



EDMONTON OILERS HOCKEY CLUB®

2017 - 18  
**MEDIA GUIDE**



# A TASTE OF WHO WE ARE



*Proud Partner*



THE EDMONTON OILERS NAME AND ASSOCIATED LOGOS ARE TRADEMARKS OF EDMONTON OILERS HOCKEY CORP. AND ARE USED UNDER LICENSE.



# EDMONTON OILERS

## TABLE OF CONTENTS

Table of Contents .....	1	Connor McDavid .....	80
Oilers Staff Directory .....	3-6	Ryan Nugent-Hopkins .....	82
<b>TEAM MANAGEMENT AND STAFF</b>		Darnell Nurse .....	84
About OEG .....	8	Iiro Pakarinen .....	86
About Rogers Place .....	9	Jesse Puljujarvi .....	88
Daryl A. Katz - Owner & Governor .....	10	Kris Russell .....	90
Bob Nicholson - Chief Executive Officer & Vice Chair OEG .....	11	Andrej Sekera .....	92
Wayne Gretzky - Vice Chair OEG .....	12	Anton Slepyshev .....	94
Kevin Lowe - Vice Chair OEG/ Alternate Governor .....	14	Ryan Strome .....	96
Peter Chiarelli - President of Hockey Operations & General Manager .....	16	Cam Talbot .....	98
All-Time Oilers General Manager Records .....	17	In The System .....	100-118
Craig MacTavish - Senior Vice-President, Hockey Operations .....	18	<b>2016-17 IN REVIEW</b>	
Keith Gretzky - Assistant General Manager .....	19	<b>THE NHL IN REVIEW</b>	
Scott Howson - Vice President, Player Development .....	20	NHL Final Standings .....	120
Duane Sutter - Vice President, Player Personnel .....	21	NHL Award Winner .....	120
Bill Scott - Director, Salary Cap Management and Assistant to the President, Hockey Operations .....	22	NHL Scoring Leaders .....	121
Rick Carriere - Senior Director, Player Development .....	23	NHL Goaltending Leaders .....	121
Bob Green - Director, Player Personnel .....	24	NHL All-Star Teams .....	122
Vaclav Burda - Director, European Scouting .....	25	NHL Entry Draft - First Round .....	122
Oilers Scouting Staff .....	25	<b>OILERS SEASON IN REVIEW</b>	
<b>COACHING STAFF/ TEAM STAFF</b>		Final Scoring Statistics .....	123
Todd McLellan - Head Coach .....	26	Real Time Scoring Statistics .....	124
All-Time Oilers Head Coaching Records .....	28	Game Results .....	125
Jay Woodcroft - Assistant Coach .....	30	Oilers Streaks .....	126
Jim Johnson - Assistant Coach .....	31	Oilers Special Team Stats .....	127
Ian Herbers - Assistant Coach .....	32	Edmonton Oilers Back to Back Games .....	127
All-Time Oilers Coaching Staffs .....	33	Edmonton Oilers Injury Report .....	127
Dustin Schwartz - Goaltending Coach .....	34	Oilers Transactions 2016-17 .....	128
Sylvain Rodrigue - Goaltending Consultant .....	34	Oilers Molson 3 Stars By Player and Month .....	129
David Pelletier - Skating Coach .....	35	Oilers Molson Cup Monthly Winners .....	129
Jeremy Coughal - Video Coach .....	35	2016-17 Edmonton Oilers Molson Cup Standings .....	130
Team Staff .....	36-43	<b>OILERS VS OPPONENTS</b> .....	
Oilers in the Community .....	44	131-190	
<b>2017-18 OILERS ORGANIZATIONAL DEPTH CHART</b> .....		45-47	
<b>IN MEMORIAM</b> .....		48	
<b>PLAYER PROFILES</b>		<b>OILERS RECORDS</b>	
Yohann Auvitu .....	50	<b>OILERS YEARLY RECORDS/ BREAKDOWNS</b>	
Matthew Benning .....	52	Oilers History Overview .....	192
Laurent Brossoit .....	54	Oilers Yearly Record .....	193
Drake Caggiula .....	56	Oilers Yearly Home Record .....	193
Leon Draisaitl .....	58	Oilers Yearly Away Record .....	194
Mark Fayne .....	60	Oilers All-time Record vs. Opponents .....	194-195
Eric Gryba .....	62	Oilers Monthly Regular Season Record .....	196
Jussi Jokinen .....	64	Oilers Man Games Lost Due to Injury By Season .....	196
Zack Kassian .....	66	Oilers Year-By-Year Special Teams .....	197
Juhhar Khaira .....	68	Oilers Overtime Record Year-by-Year .....	198
Oscar Kiefbm .....	70	Oilers Overtime Record vs. Opponents .....	198
Adam Larsson .....	72	Oilers Shootout Record .....	
Mark Letestu .....	74	(Overall, vs. Opponents, Goaltending, Shooters) .....	199
Milan Lucic .....	76	Oilers Shootout Results (All-time) .....	200-202
Patrick Maroon .....	78	Oilers Individual Career Shootout Statistics .....	203
		Oilers 100-or-More Point Seasons .....	204
		Oilers Yearly Leaders .....	205-209
		Oilers Rookie Records .....	210-211
		Oilers Multiple Point Games .....	212
		Oilers 20-or-more Goal Seasons by Player .....	213
		Oilers 20-or-more Goal Seasons by Season .....	214



Oilers 20-or-more Goal Seasons .....	215
Oilers Three-or-More Goal Games .....	217
Active Oilers Three-or-More Goal Games .....	217
All-time Oilers Three-or-More Goal Games .....	218-222
All-Time Oilers Regular Season Goaltending Records .....	223
Oilers Career Goaltending Leaders .....	224
Oilers Yearly Goaltending Leaders .....	225-228
Oilers All-Time Shutouts .....	229-230
All-Time Shutouts vs. Oilers .....	231-233
Oilers Penalty Shots .....	234
Penalty Shots vs. Oilers .....	235
Oilers NHL Firsts .....	236
Opponents Firsts vs. Oilers .....	237
NHL Individual Records Held or Tied by Oilers .....	238
NHL Team Records Held of Co-Held by Oilers .....	239
Oilers Individual Records .....	240-246
Oilers Team Records .....	247-254
Oilers Season Openers .....	255
Oilers Home Openers .....	256
Oilers Jersey Retirement Games .....	256
Oilers Record in Afternoon Games .....	257
Oilers Home Afternoon Games .....	257

## OILERS AWARDS AND DISTINCTIONS

NHL 100th Year Distinctions .....	258
NHL All-Star Team Selections .....	259
Oilers in the NHL All-Star Game .....	259
Oilers NHL Award Winners .....	259
All-Time Oilers Team Award Winners .....	260
All-Time Oilers Molson Cup Winners .....	261

## OILERS ALL-TIME ROSTER/ LEADERS

Oilers Team Captains and Alternate Captains .....	262
Oilers All-Time Numerical Roster .....	263-264
Oilers Career Scoring Leaders .....	265
Oilers All-Time NHL Roster (Skaters) .....	266-274
Oilers All-Time NHL Roster (Goaltenders) .....	275
Oilers All-Time Leaders .....	276

## OILERS AT THE NHL DRAFT .....

## OILERS YEAR-BY-YEAR RESULTS AND STATISTICS .....

## STANLEY CUP PLAYOFFS .....

Oilers Yearly Playoff Records .....	322
Oilers Playoff record vs. Opponents .....	323
Oilers Stanley Cup Final Record .....	323
Oilers All-Time Results .....	324-330
Oilers Career Playoff Scoring .....	331-332
Oilers All-Time Playoff Three-or-More Goal Games .....	333
Oilers All-Time Playoff Goal Scoring Breakdown .....	334
Oilers Career Goaltending Statistics .....	334
Oilers All-Time Playoff Shutouts .....	335
Shutouts by Opposition vs. Oilers .....	335
Oilers Penalty Shots .....	335
Penalty Shots vs. Oilers .....	335
Oilers Playoff Firsts .....	336
Oilers Individual Playoff Records .....	337-341
NHL Individual Playoff Records Held of Tied by Oilers .....	342
Oilers Team Playoff Records .....	343-349
NHL Team Playoff Records Held or Co-held by Oilers .....	350

## OILERS AFFILIATES

2017-18 Bakersfield Condors .....	352
2016-17 Bakersfield Condors Final Scoring .....	353
2017-18 Wichita Thunder .....	354
2016-17 Norfolk Admirals Final Scoring .....	355
2016-17 AHL Final Standings/ Calder Cup Playoffs .....	356
2016-17 ECHL Final Standings/ Kelly Cup Playoffs .....	357
Oilers Yearly Main Affiliates .....	358
All-Time Oilers Affiliates Yearly Records .....	359
All-Time Oilers Affiliates Yearly Scoring Leaders .....	360

## MEDIA INFORMATION

Oilers Media Wall of Honour .....	362
Media Information .....	363
Media Guidelines .....	364
2017-18 NHL Public Relations Directory .....	365
2017-18 NHL Directory .....	366
2017-18 NHL Officials .....	367
NHL How To Figure .....	368
NHL Key Critical Dates .....	369-370

## OILERS GAME SCHEDULE .....



Published by THE EDMONTON OILERS HOCKEY CLUB

**Editors:** J.J. Hebert/ Shawn May/ André Brin

**Photography:** Andy Devlin, LA MEDIA Photography & Design

**Other images:** Hockey Canada Images, Jonathan Kozub, Oilers archives

**Statistical Assistance provided by:** Dan Diamond and Associates & Bob Waterman, Elias Sports Bureau

Printed by RR Donnelley

All Contents Herein Copyright © 2017





## EDMONTON OILERS HOCKEY CLUB

300, 10214-104 Avenue NW, Edmonton, Alberta T5J 0H6

Phone (780) 414-GOAL (4625)

www.edmontonoilers.com | Capacity: 18,347

Owner & Governor.....	Daryl A. Katz
Chief Executive Officer & Vice Chair.....	Bob Nicholson
Vice Chair.....	Wayne Gretzky
Vice Chair.....	Kevin Lowe
Executive Vice President of Corporate Strategy & Business Development.....	Darryl Boessenkool
Executive Vice President of Revenue.....	Stew MacDonald
Executive Vice President of KGRE & OEG Special Projects.....	Bob Black
Executive Vice President of Finance.....	Jason Quilley
Executive Vice President, Rogers Place.....	Susan Darrington

### HOCKEY OPERATIONS

President of Hockey Operations & General Manager.....	Peter Chiarelli
Senior Vice President, Hockey Operations.....	Craig MacTavish
Assistant General Manager.....	Keith Gretzky
Vice President, Player Development.....	Scott Howson
Vice President, Player Personnel.....	Duane Sutter
Head Coach.....	Todd McLellan
Assistant Coach.....	Ian Herbers
Assistant Coach.....	Jim Johnson
Assistant Coach.....	Jay Woodcroft
Goalie Coach.....	Dustin Schwartz
Assistant Goalie Coach.....	Sylvain Rodrigue
Skating Coach.....	David Pelletier
Video Coach.....	Jeremy Coupal
Senior Director, Player Development.....	Rick Carriere
Senior Director, Hockey Communications and Media Relations.....	JJ Hebert
Director, High Performance.....	Simon Bennett
Director, Player Personnel.....	Bob Green
Director, Cap Compliance and Assistant to the President Hockey Operations.....	Bill Scott
Director of European Scouting.....	Vaclav Burda
Pro scouts.....	Chris Cichocki, Paul Messier, Matti Virmanen
Amateur scouts.....	Rob Adolff, Bob Brown, Mike Chiarelli, Jim Crosson, Bill Dandy, Pelly Eklund, P.J. Fenton, Scott Harlow, Dave Heitz, Mitch Holmberg, Brandon Jay, Frank Jay, Bill McLellan, Alex Naurov, Keith Sullivan
Director, Research, Analysis & Software Development.....	Sean Draper
Manager, Team Services.....	Patrick Garland
Manager, Hockey Communications and Research.....	Andre Brin
Manager, Hockey Communications and Media Relations.....	Shawn May
Manager, Hockey Analysis.....	Justin Mahe
Executive Assistant to Bob Nicholson & Peter Chiarelli.....	Amanda Bacon
Senior Coordinator, Medical Services.....	Ken Lowe
Senior Coordinator, Video Analysis.....	Brian Ross
Coordinator, Player Development.....	Shaun Mahe
Coordinator, Player Development.....	Brandon Mattice
Head Athletic Therapist.....	TD Forss
Head Equipment Manager.....	Jeff Lang
Assistant Medical Trainer.....	Chris Davie
Assistant Equipment Manager.....	Brad Harrison
Massage Therapist.....	Stephen Lines
Head Strength and Conditioning Coach.....	Chad Drummond
Assistant Strength and Conditioning Coach.....	Joel Schneider
Assistant Equipment Manager.....	Shane Olmsted
Assistant Athletic Therapist.....	Ryan Williams
Family Liaison.....	Jill Metz
Dressing Room Attendant.....	Joey Moss

### MARKETING

Senior Vice President, Marketing.....	Jeff Harrop
Vice President, Content.....	Michael Bobroff



Vice President, Broadcast .....	Don Metz
Director, Digital Media & Publications.....	Marc Ciampa
Director, Brand Equity Marketing.....	Dan Cote-Rosen
Director, Social Media & Publications.....	Ryan Frankson
Director, Event Presentation .....	Rich Meyers
Director, Product Marketing .....	Christine McAnally
Director, Photography & Digital Asset Management .....	Bryce York
Senior Manager, Fan Development .....	Brad Ellard
Manager, Event Presentation.....	PJ Aucoin
Manager, Retail Operations.....	Andrew Baer
Manager, Events & Brand Activation.....	Jessica Bromley
Manager, Product Marketing .....	Avery Hardy
Manager, Video Production.....	Jeff Nash
Manager, In Game Video Production .....	Chris Schultz
Manager, Rogers Place & ICE District Marketing.....	James McCurdy
Manager, Digital Media .....	Heather Weigum
Reporter - EdmontonOilers.com and Oilers TV.....	Tom Gazzola
Oilers Head Writer .....	Chris Wescott
Senior Producer .....	Gord Redel
Producer, Video.....	Blaine Sayers
Producer, Video.....	Ryan Hrycun
Coordinator, Rogers Place & ICE District Social Media & Publications .....	Sean Adams
Coordinator, Video Production .....	Kassidy Collins
Coordinator, Fan Development.....	Derek Fullerton
Content Coordinator, & Community Reporter EOCF, Rogers Place, ICE District .....	Jessica Kent
Coordinator, Product Marketing.....	Sabrina Licata
Coordinator, Social Media.....	Cait MacPhail
Coordinator, Brand Activation .....	Emily Pavelich
Coordinator, In Game Video Production .....	Dylan Retz
Coordinator, Oilers Content .....	Meg Tilley
Lead Designer, Creative.....	Joey Angeles
Intermediate Designer Creative.....	Cristoval Castillon
Motion Graphics .....	Dion Coursen
Motion Graphics .....	Jeremy Webb
<b>BROADCAST</b>	
Play by Play Commentator.....	Jack Michaels
Color Commentator .....	Bob Stauffer
<b>CORPORATE SALES</b>	
Vice President, Corporate Sales.....	Steve Violetta
Senior Director, Corporate Partnerships.....	J.F. Amyot
Senior Director, Corporate Partnerships.....	Lisa Munro
Senior Director, Corporate Partnerships.....	Abe Hajar
Director, Partnership Services .....	Brent Frew
Director, Digital & Media Sales.....	Brennan Watts
Manager, Corporate Partnerships.....	Erik Hapke
Manager, Edmonton Oil Kings Corporate Partnerships .....	David Reynar
Manager, Partnership Services.....	Hanna Choi
Manager, Partnership Services.....	Stephan Tonowski
Partnership Sales Specialists.....	Sandra Wever, James Gaby, Shandy Lo, Grant Nicholson, Scott Ritchie, Chris NgMukYuen
Specialist, Traditional Media .....	Jamie Leblanc
Specialist, Digital Media .....	Shaune Labrecque
<b>TICKETING SALES AND SERVICE</b>	
Group Director, Ticket Services and Operations .....	Jody Young
Director, Ticket Sales .....	Jared Ginsburg
Director, Rogers Place Premium Sales.....	Bob Haromy
Director, Ticket Operations.....	Gavin Morton
Supervisor, Ticket Event Services - Oilers .....	Brienne Patton
Manager, Club and Season Seat Services.....	Keenyn Bijou
Manager, Box Office.....	Jessica Hanlon
Manager, Ticket Services .....	Dianne Haydey
Manager, Ticket Operations .....	Cheryl Langlier
Manager, Group Sales .....	Derek Perchaluk



Manager, Premium Services.....	Melissa Smart
Manager, Inside & Outside Sales.....	Daniel Troiani
Coordinator, Ticket Sales.....	Julia Liosis
Coordinator, Ticket Operations.....	Max Viney, Raelene Dufva
Representative, Ticket Services.....	Jun Lee, Ana Williams, Dalton Schamehorn, Max Viney, Ian Cabrera, Emily Van Ee
Account Specialist, Premium Services.....	Randi Rybka, Krista Davis, Andrea Kuchera, Brent Griffith
Account Executive, PBR.....	Jeff Trembley
Account Executive, Outside Sales.....	Robert Warburton
Account Executive, Inside Sales.....	Lauren Taal, David Cheivekhman, Kevin Mack
Account Executive, Group Sales.....	Sam Sanderson, Jason Adams, Lynne Gulliver, JJ White, Chris Gardner
Account Coordinator, Season Seat Services.....	Cindy Barkovic, Tyler Fitch, David Saengsathit, Louren Sansregret, Nicholas Conniff, Gage Benham
Account Coordinator, Club Seat Services.....	Kersten Merry
<b>OPERATIONS</b>	
Senior Vice President, Operations.....	Stuart Ballantyne
Executive Assistant to Tim Shipton, Stu Ballantyne and Jeff Harrop .....	Salli Bruno
Director, Administrative Facility Operations .....	Gilbert Da Silva
Manager, Administrative Services .....	Sherry Smith
Receptionists .....	Sandy Langley, Gisella Callander
<b>IT</b>	
Vice President, Technology .....	Kevin Flemming
Manager, Infrastructure .....	Aaron Hammond
SharePoint Architect.....	Kelvin Sun
Director, Production Systems & Services .....	Vernon Mason
Manager, Production Services .....	Keith Hough
Lead Infrastructure Administrator, Technology .....	Rob Coote
Administrator, Infrastructure.....	Merlin Greaves
Supervisor, Service Desk.....	Al Rouleau
Technician, Service Desk.....	Adolfo Fumagalli, Gerard Sarinas, Kenneth Otyeno, Brendan Rogers
Coordinator, AV Systems.....	Corey Blomquist
<b>CORPORATE COMMUNICATIONS</b>	
Senior Vice President, Corporate Communications & Government Relations.....	Tim Shipton
Manager, Alumni.....	Barrie Stafford
Manager, Corporate Communications .....	Andrea Garland
Coordinator, Internal Communications.....	Kristen McWatters
Coordinator, Corporate Communications, OEG Brands.....	Kelsey Spohn
Coordinator, Community Communications (PT) .....	Cam Tait
<b>EDMONTON OILERS COMMUNITY FOUNDATION</b>	
Executive Director, Edmonton Oilers Community Foundation.....	Natalie Minckler
Manager, Grant & Fund Development.....	Catherine Williams
Coordinator, Edmonton Oilers Community Foundation .....	Janelle Neufeld
Coordinator, Events & Community Partnerships.....	Emma Brook
<b>FACILITY OPERATIONS - ROGERS PLACE</b>	
Assistant General Manager, Facility Operations.....	Michael McFaul
Vice President, Construction/Operations Liasion.....	Tom Cornwall
Senior Project Manager, Arena Area Facilities .....	Charlie Klaver
Director, Operations & Maintenance.....	Kyle Lamkey
Assistant Manager, Engineering.....	Jason Rimmer
Chief Engineer/ Director, Ice Operations.....	Andrew Higgins
Supervisor, Engineering.....	Matt Messer
Supervisor, Conversions .....	Kelly Morris
Supervisor, Electrical.....	Steve Morgan
Supervisor, Plumbing & Building Operations.....	Matt Ruptash
Supervisor, Ice Operations.....	JJ Straker
Facility Operations and Maintenance Technician .....	Kevin Taylor
Facility Operations and Maintenance Technician .....	Matt Kowalski
Administrator, Shipping and Receiving .....	Brian Buckle



Arena Technicians .....	Grayson Wells, Adam Wells, Hanson Skotheim, Dan Sieben, Darren Ursel, Matt Bird, Samuel Best
Executive Assistant to Susan Darrington.....	Victoria Izzo Rados
Admin Assistant, Facility Operations.....	Jordan Hopper
Painter .....	Zachary Rozos
Carpenter.....	Maher Elias
Operations Assistant.....	Richard Weisler
<b>CORPORATE STRATEGY AND BUSINESS DEVELOPMENT</b>	
Director, Corporate Strategy & New Business .....	Bobbie-Jo Ierino
<b>BUSINESS INTELLIGENCE</b>	
Director, Business Intelligence.....	Sharon Lyseng
Business Analyst.....	Angela Frecon
Business Analyst.....	Kassam Khakoo
Junior Business Analyst.....	Ryan Rondeau
<b>GUEST EXPERIENCE AND EVENTS</b>	
Assistant General Manager, Guest Experience & Events .....	Steinunn Parsons
Director, Security.....	Kevin Kobi
Manager, Events.....	Andrea Carroll Papirny
Manager, Events.....	Zach Cornwall
Manager, Guest Experience .....	Cindy Fedun
Manager, Events.....	Kyle Ferguson
Manager, Security.....	Russ Fermaniuk
Manager, Security.....	Syd Yaggey
Scheduler and Guest Experience Coordinator.....	Amanda Bachand
Supervisor, Security.....	Chris Eddy
Supervisor, Security.....	Danny Morin
Supervisor, Security.....	Mike Telford
<b>LIVE ENTERTAINMENT</b>	
Assistant GM, Live Entertainment .....	Sheena Way
<b>CORPORATE FINANCE</b>	
Vice President, OEG Finance.....	Travis Nielsen
Controller, Rogers Place .....	Mark Wiens
Senior Accountant, OEG.....	Rob Mella
Assistant Controller, Rogers Place.....	Eric Motuzas
Accountant.....	Erin Barrett
Manager, Procurement .....	Jennifer Power
Financial Analyst.....	Corinne McGregor
Coordinator, OEG Accounts Payable.....	Jamie Schenknecht
Coordinator, Rogers Place Accounts Payable.....	Amanda Cabana
Coordinator, Accounts Receivable .....	Valerie Gauthier
Coordinator, OEG Accounts Payable.....	Tanmeet Samra
Accountant, OEG .....	Nicole Auger
Accountant, OEG .....	Brandon Polanski
<b>LEGAL</b>	
Senior Legal Counsel.....	Keely Brown
Senior Legal Counsel.....	Imran Hussainaly
Assistant, Legal & Administration.....	Vanessa Arrotta
<b>HUMAN RESOURCES</b>	
Senior Vice President, Human Resources .....	Adam Barrie
HR Business Partner .....	Mani Sira
Director, Tax & Payroll Services.....	Donna Kuo
Manager, Oilers Payroll & Benefits .....	Shawna Quigley
Manager, OEG Payroll & Benefits.....	Janette Vermeersch
Generalist, Human Resources .....	Michelle Hyde
Coordinator, Human Resources -Rogers Place.....	Danielle Weller
Manager, Travel.....	Connie Hadden
Coordinator, Human Resources .....	Sherri Bowles
Coordinator, Human Resources .....	Amber Demharter
Assistant, HR & Finance.....	Makinna Coombs
Administrator, Payroll.....	Nicole Charbonneau
Administrator, Payroll.....	Melissa Boe
Coordinator, Payroll (PT).....	Tricia Christensen
Coordinator, Benefits.....	Lindsay Dechant





TEAM MANAGEMENT  
AND STAFF



# ABOUT OEG

OEG represents nearly a decade of hard work and dedication. It has started with the Oilers and ICE District, but OEG is going to be more than just an Edmonton story. It's a global vision and a long-term ambition to become an international leader in sports and entertainment that extends to sports franchises, fan experience, event management and content production across North America, and beyond.

OEG owns the five-time Stanley Cup Champion Edmonton Oilers, the WHL's Edmonton Oil Kings, the AHL's Bakersfield Condors, and operates Rogers Place, the home of the Oilers and Oil Kings in downtown Edmonton. OEG also owns and operates one of Canada's most accomplished television, event, and brand-promotion companies and has recently added Silver Pictures Entertainment to its growing sports & entertainment business.





## ABOUT ROGERS PLACE

From the very beginning it was Daryl Katz's aspiration to build no less than the finest arena in the world and to use that facility as the anchor to drive an unprecedented urban revitalization of Edmonton's downtown core anchored by ICE District, Canada's largest mixed-use, sports & entertainment development.

The City of Edmonton shared the vision of the arena and District as a transformative catalyst for downtown revitalization that would make our city more attractive for capital investment, corporate head offices, tourism and the best and brightest people.

Rogers Place itself is an 1,006,000 square foot, five-concourse facility. The Arena Area Facilities project also includes the Edmonton Downtown Community Arena; the 34,000 square-foot Ford Hall; and connective infrastructure to the

LRT system bringing the total project size to 1,116,000 square feet.

Rogers Place and ICE District meld an iconic architectural design, an unprecedented level of new development in the heart of downtown and an unparalleled level of entertainment capacity.

### BY THE NUMBERS

- Hockey Capacity: 18,347
- Concert Capacity: 20,000 +
- Premium Spaces:
  - o 57 Scotiabank Suites
  - o 24 Theatre Boxes
  - o 900 Loge Seats
  - o 1 full-service Restaurant – Curve
- Over 1,250 TV screens
- The largest true high-definition centre ice scoreboard in the NHL



## DARYL A. KATZ

OWNER AND GOVERNOR

Born and raised in Edmonton, Daryl Katz grew up a passionate Oilers fan. He has a deep connection with the team's rich history and is focused on creating the foundation for a winning tradition and bringing the Stanley Cup back to the City of Champions.

Daryl began building what is now Oilers Entertainment Group in 2008. Today, with more than 1,600 full and part time staff, OEG houses Katz Group's growing sports & entertainment businesses and operates Rogers Place, one of the leading sports and entertainment venues in North America. Rogers Place was designed and built in a landmark collaboration between Katz Group and the City of Edmonton.

Away from the ice, Daryl has committed significant time, energy and capital to make his vision for a revitalized downtown Edmonton a reality. ICE District is an ambitious multi-billion dollar project that is transforming the heart of our downtown into a vibrant, walkable and sustainable sports and entertainment district, with a host of new commercial, residential and public amenities. With Rogers Place now open, and the surrounding ICE District development well underway, we're seeing an exciting rebirth of Edmonton's urban core.

Daryl was born and raised in Edmonton, and graduated from the University of Alberta's Faculty of Law in 1985. Daryl and his wife Renee are proud parents of Harrison and Chloe, co-founders of the Hockey Helps Kids charitable initiative. He also serves on the National Hockey League Board of Governors.





## BOB NICHOLSON

CEO & VICE CHAIRMAN, OEG

On June 13, 2014, the Katz Group announced the hiring of Bob Nicholson as Vice-Chairman of Oilers Entertainment Group (OEG), a sports and entertainment company that manages the Katz Group's growing family of sports and entertainment assets, including the operation of Rogers Place, the new home of the Edmonton Oilers.

On April 24, 2016, Bob was appointed as Chief Executive Officer of OEG. In his role as CEO and Vice Chairman, Bob brings his exceptional skills as a motivator, team builder and leader to OEG, working closely with Chairman and owner Daryl Katz, overseeing all aspects of operations including expansion of the group's sports and entertainment offerings, delivering outstanding fan experiences, securing major new sponsorships and events, and operating Rogers Place, North America's leading sports and entertainment venue.

In addition, Mr. Nicholson oversees the Edmonton Oilers Hockey Club hockey operations, working closely with Peter Chiarelli, Oilers President of Hockey Operations and General Manager. He also serves as an Alternate Governor for the Edmonton Oilers on the NHL Board of Governors.

Bob Nicholson joined the Oilers after a long and successful tenure with Hockey Canada, serving as the President and CEO from 1988 to 2014, where he oversaw all operations for competitions Canada participated in internationally, including the IIHF World Hockey Championships and Olympic Winter Games, and has overseen Canada winning 72 medals in international competition since 1990, 44 of which were gold, including seven Olympic gold medals.

Nicholson also served as the Senior Vice President of the Canadian Hockey Association from 1992 to 1998 and Vice President of programs with the Canadian Amateur Hockey Association from 1990 to 1991. He has been heavily involved with international hockey, serving on the International Ice Hockey Federation's Player Safety Committee and currently holds the position of Vice President of the International Ice Hockey Federation which he was re-elected to in May 2016.

Before joining the national body, Nicholson was Technical Director with the British Columbia Amateur Hockey Association from 1979 to 1989. He was inducted into the B.C. Hockey Hall of Fame in 2004. He played minor hockey and Junior A hockey in Penticton, helping the Penticton Broncos win the BCJHL and B.C.-Alberta championships, and also played NCAA hockey at Providence College in Rhode Island. Bob was awarded the Order of Hockey in Canada in 2016 for his outstanding contribution to the game of hockey in Canada.



## WAYNE GRETZKY

VICE CHAIR, OEG

Gretzky enters his second season as a Vice Chair of the Oilers Entertainment Group (OEG), after being named on October 12, 2016. In this role, Gretzky works closely with Daryl Katz and OEG CEO and Vice Chair Bob Nicholson and Vice Chair Kevin Lowe in all aspects of the organization, including business and hockey operations.

Iconic Oilers captain and all-time hockey great, Gretzky works closely with the OEG team on the commercial side of the business to attract world-class sports and entertainment partnerships and events to Rogers Place, as well as supporting development initiatives in ICE District. He is also a sounding board and resource for Oilers President of Hockey Operations Peter Chiarelli and team management to assist in key functions including player development, recruiting and mentorship.

Gretzky, 56, has held many notable management positions with Hockey Canada, including serving as a Senior Advisor for the men's hockey team at the 2010 Winter Olympics in Vancouver, winning a gold medal. He also held senior management positions with Team Canada at the Olympic Games, including serving as Canada's Executive Director at the 2006 Olympic Winter Games in Torino and winning a gold medal as Canada's Executive Director at the 2002 Olympic Winter Games in Salt Lake City. He also received the Olympic Order from the International Olympic Committee, for outstanding contributions to the game of hockey in 2002. Gretzky also captured gold at the 2004 World Cup of Hockey as Canada's Executive Director and served as Canada's Executive Director at the 2001 IIHF World Hockey Championship in Germany.

The Brantford, Ontario native enjoyed a 20-year Hall of Fame career and at the time of his retirement, he held or shared 61 NHL records. Gretzky is the NHL's all-time leader in goals (894), assists (1,963) and points (2,857), as well as the all-time leader in playoff goals (122), playoff assists (260) and playoff points (382) and is the only player to record 200 or more points in an NHL season, reaching the mark four times (1981-82, 1983-84, 1984-85, 1985-86). Gretzky played nine seasons for the Edmonton Oilers (1979-88), winning four Stanley Cups (1984, 1985, 1987, 1988), as well as suiting up for the Los Angeles Kings (1988-96), St. Louis Blues (1996) and New York Rangers (1996-99).

Gretzky is the most decorated player in NHL history which includes: winning the Hart Trophy as the NHL's Most Valuable Player a record nine times (1980-87, 1989), the Art Ross Trophy as the NHL's leading scorer 10 times (1981-87, 1990-91, 1994), the Conn Smythe Trophy as playoff MVP twice (1985, 1988), the Lady Byng Trophy as the NHL's most gentlemanly player five times (1980, 1991, 1991, 1994, 1999), the Lester B. Pearson Award as the NHL's most valuable player, as voted on by the players, five times (1982, 1983, 1984, 1985, 1987) and MVP of the NHL All-Star Game three times (1983, 1989, 1999). He was named to the NHL First All-Star Team eight times (1981-87, 1991) and is the only player in NHL history to have his number retired league-wide, after retiring from the NHL as a player on April 15, 1999.



In the fall of 1999, he became the 10th player to have the mandatory three-year waiting period waived for induction into the Hockey Hall of Fame. Gretzky was also inducted into the International Ice Hockey Federation Hall of Fame in 2000.

Following his retirement as a player, Gretzky served as Head Coach and Managing Partner of the Phoenix Coyotes from June 2000 through September 2009.

In 2016-17, Gretzky was named as one of the NHL's top 100 players of all-time and also served as the official ambassador for the league's centennial celebrations.

Internationally, Gretzky represented Canada as a player on eight occasions and was the leading scorer in six of his eight international appearances. His final international appearance for Canada as a player was at the 1998 Olympic Winter Games in Nagano. He played for Canada in three Canada Cups (1981, 1984, 1987, 1991), one World Cup (1996), one World Championship (1982) and one World Junior Championship (1978).

Gretzky captained Canada at the 1987 and 1991 Canada Cup, as well as the 1996 World Cup of Hockey. He was named to the All-Star team and tournament MVP at the 1987 Canada Cup, posting 21 points (3G, 18A) in nine games, and winning the tournament. He won the 1984 Canada Cup with Canada, and was named to the All-Star Team.

Gretzky won a bronze medal with Canada at the 1982 IIHF World Hockey Championship and was named to the tournament All-Star Team. In his first international appearance for Canada, he won a bronze medal with Canada at the 1978 IIHF World Junior Hockey Championship and was named the tournament's Top Forward and named to the tournament All-Star Team; he was the first 16-year-old to represent Canada at the IIHF World Junior Hockey Championship.

Wayne and his wife Janet have five children, daughters Paulina and Emma and sons Ty, Trevor and Tristan. He is a grandfather of two, Tatum and River, born to his daughter Paulina and her fiancé, golfer Dustin Johnson.

Gretzky is in business with his son Ty, who founded Gretzky Hockey Schools in 2014, and recently expanded his wine business, Wayne Gretzky Estates, to produce his own house brand of whisky, called Wayne Gretzky Red Cask Whisky.

He created the Wayne Gretzky Foundation, which is dedicated to helping disadvantaged youngsters throughout North America to participate in hockey. In collaboration with the Hockey Canada Foundation, the Wayne Gretzky Foundation funds the Future Team Canada Program which rewards and recognizes 13 minor hockey teams across the country for displaying positive values. He also serves as Honorary Chairman of Ronald McDonald Children's Charities in Canada.

Gretzky was presented with the Order of Canada in January 1998 and was one of the five inaugural honourees into the Order of Hockey in Canada in 2012.



## KEVIN LOWE

VICE CHAIR, OEG / ALTERNATE GOVERNOR

Lowe, 58, enters his third season as Vice Chair and Alternate Governor of Oilers Entertainment Group (OEG). Previously, Lowe served as the Oilers President of Hockey Operations for seven seasons and prior to that he spent eight seasons as the Oilers General Manager.

Lowe has been instrumental in the renewed success of the team, both on and off the ice. In his role he continues to work towards and promote the growth and development of Oilers Entertainment Group

in its many new business initiatives, as well as continue to work closely with OEG Chief Executive Officer Bob Nicholson, on the growth of the Oilers Entertainment Group.

A new era in Oilers' history was ushered in when Lowe was named to the position of General Manager on June 9, 2000. With the announcement, the first-ever draft pick in Oilers' history replaced Glen Sather, who held the position since June of 1979. Lowe's appointment came a year after he was named Head Coach of the Oilers on June 18, 1999. Over those years the team's payroll was annually near the bottom of the league however the team was a league leader in dollars spent for points earned in standings including many playoff appearances. As GM, he became one of only 40 general managers in the history of the NHL to get his team to the Stanley Cup finals in 2006, losing in game seven to the Carolina Hurricanes.

It took the popular Lowe only three seasons from his retirement from the game as a player to make his way to the position of General Manager. After a brilliant playing career in the National Hockey League with the Edmonton Oilers and New York Rangers, Lowe announced his retirement from the game on July 30, 1998 and joined the coaching ranks as he served as an assistant coach with Ron Low's Edmonton staff in 1998-99.

The 1999-00 season saw Lowe become the seventh head coach in Oilers history. In his lone season behind the Edmonton bench, Lowe guided the Oilers to a second place finish in the Northwest Division with a 32-26-16-8 record, only eight points behind the first place Colorado Avalanche, and a berth in the Stanley Cup Playoffs.

Lowe's expertise has also translated into success for Team Canada on the international stage. On November 8, 2000, Lowe was named as Assistant Executive Director of Canada Olympic Hockey for the 2002 Winter Olympic Games in Salt Lake City, Utah. Working with former teammate Wayne Gretzky, Team Canada's Executive Director, head coach Pat Quinn and Director of Player Personnel, Steve Tambellini, Lowe helped put together a team of NHL players that won the Olympic gold medal for Canada for the first time in 50 years. A 5-2 victory over the United States in the gold medal final on February 24, 2002 saw Team Canada become the first Canadian squad to win Olympic gold since the Edmonton Waterloo Mercurys won at Oslo, Norway in 1952. He reprised that role with Team Canada at the 2006 Winter Olympics in Turin, Italy and was a member of Team Canada's management team that put together the gold medal winning roster at the 2004 World Cup of Hockey. Lowe, along with Doug Armstrong and Ken Holland, assisted General Manager Steve Yzerman to help guide Canada's Olympic Team to another historic gold medal victory in the





2010 Vancouver Olympics. Lowe will once again represent his country as a part of Team Canada's management team at the 2014 Sochi Winter Olympics.

Lowe was the Oilers' first-ever draft pick when he was selected 21st overall in the 1979 NHL Amateur Draft on August 9, 1979. During 19 seasons in the NHL, including 15 as an Oiler, Lowe played in 1,254 regular season games and 214 playoff games, winning six Stanley Cup championships. The first five Cup championships came with Edmonton as he was a member of each of the Oilers' titles in 1984, 1985, 1987, 1988 and 1990 and was followed by a sixth with the New York Rangers in 1994. In his 15 seasons with Edmonton, the Oilers never failed to qualify for the Stanley Cup Playoffs with Lowe in the lineup. In fact, Lowe only missed post-season play once in his 19-year career as New York missed the 1992-93 playoffs during his first season in Manhattan.

Besides being the first draft choice in Oilers' history, Lowe also scored the first goal in team history as he beat Tony Esposito at 9:49 of the first period in Edmonton's first NHL game on October 10, 1979 at Chicago Stadium. The goal launched a career that saw him play for 19 seasons without spending a day in the minors. That goal was also assisted by Wayne Gretzky, marking the "Great One's" first ever point in the NHL.

Lowe holds the Oilers' record for most games played in both the regular season (1,037) and playoffs (172) and is one of only 45 players in NHL history to have played in 1,000 games with one franchise. He also ranks among Edmonton's all-time leaders as he is eighth in assists (309), 11th in points (383) and third in penalty minutes (1,236).

He became the sixth captain in Oilers' history in 1990-91, fulfilling the promise of his junior career that saw him named the first Anglo-Canadian captain of the Quebec Remparts.

On the international stage he represented Canada at the 1982 World Championships and was a member of Team Canada that won the 1984 Canada Cup. He also played in seven NHL All-Star Games (1984-86, 1988-90, 1993).

Off the ice, he was no less a leader. In 1990, Lowe became the only player to win the King Clancy Memorial Trophy and the Budweiser/NHL Man of the Year Award in the same season. Both awards are presented for leadership qualities and humanitarian contributions. He was also the Oilers' nominee for the Bill Masterton Memorial Trophy that season. His work with the Edmonton Christmas Bureau has set the standard for the Oilers' commitment to community involvement. He was the Honorary Chair from 1982-83 to 1991-92 and Honorary Co-Chair from 2005 to present.

Lowe, has a son, Shane, and he and his wife Karen, a two-time Olympic alpine skiing bronze medal winner for Canada at the 1988 Winter Olympics in Calgary, have three daughters - Devyn, Darby and Karly - and a son, Keegan, who was drafted by the Carolina Hurricanes in the 3rd round, 73rd overall, at the 2011 NHL Entry Draft. Both Kevin and Karen are Honorary Spokespeople for the Zebra Society.



## PETER CHIARELLI

PRESIDENT OF HOCKEY OPERATIONS / GENERAL MANAGER

On April 23, 2015, Peter Chiarelli was named President of Hockey Operations and General Manager of the Edmonton Oilers.

Chiarelli, 53, reports to CEO Bob Nicholson, and is responsible for all aspects of hockey operations.

Chiarelli has accumulated a regular season record of 78-69-17 serving as the club's General Manager since the 2015-16 season. He played an integral part in the Oilers resurgence in 2016-17 as the Oilers made the playoffs for the first time since 2005-06, reaching the conference semi-finals. In 2016-17 the Oilers reached the 100-point mark (103 points) for the first time since 1986-87, earning Chiarelli a finalist nomination for General Manager of the Year.

Prior to joining the Oilers, Chiarelli served as the General Manager of the Boston Bruins for eight seasons. He guided the Bruins to the Stanley Cup Final twice during his tenure in Boston, including winning the Stanley Cup in 2011. Chiarelli became just the third General Manager in Bruins history to bring a Stanley Cup to Boston, joining Art Ross and Milt Schmidt.

Chiarelli's regular season record as a General Manager stands at 464-302-102, with his teams reaching the 100-point plateau five times, most recently in 2016-17. That also includes the third and fourth best seasons in Bruins history with a 116-point campaign in 2008-09 (earning him The Sporting News NHL Executive of the Year) and the 117-point mark set with 54 wins in 2013-14, tying for second-most single season victories in Bruins history.

The Nepean, Ontario native served as a Manager of Team North America for the 2016 World Cup of Hockey. He has also served as a member of the management group for Hockey Canada's National Men's Team, including the 2014 Winter Olympics and the 2013 Men's World Hockey Championship.

Chiarelli graduated from Harvard University with an Economics degree in 1987 and he played for the Harvard men's hockey team from 1983-87. He began his career in hockey after graduating with a law degree from the University of Ottawa and was hired as the Director of Legal Relations for the Ottawa Senators in 2000. In 2005, Chiarelli was promoted to assistant General Manager of the Senators and he served in that role for one season, before being hired by the Boston Bruins in 2006.



## EDMONTON OILERS GENERAL MANAGER RECORDS BY SEASON

GENERAL MANAGER	SEASON	GP	W	L	O/T	PTS	PCT.	RANK	PLAYOFFS				PLAYOFF RESULT
									GP	W	L	T	
Peter Chiarelli b. 8/5/1964 Nepean, Ont.	2015-16	82	31	43	8	70	0.427	7th - Pacific/ 29th overall	—	—	—	—	
	2016-17*	82	47	26	9	103	0.628	2nd - Pacific/ 8th overall	13	7	6	—	0.538 Lost Conference SF
	<b>OILERS CAREER</b>	<b>163</b>	<b>78</b>	<b>67</b>	<b>17</b>	<b>173</b>	<b>0.531</b>		—	—	—	—	
	<b>NHL CAREER</b>	<b>848</b>	<b>464</b>	<b>313</b>	<b>102</b>	<b>1,030</b>	<b>0.607</b>		<b>97</b>	<b>57</b>	<b>40</b>	<b>—</b>	<b>0.588</b> Boston Bruins (2006-15)

\*Finalist for NHL General Manager of the Year

## PAST GENERAL MANAGERS IN CHRONOLOGICAL ORDER

GENERAL MANAGER	SEASON	GP	W	L	O/T	PTS	PCT.	RANK	PLAYOFFS				PLAYOFF RESULT
									GP	W	L	T	
Larry Gordon b. 7/19/1938 Unknown birthplace d. 3/19/2013	1979-80	80	28	39	13	69	0.431	4th - Smythe/ 16th overall	3	0	3	—	0.000 Lost Prelim. Round
	<b>OILERS CAREER</b>	<b>80</b>	<b>28</b>	<b>39</b>	<b>13</b>	<b>69</b>	<b>0.431</b>		<b>3</b>	<b>0</b>	<b>3</b>	<b>—</b>	<b>0.000</b>


GENERAL MANAGER	SEASON	GP	W	L	O/T	PTS	PCT.	RANK	PLAYOFFS				PLAYOFF RESULT
									GP	W	L	T	
**Glen Sather b. 9/2/1943 High River, Alta.	1980-81	80	29	35	16	74	0.463	4th - Smythe/ 14th overall	9	5	4	—	0.556 Lost Quarter-Final
	1981-82	80	48	17	15	111	0.694	1st - Smythe/ 2nd overall	5	2	3	—	0.400 Lost Division SF
	1982-83	80	47	21	12	106	0.663	1st - Smythe/ 3rd overall	16	11	5	—	0.688 Lost Stanley Cup Final
	1983-84	80	57	18	5	119	0.744	1st - Smythe/ 1st overall	19	15	4	—	0.789 Won the Stanley Cup
	1984-85	80	49	20	11	109	0.681	1st - Smythe/ 2nd overall	18	15	3	—	0.833 Won the Stanley Cup
	1985-86*	80	56	17	7	119	0.744	1st - Smythe/ 1st overall	10	6	4	—	0.600 Lost Division SF
	1986-87	80	50	24	6	106	0.663	1st - Smythe/ 1st overall	21	16	5	—	0.762 Won the Stanley Cup
	1987-88	80	44	25	11	99	0.619	2nd - Smythe/ 3rd overall	19	16	2	1	0.842 Won the Stanley Cup
	1988-89	80	38	34	8	84	0.525	3rd - Smythe/ 7th overall	7	3	4	—	0.429 Lost Division SF
	1989-90	80	38	28	14	90	0.563	2nd - Smythe/ 5th overall	22	16	6	—	0.727 Won the Stanley Cup
	1990-91	80	37	37	6	80	0.500	3rd - Smythe/ 11th overall	18	9	9	—	0.500 Lost Conference Final
	1991-92	80	36	34	10	82	0.513	3rd - Smythe/ 12th overall	16	8	8	—	0.500 Lost Conference Final
	1992-93	84	26	50	8	60	0.357	5th - Smythe/ 20th overall	—	—	—	—	
	1993-94	84	25	45	14	64	0.381	6th - Pacific/ 23rd overall	—	—	—	—	
	1994-95	48	17	27	4	38	0.396	5th - Pacific/ 22nd overall	—	—	—	—	
	1995-96	82	30	44	8	68	0.415	5th - Pacific/ 21st overall	—	—	—	—	
	1996-97	82	36	37	9	81	0.494	3rd - Pacific/ 13th overall	12	5	7	—	0.417 Lost Conference SF
	1997-98	82	35	37	10	80	0.488	3rd - Pacific/ 15th overall	12	5	7	—	0.417 Lost Conference SF
	1998-99	82	36	38	8	78	0.476	2nd - Northwest/ 16th overall	4	0	4	—	0.000 Lost Conference QF
	1999-00	82	32	26	24	88	0.537	2nd - Northwest/ 14th overall	5	1	4	—	0.200 Lost Conference QF
	<b>OILERS CAREER</b>	<b>1,586</b>	<b>766</b>	<b>614</b>	<b>206</b>	<b>1,736</b>	<b>0.547</b>		<b>213</b>	<b>133</b>	<b>79</b>	<b>1</b>	<b>0.627</b>

\* Won the Jack Adams Award as NHL Coach of the Year/ Inducted into the Hockey Hall of Fame in 1997

GENERAL MANAGER	SEASON	GP	W	L	O/T	PTS	PCT.	RANK	PLAYOFFS				PLAYOFF RESULT
									GP	W	L	T	
Kevin Lowe b. 4/15/1959 Lachute, Que.	2000-01	82	39	28	15	93	0.567	2nd - Northwest/ 12th overall	—	—	—	—	
	2001-02	82	38	28	16	92	0.561	3rd - Northwest/ 15th overall	—	—	—	—	
	2002-03	82	36	26	20	92	0.561	4th - Northwest/ 14th overall	6	2	4	—	0.333 Lost Conference QF
	2003-04	82	36	29	17	89	0.543	4th - Northwest/ 17th overall	—	—	—	—	
	2005-06	82	41	28	13	95	0.579	3rd - Northwest/ 14th overall	24	15	9	—	0.625 Lost Stanley Cup Final
	2006-07	82	32	43	7	71	0.433	5th - Northwest/ 25th overall	—	—	—	—	
	2007-08	82	41	35	6	88	0.537	4th - Northwest/ 19th overall	—	—	—	—	
	<b>OILERS CAREER</b>	<b>574</b>	<b>263</b>	<b>217</b>	<b>94</b>	<b>620</b>	<b>0.540</b>		<b>30</b>	<b>17</b>	<b>13</b>	<b>—</b>	<b>0.567</b>

GENERAL MANAGER	SEASON	GP	W	L	O/T	PTS	PCT.	RANK	PLAYOFFS				PLAYOFF RESULT
									GP	W	L	T	
Steve Tambellini b. 5/14/1958 Trail, B.C.	2008-09	82	38	35	9	85	0.518	4th - Northwest/ 21st overall	—	—	—	—	
	2009-10	82	27	47	8	62	0.378	5th - Northwest/ 30th overall	—	—	—	—	
	2010-11	82	25	45	12	62	0.378	5th - Northwest/ 30th overall	—	—	—	—	
	2011-12	82	32	40	10	74	0.451	5th - Northwest/ 29th overall	—	—	—	—	
	2012-13	48	19	22	7	45	0.469	3rd - Northwest/ 24th overall	—	—	—	—	
	<b>OILERS CAREER</b>	<b>376</b>	<b>141</b>	<b>189</b>	<b>46</b>	<b>328</b>	<b>0.436</b>		—	—	—	—	

GENERAL MANAGER	SEASON	GP	W	L	O/T	PTS	PCT.	RANK	PLAYOFFS				PLAYOFF RESULT
									GP	W	L	T	
Craig MacTavish b. 8/15/1958 London, Ont.	2013-14	82	29	44	9	67	0.409	5th - Pacific/ 28th overall	—	—	—	—	
	2014-15	82	24	44	14	62	0.378	6th - Pacific/ 28th overall	—	—	—	—	
	<b>OILERS CAREER</b>	<b>164</b>	<b>53</b>	<b>88</b>	<b>23</b>	<b>129</b>	<b>0.393</b>		—	—	—	—	



## CRAIG MACTAVISH

SENIOR VICE PRESIDENT, HOCKEY OPERATIONS

Craig MacTavish enters his third season as the Senior Vice President of Hockey Operations, after previously serving as the club's General Manager for two seasons. MacTavish previously served as Edmonton's Senior Vice- President of Hockey Operations in 2012-13. He will work closely with President of Hockey Operations and General Manager, Peter Chiarelli and Assistant General Manager, Keith Gretzky on the daily operations of the Edmonton Oilers.

MacTavish, 59, was the Head Coach of the Chicago Wolves of the American Hockey League in 2011-12, prior to joining the Edmonton Oilers, leading the Vancouver Canucks' AHL affiliate to a 42-27-7 record, third best in the conference.

Named the eighth coach in Oilers history on June 22, 2000, MacTavish compiled a career record of 301- 252-103 (.537) in 656 regular season games over the course of eight seasons (2000-01 to 2008-09).

MacTavish became the 36th coach in NHL history to win 300-or-more games with a 5-3 win vs. the Vancouver Canucks on April 4th at Rexall Place.

He completed his coaching tenure behind the Oilers bench after the 2008-09 season, ranking second among Edmonton coaches in games coached, wins, losses, ties/overtime losses and winning percentage and ranked 36th all-time in NHL history in wins and 41st in games coached.

The former Oilers' captain has a 17-13 (.567) record in the Stanley Cup Playoffs and became the third coach to lead the Oilers to the Stanley Cup Final.

In 2005-06 MacTavish guided the Oilers to their first trip to the Stanley Cup Final since 1990, as Edmonton fell in seven games to the Carolina Hurricanes. After finishing the regular season in 8th place in the NHL's Western Conference standings with a 41-28-13 record, MacTavish led the Oilers to within a game of their sixth Stanley Cup. In the post-season the Oilers went 15-9 and defeated the President Trophy winning Detroit Red Wings, the San Jose Sharks and the Mighty Ducks of Anaheim on their way to winning the Clarence S. Campbell Bowl as Western Conference champions.

After departing the Oilers organization following the 2008-09 season, MacTavish earned a master's degree in business from Queen's University and spent two years as an analyst for the NHL on TSN.





## KEITH GRETZKY

ASSISTANT GENERAL MANAGER

Gretzky enters his second season with the Oilers as Assistant General Manager. Gretzky was hired on July 2, 2016, after spending five years with the Boston Bruins.

Gretzky, 50, served as the Director of Amateur Scouting for Boston in 2015-16 prior to joining the Oilers. Gretzky also served as an Amateur Scout with Boston for three years and spent time with the Arizona Coyotes scoring staff prior to joining the Bruins.

The Ontario native joined the Phoenix/Arizona Coyotes as an amateur scout in 2001 and after five years in that position, he was named the club's Director of Amateur scouting.

He served from 2006-2011 in that capacity, overseeing all of the team's amateur scouting and running their NHL Draft.

As a player, Gretzky was selected in the third round, 56th overall, by the Buffalo Sabres in the 1985 NHL Draft. He played six pro seasons in the AHL, IHL ECHL, and in Europe, after his junior career in the Ontario Hockey League. He retired as a player after the 1992-93 season and spent five seasons (1995-2000) coaching in Bakersfield (WCHL) and Asheville (UHL).

Keith has two children, daughter Kayla and son Dillon.



## SCOTT HOWSON

VICE PRESIDENT, PLAYER DEVELOPMENT

Scott Howson enters his first season as Vice President of Player Development with the Edmonton Oilers, after serving as a pro scout with the organization since 2015.

In this, role he works closely with Senior Vice President of Hockey Operations Craig MacTavish and Senior Director of Player Development Rick Carriere to oversee the Oilers American Hockey League and ECHL affiliate rosters.

Howson has been with the Oilers organization for 17 seasons in total, including 13 seasons from 1994 through 2007, prior to joining the Columbus Blue Jackets in 2007; then again from 2013 until his current tenure.

In 2007, Howson was hired as the General Manager of the Columbus Blue Jackets. In his time with Columbus, he compiled a 173-190-59 record and advanced to the Stanley Cup Playoffs for the first time in franchise history in 2008-09, losing in the Conference Quarterfinals to the Detroit Red Wings.

The Toronto, Ontario native was the Oilers Assistant to the General Manager in 2000-01 and served as the club's Assistant General Manager from 2001-2007, working beside General Manager Kevin Lowe in overseeing the Oilers' hockey operations.

Prior to his arrival in Edmonton, Howson spent six years with the Oilers' American Hockey League affiliates. As General Manager of the Cape Breton Oilers from 1994-96, he oversaw the franchise's move to Hamilton in 1996 and was the Bulldogs' General Manager from 1996-2001.

Howson had a stellar junior hockey career, playing three seasons with the Kingston Canadians (OHA/OHL), compiling 302 points (122G, 180A) in 197 career games, including a 140 point season (57G, 83A) in 1980-81.

His professional career began in 1981-82, when he was awarded the Garry F. Longman Memorial Trophy as the IHL's Most Outstanding Rookie, after recording 120 points (55G, 65A) in 71 games with the Toledo Goaldiggers.

He signed with the New York Islanders as an undrafted free agent in 1981 and split time between the AHL's Springfield Indians and the Islanders. In 110 games with the Indians, he registered 94 points (35G, 59A). He also appeared in 18 games with the Islanders, where he scored five goals and added three assists.



## DUANE SUTTER

VICE PRESIDENT, PLAYER PERSONNEL

Sutter enters his seventh season with the Oilers and second season as the Vice President of Player Personnel. Sutter was promoted to the position on July 2, 2016.

Sutter, 57, has over 27 years of hockey experience in coaching, scouting (amateur/professional) and player development. He also spent five seasons as a pro scout for the Oilers. Prior to joining the Oilers, he served as the Director of Player Personnel with the Calgary Flames. He was also the General Manager for the Abbotsford Heat in the American Hockey League (AHL) for their inaugural season in 2013-14. Sutter also served as the Head Western Canadian Scout with the Chicago Blackhawks in 1992.

Prior to entering the scouting ranks, Sutter was an Assistant Coach with the Florida Panthers for three seasons (1996-98, 2002-03) and served as the Panthers Head Coach for two seasons (2000-02).

The Viking, Alberta native was drafted by the New York Islanders in 1979 in the first round, 17th overall. He captured a Stanley Cup in his rookie season and went on to spend eight seasons with the Islanders. He also played three seasons with the Chicago Blackhawks. Sutter accumulated 342 points (139G, 203A) and 1333 penalty minutes in 731 career NHL games. He also recorded 58 points (26G, 32A) and 405 penalty minutes in 161 career playoff games.

Duane is one of the famed six Sutter brothers to play in the National Hockey League. He also has a son Brody who was drafted by the Carolina Hurricanes and currently plays for the AHL's Springfield Thunderbirds.



## BILL SCOTT

DIRECTOR, SALARY CAP MANAGEMENT &  
ASSISTANT TO THE PRESIDENT, HOCKEY OPERATIONS

Bill Scott enters his fourth season with the Oilers and his second season as the team's Director of Salary Cap Management and Assistant to the President of Hockey Operations. Scott previously served as the club's Assistant General Manager for two seasons.

The 36-year-old native of Unionville, Ontario was promoted to the Oilers on April 21, 2014, after serving as General Manager of the Oklahoma City Barons since 2010. He played a key role in the Barons reaching the Calder Cup playoffs in all four of his seasons as General Manager.

Scott works closely with Oilers President of Hockey Operations and General Manager Peter Chiarelli and he also oversees the Oilers American Hockey League affiliate, the Bakersfield Condors (AHL).

As a member of the Oilers Hockey Management team, Scott's responsibilities include player and staff contract negotiations, scheduling, salary arbitration, salary cap management and all day to day administrative duties. He is also the club's liaison to the NHL regarding matters pertaining to the Collective Bargaining Agreement.

Scott served as the Director of Hockey Operations with the American Hockey League for four seasons. His duties included creation of league schedule, assisting in determining player fines and suspensions, supervising regular season and playoff games, and interpreting by-laws as well as the Collective Bargaining Agreement for member teams.

Scott graduated from Michigan State University with a Bachelor's Degree in Business Management. At school, he worked for the men's hockey team which went to the NCAA Frozen Four Tournament in 2001 and served as the ECHL's Manager of Hockey Operations for three seasons.



## RICK CARRIERE

SENIOR DIRECTOR, PLAYER DEVELOPMENT

Rick Carriere enters his sixth season with the Oilers, after being named Senior Director of Player Development on June 28, 2012.

Carriere, 58, previously served as General Manager of the Western Hockey League's Medicine Hat Tigers from 2000 to 2004 and then scouted for the Tigers until 2012.

The Edmonton native was also a Head Coach in the Western Hockey League, as he guided the Red Deer Rebels from 1994 to 1996 and then became the Tigers' Head Coach and Director of Hockey Operations from 1996 to 2000, prior to moving into the General Manager position.

The University of Alberta alumnus, who received his Bachelor of Education, was an Assistant Coach for the Calgary Flames' American Hockey League affiliate, St. John Flames from 1992 to 1994.

While attending the U of A, Carriere played for the Golden Bears from 1981 to 1985, where he was coached by Clare Drake and Billy Moores. After graduating from the U of A, Carriere returned to NAIT and began his coaching career as an assistant coach to Perry Pearn from 1985 to 1989. In 1989/90 he took over the Head Coaching position.

Carriere was most recently a teacher at Vimy Ridge Academy where he taught Social Studies and Physical Education and performed on-ice clinics and instruction.



## BOB GREEN

DIRECTOR, PLAYER PERSONNEL

Green, 55, enters his fourth season as the Oilers Director of Player Personnel, after joining the Oilers scouting staff in 2013 and serving as the Director of Amateur Free Agent Scouting.

In his role he leads the amateur draft as well as works closely with Senior Vice-President of Player Personnel, Duane Sutter to oversee the Edmonton Oilers scouting operations, as well as continue to identify and recruit NCAA, CHL and European free agents and develop

a free agent priority list.

Prior to joining the Edmonton Oilers in 2014, Green served as the General Manager of the Edmonton Oil Kings of the Western Hockey League for six seasons and was honoured as the WHL's Executive of the Year in 2011-12 and 2012-13; in both seasons, Green guided the Oil Kings to the WHL finals. In 2011-12 the Oil Kings posted the best record in the WHL with a mark of 50-15-3-4 for 107 points, capturing the Scotty Munro Memorial Trophy. The Oil Kings went on to capture the Ed Chynoweth Cup, marking their first WHL championship in modern franchise history, as well as earning them a trip to the Memorial Cup.

Green has also spent time throughout his career serving as the Assistant General Manager and Director of Player Personnel for the Medicine Hat Tigers, where he oversaw the Tigers scouting program and WHL Bantam Draft for seven seasons after starting with Medicine Hat in 1993.





## VACLAV BURDA

DIRECTOR, EUROPEAN SCOUTING

Burda, 44, enters his first season with the Oilers after being named the Oilers Director of European Scouting on August 4,

Burda will join the Oilers scouting staff and will oversee the club's European scouting. He will report directly to Bob Green, Oilers Director of Player Personnel.

Prior to joining Edmonton, Burda spent the last 13 seasons with the Ottawa Senators, joining the team as a European Scout in 2004-05. After four seasons in that capacity, he became the Senators Director of European Scouting in 2008-09.

A native of Prague, Czech Republic, Burda enjoyed a 12-year professional career, playing the majority with Sparta Praha in the Czech Elite League. His final three seasons were spent with Lulea in the Swedish Elite League, before retiring after the 2001-02 season.

## EDMONTON OILERS SCOUTING STAFF

**ROB ALDOFF**  
AMATEUR SCOUT

**PELLE EKLUND**  
AMATEUR SCOUT

**FRANK JAY**  
AMATEUR SCOUT

**BOB BROWN**  
AMATEUR SCOUT

**P.J. FENTON**  
AMATEUR SCOUT

**BILL MCLELLAN**  
AMATEUR SCOUT

**MIKE CHIARELLI**  
AMATEUR SCOUT

**SCOTT HARLOW**  
AMATEUR SCOUT

**PAUL MESSIER**  
PRO SCOUT

**CHRIS CICHOCKI**  
PRO SCOUT

**DAVE HEITZ**  
AMATEUR SCOUT

**ALEX NAUROV**  
AMATEUR SCOUT

**JIM CROSSON**  
AMATEUR SCOUT

**MITCH HOLMBERG**  
AMATEUR SCOUT

**KEITH SULLIVAN**  
AMATEUR SCOUT

**BILL DANDY**  
AMATEUR SCOUT

**BRANDON JAY**  
AMATEUR SCOUT

**MATTI VIRMANEN**  
PRO SCOUT



## TODD McLELLAN

HEAD COACH

Todd McLellan is entering his third season as the Edmonton Oilers Head Coach. McLellan is the 14th Head Coach in Oilers franchise history.

McLellan, 49, has accumulated a record of 78-69-17 as the Oilers bench boss over two seasons, leading Edmonton to 43 wins and 103-point season in 2016-17, marking their first 100-plus point season since 1986-87. He also led the Oilers to their first playoff berth since 2005-06, advancing to the Western Conference semi-finals.

In 2014-15, McLellan served as the Head Coach of Team Canada at the 2015 World Hockey Championship, leading Canada to their first gold medal since 2007 with an undefeated record of 10-0 and an impressive 6-1 win over Team Russia in the gold medal final. He was also the Head Coach of Team North America at the 2016 World Cup of Hockey.

McLellan spent seven seasons as Head Coach of the San Jose Sharks prior to joining the Oilers, posting a record of 311-163- 66 in 540 games as the Sharks bench boss. During that span, McLellan led the Sharks to six playoff appearances, four 40-plus win seasons, three 100-point seasons, captured the Presidents' Trophy (2009), three Pacific Division titles and made back-to-back appearances in the Western Conference Final (2010, 2011). No Head Coach in NHL history has won more games in their first four seasons behind the bench than the 195 collected by Todd McLellan.

In, 2010, the Melville, Saskatchewan native became just the third coach in National Hockey League history to record 50-plus wins in his first two seasons as Head Coach. McLellan was named a finalist for the NHL's Jack Adams Trophy in 2008-09 and became just the sixth NHL coach (first since 1990) to lead his team to the Presidents' Trophy, posting a record of 53-18-11 in his first season as a Head Coach.

Prior to joining San Jose, McLellan spent three seasons as an Assistant Coach with the Detroit Red Wings. One of McLellan's key responsibilities was Detroit's power play, which finished first in the NHL in 2005-06 (22.1) and third in 2007-08 (20.7). McLellan won a Stanley Cup in 2008 with the Red Wings, as well as two Presidents' Trophies (2006,'08).

Before entering the NHL coaching ranks, McLellan spent four seasons as a Head Coach with the American Hockey League's Houston Aeros, capturing the 2003 Calder Cup Championship. Under his guidance, McLellan led the Aeros to a 154-111-37-18 mark and was named the 2003 Minor Coach of the Year by The Hockey News. He was also selected to coach two AHL All-Star Games during his tenure in Houston. McLellan also spent the 2000-01 season as Head Coach of the Cleveland Lumberjacks of the International Hockey League.



McLellan spent six seasons in junior hockey as Head Coach with the Swift Current Broncos of the Western Hockey League, where he also served as the General Manager in his final four seasons. He was named the WHL Executive of the year in 1997 and WHL Coach of the Year in 2000. The Broncos also captured division titles in 1996 and 2000 under McLellan.

McLellan played his junior hockey in the WHL with the Saskatoon Blades and was drafted by the New York Islanders in the fifth round (106th overall) in the 1986 NHL Draft. He played parts of two seasons with Springfield in the AHL and played in five games with the Islanders in 1987-88, posting two points (1G, 1A) before a shoulder injury ended his career.

## HEAD COACHING RECORD

SEASON	TEA	LEAGUE	GP	REGULAR SEASON						PTS	W%	PLAYOFFS			
				W	L	T	OTL/T	GP	W			L	W%		
1993-94	N.B.	SJHL	68	35	22	11	-	81	.596	unavailable					
1994-95	SC	WHL	72	31	34	7	-	69	.479	6	2	4	.333		
1995-96	SC	WHL	72	36	31	5	-	77	.535	6	2	4	.333		
1996-97	SC	WHL	72	44	23	5	-	93	.646	10	6	4	.600		
1997-98	SC	WHL	72	44	19	9	-	97	.674	12	7	5	.583		
1998-99	SC	WHL	72	34	32	6	-	74	.514	6	2	4	.333		
1999-00	SC	WHL	72	47	18	4	3	101	.701	12	6	6	.500		
2000-01	CLE	IHL	82	43	32	0	7	95	.567	4	0	4	.000		
2001-02	HOU	AHL	80	39	26	10	5	93	.581	14	8	6	.571		
2002-03	HOU	AHL	80	47	23	7	3	104	.640	23	15*	8	.652		
2003-04	HOU	AHL	80	28	34	14	4	74	.463	-	-	-	-		
2004-05	HOU	AHL	80	40	28	0	12	92	.575	4	1	3	.250		
2008-09	SJS	NHL	82	53	18	-	11	117	.713	6	2	4	.333		
2009-10	SJS	NHL	82	51	20	-	11	113	.689	15	8	7	.533		
2010-11	SJS	NHL	82	48	25	-	9	105	.640	18	9	9	.500		
2011-12	SJS	NHL	82	43	29	-	10	96	.585	5	1	4	.200		
2012-13	SJS	NHL	48	25	16	-	7	57	.594	11	7	4	.636		
2013-14	SJS	NHL	82	51	22	-	9	111	.677	7	3	4	.429		
2014-15	SJS	NHL	82	40	33	-	9	89	.543	-	-	-	-		
2014-15	CAN	WHC	10	10**	0	-	0	-	1.000	-	-	-	-		
2015-16	EDM	NHL	82	31	43	-	8	70	.427	-	-	-	-		
2016-17	TNA	WCH	3	2	0	-	1	-	.833	-	-	-	-		
2016-17	EDM	NHL	82	47	26	-	9	103	.628	13	7	6	.538		
SAN JOSE TOTALS			540	311	163	-	66	688	.637	62	30	32	.484		
EDMONTON TOTALS			164	78	69	-	17	173	.527	13	7	6	.538		
NHL CAREER			704	389	232	-	83	861	.612	75	37	38	.493		
AHL CAREER			320	154	111	31	24	363	.567	41	24	17	.585		
IHL CAREER			82	43	32	-	7	95	.567	4	0	4	.000		
WHL CAREER			432	236	157	36	-	511	.591	52	25	27	.481		

\* Won the 2003 Calder Cup with Houston (AHL)

\*\* Won a gold medal with Canada at the 2015 World Hockey Championship



## EDMONTON OILERS HEAD COACHING RECORD

HEAD COACH	SEASON	GC					PCT.	RANK	PLAYOFFS					PLAYOFF RESULT
		W	L	O/T	PTS				GC	W	L	T	PCT.	
Todd McLellan b. 10/3/1967 Melville, Sask.	2015-16	82	31	43	8	70	0.427	7th - Pacific/ 29th overall	—	—	—	—	—	
	2016-17	82	47	26	9	103	0.628	2nd - Pacific/ 8th overall	13	7	6	—	0.538	Lost Conference SF
	<b>OILERS TO DATE</b>	<b>164</b>	<b>78</b>	<b>69</b>	<b>17</b>	<b>173</b>	<b>0.527</b>		<b>13</b>	<b>7</b>	<b>6</b>	<b>—</b>	<b>0.538</b>	
	<b>NHL CAREER</b>	<b>704</b>	<b>389</b>	<b>232</b>	<b>83</b>	<b>861</b>	<b>0.612</b>		<b>62</b>	<b>30</b>	<b>32</b>	<b>—</b>	<b>0.493</b>	San Jose Sharks (2008-15)

## PAST COACHES LISTED BY GAMES COACHED

	SEASON	GC					PCT.	RANK	PLAYOFFS					PLAYOFF RESULT
		W	L	O/T	PTS				GC	W	L	T	PCT.	
Glen Sather b. 9/2/1943 High River, Alta.	1979-80	80	28	39	13	69	0.431	4th - Smythe/ 16th overall	3	0	3	—	0.000	Lost Prelim. Round
	1980-81	62	25	26	11	61	0.492	4th - Smythe/ 14th overall	9	5	4	—	0.556	Lost Quarter-Final
	1981-82	80	48	17	15	111	0.694	1st - Smythe/ 2nd overall	5	2	3	—	0.400	Lost Division SF
	1982-83	80	47	21	12	106	0.663	1st - Smythe/ 3rd overall	16	11	5	—	0.688	Lost Stanley Cup Final
	1983-84	80	57	18	5	119	0.744	1st - Smythe/ 1st overall	19	15	4	—	0.789	Won the Stanley Cup
	1984-85	80	49	20	11	109	0.681	1st - Smythe/ 2nd overall	18	15	3	—	0.833	Won the Stanley Cup
	1985-86*	80	56	17	7	119	0.744	1st - Smythe/ 1st overall	10	6	4	—	0.600	Lost Division SF
	1986-87	80	50	24	6	106	0.663	1st - Smythe/ 1st overall	21	16	5	—	0.762	Won the Stanley Cup
	1987-88	80	44	25	11	99	0.619	2nd - Smythe/ 3rd overall	19	16	2	1	0.842	Won the Stanley Cup
	1988-89	80	38	34	8	84	0.525	3rd - Smythe/ 7th overall	7	3	4	—	0.429	Lost Division SF
	1993-94	60	22	27	11	55	0.458	6th - Pacific/ 23rd overall	—	—	—	—	—	
	<b>OILERS CAREER</b>	<b>842</b>	<b>464</b>	<b>268</b>	<b>110</b>	<b>1038</b>	<b>0.616</b>		<b>127</b>	<b>89</b>	<b>37</b>	<b>1</b>	<b>0.705</b>	
	<b>NHL CAREER</b>	<b>932</b>	<b>497</b>	<b>307</b>	<b>128</b>	<b>1122</b>	<b>0.602</b>		<b>127</b>	<b>89</b>	<b>37</b>	<b>1</b>	<b>0.705</b>	New York Rangers (2002-04)
	<b>WHA CAREER</b>	<b>178</b>	<b>95</b>	<b>76</b>	<b>7</b>	<b>197</b>	<b>0.553</b>		<b>23</b>	<b>8</b>	<b>15</b>	<b>—</b>	<b>0.348</b>	Edmonton Oilers (1976-79)

\* Won the Jack Adams Award as NHL Coach of the Year/ Inducted into the Hockey Hall of Fame in 1997

	SEASON	GC					PCT.	RANK	PLAYOFFS					PLAYOFF RESULT
		W	L	O/T	PTS				GC	W	L	T	PCT.	
Craig MacTavish b. 8/23/1948 London, Ont.	2000-01	82	39	28	15	93	0.567	2nd - Northwest/ 12th overall	—	—	—	—	—	
	2001-02	82	38	28	16	92	0.561	3rd - Northwest/ 15th overall	—	—	—	—	—	
	2002-03	82	36	26	20	92	0.561	4th - Northwest/ 14th overall	6	2	4	—	0.333	Lost Conference QF
	2003-04	82	36	29	17	89	0.543	4th - Northwest/ 17th overall	—	—	—	—	—	
	2005-06	82	41	28	13	95	0.579	3rd - Northwest/ 14th overall	24	15	9	—	0.625	Lost Stanley Cup Final
	2006-07	82	32	43	7	71	0.433	5th - Northwest/ 25th overall	—	—	—	—	—	
	2007-08	82	41	35	6	88	0.537	4th - Northwest/ 19th overall	—	—	—	—	—	
	2008-09	82	38	35	9	85	0.518	4th - Northwest/ 21st overall	—	—	—	—	—	
	2014-15	5	0	3	2	0	0.000		—	—	—	—	—	
	<b>OILERS CAREER</b>	<b>661</b>	<b>301</b>	<b>255</b>	<b>105</b>	<b>705</b>	<b>0.535</b>		<b>30</b>	<b>17</b>	<b>13</b>	<b>—</b>	<b>0.567</b>	

	SEASON	GC					PCT.	RANK	PLAYOFFS					PLAYOFF RESULT
		W	L	O/T	PTS				GC	W	L	T	PCT.	
Ron Low b. 6/21/1950 Birtle, Man.	1994-95	13	5	7	1	11	0.423	5th - Pacific/ 22nd overall	—	—	—	—	—	
	1995-96	82	30	44	8	68	0.415	5th - Pacific/ 21st overall	—	—	—	—	—	
	1996-97	82	36	37	9	81	0.494	3rd - Pacific/ 13th overall	12	5	7	—	0.417	Lost Conference SF
	1997-98	82	35	37	10	80	0.488	3rd - Pacific/ 15th overall	12	5	7	—	0.417	Lost Conference SF
	1998-99	82	33	37	12	78	0.476	2nd - Northwest/ 16th overall	4	0	4	—	0.000	Lost Conference QF
	<b>OILERS CAREER</b>	<b>341</b>	<b>139</b>	<b>162</b>	<b>40</b>	<b>318</b>	<b>0.466</b>		<b>28</b>	<b>10</b>	<b>18</b>	<b>—</b>	<b>0.357</b>	
	<b>NHL CAREER</b>	<b>505</b>	<b>208</b>	<b>243</b>	<b>54</b>	<b>470</b>	<b>0.465</b>		<b>28</b>	<b>10</b>	<b>18</b>	<b>—</b>	<b>0.357</b>	New York Rangers (2000-02)

	SEASON	GC					PCT.	RANK	PLAYOFFS					PLAYOFF RESULT
		W	L	O/T	PTS				GC	W	L	T	PCT.	
Ted Green b. 3/23/1940 Eriksdale, Man.	1991-92	80	36	34	10	82	0.513	3rd - Smythe/ 12th overall	16	8	8	—	0.500	Lost Conference Final
	1992-93	84	26	50	8	60	0.357	5th - Smythe/ 20th overall	—	—	—	—	—	
	1993-94	24	3	18	3	9	0.187		—	—	—	—	—	
	<b>OILERS CAREER</b>	<b>188</b>	<b>65</b>	<b>102</b>	<b>21</b>	<b>151</b>	<b>0.402</b>		<b>16</b>	<b>8</b>	<b>8</b>	<b>—</b>	<b>0.500</b>	

	SEASON	GC					PCT.	RANK	PLAYOFFS					PLAYOFF RESULT
		W	L	O/T	PTS				GC	W	L	T	PCT.	
Tom Renney b. 3/1/1955 Cranbrook, B.C.	2010-11	82	25	45	12	62	0.378	5th - Northwest/ 30th overall	—	—	—	—	—	
	2011-12	82	32	40	10	74	0.451	5th - Northwest/ 29th overall	—	—	—	—	—	
	<b>OILERS CAREER</b>	<b>164</b>	<b>57</b>	<b>85</b>	<b>22</b>	<b>136</b>	<b>0.414</b>		<b>—</b>	<b>—</b>	<b>—</b>	<b>—</b>	<b>—</b>	
	<b>NHL CAREER</b>	<b>592</b>	<b>260</b>	<b>255</b>	<b>77</b>	<b>597</b>	<b>0.504</b>		<b>24</b>	<b>11</b>	<b>13</b>	<b>—</b>	<b>0.458</b>	Vancouver Canucks (1996-98); New York Rangers (2003-09)



## COACHING STAFF

John Muckler b. 4/13/1934 Midland, Ont.	SEASON	GC	W	L	O/T	PTS	PCT.	RANK	PLAYOFFS					PLAYOFF RESULT
	1989-90	80	38	28	14	90	0.563	2nd - Smythe/ 5th overall	22	16	6	—	0.727	Won the Stanley Cup
	1990-91	80	37	37	6	80	0.500	3rd - Smythe/ 11th overall	18	9	9	—	0.500	Lost Conference Final
	OILERS CAREER	160	75	65	20	170	0.531		40	25	15	—	0.625	
	NHL CAREER	648	276	285	87	639	0.493		67	36	31	—	0.537	Minnesota North Stars (1968-69), Buffalo Sabres (1991-95), New York Rangers (1998-2000)
Dallas Eakins b. 2/27/1967 Dade City, FL, USA	SEASON	GC	W	L	O/T	PTS	PCT.	RANK	PLAYOFFS					PLAYOFF RESULT
	2013-14	82	29	44	9	67	0.409	5th - Pacific/ 28th overall	—	—	—	—	—	
	2014-15	31	7	19	5	19	0.306		—	—	—	—	—	
	OILERS CAREER	113	36	63	16	86	0.389		—	—	—	—	—	
Kevin Lowe b. 4/15/1959 Lachute, Que.	SEASON	GC	W	L	O/T	PTS	PCT.	RANK	PLAYOFFS					PLAYOFF RESULT
	1999-00	82	32	26	24	88	0.537	2nd - Northwest/ 14th overall	5	1	4	—	0.200	Lost Conference QF
	OILERS CAREER	82	32	26	24	88	0.537		5	1	4	—	0.200	
Pat Quinn b. 1/29/1943 Hamilton, Ont. d. 11/23/2014	SEASON	GC	W	L	O/T	PTS	PCT.	RANK	PLAYOFFS					PLAYOFF RESULT
	2009-10	82	27	47	8	62	0.378	5th - Northwest/ 30th overall	—	—	—	—	—	
	OILERS CAREER	82	27	47	8	62	0.378		—	—	—	—	—	
	NHL CAREER	1400	684	528	188	1556	0.556		183	94	89	—	0.514	Philadelphia Flyers (1978-82), Los Angeles Kings (1984-87), Vancouver Canucks (1990-96), Toronto Maple Leafs (1998-2006)
	Inducted into Hockey Hall of Fame in 2016													
Ralph Krueger b. 8/31/1959 Winnipeg, Man.	SEASON	GC	W	L	O/T	PTS	PCT.	RANK	PLAYOFFS					PLAYOFF RESULT
	2012-13	48	19	22	7	45	0.469	3rd - Northwest/ 24th overall	—	—	—	—	—	
	OILERS CAREER	48	19	22	7	45	0.469		—	—	—	—	—	
Todd Nelson b. 5/11/1969 Prince Albert, Sask.	SEASON	GC	W	L	O/T	PTS	PCT.	RANK	PLAYOFFS					PLAYOFF RESULT
	2014-15	46	17	22	7	41	0.488	6th - Pacific/ 28th overall	—	—	—	—	—	
	OILERS CAREER	42	17	22	7	41	0.488		—	—	—	—	—	
George Burnett b. 3/25/1962 Port Perry, Ont.	SEASON	GC	W	L	O/T	PTS	PCT.	RANK	PLAYOFFS					PLAYOFF RESULT
	1994-95	35	12	20	3	27	0.386		—	—	—	—	—	
	OILERS CAREER	35	12	20	3	27	0.386		—	—	—	—	—	
Bryan Watson b. 11/14/1942 Bancroft, Ont.	SEASON	GC	W	L	O/T	PTS	PCT.	RANK	PLAYOFFS					PLAYOFF RESULT
	1980-81	18	4	9	5	13	0.361		—	—	—	—	—	
	OILERS CAREER	18	4	9	5	13	0.361		—	—	—	—	—	



## JAY WOODCROFT

ASSISTANT COACH

Woodcroft, 40, enters his third season as an Assistant Coach with the Edmonton Oilers. Previously he served as an Assistant Coach with the San Jose Sharks for seven seasons.

Prior to joining San Jose, Woodcroft spent three seasons on the Detroit Red Wings coaching staff from 2005-08, including their 2008 Stanley Cup Championship season.

Internationally, Woodcroft won a gold medal with Team Canada at the 2015 Men's World Championships. He was also an assistant coach for Team North America at the 2016 World Cup of Hockey.

Over his NHL coaching career, Woodcroft has been part of 475 regular season wins, five Western Conference titles, six Division titles, three Presidents Trophies and a Stanley Cup championship.

Woodcroft entered the NHL coaching ranks following a six-year minor league playing career.

The Toronto, Ontario native spent four seasons with the University of Alabama-Huntsville, where he was an Academic All-American and graduated with a degree in finance.





## JIM JOHNSON

ASSISTANT COACH

Johnson, 54, enters his third season with the Oilers as an Assistant Coach. Prior to joining the Oilers, he spent three seasons as an Assistant Coach with the San Jose Sharks. He has also served as an Assistant Coach for the Washington Capitals and Tampa Bay Lightning, as well as an interim Assistant Coach with the Phoenix Coyotes.

A 14-year NHL defenceman, Johnson has spent over seven seasons as a coach in the NHL. Prior to entering the NHL coaching ranks, he spent time coaching for Switzerland's HC Lugano. While working with the Tampa Bay Lightning organization he also served as the Head Coach for the American Hockey League's Norfolk Admirals during the 2009-10 season and as a Development Coach for the Lightning in 2008-09. Johnson also spent three seasons (2000-02) as an Assistant Coach with the U.S. National Junior Team.

A native of New Hope, Minnesota, Johnson had a standout career at the University of Minnesota-Duluth and was signed by the Pittsburgh Penguins as a free agent in 1985. Johnson played 829 NHL games with Pittsburgh, Minnesota/Dallas, Washington and Phoenix, posting 195 points (29 goals, 166 assists) and 1197 penalty minutes before suffering a career-ending concussion in 1997-98 season.

Johnson also represented the United States at four World Championships (1985, 1986, 1987 and 1990) and one Canada Cup (1992).

He is also a co-founder/partner in flexxCOACH along with several former NHL players and coaches. flexxCOACH delivers online coaching education programs for youth sports coaches.



## IAN HERBERS

ASSISTANT COACH

Herbers enters his third season with the Edmonton Oilers coaching staff as an Assistant Coach.

Prior to joining the Oilers, Herbers spent three seasons as Head Coach of the University of Alberta's (U of A) Golden Bears. In 2014-15, he led the men's hockey team to its second straight Canadian Interuniversity Sport (CIS) National Championship.

The Jasper, Alberta native enjoyed great success at the U of A, posting a record of 72-12-0 against conference opponents, 12-1-0 record in conference playoffs, 7-1-0 record in CIS University Cup games, 28-5-0 record in non-conference play and an overall record of 119-19-0.

In 2013, Herbers was named the Canada West Coach of the Year in his inaugural season with the U of A. During his tenure, Herbers' teams also captured three Canada West conference championships, two CIS national championship trophies and the Golden Bears annually ranked as a top-three program in the nation in goals for, fewest goals against, power-play percentage, shots on goal, penalty killing and shorthanded goals.

Herbers also served as a coach for Team Canada at the 2015 Under-18 World Hockey Championship in Switzerland, helping Canada capture a bronze medal.

Prior to joining the U of A, Herbers served as Head Coach for the American Hockey League's (AHL) Milwaukee Admirals for one season and also spent two seasons as an assistant coach. He also spent time as an assistant coach for the San Antonio Rampage in the AHL, as well as with the Ontario Hockey League's Saginaw Spirit, and served as Head Coach and General Manager for the Johnstown Chiefs in the ECHL.

Prior to entering the coaching ranks, Herbers graduated from the U of A and played four seasons with the Golden Bears (1988-92), winning a national championship in 1992. After turning pro, he captured a Calder Cup title in 1993 with the Cape Breton Oilers, won a Turner Cup in 1997 with the Detroit Vipers in the International Hockey League and went on to a playing career that spanned over a decade, including 65 career National Hockey League games with the Oilers, Tampa Bay Lightning and New York Islanders, recording five assists and 79 penalty minutes.



## EDMONTON OILERS ALL-TIME COACHING STAFFS BY SEASON

SEASON	HEAD COACH	ASSISTANT COACHES
1979-80	Glen Sather	None
1980-81	Bryan Watson	Billy Harris
	Glen Sather	Billy Harris, Bryan Watson
1981-82	Glen Sather	Billy Harris
1982-83	Glen Sather	Ted Green, John Muckler
1983-84	Glen Sather	Ted Green, John Muckler
1984-85	Glen Sather	Ted Green, John Muckler
1985-86	Glen Sather	Bob McCammon, John Muckler
1986-87	Glen Sather	Ted Green, John Muckler
1987-88	Glen Sather	Ted Green, John Muckler
1988-89	Glen Sather	Ted Green, John Muckler
1989-90	John Muckler	Ted Green, Ron Low
1990-91	John Muckler	Ted Green, Ron Low
1991-92	Ted Green	Ron Low, Kevin Primeau
1992-93	Ted Green	Ron Low, Kevin Primeau
1993-94	Ted Green	Ron Low, Kevin Primeau
	Glen Sather	Ron Low, Kevin Primeau
1994-95	George Burnett	Ron Low, Kevin Primeau
	Ron Low	Kevin Primeau
1995-96	Ron Low	Bob McCammon, Kevin Primeau
1996-97	Ron Low	Bob McCammon, Kevin Primeau
1997-98	Ron Low	Ted Green, Bob McCammon
1998-99	Ron Low	Ted Green, Kevin Lowe
1999-00	Kevin Lowe	Ted Green, Craig MacTavish
2000-01	Craig MacTavish	Ted Green, Charlie Huddy, Billy Moores
2001-02	Craig MacTavish	Ted Green, Charlie Huddy, Mark Lamb, Billy Moores
2002-03	Craig MacTavish	Ted Green, Charlie Huddy, Billy Moores
2003-04	Craig MacTavish	Ted Green, Charlie Huddy, Billy Moores
2005-06	Craig MacTavish	Charlie Huddy, Billy Moores
2006-07	Craig MacTavish	Charlie Huddy, Billy Moores
2007-08	Craig MacTavish	Rob Daum, Charlie Huddy, Billy Moores
2008-09	Craig MacTavish	Kelly Buchberger, Charlie Huddy, Billy Moores
2009-10	Pat Quinn	Kelly Buchberger, Wayne Fleming, Tom Renney
2010-11	Tom Renney	Kelly Buchberger, Ralph Krueger, Steve Smith
2011-12	Tom Renney	Kelly Buchberger, Ralph Krueger, Steve Smith
2012-13	Ralph Krueger	Kelly Buchberger, Steve Smith
2013-14	Dallas Eakins	Keith Acton, Kelly Buchberger, Steve Smith
2014-15	Dallas Eakins	Keith Acton, Craig Ramsay, Rocky Thompson
	Craig MacTavish	Todd Nelson, Keith Acton, Craig Ramsay, Rocky Thompson
	Todd Nelson	Kelly Buchberger, Steve Smith, Rocky Thompson
2015-16	Todd McLellan	Jay Woodcroft, Jim Johnson, Ian Herbers
2016-17	Todd McLellan	Jay Woodcroft, Jim Johnson, Ian Herbers



## DUSTIN SCHWARTZ

GOALTENDING COACH

Schwartz, 38, is in his fourth year with the Oilers and enters his third full season as the club's Goaltending Coach.

Prior to joining the Oilers, Schwartz spent four seasons as a goaltending consultant with the Western Hockey League's (WHL) Edmonton Oil Kings. During his tenure, he helped the Oil Kings collect two WHL Championships as well as a Memorial Cup in 2014.

On August, 10, the Stettler, Alberta native was named as the WHL's Goaltending Consultant. He will be responsible for the WHL Goaltending Advisory Committee, which consists of representatives from the four Western Canada provincial hockey associations and goaltending coaches from WHL Clubs in the Western provinces. Schwartz will work closely with the Western provincial hockey associations to implement a development plan for the top goaltenders within the minor hockey system.

Schwartz served as the goaltending coach for Team Canada in its gold medal performance at the 2013 Ivan Hlinka tournament.

Schwartz was also a staff member at Vimy Ridge Academy in Edmonton, working as the schools' goaltending instructor as well as teaching science.

Prior to joining the coaching ranks, Schwartz played five seasons in the CIS for the University of Alberta's Golden Bears, winning a CIS University Cup. He also spent four seasons in the WHL with the Medicine Hat Tigers and the Red Deer Rebels.



## SYLVAIN RODRIGUE

GOALTENDER DEVELOPMENT COACH

Sylvain Rodrigue enters his fifth season with the Edmonton Oilers organization where he will work under the direction of Goaltending Coach Dustin Schwartz, assisting him with goaltender development and scouting.

Rodrigue, 44, served as a Goaltending Consultant for the DEL's Berlin Eisbaren, a member of Germany's top elite league and Fribourg Gotteron of the Swiss Elite League prior to joining the Oilers. He won

the DEL championship with Berlin in 2010-11, 2011-12 and 2012-13. He was also a member of Berlin's European trophy championship team in 2010-11.

The Montreal, Quebec native has also worked with HC Lugano (NLA - Swiss Elite League), AIK (Swedish Elite League) and Dusseldorf (DEL - German Elite League) since 2009-10.

Before heading to Europe, Rodrigue worked with the Chicoutimi Saguenéens of the Quebec Major Junior Hockey League from 2003-2009 and was also a goaltending instructor at Hockey Canada's Program of Excellence Goaltending Camp in 2009.



## DAVID PELLETIER

SKATING COACH

David Pelletier begins his fourth season with the Edmonton Oilers as the club's Skating Coach. Pelletier works closely with Senior Director of Player Development, Rick Carriere, as well as the Oilers management team to assist players at all levels of the Oilers organization with their skating.

Pelletier, 42, is a three-time Canadian Champion, World Champion, Grand-Prix Final Champion and Olympic Gold Medalist in figure skating. His 2002 Olympic Gold medal marked Canada's first Olympic Gold in pair's figure skating in 42 years.

The Sayabec, Quebec native has been inducted into the Skate Canada Hall of Fame, the Canadian Olympic Hall of Fame, the Canadian Sports Hall of Fame and was a recipient of the Lou Marsh Trophy in 2001, awarded to outstanding Canadian athletes.

Since retiring from professional figure skating, Pelletier has worked as a power skating coach with several professional and junior athletes as well as members of the Canadian National Women's hockey team.



## JEREMY COUPAL

VIDEO COACH

Coupal is entering his second season with the Oilers as the club's Video Coach.

Coupal, 28, spent three seasons as Video Coordinator with the Nashville Predators prior to the 2016-17 season.

Prior to joining the Nashville Predators, the Montreal, Quebec native served as a volunteer Assistant Coach for Bemidji State University (video coordinator and goaltending coach) in the Western Collegiate

Hockey Association (WCHA) for the 2012-13 season.

Coupal graduated from Rensselaer Polytechnic Institute (RPI) in 2012 with a degree in Industrial and Management Engineering. Coupal was a goaltender for the RPI NCAA Division I team and the first President and founding member of the RPI men's Club Hockey team in the American Collegiate Hockey Conference (ACHA). Coupal also helped RPI reach the NCAA tournament for the first time in 16 years, as well as received ECAC All-Academic honours.



## J.J. HEBERT

SENIOR DIRECTOR, HOCKEY COMMUNICATIONS & MEDIA RELATIONS

J.J. Hebert enters his 15th season with the Oilers, as the Senior Director, Hockey Communications and Media Relations. J.J. oversees all matters pertaining to hockey communications and is the primary media contact for the team.

A native of Niagara Falls, Ont., J.J. has been working in the field of communications/media relations for 19 years. Since joining the Oilers organization, he has worked 11 NHL All-Star Games, 14 NHL Entry Drafts

and the Oilers' playoff runs in 2006 and 2017. He served as member of the NHL's Communications Advisory Board from 2006-15.

Internationally, J.J. has worked for Team Canada on two occasions, winning gold medals at both the 2015 World Hockey Championship in Prague, Czech Republic and the 2010 Olympic Winter Games in Vancouver, British Columbia. Hebert also managed Communications and Media for Team North America at the 2016 World Cup of Hockey in Toronto, Ontario.

Prior to joining the Oilers, J.J. was Coordinator of Media Relations with Hockey Canada from 2000-03, assisting the National Women's Team during the 2001-02 season, prior to the 2002 Olympic Winter Games and overseeing communications for Hockey Canada's domestic events. He was also part of the communications team at the 2001 Men's Olympic Orientation Camp in Calgary, AB. Prior to his time at Hockey Canada, J.J. coordinated media relations for the Calgary Cannons Baseball Club from 1998-2000, when they were the primary affiliate for Major League Baseball's Florida Marlins.

Born on July 6, 1978, J.J. spent most of his childhood in Ottawa, ON, where he worked as a student and volunteer with the Ottawa Senators before moving west to Calgary in 1996. J.J. resides in Sherwood Park, AB, and has one son, Josh, and one daughter, Emma.



## PATRICK GARLAND


MANAGER, TEAM SERVICES

Patrick is entering his 12th season with the Edmonton Oilers. He started with the club in 2005-06 as the Coordinator, Team Services and has fulfilled the role of Manager, Team Services since 2009. Patrick works closely with the Head Coach and the General Manager in regards to the day-to-day logistics for the Oilers players and staff. He manages all of the travel logistics for the Oilers which includes flights, hotel bookings, and ground transportation when travelling.

Following graduation in 2002 from Mount Royal College with a Sports Administration Diploma, Patrick joined Hockey Canada as the Coordinator, Men's National Team. While at Hockey Canada, he coordinated team logistics for the Men's National Team's events in Canada and Europe. He travelled with Team Canada to the 2004 Hungarian Cup in Budapest, Hungary, where he assisted the coaching staff with video requirements for the tournament.

Garland is currently taking online courses at Athabasca University where he is aiming to receive an Executive MBA specifically focused on the business of hockey. Patrick was born and raised in Nelson, BC and currently resides in Edmonton, Alberta with his wife Andrea.





## SHAWN MAY

MANAGER, HOCKEY COMMUNICATIONS & MEDIA RELATIONS

Shawn May is entering his sixth season with the Oilers; 2017-18 marks his second season as the teams Manager of Hockey Communications and Media Relations after previously serving as the Coordinator of Communications and Media Relations for the Hockey Club since 2012. May works closely with J.J. Hebert to oversee all day-to-day media requests for players and coaches, in addition to producing all press releases for the

Oilers hockey operations.

May, 27, has worked in the sports communications field for eight years. Since joining the Oilers organization, he has worked four NHL Drafts, one NHL All-Star game and has been the lead on media relations for five Oilers rookie and development camps.

Prior to joining the Oilers in 2012, May served as the Communications Coordinator for the Edmonton Eskimos in the Canadian Football League for two seasons.

May holds a Public Relations designation from MacEwan University and is continuing his education in the communications field through the University of Victoria.



## ANDRÉ BRIN

MANAGER, HOCKEY COMMUNICATIONS & RESEARCH

André Brin enters his second season with the Oilers, as the club's manager of hockey communications and research. In his communications role, André works on game notes, publications, statistics and assisting with coordinating with interviews.

Prior to joining the Oilers, André worked in communications for Hockey Canada for a total of 14 years, from 1999-2004, and also from 2005-14.

Over his time with Hockey Canada, he worked with Canadian National Teams, notably at four Olympic Games, 16 World Junior Championships, nine World Hockey Championships, five World Women's Hockey Championships, one World Men's Under-18 Championship, one World Sledge Hockey Championship and one Paralympics

André was also a sports broadcaster for six years in Manitoba, with Radio-Canada Manitoba, XL FM Radio, and on a part-time basis with MTN, now named A-Channel. He has a Bachelor's degree from the Université de Saint-Boniface. Born in Emekuku, Nigeria, he spent most of his childhood in Winnipeg.



## T.D. FORSS

### HEAD MEDICAL TRAINER

T.D. Forss was named Head Athletic Therapist of the Edmonton Oilers on July 5, 2010. Forss, now in his eighth season with the club, provides Oilers players with day-to-day medical and rehab needs both on the road and at home. As well, he serves as the medical coordinator and liaison between the hockey department and the organization's team of highly-respected physicians and medical specialists.

T.D. has an extensive background in professional sports, including spending seven years, 2003-2010, as the Head Athletic Therapist for the Canadian Football League's Edmonton Eskimos.

Prior to joining the Eskimos, Forss served as the Assistant Athletic Therapist with the Calgary Flames from 2001-2003 and Head Athletic Therapist & Strength Coach for the Spokane Chiefs of the Western Hockey League from 1994-98 and 1999-2001.

T.D., who holds a Master of Arts and Bachelor of Physical Education from the University of Alberta, has spent time with Hockey Canada as an Athletic Therapist at the 1992 Spengler Cup, the 1996 and 1999 World Junior Hockey Championships and the 2012 IIHF Men's World Hockey Championships in Helsinki, Finland. Most recently, T.D. was selected as the Athletic Therapist for Team North America at the 2016 World Cup of Hockey held in Toronto.



## JEFF LANG

### HEAD EQUIPMENT MANAGER

Jeff Lang begins his 15th season with the Edmonton Oilers, and seventh as Head Equipment Manager, since joining the team's training staff in 2003-04. The 44-year-old Regina, Saskatchewan native looks after the coordinating of equipment and supplies used by the Oilers as well as equipment inventory, maintenance and repair.

After earning a Certificate of Athletic Therapy from Mount Royal College in 1997, Lang began his career with the Calgary Royals of the Alberta Junior Hockey League. He served four seasons from 1996-97 to 1999-00 as both trainer and equipment manager with the junior team before moving on to Hockey Canada.

With the governing body of hockey in Canada, Lang spent another four seasons (1999-00 to 2002-03) honing his craft as an equipment manager with several national teams. He was a member of the training staff of Canada's gold medal winning 2002 Olympic Team in Salt Lake City, and also won gold medals with Canada's men's national team at the 2002 Spengler Cup and Deutschland Cup teams. He served as equipment manager with the 2003 Under-18 team, which won Canada's first gold medal at the Under-18 World Hockey Championship in Yaroslavl, Russia. Lang, along with T.D. Forss, were part of Team Canada at the 2012 World Hockey Championship in Helsinki, Finland and Lang was also a member of Team Canada at the 2013 World Hockey Championship. Most recently Lang served as the Head Equipment Manager for Team Canada at the 2014 IIHF World Hockey Championship in Minsk, Belarus.

Lang, who was born in Davidson, Saskatchewan, and his wife, Paula, live in Sherwood Park, Alberta with their sons, Hunter and Adam.



## CHRIS DAVIE

### ASSISTANT ATHLETIC THERAPIST

Chris Davie is entering his 16th season with the Oilers training department. The 40-year-old native of Provost, Alberta works closely with Head Athletic Therapist, T.D. Forss and the Oilers medical staff in injury assessment, treatment and rehabilitation.

A graduate of the University of Alberta's Faculty of Physical Education and Recreation, Davie's first stint with the Oilers came from 1999-2001 when he served as the team's Assistant Athletic Therapist. Following his two seasons with the Oilers he was named the Head Athletic Therapist for the Oilers' American Hockey League affiliate, serving in that role for four seasons. During that span he spent two seasons with the Hamilton Bulldogs (2001-02 to 2002-03) and one each with the Toronto Roadrunners (2003-04) and Edmonton Road Runners (2004-05).

Following the NHL lockout season, Davie joined Toronto and was the Maple Leafs Assistant Athletic Therapist in 2005-07 before serving as the Head Athletic Therapist for the AHL's Toronto Marlies in 2007-08.

During his career, Davie has also worked on the training staffs of both the Edmonton Eskimos (CFL) and Edmonton Cracker Cats baseball team. He is a member of the Canadian Athletic Therapist Association, the National Athletic Trainers Association, the National Strength and Conditioning Association and the Professional Hockey Athletic Trainers Society.

Chris and his wife, Julie, make Edmonton their home along with sons Benjamin and Sebastian.



## BRAD HARRISON

### ASSISTANT EQUIPMENT MANAGER

2016-17 marks Brad Harrison's eighth season with the Edmonton Oilers. Before moving to Edmonton, he spent four seasons with the Toronto Marlies in the American Hockey League.

Harrison also had seven years working in Germany as an Equipment Manager as well as helping out Team Canada in several tournaments throughout his career. Brad most recently served as the Assistant Equipment Manager along side Jeff Lang for Team Canada at the 2013 World Hockey Championship in Sweden. Harrison was also a member of Team Canada's staff at the 2006 World Hockey Championship.

In his duties with the Oilers, Harrison looks after outfitting all players from rookie camp right through until the end of the season as well as assisting Jeff Lang in coordinating all equipment and supplies used by the team.

Harrison, and his wife, Jennifer, have two children; Blake (12), and Ryder (8).



## SHANE OLMSTED

ASSISTANT EQUIPMENT MANAGER

Olmsted, 28, is entering his third full season as an Assistant Equipment Manager, after spending the previous seven seasons as the visiting NHL team's game day room attendant. Shane works closely with Head Equipment Manager Jeff Lang and Assistant Equipment Manager Brad Harrison on a daily basis, as well as oversees all visiting NHL team's game and practice needs while in Edmonton.

Olmsted was born and raised in Edmonton, Alberta, where he obtained a finance degree from the University of Alberta in 2012 prior to joining the Oilers.



## RYAN WILLIAMS

PHYSICAL THERAPIST

Ryan Williams enters his seventh full season as Physical Therapist with the Oilers. He completed a Bachelor of Science in Physical Therapy in 2004 from the University of Alberta. His post-graduate training includes certifications in Sport Physical Therapy, manual and manipulative therapies and functional rehabilitation.

Ryan also maintains a clinical practice throughout the year at the Glen Sather Sports Medicine Clinic, with a focus on sport and orthopedic rehabilitation. In addition to his clinical practice, he is presently the chairperson for the Alberta section of Sport Physiotherapy Canada.

Prior to his time with the Oilers, Ryan worked with multiple junior hockey teams including two seasons with the Edmonton Oil Kings from 2008-10, Hockey Alberta, and University of Alberta varsity athletics.

The Kitscoty, Alberta native now makes Edmonton his home with his wife, Carolyn.



## STEPHEN LINES

### MASSAGE THERAPIST

Lines, 40, enters his 11th season as a member of the Oilers training staff. He joined the Oilers in 2007-08 after spending three seasons (2005-07) with the Calgary Stampede of the Canadian Football League. A Registered Massage Therapist, he holds a degree from the Wellington College of Remedial Massage Therapies in Winnipeg, Manitoba and has worked closely with Hockey Canada since 2001.

Lines was a member of the Team Canada training staff at the 2008 IIHF World Championship in Halifax, Nova Scotia and Quebec City, Quebec, serving as the Massage Therapist for the silver medal winning hosts. It was his second appearance with Team Canada as he was the Massage Therapist with the 2007 National Junior Team, helping Canada win the gold medal at the IIHF World Junior Hockey Championship in Sweden.

Lines has also worked many of Hockey Canada's development and selection camps for both the men's and women's national teams as well as with the Canadian Under-18 teams. He worked closely with the national team in its preparations for the 2006 Winter Olympics in Torino, Italy.

Born in Victoria, British Columbia, Lines grew up in Winnipeg, Manitoba, before beginning his professional sports career in Calgary. Besides his work with the Calgary Stampede and Hockey Canada, he has worked with the Edmonton Oil Kings, Calgary Flames, Calgary Hitmen, UofA track team and Canadian Paralympic Swim team.



## SIMON BENNETT

### DIRECTOR, HIGH PERFORMANCE

Simon enters his ninth year with the Oilers and fifth season as the team's Director of High Performance. In his role, Simon is responsible for developing and implementing all aspects of strength, conditioning and nutrition for players throughout the organization.

Simon is a prominent expert in the field of personal fitness and high performance conditioning. He has changed the lives of countless clients with his relentless commitment to training and education. He works and consults with a long list of high profile business leaders, CEOs and professional athletes.

Simon is president and co-founder of Body by Bennett; a premier professional health, wellness and training facility, where he provides an innovative sport-conditioning and athletic development program, in addition to general population programs. He is co-creator of the instructional DVD Reactive Movement Ability Training for Hockey, an innovative movement training program for young players. Simon is also a fitness educator and author. He has presented such topics as, athletic conditioning, functional movement training, and peak performance, to sports teams, professional organizations and fitness trainers.



## CHAD DRUMMOND

### HEAD STRENGTH AND CONDITIONING COACH

Chad Drummond enters his sixth season with the Oilers as the club's Strength and Conditioning Coach, after assisting Simon Bennett for two seasons (2010- 2012). Chad is responsible for the development and implementation of all day-to- day aspects of the teams off ice conditioning.

Prior to joining the Oilers, Chad worked as a trainer/strength coach at Body by Bennett from 2006-2012. During this time, he was responsible for creating the club's group training and yoga programs and also served as Body by Bennett's west end manager.

Chad is a dedicated and influential trainer who has developed the skills necessary to pursue the perfection of strength and conditioning implementation in the realm of professional hockey. Chad is born and raised in Edmonton and has enveloped himself in the life of a personal trainer and has adopted the belief that there is no difference between success and hard work. Chad's philosophy of physical fitness lays in the foundation of the belief that anything is possible through hard work and dedication to one's belief in themselves.

Chad has a strong wealth of experience working with National Hockey League players, Olympic athletes and other world class athletes. He has also been responsible for the education of practicum students from the University of Alberta and the Northern Alberta Institute of Technology.



## JOEL SCHNEIDER

### ASSISTANT STRENGTH AND CONDITIONING COACH

Joel is entering his fourth season with the Oilers as the club's Assistant Strength and Conditioning Coach. Joel works closely with Strength and Conditioning Coach Chad Drummond, assisting with the development and implementation of all day- to-day aspects of the team's off-ice conditioning.

Prior to joining the Oilers, Joel was the Head Strength and Conditioning Coach for the Western Hockey League's Edmonton Oil Kings, helping them capture the WHL League Championship in 2012, and eventually winning the Memorial Cup in 2014.

A native of Burns Lake, BC, Joel moved to Edmonton in 2004 to pursue his post-secondary education. It was Joel's passion for the game of hockey which led him to work as a personal trainer/ strength and conditioning coach for eight years at Body by Bennett and he also served as the Director of the hockey program for three years.





## JOEY MOSS

### DRESSING ROOM ATTENDANT

Although he works behind the scenes with the Edmonton Oilers training staff, Joey Moss is one of the organization's most well-known and beloved members.

Brought to the attention of the Oilers by Wayne Gretzky, Joey has endeared himself to the players, coaches, staff and fans of the Oilers since he began working in the team's dressing room in 1984-85. Joey, born with Down's syndrome, can be seen helping the other members of the Oilers training staff on a daily basis from the start of training camp until the final whistle each spring. Among his many duties, Joey looks after the cleaning of the dressing room, team laundry, the handling of towels and water for games and practices and the distribution of equipment.

Joey is an integral part of the Oilers and has been with them through four of their five Stanley Cup championship seasons. During games, Joey can be found in his customary seat behind the Oilers' bench, where he belts out the loudest version of "O Canada" prior to every home game.

Each season, the Oilers conclude their training camp with the presentation of the Joey Moss Cup to the winners of the annual intra-squad tournament. The tournament began over a decade ago as an evaluation tool for the coaching staff, and has evolved into a charitable fundraising event for various programs throughout Oil Country.

On June 16, 2017, the Professional Hockey Athletic Trainers Society (PHATS) and Society of Professional Hockey Equipment Managers (SPHEM) honored Joey at their annual meetings, for his outstanding service and contributions to the Edmonton Oilers Hockey Club.

On May 29, 2015, Joey was inducted to the Alberta Sport's Hall of Fame to honour his contributions and dedication made to both the Edmonton Oilers, as well as the Edmonton Eskimos in the Canadian Football League.

On May 17, 2007, Joey accepted the Mayor's Award from City of Edmonton mayor, Stephen Mandel, in recognition of the Oilers commitment to persons with disabilities.

Prior to the 2003 NHL All-Star Game in Florida, Joey was presented the NHL Alumni Association's "Seventh Man Award" by Gretzky. The award is presented by the NHL Alumni Association to NHL members "whose behind-the-scene efforts make a difference in the lives of others."

Outside the dressing room, Joey has lent his name and support to "Joey's Home", an assisted-living home for individuals with developmental disabilities overseen by the Winnifred Stewart Association.

Joey's talents are not confined to just the hockey rink, as he has served with the Edmonton Eskimos training staff during the summers since the 1986 Canadian Football League season.



## OILERS IN THE COMMUNITY

Each and every season the Edmonton Oilers make a commitment to being a strong community partner. Through this commitment, the organization, players and staff, participate in a number of different events, charitable fundraisers and community programs. Below is a sampling of the Edmonton Oilers community initiatives.

For a complete list, please visit [EdmontonOilers.com](http://EdmontonOilers.com).

### OFF-ICE APPEARANCES

Oilers players take great pride in providing support on local initiatives and play an active role with many community organizations including: Stollery Children's Hospital Foundation, Cross Cancer Institute, Inner City High School, Juvenile Diabetes Research Foundation, Christmas Bureau of Edmonton and Area, and Kids with Cancer Society. Players also visit local hospitals and participate in annual community and school programs.

### YOUTH HOCKEY PROGRAMMING

The Edmonton Oilers have several minor hockey programs geared towards development on and off the ice. Oilers Hockey School presented by Rogers is a six day camp that provides high-calibre instruction daily, as well as special visits from Oilers players and alumni. Oilers Hockey Clinic presented by ATCO is a complimentary weekend camp hosted in one of Oil Country's rural communities. Oilers Hockey Institute is our newest minor hockey initiative and offers athletes the opportunity for world class instruction while experience exclusive access to Rogers Place. More information about each program can be found at [EdmontonOilers.com/youthhockey](http://EdmontonOilers.com/youthhockey).

### LIL' OILERS

Lil' Oilers is a Learn to Play initiative developed in collaboration with the NHL and NHLPA. The program is designed to introduce youth, aged five to six, to the great game of hockey. All participants receive new complimentary hockey equipment while receiving on-ice instruction from Oilers alumni and local hockey experts. With a strong emphasis on fun, Lil' Oilers is the perfect program for those looking to get their start in hockey.

### SKILLS COMPETITION

The Edmonton Oilers Skills Competition, presented by Rogers, is a fan-focused event that pits Oilers players against each other in an exciting demonstration of hockey skills. Individual competitions include: Puck Control Relay, Fastest Skater, Hardest Shot, Most Accurate Shot and King of the Shootout.

### FAN MAIL

While players will make every effort to respond to fan mail, please remember that a personal response is not guaranteed due to the volume of mail each player receives. Write to Oilers players, coaching staff or front office personnel at:

Edmonton Oilers Hockey Club  
ATTN: [PLAYER NAME]  
300, 10214 – 104 Avenue NW  
Edmonton, AB T5J 0H6



EDMONTON OILERS  
ORGANIZATIONAL  
DEPTH CHART



#	GOALTENDERS	POS	HT	WT	C	BORN	HOMETOWN	2016-17 TEAM	GP	MIN	GAA	SV%	OILERS STATUS	
1	Laurent Brossit	G	6'3"	204	L	03/23/93	Surrey, BC	Edmonton (NHL)	8	332	1.99	.928	*Trade (2013)	
34	Nick Ellis	G	6'1"	174	L	01/18/94	Millersville, MD	Bakersfield (AHL)	34	1781	2.69	.918	*Free agent (2016)	
32	Eddie Pasquale	G	6'2"	215	L	11/20/90	Toronto, ON	Grand Rapids (AHL)	60	1654	2.43	.919	*Free agent (2017)	
30	Stuart Skinner	G	6'3"	202	L	11/11/98	Edmonton, AB	Edmonton (NHL)	34	3386	3.26	.905	*2017 Dft (3, 78)	
40	Shane Starrett	G	6'5"	189	L	07/12/94	Bellingham, MA	Air Force Academy (ATL)	37	2137	1.99	.925	*Free agent (2016)	
33	Cam Talbot	G	6'4"	200	L	07/05/87	Caledonia, ON	Edmonton (NHL)	73	4294	2.39	.919	*Trade (2015)	
30	Dylan Wells	G	6'1"	186	L	01/03/98	St. Catharines, ON	Peterborough (OHL)	52	3026	3.07	.916	*2016 Dft (6, 123)	
#	DEFENCEMEN	POS	HT	WT	S	BORN	HOMETOWN	2016-17 TEAM	GP	G	A	PTS	PIM	OILERS STATUS
81	Yohani Aivutu	D	5'11"	187	L	07/21/89	Ivry-sur-Seine, FRA	New Jersey (NHL)	25	2	4	4	2	*Free agent (2017)
74	Ethan Bear	D	5'11"	209	R	06/28/97	Ochowace, SK	Seattle (NHL)	67	28	42	70	21	*2015 Dft (5, 124)
83	Matthew Benning	D	6'1"	204	R	05/25/94	St. Albert, AB	Edmonton (NHL)	62	3	12	15	29	*Free agent (2016)
-	Filip Berglund	D	6'3"	206	R	05/10/97	Skefleflea, SWE	Bakersfield (AHL)	2	1	1	2	0	
-	Ben Bekker	D	6'6"	226	L	09/29/94	Cranbrook, BC	Skefleflea A1K120 (SHL)	47	0	9	9	10	2016 Dft (3, 91)
-	Matthew Cairns	D	6'3"	209	L	04/27/98	Mississauga, ON	Bakersfield (AHL)	30	1	5	6	18	*2013 Dft (6, 158)
-	Vincent Desharnais	D	6'6"	215	R	05/29/96	Laval, QC	Fargo (USHL)	5	3	2	5	2	
5	Mark Fayne	D	6'3"	209	R	05/15/87	Nashua, NH	Penticton (BCHL)	17	0	4	4	12	2016 Dft (3, 84)
62	Eric Gryba	D	6'4"	222	R	04/14/88	Saskatoon, SK	Providence Coll. (H-East)	18	2	14	16	26	
82	Caleb Jones	D	6'1"	205	L	06/06/97	Frisco, TX	Edmonton (NHL)	40	2	4	6	65	2016 Dft (7, 183)
-	Philip Kemp	D	6'3"	202	R	02/12/99	Greenwich, CT	Edmonton (NHL)	4	0	2	2	0	*Free agent (2014)
77	Oscar Klefbom	D	6'3"	215	L	07/20/93	Karlstad, SWE	Bakersfield (AHL)	39	3	14	17	16	
89	William Lagesson	D	6'2"	202	L	02/22/96	Gothenburg, SWE	Portland (NHL)	63	9	53	62	54	*Trade (2015)
47	Adam Larsson	D	6'3"	210	R	11/12/92	Skefleflea, SWE	USA NTDP (USHL)	7	0	2	2	2	*2015 Dft (4, 117)
64	Keegan Lowe	D	6'1"	193	L	03/29/93	Edmonton, AB	USA WIC	25	2	2	4	8	2017 Dft (7, 208)
90	Ryan Mantha	D	6'5"	229	R	06/18/96	Clarkston, MI	USA U18 (USDP)	64	5	8	13	22	
-	John Marino	D	6'2"	181	R	05/21/97	Brockton, MA	USA U18 (WU18)	7	0	2	2	2	
-	Marius Niemelainen	D	6'4"	190	L	01/08/98	Kuopio, FIN	Edmonton (NHL)	82	12	26	38	6	*2011 Dft (1, 19)
25	Darrell Nurse	D	6'4"	221	L	02/04/95	Hamilton, ON	UMass-Amherst (H-East)	36	2	6	8	28	*2014 Dft (4, 91)
92	Zygar Paigin	D	6'6"	210	L	02/09/95	Penza, RUS	Edmonton (NHL)	79	4	15	19	55	*Trade (2016)
4	Kris Russell	D	5'10"	173	L	05/02/87	Caroline, AB	Charlotte/St. John's (AHL)	71	6	12	18	74	*Free agent (2017)
78	Dmitri Samorukov	D	6'2"	180	L	06/16/99	Volgograd, RUS	Niagara (OHL)	56	17	41	58	70	*Free agent (2016)
2	Andrei Sekera	D	6'0"	200	L	06/08/86	Bojnica, SVK	Bakersfield (AHL)	2	0	0	0	0	
79	Dillon Simpson	D	6'2"	204	L	02/10/93	Edmonton, AB	Harvard (H-East)	35	2	13	15	24	2015 Dft (6, 154)
20	Ryan Stanton	D	6'1"	200	L	07/20/89	St. Albert, AB	Saginaw (OHL)	59	3	6	8	40	2016 Dft (3, 63)
#	FORWARDS	POS	HT	WT	S	BORN	HOMETOWN	2016-17 TEAM	GP	G	A	PTS	PIM	OILERS STATUS
49	Tyler Benson	LW	5'11"	202	L	03/15/98	Edmonton, AB	Edmonton (NHL)	33	11	31	42	31	*2016 Dft (2, 32)
-	Skyler Brind'Amour	C	6'2"	175	L	07/27/99	Raleigh, NC	Edmonton (NHL)	6	3	6	9	2	2017 Dft (6, 177)
91	Drake Cagula	LW	5'10"	185	L	06/20/94	Pickering, ON	Edmonton (NHL)	60	7	11	18	16	*Free agent (2016)



15	Mitch Callahan	RW	5'11"	198	R	08/17/91	Whittier, CA	Grand Rapids (AHL)	66	16	27	43	57	*Free agent (2017)
72	Gregory Chase	C	6'0"	180	R	01/01/95	Sherwood Park, AB	Detroit (NHL)	4	0	0	0	0	
61	Brian Christoffer	LW	5'10"	187	L	08/02/94	Edmonton, AB	Bakersfield (AHL)	48	3	11	14	12	*2013 Dft (7, 188)
28	Grason Downing	C	6'0"	185	L	04/18/92	Abbotsford, BC	Iowa/Tucson (AHL)	49	5	3	8	45	*Free agent (2016)
29	Leon Draaisait	C/RW	6'2"	215	L	10/27/95	Cologne, GER	Team Europe (WCH)	59	9	17	26	15	*Free agent (2017)
								Edmonton (NHL)	6	2	0	2	0	*2014 Dft (1, 3)
								Germany (WCH)	82	25	48	77	20	
51	Brian Ferlin	RW	5'10"	213	R	06/03/92	Jacksonville, FL	Providence (AHL)	3	0	2	2	0	*Free agent (2017)
45	Joseph Gambardella	C	5'2"	188	L	12/01/93	Staten Island, NY	Utah/Lowell (H-East)	41	18	34	52	22	*Free agent (2017)
-	Roman Horak	C	6'0"	170	L	05/21/91	C. Budějovice, CZE	Bakersfield (AHL)	6	1	12	3	0	
								Podisr (AHL)	60	16	31	30	0	
36	Jussi Jokinen	LW	6'0"	191	L	04/01/83	Kalajoki, FIN	Czech Republic (WCH)	8	3	3	6	0	*Free agent (2017)
44	Zack Kassian	RW	6'3"	209	R	01/24/91	Windsor, ON	Florida (NHL)	69	11	17	28	39	
16	Juha Laitinen	C	6'4"	214	L	08/13/94	Surrey, BC	Edmonton (NHL)	79	17	24	101	0	Trade (2015)
								Edmonton (NHL)	10	1	0	1	2	*2012 Dft (3, 63)
84	Joey Lataglia	LW	5'10"	185	L	06/24/92	Burnaby, BC	Bakersfield (AHL)	27	8	12	20	31	
55	Mark Letestu	C	5'10"	195	R	02/04/85	Elk Point, AB	Bakersfield (AHL)	67	20	18	38	30	*2012 Dft (5, 123)
27	Milan Lucic	RW	6'3"	236	L	06/07/88	Vancouver, BC	Edmonton (NHL)	78	16	19	35	17	*Free agent (2015)
	Kirill Maksimov	LW	6'2"	193	R	06/01/99	Moscow, RUS	Saginaw/Wagah (OHL)	82	23	27	50	40	*Free agent (2016)
								RUS U18 (WU18)	66	21	17	38	41	2017 Dft (5, 146)
24	Brad Malone	C	6'1"	213	L	05/20/89	Miramichi, NB	Hershey/Chicago (AHL)	7	3	0	3	2	
19	Patrick Maroon	LW	6'3"	225	L	04/23/88	St. Louis, MO	Edmonton (NHL)	81	11	17	28	72	*Free agent (2017)
97	Connor McDavid	C	6'1"	192	L	01/13/97	Newmarket, ON	Edmonton (NHL)	27	15	42	95	0	*Trade (2016)
								Edmonton (NHL)	3	0	3	4	0	*2015 Dft (1, 1)
-	Graham McPhee	LW	6'0"	174	L	07/24/98	Bethesda, MD	Boston College (H-East)	39	2	8	10	42	2016 Dft (5, 149)
	Aidan Muir	RW	6'3"	205	R	08/21/95	Brampton, ON	West Michigan (NCHC)	20	2	9	11	8	2013 Dft (4, 113)
93	Ryan Nugent-Hopkins	C	6'0"	191	L	04/12/93	Burnaby, BC	Team North America (WCH)	3	1	2	3	2	*2011 Dft (1, 1)
								Edmonton (NHL)	82	18	25	43	29	
26	Iiro Pakarinen	RW	6'1"	212	R	08/25/91	Lovisa, FIN	Edmonton (NHL)	14	2	2	4	2	*Free agent (2014)
								Bakersfield (AHL)	5	0	1	1	4	
71	Kyle Platzer	C	6'0"	181	R	03/04/95	Kitchener, ON	Bakersfield (AHL)	51	1	7	8	14	*2013 Dft (4, 96)
98	Jesse Puljujarvi	RW	6'4"	211	R	05/07/98	Torino, FIN	Edmonton (NHL)	28	1	7	8	10	*2016 Dft (1, 4)
								Bakersfield (AHL)	39	12	16	28	10	
-	Aapeeli Rasanen	C	6'0"	208	R	06/01/98	Tampere, FIN	Finland (WCH)	8	0	0	0	4	
8	Ty Rattie	RW	5'11"	184	R	02/05/93	Airdrie, AB	St. Louis/Carolina (NHL)	9	0	2	2	0	2016 Dft (6, 153)
52	Patrick Russell	RW	6'1"	206	R	01/04/93	Bickford, DEN	Chicago (AHL)	22	2	3	5	2	*Free agent (2017)
								Bakersfield (AHL)	68	9	17	22	0	*Free agent (2016)
	Ostap Safin	RW	6'5"	192	L	02/11/99	Prague, CZE	Denmark (WCH)	7	1	0	1	0	
								Sparta Praha U20 (CZE U20)	24	6	12	18	66	2017 Dft (4, 115)
								CZE U18 (WU18)	8	1	1	2	2	
58	Anton Slepyshev	RW	6'2"	221	R	05/13/94	Penza, RUS	Edmonton (NHL)	5	6	1	3	4	2
								Bakersfield (AHL)	41	4	6	10	4	*2013 Dft (3, 88)
18	Ryan Strome	C	6'1"	194	R	07/11/93	Mississauga, ON	NY Islanders (NHL)	9	3	7	10	6	
-	Tyler Tves	C	5'11"	182	L	04/14/94	Rochester, MN	Nevada/Ontario (NCHC)	69	13	17	30	40	*Trade (2017)
	Bagdan Yakimov	C	6'5"	232	L	10/04/94	Nizhnekamsk, RUS	Nizhnekamsk (NHL)	39	14	2	35	6	2014 Dft (6, 153)
								Vojizisk (VHL)	11	3	1	4	2	2013 Dft (3, 83)
56	Kailer Yamamoto	RW	5'8"	154	R	09/29/98	Spokane, WA	Spokane (WHL)	50	3	8	11	4	
									65	42	57	99	46	*2017 Dft (1, 22)

\* Players under contract with the Edmonton Oilers



## IN MEMORIAM – ONCE AN OILER, ALWAYS AN OILER



### DAVE SEMENKO

(1957 – 2017)

The Edmonton Oilers lost one of their most popular players in team history on June 29, 2017, when Dave Semenko passed away at 59, after a brief battle with cancer.

While the Winnipeg native was most noted for protecting Wayne Gretzky, he had a huge soft spot for everyone. Dave won two Stanley Cups with the Oilers and was a radio colour man and team scout. He transitioned into an ambassador role with the team in 2016 and hosted Oilers fans prior to home games in the Oilers Hall of Fame Room in Rogers Place.

Dave's funeral was held at Rogers Place on July 6, 2016.

### MATTI HAGMAN

(1955 – 2016)

The Oilers family also lost former player Matti Hagman, who passed away after a long illness on October 11, 2016, at the age of 61.

Matti played two seasons for the Oilers, in the early NHL years, from 1980 through 1982. After leaving the Oilers and the NHL, Hagman continued to play professional hockey in Finland through 1991-92, and also coached in Switzerland and in his native Finland. He was inducted into the Finnish Hockey Hall of Fame in 1995.





EDMONTON OILERS  
PLAYER PROFILES





# 81

## YOHANN AUVITU

### DEFENCE

@YohannAuvitu 
 auvitu18



**PLAYED**  
HIS FIRST GAME ON  
OCT. 13, 2016 AT FLORIDA



SIGNED  
THROUGH

## 2017-18

Signed as an unrestricted free agent  
by the Oilers on July 10, 2017



HAS PLAYED FOR  
FRANCE IN EIGHT  
WORLD  
CHAMPIONSHIPS



**SPEAKS FIVE  
LANGUAGES**  
(ENGLISH, FRENCH,  
FINNISH, RUSSIAN  
AND GERMAN)




### 2016-17 HIGHLIGHTS

Averaged 15:36 in icetime over 25 games in his first NHL season with the New Jersey Devils ... His last game in the NHL before being assigned to the AHL's Albany Devils was against Edmonton on Jan. 7, a 2-1 OT loss for New Jersey ... When he was assigned to Albany on Jan. 8, he ranked second on the team with 54 shots on net, in only 25 games ... Made his NHL debut on Oct. 13 at FLA, registering an assist, two shots on net, with 17:14 in ice-time ... Appeared in 29 games for the AHL's Albany Devils, posting 13 points (5G, 8A)

### CAREER HIGHLIGHTS

Played with HIFK of the SM-Liiga from 2014-16, after parts of four seasons with JYP Jyväskylä ... Named to SM-Liiga All-Star Team and capture the Top Defenceman Award in 2015-16 ... Helped HIFK reach the SM-Liiga final in 2015-16 before losing to Tappara, leading all defencemen in the playoffs with 13 points, 6 goals and a +8 plus-minus rating ... Led all SM-Liiga defencemen with a +20 plus-minus rating in 2014-15 ... Helped JYP Jyväskylä capture the SM-Liiga national title in Finland in 2011-12 ... Has played for France in eight consecutive World Hockey Championships since 2009, when he was 19 years old



## 81 | YOHANN AUVITU | D

BIRTHPLACE: Ivry-sur-Seine, France DOB: July 27, 1989 HOMETOWN: Ivry-sur-Seine, France

POSITION: D SHOOTS: L HEIGHT: 5'11" WEIGHT: 187 lbs

NHL DRAFT: Signed as an undrafted free agent by the New Jersey Devils on May 27, 2016

## AUVITU CAREER STATISTICS

SEASON	TEAM	LEAGUE	REGULAR SEASON						PLAYOFFS					
			GP	G	A	PTS	PIM	+/-	GP	G	A	PTS	PIM	+/-
2005-06	FRA U18	WU18 1A	5	2	4	6	2	1	Finished fourth					
2006-07	HC Mont-Blanc	FRA	23	8	2	10	4	n/a	2	0	0	0	0	
2006-07	FRA U18	WU18 1A	5	2	3	5	4	-6	Finished sixth					
2006-07	FRA U20	WJC 1B	5	1	0	1	2	-2	Finished fourth					
2007-08	Mt. Blanc U22	FRA U22	15	12	14	26	0	n/a	1	5	0	5	0	
2007-08	HC Mont-Blanc	FRA	20	5	5	10	8	n/a	6	0	3	3	2	
2007-08	FRA U20	WJC D1B	5	0	1	1	2	-3	Finished fifth					
2008-09	JYP U20	FIN Jr. A	39	12	14	26	6	-8	-	-	-	-	-	-
2008-09	FRA U20	WJC D1A	5	3	7	10	0	8	Finished third					
2009-10	JYP U20	FIN Jr. A	2	1	2	3	2	3	-	-	-	-	-	-
2009-10	D Team	Mestis	44	9	6	15	12	-1	12	2	1	3	6	-3
2009-10	FRANCE	WHC	6	0	2	2	4	-3	Finished 14th					
2010-11	JYP Jyväskylä	SM-Liiga	7	0	0	0	0	-3	-	-	-	-	-	-
2010-11	D Team	Mestis	34	10	11	21	34	-6	8	4	2	6	4	-3
2010-11	FRANCE	WHC	6	0	1	1	2	-5	Finished ninth					
2011-12	JYP Jyväskylä	SM-Liiga	33	1	1	2	8	-6	11	1	0	1	8	1
2011-12	JYP-Akatemia	Mestis	9	2	4	6	6	-5	-	-	-	-	-	-
2011-12	FRANCE	WHC	6	2	2	4	0	3	Finished ninth					
2012-13	JYP Jyväskylä	SM-Liiga	44	3	9	12	18	3	10	1	1	2	8	1
2012-13	JYP-Akatemia	Mestis	1	1	0	1	0	-1	-	-	-	-	-	-
2012-13	FRANCE	OGG	3	0	2	2	0	2	-	-	-	-	-	-
2012-13	FRANCE	WHC	7	0	0	0	2	-6	Finished 13th					
2013-14	JYP	SM-Liiga	29	1	5	6	8	-3	6	2	1	3	2	-1
2013-14	JYP-Akatemia	Mestis	1	0	0	0	0	1	-	-	-	-	-	-
2013-14	FRANCE	WHC	8	0	2	2	2	0	Finished eighth					
2014-15	HIFK	SM-Liiga	55	8	8	16	10	20	8	3	2	5	2	4
2014-15	HIFK	CH League	8	0	6	6	10	6	-	-	-	-	-	-
2014-15	FRANCE	WHC	7	0	3	3	0	0	Finished 12th					
2015-16	HIFK	WM	48	6	15	21	6	22	18	6	7	13	14	8
2015-16	FRANCE	WHC	7	0	3	3	2	-9	Finished 14th					
2016-17	NEW JERSEY	NHL	25	2	2	4	2	1	-	-	-	-	-	-
2016-17	Albany	AHL	29	5	8	13	2	-2	-	-	-	-	-	-
2016-17	FRANCE	WHC	7	2	5	7	2	7	Finished ninth					
NHL CAREER			25	2	2	4	2	1	-	-	-	-	-	-
AHL CAREER			29	5	8	13	2	-2	-	-	-	-	-	-
SM-LIIGA CAREER			216	19	38	57	50	33	-	-	-	-	-	-
MESTIS CAREER			89	22	21	43	52	-12	-	-	-	-	-	-

## AUVITU NHL MILESTONES

NHL FIRSTS	DATE	GAME
First GP:	10/13/16	NJD 1 @ FLA 2 (OT)
First Assist:	10/13/16	NJD 1 @ FLA 2 (OT)
First Goal:	11/11/16	NJD 2 @ BUF 1
First Goal Details:	vs. Anders Nilsson @ 3:13 of period 3	

MOSTS	MOST RECENTLY
Goals	1 (2X) 11/23/16 NJD 5 vs. TOR 4
Assists	1 (2X) 10/28/16 NJD 2 vs. CHI 3
Points	1 (4X) 11/23/16 NJD 5 vs. TOR 4
Shots on goal	4 (6X) 11/8/16 NJD 3 vs. CAR 2
Penalty minutes	2 (1X) 11/25/16 NJD 4 vs. DET 5 (OT)
Hat tricks	0
Multi-point games	0

LONGEST PERSONAL STREAKS				
Goals	1 (2X)	11/23/16	TO	11/23/16
Assists	1 (2X)	10/28/16	TO	10/28/16
Points	1 (4X)	11/23/16	TO	11/23/16

## CAREER HIGHS (ONE SEASON)

Games played	25	2016-17
Goals	2	2016-17
Assists	2	2016-17
Points	4	2016-17
Penalty minutes	2	2016-17
Plus-minus	+1	2016-17
Power play goals	-	n/a
Power play points	1	2016-17
Shorthanded goals	-	n/a
Shorthanded points	-	n/a
Game-winning goals	-	n/a
Overtime goals	-	n/a
Shots on net	54	2016-17
Hits	20	2016-17
Blocked shots	9	2016-17
Takeaways	7	2016-17
Faceoffs	-	n/a
Faceoff wins	-	n/a



# 83 MATTHEW BENNING

## DEFENCE



@mbennzzzz



mbennzzzz



PLAYED

HIS FIRST GAME ON  
NOV. 1, 2016 AT TORONTOSIGNED  
THROUGH

2017-18

Signed as an unsigned drafted free agent by the Oilers on Aug. 27, 2016

## 2016-17 HIGHLIGHTS

Led Oilers rookies with 12 assists ... Ranked sixth on the team with 111 hits, in 62 games. ... Had a career high four shots on net on three occasions (Nov. 13 vs. NYR, Nov. 27 vs. ARI, Dec. 3 vs. ANA) ... Registered the first two points (2A) of his NHL career on Nov. 5 at the New York Islanders ... Appeared in two games with the AHL's Bakersfield Condors, before being promoted to Edmonton, posting two points (1G, 1A), and was named First Star in his second game, prior to joining the Oilers ... Led the team with 48 hits in the playoffs, averaging four hits a game, which ranked fourth in the NHL through the conference semi-finals with players with ten games played or more



HAD A SEASON HIGH

27:41 OF ICE TIME

ON MAY 5 AT ANAHEIM



HAS WON LEAGUE CHAMPIONSHIPS IN THE AJHL, THE USHL AND THE HOCKEY EAST CONFERENCE

## CAREER HIGHLIGHTS

Played three seasons with the Northeastern University Huskies (2013-16), serving as alternate captain in 2015-16 ... Captured the Hockey East Championship with Northeastern in 2015-16 ... Won the Clark Cup as USHL Champions with the Dubuque Fighting Saints in 2012-13 ... Helped the AJHL's Spruce Grove Saints capture the AJHL Championship in 2010-11 ... Son of former NHL and Oiler defenceman Bryan Benning ... His uncle Jim is the general manager of the Vancouver Canucks ... Also the grandson of NHL scout Elmer Benning, who has scouted for the Montreal Canadiens for close to 50 seasons



# 83 | MATTHEW BENNING | D

**BIRTHPLACE:** Edmonton, AB **DOB:** May 25, 1994 **HOMETOWN:** St. Albert, AB

**POSITION:** D **SHOOTS:** R **HEIGHT:** 6'1" **WEIGHT:** 204 lbs

**NHL DRAFT:** Boston's sixth round selection, 175th overall, in the 2012 NHL Draft

## BENNING CAREER STATISTICS

SEASON	TEAM	LEAGUE	REGULAR SEASON						PLAYOFFS					
			GP	G	A	PTS	PIM	+/-	GP	G	A	PTS	PIM	+/-
2010-11	Spruce Grove	AJHL	43	0	7	7	65	n/a	13	0	1	1	20	n/a
2010-11	Spruce Grove	DoyleCup	7	0	1	1	10	n/a	-	-	-	-	-	-
2011-12	Spruce Grove	AJHL	44	4	14	18	87	n/a	11	2	1	3	16	n/a
2012-13	Dubuque	USHL	57	10	16	26	73	25	11	1	1	2	6	3
2013-14	Northeastern	H-East	33	3	10	13	28	2	-	-	-	-	-	-
2014-15	Northeastern	H-East	36	0	24	24	36	6	-	-	-	-	-	-
2015-16	Northeastern	H-East	41	6	13	19	37	0	-	-	-	-	-	-
2016-17	EDMONTON	NHL	62	3	12	15	29	8	12	0	3	3	12	3
2016-17	Bakersfield	AHL	2	1	1	2	0	2	-	-	-	-	-	-
	<b>NHL CAREER</b>		<b>62</b>	<b>3</b>	<b>12</b>	<b>15</b>	<b>29</b>	<b>8</b>	<b>12</b>	<b>0</b>	<b>3</b>	<b>3</b>	<b>12</b>	<b>3</b>
	<b>AHL CAREER</b>		<b>2</b>	<b>1</b>	<b>1</b>	<b>2</b>	<b>0</b>	<b>2</b>	<b>-</b>	<b>-</b>	<b>-</b>	<b>-</b>	<b>-</b>	<b>-</b>
	<b>NCAA CAREER</b>		<b>110</b>	<b>9</b>	<b>47</b>	<b>56</b>	<b>101</b>	<b>8</b>	<b>-</b>	<b>-</b>	<b>-</b>	<b>-</b>	<b>-</b>	<b>-</b>
	<b>AJHL CAREER</b>		<b>87</b>	<b>4</b>	<b>21</b>	<b>25</b>	<b>152</b>	<b>n/a</b>	<b>-</b>	<b>-</b>	<b>-</b>	<b>-</b>	<b>-</b>	<b>-</b>
	<b>USHL CAREER</b>		<b>57</b>	<b>10</b>	<b>16</b>	<b>26</b>	<b>73</b>	<b>25</b>	<b>11</b>	<b>1</b>	<b>1</b>	<b>2</b>	<b>6</b>	<b>3</b>



## OILER FIRSTS

**FIRST GP:**  
11/1/16  
EDM 2 @ TOR 3 (OT)

**FIRST ASSIST:**  
11/5/16  
EDM 4 @ NYI 3 (SO)

**FIRST GOAL:**  
1/7/17  
EDM 2 @ NJD 1 (OT)

**FIRST GOAL DETAILS:**  
vs. Cory Schneider  
@ 3:33 of period 3

## BENNING NHL MILESTONES

### NHL FIRSTS

First GP:	11/1/16	EDM 2 @ TOR 3 (OT)
First Assist:	11/5/16	EDM 4 @ NYI 3 (SO) (2A)
First Goal:	1/7/17	EDM 2 @ NJD 1 (OT) (GTG)
First Goal details:	vs. Cory Schneider @ 3:33 of period 3	

### MOSTS

Goals	1 (3X)	2/18/17	EDM 3 @ CHI 1
Assists	2 (1X)	11/5/16	EDM 4 @ NYI 3 (SO)
Points	2 (1X)	11/5/16	EDM 4 @ NYI 3 (SO)
Shots on goal	4 (3X)	12/3/16	EDM 3 vs. ANA 2 (OT)
Penalty minutes	7 (1X)	1/8/17	EDM 3 @ OTT 5
Hat tricks	0		
Multi-point games	1 (1X)	11/5/16	EDM 4 @ NYI 3(SO) (2A)

### LONGEST PERSONAL STREAKS

Goals	1 (3X)	2/18/17 TO 2/18/17 (1G)
Assists	2 (1X)	12/29/17 TO 12/31/17 (2A)
Points	2 (1X)	12/29/17 TO 12/31/17 (2A)

### CAREER HIGHS (ONE SEASON)

Games played	62	2016-17
Goals	3	2016-17
Assists	12	2016-17
Points	15	2016-17
Penalty minutes	29	2016-17
Plus-minus	+8	2016-17
Power play goals	1	2016-17
Power play points	3	2016-17
Shorthanded goals	-	-
Shorthanded points	-	-
Game-winning goals	-	-
Overtime goals	-	-
Shots on net	69	2016-17
Hits	111	2016-17
Blocked shots	64	2016-17
Takeaways	7	2016-17
Faceoffs	-	-
Faceoff wins	-	-



# 1 LAURENT BROSSOIT

## GOALTENDER

@LBrossoit 
 lbrossoit



SIGNED THROUGH

2017-18

Acquired by the Oilers in a trade with Calgary on Nov. 8, 2013

### 2016-17 HIGHLIGHTS

Appeared in eight regular season NHL games, posting a 4-1-0 record, with 1.99 goals against average and a .928 save percentage, all career bests ... Registered his first career NHL win on Jan. 21 at CGY, making 38 saves in a 7-3 Oilers victory ... Promoted from Bakersfield (AHL) on Jan. 11 ... Appeared in 21 games with Bakersfield (AHL), with a 2.67 goals against average, a 9-8-3 record and a .908 save percentage ... Appeared in relief of Cam Talbot in Game 4 of the Oilers first round playoff series against SJS, for his first NHL playoff appearance

NAMED **MVP**  
IN THE 2012 WHL  
PLAYOFFS

### CAREER HIGHLIGHTS

Signed a two-year contract extension through 2017-18 with the Oilers on Feb. 29, 2016 ... Made his NHL debut on the final day of the 2014-15 regular season, on April 9 vs. SJS, facing 15 shots and allowing only two goals ... Has played in 115 games over four AHL seasons with Abbotsford/ Oklahoma City/ Bakersfield, with a 2.72 GAA, a .914 SV%, nine shutouts and a record of 54W-34L-100T ... Had career AHL bests in 2014-15, appearing in 53 games, with a record of 25W-22L, a 2.56 GAA and a .918 SV% ... Appeared in 35 games in the ECHL in 2013-14, split between Alaska and Bakersfield, posting a 2.01 GAA, a .926 SV%, eight shutouts and a record of 26W-9L-20T ... Named to the ECHL All-Rookie Team in 2013-14 ... Played four full seasons with the WHL's Edmonton Oil Kings, posting a 88-34-9 record in 147 career WHL games ... Named to WHL Eastern Conference Second All-Star Team in 2012-13, ranking third in the WHL in goals against average (2.25), sixth in save percentage (0.917), seventh in wins (33) and seventh in shutouts (5)



HELPED EDMONTON  
CAPTURE THE  
2012 WHL  
CHAMPIONSHIP





## THE PLAYERS

## 1 | LAURENT BROSSOIT | G

BIRTHPLACE: Port Alberni, BC DOB: March 23, 1993 HOMETOWN: Cloverdale, BC

POSITION: G CATCHES: L HEIGHT: 6'3" WEIGHT: 204 lbs

NHL DRAFT: Calgary's sixth round selection, 164th overall, of the 2011 NHL Draft

## BROSSOIT CAREER STATISTICS

SEASON	TEAM	LEAGUE	REGULAR SEASON								PLAYOFFS							
			GP	W	L	OT/T	MIN	GA	SO	GAA	GP	W	L	MIN	GA	SO	GAA	
2008-09	Edmonton	WHL	1	0	0	0	37	5	0	8.20	0	0	0	0	0	0	0.00	
2009-10	Cowichan Valley	BCHL	21	10	8	0	999	63	2	3.78	5	1	3	259	17	0	3.93	
2009-10	Edmonton	WHL	2	0	1	0	86	4	0	2.08	-	-	-	-	-	-	-	
2010-11	Edmonton	WHL	34	13	12	2	1664	92	2	3.32	2	0	2	117	7	0	3.58	
2011-12	Edmonton	WHL	61	42	13	5	3574	147	3	2.47	20	16	4	1204	41	2	2.04	
2011-12	Edmonton	Mem Cup	4	2	2	0	237	16	0	4.04	Lost in tie-breaker game							
2012-13	Edmonton	WHL	49	33	8	6	3	107	5	2.25	22	14	8	1322	40	5	1.82	
2012-13	CAN U20	CRC	1	0	1	1	59	5	0	5.02	Won the series in extra time							
2013-14	Abbotsford	AHL	2	0	1	0	94	9	0	5.72	-	-	-	-	-	-	-	
2013-14	Alaska	ECHL	3	2	0	0	126	0	2	0.00	-	-	-	-	-	-	-	
2013-14	Oklahoma City	AHL	8	2	5	0	416	25	0	3.60	-	-	-	-	-	-	-	
2013-14	Bakersfield	ECHL	35	24	9	2	2080	74	6	2.14	16	10	6	976	37	3	2.27	
2014-15	EDMONTON	NHL	1	0	1	0	51	2	0	2.00	-	-	-	-	-	-	-	
2014-15	Oklahoma City	AHL	53	25	22	5	3049	130	4	2.56	2	1	0	87	5	0	3.46	
2015-16	EDMONTON	NHL	5	0	4	1	300	18	0	3.60	-	-	-	-	-	-	-	
2015-16	Bakersfield	AHL	31	18	9	5	1807	80	3	2.66	-	-	-	-	-	-	-	
2016-17	EDMONTON	NHL	8	4	1	0	333	11	0	1.99	1	0	0	27	2	0	4.42	
2016-17	Bakersfield	AHL	21	9	8	3	1189	53	2	2.67	-	-	-	-	-	-	-	
	NHL CAREER		14	4	6	1	692	31	0	2.69	1	0	0	27	2	0	4.42	
	AHL CAREER		115	54	45	13	6555	297	9	2.72	2	1	0	87	5	0	3.46	
	ECHL CAREER		38	26	9	2	2206	74	8	2.01	16	10	6	976	37	3	2.27	
	WHL CAREER		147	88	34	13	8215	355	10	2.59	44	30	14	2643	88	7	2.00	



## OILER FIRSTS

FIRST GP:

4/9/15

EDM 1 vs. SJS 3 (51 SOG)

FIRST WIN:

1/21/17

EDM 7 @ CGY 3 (38 saves)

## BROSSOIT NHL MILESTONES

NHL FIRSTS		DATE	GAME			
First GP		4/9/15	EDM 1 vs. SJS 3 (51 SOG)			
First Win		1/21/17	EDM 7 @ CGY 3 (38 saves)			
First Shutout		n/a				
MOSTS		MOST RECENTLY				
Shots faced		51 (1X)	4/9/15	EDM 1 vs. SJS 3	1st NHL game	
Shots faced (PLAYOFFS)		8 (1X)	4/18/17	EDM 0 @ SJS 7	27:08 TOI	
Saves		48 (1X)	4/9/15	EDM 1 vs. SJS 3	1st NHL game	
Saves (PLAYOFFS)		6 (1X)	4/18/17	EDM 0 @ SJS 7	27:08 TOI	
Goals against		6 (1X)	3/4/16	EDM 3 @ CBJ 6		
Career shutouts		0				
LONGEST PERSONAL STREAKS						
Win streak		3 (1X)	3/23/17	TO	4/9/17 3-0-0	
Without reg. loss		3 (1X)	3/23/17	TO	4/9/17 3-0-0	
Losing streak		4 (1X)	3/4/16	TO	3/26/16 0-4-0	
Winless streak		5 (1X)	2/13/16	TO	3/26/16 0-4-1	
Shutout sequence		53:17	2/21/17	TO	3/25/17 (19:59, 3P) (6:21, 1P)	
SHOOTOUTS CAREER						
W		L	W%	SA	SVs.	SV%
0		1	0.000	2	0	0.000
MOST RECENT						
DATE		OPP		SH	SV	RES
2/13/16		vs. WPG		2	0	L
PENALTY SHOTS						
n/a						
CAREER HIGHS (ONE SEASON)						
Games played		8			2016-17	
Minutes played		333			2016-17	
Wins		4			2016-17	
Shots faced		153			2016-17	
Saves		142			2016-17	
Shutouts		n/a			n/a	
Save percentage		0.928			2016-17	



91

# DRAKE CAGGIULA

## WINGER

@drakecaggiula

dcaggiula94

SIGNED  
THROUGH

2017-18

Signed as an undrafted college free agent by the Oilers on May 7, 2016

### 2016-17 HIGHLIGHTS

Led Oilers rookies in points (18) and goals (7) ... Had three two-point games in his rookie season ... Had the fourth most hits (97) among Oilers forwards ... Had game-winning goals on Mar. 23 at Colorado and in the final game of the season vs. Vancouver on Apr. 9 ... Had a season-high seven shots on net on Dec. 31, vs. Vancouver, scoring one goal ... Had a season high 17:42 in ice time on Dec. 6 vs. Buffalo ... Played in his first NHL game, registering his first NHL point/ assist on Nov. 19 at Dallas ... Missed the first 18 games of the season due to injury ... Scored goals in three of his final four playoff games



SCORED HIS **FIRST**  
**CAREER GOAL**  
ON DEC. 3 VS **ANAHEIM**

### CAREER HIGHLIGHTS

Led North Dakota to the 2016 NCAA Frozen Four title as an assistant captain... Named 2016 Frozen Four most Outstanding Player... Named All NCHC second team... Earned NCAA West Region All Tournament Team Honours ... Helped the Stouffville Spirit capture the 2012 OJHL Championship, leading the league in scoring with 37 points (17G, 20A) in 23 games ... Played for Canada East at the 2012 World Junior A Challenge



WON THE 2016  
**FROZEN  
FOUR**  
TITLE WITH  
**NORTH  
DAKOTA**



**91 | DRAKE CAGGIULA | LW/RW****BIRTHPLACE:** Whitby, ON **DOB:** June 20, 1994 **HOMETOWN:** Pickering, ON**POSITION:** Left Wing **SHOOTS:** L **HEIGHT:** 5'10" **WEIGHT:** 185 lbs**NHL DRAFT:** Signed as an undrafted college free agent by the Oilers on May 7, 2016**CAGGIULA CAREER STATISTICS**

SEASON	TEAM	LEAGUE	REGULAR SEASON						PLAYOFFS					
			GP	G	A	PTS	PIM	+/-	GP	G	A	PTS	PIM	+/-
2010-11	Stouffville	OJHL	48	22	23	45	35	n/a	8	2	6	8	4	n/a
2011-12	Stouffville	OJHL	25	10	24	34	36	n/a	-	-	-	-	-	-
2011-12	Stouffville	DH Cup	4	2	3	5	26	n/a	-	-	-	-	-	-
2011-12	CAN EAST	WJAC	4	0	1	1	2	n/a	Won silver medal					
2011-12	Des Moines	USHL	4	1	1	2	8	3	-	-	-	-	-	-
2012-13	North Dakota	NCHC	39	8	8	16	31	10	-	-	-	-	-	-
2013-14	North Dakota	NCHC	42	11	13	24	52	0	-	-	-	-	-	-
2014-15	North Dakota	NCHC	42	18	18	36	30	11	-	-	-	-	-	-
2015-16	North Dakota	NCHC	39	25	26	51	60	46	-	-	-	-	-	-
2016-17	EDMONTON	NHL	60	7	11	18	16	3	13	3	0	3	25	0
<b>NHL CAREER</b>			<b>60</b>	<b>7</b>	<b>11</b>	<b>18</b>	<b>16</b>	<b>3</b>	<b>13</b>	<b>3</b>	<b>0</b>	<b>3</b>	<b>25</b>	<b>0</b>
<b>NCAA CAREER</b>			<b>162</b>	<b>62</b>	<b>65</b>	<b>127</b>	<b>173</b>	<b>67</b>	-	-	-	-	-	-
<b>USHL CAREER</b>			<b>4</b>	<b>1</b>	<b>1</b>	<b>2</b>	<b>8</b>	<b>3</b>	-	-	-	-	-	-
<b>OJHL CAREER</b>			<b>73</b>	<b>32</b>	<b>47</b>	<b>79</b>	<b>71</b>	<b>0</b>	<b>31</b>	<b>19</b>	<b>26</b>	<b>45</b>	<b>42</b>	<b>0</b>

**OILER FIRSTS****FIRST GP:**  
11/19/16  
EDM 5 @ DAL 2**FIRST ASSIST:**  
11/19/16  
EDM 5 @ DAL 2**FIRST GOAL:**  
12/3/16  
EDM 3 @ ANA 2 (OT)**FIRST GOAL DETAILS:**  
vs. John Gibson  
@ 5:17 of period 2**CAGGIULA NHL MILESTONES****NHL FIRSTS**

<b>DATE</b>	<b>GAME</b>
First GP:	11/19/16 EDM 5 @ DAL 2
First Assist:	11/19/16 EDM 5 @ DAL 2
First Goal:	12/3/16 EDM 3 @ ANA 2 (OT)
First Goal details:	vs. John Gibson @ 5:17 of period 2

**MOSTS**

<b>GOALS</b>	1 (7X)	4/9/17	EDM 5 Vs. VAN 2
<b>ASSISTS</b>	2 (1X)	12/6/16	EDM 3 @ BUF 4 (OT)
<b>POINTS</b>	2 (3X)	3/25/17	EDM 4 vs. COL 1 (1G, 1A)
<b>SHOTS ON GOAL</b>	7 (1X)	12/31/16	EDM 2 vs. VAN 3 (SO)
<b>PENALTY MINUTES</b>	2 (8X)	3/28/17	EDM 2 Vs. LAK 1
<b>HAT TRICKS</b>	0		
<b>MULTI-POINT GAMES</b>	3	25/13/2017	EDM 4 Vs. COL 1 (1G, 1A)

**LONGEST PERSONAL STREAKS**

<b>GOALS</b>	2 (1X)	3/23/17	TO 3/25/17	(2G)
<b>ASSISTS</b>	2 (3X)	3/23/17	TO 3/25/17	(2A)
<b>POINTS</b>	2 (3X)	3/23/17	TO 3/25/17	(2G, 2A)

**CAREER HIGHS (ONE SEASON)**

<b>Games played</b>	60	2016-17
<b>Goals</b>	7	2016-17
<b>Assists</b>	11	2016-17
<b>Points</b>	18	2016-17
<b>Penalty minutes</b>	16	2016-17
<b>Plus-minus</b>	+3	2016-17
<b>Power play goals</b>	2	2016-17
<b>Power play points</b>	5	2016-17
<b>Shorthanded goals</b>	n/a	-
<b>Shorthanded points</b>	1	2016-17
<b>Game-winning goals</b>	2	2016-17
<b>Overtime goals</b>	n/a	-
<b>Shots on net</b>	93	2016-17
<b>Hits</b>	97	2016-17
<b>Blocked shots</b>	19	2016-17
<b>Takeaways</b>	22	2016-17
<b>Faceoffs</b>	284	2016-17
<b>Faceoff wins</b>	117	2016-17



# 29 LEON DRAISAITL

## CENTRE

@Drat\_29

Drat\_29

SIGNED  
THROUGH

2024-25

Edmonton's first round selection, third overall, in the 2014 NHL Draft

### 2016-17 HIGHLIGHTS

Posted career highs with 77 points, including 29 goals and 48 assists, and 20 penalty minutes ... Ranked second in team scoring, and eighth in NHL scoring ... Had 19 multiple point games ... Had an 11-game scoring streak from Mar. 14-Apr. 4 (5G, 14A-19PTS) ... Led the Oilers in playoff scoring, with 16 points (6G, 10A), ranking third in the NHL after the conference semi-finals ... On May 7 vs. ANA, he became the first Oiler to post a five-point game (3G, 2A) in the playoffs since Jari Kurri on May 18, 1990 in BOS ... With a hat trick on May 7 vs. ANA, he posted the first Oiler hat trick since Bill Guerin (Apr. 18, 2000) ... Joined Germany at the 2017 IIHF World Hockey Championship in his hometown of Cologne, Germany after the playoffs




SET A SINGLE SEASON RECORD  
FOR MOST POINTS BY AN  
NHL PLAYER FROM GERMANY,  
WITH 77 POINTS

### CAREER HIGHLIGHTS

Set a new record for most points in a season by an NHL player from Germany, surpassing the previous record of 59 points, set by Marco Sturm in 2005-06 ... The youngest player on Team Europe at the 2016 World Cup of Hockey, reaching the final ... Won the 2015 WHL Championship with Kelowna, reaching the Memorial Cup final game, losing to Oshawa in OT ... Played for Germany at three World Championships (2014, 2016, 2017) ... Represented Germany at the World Junior Hockey Championships twice (2013, 2014) ... Represented Germany at the U-18 World Junior Hockey Championship twice (2012, 2013) and the 2012 U-17 World Junior Hockey Championship



NAMED MVP AT THE  
2015 MEMORIAL CUP



## THE PLAYERS

## 29 | LEON DRAISAITL | C

BIRTHPLACE: Cologne, GER DOB: October 27, 1995 HOMETOWN: Cologne, GER

POSITION: C SHOOTS: L HEIGHT: 6'1" WEIGHT: 215 lbs

NHL DRAFT: Edmonton's first round selection, third overall, in the 2014 NHL Draft

## DRAISAITL CAREER STATISTICS

SEASON	TEAM	LEAGUE	REGULAR SEASON						PLAYOFFS					
			GP	G	A	PTS	PIM	+/-	GP	G	A	PTS	PIM	+/-
2011-12	GER U18	WU18	6	2	5	7	2	0	Finished sixth overall					
2012-13	Prince Albert	WHL	64	21	37	58	22	22	4	0	4	4	0	-4
2012-13	GER U20	WJC	6	2	4	6	2	-9	Finished ninth overall					
2012-13	GER U18	WU18	5	1	4	5	0		Finished eighth overall					
2013-14	Prince Albert	WHL	64	38	67	105	24	7	4	1	2	3	4	2
2013-14	GER U20	WJC	6	2	4	6	52	-1	Finished ninth overall					
2014-15	EDMONTON	NHL	37	2	7	9	4	-17	-	-	-	-	-	-
2014-15	Kelowna	WHL	32	19	34	53	25	14	19	10	18	28	12	17
2014-15	Kelowna	Mem Cup	5	4	3	7	12	-1	Lost in final					
2015-16	EDMONTON	NHL	72	19	32	51	20	-2	-	-	-	-	-	-
2015-16	Bakersfield	AHL	6	1	1	2	4	-5	-	-	-	-	-	-
2015-16	Germany	WHC	8	1	3	4	4	-2	Finished seventh overall					
2016-17	Germany	OGQ	3	2	3	5	0	2	Finished first					
2016-17	Team Europe	WCOH	6	2	0	2	0	2	Lost in final					
2016-17	EDMONTON	NHL	82	29	48	77	20	7	13	6	10	16	19	8
2016-17	Germany	WHC	3	0	2	2	2	0	-	-	-	-	-	-
NHL CAREER			191	50	87	137	44	-12	13	6	10	16	19	8
AHL CAREER			6	1	1	2	4	-5	-	-	-	-	-	-
WHL CAREER			160	78	138	216	71	43	28	11	26	37	16	3



## OILER FIRSTS

## FIRST GP:

10/9/14  
EDM 2 vs. CGY 5

## FIRST ASSIST:

10/15/14  
EDM 4 @ ARI 7

## FIRST GOAL:

10/24/14  
EDM 6 vs. CAR 3

## FIRST GOAL DETAILS:

vs. Anton Khudobin  
@ 12:55 of period 3

## DRAISAITL NHL MILESTONES

## NHL FIRSTS

First GP:	10/9/14	EDM 2 vs. CGY 5
First Assist:	10/15/14	EDM 4 @ ARI 7
First Goal:	10/24/14	EDM 6 vs. CAR 3
First Goal details:	vs. Anton Khudobin @ 12:55 of period 3	

## MOSTS

Goals	2 (5X)	1/25/17	EDM 4 @ ANA 0
Assists	4 (1X)	11/12/15	EDM 7 vs. NYR 5
Points	4 (1X)	11/12/15	EDM 7 vs. NYR 5 (4A)
Shots on goal	8 (1X)	12/1/16	EDM 2 vs. NJD 2 (OT)
Penalty minutes	4 (1X)	3/16/16	EDM 7 @ BOS 4
Hat tricks	0		
Multi-point games	31	3/16/17	EDM 7 vs. BOS 4 (1G, 2A)

## LONGEST PERSONAL STREAKS

Goals	3 (4X)	3/22/17 TO	3/25/17 (3G)
Assists	6 (1X)	3/14/17 TO	3/23/17 (10A)
Points	11 (1X)	3/14/17 TO	4/4/17 (5G, 14A)

## CAREER HIGHS (ONE SEASON)

Games played	82	2016-17
Goals	29	2016-17
Assists	48	2016-17
Points	77	2016-17
Penalty minutes	20	2016-17
Plus-minus	+7	2016-17
Power play goals	10	2016-17
Power play points	27	2016-17
Shorthanded goals	n/a	-
Shorthanded points	n/a	-
Game-winning goals	5	2016-17
Overtime goals	3	2016-17
Shots on net	172	2016-17
Hits	41	2016-17
Blocked shots	36	2016-17
Takeaways	75	2016-17
Faceoffs	972	2016-17
Faceoff wins	476	2016-17



# 5 MARK FAYNE

## DEFENCE

SIGNED  
THROUGH

2017-18

Signed by the Oilers as an unrestricted  
free agent on July 1, 2014

LED THE OILERS WITH

125

BLOCKED SHOTS IN  
2014-15

### 2016-17 HIGHLIGHTS

Played most of the season with the AHL's Bakersfield Condors, where he led the team's defencemen with a +9 plus-minus rating, good for fourth on the team ... Was injured in his season debut with Edmonton on Oct. 18 vs. CAR, after registering an assist


NEEDS 11 GAMES  
TO REACH

400

CAREER NHL  
GAMES PLAYED

### CAREER HIGHLIGHTS

Ranked third on the Oilers with 100 blocked shots in 2015-16 ... Posted a career high 21:53 in ice time on Mar. 10, 2016 at MIN ... Appeared in his 300th career game on Feb. 16 at WPG ... Led the Oilers with 125 blocked shots in his first season with the team, in 2014-15, and ranked third among the team's defencemen with 81 hits ... Played four seasons with the New Jersey Devils, from 2010-14 ... Scored his first career shorthanded goal on Apr. 7, 2013 at BUF ... One of five players to appear in all 82 regular season games and all 24 playoff games with New Jersey in 2011-12, reaching the Stanley Cup final before losing to the Los Angeles Kings ... Played for the U.S. at the 2011 World Hockey Championship, finishing eighth ... Played four seasons with the NCAA's Providence College Friars in the Hockey East Conference (2006-10), serving as team captain in 2009-10, and as alternate captain in 2008-09 ... Named to the Hockey East All-Rookie Team in 2006-07

**5 | MARK FAYNE | D****BIRTHPLACE:** Nashua, NH, USA **DOB:** May 15, 1987 **HOMETOWN:** Bourne, MA, USA**POSITION:** D **SHOOTS:** R **HEIGHT:** 6'3" **WEIGHT:** 209 lbs**NHL DRAFT:** New Jersey's fifth round selection, 155th overall, in the 2005 NHL Draft**FAYNE CAREER STATISTICS**

SEASON	TEAM	LEAGUE	REGULAR SEASON						PLAYOFFS					
			GP	G	A	PTS	PIM	+/-	GP	G	A	PTS	PIM	+/-
2006-07	Providence	H-East	36	5	7	12	43	-2	-	-	-	-	-	-
2007-08	Providence	H-East	36	2	4	6	18	-11	-	-	-	-	-	-
2008-09	Providence	H-East	33	4	5	9	30	-16	-	-	-	-	-	-
2009-10	Providence	H-East	34	5	17	22	14	-7	-	-	-	-	-	-
2010-11	NEW JERSEY	NHL	57	4	10	14	27	10	-	-	-	-	-	-
2010-11	Albany	AHL	19	1	3	4	6	4	-	-	-	-	-	-
2010-11	USA	WHC	4	0	1	1	0	-1	Finished eighth overall					
2011-12	NEW JERSEY	NHL	82	4	13	17	26	-4	24	0	3	3	6	5
2012-13	NEW JERSEY	NHL	31	1	5	6	16	6	-	-	-	-	-	-
2013-14	NEW JERSEY	NHL	72	4	7	11	30	-5	-	-	-	-	-	-
2014-15	EDMONTON	NHL	74	2	6	8	14	-21	-	-	-	-	-	-
2015-16	EDMONTON	NHL	69	2	5	7	18	-6	-	-	-	-	-	-
2015-16	Bakersfield	AHL	4	0	1	1	4	0	-	-	-	-	-	-
2016-17	EDMONTON	NHL	4	0	2	2	0	1	-	-	-	-	-	-
2016-17	Bakersfield	AHL	39	3	14	17	16	9	-	-	-	-	-	-
<b>NHL CAREER</b>			<b>389</b>	<b>17</b>	<b>48</b>	<b>65</b>	<b>131</b>	<b>-19</b>	<b>24</b>	<b>0</b>	<b>3</b>	<b>3</b>	<b>6</b>	<b>5</b>
<b>NHL CAREER - EDMONTON</b>			<b>147</b>	<b>4</b>	<b>13</b>	<b>17</b>	<b>32</b>	<b>-26</b>	-	-	-	-	-	-
<b>AHL CAREER</b>			<b>62</b>	<b>4</b>	<b>18</b>	<b>22</b>	<b>26</b>	<b>13</b>	-	-	-	-	-	-
<b>NCAA CAREER</b>			<b>139</b>	<b>16</b>	<b>33</b>	<b>49</b>	<b>105</b>	<b>-36</b>	-	-	-	-	-	-

**OILER FIRSTS****FIRST GP:**10/9/14  
EDM 2 vs. CGY 5**FIRST ASSIST:**10/11/14  
EDM 4 @ VAN 5 (SO)**FIRST GOAL:**10/15/14  
EDM 4 @ ARI 7**FIRST GOAL DETAILS:**vs. Mike Smith  
@ 17:50 of period 1**FAYNE NHL MILESTONES****NHL FIRSTS**

First GP:	11/10/10	NJD 4 vs. WSH 5 (SO)
First Assist:	12/26/10	NJD 1 vs. TOR 4
First Goal:	12/15/10	NJD 3 vs. PHX 0
First Goal details:	vs. Ilya Bryzgalov @ 13:18 of period 1	

**MOSTS**

Goals	1 (17X)	2/4/16	EDM 7 @ OTT 2
Assists	2 (1X)	5/23/12	NJD 5 @ NYR 3
Points	2 (1X)	5/23/12	NJD 5 @ NYR 3
Shots on goal	6 (1X)	11/27/14	EDM 0 @ NSH 1 (OT)
Penalty minutes	6 (1X)	2/9/13	NJD 3 vs. PIT 1
Hat tricks	0		
Multi-point games	1	5/23/12	NJD 5 @ NYR 3 (2A)

**LONGEST PERSONAL STREAKS**

Goals	1 (17X)	2/4/16	TO	2/4/16	(1G)
Assists	2 (5X)	2/11/16	TO	2/13/16	(2A)
Points	2 (5X)	2/11/16	TO	2/13/16	(2A)

**CAREER HIGHS (ONE SEASON)**

Games played	82	2011-12
Goals	4	3X (incl. 2013-14)
Assists	13	2011-12
Points	17	2011-12
Penalty minutes	30	2013-14
Plus-minus	+10	2010-11
Power play goals	-	n/a
Power play points	4	2010-11
Shorthanded goals	1	2013-14, 2012-13
Shorthanded points	2	2014-15
Game-winning goals	1	2011-12
Overtime goals	1	2011-12
Shots on net	94	2011-12
Hits	84	2011-12
Blocked shots	125	2014-15
Takeaways	21	2014-15
Faceoffs	-	-
Faceoff wins	-	-



62

# ERIC GRYBA

## DEFENCE

@grybes02

grybes02

SIGNED  
THROUGH

2018-19

Acquired in a trade with Ottawa on  
June 27, 2015

### 2016-17 HIGHLIGHTS

Scored the first two game-winning goals of his NHL career, on Dec. 29, 2016 and Mar. 28, 2017, both times against Los Angeles ... Ranked fifth on the team with 145 hits, while leading the team with an average of 3.6 hits a game ... Re-signed with the Oilers as an unrestricted free agent on Oct. 11



WON THE 2011  
CALDER CUP  
WITH BINGHAMTON

### CAREER HIGHLIGHTS

Signed a two-year contract extension with the Oilers through 2018-19 on June 27, 2017 ... Ranked fourth on the Oilers in hits in his first season with the team, in 2015-16, with 132 hits in 53 games ... Played three seasons with the Ottawa Senators, from 2012-15 ... Recorded his first and only multi-point NHL game to date with Ottawa on Jan. 25, 2014 at Carolina, posting two assists ... Appeared in 183 regular season games over three seasons with Binghamton (AHL) ... Helped Binghamton capture the 2011 Calder Cup ... Was an alternate captain in Binghamton in 2012-13, before being recalled to Ottawa ... Named to the 2013 AHL Eastern Conference All-Star Team ... Named Binghamton's top defenceman in 2011-12 ... Played four seasons (2006-10) with the University of Boston Terriers in the Hockey East Conference ... An alternate captain at Boston University in his final season, in 2009-10 ... Helped the Terriers capture the NCAA Championship in 2009 ... Played for the USHL's Green Bay Gamblers in 2005-06, leading the league with 198 penalty minutes ... Won the Canadian National Midget Hockey Championship, the TELUS Cup, with the Saskatoon Contacts, in 2005, where he was named the tournament's Top Defenceman

PLAYED IN HIS  
**250<sup>TH</sup>**  
CAREER NHL GAME  
ON FEB. 28, 2017  
AT ST. LOUIS



**62 | ERIC GRYBA | D****BIRTHPLACE:** Saskatoon, SK **DOB:** April 14, 1988 **HOMETOWN:** Saskatoon, SK**POSITION:** D **SHOOTS:** R **HEIGHT:** 6'4" **WEIGHT:** 222 lbs**NHL DRAFT:** Ottawa's third round selection, 68th overall, in the 2006 NHL Draft**GRYBA CAREER STATISTICS**

SEASON	TEAM	LEAGUE	REGULAR SEASON						PLAYOFFS					
			GP	G	A	PTS	PIM	+/-	GP	G	A	PTS	PIM	+/-
2004-05	Melfort	SJHL	2	0	0	0	4	n/a	-	-	-	-	-	-
2005-06	Green Bay	USHL	56	3	12	15	2015	13	3	1	1	2	27	-5
2006-07	Boston Univ.	H-East	38	1	3	4	76	4	-	-	-	-	-	-
2007-08	Boston Univ.	H-East	32	1	1	2	54	-2	-	-	-	-	-	-
2008-09	Boston Univ.	H-East	45	0	6	6	106	21	-	-	-	-	-	-
2009-10	Boston Univ.	H-East	38	4	6	10	118	-1	-	-	-	-	-	-
2009-10	Binghamton	AHL	6	1	0	1	2	2	-	-	-	-	-	-
2010-11	Binghamton	AHL	66	3	4	7	133	7	10	0	1	1	26	3
2011-12	Binghamton	AHL	73	5	15	20	95	-13	-	-	-	-	-	-
2012-13	OTTAWA	NHL	33	2	4	6	26	-3	4	0	0	0	17	0
2012-13	Binghamton	AHL	38	5	6	11	75	28	-	-	-	-	-	-
2013-14	OTTAWA	NHL	57	2	9	11	64	9	-	-	-	-	-	-
2014-15	OTTAWA	NHL	75	0	12	97	11	6	0	0	0	0	14	-2
2015-16	EDMONTON	NHL	53	1	5	6	75	0	-	-	-	-	-	-
2016-17	EDMONTON	NHL	40	2	4	6	65	-5	3	0	0	0	4	-1
	<b>NHL CAREER</b>		<b>258</b>	<b>7</b>	<b>34</b>	<b>41</b>	<b>327</b>	<b>12</b>	<b>13</b>	<b>0</b>	<b>0</b>	<b>0</b>	<b>35</b>	<b>-3</b>
	<b>NHL CAREER - EDMONTON</b>		<b>93</b>	<b>3</b>	<b>9</b>	<b>12</b>	<b>140</b>	<b>-5</b>	<b>3</b>	<b>0</b>	<b>0</b>	<b>0</b>	<b>4</b>	<b>-1</b>
	<b>AHL CAREER</b>		<b>183</b>	<b>14</b>	<b>25</b>	<b>39</b>	<b>305</b>	<b>24</b>	<b>10</b>	<b>0</b>	<b>1</b>	<b>1</b>	<b>26</b>	<b>3</b>
	<b>NCAA CAREER</b>		<b>153</b>	<b>6</b>	<b>16</b>	<b>22</b>	<b>354</b>	<b>22</b>	-	-	-	-	-	-
	<b>USHL CAREER</b>		<b>56</b>	<b>3</b>	<b>12</b>	<b>15</b>	<b>205</b>	<b>13</b>	<b>3</b>	<b>1</b>	<b>1</b>	<b>2</b>	<b>27</b>	<b>-5</b>
	<b>SJHL CAREER</b>		<b>2</b>	<b>0</b>	<b>0</b>	<b>0</b>	<b>4</b>	<b>n/a</b>	-	-	-	-	-	-

**OILER FIRSTS****FIRST GP:**  
10/8/15  
EDM 1 @ STL 3**FIRST ASSIST:**  
10/17/15  
EDM 5 @ CGY 2**FIRST GOAL:**  
2/2/16  
EDM 5 vs. CBJ 1**FIRST GOAL DETAILS:**  
vs. Joonas Korpiasalo  
@ 3:01 of period 2**GRYBA NHL MILESTONES****NHL FIRSTS**

First GP:	2/16/12	OTT 0 @ TOR 3
First Assist:	2/19/12	OTT 3 vs. NYI 1
First Goal:	3/23/13	OTT 5 vs. TBL 3
First Goal details:	vs. Cedrick Desjardins @ 14:29 of period 1	

**MOSTS**

Goals	1 (7X)	3/28/17	EDM 2 vs. LAK 1 (GWG)
Assists	2 (1X)	1/25/14	OTT 3 @ CAR 6
Points	2 (1X)	1/25/14	OTT 2 @ CAR 6 (2A)
Shots on goal	5 (2X)	2/23/12	OTT 2 vs. TOR 3
Penalty minutes	20 (2X)	12/21/16	EDM 3 @ ARI 2
Hat tricks	0		
Multi-point games	1	1/25/14	OTT @ CAR

**LONGEST PERSONAL STREAKS**

Goals	1 (7X)	3/28/17	TO 3/28/17
Assists	2 (2X)	12/7/14	TO 12/11/14 (2A)
Points	2 (4X)	12/23/16	TO 12/29/16 (1G, 1A)

**CAREER HIGHS (ONE SEASON)**

Games played	75	2014-15
Goals	2	3X (incl. 2016-17)
Assists	12	2014-15
Points	12	2014-15
Penalty minutes	97	2014-15
Plus-minus	+11	2014-15
Power play goals	-	-
Power play points	-	-
Shorthanded goals	-	-
Shorthanded points	1	2013-14
Game-winning goals	2	2016-17
Overtime goals	-	-
Shots on net	64	2014-15
Hits	171	2014-15
Blocked shots	78	2015-16
Takeaways	16	2015-16
Faceoffs	-	-
Faceoff wins	-	-





# 36 JUSSI JOKINEN

## LEFT WING

SIGNED  
THROUGH

2017-18

Signed as an unrestricted free agent  
by the Oilers on July 7, 2017



### 2016-17 HIGHLIGHTS

His twelfth NHL season, and third with Florida ... Had five multi-point games ... Scored 11 goals, giving him at least 10 goals in 10 of his 12 NHL seasons ... Had goals in three consecutive games for Florida from Feb. 9-15, matching his career high ... An alternate captain for Finland at the 2016 World Cup of Hockey

IS NINE GAMES  
FROM REACHING

# 900

CAREER  
NHL GAMES



### CAREER HIGHLIGHTS

The Oilers are his sixth NHL team ... Has played for Dallas, Tampa Bay, Carolina, Pittsburgh and Florida ... Earned 500th career point (assist) to extend point streak to three games (0-4-4) Feb. 20-27, 2016 ... Recorded two assists in his 800th career game on Feb. 20, 2016 vs. WPG ... Has scored 36 goals on 92 shootout attempts, for a 39.1 shooting percentage, which ranks him 10th all-time in shootout goals ... Has played for Finland in two Olympics Games (2006, 2014), the 2016 World Cup of Hockey, seven World Championships (2005, 2006, 2008, 2010, 2012, 2015, 2016), two World Junior Championships (2002, 2003) and a U18 World Hockey Championship (2001)



## 36 | JUSSI JOKINEN | LW

BIRTHPLACE: Kalajoki, FIN DOB: April 1, 1983 HOMETOWN: Kalajoki, FIN

POSITION: LW SHOOTS: L HEIGHT: 5'11" WEIGHT: 191 lbs

NHL DRAFT: Dallas' sixth round selection, 192nd overall, in the 2001 NHL Draft

## JOKINEN CAREER STATISTICS

SEASON	TEAM	LEAGUE	REGULAR SEASON						PLAYOFFS					
			GP	G	A	PTS	PIM	+/-	GP	G	A	PTS	PIM	+/-
1999-00	Karpat U20	FIN Jr. A	28	4	7	11	14	n/a	-	-	-	-	-	-
2000-01	Karpat U20	FIN Jr. A	48	18	31	49	69	n/a	6	2	2	4	0	n/a
2000-01	FIN U18	WU18	6	2	0	2	2	-1	Won bronze medal					
2001-02	Karpat U20	FIN Jr. A	2	4	1	5	2	n/a	1	1	1	2	0	n/a
2001-02	Karpat	SM-Liiga	54	10	6	16	34	1	4	1	0	1	0	0
2001-02	FIN U20	WJC	7	2	6	8	2	3	Won bronze medal					
2002-03	Karpat	SM-Liiga	51	14	23	37	10	17	15	2	1	3	33	0
2002-03	FIN U20	WJC	7	6	2	8	2	4	Won bronze medal					
2003-04	Karpat	SM-Liiga	55	15	23	38	20	10	15	3	4	7	6	-4
2004-05	Karpat	SM-Liiga	56	23	24	47	24	13	12	3	4	7	2	5
2004-05	Finland	WHC	7	0	1	1	2	0	Finished seventh overall					
2005-06	DALLAS	NHL	81	17	38	55	30	2	5	2	1	3	0	1
2005-06	Finland	WHC	9	2	6	8	2	2	Won bronze medal					
2005-06	Finland	OLY	8	1	3	4	2	2	Won silver medal					
2006-07	DALLAS	NHL	82	14	34	48	18	8	4	0	1	1	0	-1
2007-08	DALLAS	NHL	52	14	14	28	14	2	-	-	-	-	-	-
2007-08	TAMPA BAY	NHL	20	2	12	14	4	-16	-	-	-	-	-	-
2007-08	Finland	WHC	9	1	3	4	4	1	Won bronze medal					
2008-09	TAMPA BAY	NHL	46	6	10	16	16	-8	-	-	-	-	-	-
2008-09	CAROLINA	NHL	25	1	10	11	12	-2	18	7	4	11	2	-3
2009-10	CAROLINA	NHL	81	30	35	65	36	3	-	-	-	-	-	-
2009-10	Finland	WHC	7	2	1	3	20	0	Finished sixth overall					
2010-11	CAROLINA	NHL	70	19	33	52	24	3	-	-	-	-	-	-
2011-12	CAROLINA	NHL	79	12	34	46	54	-2	-	-	-	-	-	-
2011-12	Finland	WHC	10	5	4	9	8	-2	Finished fourth overall					
2012-13	Karpat	SM-Liiga	21	7	14	21	10	3	-	-	-	-	-	-
2012-13	CAROLINA	NHL	33	6	5	11	18	-8	-	-	-	-	-	-
2012-13	PITTSBURGH	NHL	10	7	4	11	6	3	13	7	3	10	10	5
2013-14	PITTSBURGH	NHL	81	21	36	57	18	12	-	-	-	-	-	-
2013-14	Finland	OLY	6	2	3	5	0	4	Won bronze medal					
2014-15	FLORIDA	NHL	81	8	36	44	34	-2	-	-	-	-	-	-
2014-15	Finland	WHC	8	3	8	11	0	3	Finished sixth overall					
2015-16	FLORIDA	NHL	81	18	42	60	42	25	6	1	3	4	4	5
2015-16	Finland	WHC	10	3	7	10	2	5	Won silver medal					
2016-17	Finland	WCOH	3	0	1	1	2	-3	Finished eighth overall					
2016-17	FLORIDA	NHL	69	11	17	28	39	-15	-	-	-	-	-	-
NHL TOTALS			891	186	360	546	365	5	54	17	15	32	20	10
SM-Liiga TOTALS			237	69	90	159	98	44	46	9	9	18	41	1
FIN JR. A TOTALS			78	26	39	65	85	n/a	7	3	3	6	0	n/a

## JOKINEN NHL MILESTONES

## NHL FIRSTS

DATE	GAME
First GP:	10/5/05 DAL 5 vs. LAK 4
First Assist:	10/16/05 DAL 2 @ VAN 5
First Goal:	10/11/05 DAL 3 vs. PHX 2
First Goal details:	vs. Cedrick Desjardins @ 14:29 of period 1

## MOSTS

		MOST RECENTLY
Goals	4 (1X)	11/16/07 DAL 6 vs. COL 1
Assists	3 (2X)	2/28/15 FLA 5 vs. BUF 3
Points	4 (2X)	11/19/10 CAR 4 @ PIT 5 (SO)
Shots on goal	8 (1X)	1/5/14 PIT 6 vs. WPG 5
Penalty minutes	12 (1X)	12/8/15 FLA 2 vs. OTT 4
Hat tricks	2	10/8/13 PIT 5 vs. CAR 2
Multi-point games	113	3/14/17 FLA 7 vs. TOR 2

## LONGEST PERSONAL STREAKS

Goals	3 (7X)	2/9/17 TO 2/15/17
Assists	7 (1X)	2/20/16 TO 3/5/16
Points	10 (2X)	2/20/12 TO 3/12/16

## CAREER HIGHS (ONE SEASON)

Games played	82	2006-07
Goals	30	2009-10
Assists	42	2015-16
Points	65	2009-10
Penalty minutes	54	2011-12
Plus-minus	+25	2015-16
Power play goals	10	2009-10
Power play points	31	2005-06
Shorthanded goals	2	2011-12
Shorthanded points	2	2015-16, 2011-12
Game-winning goals	6	2009-10
Overtime goals	n/a	-
Shots on net	172	2013-14
Hits	56	2009-10
Blocked shots	50	2015-16, 2014-15
Takeaways	41	2009-10
Faceoffs	833	2011-12
Faceoff wins	459	2011-12



44

# ZACK KASSIAN

## RIGHT WING

@zkassian9

zkass09

SIGNED  
THROUGH

2019-20

Acquired in a trade with Montreal on  
Dec. 28, 2015

### 2016-17 HIGHLIGHTS

Registered a career-high 17 assists ... Ranked third on the team with 201 hits, and second among forwards, and 24th overall in the NHL ... Led the Oilers with 101 penalty minutes ... Had a season-high seven hits on Nov. 13 vs. NYR and on Mar. 18 vs. VAN ... Had a season and team high +4 plus-minus rating on Mar. 14 vs. DAL ... Had a five-game scoring streak from Jan. 16-25 (2G, 3A-5PTS) ... Had season high 18:05 in ice time on Jan. 5 at BOS ... Had a season high six shots on net on Dec. 3 vs. ANA ... Scored consecutive game-winning goals in games 3 and 4 in the opening round of the NHL playoffs vs. SJS




WON THE 2010  
MEMORIAL  
CUP WITH  
WINDSOR

PLAYED IN HIS  
**300<sup>TH</sup>**  
CAREER NHL GAME  
ON MAR. 14, 2017  
VS DALLAS



### CAREER HIGHLIGHTS

Signed a three-year contract extension with the Oilers on June 26, 2017 ... Acquired from Montreal in exchange for goaltender Ben Scrivens on Dec. 28, 2015 ... Voted the Vancouver Canucks Most Exciting Player by the fans in 2013-14 ... Won a silver medal with Canada at the 2011 IIHF World Junior Championship held in Buffalo ... Helped the OHL's Windsor Spitfires win the OHL Championship and the Memorial Cup in 2010 ... Played for Canada at the 2009 U18 World Hockey Championship, finishing fourth overall ... Won a gold medal with Canada's Under-18 Team at the 2008 Junior World Cup



## THE PLAYERS

## 44 | ZACK KASSIAN | RW

BIRTHPLACE: Windsor, ON DOB: January 24, 1991 HOMETOWN: Windsor, ON

POSITION: RW SHOOTS: L HEIGHT: 6'3" WEIGHT: 209 lbs

NHL DRAFT: Buffalo's first round selection, 13th overall, in the 2009 NHL Draft

## KASSIAN CAREER STATISTICS

SEASON	TEAM	LEAGUE	REGULAR SEASON						PLAYOFFS					
			GP	G	A	PTS	PIM	+/-	GP	G	A	PTS	PIM	+/-
2007-08	Peterborough	OHL	58	9	12	21	74	-1	5	1	0	1	2	-5
2008-09	CAN U18	JWC	4	0	2	2	12	n/a	Won gold medal					
2008-09	Peterborough	OHL	61	24	39	63	136	-14	4	0	2	2	8	8
2008-09	CAN U18	WU18	6	2	3	5	0	2	Finished fourth overall					
2009-10	Peterborough	OHL	33	8	19	27	58	-18	-	-	-	-	-	-
2009-10	Windsor	OHL	5	4	0	4	23	1	19	7	9	16	38	9
2009-10	Windsor	Mem Cup	4	2	3	5	0	3	Won Memorial Cup					
2010-11	Windsor	OHL	56	26	51	77	67	10	16	6	10	16	37	2
2010-11	Portland	AHL	-	-	-	-	-	-	3	0	0	0	2	0
2010-11	CAN U20	WJC	5	2	1	3	27	1	Won silver medal					
2011-12	BUFFALO	NHL	27	3	4	7	20	-1	-	-	-	-	-	-
2011-12	VANCOUVER	NHL	17	1	2	3	31	-1	4	0	0	0	2	1
2011-12	Rochester	AHL	30	15	11	26	31	4	-	-	-	-	-	-
2012-13	VANCOUVER	NHL	39	7	4	11	51	-7	4	0	0	0	4	-1
2012-13	Chicago	AHL	29	8	13	21	61	-3	-	-	-	-	-	-
2013-14	VANCOUVER	NHL	73	14	15	29	124	-4	-	-	-	-	-	-
2014-15	VANCOUVER	NHL	42	10	6	16	81	-5	-	-	-	-	-	-
2015-16	EDMONTON	NHL	36	3	5	8	114	-7	-	-	-	-	-	-
2015-16	Bakersfield	AHL	7	2	1	3	16	0	-	-	-	-	-	-
2016-17	EDMONTON	NHL	79	7	17	24	101	4	13	3	0	3	27	1
	NHL CAREER		313	45	53	98	522	-21	21	3	0	3	33	1
	NHL CAREER - EDMONTON		115	10	22	32	125	-3	13	3	0	3	27	1
	AHL CAREER		66	25	25	50	108	1	3	0	0	0	2	0
	OHL CAREER		213	71	121	192	354	-22	44	14	21	35	85	14



## OILER FIRSTS

FIRST GP:  
1/14/16  
EDM 1 @ SIS 2 (SO)FIRST ASSIST:  
1/19/16  
EDM 4 @ TBL 6FIRST GOAL:  
1/19/16  
EDM 4 @ TBL 6FIRST GOAL DETAILS:  
vs. Andrei Vasilevskiy  
@ 5:25 of period 2

## KASSIAN NHL MILESTONES

## NHL FIRSTS

DATE	GAME
First GP:	11/25/11 BUF 1 @ CBJ 5
First Assist:	11/25/11 BUF 1 @ CBJ 5
First Goal:	11/26/11 BUF 5 vs. WSH 1
First Goal details:	vs. Tomas Vokoun @ 7:06 of period 2

## MOSTS

DATE	MOST RECENTLY
Goals	2 (1X) 2/20/15 VAN 2 @ NJD 4
Assists	4 (1X) 3/23/14 VAN 4 vs. BUF 2
Points	4 (1X) 3/23/14 VAN 4 vs. BUF 2 (4A)
Shots on goal	6 (1X) 12/3/16 EDM 3 vs. ANA 2 (OT)
Penalty minutes	24 (2X) 3/24/16 EDM 6 @ SIS 3
Hat tricks	0
Multi-point games	11 3/14/17 EDM 7 vs. DAL 1 (2A)

## LONGEST PERSONAL STREAKS

Goals	3 (1X) 2/20/15 TO 2/24/15 (2G)
Assists	2 (1X) 1/20/17 TO 1/21/17 (2A)
Points	5 (2X) 1/16/17 TO 1/25/17 (2G, 3A)

## CAREER HIGHS (ONE SEASON)

Games played	79	2016-17
Goals	14	2013-14
Assists	17	2016-17
Points	29	2013-14
Penalty minutes	124	2013-14
Plus-minus	+4	2016-17
Power play goals	2	2012-13
Power play points	3	2012-13
Shorthanded goals	n/a	-
Shorthanded points	n/a	-
Game-winning goals	3	2014-15
Overtime goals	n/a	-
Shots on net	110	2016-17
Hits	201	2016-17
Blocked shots	16	2016-17
Takeaways	21	2016-17
Faceoffs	15	2013-14
Faceoff wins	11	2011-12



# 16

## JUJHAR KHAIRA

### CENTRE

Twitter @jujhar94

Instagram jujhar94



SIGNED  
THROUGH

## 2018-19

Edmonton's third round selection,  
63rd overall, in the 2012 NHL Draft

### 2016-17 HIGHLIGHTS

Appeared in 10 games, posting one point,  
with one goal and two penalty minutes ...

Scored his first career NHL goal on Jan.  
16 vs. Arizona, a game-winning goal ...

Became third player of Punjabi Indian  
descent to score a goal in the NHL,  
after Robin Bawa and half-French,  
half-Indian Manny Malhotra

... Had a career-high 13:46  
in ice-time on Mar. 4 vs.

Detroit ... Had a season high  
three shots on net on Feb. 24  
at Washington ... Missed 13  
games due to an injury


### CAREER HIGHLIGHTS

Has appeared in 133 AHL games with  
Oklahoma City/ Bakersfield, posting 57  
points (22G, 35A) ... Played one season in the  
WHL (2013-14), with Everett after one season at  
Michigan Tech University ... He played with the BCHL's  
Prince George Spruce Kings from 2010-12 ... Played for  
Canada West at the 2011 World Junior A Challenge, winning  
a gold medal ... His brother Sahvan plays with the WHL's Swift  
Current Broncos



## SCORED HIS FIRST CAREER GOAL

ON JAN. 16 VS ARIZONA,  
THE GAME WINNING GOAL



# 16 | JUJHAR KHAIRA | C

**BIRTHPLACE:** Surrey, BC **DOB:** August 13, 1994 **HOMETOWN:** Surrey, BC**POSITION:** C **SHOOTS:** L **HEIGHT:** 6'4" **WEIGHT:** 214 lbs**NHL DRAFT:** Edmonton's third round selection, 63rd overall, in the 2012 NHL Draft

## KHAIRA CAREER STATISTICS

SEASON	TEAM	LEAGUE	REGULAR SEASON						PLAYOFFS					
			GP	G	A	PTS	PIM	+/-	GP	G	A	PTS	PIM	+/-
2010-11	Prince George	BCHL	58	10	32	42	21	n/a	-	-	-	-	-	-
2011-12	CAN WEST	WJAC	5	0	0	0	14	n/a	Won gold medal					
2011-12	Prince George	BCHL	54	29	50	79	69	n/a	4	0	2	2	2	n/a
2012-13	Michigan Tech	WCHA	37	6	19	25	49	2	-	-	-	-	-	-
2013-14	Everett	WHL	59	16	28	44	59	5	5	3	1	4	8	1
2013-14	Oklahoma City	AHL	6	0	0	0	2	-1	3	1	0	1	0	0
2014-15	Oklahoma City	AHL	51	4	6	10	62	-7	8	3	1	4	4	-4
2015-16	EDMONTON	NHL	15	0	2	2	13	-2	-	-	-	-	-	-
2015-16	Bakersfield	AHL	49	10	17	27	69	3	-	-	-	-	-	-
2016-17	EDMONTON	NHL	10	1	0	1	2	1	-	-	-	-	-	-
2016-17	Bakersfield	AHL	27	8	12	20	31	4	-	-	-	-	-	-
	<b>NHL CAREER</b>		<b>25</b>	<b>1</b>	<b>2</b>	<b>3</b>	<b>15</b>	<b>-1</b>	<b>-</b>	<b>-</b>	<b>-</b>	<b>-</b>	<b>-</b>	<b>-</b>
	<b>AHL CAREER</b>		<b>133</b>	<b>22</b>	<b>35</b>	<b>57</b>	<b>164</b>	<b>-1</b>	<b>11</b>	<b>4</b>	<b>1</b>	<b>5</b>	<b>4</b>	<b>-4</b>
	<b>WHL CAREER</b>		<b>59</b>	<b>16</b>	<b>28</b>	<b>44</b>	<b>59</b>	<b>5</b>	<b>5</b>	<b>3</b>	<b>1</b>	<b>4</b>	<b>8</b>	<b>1</b>
	<b>NCAA CAREER</b>		<b>37</b>	<b>6</b>	<b>19</b>	<b>25</b>	<b>49</b>	<b>2</b>	<b>-</b>	<b>-</b>	<b>-</b>	<b>-</b>	<b>-</b>	<b>-</b>
	<b>BCHL CAREER</b>		<b>112</b>	<b>39</b>	<b>82</b>	<b>121</b>	<b>90</b>	<b>0</b>	<b>4</b>	<b>0</b>	<b>2</b>	<b>2</b>	<b>2</b>	<b>0</b>



### OILER FIRSTS

**FIRST GP:**  
11/28/15  
EDM 3 @ PIT 2 (SO)**FIRST ASSIST:**  
12/4/15  
EDM 2 vs. DAL 1 (OT)**FIRST GOAL:**  
1/16/17  
EDM 3 vs. ARI 1 (GWG)**FIRST GOAL DETAILS:**  
vs. Mike Smith  
@ 11:40 of period 2

## KHAIRA NHL MILESTONES

### NHL FIRSTS

**DATE**      **GAME**

First GP: 11/28/15 EDM 3 @ PIT 2 (SO)

First Assist: 12/4/15 EDM 2 vs. DAL 1 (OT)

First Goal: 1/16/17 EDM 3 vs. ARI 1 (GWG)

First Goal details: vs. Mike Smith @ 11:40 of period 2

### MOSTS

**GOALS** 1 (1X) 1/16/17 EDM 3 vs. ARI 1 (GWG)

**ASSISTS** 1 (2X) 12/9/15 EDM vs. SJS

**POINTS** 1 (3X) 1/16/17 EDM 3 vs. ARI 1 (GWG)

**SHOTS ON GOAL** 3 (2X) 2/24/17 EDM @ WSH

**PENALTY MINUTES** 7 (1X) 12/9/15 EDM vs. SJS

**HAT TRICKS** 0

**MULTI-POINT GAMES** 0

### LONGEST PERSONAL STREAKS

**GOALS** 1 (1X) 1/16/17 TO 1/16/17

**ASSISTS** 1 (2X) 12/9/15 TO 12/9/15

**POINTS** 1 (3X) 1/16/17 TO 1/16/17

### CAREER HIGHS (ONE SEASON)

**GAMES PLAYED** 15 2015-16

**GOALS** 1 2016-17

**ASSISTS** 2 2015-16

**POINTS** 2 2015-16

**PENALTY MINUTES** 13 2015-16

**PLUS-MINUS** +1 2016-17

**POWER PLAY GOALS** n/a -

**POWER PLAY POINTS** n/a -

**SHORTHANDED GOALS** n/a -

**SHORTHANDED POINTS** n/a -

**GAME-WINNING GOALS** 1 2016-17

**OT TIME GOALS** n/a -

**SHOTS ON NET** 14 2015-16

**HITS** 29 2015-16

**BLOCKED SHOTS** 6 2015-16

**TAKEAWAYS** 6 2015-16

**FACEOFFS** 12 2016-17

**FACEOFF WINS** 7 2016-17





# 77 OSCAR KLEFBOM

## DEFENCE

@Klefbom93

oscarklefbom



SIGNED  
THROUGH

## 2022-23

Edmonton's first round selection, 19th overall, in the 2011 NHL Draft

### 2016-17 HIGHLIGHTS

Had a career-high 38 points, 12 goals and 26 assists in only his second full NHL season ... One of six Oilers to appear in all 82 games of the regular season ... Ranked ninth among all NHL defencemen with 201 shots on net ... Had 16 power play points, fourth on the team and first among defencemen ... Had a career-high four points (4A) at San Jose on Apr. 6 ... Finished the season with a four-game point scoring streak (0+7=7) ... Had a season high 26:47 in ice time on Feb. 3 at Carolina ... Had a three-game point scoring streak in the playoffs, from Apr. 20-26 (1+2=3) ... Missed Game 5 on Apr. 24 in the first round vs. San Jose, due to injury, but returned to play 21:54 in helping the Oilers clinch Game 6 and the series on Apr. 26



## 1834:21



**LED THE OILERS IN  
TOTAL ICE-TIME  
IN 2016-17**

### CAREER HIGHLIGHTS

Missed 52 games due to injury in 2015-16 ... In 30 games played in 2015-16, he ranked second among the team's defencemen in points (12) and assists (8), and led the team in average ice-time (21:53) ... In his first NHL season, 2014-15, he ranked second among team defencemen with 20 points and third on the team with 102 blocked shots ... Ranked second on the team in average ice-time (21:59) in his rookie season ... Appeared in 57 games over two seasons with the AHL's Oklahoma City Barons ... Appeared in 67 games over three seasons with Farjestads BK of the SHL (Swedish Hockey League) ... Played for Sweden at the 2015 World Hockey Championship, finishing fifth ... Captain of Sweden's National Under-18 Team at the 2011 World U18 Men's Championship, winning a silver medal



**77 | OSCAR KLEFBOM | D****BIRTHPLACE:** Karlstad, Sweden **DOB:** July 20, 1993 **HOMETOWN:** Karlstad, Sweden**POSITION:** D **SHOOTS:** L **HEIGHT:** 6'3" **WEIGHT:** 215 lbs**NHL DRAFT:** Edmonton's first round selection, 19th overall, in the 2011 NHL Draft**KLEFBOM CAREER STATISTICS**

SEASON	TEAM	LEAGUE	REGULAR SEASON						PLAYOFFS					
			GP	G	A	PTS	PIM	+/-	GP	G	A	PTS	PIM	+/-
2009-10	IFK Munkfors	SWE D1	3	0	1	1	0	-	0	0	0	0	0	-
2009-10	Skare BK	SWE D1	2	0	0	0	2	-	0	0	0	0	0	-
2010-11	Farjestad BK	SHL	23	1	1	2	2	1	0	0	0	0	0	0
2010-11	Skare BK	SWE D1	12	0	1	1	0		0	0	0	0	0	0
2010-11	SWE U18	WU18	6	1	3	4	4	4	Won silver medal					
2011-12	Farjestad U20	Swe JE	13	1	3	4	0	-5	0	0	0	0	0	0
2011-12	Farjestad BK	SHL	33	2	0	2	4	-1	11	0	1	1	2	-3
2011-12	SWE U20	WJC	6	1	1	2	8	2	Won gold medal					
2012-13	Farjestad BK	SHL	11	0	3	3	2	16	0	0	0	0	0	0
2013-14	EDMONTON	NHL	17	1	2	3	0	-6	-	-	-	-	-	-
2013-14	Oklahoma City	AHL	48	1	9	10	10	-8	2	0	1	1	4	0
2014-15	EDMONTON	NHL	60	2	18	20	4	-21	-	-	-	-	-	-
2014-15	Oklahoma City	AHL	9	1	7	8	4	10	-	-	-	-	-	-
2014-15	Sweden	WHC	8	1	3	4	4	-1	Finished fifth overall					
2015-16	EDMONTON	NHL	30	4	8	12	6	-4	-	-	-	-	-	-
2016-17	EDMONTON	NHL	82	12	26	38	6	7	12	2	3	5	0	-2
	<b>NHL CAREER</b>		<b>178</b>	<b>19</b>	<b>54</b>	<b>73</b>	<b>16</b>	<b>-24</b>	<b>12</b>	<b>2</b>	<b>3</b>	<b>5</b>	<b>0</b>	<b>-2</b>
	<b>AHL CAREER</b>		<b>57</b>	<b>2</b>	<b>16</b>	<b>18</b>	<b>14</b>	<b>2</b>	<b>2</b>	<b>0</b>	<b>1</b>	<b>1</b>	<b>4</b>	<b>0</b>
	<b>SHL CAREER</b>		<b>67</b>	<b>3</b>	<b>4</b>	<b>7</b>	<b>8</b>	<b>16</b>	<b>11</b>	<b>0</b>	<b>1</b>	<b>1</b>	<b>2</b>	<b>-3</b>

**OILER FIRSTS****FIRST GP:**  
3/11/14  
EDM 4 @ MIN 3**FIRST ASSIST:**  
4/1/14  
EDM 4 @ SJS 5**FIRST GOAL:**  
3/28/14  
EDM 4 vs. ANA 3**FIRST GOAL DETAILS:**  
Jonas Hiller  
@ 8:26 of Period 3**KLEFBOM NHL MILESTONES****NHL FIRSTS**

DATE	GAME
First GP:	3/11/14 EDM 4 @ MIN 3
First Assist:	4/1/14 EDM 4 @ SJS 5
First Goal:	3/28/14 EDM 4 vs. ANA 3
First Goal details:	Jonas Hiller @ 8:26 of Period 3

**MOSTS**

DATE	GAME
Goals	1 (19X) 3/14/17 EDM 7 vs. DAL 1
Assists	4 (1X) 4/6/17 EDM 4 @ SJS 2
Points	4 (1X) 4/6/17 EDM 4 @ SJS 2
Shots on goal	9 (1X) 1/7/17 EDM 2 @ NUD 1 (OT)
Penalty minutes	2 (8X) 3/16/17 EDM 7 vs. BOS 4
Hat tricks	0
Multi-point games	7 4/6/17 EDM 4 @ SJS 2 (4A)

**LONGEST PERSONAL STREAKS**

DATE	GAME
Goals	2 (1X) 2/14/17 TO 2/16/17 (2G)
Assists	ONGOING 4 (1X) 4/4/17 TO 4/9/17 (6A)
Points	ONGOING 4 (1X) 4/4/17 TO 4/9/17 (6A)

**CAREER HIGHS (ONE SEASON)**

DATE	GAME
Games played	82 2016-17
Goals	12 2016-17
Assists	26 2016-17
Points	38 2016-17
Penalty minutes	6 2016-17, 2015-16
Plus-minus	+7 2016-17
Power play goals	3 2016-17
Power play points	16 2016-17
Shorthanded goals	n/a n/a
Shorthanded points	1 2016-17
Game-winning goals	3 2016-17
Overtime goals	n/a n/a
Shots on net	201 2016-17
Hits	45 2014-15
Blocked shots	146 2016-17
Takeaways	48 2014-15
Faceoffs	n/a -
Faceoff wins	n/a -



# 6 ADAM LARSSON

## DEFENCE

@AdamLarsson3

ladam\_



SIGNED THROUGH

## 2020-21

Acquired by the Oilers in a trade from New Jersey on June 29, 2016

LED THE OILERS WITH

# 253

HITS DURING THE  
2016-17  
REGULAR SEASON

### 2016-17 HIGHLIGHTS

Scored a career-high four goals in his first season with the Oilers, after registering three goals in 2014-15 and in 2015-16 ... Ranked sixth in the NHL, and fourth among NHL defencemen with 253 hits during the regular season ... Had a season high five shots on net on Jan. 31 vs. Minnesota ... Had a season-high 24:09 in ice-time on Dec. 3 vs. Anaheim ... Had a season-high eight hits on Nov. 17 vs. Los Angeles ... Matched a career-high with three points, all assists, on Jan. 21 at Calgary ... Played a career-high 44:58 at Anaheim on May 5 in the second round of the NHL playoffs ... Had his first career two-goal game and second three-point game (2G, 1A) in the playoffs, on Apr. 26 at Anaheim

### CAREER HIGHLIGHTS

Played with the New Jersey Devils from 2011-16 ... Set career highs in 2014-15 with 24 points and 21 assists in 64 games with the Devils ... Registered his first game-winning goal on Nov. 16, 2013 vs. PIT ... The second shooter for New Jersey in a shootout on Apr. 10 at OTT, unable to score on Robin Lehner - his first and only shootout participation to date in his NHL career ... Tied for second among rookie NHL defencemen with 16 assists in 2011-12 ... Tied a franchise record among first-year defencemen (S. Niedermayer, B. Driver), with points in five straight games (Nov. 19-26) ... Appeared in 67 games with the AHL's Albany Devils over three seasons, posting 40 points ... Played with Skelleftea AIF in the SHL from 2009-11, also appearing in one game in 2008-09, when he was 16 years old ... A finalist for SHL Rookie of the Year in 2010-11, losing out to future NHL defenceman Mattias Ekholm ... Equalled a single-season record for a defenceman under the age of 18 years old in 2009-10, with 17 points, tying a record held by former NY Islanders' defenceman Tomas Jonsson in 1977-78



## THE PLAYERS

# 6 | ADAM LARSSON | D

**BIRTHPLACE:** Skelleftea, Sweden **DOB:** November 12, 1992 **HOMETOWN:** Skelleftea, Sweden

**POSITION:** D **SHOOTS:** R **HEIGHT:** 6'3" **WEIGHT:** 210 lbs

**NHL DRAFT:** New Jersey's first round selection, fourth overall, in 2011 NHL Entry Draft

## LARSSON CAREER STATISTICS

SEASON	TEAM	LEAGUE	REGULAR SEASON						PLAYOFFS					
			GP	G	A	PTS	PIM	+/-	GP	G	A	PTS	PIM	+/-
2007-08	Skelleftea J20	Swe JE	3	0	5	5	6	n/a	-	-	-	-	-	-
2008-09	Skelleftea J20	Swe JE	26	2	7	9	28	n/a	5	0	4	4	2	-
2008-09	Skelleftea AIK	SHL	1	0	0	0	0	0	-	-	-	-	-	-
2008-09	SWE U18	WU18	6	0	2	2	4	4	Finished fifth					
2009-10	Skelleftea J20	Swe JE	1	1	0	1	2	n/a	-	-	-	-	-	-
2009-10	Skelleftea AIK	SHL	49	4	13	17	18	-7	11	0	1	1	31	3
2009-10	SWE U18	WU18	5	2	1	3	12	2	Won silver medal					
2009-10	SWE U20	WJC	6	1	3	4	0	3	Won bronze medal					
2010-11	Skelleftea AIK	SHL	37	1	8	9	41	12	-	-	-	-	-	-
2010-11	SWE U20	WJC	6	1	3	4	4	4	Finished fourth					
2011-12	NEW JERSEY	NHL	65	2	16	18	20	-7	5	1	0	1	4	3
2012-13	NEW JERSEY	NHL	37	0	6	6	12	4	-	-	-	-	-	-
2012-13	Albany	AHL	33	4	15	19	24	-1	-	-	-	-	-	-
2013-14	NEW JERSEY	NHL	26	1	2	3	12	-1	-	-	-	-	-	-
2013-14	Albany	AHL	33	3	16	19	15	6	2	4	0	0	2	-2
2014-15	NEW JERSEY	NHL	64	3	21	24	34	2	-	-	-	-	-	-
2014-15	Albany	AHL	1	0	2	2	0	1	-	-	-	-	-	-
2015-16	NEW JERSEY	NHL	82	3	15	18	77	15	-	-	-	-	-	-
2015-16	Sweden	WHC	8	1	3	4	4	-3	Finished sixth					
2016-17	EDMONTON	NHL	79	4	15	19	55	21	13	2	4	6	4	-4
	NHL CAREER		353	13	75	88	210	34	18	3	4	7	8	-1
	NHL CAREER - EDMONTON		79	4	15	19	55	21	13	2	4	6	4	-4
	AHL CAREER		67	7	33	40	40	2	4	0	0	0	2	-2
	SHL CAREER		87	5	21	26	59	5	28	0	5	5	43	-2
	SWE JE CAREER		30	3	12	15	36	N/A	5	0	4	4	2	n/a



## OILER FIRSTS

**FIRST GP:**  
10/12/16  
EDM 7 vs. CGY 4

**FIRST ASSIST:**  
10/28/16  
EDM 2 @ VAN 0

**FIRST GOAL:**  
11/3/16  
EDM 3 @ NYR 5

**FIRST GOAL DETAILS:**  
vs. Henrik Lundqvist  
@ 8:49 of period 3

## LARSSON NHL MILESTONES

### NHL FIRSTS

First GP:	10/8/11	NJD 0 vs. PHI 3
First Assist:	11/2/11	NJD 3 vs. TOR 5
First Goal:	11/11/11	NJD 1 vs. WSH 3
First Goal details:	vs. Tomas Vokoun @ 13:06 of period 1	

### MOSTS

Goals	1 (13X)	3/4/17	EDM 4 vs. DET 3
Assists	3 (2X)	1/21/17	EDM 7 @ CGY 3
Points	3 (2X)	1/21/17	EDM 7 @ CGY 3 (3A)
Shots on goal	5 (3X)	1/31/17	EDM 2 vs. MIN 5
Penalty minutes	17 (2X)	12/13/15	NJD 0 @ NYI 4
Hat tricks	0		
Multi-point games	5	3/4/17	EDM 4 vs. DET 3 (1G, 1A)

### LONGEST PERSONAL STREAKS

Goals	1 (13X)	3/4/17	TO	3/4/17	(1G)
Assists	4 (1X)	11/19/11	TO	11/25/11	(4A)
Points	5 (1X)	11/19/11	TO	11/26/11	(1G, 4A)

### CAREER HIGHS (ONE SEASON)

Games played	82	2015-16
Goals	4	2016-17
Assists	21	2014-15
Points	24	2014-15
Penalty minutes	77	2015-16
Plus-minus	+21	2016-17
Power play goals	-	-
Power play points	4	2011-12
Shorthanded goals	-	-
Shorthanded points	3	2014-15
Game-winning goals	1	3X (incl. 2015-16)
Overtime goals	1	2015-16
Shots on net	91	2014-15
Hits	253	2016-17
Blocked shots	160	2016-17
Takeaways	28	2016-17
Faceoffs	-	-
Faceoff wins	-	-



# 55 MARK LETESTU

## CENTRE



SIGNED THROUGH

2017-18

Signed as an unrestricted free agent by the Oilers on July 1, 2015

### 2016-17 HIGHLIGHTS

Set a career-high with 16 goals and tied a career-high with 34 points ... Tied for the team lead (with Connor McDavid) with six game-winning goals ... Thirteen of his 16 goals were scored with the Oilers special teams (11 PPG, 2 SHG) ... Led the team with two shorthanded goals and three shorthanded points ... Second on the team with 11 power play goals, which had him tied for 12th in the NHL ... Had two three-point games on Dec. 1 at WPG (2G, 1A) and on Dec. 21 at ARI (1G, 2A), matching his career high for points in a game ... Finished second in team scoring in the playoffs, with 11 points (5G, 6A) ... Tied for second on the team with 33 shots on net in the playoffs

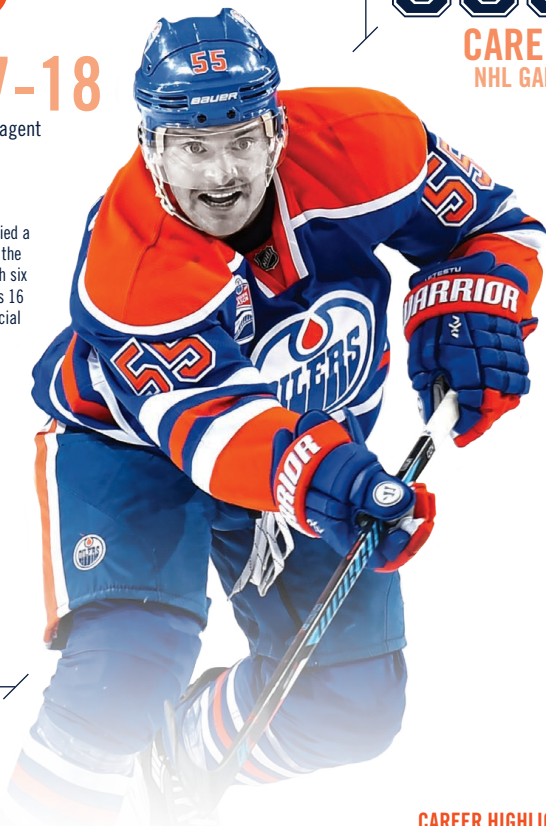


**THIRTEEN OF HIS 16 GOALS WERE ON SPECIAL TEAMS IN 2016-17**

IS TWENTY TWO GAMES FROM REACHING


# 500

CAREER NHL GAMES



### CAREER HIGHLIGHTS

Played his 400th career NHL game on Apr. 9, 2016 at VAN ... Prior to joining the Oilers, he played with Pittsburgh and Columbus ... Finished fourth among NHL forwards in shorthanded TOI/game with 2:41 in 2014-15, while with Columbus ... An alternate captain with Columbus from 2013-15 ... Was one of three Columbus players to appear in all 82 games (Jack Johnson, Ryan Johansen) in 2013-14 ... Recorded a career-best five-game point streak (4G, 2A) from Jan. 10-18, 2015 ... Finished tied for second on the Blue Jackets in scoring, with 27 points in 2012-13 ... Named Pittsburgh's Rookie of the Year and ranked second on the club in game-winning goals (3), in 2010-11 ... Spent one season at Western Michigan (CCHA) and was named CCHA Rookie of the Year in 2006-07 ... Had his number retired by the AHL's Bonnyville Pontiacs, where he played from 2002-06



## THE PLAYERS

# 55 | MARK LETESTU | C

**BIRTHPLACE:** Elk Point, AB **DOB:** February 4, 1985 **HOMETOWN:** Elk Point, AB

**POSITION:** C **SHOOTS:** L **HEIGHT:** 5'10" **WEIGHT:** 195 lbs

**NHL DRAFT:** Signed as an undrafted college free agent by Pittsburgh on Mar. 22, 2007

## LETESTU CAREER STATISTICS

SEASON	TEAM	LEAGUE	REGULAR SEASON						PLAYOFFS					
			GP	G	A	PTS	PIM	+/-	GP	G	A	PTS	PIM	+/-
2002-03	Bonnyville	AJHL	11	7	1	8	0	n/a	-	-	-	-	-	-
2003-04	Bonnyville	AJHL	58	22	27	49	24	n/a	5	3	1	4	6	n/a
2004-05	Bonnyville	AJHL	63	39	47	86	32	n/a	-	-	-	-	-	-
2005-06	Bonnyville	AJHL	58	50	55	105	59	n/a	-	-	-	-	-	-
2006-07	W. Michigan	CCHA	37	24	22	46	14	8	-	-	-	-	-	-
2006-07	Wilkes-Barre	AHL	3	0	0	0	0	-1	2	0	0	0	2	9
2007-08	Wheeling	ECHL	6	1	2	3	4	0	-	-	-	-	-	-
2007-08	Wilkes-Barre	AHL	52	6	12	18	28	-2	13	0	3	3	0	1
2008-09	Wilkes-Barre	AHL	73	24	37	61	6	12	12	2	8	10	4	2
2009-10	PITTSBURGH	NHL	10	1	0	1	2	-2	4	0	1	1	0	0
2009-10	Wilkes-Barre	AHL	63	21	34	55	21	21	4	0	3	3	0	-3
2010-11	PITTSBURGH	NHL	64	14	13	27	13	4	7	0	1	1	0	-2
2011-12	PITTSBURGH	NHL	11	0	1	1	2	6	-	-	-	-	-	-
2011-12	COLUMBUS	NHL	51	11	13	24	6	-3	-	-	-	-	-	-
2012-13	COLUMBUS	NHL	46	13	14	27	10	7	-	-	-	-	-	-
2012-13	Almtuna IS	SEL	7	4	0	4	2	2	-	-	-	-	-	-
2013-14	COLUMBUS	NHL	82	12	22	34	20	1	6	1	1	2	0	-2
2014-15	COLUMBUS	NHL	54	7	6	13	0	-9	-	-	-	-	-	-
2015-16	EDMONTON	NHL	82	10	15	25	10	-21	-	-	-	-	-	-
2016-17	EDMONTON	NHL	78	16	19	35	17	-2	13	5	6	11	2	-4
	<b>NHL CAREER</b>		<b>478</b>	<b>84</b>	<b>103</b>	<b>187</b>	<b>80</b>	<b>-31</b>	<b>30</b>	<b>6</b>	<b>9</b>	<b>15</b>	<b>2</b>	<b>-31</b>
	<b>NHL CAREER - EDMONTON</b>		<b>160</b>	<b>26</b>	<b>34</b>	<b>60</b>	<b>27</b>	<b>-23</b>	<b>13</b>	<b>5</b>	<b>6</b>	<b>11</b>	<b>2</b>	<b>-4</b>
	<b>AHL CAREER</b>		<b>191</b>	<b>51</b>	<b>83</b>	<b>134</b>	<b>55</b>	<b>30</b>	<b>31</b>	<b>2</b>	<b>14</b>	<b>16</b>	<b>6</b>	<b>1</b>
	<b>NCAA CAREER</b>		<b>37</b>	<b>24</b>	<b>22</b>	<b>46</b>	<b>14</b>	<b>8</b>	<b>-</b>	<b>-</b>	<b>-</b>	<b>-</b>	<b>-</b>	<b>-</b>
	<b>AJHL CAREER</b>		<b>190</b>	<b>118</b>	<b>130</b>	<b>248</b>	<b>115</b>	<b>n/a</b>	<b>9</b>	<b>3</b>	<b>5</b>	<b>8</b>	<b>8</b>	<b>n/a</b>



## OILER FIRSTS

**FIRST GP:**

10/8/15  
EDM 1 at STL 3

**FIRST ASSIST:**

10/18/15  
EDM 2 at VAN 1 (OT)

**FIRST GOAL:**

10/21/15  
EDM 3 vs. DET 1

**FIRST GOAL DETAILS:**

vs. Petr Mrazek  
@ 12:32 of period 1

## LETESTU NHL MILESTONES

### NHL FIRSTS

DATE	GAME
First GP:	11/14/09 PIT 6 Vs. BOS 5
First Assist:	10/15/10 PIT 3 Vs. NYI 2
First Goal:	2/1/10 PIT 5 Vs. BUF 4
First Goal details:	vs. Ryan Miller @ 0:47 of period 1

### MOSTS

		MOST RECENTLY
Goals	2 (8X)	12/11/16 EDM 3 Vs. WPG 2
Assists	2 (7X)	12/21/16 EDM 3 @ ARI 2
Points	3 (4X)	12/21/16 EDM 3 @ ARI 2
Shots on goal	7 (1X)	2/26/11 PIT 6 @ TOR 5
Penalty minutes	7 (1X)	12/21/16 EDM 3 @ ARI 2
Hat tricks	0	
Multi-point games	27	2/14/17 EDM 5 Vs. ARI 2

### LONGEST PERSONAL STREAKS

Goals	3 (3X)	4/6/15 TO	4/9/14 (3G)
Assists	4 (1X)	2/26/13 TO	3/5/13 (5A)
Points	5 (1X)	1/10/14 TO	1/18/14 (4G, 2A)

### CAREER HIGHS (ONE SEASON)

Games played	82	2015-16, 2013-14
Goals	16	2016-17
Assists	22	2013-14
Points	35	2016-17
Penalty minutes	20	2013-14
Plus-minus	+7	2012-13
Power play goals	11	2016-17
Power play points	14	2016-17
Shorthanded goals	2	3X (incl. 2016-17)
Shorthanded points	3	3X (incl. 2016-17)
Game-winning goals	6	2016-17
Overtime goals	1	2016-17, 2012-13
Shots on net	128	2010-11
Hits	72	2016-17
Blocked shots	16	2016-17
Takeaways	34	2016-17
Faceoffs	1162	2015-16
Faceoff wins	596	2015-16



# 27 MILAN LUCIC

## LEFT WING

@27MilanLucic

REGISTERED HIS  
**400<sup>TH</sup>**

CAREER NHL POINT  
AND 1ST GOAL AS  
AN OILER ON  
OCT. 16, 2016  
VS BUFFALO



SIGNED  
THROUGH

**2022-23**

Signed as an unrestricted free agent  
by the Oilers on July 1, 2016



AN ALTERNATE  
CAPTAIN WITH  
THE OILERS

### 2016-17 HIGHLIGHTS

One of six Oilers to appear in all 82 games of the regular season ... Led the Oilers with 12 power play goals, tied for eighth in the NHL, and third on the team with 27 power play points ... Ranked second on the team with 202 hits ... Registered his third career hat trick, a natural hat trick, on Apr. 6 in San Jose ... Had a season-high 20:49 in ice time on Apr. 1 vs. Anaheim ... Had a season high six-game point scoring streak from Nov. 21 – Dec. 2 (2G, 8A-10PTS) ... Made his Oilers debut on Oct. 12 vs. Calgary, and registered his first two points as an Oiler in his second game on Oct. 14 in Calgary (two assists)



WON A  
**STANLEY CUP**  
WITH BOSTON IN 2011



### CAREER HIGHLIGHTS

Played with the Boston Bruins from 2008-2014, before joining Los Angeles in a trade for the 2014-16 season ... Finished third on the team in scoring with 44 points (18G, 26A) (2014-15) ... Scored his 100th NHL goal, Oct. 14, 2013 vs. DET ... Co-led Boston in scoring in 2010-11, with 62 points, tied for the fifth-best plus/minus in the NHL at +28 ... Was one of two players in the NHL with 30-or-more goals and 100-plus penalty minutes in 2010-11, with ANA's Corey Perry ... Played in the Young Stars Game during the NHL's All-Star Weekend in 2008-09 ... Won 2006 WHL Championship with the Vancouver Giants, reaching the Memorial Cup ... Captained Canada's National Junior Team for the Canada-Russia Super Series in August/September 2007, helping Canada win the series (7W, 1T)



**27 | MILAN LUCIC | LW****BIRTHPLACE:** Vancouver, BC **DOB:** June 7, 1988 **HOMETOWN:** Vancouver, BC**POSITION:** LW **SHOOTS:** L **HEIGHT:** 6'3" **WEIGHT:** 236 lbs**NHL DRAFT:** Boston's second round selection, 50th overall, in the 2006 NHL Draft**LUCIC CAREER STATISTICS**

SEASON	TEAM	LEAGUE	REGULAR SEASON						PLAYOFFS					
			GP	G	A	PTS	PIM	+/-	GP	G	A	PTS	PIM	+/-
2004-05	Coquitlam	BCHL	50	9	14	23	100	n/a	6	1	5	6	7	n/a
2004-05	Vancouver	WHL	1	0	0	0	2	0	2	0	0	0	0	-1
2005-06	Vancouver	WHL	62	9	10	19	149	4	18	3	4	7	23	7
2005-06	Vancouver	Mem Cup	5	0	0	0	15	-3	Finished third overall					
2006-07	Vancouver	WHL	70	30	38	68	147	32	22	7	12	19	26	12
2006-07	Vancouver	Mem Cup	5	2	5	7	12	6	Won the Memorial Cup					
2007-08	CAN U20	CRSS	8	0	3	3	14	n/a	Won series 7-0-1					
2007-08	BOSTON	NHL	77	8	19	27	89	-2	7	2	0	2	4	-1
2008-09	BOSTON	NHL	72	17	25	42	136	17	10	3	6	9	43	12
2009-10	BOSTON	NHL	50	9	11	20	44	-7	13	5	4	9	19	1
2010-11	BOSTON	NHL	79	30	32	62	121	28	25	5	7	12	63	11
2011-12	BOSTON	NHL	81	26	35	61	135	7	7	0	3	3	8	2
2012-13	BOSTON	NHL	46	7	20	27	75	8	22	7	12	19	14	12
2013-14	BOSTON	NHL	80	24	35	59	91	30	12	4	3	7	4	3
2014-15	BOSTON	NHL	81	18	26	44	81	13	-	-	-	-	-	-
2015-16	LOS ANGELES	NHL	81	20	35	55	79	26	5	0	3	3	4	-2
2016-17	EDMONTON	NHL	82	23	27	50	50	-3	13	2	4	6	20	-5
<b>NHL CAREER</b>			<b>729</b>	<b>182</b>	<b>265</b>	<b>447</b>	<b>901</b>	<b>117</b>	<b>114</b>	<b>28</b>	<b>42</b>	<b>70</b>	<b>179</b>	<b>33</b>
<b>NHL CAREER - EDMONTON</b>			<b>82</b>	<b>23</b>	<b>27</b>	<b>50</b>	<b>50</b>	<b>-3</b>	<b>13</b>	<b>2</b>	<b>4</b>	<b>6</b>	<b>20</b>	<b>-5</b>
<b>WHL CAREER</b>			<b>133</b>	<b>39</b>	<b>48</b>	<b>87</b>	<b>298</b>	<b>36</b>	<b>42</b>	<b>10</b>	<b>16</b>	<b>26</b>	<b>49</b>	<b>18</b>
<b>BCHL CAREER</b>			<b>50</b>	<b>9</b>	<b>14</b>	<b>23</b>	<b>100</b>	<b>0</b>	<b>6</b>	<b>1</b>	<b>5</b>	<b>6</b>	<b>7</b>	<b>n/a</b>

**OILER FIRSTS****FIRST GP:**  
10/12/16  
EDM 7 vs. CGY 4**FIRST ASSIST:**  
10/14/16  
EDM 5 @ CGY 3 (2A)**FIRST GOAL:**  
10/16/16  
EDM 2 vs. BUF 6 (1G)**FIRST GOAL DETAILS:**  
vs. Robin Lehner  
@ 19:00 of period 1**LUCIC NHL MILESTONES****NHL FIRSTS**

First GP:	DATE	GAME
First Assist:	10/5/07	BOS 1 @ DAL 4
First Goal:	10/12/10	BOS 8 @ LAK 6
First Goal details:	10/12/10	BOS 8 @ LAK 6
		vs. Jonathan Bernier @ 15:19 of period 3

**MOSTS**

Goals	3 (3X)	4/6/17	EDM 4 @ SJS 2
Assists	3 (6X)	11/23/16	EDM 6 @ COL 3
Points	4 (2X)	11/23/16	EDM 6 @ COL 3
Shots on goal	7 (2X)	11/27/16	EDM 1 Vs. ARI 2
Penalty minutes	22 (1X)	12/23/10	BOS 4 vs. ATL 1
Hat tricks	3	4/6/17	EDM 4 @ SJS 2
Multi-point games	83	4/6/17	EDM 4 @ SJS 2

**LONGEST PERSONAL STREAKS**

Goals	5 (1X)	10/29/11 TO 11/10/11	(6G)
Assists	5 (2X)	3/3/16 TO 3/12/16	(5A)
Points	9 (1X)	4/5/10 TO 10/21/10	(4G, 6A)

**CAREER HIGHS (ONE SEASON)**

Games played	82	2016-17
Goals	30	2010-11
Assists	35	2013-14, 2015-16
Points	62	2010-11
Penalty minutes	136	2008-09
Plus-minus	+30	2013-14
Power play goals	12	2016-17
Power play points	25	2016-17
Shorthanded goals	n/a	-
Shorthanded points	n/a	-
Game-winning goals	7	2010-11
Overtime goals	1	2013-14
Shots on net	175	2016-17
Hits	262	2008-09
Blocked shots	33	2008-09
Takeaways	33	2008-09, 2013-14
Faceoffs	131	2013-14
Faceoff wins	62	2013-14



# 19

## PATRICK MAROON

### LEFT WING



SIGNED THROUGH

2017-18

Acquired from Anaheim Feb. 29, 2016



@patmaroon

patmaroon

REGISTERED HIS  
**100<sup>TH</sup>**

CAREER NHL POINT  
IN PITTSBURGH ON  
NOV. 3, 2016

#### 2016-17 HIGHLIGHTS

Scored a career-high 27 goals and 42 points this season ... Ranked third on the team in goals (27), game-winning goals (5) and second in penalty minutes (95) ... Had nine multiple-point games ... Posted two three-game scoring streaks, from Nov. 8-13 (2G, 2A-4PTS) and from Dec. 1-4 (2G, 1A-3PTS) ... Had a season-high eight shots on net on Feb. 14 vs. ARI... Registered his first career hat trick on Jan. 5 at BOS, matching his career high of three points in a game ... Had two assist games twice during the NHL playoffs, on Apr. 26 at ANA and on May 3 vs. ANA




REGISTERED HIS  
FIRST CAREER  
HAT TRICK ON  
JAN. 5 AT BOSTON

#### CAREER HIGHLIGHTS

In 97 regular season games since joining the Oilers, he has 56 points (35G, 21A) ... Acquired from Anaheim in exchange for D Martin Gernat and a 4th round pick in 2016 on Feb. 29, 2016 ... Played for Anaheim and the Philadelphia organization prior to the Oilers ... His first career NHL assist came on Teemu Selanne's goal in the regular season finale for Anaheim, on Apr. 27 vs. PHX ... Named the AHL's Norfolk Admirals Player of the Year in 2012-13 ... Played in 353 games in the AHL over five seasons, with Philadelphia, Adirondack, Syracuse and Norfolk ... Played for the U.S. at the 2016 World Hockey Championship ... Led the United States men's national inline hockey team to a gold medal performance at the 2010 IIHF InLine Hockey World Championship ... Played one season with the OHL's London Knights, in 2007-08 ... Helped St. Louis capture the 2007 NAHL Championship, while being named the league's Most Valuable Player





## THE PLAYERS

## 19 | PATRICK MAROON | LW

BIRTHPLACE: St. Louis, MO DOB: April 23, 1988 HOMETOWN: St. Louis, MO

POSITION: LW SHOOTS: L HEIGHT: 6'3" WEIGHT: 225 lbs

NHL DRAFT: Philadelphia's sixth round selection, 161st overall, in the 2007 NHL Draft

## MAROON CAREER STATISTICS

SEASON	TEAM	LEAGUE	REGULAR SEASON						PLAYOFFS					
			GP	G	A	PTS	PIM	+/-	GP	G	A	PTS	PIM	+/-
2005-06	Texarkana	NAHL	57	23	37	60	61	n/a	8	3	1	4	22	n/a
2006-07	St. Louis	NAHL	57	40	55	95	152	n/a	12	10	13	23	12	n/a
2007-08	London	OHL	64	35	55	90	57	13	5	0	1	1	10	-2
2007-08	Philadelphia	AHL	1	0	0	0	0	-2	-	-	-	-	-	-
2008-09	Philadelphia	AHL	80	23	31	54	62	2	4	1	2	3	13	1
2009-10	Adirondack	AHL	67	11	33	44	125	-15	-	-	-	-	-	-
2010-11	Adirondack	AHL	9	5	3	8	30	-1	-	-	-	-	-	-
2010-11	Syracuse	AHL	57	21	27	48	68	6	-	-	-	-	-	-
2011-12	ANAHEIM	NHL	2	0	0	0	2	0	-	-	-	-	-	-
2011-12	Syracuse	AHL	75	32	42	74	120	17	4	0	0	0	4	-4
2012-13	ANAHEIM	NHL	13	2	1	3	10	-1	-	-	-	-	-	-
2012-13	Norfolk	AHL	64	26	24	50	139	0	-	-	-	-	-	-
2013-14	ANAHEIM	NHL	62	11	18	29	101	11	13	2	5	7	38	-2
2014-15	ANAHEIM	NHL	71	9	25	34	82	-5	16	7	4	11	6	4
2015-16	ANAHEIM	NHL	56	4	9	13	54	-13	-	-	-	-	-	-
2015-16	EDMONTON	NHL	16	8	6	14	34	6	-	-	-	-	-	-
2015-16	USA	WHC	10	1	2	3	12	-1	Finished fourth overall					
2016-17	EDMONTON	NHL	81	27	15	42	95	13	13	3	5	8	28	2
	NHL CAREER		301	61	74	135	378	11	42	12	14	26	72	0
	NHL CAREER - EDMONTON		97	35	21	56	129	19	13	3	5	8	28	2
	AHL CAREER		353	118	160	278	544	7	8	1	2	3	17	-3
	OHL CAREER		64	35	55	90	57	13	5	0	1	1	10	-2
	NAHL CAREER		114	63	92	155	213	n/a	20	13	14	27	34	0



## OILER FIRSTS

FIRST GP:  
3/3/16  
EDM 4 @ PHI 0FIRST ASSIST:  
3/4/16  
EDM 3 @ CBJ 6FIRST GOAL:  
3/3/16  
EDM 4 @ PHI 0FIRST GOAL DETAILS:  
vs. Michal Neuvirth  
@ 16:11 of period 2

## MAROON NHL MILESTONES

## NHL FIRSTS

DATE GAME  
 First GP: 25/10/11 ANA 2 @ CHI 3  
 First Assist: 4/27/13 ANA 3 Vs. ARI 5  
 First Goal: 2/16/13 ANA 3 @ NSH 2  
 First Goal details: vs. Pekka Rinne @ 16:08 of period 2

## MOSTS

GOALS 3 (1X) 1/5/17 EDM 4 @ BOS 3  
 ASSISTS 2 (10X) 3/22/17 EDM 3 @ ANA 4  
 POINTS 3 (3X) 1/5/17 EDM 4 @ BOS 3  
 SHOTS ON GOAL 8 (2X) 2/14/17 EDM 5 Vs. ARI 2  
 PENALTY MINUTES 12 (1X) 3/12/16 EDM 0 Vs. ARI 4  
 HAT TRICKS 1 1/5/17 EDM 4 @ BOS 3  
 MULTI-POINT GAMES 25 3/30/17 EDM 3 Vs. SJS 2

## LONGEST PERSONAL STREAKS

GOALS 3 (1X) 1/21/15 TO 1/29/15 (3G)  
 ASSISTS 5 (1X) 3/23/14 TO 3/31/14 (6A)  
 POINTS 6 (1X) 1/16/15 TO 1/30/15 (4G, 4A)

## CAREER HIGHS (ONE SEASON)

GAMES PLAYED 81 2016-17  
 GOALS 27 2016-17  
 ASSISTS 25 2014-15  
 POINTS 42 2016-17  
 PENALTY MINUTES 101 2013-14  
 PLUS-MINUS +13 2016-17  
 POWER PLAY GOALS 5 2015-16  
 POWER PLAY POINTS 8 2015-16  
 SHORTHANDED GOALS n/a -  
 SHORTHANDED POINTS n/a -  
 GAME-WINNING GOALS 5 2016-17  
 OVERTIME GOALS n/a -  
 SHOTS ON NET 178 2016-17  
 HITS 189 2016-17  
 BLOCKED SHOTS 23 2016-17  
 TAKEAWAYS 33 2016-17  
 FACEOFFS 36 2015-16  
 FACEOFF WINS 17 2015-16



97

# CONNOR McDAVID

## CENTRE

cmcdavid97

mcdavid97

SIGNED  
THROUGH

2025-26

Edmonton's first round selection,  
1st overall, in the 2015 NHL Draft

### 2016-17 HIGHLIGHTS

Led the NHL in scoring with 100 points (30G, 70A) in 82 games, winning his first Art Ross Trophy; Also led the league with 70 assists ... Won the Hart Trophy, awarded to the players judged to be the most valuable to his team, the third youngest player to win this award in NHL history ... Also won the Ted Lindsay Award, which goes to the "most outstanding player" in the NHL, as voted by the members of the NHLPA, also the third youngest player in NHL history ... Led or co-led the NHL in scoring from Nov. 22 through to the end of the season


100 POINTS 70 ASSISTS  
MOST VALUABLE HIS TEAM  
MOST OUTSTANDING PLAYER

WON THE HART AND ART ROSS  
TROPHIES, AS WELL AS THE TED  
LINDSAY AWARD IN 2016-17




REGISTERED HIS  
FIRST CAREER  
NHL HAT TRICK ON  
NOV. 19 IN DALLAS

NAMED TEAM CAPTAIN  
PRIOR TO THE 2016-17  
SEASON, BECOMING THE  
YOUNGEST CAPTAIN  
IN NHL HISTORY (19  
YEARS, 166 DAYS)



### CAREER HIGHLIGHTS

Captained Team North America at the 2016 World Cup of Hockey ... Led all NHL rookies in points per game (1.07) in 2015-16, ranking fourth overall in the NHL ... Won gold with Canada at the 2016 IIHF World Hockey Championship and the 2015 World Junior Hockey Championship in Montreal/Toronto ... Was only the sixth 16-year-old all-time to earn a roster spot for Canada's National Junior Team in 2013-14, and first since Sidney Crosby at the 2004 WJHC ... Helped Canada win gold at the 2013 U18 World Men's Championship in Sochi, Russia, leading the team and tournament in scoring as a double underaged player (15 years old) ... Played with the OHL's Erie Otters from 2012-15, the third player to be granted 'exceptional player' status by Hockey Canada, after John Tavares and Aaron Ekblad

**97 | CONNOR McDAVID | C****BIRTHPLACE:** Richmond Hill, ON **DOB:** January 13, 1997 **HOMETOWN:** Newmarket, ON**POSITION:** C **SHOOTS:** L **HEIGHT:** 6'1" **WEIGHT:** 192 lbs**NHL DRAFT:** Edmonton's first round selection, 1st overall, in the 2015 NHL Draft**McDAVID CAREER STATISTICS**

SEASON	TEAM	LEAGUE	REGULAR SEASON						PLAYOFFS					
			GP	G	A	PTS	PIM	+/-	GP	G	A	PTS	PIM	+/-
2012-13	Erie	OHL	63	25	41	66	36	-24	-	-	-	-	-	-
2012-13	CAN U18	WU18	7	8	6	14	2	8	Won Gold medal					
2013-14	Erie	OHL	56	28	71	99	20	47	14	4	15	19	2	-1
2013-14	CAN U20	WJHC	7	1	3	4	4	0	Finished in fourth place					
2014-15	Erie	OHL	47	44	76	120	48	60	20	21	28	49	12	12
2014-15	CAN U20	WJHC	7	3	8	11	0	8	Won Gold medal					
2015-16	EDMONTON	NHL	45	16	32	48	18	-1	-	-	-	-	-	-
2015-16	CANADA	WHC	10	1	8	9	6	3	Won Gold medal					
2016-17	North America	WCOH	3	0	3	3	4	1	Finished fifth overall					
2016-17	EDMONTON	NHL	82	30	70	100	26	27	13	5	4	9	2	3
	<b>NHL CAREER</b>		<b>127</b>	<b>46</b>	<b>102</b>	<b>148</b>	<b>44</b>	<b>26</b>	<b>13</b>	<b>5</b>	<b>4</b>	<b>9</b>	<b>2</b>	<b>3</b>
	<b>OHL CAREER</b>		<b>166</b>	<b>97</b>	<b>188</b>	<b>285</b>	<b>104</b>	<b>83</b>	<b>34</b>	<b>25</b>	<b>43</b>	<b>68</b>	<b>14</b>	<b>11</b>

**OILER FIRSTS****FIRST GP:**  
10/8/15  
EDM 1 @ STL 3**FIRST ASSIST:**  
10/17/15  
EDM 5 @ CGY 2**FIRST GOAL:**  
10/13/15  
EDM 2 @ DAL 4**FIRST GOAL DETAILS:**  
vs. Kari Lehtonen  
@ 12:18 of period 2**McDAVID NHL MILESTONES****NHL FIRSTS**

	DATE	GAME
First GP:	10/8/15	EDM 1 @ STL 3
First Assist:	10/17/15	EDM 5 @ CGY 2
First Goal:	10/13/15	EDM 2 @ DAL 4
First Goal details:	vs. Kari Lehtonen @ 12:18 of period 2	

**MOSTS**

		DATE	GAME
Goals	3 (1X)	11/19/16	EDM 5 @ DAL 2
Assists	3 (4X)	3/16/17	EDM 7 vs. BOS 4
Points	5 (1X)	2/11/16	EDM 5 vs. TOR 2 (2G, 3A)
Shots on goal	9 (1X)	3/10/17	EDM 2 vs. PIT 3 (SO)
Penalty minutes	2 (22X)	3/22/17	EDM 3 @ ANA 4
Hat tricks	1 (1X)	11/19/16	EDM 5 @ DAL 2
Multi-point games	42	4/9/17	EDM 5 vs. VAN 2 (2A)

**LONGEST PERSONAL STREAKS**

Goals	3 (1X)	3/28/17	TO 4/1/17	(3G)
Assists	7 (1X)	3/14/16	TO 3/26/16	(9A)
Points	<b>ONGOING</b>	3/14/17	TO 4/9/17	(7G, 18A)

**CAREER HIGHS (ONE SEASON)**

Games played	82	2016-17
Goals	30	2016-17
Assists	70	2016-17
Points	100	2016-17
Penalty minutes	26	2016-17
Plus-minus	+27	2016-17
Power play goals	3	2016-17, 2015-16
Power play points	27	2016-17
Shorthanded goals	1	2016-17
Shorthanded points	2	2016-17
Game-winning goals	6	2016-17
Overtime goals	1	2016-17, 2015-16
Shots on net	251	2016-17
Hits	34	2016-17
Blocked shots	29	2016-17
Takeaways	76	2016-17
Faceoffs	1,268	2016-17
Faceoff wins	556	2016-17



93

# RYAN NUGENT-HOPKINS

CENTRE

@rn\_h\_93

SIGNED  
THROUGH

2020-21

Edmonton's first round, first overall,  
in the 2011 NHL Draft

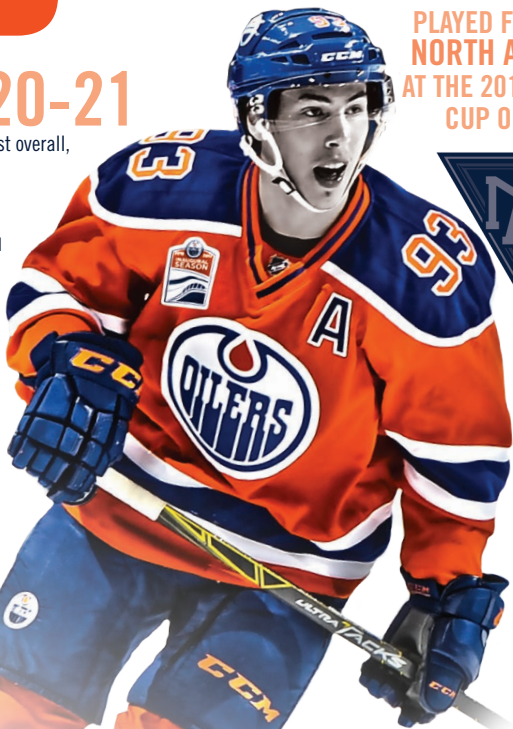
## 2016-17 HIGHLIGHTS

One of six Oilers to appear in all 82 games of the regular season ... Had four game-winning goals, including one overtime goal ... One of only four Oilers to reach 200 shots on net ... Ranked third on the team with 48 takeaways ... Led the team in faceoffs (1,268) and faceoff wins (556) ... Had four takeaways on Apr. 14 in Game 2 of the first round vs. San Jose ... Won 12/19 faceoffs (63.1%) in Game 6 of the conference semi-finals vs. Anaheim, on May 7 ... Represented Team North America at the 2016 World Cup of Hockey

1


SCORED A  
GOAL  
IN HIS FIRST  
NHL GAME,  
ON OCT. 9 VS  
PITTSBURGH

PLAYED FOR TEAM  
NORTH AMERICA  
AT THE 2016 WORLD  
CUP OF HOCKEY



## CAREER HIGHLIGHTS

Represented Oilers at 2015 NHL All Star Game ... Scored his second career hat trick and posted four points (3G, 1A) on Mar. 8, 2015 at CAR ... Posted career highs in points (56), assists (37), power play goals (6), shots (178) and tied a career high in goals (19) in 2013-14 ... A finalist for the Calder Memorial Trophy in 2011-12 ... In his rookie season, 2011-12, he finished the season tied for 1st in NHL rookie scoring and 3rd in team scoring ... Posted 5 assists on Nov. 19, 2011 vs. CHI (1st rookie since John Tavares to record 5 points and 1st 18-year-old in NHL history to record 5 assists) ... Played for Team Canada at the 2013 World Junior Hockey Championship, where he served as the captain ... Won a gold medal with Canada's National Under-18 Team at the 2010 Ivan Hlinka Memorial Tournament in which he served as an alternate captain on the team ... Played two seasons with the WHL's Red Deer Rebels ... Named to 2010-11 WHL East First All-Star Team ... Led Red Deer in scoring in 2010-11 ... Named the WHL Rookie of the Year in the WHL in 2009-10



# 93 | RYAN NUGENT-HOPKINS | C

**BIRTHPLACE:** Burnaby, BC **DOB:** April 13, 1993 **HOMETOWN:** Burnaby, BC

**POSITION:** C **SHOOTS:** L **HEIGHT:** 6'0" **WEIGHT:** 191 lbs

**NHL DRAFT:** Edmonton's first round selection, first overall, in the 2011 NHL Draft

## NUGENT-HOPKINS CAREER STATISTICS

SEASON	TEAM	LEAGUE	REGULAR SEASON						PLAYOFFS					
			GP	G	A	PTS	PIM	+/-	GP	G	A	PTS	PIM	+/-
2008-09	Red Deer	WHL	5	2	4	6	0	-6	-	-	-	-	-	-
2009-10	Red Deer	WHL	67	24	41	65	28	-4	4	0	2	2	0	-2
2010-11	CAN U18	HLINKA	5	5	2	7	6	8	Won gold medal					
2010-11	Red Deer	WHL	69	31	75	106	51	30	9	4	7	11	6	-3
2011-12	EDMONTON	NHL	62	18	34	52	16	-2	-	-	-	-	-	-
2011-12	Canada	WHC	8	4	2	6	4	2	Finished fifth overall					
2012-13	EDMONTON	NHL	40	4	20	24	8	3	-	-	-	-	-	-
2012-13	Oklahoma City	AHL	19	8	12	20	6	7	-	-	-	-	-	-
2012-13	CAN U20	WJC	6	4	11	15	4	6	-	-	-	-	-	-
2013-14	EDMONTON	NHL	80	19	37	56	26	-12	-	-	-	-	-	-
2014-15	EDMONTON	NHL	76	24	32	56	25	-12	-	-	-	-	-	-
2015-16	EDMONTON	NHL	55	12	22	34	18	-9	-	-	-	-	-	-
2016-17	North America	WCOH	3	1	2	3	2	1	Finished fifth overall					
2016-17	EDMONTON	NHL	82	18	25	43	29	-10	13	0	4	4	2	-3
<b>NHL CAREER</b>			<b>395</b>	<b>95</b>	<b>170</b>	<b>265</b>	<b>122</b>	<b>-42</b>	<b>13</b>	<b>0</b>	<b>4</b>	<b>4</b>	<b>2</b>	<b>-3</b>
<b>AHL TOTALS</b>			<b>19</b>	<b>8</b>	<b>12</b>	<b>20</b>	<b>6</b>	<b>7</b>	-	-	-	-	-	-
<b>WHL TOTALS</b>			<b>141</b>	<b>57</b>	<b>120</b>	<b>177</b>	<b>79</b>	<b>20</b>	<b>13</b>	<b>4</b>	<b>9</b>	<b>13</b>	<b>6</b>	<b>-5</b>



### OILER FIRSTS

**FIRST GP:**  
10/9/11  
EDM 2 vs. PIT 1

**FIRST ASSIST:**  
10/17/11  
EDM 3 vs. NSH 1

**FIRST GOAL:**  
10/9/11  
EDM 2 vs. PIT 1

**FIRST GOAL DETAILS:**  
vs. Brent Johnson  
@ 15:05 of period 3

## NUGENT-HOPKINS NHL MILESTONES

### NHL FIRSTS

First GP:	10/9/11	EDM 2 vs. PIT 1
First Assist:	10/17/11	EDM 3 vs. NSH 1
First Goal:	10/9/11	EDM 2 vs. PIT 1
First Goal details:	vs. Brent Johnson @ 15:05 of period 3	

### MOSTS

Goals	3 (2X)	3/8/15	EDM 4 @ CAR 7
Assists	5 (1X)	11/19/11	EDM 9 vs. CHI 2
Points	5 (1X)	11/19/11	EDM 9 vs. CHI 2 (5A)
Shots on goal	8 (1X)	4/22/14	EDM 4 @ VAN 5 (SO)
Penalty minutes	7 (1X)	2/11/17	EDM 1 vs. CHI 5
Hat tricks	2	3/8/15	EDM 4 @ CAR 7
Multi-point games	56	4/4/17	EDM @ LAK

### LONGEST PERSONAL STREAKS

Goals	3 (2X)	3/18/15	TO 3/23/15	(4G)
Assists	3 (8X)	3/23/17	TO 3/28/17	(4A)
Points	6 (1X)	11/28/11	TO 12/9/11	(3G, 5A)

### CAREER HIGHS (ONE SEASON)

Games played	82	2016-17
Goals	24	2014-15
Assists	37	2013-14
Points	56	2014-15, 2013-14
Penalty minutes	29	2016-17
Plus-minus	+3	2012-13
Power play goals	6	2013-14
Power play points	23	2011-12
Shorthanded goals	n/a	-
Shorthanded points	1	2014-15
Game-winning goals	4	2016-17, 2013-14
Overtime goals	1	3X (incl. 2016-17)
Shots on net	200	2016-17
Hits	92	2014-15
Blocked shots	37	2014-15
Takeaways	63	2013-14
Faceoffs	1356	2014-15
Faceoff wins	620	2014-15



25

# DARNELL NURSE

## DEFENCE

@drtwofive

drtwofive

SIGNED  
THROUGH

2017-18

Edmonton's first round selection, 7th overall, in the 2013 NHL Draft

### 2016-17 HIGHLIGHTS

Appeared in 44 games, posting 11 points (5G, 6A) and 33 penalty minutes ... Scored a career-high five goals, despite missing almost half of the season because of an injury ... Posted the first two multiple point games of his NHL career with two points vs. Boston on Mar. 16 and at Los Angeles on Apr. 4 ... Had a season high five hits in four games, and four hits in six games ... Returned to action on Feb. 26 at Nashville ... Missed 37 games due to a lower body injury ... Had a personal playoff high 29:44 of ice-time on May 5 at Anaheim ... Had a season-high six hits on May 10 at Anaheim and on Apr. 30 vs. Anaheim



**NAMED THE OHL  
SCHOLASTIC  
PLAYER OF  
THE YEAR IN  
2013**

HAD A SEASON  
AND TEAM  
HIGH +4

PLUS-MINUS  
RATING  
ON MAR. 14  
VS DAL



### CAREER HIGHLIGHTS

Ranked second on the Oilers, while leading the defenceman in hits (160), in his rookie season in 2015-16 ... Ranked second on the team with 103 blocked shots ... Had a career-high in ice-time (25:56) on Dec. 21, 2015 vs. WPG ... Started the 2015-16 season with Bakersfield (AHL), appearing in nine games, posting two assists, before being recalled to Edmonton ... Appeared in his first two NHL games with Edmonton in 2014-15, before being assigned to Sault Ste. Marie (OHL) ... Won gold with Canada at the 2015 World Junior Hockey Championship in Montreal/ Toronto ... Helped Canada's National Under-18 Team capture the 2012 Ivan Hlinka Memorial ... Won a bronze medal with Canada at the 2012 U\* World Hockey Championship ... Son of former CFL wide receiver Richard Nurse ... Also the nephew of former NFL quarterback Donovan McNabb ... His sister Kia plays basketball with Canada's National Team and the Connecticut Huskies



**25 | DARNELL NURSE | D****BIRTHPLACE:** Hamilton, ON **DOB:** February 4, 1995 **HOMETOWN:** Hamilton, ON**POSITION:** D **SHOOTS:** L **HEIGHT:** 6'4" **WEIGHT:** 221 lbs**NHL DRAFT:** Edmonton's first round selection, seventh overall, in the 2011 NHL Draft**NURSE CAREER STATISTICS**

SEASON	TEAM	LEAGUE	REGULAR SEASON						PLAYOFFS					
			GP	G	A	PTS	PIM	+/-	GP	G	A	PTS	PIM	+/-
2010-11	St. Michael's	OJHL	2	0	0	0	4	-	-	-	-	-	-	-
2011-12	Sault Ste. Marie	OHL	53	1	9	10	61	-15	-	-	-	-	-	-
2011-12	CAN U18	WU18	7	0	0	0	14	4	Won a bronze medal					
2012-13	CAN U18	HLINKA	5	0	0	0	4	2	Won a gold medal					
2012-13	Sault Ste. Marie	OHL	68	12	29	41	116	15	6	1	3	4	6	-1
2013-14	Sault Ste. Marie	OHL	64	13	37	50	91	1	9	3	5	8	12	-2
2013-14	Oklahoma City	AHL	4	0	1	1	0	-1	3	0	1	1	7	1
2014-15	EDMONTON	NHL	2	0	0	0	0	-2	-	-	-	-	-	-
2014-15	Sault Ste. Marie	OHL	36	10	23	33	58	18	14	3	5	8	26	9
2014-15	Oklahoma City	AHL	0	0	0	0	0	0	4	0	4	4	4	3
2014-15	CAN U20	WJC	7	0	1	1	6	8	Won a gold medal					
2015-16	EDMONTON	NHL	69	3	7	10	60	-13	-	-	-	-	-	-
2015-16	Bakersfield	AHL	9	0	2	2	7	2	-	-	-	-	-	-
2016-17	EDMONTON	NHL	44	5	6	11	33	0	13	0	2	2	6	0
<b>NHL CAREER</b>			<b>115</b>	<b>8</b>	<b>13</b>	<b>21</b>	<b>93</b>	<b>-15</b>	<b>13</b>	<b>0</b>	<b>2</b>	<b>2</b>	<b>6</b>	<b>0</b>
<b>AHL CAREER</b>			<b>13</b>	<b>0</b>	<b>3</b>	<b>3</b>	<b>7</b>	<b>1</b>	<b>7</b>	<b>0</b>	<b>5</b>	<b>5</b>	<b>11</b>	<b>4</b>
<b>OHL CAREER</b>			<b>221</b>	<b>36</b>	<b>98</b>	<b>134</b>	<b>326</b>	<b>19</b>	<b>29</b>	<b>7</b>	<b>13</b>	<b>20</b>	<b>44</b>	<b>6</b>

**OILER FIRSTS****FIRST GP:**10/14/14  
EDM 1 @ LAK 6**FIRST ASSIST:**10/29/15  
EDM 4 vs. MTL 3**FIRST GOAL:**10/27/15  
EDM 3 @ MIN 4**FIRST GOAL DETAILS:**vs. Devan Dubnyk  
@ 3:38 of period 3**NURSE NHL MILESTONES****NHL FIRSTS**

**DATE**      **GAME**

First GP: 10/14/14 EDM 1 @ LAK 6

First Assist: 10/29/15 EDM 4 vs. MTL 3

First Goal: 10/27/15 EDM 3 @ MIN 4

First Goal details: vs. Devan Dubnyk @ 3:38 of period 3

**MOSTS**

**GOALS** 1 (8X) 4/4/17 EDM 4 @ LAK 6

**ASSISTS** 2 (1X) 3/16/17 EDM 7 vs. BOS 4 (2A)

**POINTS** 2 (2X) 4/4/17 EDM 4 @ LAK 6 (1G, 1A)

**SHOTS ON GOAL** 7 (2X) 11/17/17 EDM 2 @ LAK 4

**PENALTY MINUTES** 9 (1X) 2/4/16 EDM 7 @ OTT 2

**HAT TRICKS** 0

**MULTI-POINT GAMES** 2 4/4/17 EDM 4 @ LAK 6 (1G, 1A)

**LONGEST PERSONAL STREAKS**

**GOALS** 1 (1X) 4/4/17 TO 4/4/17 (1G)

**ASSISTS** 2 (1X) 10/12/16 TO 10/14/16 (2A)

**POINTS** 2 (5X) 3/14/17 TO 3/16/17 (1G, 2A)

**CAREER HIGHS (ONE SEASON)**

**GAMES PLAYED** 69 2015-16

**GOALS** 5 2016-17

**ASSISTS** 7 2015-16

**POINTS** 11 2016-17

**PENALTY MINUTES** 60 2015-16

**PLUS-MINUS** E 2016-17

**POWER PLAY GOALS** - -

**POWER PLAY POINTS** 1 2015-16

**SHORTHANDED GOALS** - -

**SHORTHANDED POINTS** 1 2015-16

**GAME-WINNING GOALS** - -

**OVERTIME GOALS** - -

**SHOTS ON NET** 85 2016-17

**HITS** 101 2009-10

**BLOCKED SHOTS** 283 2014-15

**TAKEAWAYS** 51 2007-08

**FACEOFFS** 1 2015-16

**FACEOFF WINS** - -





26

# IIRO PAKARINEN

RIGHT WING

@IPakarinen

rudii81

SIGNED  
THROUGH

2017-18

Signed by the Oilers as a free agent on  
July 16, 2014

## 2016-17 HIGHLIGHTS

Appeared in 14 games, posting four points (2G, 2A) and two penalty minutes ... Had a season-high 13:38 in ice time on Apr. 9 vs. Vancouver ... Had three shots on net twice, on Apr. 8 at Vancouver and on Mar. 10 vs. Pittsburgh ... Missed 53 games due to injury, returning to action with Edmonton on Feb. 14 vs. Arizona, registering an assist ... Was on a conditioning assignment with the AHL's Bakersfield Condors from Feb. 3-11, registering one point (1A) in five games with four penalty minutes ... Injured on Oct. 2 in a pre-season game vs. Los Angeles in Lumby, BC, the winning community of Kraft Hockeyville a season-high six hits on May 10 at Anaheim and on Apr. 30 vs. Anaheim

RANKED THIRD ON  
THE OILERS WITH  
HITS IN 2015-16, IN 63 GAMES


152



WON A SILVER  
MEDAL WITH  
FINLAND AT THE  
2014 WORLD  
CHAMPIONSHIP

## CAREER HIGHLIGHTS

Registered the first multi-goal game of his NHL career (2G) on Nov. 27, 2015 at DET ... Played parts of five seasons in Finland's SM-Liiga, including three seasons with KalPa and his final two seasons with HIFK ... Played 30 games as a defenceman with HIFK in 2013-14, when the team was beset by numerous injuries ... Won a silver medal with Finland at the 2014 World Hockey Championship in Minsk, Belarus ... Played for Finland at two World Junior Hockey Championships (2010, 2011) ... An alternate captain with Finland at the 2011 World Junior Championship in Buffalo, NY ... Won a silver medal with Finland at the 2009 U18 World Hockey Championship in Fargo, N.D.



## THE PLAYERS

## 26 | IIRO PAKARINEN | RW

BIRTHPLACE: Suonenjoki, Finland DOB: August 25, 1991 HOMETOWN: Loviisa, Finland

POSITION: RW SHOOTS: R HEIGHT: 6'1" WEIGHT: 212 lbs

NHL DRAFT: Florida's seventh round selection, 184th overall, in the 2011 NHL Draft

## PAKARINEN CAREER STATISTICS

SEASON	TEAM	LEAGUE	REGULAR SEASON						PLAYOFFS					
			GP	G	A	PTS	PIM	+/-	GP	G	A	PTS	PIM	+/-
2007-08	KalPa U20	FIN Jr. A	1	0	0	0	0	-1	-	-	-	-	-	-
2008-09	KalPa U20	FIN Jr. A	37	11	10	21	44	9	5	1	0	1	3	-4
2008-09	FIN U18	WU18	6	1	1	2	2	4	Won a silver medal					
2009-10	KalPa U20	FIN Jr. A	11	8	4	12	10	7	-	-	-	-	-	-
2009-10	KalPa	SM-Liiga	38	3	5	8	37	1	12	3	0	2	8	2
2009-10	Suomi U20	FIN Mestis	6	1	2	3	6	-1	-	-	-	-	-	-
2009-10	FIN U20	WJHC	6	1	1	2	2	-1	Finished fifth overall					
2010-11	KalPa U20	FIN Jr. A	4	3	2	5	6	5	-	-	-	-	-	-
2010-11	KalPa	SM-Liiga	46	7	3	10	34	0	7	1	0	1	37	-1
2010-11	FIN U20	WJHC	6	1	2	3	2	3	Finished sixth overall					
2011-12	KalPa	SM-Liiga	54	10	3	13	47	-3	7	2	2	4	0	-2
2012-13	HIFK	SM-Liiga	33	5	7	12	6	-3	6	3	0	3	4	0
2013-14	HIFK	SM-Liiga	60	20	10	30	32	-1	2	0	0	0	2	0
2013-14	FINLAND	WHC	10	3	0	3	2	8	Won a silver medal					
2014-15	EDM	NHL	17	1	2	3	2	-4	-	-	-	-	-	-
2014-15	OKC	AHL	39	17	11	28	20	17	-	-	-	-	-	-
2015-16	EDM	NHL	63	5	8	13	8	-10	-	-	-	-	-	-
2015-16	BAK	AHL	4	1	2	3	4	0	-	-	-	-	-	-
2016-17	EDM	NHL	14	2	2	4	2	2	1	0	0	0	0	-1
2016-17	BAK	AHL	5	0	1	1	4	2	-	-	-	-	-	-
NHL CAREER			94	8	12	20	12	-12	1	0	0	0	0	-1
AHL CAREER			48	18	14	32	28	19	-	-	-	-	-	-
FIN SM-LIIGA CAREER			231	45	28	73	156	-6	34	9	2	11	51	-1



## OILER FIRSTS

## FIRST GP:

11/6/14  
EDM 2 @ BOS 5

## FIRST ASSIST:

2/10/15  
EDM 3 @ BUF 2

## FIRST GOAL:

11/7/14  
EDM 2 @ NYI 3

## FIRST GOAL DETAILS:

vs. Michal Neuvirth  
@ 1:20 of period 2

## PAKARINEN NHL MILESTONES

## NHL FIRSTS

First GP:	11/6/14	EDM 2 @ BOS 5
First Assist:	2/10/15	EDM 3 @ BUF 2
First Goal:	11/7/14	EDM 2 @ NYI 3
First Goal details:	vs. Michal Neuvirth @ 1:20 of period 2	

## MOSTS

Goals	2 (1X)	11/27/15	EDM 3 @ DET 4 (OT)
Assists	1 (12X)	2/16/17	EDM 6 vs. PHI 3
Points	2	1/19/16	EDM 4 vs. TBL 6 (1G, 1A)
Shots on goal	6 (1X)	11/7/14	EDM 3 @ BUF 2
Penalty minutes	2 (6X)	4/8/17	EDM 3 @ VAN 2
Hat tricks	0		
Multi-point games	2	1/19/16	EDM 4 @ TBL 6 (1G, 1A)

## LONGEST PERSONAL STREAKS

Goals	1 (6X)	4/8/17	TO 4/8/17	(1G)
Assists	2 (4X)	2/14/17	TO 2/16/17	(2A)
Points	3 (1X)	3/14/16	TO 3/18/16	(1G, 2A)

## CAREER HIGHS (ONE SEASON)

Games played	63	2015-16
Goals	5	2015-16
Assists	8	2015-16
Points	13	2015-16
Penalty minutes	8	2015-16
Plus-minus	+2	2016-17
Power play goals	n/a	-
Power play points	2	2014-15
Shorthanded goals	n/a	-
Shorthanded points	n/a	-
Game-winning goals	1	2016-17
Overtime goals	n/a	-
Shots on net	76	2015-16
Hits	152	2015-16
Blocked shots	21	2015-16
Takeaways	10	2015-16
Faceoffs	n/a	-
Faceoff wins	n/a	-



98

# JESSE PULJUJARVI

RIGHT WING

SIGNED  
THROUGH

2018-19

Edmonton's first round pick, fourth overall, in the 2017 NHL Draft

MVP

AT THE 2016  
WORLD JUNIOR  
CHAMPIONSHIP

## 2016-17 HIGHLIGHTS


Appeared in 28 games in his rookie NHL season, posting eight points, one goal, seven assists and 10 penalty minutes ... Scored his first career NHL goal in his first career NHL game, on Oct. 12 vs. Calgary ... Was the youngest player to start the season on an NHL roster, and finished as the third youngest to appear in an NHL game this past season ... Had a season high seven shots on net vs. Toronto on Nov. 1 ... Assigned to Bakersfield (AHL) on Jan. 9 ... In 39 games with Bakersfield (AHL), he posted 28 points, 12 goals, 16 assists and 10 penalty minutes ... Played for Finland at the 2017 IIHF World Hockey Championship in Cologne, Germany and Paris, France

SCORED HIS  
FIRST NHL  
GOAL IN HIS  
FIRST NHL  
GAME

1

## CAREER HIGHLIGHTS

Joined Kärpät in the SM-Liiga, Finland's top professional league, as a 16 year old, in 2014-15 ... In his first full season in the SM-Liiga, 2015-16, he posted 28 points (13G, 15A), and added four goals in the playoffs ... Won gold with Finland at the 2016 World Junior Hockey Championship, leading the tournament in scoring, and being named Most Valuable Player ... Also won gold with Finland's National Under-18 Team in 2016, where he was named to the tournament all-star team ... Born in Sweden to Finnish parents, he has both Finnish and Swedish citizenship, but competes internationally for Finland

**98 | JESSE PULJUJARVI | RW****BIRTHPLACE:** Alvkärleby, SWE **DOB:** May 7, 1998 **HOMETOWN:** Tornio, FIN**POSITION:** RW **SHOOTS:** R **HEIGHT:** 6'4" **WEIGHT:** 211 lbs**NHL DRAFT:** Edmonton's first round selection, fourth overall, in the 2017 NHL Draft**PULJUJARVI CAREER STATISTICS**

SEASON	TEAM	LEAGUE	REGULAR SEASON						PLAYOFFS					
			GP	G	A	PTS	PIM	+/-	GP	G	A	PTS	PIM	+/-
2013-14	Karpat	FIN Jr. A	18	12	11	23	4	15	12	7	0	7	2	-4
2014-15	Karpat	SM-Liiga	24	4	7	11	10	4	-	-	-	-	-	-
2014-15	Hokki	Mestis	15	8	5	13	8	9	3	0	1	1	0	-1
2014-15	Karpat	FIN Jr. A	11	12	6	18	10	6	5	2	1	3	4	-2
2014-15	FIN U18	WU18	7	2	5	7	4	5	Won silver medal					
2014-15	FIN U20	WJC	5	0	0	0	0	0	Finished seventh overall					
2015-16	Karpat	SM-Liiga	50	13	15	28	22	5	10	4	5	9	2	-3
2015-16	FIN U18	WU18	4	5	2	7	2	2	Won gold medal					
2015-16	FIN U20	WJC	7	5	12	17	0	8	Won gold medal					
2016-17	EDMONTON	NHL	28	1	7	8	10	5	-	-	-	-	-	-
2016-17	Bakersfield	AHL	39	12	16	28	10	-2	-	-	-	-	-	-
2016-17	Finland	WHC	8	0	0	0	4	0	Finished fourth overall					
	<b>NHL CAREER</b>		<b>28</b>	<b>1</b>	<b>7</b>	<b>8</b>	<b>10</b>	<b>5</b>	-	-	-	-	-	-
	<b>AHL CAREER</b>		<b>39</b>	<b>12</b>	<b>16</b>	<b>28</b>	<b>10</b>	<b>-2</b>	-	-	-	-	-	-
	<b>SM-LIIGA CAREER</b>		<b>71</b>	<b>17</b>	<b>22</b>	<b>39</b>	<b>32</b>	<b>9</b>	<b>10</b>	<b>4</b>	<b>5</b>	<b>9</b>	<b>2</b>	<b>-3</b>
	<b>FIN Jr. A CAREER</b>		<b>29</b>	<b>24</b>	<b>17</b>	<b>41</b>	<b>14</b>	<b>21</b>	<b>17</b>	<b>9</b>	<b>1</b>	<b>10</b>	<b>6</b>	<b>-6</b>

**OILER FIRSTS****FIRST GP:**  
10/12/16  
EDM 7 vs. CGY 4**FIRST ASSIST:**  
10/26/16  
EDM 4 vs. WSH 1**FIRST GOAL:**  
10/12/16  
EDM 7 vs. CGY 4**FIRST GOAL DETAILS:**  
vs. Brian Elliott  
@ 9:00 of period 3**PULJUJARVI NHL MILESTONES****NHL FIRSTS**

	DATE	GAME
First GP:	10/12/16	EDM 7 vs. CGY 4
First Assist:	10/26/16	EDM 4 vs. WSH 1
First Goal:	10/12/16	EDM 7 vs. CGY 4
First Goal details:	vs. Brian Elliott @ 9:00 of period 3	

**MOSTS**

		DATE	GAME
Goals	1 (1X)	10/12/16	EDM 7 vs. CGY 4
Assists	2 (1X)	11/19/16	EDM @ DAL
Points	2 (1X)	11/19/16	EDM @ DAL
Shots on goal	7 (1X)	11/1/16	EDM @ TOR
Penalty minutes	4 (1X)	12/8/16	EDM @ PHI
Hat tricks	0		
Multi-point games	1 (1X)	11/19/16	EDM @ DAL

**LONGEST PERSONAL STREAKS**

Goals	1 (1X)	10/12/16 TO 10/12/16
Assists	2 (1X)	11/19/16 TO 11/19/16
Points	2 (1X)	11/19/16 TO 11/19/16

**CAREER HIGHS (ONE SEASON)**

Games played	28	2016-17
Goals	1	2016-17
Assists	7	2016-17
Points	8	2016-17
Penalty minutes	10	2016-17
Plus-minus	5	2016-17
Power play goals	1	2016-17
Power play points	1	2016-17
Shorthanded goals	n/a	-
Shorthanded points	n/a	-
Game-winning goals	n/a	-
Overtime goals	n/a	-
Shots on net	41	2016-17
Hits	11	2016-17
Blocked shots	10	2016-17
Takeaways	12	2016-17
Faceoffs	1	2016-17
Faceoff wins	n/a	-



# 4 KRIS RUSSELL

## DEFENCE



SIGNED THROUGH

2020-21

Signed as an unrestricted free agent by the Oilers on Oct. 7, 2016

### 2016-17 HIGHLIGHTS

Led the Oilers and the NHL with 213 blocked shots and averaged blocked shots per game (3.1), marking the fourth consecutive season he has finished among the top three in the NHL ... Only had three games all season in which he didn't post at least one blocked shot ... Had a season-high nine blocked shots against SJS, on Apr. 6 ... Had a season-high 26:52 in ice-time on Dec. 9 at MIN ... Led the NHL playoffs in blocked shots with 54, through the end of the conference semi-finals ... Led the team and tied for fourth in takeaways (9) in the same time period

### PLAYED HIS


# 600<sup>TH</sup>

### CAREER NHL GAME

ON DEC. 19 AT STL

### CAREER HIGHLIGHTS


Signed a four-year contract extension with Edmonton on June 23, 2017, through 2020-21 ... Finished the 2015-16 season with Dallas, after being acquired from Calgary on Feb. 29, 2016 ... Has played for Canada internationally at one U18 Junior World Cup (2004), two World Junior Championships (2006, 2007) and two World Championships, winning three gold medals ... Played with the WHL's Medicine Hat Tigers from 2003-2007, serving as team captain from 2005-07 ... Part of two WHL Championship teams in Medicine Hat, in 2004 and in 2007 ... Has a twin brother, Ryan, who was drafted by the New York Rangers ... His father, Doug 'Shakey', worked on Alberta's rodeo circuit as a bullfighter



### LED THE NHL

# 213

WITH  
BLOCKED SHOTS  
IN 2016-17



## THE PLAYERS

# 4 | KRIS RUSSELL | D

**BIRTHPLACE:** Red Deer, AB **DOB:** May 2, 1987 **HOMETOWN:** Caroline, AB

**POSITION:** D **SHOOTS:** L **HEIGHT:** 5'10" **WEIGHT:** 173 lbs

**NHL DRAFT:** Columbus' third round selection, 67th overall, in the 2005 NHL Draft

## RUSSELL CAREER STATISTICS

SEASON	TEAM	LEAGUE	REGULAR SEASON						PLAYOFFS					
			GP	G	A	PTS	PIM	+/-	GP	G	A	PTS	PIM	+/-
2003-04	Medicine Hat	WHL	55	4	15	19	30	-1	20	3	2	5	4	8
2003-04	CAN U17 Pacific	WU17	6	1	4	5	0	n/a	Won a silver medal					
2003-04	Medicine Hat	MemCup	4	0	0	0	0	0	Won a gold medal					
2004-05	CAN U18	U18 WCup	5	0	1	1	2	n/a						
2004-05	Medicine Hat	WHL	72	26	35	61	37	29	10	2	1	3	4	2
2005-06	Medicine Hat	WHL	55	14	33	47	18	8	13	4	8	12	11	5
2005-06	CAN U20	WJC	6	1	3	4	4	6	Won a gold medal					
2006-07	Medicine Hat	WHL	59	32	37	69	56	14	23	4	15	19	24	4
2006-07	Medicine Hat	MemCup	4	0	1	1	4	-1						
2006-07	CAN U20	WJC	6	4	2	6	0	3	Won a gold medal					
2007-08	COLUMBUS	NHL	67	2	8	10	14	-12						
2008-09	COLUMBUS	NHL	66	2	19	21	28	-10	4	1	1	2	2	0
2008-09	Syracuse	AHL	14	3	5	8	0	-3						
2009-10	COLUMBUS	NHL	70	7	15	22	32	3						
2009-10	Canada	WHC	7	1	3	4	2	-2	Finished seventh overall					
2010-11	COLUMBUS	NHL	73	5	18	23	37	-9						
2011-12	COLUMBUS	NHL	12	2	1	3	13	-1						
2011-12	ST. LOUIS	NHL	43	4	5	9	12	13	9	0	3	3	5	3
2011-12	Canada	WHC	4	0	3	3	2	4	Finished fifth overall					
2012-13	TPS	SM-Liiga	15	2	12	14	8	-1						
2012-13	ST. LOUIS	NHL	33	1	6	7	9	6						
2013-14	CALGARY	NHL	68	7	22	29	15	-11						
2014-15	CALGARY	NHL	79	4	30	34	17	18	11	2	5	7	7	-9
2015-16	CALGARY	NHL	51	4	11	15	8	-4						
2015-16	DALLAS	NHL	11	0	4	4	2	-1	12	0	4	4	4	1
2016-17	EDMONTON	NHL	68	1	12	13	23	5	13	0	4	4	4	2
<b>NHL CAREER</b>			<b>641</b>	<b>39</b>	<b>151</b>	<b>190</b>	<b>210</b>	<b>-3</b>	<b>49</b>	<b>3</b>	<b>17</b>	<b>20</b>	<b>22</b>	<b>-3</b>
<b>NHL CAREER - EDMONTON</b>			<b>68</b>	<b>1</b>	<b>12</b>	<b>13</b>	<b>23</b>	<b>5</b>	<b>13</b>	<b>0</b>	<b>4</b>	<b>4</b>	<b>4</b>	<b>2</b>
<b>AHL CAREER</b>			<b>14</b>	<b>3</b>	<b>5</b>	<b>8</b>	<b>0</b>	<b>-3</b>						
<b>WHL CAREER</b>			<b>241</b>	<b>76</b>	<b>120</b>	<b>196</b>	<b>141</b>	<b>50</b>						



## OILER FIRSTS

**FIRST GP:**  
10/12/16  
EDM 7 vs. CGY 4 (2A)

**FIRST ASSIST:**  
10/12/16  
EDM 7 vs. CGY 4 (2A)

**FIRST GOAL:**  
2/22/17  
EDM 4 @ FLA 3 (GWG)

**FIRST GOAL DETAILS:**  
vs. James Reimer  
@ 12:02 of period 3

## RUSSELL NHL MILESTONES

### NHL FIRSTS

First GP:	DATE	GAME
First Assist:	10/5/07	CBJ 4 vs. ANA 0 (1A, 5 SOG)
First Goal:	10/5/07	CBJ 4 vs. ANA 0
First Goal details:	1/22/08	CBJ 4 @ DAL 2 (2G)
		vs. Mike Smith @ 14:26 of period 2

### MOSTS

Goals	2 (1X)	3/8/15	CGY 4 @ OTT 5 (SO)
Assists	3 (1X)	3/11/15	CGY 6 vs. ANA 3
Points	3 (4X)	3/11/15	CGY 6 vs. ANA 3 (3A)
Shots on goal	6 (2X)	1/21/13	STL 4 @ NSH 3 (SO)
Penalty minutes	12 (1X)	3/26/09	CBJ 5 vs. CGY 0
Hat tricks	0		
Multi-point games	26	10/12/16	EDM 7 vs. CGY 4

### LONGEST PERSONAL STREAKS

Goals	2 (1X)	11/30/09 TO 12/1/09	(2G, 1A)
Assists	4 (1X)	10/19/14 TO 10/25/14	(5A)
Points	4 (4X)	3/6/15 TO 3/11/15	(2G, 6A)

### CAREER HIGHS (ONE SEASON)

Games played	79	2014-15
Goals	7	2009-10, 2013-14
Assists	30	2014-15
Points	34	2014-15
Penalty minutes	34	2014-15
Plus-minus	+18	2014-15
Power play goals	4	2013-14
Power play points	14	2014-15
Shorthanded goals	n/a	-
Shorthanded points	1	2010-11, 2013-14
Game-winning goals	1	7X (incl. 2016-17)
Overtime goals	1	3X (incl. 2015-16)
Shots on net	111	2014-15
Hits	160	2015-16
Blocked shots	103	2015-16
Takeaways	13	2015-16
Faceoffs	n/a	-
Faceoff wins	n/a	-





# 2 ANDREJ SEKERA

## DEFENCE



# 2020-21

Signed as an unrestricted free agent  
by the Oilers on July 1, 2015



# 600

REACHED 600 CAREER  
NHL GAMES ON DEC. 17,  
2017 VS TAMPA BAY

### 2016-17 HIGHLIGHTS

Led Oiler defencemen with 27 assists and ranked second on the team in average ice-time (21:28) ... Finished second on the team with 166 blocked shots, ranking ninth in the NHL ... Matched a career-high with three points (1G, 2A) at Colorado on Mar. 23 ... Matched a career-high with two goals against San Jose on Jan. 26 ... Played as season-high 29:09 on Dec. 9, at Minnesota, also blocking eight shots, a season high ... Reached 200 career NHL points on Dec. 6 at Buffalo ... Played for Team Europe at the 2016 World Cup of Hockey, reaching the final



HAS PLAYED FOR **SLOVAKIA**  
AT SIX **WORLD HOCKEY**  
**CHAMPIONSHIPS**  
(2008, 2009, 2010, 2012,  
2013, 2016) AND TWO  
**OLYMPIC GAMES**  
(2010, 2014)




### CAREER HIGHLIGHTS

With his fourth NHL organization in Edmonton, after time with Los Angeles, Carolina and Buffalo ... In 2015-16, his first season with the Oilers, he led the team's defencemen in points (30), goals (6) and assists (24) ... Led the team with 156 blocked shots ... Set career highs in goals (11), assists (33) and points (44) with Carolina in 2013-14, also leading the team in average ice time per game (23:40) and blocked shots (127) ... Named the Hurricanes' most valuable player by the Carolina chapter of the Professional Hockey Writers' Association in 2013-14 ... Helped Team Europe reach the final in the 2016 World Cup of Hockey ... Slovakia's team captain at the 2016 World Hockey Championship ... Won a silver medal with Slovakia at the 2012 World Hockey Championship

**NAMED**  
THE OHL MOST  
OUTSTANDING  
DEFENCEMAN IN 2005-06





## THE PLAYERS

# 2 | ANDREJ SEKERA | D

**BIRTHPLACE:** Bojnice, Slovakia **DOB:** June 8, 1986 **HOMETOWN:** Bojnice, Slovakia

**POSITION:** D **SHOOTS:** L **HEIGHT:** 6'0" **WEIGHT:** 200 lbs

**NHL DRAFT:** Buffalo's third round selection, 71st overall, in the 2004 NHL Draft

## SEKERA CAREER STATISTICS

SEASON	TEAM	LEAGUE	REGULAR SEASON						PLAYOFFS					
			GP	G	A	PTS	PIM	+/-	GP	G	A	PTS	PIM	+/-
2001-02	Dukla Trenčín U20	SVK U20	52	5	10	15	10	n/a	-	-	-	-	-	-
2002-03	Dukla Trenčín U20	SVK U20	48	9	15	24	20	n/a	-	-	-	-	-	-
2003-04	Dukla Trenčín U20	SVK U20	45	5	12	17	16	n/a	2	0	1	1	4	0
2003-04	HK Dukla Trenčín II	SVK 2	5	0	0	0	0	n/a	-	-	-	-	-	-
2003-04	HK Dukla Trenčín	SVK	3	0	0	0	2	n/a	-	-	-	-	-	-
2003-04	SVK U18	WU18	6	1	1	2	18	0	Finished sixth overall					
2004-05	Owen Sound	OHL	51	7	21	28	18	9	6	0	4	4	4	3
2004-05	SVK U20	WJC	6	1	0	1	2	-3	Finished seventh overall					
2005-06	Owen Sound	OHL	51	21	34	55	54	15	11	5	8	13	9	1
2005-06	SVK U20	WJC	6	2	3	5	2	3	Finished eighth overall 2006-07					
2006-07	Buffalo	NHL	2	0	0	0	2	1	-	-	-	-	-	-
2006-07	Rochester	AHL	54	3	16	19	28	14	-	-	-	-	-	-
2007-08	Buffalo	NHL	37	2	6	8	16	5	-	-	-	-	-	-
2007-08	Rochester	AHL	40	2	15	17	22	-3	-	-	-	-	-	-
2007-08	Slovakia	WHC	5	0	1	1	2	3	Finished 13th overall					
2008-09	Buffalo	NHL	69	3	16	19	22	-11	-	-	-	-	-	-
2008-09	Slovakia	WHC	6	0	2	2	2	3	Finished 10th overall					
2009-10	Buffalo	NHL	49	4	7	11	6	-1	6	0	0	0	7	2
2009-10	Slovakia	OG	7	1	0	1	0	-1	Finished fourth overall					
2009-10	Slovakia	WHC	6	0	2	2	2	-2	Finished 12th overall					
2010-11	Buffalo	NHL	76	3	26	29	34	11	2	1	0	1	4	-1
2011-12	Buffalo	NHL	69	3	10	13	18	3	-	-	-	-	-	-
2011-12	Slovakia	WHC	10	2	7	9	6	4	Won a silver medal					
2012-13	HC Slovan Bratislava	KHL	25	3	9	12	8	-1	-	-	-	-	-	-
2012-13	Buffalo	NHL	37	2	10	12	4	-2	-	-	-	-	-	-
2012-13	Slovakia	WHC	8	1	1	2	0	0	Finished eighth overall					
2013-14	CAROLINA	NHL	74	11	33	44	20	4	-	-	-	-	-	-
2013-14	Slovakia	OG	4	0	2	2	0	-1	Finished 10th overall					
2014-15	CAROLINA	NHL	57	2	17	19	8	-4	-	-	-	-	-	-
2014-15	LOS ANGELES	NHL	16	1	3	4	6	4	-	-	-	-	-	-
2015-16	EDMONTON	NHL	81	6	24	30	12	-15	-	-	-	-	-	-
2015-16	Slovakia	WHC	7	3	1	4	6	2	Finished ninth overall					
2016-17	Team Europe	WCH	6	0	2	2	4	1	Finished second overall					
2016-17	EDMONTON	NHL	80	8	27	35	18	14	11	1	2	3	2	-1
NHL CAREER			647	45	179	224	166	6	19	2	2	4	13	0
NHL CAREER - EDMONTON			161	14	51	65	30	0	11	1	2	3	2	-1
AHL CAREER			94	5	31	36	50	11	-	-	-	-	-	-



## OILER FIRSTS

**FIRST GP:**  
10/13/15  
EDM 1 @ STL 3

**FIRST ASSIST:**  
10/13/15  
EDM 2 @ DAL 4

**FIRST GOAL:**  
11/8/15  
EDM 2 @ CHI 4

**FIRST GOAL DETAILS:**  
vs. Corey Crawford  
@ 18:09 of period 3

## SEKERA NHL MILESTONES

NHL FIRSTS	DATE	GAME
First GP:	12/9/06	BUF 3 @ MTL 2 (S0)
First Assist:	10/26/07	BUF 4 @ FLA 2
First Goal:	11/28/07	BUF 3 vs. STL 4
First Goal Details:	vs. Manny Legace @ 11:02 of period 3	

MOSTS	MOST RECENTLY		
Goals	2 (2X)	1/26/17	EDM 4 @ SJS 1
Assists	2 (24X)	3/25/17	EDM 4 vs. COL 1
Points	3 (2X)	3/23/17	EDM 7 @ COL 4 (1G, 2A)
Shots on goal	7 (1X)	12/31/11	CAR 5 vs. MTL 4
Penalty minutes	12 (1X)	3/30/11	BUF 1 vs. NYR 0
Hat tricks	0		
Multi-point games	35	3/25/17	EDM 4 vs. COL 1 (2A)

LONGEST PERSONAL STREAKS				
Goals	2 (3X)	3/1/14	TO	3/2/14 (2G)
Assists	5 (1X)	2/26/11	TO	3/6/11 (8A)
Points	5 (2X)	2/25/14	TO	3/4/14 (2G, 4A)

CAREER HIGHS (ONE SEASON)		
Games played	81	2015-16
Goals	11	2013-14
Assists	33	2013-14
Points	44	2013-14
Penalty minutes	34	2010-11
Plus-minus	+14	2016-17
Power play goals	4	2013-14
Power play points	15	2013-14
Shorthanded goals	1	2013-14, 2016-17
Shorthanded points	1	5X (incl. 2016-17)
Game-winning goals	2	2015-16
Overtime goals	2	2015-16
Shots on net	155	2015-16
Hits	64	2008-09
Blocked shots	166	2016-17
Takeaways	68	2013-14
Faceoffs	1	3X (incl. 2011-12)
Faceoff wins	-	-



58

# ANTON SLEPYSHEV

RIGHT WING

anton.slepyshev



SIGNED 2017-18

Edmonton's third round selection, 88th overall, in the 2013 NHL Draft

## 2016-17 HIGHLIGHTS


His rookie NHL season. ... Had a season-high 16:55 in ice-time on Apr. 9 vs. VAN ... Had a season-high two points (2A) and five hits on Nov. 15 at ANA ... With Bakersfield (AHL), he registered ten points (3G, 7A) in nine games, including four multi-point games ... Posted three goals in 12 playoff games, ranking him fourth on the team ... Became the third Oiler rookie to score a series clinching goal on April 22 in a 3-1 win over San Jose

1

SCORED HIS FIRST  
CAREER NHL GOAL ON  
OCT. 28, 2016 VS CAR

## CAREER HIGHLIGHTS

Signed a three-year entry level contract extension with the Oilers on May 28, 2015, through 2017-18 ... Made his NHL debut with the Oilers on Oct. 8 at STL ... Played in the KHL from 2011-15, with Novokuznetsk, then Ufa ... Novokuznetsk' first selection, first overall in the 2011 KHL Junior Draft ... Won three bronze medals with Russian National Teams, at the 2011 U18 World Hockey Championship, the 2013 and 2014 World Junior Hockey Championship ... Served as team captain for Russia at the 2014 World Junior Hockey Championship

**58 | ANTON SLEPYSHEV | RW****BIRTHPLACE:** Penza, RUS **DOB:** May 13, 1994 **HOMETOWN:** Penza, RUS**POSITION:** RW **SHOOTS:** R **HEIGHT:** 6'2" **WEIGHT:** 221 lbs**NHL DRAFT:** Edmonton's third round selection, 88th overall, in the 2013 NHL Draft**SLEPYSHEV CAREER STATISTICS**

SEASON	TEAM	LEAGUE	REGULAR SEASON						PLAYOFFS					
			GP	G	A	PTS	PIM	+/-	GP	G	A	PTS	PIM	+/-
2010-11	RUS U18	WU18	7	3	1	4	0	-1	Won bronze medal					
2011-12	Novokuznetsk	KHL	39	4	3	7	2	-8	-	-	-	-	-	-
2011-12	Kuznetskie	MHL	13	7	2	9	6	11	-	-	-	-	-	-
2012-13	RUS U20	CRC	4	2	1	3	0	n/a	Lost series in a tie-breaker					
2012-13	Novokuznetsk	KHL	15	3	0	3	2	-5	-	-	-	-	-	-
2012-13	Ufa	KHL	11	4	2	6	2	3	14	0	0	0	0	-2
2012-13	Ufa	MHL	-	-	-	-	-	-	3	0	1	1	12	0
2012-13	RUS U20	WJC	7	0	1	1	4	4	Won bronze medal					
2013-14	Ufa	KHL	36	3	5	8	4	5	-	-	-	-	-	-
2013-14	Ufa	MHL	2	2	2	4	0	3	-	-	-	-	-	-
2013-14	RUS U20	WJC	7	2	5	7	0	6	Won bronze medal					
2014-15	Ufa	KHL	58	15	10	25	12	1	5	0	2	2	0	0
2015-16	EDMONTON	NHL	11	0	1	1	2	-5	-	-	-	-	-	-
2015-16	Bakersfield	AHL	49	13	8	21	28	-11	-	-	-	-	-	-
2016-17	EDMONTON	NHL	41	4	6	10	4	5	12	3	0	3	4	1
2016-17	Bakersfield	AHL	9	3	7	10	6	3	-	-	-	-	-	-
<b>NHL CAREER</b>			<b>52</b>	<b>4</b>	<b>7</b>	<b>11</b>	<b>6</b>	<b>0</b>	<b>12</b>	<b>3</b>	<b>0</b>	<b>3</b>	<b>4</b>	<b>1</b>
<b>AHL CAREER</b>			<b>58</b>	<b>16</b>	<b>15</b>	<b>31</b>	<b>34</b>	<b>-8</b>	<b>-</b>	<b>-</b>	<b>-</b>	<b>-</b>	<b>-</b>	<b>-</b>
<b>KHL CAREER</b>			<b>159</b>	<b>29</b>	<b>20</b>	<b>49</b>	<b>22</b>	<b>-4</b>	<b>37</b>	<b>2</b>	<b>3</b>	<b>5</b>	<b>6</b>	<b>0</b>

**OILER FIRSTS****FIRST GP:**  
10/8/15  
EDM 1 @ STL 3**FIRST ASSIST:**  
10/23/15  
EDM 4 vs. WSH 7**FIRST GOAL:**  
10/18/16  
EDM 3 vs. CAR 2**FIRST GOAL DETAILS:**  
vs. Cam Ward  
@ 1:51 of period 1**SLEPYSHEV NHL MILESTONES****NHL FIRSTS**

**DATE**      **GAME**

First GP: 10/8/15 EDM 1 @ STL 3

First Assist: 10/23/15 EDM 4 vs. WSH 7

First Goal: 10/18/16 EDM 3 vs. CAR 2

First Goal details: vs. Cam Ward @ 1:51 of period 1

**MOSTS**

**DATE**      **GAME**

Goals 1 (4X) 3/16/17 EDM 7 vs. BOS 4

Assists 2 (1X) 11/19/16 EDM 5 vs. DAL 2

Points 2 (1X) 11/19/16 EDM 5 vs. DAL 2 (2A)

Shots on goal 4 (3X) 1/25/17 EDM 4 @ ANA 0

Penalty minutes 2 (3X) 3/30/17 EDM 3 vs. SJS 2

Hat tricks 0

Multi-point games 1 11/19/16 EDM 5 vs. DAL 2

**LONGEST PERSONAL STREAKS**

Goals 1 (4X) 3/16/17 TO 3/16/17

Assists 1 (7X) 3/14/17 TO 3/14/17

Points 2 (3X) 3/14/17 TO 3/16/17

**CAREER HIGHS (ONE SEASON)**

Games played 41 2016-17

Goals 4 2016-17

Assists 7 2016-17

Points 11 2016-17

Penalty minutes 4 2016-17

Plus-minus n/a -

Power play goals n/a -

Power play points n/a -

Shorthanded goals n/a -

Shorthanded points n/a -

Game-winning goals n/a -

Overtime goals n/a -

Shots on net 55 2016-17

Hits 64 2016-17

Blocked shots 15 2016-17

Takeaways 19 2016-17

Faceoffs 5 2016-17

Faceoff wins 2 2016-17



# 18

## RYAN STROME

### RIGHT WING

@strome18

# 200

PLAYED HIS 200TH  
CAREER NHL GAME ON  
NOV. 3, 2016 vs  
PHILADELPHIA



## 2017-18

Acquired in a trade with the New York Islanders on June 22, 2017

#### 2016-17 HIGHLIGHTS

Ranked fifth in three star voting for the Islanders ... Ranked fifth on the Islanders with 8 powerplay points (2G, 6A) ... Both of his game-winning goals came on the road ... Had seven multi-point games, including a three-point game (2G, 1A), on Feb. 19 vs. NJD ... Posted his 100th career point, an assist, on Oct. 23 vs. MIN


HAD A  
CAREER HIGH

# 50

POINTS  
IN 2014-15

#### CAREER HIGHLIGHTS

Acquired in a trade with the New York Islanders on June 22, 2017, in exchange for Jordan Eberle ... Spent parts of four seasons with the New York Islanders, setting career highs in 2014-15, with 50 points (17G, 33A) ... Led Bridgeport of the AHL in scoring in 2013-14, with 49 points in just 37 games ... Was named to the AHL All-Rookie Team in 2013-14 ... Played in the 2014 AHL All-Star Game, winning the accuracy shooting even in the Skills competition and scoring twice in the game ... Won a bronze medal with Canada's National Junior Team at the 2012 World Junior Championship in Alberta ... Scored the tie-breaking goal for Canada's National Junior Team to win the Canada-Russia Junior Challenge in August 2012 ... Played four seasons in the OHL, with Niagara and Barrie ... Named to the OHL Second All-Star Team in 2010-11 ... His brothers Dylan (ARI - 2015, 1, 3) and Matthew (PHI - 2017, 4, 106) were also selected in NHL Drafts



# 18 | RYAN STROME | RW

**BIRTHPLACE:** Mississauga, ON **DOB:** July 11, 1993 **HOMETOWN:** Mississauga, ON

**POSITION:** RW **SHOOTS:** R **HEIGHT:** 6'1" **WEIGHT:** 194 lbs

**NHL DRAFT:** NY Islanders' first round selection, fifth overall, in the 2011 NHL Draft

## STROME CAREER STATISTICS

SEASON	TEAM	LEAGUE	REGULAR SEASON						PLAYOFFS					
			GP	G	A	PTS	PIM	+/-	GP	G	A	PTS	PIM	+/-
2009-10	Barrie	OHL	34	5	9	14	35	7	-	-	-	-	-	-
2009-10	Niagara	OHL	27	3	10	13	26	-9	5	0	3	3	0	-1
2010-11	Niagara	OHL	65	33	73	106	82	28	14	6	6	12	19	-4
2011-12	Niagara	OHL	46	30	38	68	47	37	20	7	16	23	31	-3
2011-12	CAN U20	WJC	6	3	6	9	8	9	Finished fourth overall					
2012-13	CAN U20	CRC	4	2	2	4	2	n/a	Won series in a tie-breaker					
2012-13	Niagara	OHL	53	34	60	94	59	43	5	2	1	3	8	-4
2012-13	CAN U20	WJC	6	4	2	6	10	2	Won bronze medal					
2012-13	Bridgeport	AHL	10	2	5	7	4	-1	-	-	-	-	-	-
2013-14	NY ISLANDERS	NHL	37	7	11	18	8	-1	-	-	-	-	-	-
2013-14	Bridgeport	AHL	37	13	36	49	41	16	-	-	-	-	-	-
2014-15	NY ISLANDERS	NHL	81	17	33	50	47	23	7	2	2	4	2	1
2015-16	NY ISLANDERS	NHL	71	8	20	28	28	-9	8	1	3	4	2	1
2015-16	Bridgeport	AHL	8	2	2	4	10	3	-	-	-	-	-	-
2016-17	NY ISLANDERS	NHL	69	13	17	30	40	-8	-	-	-	-	-	-
	<b>NHL CAREER</b>		<b>258</b>	<b>45</b>	<b>81</b>	<b>126</b>	<b>123</b>	<b>5</b>	<b>15</b>	<b>3</b>	<b>5</b>	<b>8</b>	<b>4</b>	<b>2</b>
	<b>AHL CAREER</b>		<b>55</b>	<b>17</b>	<b>43</b>	<b>6</b>	<b>55</b>	<b>18</b>	-	-	-	-	-	-
	<b>OHL CAREER</b>		<b>225</b>	<b>105</b>	<b>190</b>	<b>295</b>	<b>249</b>	<b>106</b>	<b>44</b>	<b>15</b>	<b>26</b>	<b>41</b>	<b>58</b>	<b>-12</b>

## STROME NHL MILESTONES

### NHL FIRSTS

DATE	GAME
First GP:	12/14/13 NYI 0 vs. MTL 1 (OT)
First Assist:	12/20/13 NYI 5 @ NYR 3
First Goal:	1/6/14 NYI 7 vs. DAL 3
First Goal details:	vs. Kari Lehtonen @ 1:41 of period 2

### MOSTS

		MOST RECENTLY
Goals	2 (2X)	2/19/17 NYI 6 vs. NJD 4
Assists	3 (1X)	12/31/14 NYI 5 vs. WPG 2
Points	4 (1X)	12/31/14 NYI 5 vs. WPG 2 (1G, 3A)
Shots on goal	8 (1X)	1/10/15 NYI 5 vs. CBJ 2
Penalty minutes	9 (1X)	1/13/17 NYI 5 @ FLA 2
Hat tricks	0	
Multi-point games	23	3/2/17 NYI 5 vs. DAL 4 (1G, 2A)

### LONGEST PERSONAL STREAKS

Goals	2 (6X)	12/15/16 TO 12/16/16 (2G)
Assists	4 (1X)	2/3/17 TO 2/9/17 (1G, 5A)
Points	5 (1X)	1/31/17 TO 2/9/17 (2G, 5A)

### CAREER HIGHS (ONE SEASON)

Games played	81	2014-15
Goals	17	2014-15
Assists	33	2014-15
Points	50	2014-15
Penalty minutes	47	2014-15
Plus-minus	+23	2014-15
Power play goals	4	2013-14
Power play points	8	2016-17, 2014-15
Shorthanded goals	1	2014-15
Shorthanded points	1	2014-15
Game-winning goals	2	2016-17, 2014-15
Overtime goals	n/a	-
Shots on net	179	2014-15
Hits	92	2014-15
Blocked shots	21	2016-17, 2014-15
Takeaways	38	2014-15
Faceoffs	374	2013-14
Faceoff wins	165	2013-14





# 33 CAM TALBOT

## GOALTENDER

@ctalbot33



SIGNED  
THROUGH

# 2018-19

Acquired by the Oilers in a trade with the New York Rangers on June 27, 2015

# 60

SET AN OILER  
PLAYOFF  
RECORD WITH  
60 SAVES  
ON MAY 5 VS  
ANAHEIM



WON A GOLD MEDAL  
WITH CANADA AT THE  
2016 WORLD HOCKEY  
CHAMPIONSHIP

### CAREER HIGHLIGHTS

Signed a three-year contract extension through 2018-19 with the Oilers on Jan. 17, 2016 ... In his first season with the Oilers, in 2015-16, he set new career-high in games played (56), and tied his career-high in wins (21) and shutouts (3), all career-highs he improved upon in 2016-17 ... Ranked fourth in the NHL in goals against average (2.21) and save percentage (.926) in 2014-15, and tied for eighth with eight shutouts, receiving the Rangers Steven McDonald Extra Effort Award ... Posted three shutouts in four games, from Nov. 19 vs. PHI to Dec. 21 vs. CAR, becoming the first Rangers goaltender to do so since Andy Aitkenhead registered three straight shutouts from Dec. 2-7, 1933 ... Became the second Rangers goalie in franchise history to post at least six shutouts in his first 26 career NHL shutouts (along with Lorne Chabot in 1926-27) ... Became the first NHL goalie since Frank Brimsek in 1938-39 to hold opponents to two or fewer goals in each of his first seven career NHL starts

### 2016-17 HIGHLIGHTS

Led the NHL with 73 games, 4,294 minutes played, 1,946 saves and tied for the league lead in wins (42) ... Finished fourth in Vezina Trophy voting, one of only three goaltenders to receive at least one first place vote ... Set career-highs in wins, minutes, saves and wins ... Set a career-high with seven shutouts ... Set a new franchise record with 42 wins, surpassing the previous record of 40, set by Grant Fuhr in 1987-88 ... Has a .918 save percentage since joining the Oilers, which is the best all-time for Oilers goaltenders who have appeared in at least 100 games ... Registered consecutive shutouts in Games 2 and 3 of Round 1 vs. San Jose, becoming the first Oiler goaltender with consecutive playoff shutouts since Curtis Joseph in 1998





## THE PLAYERS

# 33 | CAM TALBOT | G

**BIRTHPLACE:** Caledonia, ON **DOB:** July 5, 1987 **HOMETOWN:** Caledonia, ON

**POSITION:** G **CATCHES:** L **HEIGHT:** 6'3" **WEIGHT:** 200 lbs

**NHL DRAFT:** Signed as an undrafted free agent by the New York Rangers on March 30, 2010

## TALBOT CAREER STATISTICS

SEASON	TEAM	LEAGUE	REGULAR SEASON								PLAYOFFS							
			GP	W	L	OT/T	MIN	GA	SO	GAA	GP	W	L	MIN	GA	SO	GAA	
2004-05	Hamilton	OPJHL	19	-	-	-	1140	48	1	2.53	13	-	-	-	739	45	0	3.65
2005-06	Hamilton	OPJHL	35	21	13	1	2046	87	1	2.55	14	8	6	903	52	1	3.46	
2006-07	Canada East	WJAC	4	3	1	0	240	7	0	1.75	Finished second overall							
2006-07	Hamilton	OPJHL	28	195	2	2	1644	57	1	2.08	19	13	6	1243	51	0	2.46	
2007-08	Alabama-Huntsville	CHA	13	1	10	0	583	45	0	4.63	-	-	-	-	-	-	-	
2008-09	Alabama-Huntsville	CHA	24	2	16	3	1320	65	1	2.95	-	-	-	-	-	-	-	
2009-10	Alabama-Huntsville	CHA	33	12	18	3	1958	85	1	2.61	-	-	-	-	-	-	-	
2009-10	Hartford	AHL	1	0	0	0	19	3	0	9.70	-	-	-	-	-	-	-	
2010-11	Connecticut	AHL	22	11	9	0	1308	62	2	2.84	1	0	1	38	2	0	3.13	
2010-11	Greenville	ECHL	2	1	0	1	122	5	0	2.46	-	-	-	-	-	-	-	
2011-12	Connecticut	AHL	33	14	15	0	1865	81	4	2.61	9	5	4	571	20	2	2.10	
2012-13	Connecticut	AHL	55	25	28	0	3105	136	2	2.63	-	-	-	-	-	-	-	
2013-14	NY RANGERS	NHL	21	12	6	1	1211	33	3	1.64	2	0	0	46	2	0	2.59	
2013-14	Hartford	AHL	5	4	0	0	314	13	0	2.49	-	-	-	-	-	-	-	
2014-15	NY RANGERS	NHL	36	21	9	4	1038	77	5	2.21	0	0	0	0	0	0	0.00	
2015-16	EDMONTON	NHL	56	21	27	5	1648	137	3	2.55	-	-	-	-	-	-	-	
2015-16	Canada	WHC	8	7	1	0	480	10	4	1.25	Won a gold medal							
2016-17	EDMONTON	NHL	73	42	22	8	4294	171	7	2.39	13	7	6	799	33	2	2.48	
	NHL CAREER		186	96	64	18	10823	418	18	2.32	15	7	7	845	35	2	2.49	
	NHL CAREER - EDMONTON		129	63	49	13	7517	308	13	2.46	13	7	6	799	33	2	2.48	
	AHL CAREER		116	54	52	5	6611	295	8	2.68	10	5	5	609	22	2	2.17	
	ECHL CAREER		2	1	0	1	122	5	0	2.46	-	-	-	-	-	-	-	
	NCAA CAREER		70	15	44	6	3861	195	2	3.03	-	-	-	-	-	-	-	
	OPJHL CAREER		82	inc.	inc.	inc.	4830	192	3	2.39	46	inc.	inc.	2885	148	1	3.08	



## OILER FIRSTS

**FIRST GP:**  
10/8/15  
EDM 1 @ STL 3

**FIRST WIN:**  
10/17/15  
EDM 5 @ CGY 2

**FIRST SHUTOUT:**  
1/4/16  
EDM 1 vs. CAR 0 (OT) (29 saves)

## TALBOT NHL MILESTONES

NHL FIRSTS		DATE	GAME
First GP		10/24/13	NYR 1 @ PHI 2
First Win		10/26/13	NYR 3 @ DET 2
First Shutout		11/16/13	NYR 1 @ MTL 0 (22 saves)
MOSTS		MOST RECENTLY	
Shots faced	49 (1X)	12/14/15	EDM 3 @ BOS 2 (OT)
Shots faced (PLAYOFFS)	64 (1X)	5/7/17	EDM 5 @ ANA 6 (20T)
Saves	47 (1X)	12/14/15	EDM 3 @ BOS 2 (OT)
Saves (PLAYOFFS)	60 (1X)	5/7/17	EDM 5 @ ANA 6 (20T)
Goals against	6 (1X)	10/16/16	EDM 2 vs. BUF 6
Career shutouts	18	3/20/17	EDM 2 vs. LAK 0 (35 saves)
LONGEST PERSONAL STREAKS			
Win streak (NYR)	6 (1X)	10/26/13	TO 11/30/13 6-0-0
Win streak (EDM)	5 (1X)	10/16/16	TO 10/28/16 7-1-0
Without reg. loss (NYR)	9 (1X)	2/8/15	TO 3/26/15 7-0-2
Without reg. loss (EDM)	7 (1X)	1/12/17	TO 1/26/17 6-0-1
Losing streak	6 (1X)	2/16/16	TO 2/26/16 0-5-1
Winless streak (EDM)	6 (1X)	2/16/16	TO 2/26/16 0-5-1
Shutout sequence (NYR)	165:27	11/07/13	TO 11/25/13 (7:50, 3P)
Shutout sequence (EDM)	143:56	3/16/2017	TO 03/22/17 (19:38, 3P)

SHOOTOUTS 2016-17						
W	L	W%	SA	Svs.	SV%	
2	3	0.667	12	6	0.500	
CAREER						
W	L	W%	SA	Svs.	SV%	
3	2	0.750	14	8	0.0	
MOST RECENT						
DATE	OPP	SH	SV	RES		
3/10/17	vs. NYR	3	1		L	
PENALTY SHOTS 2016-17						
	PS	Svs.	SV%			
	1	1	1.000			
CAREER						
	PS	Svs.	SV%			
	1	1	1.000			
MOST RECENT						
DATE	OPP	SHOOTER	RES			
4/6/17	SJS	Sorensen	SV			
CAREER HIGHS (ONE SEASON)						
Games played	73					2016-17
Minutes played	4,294					2016-17
Wins	42					2016-17
Shots faced	2,117					2016-17
Saves	1,946					2016-17
Shutouts	7					2016-17
Save percentage (EDM)	1					2016-17
Save percentage (NYR)	0.941					2013-14





## 74 | ETHAN BEAR

**POSITION:** D **SHOOTS:** R **HEIGHT:** 5'11" **WEIGHT:** 209 lbs **DOB:** June 26, 1997 **BIRTHPLACE:** Regina, SK

**HOMETOWN:** Ochapowace, SK **OILERS STATUS:** Signed through 2019-20

**NHL DRAFT:** Edmonton's fifth round selection, 124th overall, at the 2015 NHL Draft



SEASON	TEAM	LEAGUE	REGULAR SEASON						PLAYOFFS					
			GP	G	A	PTS	PIM	+/-	GP	G	A	PTS	PIM	+/-
2012-13	Seattle	WHL	1	0	0	0	0	0	-	-	-	-	-	-
2013-14	Seattle	WHL	58	6	13	19	18	1	9	2	2	4	6	0
2014-15	CAN U18	HLINKA	5	1	1	2	2	7	Won gold medal					
2014-15	Seattle	WHL	69	13	25	38	23	1	6	1	2	3	0	-8
2014-15	CAN U18	WU18	7	0	3	3	6	7	Won bronze medal					
2015-16	Seattle	WHL	69	19	46	65	33	14	18	8	14	22	8	11
2016-17	Seattle	WHL	67	28	42	70	21	34	17	6	20	26	12	11
2016-17	Seattle	Mem Cup	3	0	0	0	2	-4	Finished fourth overall					
<b>WHL TOTALS</b>			<b>264</b>	<b>66</b>	<b>126</b>	<b>192</b>	<b>95</b>	<b>50</b>	<b>50</b>	<b>17</b>	<b>38</b>	<b>55</b>	<b>26</b>	<b>14</b>

Named WHL Defenceman of the Year, the Bill Hunter Trophy, in 2016-17 ... Led Seattle Thunderbirds defencemen in scoring with 70 points (28G, 42A) and ranked third in team scoring ... Helped Seattle to the WHL Championship and advanced to the Memorial Cup ... Played for Canada's National Under-18 program twice, winning gold at the 2014 Hlinka Memorial and a bronze medal at the 2015 World U18 Men's Championship.

## 49 | TYLER BENSON

**POSITION:** LW **SHOOTS:** R **HEIGHT:** 5'11" **WEIGHT:** 202 lbs **DOB:** March 15, 1998 **BIRTHPLACE:** Edmonton, AB

**HOMETOWN:** Edmonton, AB **OILERS STATUS:** Signed a three-year entry level contract with the Oilers on Dec. 30, 2016

**NHL DRAFT:** Edmonton's second round selection, 32nd overall, in the 2016 NHL Draft



SEASON	TEAM	LEAGUE	REGULAR SEASON						PLAYOFFS					
			GP	G	A	PTS	PIM	+/-	GP	G	A	PTS	PIM	+/-
2013-14	Vancouver	WHL	7	0	0	0	0	-1	-	-	-	-	-	-
2014-15	Vancouver	WHL	62	14	31	45	55	-1	-	-	-	-	-	-
2014-15	CAN U18	WU18	7	1	3	4	8	n/a	Won bronze medal					
2015-16	CAN U18	HLINKA	4	1	4	5	0	n/a	Won gold medal					
2015-16	Vancouver	WHL	30	9	19	28	46	0	-	-	-	-	-	-
2016-17	Vancouver	WHL	33	11	31	42	31	-3	-	-	-	-	-	-
<b>WHL TOTALS</b>			<b>132</b>	<b>34</b>	<b>81</b>	<b>115</b>	<b>132</b>	<b>-5</b>	<b>-</b>	<b>-</b>	<b>-</b>	<b>-</b>	<b>-</b>	<b>-</b>

Has completed three seasons with the WHL's Vancouver Giants, his second season as team captain, posting 42 points (11, 31A) in 33 games ... Won a bronze medal as an underaged player with Canada at the 2015 U18 Men's Championship ... Helped Canada's National Under-18 Team win the 2015 Hlinka Memorial, serving as an alternate captain.

## FILIP BERGLUND

**POSITION:** D **SHOOTS:** R **HEIGHT:** 6'3" **WEIGHT:** 206 lbs **DOB:** May 10, 1997 **BIRTHPLACE:** Skelleftea, SWE

**HOMETOWN:** Skelleftea, SWE **OILERS STATUS:** Unsigned draft pick

**NHL DRAFT:** Edmonton's third round selection, 91st overall, in the 2016 NHL Draft



SEASON	TEAM	LEAGUE	REGULAR SEASON						PLAYOFFS					
			GP	G	A	PTS	PIM	+/-	GP	G	A	PTS	PIM	+/-
2013-14	Skelleftea AIK J20	Swe JE	5	0	0	0	2	0	-	-	-	-	-	-
2014-15	Skelleftea AIK J20	Swe JE	37	1	10	11	12	-12	5	0	1	1	2	-3
2015-16	Skelleftea AIK J20	Swe JE	43	19	22	41	6	8	5	1	3	4	8	5
2015-16	Skelleftea AIK	SHL	5	0	0	0	1	1	2	0	0	1	0	1
2016-17	Skelleftea AIK J20	Swe JE	10	3	4	7	2	4	-	-	-	-	-	-
2016-17	Skelleftea AIK	SHL	47	0	9	9	10	2	7	0	0	0	0	-2
<b>SHL TOTALS</b>			<b>52</b>	<b>0</b>	<b>9</b>	<b>9</b>	<b>10</b>	<b>3</b>	<b>9</b>	<b>0</b>	<b>0</b>	<b>0</b>	<b>0</b>	<b>-1</b>
<b>SWE JUNIORELIT TOTALS</b>			<b>95</b>	<b>23</b>	<b>36</b>	<b>59</b>	<b>22</b>	<b>0</b>	<b>10</b>	<b>1</b>	<b>4</b>	<b>5</b>	<b>10</b>	<b>2</b>

Entering his second full season in the Swedish Hockey League, where he plays with his hometown team Skelleftea AIK ... Joined Skelleftea AIK at the conclusion of the junior season, and appeared in two playoff games, as the team reached the SHL finals, losing to Växjö in six games ... In 2015-16, he led all defencemen in the Swedish Jr. A League with 19 goals and 41 points.



## 76 | BEN BETKER

**POSITION:** D **SHOOTS:** R **HEIGHT:** 6'6" **WEIGHT:** 223 lbs **DOB:** September 29, 1994 **BIRTHPLACE:** Cranbrook, BC  
**HOMETOWN:** Cranbrook, BC **OILERS STATUS:** Signed through 2017-18  
**NHL DRAFT:** Edmonton's sixth round selection, 158th overall, in the 2013 NHL Draft




SEASON	TEAM	LEAGUE	GP	REGULAR SEASON					+/-	PLAYOFFS				
				G	A	PTS	PIM			GP	G	A	PTS	PIM
2011-12	Westside	BCHL	59	5	13	18	52	n/a		-	-	-	-	-
2011-12	Portland	WHL	1	0	0	0	0	1		-	-	-	-	-
2012-13	Everett	WHL	68	1	5	6	100	-21		6	0	1	1	8
2013-14	Everett	WHL	68	7	14	21	102	-3		5	0	1	1	8
2014-15	Everett	WHL	64	6	25	31	63	19		9	1	2	3	9
2015-16	Bakersfield	AHL	14	0	2	2	9	-2		-	-	-	-	-
2015-16	Norfolk	ECHL	49	3	14	17	53	-2		-	-	-	-	-
2016-17	Bakersfield	AHL	30	1	5	6	18	7		-	-	-	-	-
2016-17	Norfolk	ECHL	5	3	2	5	2	4		-	-	-	-	-
	<b>AHL TOTALS</b>		<b>44</b>	<b>1</b>	<b>7</b>	<b>8</b>	<b>27</b>	<b>5</b>		<b>-</b>	<b>-</b>	<b>-</b>	<b>-</b>	<b>-</b>
	<b>ECHL TOTALS</b>		<b>54</b>	<b>6</b>	<b>16</b>	<b>22</b>	<b>55</b>	<b>2</b>		<b>-</b>	<b>-</b>	<b>-</b>	<b>-</b>	<b>-</b>
	<b>WHL TOTALS</b>		<b>201</b>	<b>14</b>	<b>44</b>	<b>58</b>	<b>265</b>	<b>-4</b>		<b>20</b>	<b>1</b>	<b>4</b>	<b>5</b>	<b>32</b>
	<b>BCHL TOTALS</b>		<b>59</b>	<b>5</b>	<b>13</b>	<b>18</b>	<b>52</b>	<b>n/a</b>		<b>-</b>	<b>-</b>	<b>-</b>	<b>-</b>	<b>-</b>

Named WHL Defenceman of the Year, the Bill Hunter Trophy, in 2016-17 ... Led Seattle Thunderbirds defencemen in scoring with 70 points (28G, 42A) and ranked third in team scoring ... Helped Seattle to the WHL Championship and advanced to the Memorial Cup ... Played for Canada's National Under-18 program twice, winning gold at the 2014 Hlinka Memorial and a bronze medal at the 2015 World U18 Men's Championship.

## SKYLER BRIND'AMOUR

**POSITION:** C **SHOOTS:** L **HEIGHT:** 6'2" **WEIGHT:** 175 lbs **DOB:** July 27, 1999 **BIRTHPLACE:** Raleigh, NC  
**HOMETOWN:** Raleigh, NC **OILERS STATUS:** Unsigned draft pick  
**NHL DRAFT:** Edmonton's sixth round selection, 177th overall, in the 2017 NHL Draft




SEASON	TEAM	LEAGUE	GP	REGULAR SEASON					+/-	PLAYOFFS				
				G	A	PTS	PIM			GP	G	A	PTS	PIM
2016-17	Selects Hky Academy	USPHL U18	6	3	6	9	2	n/a		1	0	1	1	2
2016-17	Team USA	USHL	8	1	0	1	0	-10		-	-	-	-	-
2016-17	USA U17	USDP	6	1	0	1	0	n/a		-	-	-	-	-
2016-17	USA U18	USDP	2	0	0	0	0	n/a		-	-	-	-	-
	<b>USHL TOTALS</b>		<b>8</b>	<b>1</b>	<b>0</b>	<b>1</b>	<b>0</b>	<b>-10</b>		<b>-</b>	<b>-</b>	<b>-</b>	<b>-</b>	<b>-</b>
	<b>USPHL U18 TOTALS</b>		<b>6</b>	<b>3</b>	<b>6</b>	<b>9</b>	<b>2</b>	<b>n/a</b>		<b>1</b>	<b>0</b>	<b>1</b>	<b>1</b>	<b>2</b>

Entering his first season with the BCHL's Chilliwack Chiefs, after one season with the Selects Hockey Academy of the USPHL U18 ... Also played with the U.S. National Team Development

Program in 2016-17, appearing in a total of 16 games with the U17, U18 and junior teams ... Committed to play at Michigan State University in 2019-20 ... Son of former NHL forward Rod Brind'Amour.

## MATTHEW CAIRNS

**POSITION:** D **SHOOTS:** L **HEIGHT:** 6'3" **WEIGHT:** 209 lbs **DOB:** April 27, 1998 **BIRTHPLACE:** Mississauga, ON  
**HOMETOWN:** Mississauga, ON **OILERS STATUS:** Unsigned draft pick  
**NHL DRAFT:** Edmonton's 3rd round selection, 84th overall, in the 2016 NHL Draft



SEASON	TEAM	LEAGUE	GP	REGULAR SEASON					+/-	PLAYOFFS				
				G	A	PTS	PIM			GP	G	A	PTS	PIM
2014-15	Toronto	OJHL	53	1	9	10	54	n/a		22	1	3	4	18
2015-16	Georgetown	OJHL	46	9	24	33	42	n/a		22	3	16	19	30
2016-17	Fargo	USHL	17	0	4	4	12	7		-	-	-	-	-
2016-17	Powell River	BCHL	18	2	14	16	26	0		11	0	2	2	10
	<b>BCHL TOTALS</b>		<b>18</b>	<b>2</b>	<b>14</b>	<b>16</b>	<b>26</b>	<b>0</b>		<b>11</b>	<b>0</b>	<b>2</b>	<b>2</b>	<b>10</b>
	<b>USHL TOTALS</b>		<b>17</b>	<b>0</b>	<b>4</b>	<b>4</b>	<b>12</b>	<b>7</b>		<b>-</b>	<b>-</b>	<b>-</b>	<b>-</b>	<b>-</b>
	<b>OJHL TOTALS</b>		<b>99</b>	<b>10</b>	<b>33</b>	<b>43</b>	<b>96</b>	<b>0</b>		<b>44</b>	<b>4</b>	<b>19</b>	<b>23</b>	<b>48</b>

Entering his first season at Cornell University ... Started the 2016-17 season with the USHL's Fargo Force, but moved to the BCHL's Powell River Kings in January ... Named the recipient of

the OJHL Top Prospect Award in 2015-16, as selected by NHL Central Scouting ... Coached by former Oiler Paul Coffey in midjet with the Toronto Marlboros AAA




## 15 | MITCH CALLAHAN

**POSITION:** RW **SHOOTS:** R **HEIGHT:** 6'0" **WEIGHT:** 190 lbs **DOB:** August 17, 1991 **BIRTHPLACE:** Whittier, CA

**HOMETOWN:** Whittier, CA **OILERS STATUS:** Signed through 2018-19

**NHL DRAFT:** Detroit's sixth round selection, 180th overall, in the 2009 NHL Draft



SEASON	TEAM	LEAGUE	REGULAR SEASON						PLAYOFFS					
			GP	G	A	PTS	PIM	+/-	GP	G	A	PTS	PIM	+/-
2008-09	Kelowna	WHL	70	14	13	27	188	11	22	1	3	4	43	3
2008-09	Kelowna	Mem Cup	4	0	1	1	2	1	-	-	-	-	-	-
2009-10	Kelowna	WHL	72	20	27	47	165	-1	12	2	4	6	10	-1
2010-11	Kelowna	WHL	62	23	31	54	87	4	10	5	4	9	17	2
2010-11	USA U20	WJC	6	1	0	1	2	-1	Won bronze medal					
2011-12	Grand Rapids	AHL	48	6	3	9	103	-3	-	-	-	-	-	-
2012-13	Grand Rapids	AHL	71	11	9	20	93	-3	24	6	5	11	33	1
2013-14	DETROIT	NHL	1	0	0	0	0	0	-	-	-	-	-	-
2013-14	Grand Rapids	AHL	70	26	18	44	51	23	8	1	4	5	6	-5
2014-15	Grand Rapids	AHL	48	16	22	38	24	3	-	-	-	-	-	-
2015-16	Grand Rapids	AHL	62	19	13	32	94	3	9	0	2	2	9	-3
2016-17	DETROIT	NHL	4	0	0	0	0	0	-	-	-	-	-	-
2016-17	Grand Rapids	AHL	66	16	27	43	57	6	-	-	-	-	-	-
<b>NHL TOTALS</b>			<b>5</b>	<b>0</b>	<b>0</b>	<b>0</b>	<b>0</b>	<b>0</b>	-	-	-	-	-	-
<b>AHL TOTALS</b>			<b>365</b>	<b>94</b>	<b>92</b>	<b>186</b>	<b>422</b>	<b>29</b>	<b>60</b>	<b>13</b>	<b>21</b>	<b>34</b>	<b>66</b>	<b>3</b>
<b>WHL TOTALS</b>			<b>204</b>	<b>57</b>	<b>71</b>	<b>128</b>	<b>440</b>	<b>14</b>	<b>44</b>	<b>8</b>	<b>11</b>	<b>19</b>	<b>70</b>	<b>4</b>

Entering his seventh professional season ... Helped the AHL's Grand Rapids Griffins win the Calder Cup in 2016-17, ranking fifth in team scoring in the playoffs ... Won a bronze medal with the U.S. at the 2011 World Junior Hockey Championship in Buffalo, NY

## 72 | GREGORY CHASE

**POSITION:** C **SHOOTS:** R **HEIGHT:** 6'0" **WEIGHT:** 190 lbs **DOB:** January 1, 1995 **BIRTHPLACE:** Sherwood Park, AB

**HOMETOWN:** Sherwood Park, AB **OILERS STATUS:** Signed through 2017-18

**NHL DRAFT:** Edmonton's seventh round selection, 188th overall, in the 2013 NHL Draft



SEASON	TEAM	LEAGUE	REGULAR SEASON						PLAYOFFS					
			GP	G	A	PTS	PIM	+/-	GP	G	A	PTS	PIM	+/-
2010-11	Calgary	WHL	5	0	0	0	6	0	-	-	-	-	-	-
2011-12	Calgary	WHL	60	6	22	28	41	2	5	1	1	2	11	-2
2012-13	Calgary	WHL	69	17	32	49	58	11	17	3	7	10	24	1
2013-14	Calgary	WHL	70	35	50	85	83	29	6	4	5	9	2	1
2013-14	Oklahoma City	AHL	5	1	0	1	4	1	-	-	-	-	-	-
2014-15	Calgary	WHL	15	2	13	15	20	2	-	-	-	-	-	-
2014-15	Victoria	WHL	46	18	26	44	39	4	10	7	4	11	6	3
2014-15	Oklahoma City	AHL	-	-	-	-	-	-	4	0	1	1	2	-1
2015-16	Bakersfield	AHL	19	1	6	7	25	3	-	-	-	-	-	-
2015-16	Norfolk	ECHL	43	18	19	37	46	-2	-	-	-	-	-	-
2016-17	Bakersfield	AHL	48	3	11	14	12	0	-	-	-	-	-	-
<b>AHL TOTALS</b>			<b>72</b>	<b>5</b>	<b>17</b>	<b>22</b>	<b>41</b>	<b>4</b>	<b>4</b>	<b>0</b>	<b>1</b>	<b>1</b>	<b>2</b>	<b>-1</b>
<b>ECHL TOTALS</b>			<b>43</b>	<b>18</b>	<b>19</b>	<b>37</b>	<b>46</b>	<b>-2</b>	-	-	-	-	-	-
<b>WHL TOTALS</b>			<b>265</b>	<b>78</b>	<b>143</b>	<b>221</b>	<b>247</b>	<b>48</b>	<b>38</b>	<b>15</b>	<b>17</b>	<b>32</b>	<b>43</b>	<b>3</b>

Entering his third year as a professional, spending the 2016-17 season with Bakersfield (AHL) ... Played four full seasons in the WHL, with Calgary and Victoria ... In his final season, with Victoria, finished second in team scoring in the playoffs, with 11 points (7G, 4A) in ten games ... Nephew of former NHLer Kelly Chase



## 61 | BRADEN CHRISTOFFER

**POSITION:** LW **SHOOTS:** L **HEIGHT:** 5'10" **WEIGHT:** 188 lbs **DOB:** August 2, 1994 **BIRTHPLACE:** Edmonton, AB  
**HOMETOWN:** Edmonton, AB **OILERS STATUS:** Signed through the 2017-18 season  
**NHL DRAFT:** Detroit's sixth round selection, 180th overall, in the 2009 NHL Draft



SEASON	TEAM	LEAGUE	GP	REGULAR SEASON						GP	PLAYOFFS					
				G	A	PTS	PIM	+/-			G	A	PTS	PIM	+/-	
2011-12	Sherwood Park	AJHL	48	10	14	24	158	n/a		-	-	-	-	-	-	-
2012-13	Regina	WHL	69	11	9	20	91	-18		-	-	-	-	-	-	-
2013-14	Regina	WHL	61	13	22	35	130	-1		4	0	1	1	14	-3	
2014-15	Regina	WHL	72	26	33	59	147	13		9	2	6	8	12	4	
2015-16	Bakersfield	AHL	33	1	4	5	57	-12		-	-	-	-	-	-	-
2015-16	Norfolk	ECHL	24	13	5	18	34	-9		-	-	-	-	-	-	-
2016-17	Bakersfield	AHL	49	5	3	8	45	0		-	-	-	-	-	-	-
<b>AHL TOTALS</b>			<b>82</b>	<b>6</b>	<b>7</b>	<b>13</b>	<b>102</b>	<b>-12</b>		-	-	-	-	-	-	-
<b>ECHL TOTALS</b>			<b>24</b>	<b>13</b>	<b>5</b>	<b>18</b>	<b>34</b>	<b>-9</b>		-	-	-	-	-	-	-
<b>WHL TOTALS</b>			<b>202</b>	<b>50</b>	<b>64</b>	<b>114</b>	<b>368</b>	<b>-6</b>		-	-	-	-	-	-	-
<b>AJHL TOTALS</b>			<b>48</b>	<b>10</b>	<b>14</b>	<b>24</b>	<b>158</b>	<b>n/a</b>		-	-	-	-	-	-	-

Entering his third full professional season ... Played three seasons with the WHL's Regina Pats, from 2012-15, serving as an alternate captain in 2014-15 ... Ranked second in team scoring for Regina in 2014-15, with 59 points (26G, 33A) in 72 games, also leading the team with 147 penalty minutes

## VINCENT DESHARNAIS

**POSITION:** D **SHOOTS:** R **HEIGHT:** 6'7" **WEIGHT:** 215 lbs **DOB:** May 29, 1996 **BIRTHPLACE:** Laval, QC  
**HOMETOWN:** Laval, QC **OILERS STATUS:** Unsigned draft pick  
**NHL DRAFT:** Edmonton's seventh round selection, 183rd overall, in the 2016 NHL Draft




SEASON	TEAM	LEAGUE	GP	REGULAR SEASON						GP	PLAYOFFS					
				G	A	PTS	PIM	+/-			G	A	PTS	PIM	+/-	
2014-15	Chilliwack	BCHL	54	1	4	5	52	n/a		12	1	7	8	0	n/a	
2015-16	Providence	H-EAST	19	1	1	2	8	1		-	-	-	-	-	-	-
2016-17	Providence	H-EAST	32	2	1	3	22	-2		-	-	-	-	-	-	-
<b>NCAA TOTALS</b>			<b>54</b>	<b>1</b>	<b>4</b>	<b>5</b>	<b>52</b>	<b>n/a</b>		-	-	-	-	-	-	-
<b>BCHL TOTALS</b>			<b>51</b>	<b>3</b>	<b>2</b>	<b>5</b>	<b>30</b>	<b>-1</b>		-	-	-	-	-	-	-

Entering his junior season with Providence College ... Joined Providence after a season with the BCHL's Chilliwack Chiefs ... Named Chilliwack's top defenceman in 2014-15 ... Studying management at Providence College

## 28 | GRAYSON DOWNING

**POSITION:** C **SHOOTS:** R **HEIGHT:** 6'0" **WEIGHT:** 192 lbs **DOB:** April 18, 1992 **BIRTHPLACE:** Abbotsford, BC  
**HOMETOWN:** Abbotsford, BC **OILERS STATUS:** Signed as a free agent by the Oilers on July 1, 2017 through 2017-18  
**NHL DRAFT:** Signed as an undrafted college free agent by the Minnesota on Mar. 24, 2015



SEASON	TEAM	LEAGUE	GP	REGULAR SEASON						GP	PLAYOFFS					
				G	A	PTS	PIM	+/-			G	A	PTS	PIM	+/-	
2008-09	Westside	BCHL	36	13	10	23	21	n/a		6	0	0	0	7	n/a	
2009-10	Westside	BCHL	43	1	18	36	28	n/a		11	6	4	10	8	n/a	
2010-11	Westside	BCHL	52	34	36	70	30	n/a		9	2	7	9	4	n/a	
2011-12	New Hampshire	H-EAST	34	10	13	23	44	13		-	-	-	-	-	-	-
2012-13	New Hampshire	H-EAST	38	15	16	31	44	13		-	-	-	-	-	-	-
2013-14	New Hampshire	H-EAST	34	10	12	22	46	-1		-	-	-	-	-	-	-
2014-15	New Hampshire	H-EAST	38	21	15	36	18	13		-	-	-	-	-	-	-
2014-15	Iowa	AHL	5	0	4	4	4	-1		-	-	-	-	-	-	-
2015-16	Iowa	AHL	56	19	21	40	24	3		-	-	-	-	-	-	-
2016-17	Iowa	AHL	47	7	15	22	11	1		-	-	-	-	-	-	-
2016-17	Tucson	AHL	12	2	2	4	4	-3		-	-	-	-	-	-	-
<b>AHL TOTALS</b>			<b>120</b>	<b>28</b>	<b>43</b>	<b>70</b>	<b>43</b>	<b>0</b>		-	-	-	-	-	-	-
<b>NCAA TOTALS</b>			<b>144</b>	<b>56</b>	<b>56</b>	<b>112</b>	<b>120</b>	<b>18</b>		-	-	-	-	-	-	-
<b>BCHL TOTALS</b>			<b>131</b>	<b>65</b>	<b>64</b>	<b>129</b>	<b>79</b>	<b>0</b>		<b>26</b>	<b>8</b>	<b>11</b>	<b>19</b>	<b>19</b>	<b>n/a</b>	

Entering his fourth season as a professional ... Acquired by Arizona from Minnesota on Feb. 26, 2017 along with draft picks, in exchange for Martin Hanzal and Ryan White ... Played for the Univ. of New Hampshire from 2011-15 ... Named to the 2015 Hockey East All-Tournament Team ... Named the BCHL Interior Division's Most Sportsmanlike Player in 2010-11



## 34 | NICK ELLIS

**POSITION:** G **CATCHES:** L **HEIGHT:** 6'1" **WEIGHT:** 180 lbs **DOB:** January 18, 1994 **BIRTHPLACE:** Millersville, ND

**HOMETOWN:** Millersville, ND **OILERS STATUS:** Signed through 2017-18

**NHL DRAFT:** Signed as an undrafted free agent by the Oilers on Apr. 7, 2016



SEASON	TEAM	LEAGUE	GP	W	LOTL	MIN	GA	SO	GAA	PLAYOFFS					
										GP	W	L	MIN	GA	SO GAA
2012-13	Des Moines	USHL	37	9	12	1	1882	107	0	3.41	-	-	-	-	-
2013-14	Providence	H-EAST	7	3	2	1	331	13	0	2.35	-	-	-	-	-
2014-15	Providence	H-EAST	5	2	0	0	189	7	1	2.22	-	-	-	-	-
2015-16	Providence	H-EAST	36	25	7	4	2196	66	4	1.80	-	-	-	-	-
2016-17	Bakersfield	AHL	34	16	12	3	1781	80	1	2.69	-	-	-	-	-
<b>AHL TOTALS</b>			<b>34</b>	<b>16</b>	<b>12</b>	<b>3</b>	<b>1781</b>	<b>80</b>	<b>1</b>	<b>2.69</b>	-	-	-	-	-
<b>NCAA TOTALS</b>			<b>48</b>	<b>30</b>	<b>9</b>	<b>5</b>	<b>2716</b>	<b>86</b>	<b>5</b>	<b>1.90</b>	-	-	-	-	-
<b>USHL TOTALS</b>			<b>37</b>	<b>9</b>	<b>12</b>	<b>1</b>	<b>1,882</b>	<b>107</b>	<b>0</b>	<b>3.41</b>	-	-	-	-	-

Led Bakersfield (AHL) with 34 games and 16 wins in 2016-17... Played three seasons with the Providence College Friars of the Hockey East Conference from 2013-16 ... Posted the greatest single-season goaltending performance in Providence College history in 2015-16 with a 1.80 GAA and .936 save percentage ... Earned the team's Lou Lamoriello Award as Team MVP ... Won the 2015 NCAA Championship with Providence

## 51 | BRIAN FERLIN

**POSITION:** RW **SHOOT:** R **HEIGHT:** 6'2" **WEIGHT:** 207 lbs **DOB:** June 3, 1992 **BIRTHPLACE:** Jacksonville, FL

**HOMETOWN:** Jacksonville, FL **OILERS STATUS:** Signed as a free agent by the Oilers on July 1, 2017, through 2017-18

**NHL DRAFT:** Boston's fourth round selection, 121st overall, in the 2011 NHL Draft



SEASON	TEAM	LEAGUE	GP	G	A	PTS	PIM	+/-	PLAYOFFS					
									GP	G	A	PTS	PIM	+/-
2009-10	Indiana	USHL	57	6	10	16	36	-5	8	1	2	3	2	-4
2010-11	Indiana	USHL	55	25	48	73	26	26	5	1	4	5	4	-2
2011-12	Cornell	ECAC	26	8	13	21	30	15	-	-	-	-	-	-
2012-13	Cornell	ECAC	34	10	14	24	55	10	-	-	-	-	-	-
2013-14	Cornell	ECAC	32	13	14	27	26	3	-	-	-	-	-	-
2014-15	BOSTON	NHL	7	0	1	1	0	0	-	-	-	-	-	-
2014-15	Providence	AHL	53	11	9	20	40	-9	-	-	-	-	-	-
2015-16	Providence	AHL	23	6	8	14	27	9	3	0	1	1	2	-4
2016-17	Providence	AHL	2	0	0	0	2	0	-	-	-	-	-	-
<b>NHL TOTALS</b>			<b>7</b>	<b>0</b>	<b>1</b>	<b>1</b>	<b>0</b>	<b>0</b>	-	-	-	-	-	-
<b>AHL TOTALS</b>			<b>78</b>	<b>17</b>	<b>17</b>	<b>34</b>	<b>69</b>	<b>0</b>	-	-	-	-	-	-
<b>NCAA TOTALS</b>			<b>92</b>	<b>31</b>	<b>41</b>	<b>72</b>	<b>111</b>	<b>28</b>	-	-	-	-	-	-
<b>USHL TOTALS</b>			<b>112</b>	<b>31</b>	<b>58</b>	<b>89</b>	<b>62</b>	<b>21</b>	-	-	-	-	-	-

Entering his fourth season as a professional ... Missed most of the 2016-17 season due to injury ... Made his NHL debut on Feb. 20, 2015 against St. Louis, and posted his first career NHL point the next game, on Feb. 22, against Chicago ... Played three seasons at Cornell University ... Named the ECAC Rookie of the Year in 2011-12



## 45 | JOSEPH GAMBARDILLA

**POSITION:** C **SHOOTS:** L **HEIGHT:** 5'10" **WEIGHT:** 188 lbs **DOB:** December 1, 1993 **BIRTHPLACE:** Staten Island, NY  
**HOMETOWN:** Staten Island, NY **OILERS STATUS:** Signed through the 2018-19 season  
**NHL DRAFT:** Signed as an undrafted free agent by the Oilers on March 28, 2017



SEASON	TEAM	LEAGUE	GP	REGULAR SEASON						+/-	PLAYOFFS					
				G	A	PTS	PIM				GP	G	A	PTS	PIM	+/-
2011-12	NJ Rockets	ATJHL	24	21	7	28	25	n/a			-	-	-	-	-	-
2011-12	Des Moines	USHL	31	4	5	9	2	n/a			-	-	-	-	-	-
2012-13	Des Moines	USHL	48	15	21	36	26	n/a			-	-	-	-	-	-
2013-14	UMass Lowell	H-East	41	5	5	10	8	8			-	-	-	-	-	-
2014-15	UMass Lowell	H-East	38	14	16	30	6	14			-	-	-	-	-	-
2015-16	UMass Lowell	H-East	40	10	27	37	2	17			-	-	-	-	-	-
2016-17	UMass Lowell	H-East	41	18	34	52	22	21			-	-	-	-	-	-
2016-17	Bakersfield	AHL	2	0	0	0	0	0			-	-	-	-	-	-
	<b>AHL TOTALS</b>		<b>2</b>	<b>0</b>	<b>0</b>	<b>0</b>	<b>0</b>	<b>0</b>			-	-	-	-	-	-
	<b>NCAA TOTALS</b>		<b>160</b>	<b>47</b>	<b>82</b>	<b>129</b>	<b>38</b>	<b>61</b>			-	-	-	-	-	-
	<b>USHL TOTALS</b>		<b>79</b>	<b>19</b>	<b>26</b>	<b>45</b>	<b>28</b>	<b>n/a</b>			-	-	-	-	-	-

Entering is first full season as a professional ... Led the UMass-Lowell Riverhawks in scoring in 2016-17... Named to the Hockey East All-Tournament Team for his six-point (1G, 5A) effort and plus four rating in five contests... Was the first UMass Lowell player ever to win the Walter Brown Award, given annually to the top American born player in New England

## ROMAN HORAK

**POSITION:** C **SHOOTS:** L **HEIGHT:** 6'0" **WEIGHT:** 170 lbs **DOB:** May 21, 1991 **BIRTHPLACE:** Ceske Budejovice, CZE  
**HOMETOWN:** Ceske Budejovice, CZE **OILERS STATUS:** Unsigned restricted free agent acquired by the Oilers from Calgary on Nov. 8, 2013 **NHL DRAFT:** NY Rangers' fifth round selection, 127th overall, in the 2009 NHL Draft



SEASON	TEAM	LEAGUE	GP	REGULAR SEASON						+/-	PLAYOFFS					
				G	A	PTS	PIM				GP	G	A	PTS	PIM	+/-
2006-07	C. Budejovice U20	CZE U20	16	1	4	5	6	-1			1	0	0	0	0	-2
2007-08	C. Budejovice U20	CZE U20	34	17	11	28	14	7			3	0	1	1	0	2
2007-08	HC C. Budejovice	CZE	1	0	0	0	0	0			-	-	-	-	-	-
2007-08	CZECH REP. U18	WU18 D1	5	1	4	5	0	4			Won a gold medal					
2008-09	C. Budejovice U20	CZE U20	31	16	17	33	14	13			2	0	0	0	0	0
2008-09	HC C. Budejovice	CZE	8	0	0	0	0	-1			9	1	0	1	0	-4
2008-09	CZECH REP. U18	WU18	6	2	1	3	4	-5			Finished sixth overall					
2009-10	Chilliwack	WHL	66	21	26	47	60	-7			6	2	4	6	4	2
2009-10	CZECH REP. U20	WJC	6	1	1	2	0	-4			Finished seventh overall					
2010-11	Chilliwack	WHL	64	26	52	67	60	-7			5	1	2	3	0	-4
2010-11	CZECH REP. U20	WJC	5	0	1	1	4	-2			Finished seventh overall					
2011-12	CALGARY	NHL	61	3	8	11	14	3			-	-	-	-	-	-
2011-12	Abbotsford	AHL	14	2	2	4	6	-4			8	0	3	3	2	1
2012-13	CALGARY	NHL	20	2	5	7	6	-4			-	-	-	-	-	-
2012-13	Abbotsford	AHL	59	16	14	30	24	-8			-	-	-	-	-	-
2013-14	EDMONTON/CALGARY	NHL	3	1	0	1	0	-1			-	-	-	-	-	-
2013-14	Oklahoma City/Abbotsford	AHL	66	23	32	55	22	-10			3	1	0	1	0	-2
2014-15	Podolsk	KHL	53	18	13	31	26	-3			-	-	-	-	-	-
2015-16	Podolsk	KHL	57	15	12	27	32	-9			-	-	-	-	-	-
2016-17	Podolsk	KHL	60	16	15	31	30	-4			4	0	1	1	2	-3
2016-17	CZECH REPUBLIC	WHC	8	3	3	6	0	1			Finished seventh overall					
	<b>NHL TOTALS</b>		<b>84</b>	<b>6</b>	<b>13</b>	<b>19</b>	<b>16</b>	<b>-3</b>			-	-	-	-	-	-
	<b>AHL TOTALS</b>		<b>139</b>	<b>41</b>	<b>48</b>	<b>89</b>	<b>52</b>	<b>-2</b>			<b>11</b>	<b>1</b>	<b>3</b>	<b>4</b>	<b>2</b>	<b>-1</b>
	<b>KHL TOTALS</b>		<b>177</b>	<b>49</b>	<b>44</b>	<b>93</b>	<b>88</b>	<b>-10</b>			<b>4</b>	<b>0</b>	<b>1</b>	<b>1</b>	<b>2</b>	<b>-3</b>
	<b>WHL TOTALS</b>		<b>130</b>	<b>47</b>	<b>78</b>	<b>125</b>	<b>99</b>	<b>8</b>			<b>11</b>	<b>3</b>	<b>6</b>	<b>9</b>	<b>4</b>	<b>-2</b>
	<b>CZECH EXTRALIGA TOTALS</b>		<b>9</b>	<b>0</b>	<b>0</b>	<b>0</b>	<b>0</b>	<b>-1</b>			<b>9</b>	<b>1</b>	<b>0</b>	<b>1</b>	<b>0</b>	<b>-4</b>
	<b>CZECH U20 TOTALS</b>		<b>81</b>	<b>34</b>	<b>32</b>	<b>66</b>	<b>34</b>	<b>19</b>			<b>6</b>	<b>0</b>	<b>1</b>	<b>1</b>	<b>0</b>	<b>0</b>

Entering his fourth season in the KHL, with Vityaz Podolsk ... Played for the Czech Republic at the 2017 World Hockey Championship ... Acquired by Edmonton from Calgary on May 12, 2014 along with Laurent Brossoit in exchange for Ladislav Smid and Olivier Roy




## 82 | CALEB JONES

**POSITION:** D **SHOOTS:** L **HEIGHT:** 6'1" **WEIGHT:** 205 lbs **DOB:** June 6, 1997 **BIRTHPLACE:** Frisco, TX

**HOMETOWN:** Frisco, TX **OILERS STATUS:** Signed through the 2019-20 season

**NHL DRAFT:** Edmonton's fourth round selection, 117th overall, in the 2015 NHL Draft



SEASON	TEAM	LEAGUE	GP	REGULAR SEASON					+/-	PLAYOFFS				
				G	A	PTS	PIM			GP	G	A	PTS	PIM
2013-14	USNTDP	USHL	33	0	7	7	57		-14	-	-	-	-	-
2014-15	USNTDP	USHL	25	2	6	8	28		14	-	-	-	-	-
2014-15	USA U18	INTL	65	6	18	24	50		n/a	-	-	-	-	-
2014-15	USA U18	WU18	7	0	5	5	0		6	Won gold medal				
2015-16	Portland	WHL	72	10	45	55	64		4	4	0	2	2	6
2015-16	Bakersfield	AHL	3	0	0	0	2		-2	-	-	-	-	-
2016-17	Portland	WHL	63	9	53	62	54		3	11	2	8	10	28
2016-17	USA U20	WJHC	7	0	2	2	2		2	Won gold medal				
<b>AHL TOTALS</b>				<b>3</b>	<b>0</b>	<b>0</b>	<b>0</b>		<b>2</b>	-	-	-	-	-
<b>WHL TOTALS</b>				<b>135</b>	<b>19</b>	<b>98</b>	<b>117</b>		<b>118</b>	<b>15</b>	<b>2</b>	<b>10</b>	<b>12</b>	<b>34</b>
<b>USHL TOTALS</b>				<b>58</b>	<b>2</b>	<b>13</b>	<b>15</b>		<b>85</b>	-	-	-	-	-

Led all Portland Winterhawks defencemen in scoring in 2016-17, with 62 points (9G, 53A) and ranked second on the team in assists and fourth in points... Younger brother of Columbus Blue Jackets defenceman Seth Jones and son of former NBA player Popeye Jones ... Won gold the U.S. at the 2015 World U18 Men's Championship and at the 2017 World Junior Championship

## PHILIP KEMP

**POSITION:** D **SHOOTS:** R **HEIGHT:** 6'3" **WEIGHT:** 202 lbs **DOB:** February 12, 1999 **BIRTHPLACE:** Greenwich, CT

**HOMETOWN:** Greenwich, CT **OILERS STATUS:** Unsigned draft pick

**NHL DRAFT:** Edmonton's seventh round selection, 208th overall, in the 2017 NHL Draft



SEASON	TEAM	LEAGUE	GP	REGULAR SEASON					+/-	PLAYOFFS				
				G	A	PTS	PIM			GP	G	A	PTS	PIM
2015-16	Team USA	USHL	35	1	3	4	2		-16	-	-	-	-	-
2016-17	Team USA	USHL	25	2	2	4	8		7	-	-	-	-	-
2016-17	USA U18	USDP	64	5	8	13	22		n/a	-	-	-	-	-
2016-17	USA U18	WU18	7	0	2	2	2		7	Won gold medal				
<b>USHL TOTALS</b>				<b>60</b>	<b>3</b>	<b>5</b>	<b>8</b>		<b>10</b>	-	-	-	-	-


In his freshman year at Yale University ... Completed two seasons with the U.S. National Team Development Program, serving as captain with both the under-17 and under-18 teams ... Won a gold medal as an alternate captain with the U.S. at the 2017 U18 World Men's Championship

## 89 | WILLIAM LAGESSON

**POSITION:** D **SHOOTS:** L **HEIGHT:** 6'3" **WEIGHT:** 202 lbs **DOB:** February 22, 1996 **BIRTHPLACE:** Gothenburg, SWE

**HOMETOWN:** Gothenburg, SWE **OILERS STATUS:** Signed through the 2018-19 season; Loaned to Djurgardens IF for

2017-18 season **NHL DRAFT:** Edmonton's fourth round selection, 91st overall, in the 2014 NHL Draft



SEASON	TEAM	LEAGUE	GP	REGULAR SEASON					+/-	PLAYOFFS				
				G	A	PTS	PIM			GP	G	A	PTS	PIM
2012-13	Frolunda HC J20	Swe JE	6	0	0	0	0		4	2	0	0	0	0
2013-14	SWE U18	HLINKA	4	1	1	2	2		3	Finished seventh overall				
2013-14	Frolunda HC J20	Swe JE	44	8	12	20	30		27	3	0	1	1	2
2013-14	SWE U18	WU18	7	3	0	2	6		5	Finished fourth overall				
2014-15	Dubuque	USHL	52	2	14	16	79		18	8	1	1	2	4
2014-15	SWE U20	WJC	7	0	1	1	8		1	Finished fourth overall				
2015-16	U Mass (Amherst)	H-East	27	2	5	7	26		-6	-	-	-	-	-
2016-17	U Mass (Amherst)	H-East	36	2	6	8	28		-6	-	-	-	-	-
<b>NCAA TOTALS</b>				<b>63</b>	<b>4</b>	<b>11</b>	<b>15</b>		<b>54</b>	-	-	-	-	-
<b>USHL TOTALS</b>				<b>52</b>	<b>2</b>	<b>14</b>	<b>16</b>		<b>79</b>	<b>8</b>	<b>1</b>	<b>1</b>	<b>2</b>	<b>4</b>
<b>SWE JUNIOR ELIT TOTALS</b>				<b>50</b>	<b>8</b>	<b>12</b>	<b>20</b>		<b>31</b>	<b>5</b>	<b>0</b>	<b>1</b>	<b>1</b>	<b>2</b>

Loaned to Djurgardens IF of the Swedish Hockey League by the Oilers for the 2017-18 season ... Signed a three-year entry level contract with Edmonton no April 7, 2017 ... Played with the University of Massachusetts Minutemen for two seasons (2015-17) ... Played for Sweden at the World U18 Men's Championship (2014) and the World Junior Hockey Championship (2015)





## 84 | JOEY LALEGGIA

POSITION: LW SHOTS: L HEIGHT: 5'9" WEIGHT: 182 lbs DOB: June 24, 1992 BIRTHPLACE: Burnaby, BC

HOMETOWN: Burnaby, BC OILERS STATUS: Signed through 2017-18

NHL DRAFT: Edmonton's fifth round selection, 123rd overall, in the 2012 NHL Draft



SEASON	TEAM	LEAGUE	GP	REGULAR SEASON						+/-	PLAYOFFS					
				G	A	PTS	PIM				GP	G	A	PTS	PIM	+/-
2008-09	Penticton	BCHL	2	0	0	0	0	n/a		-	-	-	-	-	-	-
2009-10	Penticton	BCHL	54	13	52	65	19	n/a		16	2	8	10	12	n/a	
2010-11	Penticton	BCHL	58	20	62	82	47	n/a		9	1	9	10	12	n/a	
2011-12	Univ. of Denver	WCHA	43	11	27	38	35	13		-	-	-	-	-	-	-
2012-13	Univ. of Denver	WCHA	39	11	18	29	31	-7		-	-	-	-	-	-	-
2013-14	Univ. of Denver	NCHC	37	12	12	24	36	7		-	-	-	-	-	-	-
2014-15	Univ. of Denver	NCHC	37	15	25	40	56	14		-	-	-	-	-	-	-
2014-15	Oklahoma City	AHL	5	1	1	2	2	-4		2	0	0	0	0	0	-1
2015-16	Bakersfield	AHL	63	8	19	27	38	3		-	-	-	-	-	-	-
2016-17	Bakersfield	AHL	67	20	18	38	30	3		-	-	-	-	-	-	-
AHL TOTALS			135	29	38	67	70	2		2	0	0	0	0	0	-1
NCAA TOTALS			156	49	82	131	158	27		-	-	-	-	-	-	-
BCHL TOTALS			114	33	114	147	66	n/a		25	3	17	20	24	n/a	


Entering his third season as a professional ... Signed a one-year contract extension on Jul. 12, 2017, running through the 2017-18 season ... Drafted as a defenceman, he switched to forward full-time in 2016-17, ranking third on Bakersfield with 20 goals ... Played at the Univ. of Denver from 2011-15 ... In 2014-15, he was named the NCHC Player of the Year, Top defenceman, best offensive and defensive defenceman

## 47 | KEEGAN LOWE

POSITION: D SHOTS: L HEIGHT: 6'2" WEIGHT: 195 lbs DOB: March 29, 1993 BIRTHPLACE: Greenwich, CT

HOMETOWN: Edmonton, AB OILERS STATUS: Signed as a free agent by the Oilers on July 1, 2017, through 2017-18

NHL DRAFT: Carolina's third round selection, 73rd overall, in the 2011 NHL Draft



SEASON	TEAM	LEAGUE	GP	REGULAR SEASON						+/-	PLAYOFFS					
				G	A	PTS	PIM				GP	G	A	PTS	PIM	+/-
2009-10	Edmonton	WHL	69	2	12	14	60	-16		-	-	-	-	-	-	-
2010-11	Edmonton	WHL	71	22	22	24	123	33		4	1	0	1	4	-2	
2011-12	Edmonton	WHL	72	3	20	23	139	17		20	3	4	7	44	13	
2011-12	Edmonton	Mem Cup	4	1	0	1	6	-2		Finished fourth overall						
2012-13	Edmonton	WHL	64	15	16	31	148	38		22	1	7	8	28	10	
2013-14	Charlotte	AHL	63	2	10	12	86	-7		-	-	-	-	-	-	-
2014-15	CAROLINA	NHL	2	0	0	0	10	-2		-	-	-	-	-	-	-
2014-15	Charlotte	AHL	58	2	9	11	106	-16		-	-	-	-	-	-	-
2015-16	Charlotte	AHL	67	3	11	14	75	-4		-	-	-	-	-	-	-
2016-17	Charlotte	AHL	49	3	9	12	53	4		-	-	-	-	-	-	-
2016-17	St. John's	AHL	22	3	3	6	21	8		3	0	0	0	0	0	-1
NHL TOTALS			2	0	0	0	10	-2		-	-	-	-	-	-	-
AHL TOTALS			259	13	42	55	34	-15		3	0	0	0	0	0	-1
WHL TOTALS			276	22	70	92	470	72		46	5	11	16	76	21	

Entering his fifth professional season ... Appeared in two NHL games with Carolina in 2014-15 ... Acquired by Montreal from Carolina on February 21, 2017, in exchange for Philip Samuelsson ... The son of retired NHL player and Oiler executive Kevin Lowe and Olympian Karen Percy



## KIRILL MAKSIMOV

**POSITION:** RW **SHOOTS:** R **HEIGHT:** 6'2" **WEIGHT:** 193 lbs **DOB:** June 1, 1999 **BIRTHPLACE:** Moscow, RUS

**HOMETOWN:** Moscow, RUS **OILERS STATUS:** Unsigned draft pick

**NHL DRAFT:** Oilers fifth round selection, 146th overall, in the 2017 NHL Draft



SEASON	TEAM	LEAGUE	GP	REGULAR SEASON					+/-		PLAYOFFS					+/-
				G	A	PTS	PIM				GP	G	A	PTS	PIM	
2015-16	Saginaw	OHL	54	6	15	21	18		-8		4	1	2	3	2	2
2015-16	RUS U18	WU18	4	0	0	0	0		-1		Finished sixth overall					
2016-17	Saginaw	OHL	37	6	10	16	26		9		-	-	-	-	-	-
2016-17	Niagara	OHL	29	15	7	22	15		-10		4	4	0	4	6	-3
2016-17	RUS U18	WU18	7	3	0	3	2		2		Won bronze medal					
<b>OHL TOTALS</b>			<b>120</b>	<b>27</b>	<b>32</b>	<b>59</b>	<b>59</b>		<b>-9</b>		<b>8</b>	<b>5</b>	<b>2</b>	<b>7</b>	<b>8</b>	<b>-1</b>

Has completed two seasons in the OHL, and his first season with the Niagara IceDogs ... Was acquired by Niagara in a trade with Saginaw on Jan. 10, 2017 in exchange for defenceman Hayden Davis along with two draft picks ... Helped Russia win a bronze medal at the 2017 U18 World Men's Championship ... Also played for Russia, as an underage player, at the 2016 World U18 Men's Championship

## 24 | BRAD MALONE

**POSITION:** C **SHOOTS:** L **HEIGHT:** 6'2" **WEIGHT:** 207 lbs **DOB:** May 20, 1989 **BIRTHPLACE:** Chatham, NB

**HOMETOWN:** Miramichi, NB **OILERS STATUS:** Signed as a free agent by the Oilers on July 3, 2017, through 2018-19

**NHL DRAFT:** Colorado's fourth round selection, 105th overall, in the 2007 NHL Draft




SEASON	TEAM	LEAGUE	GP	REGULAR SEASON					+/-		PLAYOFFS					+/-
				G	A	PTS	PIM				GP	G	A	PTS	PIM	
2006-07	Sioux Falls	USHL	57	14	19	33	134		6		8	3	1	4	24	4
2007-08	North Dakota	WCHA	34	1	2	3	44		0		-	-	-	-	-	-
2008-09	North Dakota	WCHA	41	5	12	17	77		5		-	-	-	-	-	-
2009-10	North Dakota	WCHA	43	11	14	25	102		14		-	-	-	-	-	-
2010-11	North Dakota	WCHA	43	16	24	40	108		23		-	-	-	-	-	-
2010-11	Lake Erie	AHL	-	-	-	-	-		-		3	0	1	1	2	0
2011-12	COLORADO	NHL	9	0	2	2	0		1		-	-	-	-	-	-
2011-12	Lake Erie	AHL	67	11	25	36	89		-7		-	-	-	-	-	-
2012-13	COLORADO	NHL	13	1	1	2	16		-7		-	-	-	-	-	-
2012-13	Lake Erie	AHL	63	10	14	24	99		-13		-	-	-	-	-	-
2013-14	COLORADO	NHL	32	3	2	5	23		-4		6	0	0	0	2	-1
2013-14	Lake Erie	AHL	35	8	7	15	74		-8		-	-	-	-	-	-
2014-15	CAROLINA	NHL	65	7	8	15	75		-7		-	-	-	-	-	-
2015-16	CAROLINA	NHL	57	2	4	6	75		-11		-	-	-	-	-	-
2016-17	Hershey	AHL	52	7	13	20	66		3		-	-	-	-	-	-
2016-17	Chicago	AHL	19	4	4	8	6		3		-	-	-	-	-	-
<b>NHL TOTALS</b>			<b>176</b>	<b>13</b>	<b>17</b>	<b>30</b>	<b>188</b>		<b>-29</b>		-	-	-	-	-	-
<b>AHL TOTALS</b>			<b>236</b>	<b>40</b>	<b>63</b>	<b>103</b>	<b>335</b>		<b>-21</b>		<b>3</b>	<b>0</b>	<b>1</b>	<b>1</b>	<b>2</b>	<b>0</b>
<b>NCAA TOTALS</b>			<b>161</b>	<b>33</b>	<b>52</b>	<b>85</b>	<b>331</b>		<b>42</b>		-	-	-	-	-	-
<b>USHL TOTALS</b>			<b>57</b>	<b>14</b>	<b>19</b>	<b>33</b>	<b>134</b>		<b>6</b>		<b>8</b>	<b>3</b>	<b>1</b>	<b>4</b>	<b>24</b>	<b>4</b>

Entering his seventh professional season ... His first career NHL goal came on Apr. 8, 2013 vs. Calgary ... Played four years with the University of North Dakota from 2007-11, winning one WCHA Championship in 2010 ... The nephew of former NHLer Greg Malone



## 90 | RYAN MANTHA

**POSITION:** D **SHOOTS:** R **HEIGHT:** 6'5" **WEIGHT:** 229 lbs **DOB:** June 18, 1996 **BIRTHPLACE:** North Bay, ON  
**HOMETOWN:** Clarkston, MI **OILERS STATUS:** Signed as an unsigned draft pick by the Oilers on Mar. 1, 2017, through 2019-20  
**NHL DRAFT:** New York Rangers' fourth round selection, 104th overall, in the 2014 NHL Draft



SEASON	TEAM	LEAGUE	GP	REGULAR SEASON					+/-	PLAYOFFS					+/-
				G	A	PTS	PIM			GP	G	A	PTS	PIM	
2012-13	Sioux City	USHL	52	1	6	7	48	n/a		-	-	-	-	-	n/a
2013-14	USA U18	HLINKA	5	0	1	1	27	2		Won silver medal					
2013-14	Sioux City	USHL	29	1	5	6	51	n/a		-	-	-	-	-	n/a
2013-14	Indiana	USHL	24	2	7	9	20	n/a		10	0	3	3	11	n/a
2014-15	Niagara	OHL	52	10	15	25	45	21		11	1	5	6	14	6
2015-16	Niagara	OHL	65	5	20	25	62	-1		17	3	7	10	14	6
2016-17	Niagara	OHL	65	17	41	58	70	-17		4	2	2	4	6	3
2016-17	Bakersfield	AHL	2	0	0	0	0	0		-	-	-	-	-	-
	<b>AHL TOTALS</b>		<b>2</b>	<b>0</b>	<b>0</b>	<b>0</b>	<b>0</b>	<b>0</b>		<b>-</b>	<b>-</b>	<b>-</b>	<b>-</b>	<b>-</b>	<b>-</b>
	<b>OHL TOTALS</b>		<b>135</b>	<b>19</b>	<b>98</b>	<b>117</b>	<b>118</b>	<b>3</b>		<b>15</b>	<b>2</b>	<b>10</b>	<b>12</b>	<b>34</b>	<b>4</b>
	<b>USHL TOTALS</b>		<b>105</b>	<b>4</b>	<b>18</b>	<b>22</b>	<b>119</b>	<b>n/a</b>		<b>10</b>	<b>0</b>	<b>2</b>	<b>2</b>	<b>11</b>	<b>n/a</b>

Led Niagara defencemen in scoring in 2016-17, with 58 points (17G, 41A) and ranked second on the team – also led the team in power play goals (10) and power play points (29)... Played for the U.S. National Under-18 Team at the 2013 Hlinka Memorial ... The nephew of former NHL and Oilers defenceman Moe Mantha

## JOHN MARINO

**POSITION:** D **SHOOTS:** R **HEIGHT:** 6'2" **WEIGHT:** 181 lbs **DOB:** May 21, 1997 **BIRTHPLACE:** Brockton, MA  
**HOMETOWN:** Brockton, MA **OILERS STATUS:** Unsigned  
**NHL DRAFT:** Edmonton's sixth round selection, 154th overall, in the 2015 NHL Draft



SEASON	TEAM	LEAGUE	GP	REGULAR SEASON					+/-	PLAYOFFS					+/-
				G	A	PTS	PIM			GP	G	A	PTS	PIM	
2013-14	South Shore	USPHL Pr	34	6	11	17	16	n/a		5	0	2	2	2	n/a
2014-15	South Shore	USPHL Pr	49	4	24	28	42	n/a		5	0	2	2	6	n/a
2015-16	Tri-City	USHL	56	5	25	30	43	5		11	0	2	2	6	10
2016-17	Harvard Univ.	H-EAST	32	2	13	15	24	20		-	-	-	-	-	-
	<b>NCAA TOTALS</b>		<b>32</b>	<b>2</b>	<b>13</b>	<b>15</b>	<b>24</b>	<b>20</b>		<b>-</b>	<b>-</b>	<b>-</b>	<b>-</b>	<b>-</b>	<b>-</b>
	<b>USHL TOTALS</b>		<b>56</b>	<b>5</b>	<b>25</b>	<b>30</b>	<b>43</b>	<b>5</b>		<b>-</b>	<b>-</b>	<b>-</b>	<b>-</b>	<b>-</b>	<b>-</b>
	<b>USPHL PREMIER TOTALS</b>		<b>83</b>	<b>10</b>	<b>35</b>	<b>45</b>	<b>58</b>	<b>0</b>		<b>10</b>	<b>0</b>	<b>4</b>	<b>4</b>	<b>8</b>	<b>n/a</b>

Entering his sophomore year at Harvard University ... Won the ECAC Championship with Harvard in 2016-17, and was named to the NCAA All-Ivy Second All-Star Team as a freshman ... Won the Clark Cup with the USHL's Tri-City Storm in 2016

## GRAHAM MCPHEE

**POSITION:** LW **SHOOTS:** L **HEIGHT:** 6'0" **WEIGHT:** 174 lbs **DOB:** July 24, 1998 **BIRTHPLACE:** Bethesda, MD  
**HOMETOWN:** Bethesda, MD **OILERS STATUS:** Unsigned draft pick  
**NHL DRAFT:** Edmonton's fifth round selection, 149th overall, in the 2016 NHL Draft



SEASON	TEAM	LEAGUE	GP	REGULAR SEASON					+/-	PLAYOFFS					+/-
				G	A	PTS	PIM			GP	G	A	PTS	PIM	
2014-15	Team USA	USHL	31	2	10	12	42	-12		-	-	-	-	-	-
2015-16	Team USA	USHL	20	5	0	5	16	1		-	-	-	-	-	-
2015-16	USA U18	USDP	50	10	8	18	51	n/a		-	-	-	-	-	-
2015-16	USA U18	WU18	7	2	3	5	29	3		Won a gold medal					
2016-17	Boston College	H-EAST	39	2	8	10	42	1		-	-	-	-	-	-
	<b>NCAA TOTALS</b>		<b>39</b>	<b>2</b>	<b>8</b>	<b>10</b>	<b>42</b>	<b>1</b>		<b>-</b>	<b>-</b>	<b>-</b>	<b>-</b>	<b>-</b>	<b>-</b>
	<b>USHL TOTALS</b>		<b>51</b>	<b>7</b>	<b>10</b>	<b>17</b>	<b>58</b>	<b>-11</b>		<b>-</b>	<b>-</b>	<b>-</b>	<b>-</b>	<b>-</b>	<b>-</b>

Entering his sophomore year at Boston College ... Scored his first career shorthanded goal against UMass Lowell in the Hockey East title game on March 18 ... Member of the U.S. Men's National Under-18 Team at the 2016 IIHF Under-18 Men's World Championship in Grand Forks, North Dakota ... Son of Vegas Golden Knights General Manager and former NHLer George McPhee



## AIDAN MUIR

**POSITION:** RW **SHOOTS:** R **HEIGHT:** 6'3" **WEIGHT:** 205 lbs **DOB:** August 21, 1995 **BIRTHPLACE:** Brampton, ON

**HOMETOWN:** Brampton, ON **OILERS STATUS:** Unsigned draft pick

**NHL DRAFT:** Edmonton's second round selection, 32nd overall, in the 2016 NHL Draft



SEASON	TEAM	LEAGUE	GP	REGULAR SEASON					+/-	GP	PLAYOFFS					+/-
				G	A	PTS	PIM				G	A	PTS	PIM		
2013-14	Indiana	USHL	54	14	27	41	60	30		10	0	2	2	11	0	
2014-15	Western Michigan	NCHC	36	6	9	15	4	8		-	-	-	-	-	-	
2015-16	Western Michigan	NCHC	35	2	6	8	20	-17		-	-	-	-	-	-	
2016-17	Western Michigan	NCHC	20	2	9	11	8	-6		-	-	-	-	-	-	
	<b>NCAA TOTALS</b>		<b>91</b>	<b>10</b>	<b>24</b>	<b>34</b>	<b>32</b>	<b>-15</b>		<b>-</b>	<b>-</b>	<b>-</b>	<b>-</b>	<b>-</b>	<b>-</b>	
	<b>USHL TOTALS</b>		<b>54</b>	<b>14</b>	<b>27</b>	<b>41</b>	<b>60</b>	<b>30</b>		<b>10</b>	<b>0</b>	<b>2</b>	<b>2</b>	<b>11</b>	<b>0</b>	

Entering his senior season at Western Michigan ... Named 2016-17 Academic All-NCHC... Named to 2015-16 NCHC All-Academic Team ... 2015-16 NCHC Scholar-Athlete for posting a GPA of 3.50 or higher... Helped the USHL's Indiana Ice win the Clark Cup in 2013-14 ... Selected as the 1st overall pick in the 2013 USHL Entry Draft by the Indiana Ice

## MARKUS NIEMELAINEN

**POSITION:** D **SHOOTS:** L **HEIGHT:** 6'4" **WEIGHT:** 190 lbs **DOB:** January 8, 1998 **BIRTHPLACE:** Kuopio, FIN

**HOMETOWN:** Kuopio, FIN **OILERS STATUS:** Unsigned draft pick

**NHL DRAFT:** Edmonton's third round selection, 63rd overall, in the 2016 NHL Draft



SEASON	TEAM	LEAGUE	GP	REGULAR SEASON					+/-	GP	PLAYOFFS					+/-
				G	A	PTS	PIM				G	A	PTS	PIM		
2014-15	HPK U20	FIN Jr. A	39	2	14	16	28	24		12	0	5	5	4	8	
2014-15	FIN U18	WU18	7	0	0	0	0	-2		Won silver medal						
2015-16	FIN U18	HLINKA	5	0	2	2	6	3		Finished fourth overall						
2015-16	Saginaw	OHL	65	1	26	27	28	-23		4	0	0	0	0	0	
2015-16	FIN U18	WU18	7	0	1	1	6	1		Won gold medal						
2016-17	Saginaw	OHL	59	3	6	9	40	-5		-	-	-	-	-	-	
	<b>OHL TOTALS</b>		<b>124</b>	<b>4</b>	<b>32</b>	<b>36</b>	<b>68</b>	<b>-28</b>		<b>4</b>	<b>0</b>	<b>0</b>	<b>0</b>	<b>0</b>	<b>-6</b>	
	<b>FIN JR A TOTALS</b>		<b>39</b>	<b>2</b>	<b>14</b>	<b>16</b>	<b>28</b>	<b>24</b>		<b>12</b>	<b>0</b>	<b>5</b>	<b>5</b>	<b>4</b>	<b>8</b>	

Will play with HPK in Finland's SM-Liiga for the 2017-18 season ... Played two seasons with the OHL's Saginaw Spirit ... Won a gold medal with Finland's National Under-18 Team at the 2016 World U18 Men's Championship ... Also played for Finland at the 2015 World U18 Men's Hockey Championship and the 2015 Hlinka Memorial



## 92 | ZIYAT PAIGIN

POSITION: D SHOOTS: L HEIGHT: 6'6" WEIGHT: 210 lbs DOB: February 8, 1995 BIRTHPLACE: Penza, RUS

HOMETOWN: Penza, RUS OILERS STATUS: Signed through 2018-19

NHL DRAFT: Edmonton's seventh round selection, 209th overall, in the 2015 NHL Draft



SEASON	TEAM	LEAGUE	GP	REGULAR SEASON						PLAYOFFS					
				G	A	PTS	PIM	+/-		GP	G	A	PTS	PIM	+/-
2012-13	Kazan	MHL	46	3	9	12	16	-1		4	0	0	0	2	1
2012-13	RUS U19	WJAC	4	0	0	0	4	n/a		-	-	-	-	-	-
2013-14	Kazan	MHL	47	3	8	11	14	16		12	0	1	1	2	3
2014-15	Kazan	KHL	33	1	1	2	2	3		2	0	0	0	0	0
2014-15	Kazan	VHL	3	0	1	1	4	1		-	-	-	-	-	-
2014-15	RUS U20	WJC	7	1	2	3	20	7		Won silver medal					
2015-16	Kazan	KHL	8	0	1	1	2	2		-	-	-	-	-	-
2015-16	Kazan	VHL	10	1	4	5	2	-7		-	-	-	-	-	-
2015-16	Sochi	KHL	37	9	18	27	8	3		4	0	0	0	2	-3
2016-17	Kazan	KHL	17	1	3	4	4	-7		-	-	-	-	-	-
2016-17	Kazan	VHL	17	5	2	7	24	-8		-	-	-	-	-	-
2016-17	Bakersfield	AHL	5	0	0	0	2	-4		-	-	-	-	-	-
	AHL TOTALS		5	0	0	0	2	-4		-	-	-	-	-	-
	KHL TOTALS		95	11	23	34	16	1		6	0	0	0	2	-3
	VHL TOTALS		30	6	7	13	30	-14		-	-	-	-	-	-
	MHL TOTALS		93	6	17	23	30	15		16	0	1	1	4	4

Won a silver medal with Russia at the 2015 World Junior Hockey Championship in Montreal/ Toronto ... Finished the 2015-16 season with HK Sochi (KHL), posting 27 points (9G, 18A) in 37 games ... Played in the 2016 KHL All-Star Game ... His sister, Marta Paigina is a professional tennis player

## 32 | EDDIE PASQUALE

POSITION: G CATCHES: L HEIGHT: 6'3" WEIGHT: 215 lbs DOB: November 20, 1990 BIRTHPLACE: Toronto, ON

HOMETOWN: Toronto, ON OILERS STATUS: Signed as a free agent by the Oilers on July 1, 2017 through 2017-18

NHL DRAFT: Atlanta Thrashers' fourth round selection, 117th overall, in the 2009 NHL Draft



SEASON	TEAM	LEAGUE	GP	REGULAR SEASON						PLAYOFFS					
				W	LOT	MIN	GA	SO	GAA	GP	W	L	MIN	GA	SO GAA
2006-07	Wellington	OPJHL	18	13	3	3	1091	35	1.92	-	-	-	-	-	-
2006-07	Belleville	OHL	7	4	1	0	367	19	0 3.10	-	-	-	-	-	-
2007-08	Belleville	OHL	10	4	4	2	558	27	1 2.90	-	-	-	-	-	-
2007-08	Saginaw	OHL	13	8	5	0	661	39	0 3.54	-	-	-	-	-	-
2008-09	Saginaw	OHL	61	32	21	6	3536	178	0 3.02	-	-	-	-	-	-
2009-10	Saginaw	OHL	51	27	17	5	2898	153	1 3.17	-	-	-	-	-	-
2010-11	Chicago	AHL	24	11	11	1	1372	67	1 2.93	-	-	-	-	-	-
2010-11	Gwinnett	ECHL	12	4	6	2	691	40	1 3.47	-	-	-	-	-	-
2011-12	St. John's	AHL	38	23	12	1	2163	87	4 2.41	15	7	8	0 37	02.42	
2012-13	St. John's	AHL	43	15	23	4	2453	114	4 2.79	-	-	-	-	-	-
2013-14	St. John's	AHL	31	17	13	1	1851	75	1 2.43	-	-	-	-	-	-
2015-16	St. John's	AHL	39	13	10	3	1531	67	0 2.62	-	-	-	-	-	-
2015-16	Brampton	ECHL	12	7	4	0	715	44	0 3.69	-	-	-	-	-	-
2016-17	Grand Rapids	AHL	29	15	9	5	1654	67	4 2.43	1	0	0 41	0 0	0 0	
	AHL CAREER		195	94	78	15	11024	477	14 2.60	16	7	8 958	37	02.32	
	ECHL CAREER		24	11	10	2	1406	84	1 3.58	-	-	-	-	-	-
	OHL CAREER		142	75	48	13	8020	416	2 3.11	16	6	9 988	53	03.22	
	OPJHL CAREER		18	13	3	3	1,091	35	1 1.92	-	-	-	-	-	-

Entering his eighth professional season ... Won the 2017 Calder Cup with the AHL's Grand Rapids Griffins ... Winnipeg Jets 2012-13 ... Named to the 2011-12 AHL All-Rookie Team ... Played four seasons in the OHL with Belleville/Saginaw ... Named to the OHL Third All-Star Team in 2008-09 ... Belleville's 3rd round selection, 56th overall, in the 2006 OHL Priority Selection



## 71 | KYLE PLATZER

**POSITION:** C **SHOOTS:** R **HEIGHT:** 6'0" **WEIGHT:** 172 lbs **DOB:** March 4, 1995 **BIRTHPLACE:** Kitchner, ON

**HOMETOWN:** Kitchner, ON **OILERS STATUS:** Signed through 2017-18

**NHL DRAFT:** Oilers fourth round selection, 96th overall, in the 2013 NHL Draft



SEASON	TEAM	LEAGUE	GP	REGULAR SEASON					+/-	PLAYOFFS					+/-
				G	A	PTS	PIM			GP	G	A	PTS	PIM	
2011-12	London	OHL	4	0	1	1	0	1		-	-	-	-	-	-
2012-13	London	OHL	65	5	17	22	15	7		21	2	4	6	8	4
2012-13	London	Mem Cup	5	1	1	2	0	1		-	-	-	-	-	-
2013-14	London	OHL	39	9	8	17	14	-4		-	-	-	-	-	-
2013-14	Owen Sound	OHL	27	13	6	19	12	-10		5	1	2	3	6	-2
2014-15	Owen Sound	OHL	68	34	47	81	46	13		5	1	4	5	4	0
2014-15	Oklahoma City	AHL	4	2	1	3	0	2		3	0	0	0	0	0
2015-16	Bakersfield	AHL	48	6	11	17	24	-9		-	-	-	-	-	-
2016-17	Bakersfield	AHL	51	1	7	8	14	-7		-	-	-	-	-	-
<b>AHL TOTALS</b>			<b>103</b>	<b>9</b>	<b>19</b>	<b>28</b>	<b>38</b>	<b>-14</b>		<b>3</b>	<b>0</b>	<b>0</b>	<b>0</b>	<b>0</b>	<b>0</b>
<b>OHL TOTALS</b>			<b>203</b>	<b>61</b>	<b>79</b>	<b>140</b>	<b>87</b>	<b>7</b>		<b>31</b>	<b>4</b>	<b>10</b>	<b>14</b>	<b>18</b>	<b>2</b>

Entering his third professional season ... Led the Owen Sound Attack in scoring in 2014-15, with 81 points (34G, 47A) in 68 games ... Helped London win the 2013 OHL Championship, and played in the Memorial Cup Tournament

## AAPALI RASANEN

**POSITION:** C **SHOOTS:** R **HEIGHT:** 6'0" **WEIGHT:** 208 lbs **DOB:** June 1, 1995 **BIRTHPLACE:** Tampere, FIN

**HOMETOWN:** Tampere, FIN **OILERS STATUS:** Unsigned draft pick

**NHL DRAFT:** Edmonton's sixth round selection, 153rd overall, in the 2016 NHL Draft



SEASON	TEAM	LEAGUE	GP	REGULAR SEASON					+/-	PLAYOFFS					+/-
				G	A	PTS	PIM			GP	G	A	PTS	PIM	
2014-15	Tappara	FIN Jr. A	41	5	7	12	22	-5		-	-	-	-	-	-
2015-16	FIN U18	HLINKA	5	0	3	3	2	-2		-	-	-	-	-	-
2015-16	Tappara	FIN Jr. A	50	19	19	38	26	17		3	1	0	1	0	-
2015-16	FIN U18	WU18	7	3	6	9	12	8		-	-	-	-	-	-
2016-17	Sioux City	USHL	38	7	18	25	30	21		13	2	2	4	12	-
2016-17	FIN U20	WJHC	6	2	4	6	2	-1		-	-	-	-	-	-
<b>USHL TOTALS</b>			<b>38</b>	<b>7</b>	<b>18</b>	<b>25</b>	<b>30</b>	<b>21</b>		<b>-</b>	<b>-</b>	<b>-</b>	<b>-</b>	<b>-</b>	<b>-</b>
<b>FINLAND JUNIOR A TOTALS</b>			<b>91</b>	<b>24</b>	<b>26</b>	<b>50</b>	<b>48</b>	<b>12</b>		<b>3</b>	<b>1</b>	<b>0</b>	<b>1</b>	<b>0</b>	<b>-</b>

Entering his freshman season at Boston College, after one year with the USHL's Sioux City Musketeers ... Played for Finland at the 2017 World Junior Hockey Championship in Toronto/Montreal, leading his team with a 66.9 faceoff percentage, and named by the coaching staff as one of the team's top three players ... Won a gold medal with Finland at the 2016 U18 World Championship, where the coaching staff voted him as one of the top three players on the team ... His father Aimo is an actor in Finland, and has appeared in movies, television and theater, most recently in the Finnish Television Series Up-Veden vangit



## 8 | TY RATTIE

**POSITION:** RW **SHOOTS:** R **HEIGHT:** 6'0" **WEIGHT:** 195 lbs **DOB:** February 5, 1993 **BIRTHPLACE:** Airdrie, AB  
**HOMETOWN:** Airdrie, AB **OILERS STATUS:** Signed by the Oilers as a free agent on July 1, 2017, through 2017-18  
**NHL DRAFT:** St. Louis' second round selection, 32nd overall, in the 2011 NHL Draft




SEASON	TEAM	LEAGUE	GP	REGULAR SEASON					+/-		PLAYOFFS					+/-
				G	A	PTS	PIM				GP	G	A	PTS	PIM	
2008-09	Brooks	AJHL	2	0	0	0	0	0	0		2	0	1	1	0	0
2008-09	Portland	WHL	10	1	0	1	0	-3			-	-	-	-	-	-
2009-10	Portland	WHL	61	17	20	37	38	10			13	2	2	4	12	3
2010-11	Portland	WHL	67	28	51	79	55	20			21	9	13	22	22	11
2011-12	Portland	WHL	69	57	64	121	54	23			21	19	14	33	12	10
2012-13	Canada U20	CRC	4	3	2	5	2	n/a			Won series in a tie-breaker					
2012-13	Portland	WHL	62	48	62	110	27	56			21	20	16	36	17	14
2012-13	Canada U20	WJC	6	3	0	3	0	0			-	-	-	-	-	-
2012-13	Portland	Mem Cup	5	6	6	12	6	6			Finished fourth overall					
2013-14	ST. LOUIS	NHL	1	0	0	0	0	-2			-	-	-	-	-	-
2013-14	Chicago	AHL	72	31	17	48	37	5			9	1	2	3	4	-5
2014-15	ST. LOUIS	NHL	11	0	2	2	2	0			-	-	-	-	-	-
2014-15	Chicago	AHL	59	21	21	42	12	7			3	0	0	0	2	-3
2015-16	ST. LOUIS	NHL	13	4	2	6	4	1			-	-	-	-	-	-
2015-16	Chicago	AHL	62	17	29	46	28	-12			-	-	-	-	-	-
2016-17	ST. LOUIS	NHL	4	0	0	0	0	0			-	-	-	-	-	-
2016-17	Chicago	AHL	22	2	3	5	2	-1			9	2	2	4	14	-7
2016-17	CAROLINA	NHL	5	0	2	2	0	-2			-	-	-	-	-	-
<b>NHL TOTALS</b>			<b>34</b>	<b>4</b>	<b>6</b>	<b>10</b>	<b>6</b>	<b>-3</b>			<b>-</b>	<b>-</b>	<b>-</b>	<b>-</b>	<b>-</b>	<b>-</b>
<b>AHL TOTALS</b>			<b>215</b>	<b>71</b>	<b>70</b>	<b>141</b>	<b>79</b>	<b>-1</b>			<b>21</b>	<b>3</b>	<b>4</b>	<b>7</b>	<b>20</b>	<b>-15</b>
<b>WHL TOTALS</b>			<b>269</b>	<b>151</b>	<b>197</b>	<b>348</b>	<b>174</b>	<b>106</b>			<b>76</b>	<b>50</b>	<b>45</b>	<b>95</b>	<b>63</b>	<b>38</b>
<b>AJHL TOTALS</b>			<b>2</b>	<b>0</b>	<b>0</b>	<b>0</b>	<b>0</b>	<b>0</b>			<b>2</b>	<b>0</b>	<b>1</b>	<b>1</b>	<b>0</b>	<b>0</b>

Entering his fifth professional season ... Claimed on waivers by Carolina from St. Louis on Jan. 4, 2017, then reclaimed by St. Louis on Feb. 19, 2017 ... Played in the 2015 AHL All-Star Game ... Led all AHL rookies with 31 goals in 2013-14 ... Played for the WHL's Portland Winterhawks from 2009-13, posting 348 points (151G, 197A) in 269 games ... Named WHL Playoffs Most Valuable Player in 2013, helping Portland capture the WHL Championship .. Was named to the 2013 Memorial Cup All-Star Team ... Played for Canada at the 2013 World Junior Hockey Championship in Ufa, Russia

## 52 | PATRICK RUSSELL

**POSITION:** RW **SHOOTS:** R **HEIGHT:** 6'0" **WEIGHT:** 205 lbs **DOB:** January 4, 1993 **BIRTHPLACE:** Bickerod, DEN  
**HOMETOWN:** Bickerod, DEN **OILERS STATUS:** Signed through 2017-18  
**NHL DRAFT:** Signed as an undrafted college free agent by the Oilers on May 9, 2016



SEASON	TEAM	LEAGUE	GP	REGULAR SEASON					+/-		PLAYOFFS					+/-
				G	A	PTS	PIM				GP	G	A	PTS	PIM	
2009-10	Denmark U18	WU18 D1	5	2	7	9	0	7			-	-	-	-	-	-
2010-11	Linköping HC J20	Swe JE	4	0	0	0	2	n/a			-	-	-	-	-	-
2010-11	Denmark U18	WU18 D1	5	5	9	14	0	7			-	-	-	-	-	-
2010-11	Denmark U20	WJC D1	5	7	1	8	2	8			-	-	-	-	-	-
2011-12	Linköping HC J20	Swe JE	1	0	0	0	0	0			1	0	0	0	0	0
2012-13	Linköping HC J20	Swe JE	37	18	18	36	6	24			5	0	3	3	4	-1
2012-13	Denmark U20	WJC D1A	5	1	1	2	18	0			-	-	-	-	-	-
2013-14	Waterloo	USHL	55	29	20	49	40	21			12	5	3	8	6	3
2014-15	St. Cloud State	NCHC	40	10	15	25	12	-5			-	-	-	-	-	-
2015-16	St. Cloud State	NCHC	41	20	21	41	14	24			-	-	-	-	-	-
2016-17	Bakersfield	AHL	68	8	9	17	22	-8			-	-	-	-	-	-
2016-17	Denmark	WHC	7	1	0	1	0	-2			-	-	-	-	-	-
<b>AHL TOTALS</b>			<b>68</b>	<b>8</b>	<b>9</b>	<b>17</b>	<b>22</b>	<b>-8</b>			<b>-</b>	<b>-</b>	<b>-</b>	<b>-</b>	<b>-</b>	<b>-</b>
<b>NCAA TOTALS</b>			<b>81</b>	<b>30</b>	<b>36</b>	<b>66</b>	<b>26</b>	<b>19</b>			<b>-</b>	<b>-</b>	<b>-</b>	<b>-</b>	<b>-</b>	<b>-</b>
<b>USHL TOTALS</b>			<b>55</b>	<b>29</b>	<b>20</b>	<b>49</b>	<b>40</b>	<b>21</b>			<b>12</b>	<b>5</b>	<b>3</b>	<b>8</b>	<b>6</b>	<b>3</b>
<b>SWE SUPERELIT TOTALS</b>			<b>42</b>	<b>18</b>	<b>18</b>	<b>36</b>	<b>8</b>	<b>24</b>			<b>6</b>	<b>0</b>	<b>3</b>	<b>3</b>	<b>4</b>	<b>-1</b>

Entering his second professional season ... Played for Denmark at the 2017 World Championship in France/Germany ... Played two seasons at St. Cloud State, capturing the NCHC title in 2016 ... Was named to the 2015 All-NCHC Rookie Team ... Played one season with the USHL's Waterloo Black Hawks in 2013-14 ... Has represented Denmark at two World Under-18 Championships, D1 and two World Junior Championships, D1, serving as a team captain at the 2013 WHC, Division 1A





## OSTAP SAFIN

**POSITION:** RW **SHOOTS:** R **HEIGHT:** 6'5" **WEIGHT:** 192 lbs **DOB:** February 11, 1999 **BIRTHPLACE:** Prague, CZE

**HOMETOWN:** Prague, CZE **OILERS STATUS:** Unsigned draft pick

**NHL DRAFT:** Oilers fourth round selection, 115th overall, in the 2017 NHL Draft



SEASON	TEAM	LEAGUE	GP	REGULAR SEASON					+/-	PLAYOFFS				
				G	A	PTS	PIM			GP	G	A	PTS	PIM
2015-16	Sparta U20	CZE U20	2	0	0	0	2	0		-	-	-	-	-
2015-16	Sparta Praha	CZE	1	0	0	0	0	0		-	-	-	-	-
2016-17	CZE U18	HLINKA	4	3	1	4	2	1		-	-	-	-	-
2016-17	Sparta U20	CZE U20	24	6	12	18	66	6		6	4	5	9	2
2016-17	Sparta Praha	CZE	8	1	1	2	2	2		-	-	-	-	-3
2016-17	Litomerice	CZE 2	3	0	0	0	0	-1		-	-	-	-	-
2016-17	CZE U18	WU18	5	1	3	4	2	-1		-	-	-	-	-
	<b>CZE TOTALS</b>		<b>9</b>	<b>1</b>	<b>1</b>	<b>2</b>	<b>2</b>	<b>2</b>		<b>-</b>	<b>-</b>	<b>-</b>	<b>-</b>	<b>-</b>
	<b>CZE 2 TOTALS</b>		<b>3</b>	<b>0</b>	<b>0</b>	<b>0</b>	<b>0</b>	<b>-1</b>		<b>-</b>	<b>-</b>	<b>-</b>	<b>-</b>	<b>-</b>
	<b>CZE U20 TOTALS</b>		<b>26</b>	<b>6</b>	<b>12</b>	<b>18</b>	<b>68</b>	<b>6</b>		<b>6</b>	<b>4</b>	<b>5</b>	<b>9</b>	<b>2</b>

Will play for the QMJHL's Saint John Sea Dogs in 2016-17 ... Saint John's first round selection, 53rd overall, in the CHL Import Draft ... Represented the Czech Republic at both the Ivan Hlinka Memorial and the 2017 U18 World Championship ... Helped the Czech Republic's National Men's Under-18 Team win its first gold medal at the 2016 Ivan Hlinka Memorial ... Speaks Czech and Russian fluently

## 78 | DMITRI SAMORUKOV

**POSITION:** D **SHOOTS:** L **HEIGHT:** 6'2" **WEIGHT:** 180 lbs **DOB:** June 16, 1999 **BIRTHPLACE:** Volgograd, RUS

**HOMETOWN:** Volgograd, RUS **OILERS STATUS:** Signed a three-year entry level contract with Edmonton on Sept. 7, 2017

**NHL DRAFT:** Edmonton's third round selection, 84th overall, in the 2017 NHL Draft



SEASON	TEAM	LEAGUE	GP	REGULAR SEASON					+/-	PLAYOFFS				
				G	A	PTS	PIM			GP	G	A	PTS	PIM
2015-16	CSKA Moscow	MHL	3	0	1	1	0	2		-	-	-	-	-
2015-16	RUS U17	WU17	6	2	0	2	18	n/a		Won silver medal				
2015-16	RUS U18	WU18	5	1	4	5	2	0		Finished sixth overall				
2016-17	RUS U18	HLINKA	5	0	2	2	16	1		Won bronze medal				
2016-17	Guelph	OHL	67	4	16	20	41	-24		-	-	-	-	-
2016-17	RUS U18	WU18	7	1	4	5	6	2		Won bronze medal				
	<b>OHL TOTALS</b>		<b>67</b>	<b>4</b>	<b>16</b>	<b>20</b>	<b>41</b>	<b>-24</b>		<b>-</b>	<b>-</b>	<b>-</b>	<b>-</b>	<b>-</b>
	<b>MHL TOTALS</b>		<b>28</b>	<b>4</b>	<b>12</b>	<b>16</b>	<b>26</b>	<b>2</b>		<b>-</b>	<b>-</b>	<b>-</b>	<b>-</b>	<b>-</b>

Has completed one season with the OHL's Guelph Storm ... Helped Russia win bronze at the 2017 U18 World Men's Championship ... Played for Russia's National Men's Under-18 Team as an underage player at the 2016 U18 World Men's Championship ... A first round pick, second overall, by Guelph in the 2016 CHL Import Draft ... His father, Andrey, is a former professional soccer goalkeeper in Russia, who now coaches with the reserve team for PFC CSKA Moscow




## 79 | DILLON SIMPSON

**POSITION:** D **SHOOTS:** L **HEIGHT:** 6'2" **WEIGHT:** 194 lbs **DOB:** February 10, 1993 **BIRTHPLACE:** Edmonton, AB

**HOMETOWN:** Edmonton, AB **OILERS STATUS:** Signed through 2017-18

**NHL DRAFT:** Edmonton's fourth round selection, 92nd overall, in the 2011 NHL Draft



SEASON	TEAM	LEAGUE	GP	REGULAR SEASON					+/-	PLAYOFFS					
				G	A	PTS	PIM			GP	G	A	PTS	PIM	+/-
2008-09	Spruce Grove	AJHL	1	0	0	0	0	0	0	-	-	-	-	-	-
2009-10	Spruce Grove	AJHL	58	12	29	41	19	n/a		16	0	6	6	4	n/a
2010-11	North Dakota	WCHA	30	2	8	10	8	10		-	-	-	-	-	-
2011-12	North Dakota	WCHA	42	2	16	18	8	9		-	-	-	-	-	-
2012-13	North Dakota	WCHA	42	5	19	24	12	4		-	-	-	-	-	-
2013-14	North Dakota	WCHA	42	7	16	23	20	-1		-	-	-	-	-	-
2014-15	Oklahoma City	AHL	71	3	14	17	14	4		10	0	0	0	0	-2
2015-16	Bakersfield	AHL	57	4	16	20	20	8		-	-	-	-	-	-
2016-17	EDMONTON	NHL	3	0	0	0	2	0		-	-	-	-	-	-
2016-17	Bakersfield	AHL	53	3	8	11	26	8		-	-	-	-	-	-
<b>NHL TOTALS</b>				<b>3</b>	<b>0</b>	<b>0</b>	<b>0</b>	<b>2</b>	<b>0</b>	-	-	-	-	-	-
<b>AHL TOTALS</b>				<b>181</b>	<b>10</b>	<b>38</b>	<b>48</b>	<b>60</b>	<b>20</b>	<b>10</b>	<b>0</b>	<b>0</b>	<b>0</b>	<b>0</b>	<b>-2</b>
<b>NCAA TOTALS</b>				<b>156</b>	<b>16</b>	<b>59</b>	<b>75</b>	<b>48</b>	<b>22</b>	-	-	-	-	-	-
<b>AHL TOTALS</b>				<b>181</b>	<b>10</b>	<b>38</b>	<b>48</b>	<b>60</b>	<b>20</b>	<b>16</b>	<b>0</b>	<b>6</b>	<b>6</b>	<b>4</b>	<b>n/a</b>

Signed a one-year contract extension with the Oilers on July 15, 2017, through 2017-18 ... Entering his fourth season as a professional ... An alternate captain with Bakersfield (AHL) in 2016-17 ... Appeared in his first three NHL games in 2016-17, making his NHL debut on Dec. 8, 2016 at Philadelphia, posting a +1 plus-minus rating, with 7:47 in ice-time ... Played four seasons at the University of North Dakota (2010-14), serving as team captain in his senior season in 2013-14 ... Son of former NHLer and Oiler Craig Simpson

## STUART SKINNER

**POSITION:** G **CATCHES:** L **HEIGHT:** 6'4" **WEIGHT:** 202 lbs **DOB:** November 11, 1998 **BIRTHPLACE:** Edmonton, AB

**HOMETOWN:** Edmonton, AB **OILERS STATUS:** Unsigned draft pick

**NHL DRAFT:** Edmonton's third round selection, 78th overall, in the 2017 NHL Draft



SEASON	TEAM	LEAGUE	GP	W	LOTL	MIN	GA	SO	GAA	PLAYOFFS				
										GP	W	L	MIN	GA
2013-14	Lethbridge	WHL	4	0	3	0	197	17	0 5.17	-	-	-	-	-
2014-15	Lethbridge	WHL	43	13	20	5	2,327	143	1 3.69	-	-	-	-	-
2015-16	Lethbridge	WHL	44	27	10	1	2,238	192	3 2.73	4	1	3	191	12
2015-16	Canada U18	WU18	3	2	0	0	127	6	0 2.82	Finished fourth overall				
2016-17	Lethbridge	WHL	60	34	19	5	3,386	184	2 3.26	20	10	10	1,243	64
<b>WHL TOTALS</b>			<b>151</b>	<b>74</b>	<b>51</b>	<b>11</b>	<b>8,148</b>	<b>446</b>	<b>6 3.28</b>	<b>24</b>	<b>11</b>	<b>131</b>	<b>434</b>	<b>76</b>

Has completed three full seasons with the WHL's Lethbridge Hurricanes ... Attended Canada's National Junior Team development camp in August, 2017 ... Played for Canada at the 2015 U18 World Championship in Grand Forks, ND, finishing fourth ... Comes from a family of nine children, whose first names all start with the letter 'S' (Samantha, Shannon, Sharon, Sandra, Sarah, Sheldon, Scott, Stephen)



## 20 | RYAN STANTON

**POSITION:** D **SHOOTS:** L **HEIGHT:** 6'2" **WEIGHT:** 196 lbs **DOB:** July 20, 1989 **BIRTHPLACE:** St. Albert, AB  
**HOMETOWN:** St. Albert, AB **OILERS STATUS:** Signed as a free agent by the Oilers on July 1, 2017 through 2018-19  
**NHL DRAFT:** Signed as an undrafted free agent by Chicago on Mar. 12, 2010



SEASON	TEAM	LEAGUE	REGULAR SEASON						PLAYOFFS					
			GP	G	A	PTS	PIM	+/-	GP	G	A	PTS	PIM	+/-
2005-06	Moose Jaw	WHL	2	0	0	0	2	0	-	-	-	-	-	-
2006-07	Moose Jaw	WHL	54	0	8	8	75	1	-	-	-	-	-	-
2007-08	Moose Jaw	WHL	58	4	16	20	68	11	6	0	0	0	2	-2
2008-09	Moose Jaw	WHL	69	5	29	34	111	-40	-	-	-	-	-	-
2009-10	Moose Jaw	WHL	59	10	30	40	81	-4	7	0	6	6	4	-6
2009-10	Rockford	AHL	2	0	1	1	0	2	2	0	0	0	0	-1
2010-11	Rockford	AHL	73	3	14	17	76	9	-	-	-	-	-	-
2011-12	Rockford	AHL	76	3	14	17	130	-4	-	-	-	-	-	-
2012-13	CHICAGO	NHL	1	0	0	0	2	1	-	-	-	-	-	-
2012-13	Rockford	AHL	73	3	22	25	126	16	-	-	-	-	-	-
2013-14	VANCOUVER	NHL	64	1	15	16	32	5	-	-	-	-	-	-
2014-15	VANCOUVER	NHL	54	3	8	11	35	9	-	-	-	-	-	-
2015-16	WASHINGTON	NHL	1	0	0	0	2	-1	-	-	-	-	-	-
2015-16	Hershey	AHL	60	4	12	16	69	13	21	3	2	5	32	5
2016-17	San Antonio	AHL	15	1	3	4	29	7	-	-	-	-	-	-
2016-17	Cleveland	AHL	33	1	7	8	40	12	-	-	-	-	-	-
	<b>NHL TOTALS</b>		<b>120</b>	<b>4</b>	<b>23</b>	<b>27</b>	<b>71</b>	<b>14</b>	-	-	-	-	-	-
	<b>AHL TOTALS</b>		<b>332</b>	<b>15</b>	<b>73</b>	<b>88</b>	<b>470</b>	<b>56</b>	<b>23</b>	<b>3</b>	<b>2</b>	<b>5</b>	<b>32</b>	<b>4</b>
	<b>WHL TOTALS</b>		<b>242</b>	<b>19</b>	<b>83</b>	<b>102</b>	<b>337</b>	<b>-32</b>	<b>13</b>	<b>0</b>	<b>6</b>	<b>6</b>	<b>6</b>	<b>-8</b>

Entering his eighth professional season ... Acquired by Columbus from Colorado on Oct. 15, 2016 in exchange for Cody Goloubef ... Appeared in 64 games with Vancouver in 2013-14, his rookie NHL season ... Claimed off waivers by Vancouver on Sept. 30, 2013 ... Was named Rockford's Most Improved Player in 2010-11 ... Made his NHL debut with Chicago on Apr. 27, 2013 at St. Louis, posting a +1 plus-minus rating, 1 shot on net in 17:05 of ice-time

## 40 | SHANE STARRETT

**POSITION:** G **CATCHES:** L **HEIGHT:** 6'5" **WEIGHT:** 189 lbs **DOB:** July 12, 1994 **BIRTHPLACE:** Bellingham, MA  
**HOMETOWN:** Bellingham, MA **OILERS STATUS:** Signed through 2018-19  
**NHL DRAFT:** Signed as an undrafted college free agent by the Oilers on Apr. 10, 2017



SEASON	TEAM	LEAGUE	GP	REGULAR SEASON						PLAYOFFS					
				W	LOT	L	MIN	GA	SO	GAA	GP	W	L	MIN	GA
2013-14	Portland	USPHL Pr	22	8	11	0	1,100	59	2	3.22	2	-	-	-	-5.00
2013-14	Sioux Falls	USHL	1	0	0	0	1	0	0	0.00	-	-	-	-	-
2013-14	Lincoln	USHL	2	0	1	0	16	2	0	7.56	-	-	-	-	-
2014-15	South Shore	USPHL Pr	48	11	16	0	1,554	75	0	2.90	5	1	3	187	13
2015-16	Air Force	AH	33	16	9	5	1,782	57	4	1.92	-	-	-	-	-
2016-17	Air Force	AH	37	26	6	4	2,142	71	5	1.99	-	-	-	-	-
	<b>NCAA TOTALS</b>		<b>70</b>	<b>42</b>	<b>15</b>	<b>9</b>	<b>3,924</b>	<b>128</b>	<b>9</b>	<b>1.96</b>	-	-	-	-	-
	<b>USHL TOTALS</b>		<b>3</b>	<b>0</b>	<b>1</b>	<b>0</b>	<b>17</b>	<b>2</b>	<b>0</b>	<b>7.29</b>	-	-	-	-	-
	<b>USPHL PREMIER TOTALS</b>		<b>70</b>	<b>19</b>	<b>27</b>	<b>0</b>	<b>2,654</b>	<b>134</b>	<b>2</b>	<b>3.03</b>	<b>7 inc.</b>	<b>inc.</b>	<b>inc.</b>	<b>inc.</b>	<b>inc.</b>

Named Most Valuable Player and a member of the Atlantic Hockey Conference All-Tournament Team, after helping Air Force Academy capture the conference championship ... Named Atlantic Hockey Goaltender of the Year in 2015-16 ... Named to First All-Star Team and the Atlantic Hockey All-Rookie Team in 2015-16 ... Drafted by the Sioux Falls Stampede in the fourth round, 59th overall, in the 2013 USHL Entry Draft ... His brother Beau, a forward, was drafted by Chicago in the third round, 88th overall, at the 2014 NHL Draft.



## TYLER VESEL

**POSITION:** C **SHOOTS:** L **HEIGHT:** 5'11" **WEIGHT:** 182 lbs **DOB:** April 14, 1994 **BIRTHPLACE:** Duluth, MN

**HOMETOWN:** Rochester, MN **OILERS STATUS:** Unsigned draft pick

**NHL DRAFT:** Edmonton's sixth round selection, 153rd overall, in the 2014 NHL Draft



SEASON	TEAM	LEAGUE	REGULAR SEASON						PLAYOFFS					
			GP	G	A	PTS	PIM	+/-	GP	G	A	PTS	PIM	+/-
2013-14	Omaha	USHL	49	33	38	71	22	40	4	3	1	4	0	4
2014-15	Nebraska-Omaha	NCHC	39	8	15	23	2	9	-	-	-	-	-	-
2015-16	Nebraska-Omaha	NCHC	35	6	12	18	2	1	-	-	-	-	-	-
2016-17	Nebraska-Omaha	NCHC	39	14	21	35	6	-5	-	-	-	-	-	-
<b>NCAA TOTALS</b>			<b>113</b>	<b>28</b>	<b>48</b>	<b>76</b>	<b>10</b>	<b>5</b>	-	-	-	-	-	-
<b>USHL TOTALS</b>			<b>49</b>	<b>33</b>	<b>38</b>	<b>71</b>	<b>22</b>	<b>40</b>	<b>10</b>	<b>0</b>	<b>2</b>	<b>2</b>	<b>11</b>	<b>0</b>


Entering his senior season at the University of Nebraska-Omaha ... Awarded the NCHC Sportsmanship Award for 2016-17 ... Has named to the NCHC Academic All-Conference Team in his three seasons at Nebraska-Omaha ... Played in the 2013-14 USHL All-Star Game, and was named to the USHL Second All-Star Team. His father Scott Schneider played hockey at Colorado College and was drafted by the Winnipeg Jets in 1984 ... Majoring in physical education

## 30 | DYLAN WELLS

**POSITION:** G **CATCHES:** L **HEIGHT:** 6'2" **WEIGHT:** 186 lbs **DOB:** July 5, 1997 **BIRTHPLACE:** St. Catharines, ON

**HOMETOWN:** St. Catharines, ON **OILERS STATUS:** Signed to a three-year entry level contract by the Oilers on May 17, 2017

**NHL DRAFT:** Edmonton's fifth round selection, 123rd overall, in the 2016 NHL Draft




SEASON	TEAM	LEAGUE	REGULAR SEASON							PLAYOFFS						
			GP	W	LOTL	MIN	GA	SO	GAA	GP	W	L	MIN	GA	SO	GAA
2014-15	Peterborough	OHL	27	7	15	4	1,471	97	0	3.96	-	-	-	-	-	-
2015-16	Peterborough	OHL	27	9	13	3	1,516	116	0	4.59	-	-	-	-	-	-
2016-17	Peterborough	OHL	52	33	15	4	3,026	155	1	3.07	12	8	4	764	32	02.51
OHL TOTALS			106	49	43	11	6,013	368	1	3.67	12	8	4	764	32	02.51

Attended Canada's National Junior Team's development camp in August, 2017 ... Has played three seasons with the OHL's Peterborough Petes ... Tied for third in the OHL with 33 wins in 2016-17, and also shared the fourth best save percentage in the OHL at .916, among goaltenders with 30 games or more ... Became the first goaltender in Petes history to score a goal, and ninth OHL goaltender all-time, when he scored a goal into an empty net to clinch a 6-2 victory and series win in Game 4 in Kingston ... His father, Robert, is the drummer for Canadian country music singer Tim Hicks



## BOGDAN YAKIMOV

**POSITION:** C **SHOOTS:** L **HEIGHT:** 6'5" **WEIGHT:** 232 lbs **DOB:** October 4, 1994 **BIRTHPLACE:** Nizhnekamsk, RUS  
**HOMETOWN:** Nizhnekamsk, RUS **OILERS STATUS:** Unsigned restricted free agent  
**NHL DRAFT:** Edmonton's third round selection, 83rd overall, in the 2013 NHL Draft



SEASON	TEAM	LEAGUE	REGULAR SEASON						GP	PLAYOFFS				
			GP	G	A	PTS	PIM	+/-		G	A	PTS	PIM	+/-
2010-11	RUS U18	WU18	7	1	1	2	2	1		Won a bronze medal				
2011-12	RUS U18	HLINKA	5	0	0	0	0	-3		Won a bronze medal				
2011-12	Nizhnekamsk	MHL	46	15	10	25	10	-4	2	2	1	3	0	2
2011-12	RUS U18	WJAC	4	2	1	3	0	n/a		Finished fifth overall				
2011-12	RUS U18	WU18	6	3	4	7	0	4		Finished fifth overall				
2012-13	Penza/ Izhevsk	VHL	37	8	14	22	16	12	-	-	-	-	-	-
2012-13	Nizhnekamsk	MHL	11	6	7	13	2	8	-	-	-	-	-	-
2013-14	Nizhnekamsk	KHL	33	7	5	12	2	1	-	-	-	-	-	-
2013-14	Nizhnekamsk	MHL	5	4	2	6	0	2	2	0	1	1	0	-1
2013-14	RUS U20	WJHC	7	1	1	2	4	2		Won a bronze medal				
2014-15	EDMONTON	NHL	1	0	0	0	0	-1	-	-	-	-	-	-
2014-15	Oklahoma City	AHL	57	12	16	28	18	7	-	-	-	-	-	-
2015-16	Bakersfield	AHL	36	5	10	15	10	-4	-	-	-	-	-	-
2015-16	Nizhnekamsk	KHL	11	3	1	4	2	0	4	1	1	2	0	0
2016-17	Nizhnekamsk	KHL	50	3	8	11	4	6	-	-	-	-	-	-
2016-17	Volzhsk	VHL	1	0	0	0	0	-1	-	-	-	-	-	-
	<b>NHL TOTALS</b>		<b>1</b>	<b>0</b>	<b>0</b>	<b>0</b>	<b>0</b>	<b>-1</b>	-	-	-	-	-	-
	<b>AHL TOTALS</b>		<b>83</b>	<b>17</b>	<b>26</b>	<b>43</b>	<b>28</b>	<b>3</b>	-	-	-	-	-	-
	<b>KHL TOTALS</b>		<b>100</b>	<b>13</b>	<b>16</b>	<b>29</b>	<b>10</b>	<b>5</b>	<b>4</b>	<b>1</b>	<b>1</b>	<b>2</b>	<b>0</b>	<b>0</b>
	<b>VHL TOTALS</b>		<b>38</b>	<b>8</b>	<b>14</b>	<b>22</b>	<b>16</b>	<b>11</b>	-	-	-	-	-	-
	<b>MHL TOTALS</b>		<b>62</b>	<b>25</b>	<b>19</b>	<b>44</b>	<b>12</b>	<b>6</b>	<b>4</b>	<b>2</b>	<b>2</b>	<b>4</b>	<b>0</b>	<b>1</b>

Entering his third season with Neftekhimik Nizhnekamsk in the KHL ... Won a bronze medal with Russia at the 2014 World Junior Hockey Championship

## 56 | KAILER YAMAMOTO

**POSITION:** RW **SHOOTS:** R **HEIGHT:** 5'8" **WEIGHT:** 154 lbs **DOB:** September 29, 1998 **BIRTHPLACE:** Spokane, WA  
**HOMETOWN:** Spokane, WA **OILERS STATUS:** Signed to a three-year entry-level contract by the Oilers on August 10, 2017  
**NHL DRAFT:** Edmonton's first round selection, 22nd overall, in the 2017 NHL Draft



SEASON	TEAM	LEAGUE	REGULAR SEASON						GP	PLAYOFFS				
			GP	G	A	PTS	PIM	+/-		G	A	PTS	PIM	+/-
2014-15	Spokane	WHL	68	23	34	57	50	12	6	2	3	5	6	-1
2015-16	USA U18	HLINKA	4	4	3	7	14	2		Finished fifth overall				
2015-16	Spokane	WHL	57	19	52	71	34	20	6	1	4	5	10	0
2015-16	USA U18	WU18	7	7	6	13	12	7		Won bronze medal				
2016-17	Spokane	WHL	65	42	57	99	46	14	-	-	-	-	-	-
	<b>WHL TOTALS</b>		<b>190</b>	<b>84</b>	<b>143</b>	<b>227</b>	<b>130</b>	<b>46</b>	<b>12</b>	<b>4</b>	<b>7</b>	<b>10</b>	<b>16</b>	<b>-1</b>

Has played three seasons with the WHL's Spokane Chiefs ... Named to the 2016-17 WHL Western Conference Second All-Star Team ... Played with his older brother Keanu in Spokane from 2015-17 ... As a youngster, his power skating instructor was the mother of NHLer Tyler Johnson ... Was selected by Spokane in the fifth round, 105th overall, in the 2013 WHL Bantam Draft



EDMONTON OILERS  
SEASON IN REVIEW



## NHL 2016-17 FINAL STANDINGS

### EASTERN CONFERENCE

Metropolitan Division	GP	W	L	OT	PTS	ROW	GF	GA	HOME	AWAY	S/O	L10
1 p-Washington	82	55	19	8	118	53	263	182	32-7-2	23-12-6	2-5	8-2-0
2 x-Pittsburgh	82	50	21	11	111	46	282	234	31-6-4	19-15-7	4-5	4-4-2
3 x-Columbus	82	50	24	8	108	48	249	195	28-12-1	22-12-7	2-2	3-5-2
4 x-NY Rangers	82	48	28	6	102	45	256	220	21-16-4	27-12-2	3-4	3-4-3
5 NY Islanders	82	41	29	12	94	39	241	242	22-12-7	19-17-5	2-4	7-3-0
6 Philadelphia	82	39	33	10	88	32	219	236	25-11-5	14-22-5	7-5	6-2-2
7 Carolina	82	36	31	15	87	33	215	236	23-12-6	13-19-9	3-6	4-4-2
8 New Jersey	82	28	40	14	70	25	183	244	16-17-8	12-23-6	3-3	1-7-2
Atlantic Division	GP	W	L	OT	PTS	ROW	GF	GA	HOME	AWAY	S/O	L10
1 y-Montréal	82	47	26	9	103	44	226	200	24-12-5	23-14-4	3-2	6-3-1
2 x-Ottawa	82	44	28	10	98	38	212	214	22-11-8	22-17-2	6-4	4-4-2
3 x-Boston	82	44	31	7	95	42	234	212	23-17-1	21-14-6	2-3	6-3-1
4 x-Toronto	82	40	27	15	95	39	251	242	21-13-7	19-14-8	1-8	6-4-0
5 Tampa Bay	82	42	30	10	94	38	234	227	23-14-4	19-16-6	4-3	8-1-1
6 Florida	82	35	36	11	81	30	210	237	19-19-3	16-17-8	5-6	4-6-0
7 Detroit	82	33	36	13	79	24	207	244	17-17-7	16-19-6	9-0	4-4-2
8 Buffalo	82	33	37	12	78	31	201	237	20-15-6	13-22-6	2-6	4-6-0

### WESTERN CONFERENCE

Central Division	GP	W	L	OT	PTS	ROW	GF	GA	HOME	AWAY	S/O	L10
1 z-Chicago	82	50	23	9	109	46	244	213	26-10-5	24-13-4	4-1	3-3-4
2 x-Minnesota	82	49	25	8	106	46	266	208	27-12-2	22-13-6	3-2	5-3-2
3 x-St. Louis	82	46	29	7	99	44	235	218	24-12-5	22-17-2	2-2	7-1-2
4 x-Nashville	82	41	29	12	94	39	240	224	24-9-8	17-20-4	2-4	5-4-1
5 Winnipeg	82	40	35	7	87	37	249	256	22-18-1	18-17-6	3-1	8-2-0
6 Dallas	82	34	37	11	79	33	223	262	22-13-6	12-24-5	1-2	5-4-1
7 Colorado	82	22	56	4	48	21	166	278	13-26-2	9-30-2	1-2	2-7-1
Pacific Division	GP	W	L	OT	PTS	ROW	GF	GA	HOME	AWAY	S/O	L10
1 y-Anaheim	82	46	23	13	105	43	223	200	29-8-4	17-15-9	3-3	8-0-2
2 x-Edmonton	82	47	26	9	103	43	247	212	25-12-4	22-14-5	4-5	8-2-0
3 x-San Jose	82	46	29	7	99	44	221	201	26-11-4	20-18-3	2-1	4-6-0
4 x-Calgary	82	45	33	4	94	41	226	221	24-17-0	21-16-4	4-2	4-6-0
5 Los Angeles	82	39	35	8	86	37	201	205	23-16-2	16-19-6	2-4	5-4-1
6 Arizona	82	30	42	10	70	24	197	260	18-18-5	12-24-5	6-2	4-5-1
7 Vancouver	82	30	43	9	69	26	182	243	18-17-6	12-26-3	4-2	1-9-0

p - Presidents' Trophy   x - Clinched Playoff spot   y - Clinched Division   z - Clinched Conference

## 2017 NHL AWARD WINNERS

Award	Recipient	Team
Calder Memorial Trophy	Auston Matthews	Toronto Maple Leafs
Ted Lindsay Award	Connor McDavid	Edmonton Oilers
General Manager of the Year	David Poile	Nashville Predators
Bill Masterton Trophy	Craig Anderson	Ottawa Senators
Mark Messier Leadership Award	Nick Foligno	Columbus Blue Jackets
King Clancy Award	Nick Foligno	Columbus Blue Jackets
NHL Foundation Player Award	Travis Hamonic	New York Islanders
Art Ross Trophy	Connor McDavid	Edmonton Oilers
James Norris Memorial Trophy	Brent Burns	San Jose Sharks
Frank J. Selke Trophy	Patrice Bergeron	Boston Bruins
Jack Adams Award	John Tortorella	Columbus Blue Jackets
Lady Byng Memorial Trophy	Johnny Gaudreau	Calgary Flames
Vezina Trophy	Sergei Bobrovsky	Columbus Blue Jackets
Hart Memorial Trophy	Connor McDavid	Edmonton Oilers





## 2016-17 INDIVIDUAL SCORING LEADERS

RK	PLAYER	TEAM	POS	GP	G	A	P	+/-	PIM	PP	SH	GW	OT	S	S%	TOI/G	St/G
1	Connor McDavid	EDM	C	82	30	70	100	27	26	3	1	6	1	251	12.0	21:07	24.4
2	Sidney Crosby	PIT	C	75	44	45	89	17	24	14	0	5	1	255	17.3	19:52	24.7
3	Patrick Kane	CHI	R	82	34	55	89	11	32	7	0	5	1	292	11.6	21:23	23.3
4	Nicklas Backstrom	WSH	C	82	23	63	86	17	38	8	0	5	2	162	14.2	18:15	22.5
5	Nikita Kucherov	TBL	R	74	40	45	85	13	38	17	0	7	1	246	16.3	19:26	23.4
6	Brad Marchand	BOS	L	80	39	46	85	18	81	9	3	8	1	226	17.3	19:26	24.3
7	Mark Scheifele	WPG	C	79	32	50	82	18	38	7	0	5	2	160	20.0	20:33	24.9
8	Leon Draisaitl	EDM	C	82	29	48	77	7	20	10	0	5	3	172	16.9	18:53	22.7
9	Brent Burns	SJS	D	82	29	47	76	19	40	8	0	6	3	320	9.1	24:51	28.0
10	Vladimir Tarasenko	STL	R	82	39	36	75	-1	12	9	0	8	3	286	13.6	18:28	25.2
11	Artemi Panarin	CHI	C	82	31	43	74	18	21	9	0	5	1	211	14.7	19:28	22.2
12	Blake Wheeler	WPG	R	82	26	48	74	6	47	5	2	4	0	259	10.0	20:08	26.2
13	Ryan Getzlaf	ANA	C	74	15	58	73	7	49	6	2	3	0	138	10.9	21:04	26.7
14	Evgeni Malkin	PIT	C	62	33	39	72	18	77	11	0	6	1	191	17.3	18:37	22.8
15	Tyler Seguin	DAL	C	82	26	46	72	-15	22	11	0	4	1	301	8.6	18:27	24.3
16	Victor Hedman	TBL	D	79	16	56	72	3	47	4	0	5	2	166	9.6	24:30	27.9
17	Erik Karlsson	OTT	D	77	17	54	71	10	28	4	0	5	1	218	7.8	26:50	31.5
18	David Pastrnak	BOS	R	75	34	36	70	11	34	10	0	6	2	262	13.0	17:58	21.3
19	Phil Kessel	PIT	R	82	23	47	70	3	20	8	0	4	1	229	10.0	17:56	21.9
20	Auston Matthews	TOR	C	82	40	29	69	2	14	8	0	8	1	279	14.3	17:37	23.1
21	Alex Ovechkin	WSH	L	82	33	36	69	6	50	17	0	7	2	313	10.5	18:21	21.2
22	Jamie Benn	DAL	L	77	26	43	69	-9	66	12	1	4	2	201	12.9	19:22	27.1
23	Mikael Granlund	MIN	C	81	26	43	69	23	12	7	3	4	1	177	14.7	18:49	23.7
24	Joe Pavelski	SJS	C	81	29	39	68	11	34	7	1	7	0	233	12.4	19:07	24.2
25	Henrik Zetterberg	DET	L	82	17	51	68	15	22	2	0	0	0	195	8.7	19:43	24.1

## 2016-17 GOALTENDING LEADERS MINIMUM 12 GAMES PLAYED

RK	PLAYER	TEAM	GP	GS	W	L	T	OT	SA	GA	GAA	SV	SV%	SO	TOI
1	Braden Holtby	WSH	63	63	42	13	0	6	1690	127	2.07	1563	.925	9	3,680:10
2	Cam Talbot	EDM	73	73	42	22	0	8	2117	171	2.39	1946	.919	7	4,294:00
3	Sergei Bobrovsky	CBJ	63	63	41	17	0	5	1854	127	2.06	1727	.931	7	3,707:04
4	Devan Dubnyk	MIN	65	63	40	19	0	5	1842	141	2.25	1701	.923	5	3,758:00
5	Carey Price	MTL	62	62	37	20	0	5	1794	138	2.23	1656	.923	3	3,708:08
6	Tuukka Rask	BOS	65	64	37	20	0	5	1610	137	2.23	1473	.915	8	3,679:30
7	Martin Jones	SJS	65	65	35	23	0	6	1725	152	2.40	1573	.912	2	3,800:21
8	Jake Allen	STL	61	60	33	20	0	5	1620	138	2.42	1482	.915	4	3,418:19
9	Frederik Andersen	TOR	66	66	33	16	0	14	2052	169	2.67	1883	.918	4	3,799:20
10	Matt Murray	PIT	49	47	32	10	0	4	1450	111	2.41	1339	.923	4	2,765:48
11	Corey Crawford	CHI	55	55	32	18	0	4	1691	138	2.55	1553	.918	2	3,246:52
12	Pekka Rinne	NSH	61	61	31	19	0	9	1757	144	2.42	1613	.918	3	3,567:47
13	Peter Budaj	LAK, TBL	60	55	30	21	0	3	1414	120	2.18	1294	.915	7	3,308:16
14	Brian Elliott	CGY	49	45	26	18	0	3	1338	121	2.55	1217	.910	2	2,844:25
15	Steve Mason	PHI	58	54	26	21	0	8	1556	143	2.66	1413	.908	3	3,224:37
16	John Gibson	ANA	52	49	25	16	0	9	1437	109	2.22	1328	.924	6	2,950:21
17	Craig Anderson	OTT	40	40	25	11	0	4	1247	92	2.28	1155	.926	5	2,421:14
18	Andrei Vasilevskiy	TBL	50	47	23	17	0	7	1480	123	2.61	1357	.917	2	2,831:16
19	Jonathan Bernier	ANA	39	33	21	7	0	4	982	83	2.50	899	.915	2	1,993:11
20	Mike Condon	PIT, OTT	41	38	19	14	0	6	1122	96	2.48	1026	.914	5	2,324:25



## 2016-17 NHL ALL STAR TEAMS

### 2016-2017 NHL FIRST ALL-STAR TEAM

**Goaltender** – Sergei Bobrovsky, Columbus Blue Jackets

**Defence** – Brent Burns, San Jose Sharks

**Defence** – Erik Karlsson, Ottawa Senators

**Centre** – Connor McDavid, Edmonton Oilers

**Right Wing** – Patrick Kane, Chicago Blackhawks

**Left Wing** – Brad Marchand, Boston Bruins

### 2016-2017 NHL ROOKIE ALL-STAR TEAM

**Goaltender** – Matt Murray, Pittsburgh Penguins

**Defenceman** – Brady Skjei, New York Islanders

**Defenceman** – Zach Werenski, Columbus Blue Jackets

**Forward** – Patrick Laine, Winnipeg Jets

**Forward** – Mitchell Marner, Toronto Maple Leafs

**Forward** – Auston Matthews, Toronto Maple Leafs

### 2016-2017 NHL SECOND ALL-STAR TEAM

**Goaltender** – Braden Holtby, Washington Capitals

**Defenceman** – Victor Hedman, Tampa Bay Lightning

**Defenceman** – Duncan Keith, Chicago Blackhawks

**Centre** – Sidney Crosby, Pittsburgh Penguins

**Right Wing** – Nikita Kucherov, Tampa Bay Lightning

**Left Wing** – Artemi Panarin, Chicago Blackhawks

## 2017 NHL DRAFT - FIRST ROUND SELECTIONS

OVERALL	TEAM	PLAYER	POS	AMATEUR LEAGUE	AMATEUR TEAM
1	NJD	Nico Hischier	C	QMJHL	HALIFAX
2	PHI	Nolan Patrick	C	WHL	BRANDON
3	DAL	Miro Heiskanen	D	FINLAND	HIFK
4	COL	Cale Makar	D	AJHL	BROOKS
5	VAN	Elias Pettersson	C	SWEDEN-2	TIMRA
6	VGK	Cody Glass	C	WHL	PORTLAND
7	NYR	Lias Andersson	C	SWEDEN	HV 71
8	BUF	Casey Mittelstadt	C	HIGH-MN	EDEN PRAIRIE
9	DET	Michael Rasmussen	C	WHL	TRI-CITY
10	FLA	Owen Tippett	RW	OHL	MISSISSAUGA
11	LAK	Gabriel Vilardi	C	OHL	WINDSOR
12	CAR	Martin Necas	C	CZREP	BRNO
13	VGK	Nick Suzuki	C	OHL	OWEN SOUND
14	TBL	Callan Foote	D	WHL	KELOWNA
15	VGK	Erik Brannstrom	D	SWEDEN	HV 71
16	CGY	Juuso Valimaki	D	WHL	TRI-CITY
17	TOR	Timothy Liljegren	D	SWEDEN	ROGLE
18	BOS	Urho Vaakanainen	D	FINLAND	JYP
19	SJS	Joshua Norris	C	NTDP	USA U-18
20	STL	Robert Thomas	C	OHL	LONDON
21	NYR	Filip Chytil	C	CZREP	ZLIN
22	EDM	Kailer Yamamoto	RW	WHL	SPOKANE
23	ARI	Pierre-Olivier Joseph	D	QMJHL	CHARLOTTETOWN
24	WPG	Kristian Vesalainen	LW	SWEDEN	FROLUNDA
25	MTL	Ryan Poehling	C	NCHC	ST. CLOUD STATE
26	DAL	Jake Oettinger	G	H-EAST	BOSTON UNIVERSITY
27	PHI	Morgan Frost	C	OHL	SAULT STE. MARIE
28	OTT	Shane Bowers	C	USHL	WATERLOO
29	CHI	Henri Jokiharju	D	WHL	PORTLAND
30	NSH	Eeli Tolvanen	RW	USHL	SIOUX CITY
31	STL	Klim Kostin	C	RUSSIA	DYNAMO MOSCOW



## EDMONTON OILERS 2016-2017 FINAL SCORING SUMMARY

PLAYER	GP	G	A	P	+/-	PIM	PP	SH	GW	GT	OT	S	S%	SFT/G	FO%
Connor McDavid	82	30	70	100	27	26	3	1	6	0	1	251	12	24.4	43.2
Leon Draisaitl	82	29	48	77	7	20	10	0	5	0	3	172	16.9	22.7	49
Jordan Eberle	82	20	31	51	3	16	4	0	0	0	0	208	9.6	21.7	50
Milan Lucic	82	23	27	50	-3	50	12	0	3	0	0	175	13.1	21.6	57.1
Ryan Nugent-Hopkins	82	18	25	43	-10	29	5	0	4	0	1	200	9	24	43.8
Patrick Maroon	81	27	15	42	13	95	3	0	5	0	0	178	15.2	21.2	40
Oscar Klefbom	82	12	26	38	7	6	3	0	3	0	0	201	6	26.8	0
Mark Letestu	78	16	19	35	-2	17	11	2	6	0	1	120	13.3	20.8	50.4
Andrej Sekera	80	8	27	35	14	18	1	1	1	0	0	128	6.3	27	0
Zack Kassian	79	7	17	24	4	101	0	0	0	0	0	110	6.4	17.9	36.4
Adam Larsson	79	4	15	19	21	55	0	0	0	0	0	85	4.7	26	0
Drake Caggiula	60	7	11	18	3	16	2	0	2	0	0	93	7.5	18.2	41.2
Matt Benning	62	3	12	15	8	29	1	0	0	0	0	69	4.3	22.6	0
Benoit Pouliot	67	8	6	14	-5	34	0	0	1	0	0	77	10.4	20.3	25
Kris Russell	68	1	12	13	5	23	0	0	1	0	0	68	1.5	27.4	0
Tyler Pitlick	31	8	3	11	0	6	0	0	1	0	0	54	14.8	14.7	53.3
Darnell Nurse	44	5	6	11	0	33	0	0	0	0	0	85	5.9	21.9	0
Anton Slepyshev	41	4	6	10	5	4	0	0	0	0	0	55	7.3	15.5	40
Jesse Puljujarvi	28	1	7	8	5	10	1	0	0	0	0	41	2.4	15.7	0
Matt Hendricks	42	4	3	7	-3	29	0	0	1	0	0	42	9.5	16.3	56.9
Eric Gryba	40	2	4	6	-5	65	0	0	2	0	0	45	4.4	21.7	0
Iiro Pakarinen	14	2	2	4	2	2	0	0	1	0	0	15	13.3	14.6	0
David Desharnais	18	2	2	4	-1	6	0	0	0	0	0	16	12.5	16.6	54.3
Anton Lander	22	1	3	4	2	6	0	0	0	0	0	12	8.3	16	56
Mark Fayne	4	0	2	2	1	0	0	0	0	0	0	4	0	14	0
Juhar Khaira	10	1	0	1	1	2	0	0	1	0	0	10	10	13.7	36.8
Brandon Davidson	28	0	1	1	1	16	0	0	0	0	0	29	0	21.6	0
Dillon Simpson	3	0	0	0	0	2	0	0	0	0	0	2	0	16.7	0
Jordan Oesterle	2	0	0	0	-1	0	0	0	0	0	0	2	0	21.5	0
Taylor Beck	3	0	0	0	-1	4	0	0	0	0	0	0	0	10	0

PLAYER	GP	GS	W	L	OT	SA	GA	GAA	SV	SV%	SO
Cam Talbot	73	73	42	22	8	2117	171	2.39	1946	0.919	7
Laurent Brossoit	8	4	4	1	0	153	11	1.99	142	0.928	0
Jonas Gustavsson	7	5	1	3	1	139	17	3.1	122	0.878	0



## 2016-2017 EDMONTON OILERS REAL TIME SCORING

PLAYER	POS	GP	HITS	BKS	MSS	GVA	TKA	FOW	FOL	TOT	FO%	%TM	SHOTS	G	S%
Leon Draisaitl	C	82	41	36	72	75	75	476	496	972	49	19.9	172	29	16.9
Jordan Eberle	C	82	26	37	89	44	38	10	10	20	50	0.4	208	20	9.6
Oscar Klefbom	D	82	43	146	84	67	29	0	0	0	0	0	201	12	6
Milan Lucic	L	82	202	20	74	49	26	4	3	7	57.1	0.1	175	23	13.1
Connor McDavid	C	82	34	29	77	54	76	348	458	806	43.2	16.5	251	30	12
Ryan Nugent-Hopkins	C	82	47	35	44	30	48	556	712	1268	43.8	25.9	200	18	9
Patrick Maroon	L	81	189	23	65	49	33	6	9	15	40	0.3	178	27	15.2
Andrej Sekera	D	80	55	166	64	95	38	0	0	0	0	0	128	8	6.3
Zack Kassian	R	79	201	16	27	39	21	4	7	11	36.4	0.2	110	7	6.4
Adam Larsson	D	79	253	160	40	71	28	0	0	0	0	0	85	4	4.7
Mark Letestu	C	78	71	34	45	24	24	452	444	896	50.4	19.3	120	16	13.3
Kris Russell	D	68	67	213	36	60	36	0	0	0	0	0	68	1	1.5
Benoit Pouliot	L	67	39	39	36	48	39	7	21	28	25	0.7	77	8	10.4
Matt Benning	D	62	111	64	29	49	7	0	0	0	0	0	69	3	4.3
Drake Caggiula	L	60	97	19	43	25	22	117	167	284	41.2	8	93	7	7.5
Darnell Nurse	D	44	107	53	25	36	11	0	0	0	0	0	85	5	5.9
Matt Hendricks	L	42	79	39	9	9	10	132	100	232	56.9	9.2	42	4	9.5
Anton Slepyshev	L	41	64	15	16	14	19	2	3	5	40	0.2	55	4	7.3
Eric Gryba	D	40	145	47	19	21	6	0	0	0	0	0	45	2	4.4
Tyler Pitlick	C	31	70	13	10	8	3	8	7	15	53.3	0.8	54	8	14.8
Brandon Davidson	D	28	31	46	12	16	3	0	0	0	0	0	29	0	0
Jesse Puljujarvi	R	28	11	10	15	10	12	0	1	1	0	0.1	41	1	2.4
Anton Lander	C	22	28	7	5	4	8	79	62	141	56	10.7	12	1	8.3
David Desharnais	C	18	3	9	2	5	6	94	79	173	54.3	16.7	16	2	12.5
Iiro Pakarinen	R	14	30	6	7	2	4	0	1	1	0	0.1	15	2	13.3
Jujhar Khaira	L	10	20	5	5	2	1	7	12	19	36.8	3.4	10	1	10
Mark Fayne	D	4	1	2	3	2	0	0	0	0	0	0	4	0	0
Taylor Beck	L	3	3	0	0	0	0	0	0	0	0	0	0	0	0
Dillon Simpson	D	3	3	2	1	1	0	0	0	0	0	0	2	0	0
Jordan Oesterle	D	2	2	3	1	2	2	0	0	0	0	0	2	0	0



## EDMONTON OILERS: GAME BY GAME SUMMARY

#	DATE	OPPONENT	RESULT	SCORE	RECORD	GWG	GOALTENDERS OF DECISION	ATTENDANCE
1	10/12/2016	CGY	W	7-4	1-0-0	97	33/1	18347
2	10/14/2016	@ CGY	W	5-3	2-0-0	55	33/ 1	19289+
3	10/16/2016	BUF	L	2-6	2-1-0	90	40/33	18347
4	10/18/2016	CAR	W	3-2	3-1-0	15	33/30	18347
5	10/20/2016	STL	W	3-1	4-1-0	27	33/34	18347
6	10/23/2016	@ WPG	W	3-0	5-1-0	55	33/37	33240
7	10/26/2016	WSH	W	4-1	6-1-0	67	33/70	18347
8	10/28/2016	@ VAN	W	2-0	7-1-0	97	33/30	18865+
9	10/30/2016	OTT	L	0-2	7-2-0	68	41/30	18347
10	11/01/2016	@ TOR	L	2-3 OT	7-2-1	43	31/33	19687+
11	11/03/2016	@ NYR	L	3-5	7-3-1	61	30/33	18006+
12	11/05/2016	@ NYI	W	4-3 SO	8-3-1	55	33/41	13862
13	11/06/2016	@ DET	W	2-1	9-3-1	93	50/35	20027
14	11/08/2016	@ PIT	L	3-4	9-4-1	43	30/33	18576+
15	11/11/2016	DAL	L	2-3	9-5-1	21	32/33	18347
16	11/13/2016	NYR	L	1-3	9-6-1	5	32/33	18347
17	11/15/2016	@ ANA	L	1-4	9-7-1	4	36/33	15600
18	11/17/2016	@ LAK	L	2-4	9-8-1	77	31/50	18230+
19	11/19/2016	@ DAL	W	5-2	10-8-1	77	33/32	18352
20	11/21/2016	CHI	W	5-0	11-8-1	77	33/50	18347
21	11/23/2016	@ COL	W	6-3	12-8-1	97	33/1	15185
22	11/25/2016	@ ARI	L	2-3 SO	12-8-2	23	41/33	14950
23	11/27/2016	ARI	L	1-2	12-9-2	88	41/33	18347
24	11/29/2016	TOR	L	2-4	12-10-2	43	31/33	18347
25	12/01/2016	@ WPG	W	6-3	13-10-2	19	33/37	15294+
26	12/03/2016	ANA	W	3-2 OT	14-10-2	29	33/36	18347
27	12/04/2016	MIN	L	1-2 OT	14-10-3	9	40/50	18347
28	12/06/2016	@ BUF	L	3-4 OT	14-10-4	55	31/33	18149
29	12/08/2016	@ PHI	L	5-6	14-11-4	12	35/50	19346
30	12/09/2016	@ MIN	L	2-3 SO	14-11-5	12	40/33	19019+
31	12/11/2016	WPG	W	3-2	15-11-5	55	33/37	18347
32	12/13/2016	CBJ	L	1-3	15-12-5	13	72/33	18347
33	12/17/2016	TBL	W	3-2 SO	16-12-5	97	33/30	18347
34	12/19/2016	@ STL	W	3-2 OT	17-12-5	93	33/40	19357+
35	12/21/2016	@ ARI	W	3-2	18-12-5	23	33/41	11378
36	12/23/2016	@ SJS	L	2-3 OT	18-12-6	62	31/33	17562+
37	12/29/2016	LAK	W	3-1	19-12-6	62	33/31	18347
38	12/31/2016	VAN	L	2-3 SO	19-12-7	53	25/33	18347
39	01/03/2017	@ CBJ	L	1-3	19-13-7	25	72/33	17169
40	01/05/2017	@ BOS	W	4-3	20-13-7	19	33/40	17565+
41	01/07/2017	@ NJD	W	2-1 OT	21-13-7	55	33/35	14734
42	01/08/2017	@ OTT	L	3-5	21-14-7	10	1/50	17724
43	01/10/2017	SJS	L	3-5	21-15-7	89	31/33	18347
44	01/12/2017	NJD	W	3-2 OT	22-15-7	29	33/35	18347
45	01/14/2017	CGY	W	2-1 SO	23-15-7	29	33/1	18347
46	01/16/2017	ARI	W	3-1	24-15-7	54	33/41	18347
47	01/18/2017	FLA	W	4-3 OT	25-15-7	97	33/34	18347
48	01/20/2017	NSH	L	2-3 SO	25-15-8	4	35/33	18347
49	01/21/2017	@ CGY	W	7-3	26-15-8	97	1/1	19289+
50	01/25/2017	@ ANA	W	4-0	27-15-8	29	33/36	17174+
51	01/26/2017	@ SJS	W	4-1	28-15-8	2	33/31	17562+
52	01/31/2017	MIN	L	2-5	28-16-8	11	35/33	18347
53	02/02/2017	@ NSH	L	0-2	28-17-8	38	35/33	17113+



## EDMONTON OILERS: GAME BY GAME SUMMARY

#	DATE	OPPONENT	RESULT	SCORE	RECORD	GWG	GOALTENDER OF DECISION	ATTENDANCE
54	02/03/2017	@ CAR	L	1-2	28-18-8	20	30/33	12512
55	02/05/2017	@ MTL	W	1-0 SO	29-18-8	29	33/35	21288+
56	02/11/2017	CHI	L	1-5	29-19-8	88	33/33	18347
57	02/14/2017	ARI	W	5-2	30-19-8	55	33/35	18347
58	02/16/2017	PHI	W	6-3	31-19-8	93	33/30	18347
59	02/18/2017	@ CHI	W	3-1	32-19-8	27	33/50	22075+
60	02/21/2017	@ TBL	L	1-4	32-20-8	18	30/1	19092+
61	02/22/2017	@ FLA	W	4-3	33-20-8	4	33/34	15300
62	02/24/2017	@ WSH	L	1-2	33-21-8	14	70/33	18506+
63	02/26/2017	@ NSH	L	4-5	33-22-8	38	35/33	17113+
64	02/28/2017	@ STL	W	2-1	34-22-8	55	33/34	18944
65	03/04/2017	DET	W	4-3	35-22-8	19	33/34	18347
66	03/07/2017	NYI	L	1-4	35-23-8	27	1/33	18347
67	03/10/2017	PIT	L	2-3 SO	35-23-9	81	29/33	18347
68	03/12/2017	MTL	L	1-4	35-24-9	67	31/33	18347
69	03/14/2017	DAL	W	7-1	36-24-9	77	33/31	18347
70	03/16/2017	BOS	W	7-4	37-24-9	93	33/40	18347
71	03/18/2017	VAN	W	2-0	38-24-9	97	33/32	18347
72	03/20/2017	LAK	W	2-0	39-24-9	19	33/32	18347
73	03/22/2017	@ ANA	L	3-4	39-25-9	67	1/33	15310
74	03/23/2017	@ COL	W	7-4	40-25-9	36	1/40	14142
75	03/25/2017	COL	W	4-1	41-25-9	29	1/31	18347
76	03/28/2017	LAK	W	2-1	42-25-9	62	33/32	18347
77	03/30/2017	SJS	W	3-2	43-25-9	19	33/31	18347
78	04/01/2017	ANA	W	3-2 OT	44-25-9	29	33/36	18347
79	04/04/2017	@ LAK	L	4-6	44-26-9	70	32/33	18230+
80	04/06/2017	@ SJS	W	4-2	45-26-9	27	33/31	17562+
81	04/08/2017	@ VAN	W	3-2	46-26-9	26	33/30	18865+
82	04/09/2017	VAN	W	5-2	47-26-9	36	1/32	18347

## STREAKS

## LONGEST WINNING STREAK

Overall:	5 games	March 23-April 1
Home:	9 games	March 14-April 9
Road:	3 games (2X)	October 14-28; January 21-26

## LONGEST POINT STREAK

Overall:	8 games	January 12-26
Home:	9 games	March 14-April 9
Road:	5 games	November 19-December 6

## LONGEST LOSING STREAK

Overall:	5 games	November 8-17
Home:	3 games (3X)	October 30-November 13; January 20-February 11; March 7-12
Road:	3 games (2X)	November 8-17; December 6-9



## OILERS SPECIAL TEAMS - 2016-17 SEASON

## POWER PLAY

	Goals	Opportunities	%	Rank
Home	27	130	20.8	11th
Road	29	115	25.2	2nd
Overall	56	245	22.9	5th

## PENALTY KILLING

	Goals against	Disadvantages	%	Rank
Home	18	102	82.3	13th
Road	25	121	79.3	20th
Overall	43	223	80.7	17th

## EDMONTON OILERS BACK-TO-BACK GAMES

The Oilers played in 10 back-to-back game sets, with 16 games on the road and four at home.

TOTAL RECORD: 11-6-3

RECORD IN 1ST GAME: 5-4-1

RECORD IN 2ND GAME: 6-2-2

DATE	OPPONENT	RESULT	DATE	OPPONENT	RESULT
Nov. 5	@ NYI	W. 4-3 (SO)	Nov. 6	@ DET	W. 2-1
Dec. 3	vs. ANA	W. 3-2 (OT)	Dec. 4	vs. MIN	L. 2-1 (OT)
Dec. 8	@ PHI	L. 6-5	Dec. 9	@ MIN	L. 3-2 (SO)
Jan. 7	@ NJD	W. 2-1 (OT)	Jan. 8	@ OTT	L. 5-3
Jan. 20	vs. NSH	L. 3-2 (SO)	Jan. 21	@ CGY	W. 7-3
Jan. 25	@ ANA	W. 4-0	Jan. 26	@ SJ	W. 4-1
Feb. 2	@ NSH	L. 2-0	Feb. 3	@ CAR	L. 2-0
Feb. 21	@ TB	L. 4-1	Feb. 22	@ FLA	W. 4-3
Mar. 22	@ ANA	L. 4-3	Mar. 23	@ COL	W. 7-4
Apr. 8	@ VAN	W. 3-2	Apr. 9	vs. VAN	W. 5-2

## EDMONTON OILERS 2016-17 INJURY REPORT

2016-17 MAN GAMES LOST TO INJURY: 355

NEW TOTAL: 6985

NEW AVG/ SEASON: 189

2015-16 MAN GAMES LOST TO INJURY: 368

DATES	PLAYER	INJURY	GAMES MISSED
October 12 - November 17, 2016	Matt Hendricks	Lower body	18
October 12, 2016 - February 2, 2017	Iiro Pakarinen	Lower body	53
October 12, 2016 - April 9, 2017	Andrew Ference	Lower body	82
October 14 - December 11, 2016	Brandon Davidson	Lower body	30
October 20 - November 25, 2016	Mark Fayne	Undisclosed	18
October 18-20, 2016	Jonas Gustavs.son	Upper body	2
November 5 - 17, 2016	Kris Russell	Undisclosed	7
November 6, 2016	Jesse Puljujarvi	Lower body	1
November 6 - 11, 2016	Zack Kassian	Lower body	3
December 1 - 13, 2016	Eric Gryba	Undisclosed	8
December 3, 2016 - February 23, 2017	Darnell Nurse	Lower body	37
December 8 - 29, 2016	Mark Fayne	Undisclosed	9
December 21, 2016 - April 9, 2017	Tyler Pitlick	Lower body	48
December 29, 2016	Andrej Sekera	Illness	1
January 5-8, 2017	Brandon Davidson	Illness	3
January 14, 2017	Juhhar Khaira	Illness	1
January 14, 2017	Adam Larsson	Undisclosed	1
January 18, 2017	Matt Benning	Illness	1
January 18 - February 16, 2017	Juhhar Khaira	Hand	12
February 5, 2017	Matt Benning	Undisclosed	1
February 5 - 18, 2017	Kris Russell	Undisclosed	5
February 12 - March 7, 2017	Benoit Pouliot	Upper body	11
March 4 - 7, 2017	Kris Russell	Undisclosed	2
March 28, 2016	Matt Benning	Lower body	1





## 2016-17 PLAYER TRANSACTIONS

Apr. 10, 2017	D <b>Ziyat Paigin</b> and G <b>Shane Starrett</b> signed to two-year entry level contracts
Apr. 6, 2017	D <b>William Lagesson</b> signed to entry level contract
Apr. 4, 2017	F <b>Juhar Khaira</b> assigned to Bakersfield (AHL)
Mar. 28, 2017	F <b>Joseph Gambardella</b> signed to entry level contract
Mar. 10, 2017	F <b>Benoit Pouliot</b> activated from IR
Mar. 1, 2017	F <b>Justin Fontaine</b> acquired from NY Rangers in exchange for F <b>Taylor Beck</b>
Mar. 1, 2017	D <b>Ryan Mantha</b> signed to entry level contract
Feb. 28, 2017	F <b>David Desharnais</b> acquired from Montreal in exchange for D <b>Brandon Davidson</b>
Feb. 24, 2017	D <b>Darnell Nurse</b> activated off IR
Feb. 19, 2017	D <b>Jordan Oesterle</b> assigned to Bakersfield (AHL)
Feb. 18, 2017	F <b>Juhar Khaira</b> was activated from IR; F <b>Benoit Pouliot</b> placed on IR
Feb. 14, 2017	F <b>Iiro Pakarinen</b> activated from IR
Feb. 12, 2017	F <b>Anton Lander</b> assigned to Bakersfield (AHL)
	F <b>Iiro Pakarinen</b> recalled from conditioning stint with Bakersfield (AHL), remains on IR
Feb. 11, 2017	D <b>Matthew Benning</b> activated from IR
Feb. 9, 2017	F <b>Anton Lander</b> and D <b>Jordan Oesterle</b> recalled from Bakersfield (AHL)
Feb. 3, 2017	F <b>Iiro Pakarinen</b> assigned to Bakersfield (AHL) for conditioning purposes
Feb. 1, 2017	F <b>Henrik Samuelsson</b> acquired in trade from Arizona (NHL), assigned to Bakersfield, in exchange for F <b>Mitchell Moroz</b>
Jan. 19, 2017	F <b>Anton Lander</b> recalled from Bakersfield (AHL)
Jan. 17, 2017	D <b>Jordan Oesterle</b> assigned to Bakersfield (AHL)
Jan. 15, 2017	D <b>Jordan Oesterle</b> recalled from Bakersfield (AHL)
Jan. 10, 2017	G <b>Laurent Brossoit</b> and F <b>Juhar Khaira</b> recalled from Bakersfield (AHL)
	G <b>Jonas Gustavsson</b> and F <b>Anton Lander</b> assigned to Bakersfield (AHL)
Jan. 9, 2017	F <b>Anton Slepyshev</b> recalled from Bakersfield (AHL)
	F <b>Jesse Puljujarvi</b> assigned to Bakersfield (AHL)
	G <b>Jonas Gustavsson</b> placed on waivers
January 6, 2017	D <b>Jordan Oesterle</b> assigned to Bakersfield (AHL)
January 3, 2017	D <b>Jordan Oesterle</b> recalled from Bakersfield (AHL)
January 2, 2017	F <b>Anton Lander</b> recalled from Bakersfield (AHL)
	F <b>Taylor Beck</b> , D <b>Jordan Oesterle</b> assigned to Bakersfield (AHL)
December 30, 2016	D <b>Jordan Oesterle</b> recalled from Bakersfield (AHL)
	D <b>Mark Fayne</b> activated from IR; Assigned to Bakersfield (AHL)
December 22, 2016	F <b>Tyler Pitlick</b> placed on Injured Reserve
December 15, 2016	F <b>Taylor Beck</b> recalled from Bakersfield (AHL)
	F <b>Anton Slepyshev</b> assigned to Bakersfield (AHL)
December 13, 2016	D <b>Eric Gryba</b> activated from Injured Reserve
December 7, 2016	D <b>David Musil</b> recalled from Bakersfield (AHL)
	D <b>Mark Fayne</b> placed on IR
December 3, 2016	D <b>Dillon Simpson</b> recalled from Bakersfield (AHL)
	D <b>Darnell Nurse</b> placed on IR
November 30, 2016	D <b>Mark Fayne</b> recalled from Bakersfield (AHL)
	D <b>Eric Gryba</b> placed on IR
November 28, 2016	D <b>Mark Fayne</b> placed on waivers for the purpose of being assigned to Bakersfield (AHL)
November 19, 2016	F <b>Matt Hendricks</b> activated from IR
	D <b>Kris Russell</b> activated from IR
	F <b>Drake Caggiula</b> placed on active roster
November 18, 2016	F <b>Anton Lander</b> placed on waivers for the purpose of being assigned to Bakersfield (AHL)
	D <b>Dillon Simpson</b> assigned to Bakersfield (AHL)
November 6, 2016	F <b>Taylor Beck</b> recalled from Bakersfield (AHL)
November 5, 2016	D <b>Dillon Simpson</b> recalled from Bakersfield (AHL)
October 21, 2016	D <b>Matt Benning</b> recalled from Bakersfield (AHL)
	D <b>Ben Betker</b> reassigned to Bakersfield (AHL)
	G <b>Laurent Brossoit</b> reassigned to Bakersfield (AHL)
	D <b>Andrew Ference</b> placed on Long Term Injured Reserve (LTIR)
October 19, 2016	D <b>Ben Betker</b> recalled from Bakersfield (AHL)
October 17, 2016	D <b>Matthew Benning</b> reassigned to Bakersfield (AHL)
	G <b>Laurent Brossoit</b> recalled from Bakersfield (AHL)
October 13, 2016	D <b>Eric Gryba</b> recalled from Bakersfield (AHL)
October 12, 2016	D <b>Eric Gryba</b> signed to one-year two-way contract
	Gryba placed on waivers for the purpose of reassignment
October 7, 2016	D <b>Kris Russell</b> signed to one-year contract
	F <b>Zach Pochiro</b> and a conditional third round draft pick acquired from St. Louis in exchange for F <b>Nail Yakupov</b>
	D <b>Griffin Reinhart</b> assigned to Bakersfield (AHL)



## OILERS 2016-17 MOLSON 3 STARS BY PLAYER AND MONTH

PLAYER	1ST	2ND	3RD	TOTAL	OCT.	NOV.	DEC.	JAN.	FEB.	MAR.
McDavid	12	7	7	26	4	6	4	3	4	5
Talbot	10	9	2	21	6	3	-	4	2	6
Draisaitl	4	4	6	14	1	-	3	4	4	2
Maroon	5	4	3	12	-	1	4	4	-	3
Nugent-Hopkins	3	1	3	7	1	1	1	1	1	2
Klefbon	1	3	3	7	-	2	1	1	3	-
Lucic	1	3	3	7	1	1	1	1	1	2
Eberle	0	2	4	6	1	1	1	3	-	-
Caggiula	1	1	2	4	-	-	1	1	-	2
Pitlick	0	1	2	3	-	2	1	-	-	-
Letestu	2	1	0	3	-	-	2	1	-	-
Sekera	1	0	1	3	-	-	1	1	-	1
Gustavsson	0	2	0	2	-	1	1	-	-	-
Gryba	1	0	1	2	-	-	1	-	1	-
Brossoit	1	1	0	2	-	-	-	1	-	1
Hendricks	0	2	0	2	-	-	1	-	1	-
Kassian	0	2	0	2	1	-	-	-	-	1
Russell	1	1	0	2	1	-	-	-	1	-
Khaira	0	1	0	1	-	-	-	1		
Larsson	0	0	1	1	-	-	-	1		
Nurse	0	0	1	1	-	1	-	-	-	-
Puljujarvi	0	0	1	1	-	1	-	-	-	-
Pouliot	1	0	0	1	1	-	-	-	-	-
Slepyshv	1	0	0	1	1	-	-	-	-	-

## 2016-17 MONTHLY WINNERS

MONTH	PLAYER	STARS	CHARITY	DONATION
October	Talbot	1-3-1=5	Second Chance Animal Rescue Society (SCARS)	\$1,000
November	McDavid	3-1-2=6	Make A Wish Foundation	\$1,000
December	Maroon	1-2-1=4	Humane Animal Rescue Team (HART)	\$1,000
January	Talbot	3-1-0=4	Second Chance Animal Rescue Society (SCARS)	\$1,000
February	McDavid	2-1-1=4	Canadian Tire Jumpstart	\$1,000
March	Talbot	3-1-2=6	Second Chance Animal Rescue Society (SCARS)	\$1,000
<b>Yearly Winner</b>	<b>McDavid</b>	<b>12-7-7=26</b>	<b>NA</b>	<b>NA</b>



## 2016-17 EDMONTON OILERS MOLSON CUP STANDINGS

DATE	OPPONENT	RESULT	FIRST STAR	SECOND STAR	THIRD STAR	SELECTOR
Oct. 12	vs. Calgary	W. 7-4	McDavid	Russell		Sportsnet
Oct. 14	at Calgary	W. 5-3	McDavid		Eberle	Sportsnet
Oct. 16	vs. Buffalo	L. 6-2			Draisaitl	Sportsnet
Oct. 18	vs. Carolina	W. 3-2	Slepyshev	Talbot		Sportsnet
Oct. 20	vs. St. Louis	W. 3-1	Talbot	Lucic		Sportsnet
Oct. 23	at Winnipeg	W. 3-0	Talbot	Kassian	McDavid	Sportsnet
Oct. 26	vs. Washington	W. 4-1	Pouliot	Talbot	Nugent-Hopkins	Sportsnet
Oct. 28	at Vancouver	W. 2-0	Talbot		McDavid	Sportsnet
Oct. 30	vs. Ottawa	L. 2-0		Talbot		Sportsnet
Nov. 1	at Toronto	L. 3-2 (OT)			Nurse	Sportsnet
Nov. 3	at N.Y. Rangers	L. 5-3		Talbot		Sportsnet
Nov. 5	at N.Y. Islanders	W. 4-3 (SO)	Maroon			Sportsnet
Nov. 6	at Detroit	W. 2-1	Nugent-Hopkins	Gustavs.son	Pitlick	Sportsnet
Nov. 8	at Pittsburgh	L. 4-3	McDavid		Eberle	Sportsnet
Nov. 11	vs. Dallas	L. 3-2		Pitlick		Sportsnet
Nov. 13	vs. N.Y. Rangers	L. 3-1			McDavid	Sportsnet
Nov. 15	at Anaheim	L. 4-1				Sportsnet
Nov. 17	at Los Angeles	L. 4-2				Sportsnet
Nov. 19	at Dallas	W. 5-2	McDavid	Talbot	Puljujarvi	Sportsnet
Nov. 21	vs. Chicago	W. 5-0	Klefbon	Talbot	McDavid	Sportsnet
Nov. 23	at Colorado	W. 6-3	McDavid	Lucic		Sportsnet
Nov. 25	at Arizona	L. 3-2 (SO)				Sportsnet
Nov. 27	vs. Arizona	L. 2-1			Klefbon	Sportsnet
Nov. 29	vs. Toronto	L. 4-2		McDavid		Sportsnet
Dec. 1	at Winnipeg	W. 6-3	Draisaitl	McDavid	Maroon	Sportsnet
Dec. 3	vs. Anaheim	W. 3-2 (OT)	Draisaitl		Caggiula	Sportsnet
Dec. 4	vs. Minnesota	L. 2-1 (OT)		Gustavs.son		Sportsnet
Dec. 6	at Buffalo	L. 4-3 (OT)			McDavid	Sportsnet
Dec. 8	at Philadelphia	L. 6-5				Sportsnet
Dec. 9	at Minnesota	L. 3-2 (SO)				Sportsnet
Dec. 11	vs. Winnipeg	W. 3-2		Klefbon		Sportsnet
Dec. 13	vs. Columbus	L. 3-1			Pitlick	Sportsnet
Dec. 17	vs. Tampa Bay	W. 3-2 (SO)	Draisaitl		Sekera	Sportsnet
Dec. 19	at St. Louis	W. 3-2 (OT)	Maroon	Nugent-Hopkins		Sportsnet
Dec. 21	at Arizona	W. 3-2	Letestu	Hendricks	Lucic	Sportsnet
Dec. 23	at San Jose	L. 3-2 (OT)	McDavid	Maroon		Sportsnet
Dec. 29	vs. Los Angeles	W. 3-1	Gryba	Maroon	Eberle	Sportsnet
Dec. 31	vs. Vancouver	L. 3-2 (SO)		McDavid		Sportsnet
Jan. 3	at Columbus	L. 3-1				Sportsnet
Jan. 5	at Boston	W. 4-3	Maroon	McDavid	Draisaitl	Sportsnet
Jan. 7	at New Jersey	W. 2-1 (OT)	Benning	Letestu		Sportsnet
Jan. 8	at Ottawa	L. 5-3		Maroon	Draisaitl	Sportsnet
Jan. 10	vs. San Jose	L. 5-3		Caggiula		Sportsnet
Jan. 12	vs. New Jersey	W. 3-2 (OT)	Maroon	Draisaitl		Sportsnet
Jan. 14	vs. Calgary	W. 2-1 (SO)	Talbot	Maroon		Sportsnet
Jan. 16	vs. Arizona	W. 3-1	Nugent-Hopkins		Eberle	Sportsnet
Jan. 18	vs. Florida	W. 4-3 (OT)	McDavid	Eberle	Russell	Sportsnet
Jan. 20	vs. Nashville	L. 3-2 (SO)	Talbot	Lucic		Sportsnet
Jan. 21	at Calgary	W. 7-3	Brossoit	Eberle	Klefbon	Sportsnet
Jan. 25	at Anaheim	W. 4-0	Talbot		Draisaitl	Sportsnet
Jan. 26	at San Jose	W. 4-1	Sekera	Talbot	McDavid	Sportsnet
Jan. 31	vs. Minnesota	L. 5-2			Larsson	Sportsnet
Feb. 2	at Nashville	L. 2-0				Sportsnet
Feb. 3	at Carolina	L. 2-1				Sportsnet
Feb. 5	at Montreal	W. 1-0	McDavid	Draisaitl		Sportsnet
Feb. 11	vs. Chicago	L. 5-1				Sportsnet
Feb. 14	vs. Arizona	W. 5-2	Draisaitl	Klefbon	McDavid	Sportsnet
Feb. 16	vs. Philadelphia	W. 6-3	McDavid	Hendricks	Gryba	Sportsnet
Feb. 18	at Chicago	W. 3-1	Talbot		Lucic	Sportsnet
Feb. 21	at Tampa Bay	L. 4-1				Sportsnet
Feb. 22	at Florida	W. 4-3	Russell	Klefbon	Draisaitl	Sportsnet
Feb. 24	at Washington	L. 2-1			Draisaitl	Sportsnet
Feb. 26	vs. Nashville	L. 5-4		McDavid	Klefbon	Sportsnet
Feb. 28	at St. Louis	W. 2-1	Nugent-Hopkins	Talbot		Sportsnet
Mar. 4	vs. Detroit	W. 4-3	McDavid	Larsson		Sportsnet
Mar. 7	vs. N.Y. Islanders	L. 4-1		Kassian		Sportsnet
Mar. 10	vs. Pittsburgh	L. 3-2 (SO)	McDavid		Talbot	Sportsnet
Mar. 12	vs. Montreal	L. 4-1			Talbot	Sportsnet
Mar. 14	vs. Dallas	W. 7-1	Lucic	Draisaitl	Maroon	Sportsnet
Mar. 16	vs. Boston	W. 7-4	Maroon	McDavid		Sportsnet
Mar. 18	vs. Vancouver	W. 2-0	Talbot	Draisaitl		Sportsnet
Mar. 20	vs. Los Angeles	W. 2-0	Talbot	McDavid	Lucic	Sportsnet
Mar. 22	at Anaheim	L. 4-3				Sportsnet
Mar. 23	at Colorado	W. 7-4	Sekera		Caggiula	Sportsnet
Mar. 25	vs. Colorado	W. 4-1	Caggiula	Brossoit	Nugent-Hopkins	Sportsnet
Mar. 28	vs. Los Angeles	W. 2-1	Talbot		Nugent-Hopkins	Sportsnet
Mar. 30	vs. San Jose	W. 3-2	McDavid	Talbot	Maroon	Sportsnet
Apr. 1	vs. Anaheim	W. 3-2	McDavid		Lucic	Sportsnet
Apr. 4	at Los Angeles	L. 5-4		Nugent-Hopkins		Sportsnet
Apr. 6	at San Jose	W. 4-2	Lucic	Klefbon	McDavid	Sportsnet
Apr. 8	at Vancouver	W. 3-2	Talbot		Eberle	Sportsnet
Apr. 9	vs. Vancouver	W. 5-2	Eberle	McDavid	Draisaitl	Sportsnet



EDMONTON OILERS  
VS OPPONENTS

**ANAHEIM DUCKS**

Honda Center  
2695 E. Katella Ave.  
Anaheim, CA 92806

Phone 714/940-2900 FAX 714/940-2953

Ticket Information 877/WILDWING

www.anaheimducks.com

Capacity: 17,174

**2017-18 GAMES VS ANAHEIM**

At Edmonton – January 4, March 25

At Anaheim – February 9, February 25

**CLUB DIRECTORY**

Owners.....	Henry and Susan Samuelli
Executive Vice President/General Manager.....	Bob Murray
Senior Vice President, Hockey Operations.....	David McNab
Head Coach.....	Randy Carlyle
Assistant Coaches.....	Steve Konowalchuk, Mark Morrison, Rich Preston, Trent Yawney
Goaltending Coach / Skating Coach.....	Sudarshan Maharaj / Larry Barron
Video Coach.....	Joe Piscotty
Consultant to the General Manager.....	Dave Nonis
Director of Player Personnel.....	Rick Paterson
Assistant to the General Manager.....	Dave Baseggio
Director of Player Development.....	Todd Marchant
Director of Scouting, Amateur / Pro.....	Martin Madden
Director of Player Evaluation.....	Bruce Franklin
Player Development, Off-Ice.....	Scott Niedermayer
Director of Media & Communications.....	Alex Gilchrist
Media & Communications Manager / Publicist.....	Steve Hoem / Keren Lynch

**EDMONTON OILERS VS ANAHEIM DUCKS****YEARLY RECORD 1993-94 TO 2016-17**

SEASON	AT EDMONTON										AT ANAHEIM											
	GP	W	L	T	OTL	GF	GA	PTS	PCT.	W	L	T	OTL	GF	GA	W	L	T	OTL	GF	GA	
1993-94	6	1	5	0	0	13	23	2	0.167	0	3	0	0	6	13	1	2	0	0	7	10	
1994-95	4	2	2	0	0	11	10	4	0.500	2	0	0	0	4	1	0	2	0	0	7	9	
1995-96	5	4	1	0	0	11	5	8	0.800	3	0	0	0	8	3	1	1	0	0	3	2	
1996-97	5	0	4	1	0	8	18	1	0.100	0	2	0	0	2	6	0	2	1	0	6	12	
1997-98	6	2	4	0	0	14	17	4	0.333	1	2	0	0	6	10	1	2	0	0	8	7	
1998-99	5	3	2	0	0	15	12	6	0.600	1	1	0	0	2	2	2	1	0	0	13	10	
1999-00	4	2	2	0	0	9	8	4	0.500	2	0	0	0	6	2	0	2	0	0	3	6	
2000-01	4	2	1	1	0	13	11	5	0.625	2	0	0	0	8	5	0	1	1	0	5	6	
2001-02	4	3	1	0	0	8	5	6	0.750	2	0	0	0	6	3	1	1	0	0	2	2	
2002-03	4	4	0	0	0	11	5	8	1.000	2	0	0	0	6	4	2	0	0	0	5	1	
2003-04	4	3	1	0	0	8	7	6	0.750	2	0	0	0	3	1	1	1	0	0	5	6	
2004-05	DID NOT PLAY																					
2005-06	4	4	0	0	0	18	11	8	1.000	2	0	0	0	8	6	2	0	0	0	10	5	
2006-07	4	1	2	0	1	9	15	3	0.375	1	0	0	1	6	4	0	2	0	0	3	11	
2007-08	4	3	1	0	0	13	5	6	0.750	1	1	0	0	6	3	2	0	0	0	7	2	
2008-09	4	2	1	0	1	13	13	5	0.625	0	1	0	1	5	8	2	0	0	0	8	5	
2009-10	4	0	4	0	0	9	20	0	0.000	0	2	0	0	5	10	0	2	0	0	4	10	
2010-11	4	1	2	0	1	8	12	3	0.375	0	1	0	1	2	7	1	1	0	0	6	5	
2011-12	4	1	2	0	1	6	13	3	0.375	0	1	0	1	2	8	1	1	0	0	4	5	
2012-13	3	0	3	0	0	2	8	0	0.000	0	2	0	0	1	6	0	1	0	0	1	2	
2013-14	5	2	3	0	0	14	16	4	0.400	2	0	0	0	8	5	0	3	0	0	6	11	
2014-15	4	0	4	0	0	5	13	0	0.000	0	2	0	0	3	6	0	2	0	0	2	7	
2015-16	5	1	3	0	1	9	13	3	0.300	0	3	0	0	4	8	1	0	0	1	5	5	
2016-17	5	3	2	0	0	14	12	6	0.600	2	0	0	0	6	4	1	2	0	0	8	8	
1993-2017	101	44	50	2	5	241	272	95	0.470	25	21	0	4	113	125	19	29	2	1	128	147	



## EDMONTON OILERS VS ANAHEIM DUCKS

## 2016-17 RESULTS &amp; STATISTICS

\* Overtime \*\* Shootout

AT EDMONTON	SCORE	WINNING GOAL	AT ANAHEIM	SCORE	WINNING GOAL
01 Apr '17 *	ANA 2 @ EDM 3	Leon Draisaitl	22 Mar '17	EDM 3 @ ANA 4	Rickard Rakell
03 Dec '16 *	ANA 2 @ EDM 3	Leon Draisaitl	25 Jan '17	EDM 4 @ ANA 0	Leon Draisaitl
			15 Nov '16	EDM 1 @ ANA 4	Cam Fowler

OILERS	GP	G	A	P	+/-	PIM	PP	SH	DUCKS	GP	G	A	P	+/-	PIM	PP	SH
Leon Draisaitl	5	6	2	8	5	0	0	0	Ryan Getzlaf	5	1	6	7	2	0	1	0
Connor McDavid	5	2	5	7	4	2	0	0	Rickard Rakell	5	2	2	4	0	0	0	0
Patrick Maroon	5	0	5	5	3	2	0	0	Cam Fowler	5	1	2	3	-2	0	0	0
Jordan Eberle	5	0	3	3	0	2	0	0	Hampus Lindholm	5	1	2	3	0	2	0	0
Ryan Nugent-Hopkins	5	2	0	2	-1	2	0	0	Corey Perry	5	0	3	3	0	4	0	0
Mark Letestu	5	1	1	2	0	2	1	0	Jakob Silfverberg	4	0	3	3	0	2	0	0
Milan Lucic	5	1	1	2	0	5	1	0	Ryan Kesler	5	2	0	2	-1	4	2	0
Andrej Sekera	5	0	2	2	2	0	0	0	Patrick Eaves	2	2	0	2	1	2	1	0
Zack Kassian	5	1	0	1	0	9	0	0	Antoine Vermette	5	1	1	2	-4	8	0	0
Drake Caggiula	4	1	0	1	1	0	1	0	Josh Manson	5	1	0	1	1	13	0	0
Oscar Klefbom	5	0	1	1	4	0	0	0	Nick Ritchie	5	1	0	1	-2	0	0	0
Adam Larsson	5	0	1	1	2	4	0	0	Sami Vatanen	5	0	1	1	-1	0	0	0
Kris Russell	4	0	1	1	2	2	0	0	Joseph Cramarossa	2	0	1	1	0	0	0	0
Anton Slepyshev	4	0	1	1	1	0	0	0	Kevin Bieksa	5	0	0	0	-3	0	0	0
Benoit Pouliot	5	0	0	0	-2	2	0	0	Jared Boll	5	0	0	0	0	7	0	0
Matt Benning	3	0	0	0	0	0	0	0	Andrew Coglian	5	0	0	0	0	2	0	0
Eric Gryba	3	0	0	0	-2	2	0	0	Korbinian Holzer	3	0	0	0	-1	0	0	0
Darnell Nurse	3	0	0	0	-5	0	0	0	Ryan Garbutt	2	0	0	0	-1	0	0	0
David Desharnais	2	0	0	0	-1	0	0	0	Ondrej Kase	2	0	0	0	-1	0	0	0
Matt Hendricks	2	0	0	0	1	6	0	0	Logan Shaw	2	0	0	0	-2	0	0	0
Tyler Pitlick	2	0	0	0	-1	0	0	0	Nate Thompson	2	0	0	0	0	0	0	0
Brandon Davidson	1	0	0	0	1	0	0	0	Chris Wagner	2	0	0	0	0	0	0	0
Mark Fayne	1	0	0	0	0	0	0	0	Kalle Kossila	1	0	0	0	0	0	0	0
Anton Lander	1	0	0	0	0	0	0	0	Michael Sgarbossa	1	0	0	0	0	0	0	0
									Clayton Stoner	1	0	0	0	0	2	0	0
									Shea Theodore	1	0	0	0	0	0	0	0

OILERS GOALTENDERS	GP	MIN	W-L-OT	GA	SA	SV	GAA	SV%
Cam Talbot	5	276	3-2-0	12	122	110	2.61	.902
Laurent Brossoit	1	27	0-0-0	0	16	16	0.00	1.000

DUCKS GOALTENDERS	GP	MIN	W-L-OT	GA	SA	SV	GAA	SV%
John Gibson	4	244	1-1-2	11	126	115	2.70	.913
Jonathan Bernier	1	60	1-0-0	3	32	29	3.00	.906

GOALS BY PERIOD	1	2	3	OT	TOTAL	SHOTS BY PERIOD	1	2	3	OT	TOTAL
Oilers	3	6	3	2	14	Oilers	53	62	41	3	159
Ducks	3	6	3	0	12	Ducks	35	60	42	1	138

POWERPLAY	PPG	ATT	PCT.	PENALTY KILLING	PK	TSH	PCT.
Oilers	3	17	17.6	Oilers	10	14	71.4
Ducks	4	14	28.6	Ducks	14	17	82.4

**ARIZONA COYOTES**

Gila River Arena  
9400 W. Maryland Avenue  
Glendale, AZ 85305

Phone 623/772-3200 FAX 623/872-2000

Tickets 480/563-PUCK

www.ArizonaCoyotes.com

Capacity: 17,125

**2017-18 GAMES VS ARIZONA**

At Edmonton – November 28, March 5

At Arizona – January 12, February 17

**CLUB DIRECTORY**

Owner, Chairman & Governor .....	Andrew Barroway
President, CEO & Alternate Governor .....	Steve Patterson
President of Hockey Operations, G.M. & Aft. Governor .....	John Chayka
COO, General Counsel & Alternate Governor .....	Ahron Cohen
Chief Financial Officer .....	Gregg Olson
Executive VP, Communications & Broadcasting .....	Rich Nairn
Head Coach .....	Rick Tocchet
Assistant General Managers .....	Steve Sullivan / Chris O'Hearn
Assistant Coaches .....	John MacLean, Scott Allen
Goaltending Coaches .....	Jon Elkin, Corey Schwab
Player Development Coach .....	Alex Henry
Assistant Coach, Video .....	Steve Peters
Dir. of Hockey Operations .....	Jake Goldberg
Director of Broadcasting .....	Doug Cannon

**EDMONTON OILERS VS ARIZONA COYOTES****YEARLY RECORD 1979-80 TO 2016-17**

AT EDMONTON										AT ARIZONA												
SEASON	GP	W	L	T	OTL	GF	GA	PTS	PCT.	W	L	T	OTL	GF	GA	W	L	T	OTL	GF	GA	
1979-80	4	1	2	1	0	17	16	3	0.375	1	1	0	0	12	6	0	1	1	0	5	10	
1980-81	4	4	0	0	0	26	9	8	1.000	2	0	0	0	17	6	2	0	0	0	9	3	
1981-82	3	2	1	0	0	14	7	4	0.667	1	1	0	0	4	5	1	0	0	0	10	2	
1982-83	8	6	2	0	0	45	31	12	0.750	4	0	0	0	22	7	2	2	0	0	23	24	
1983-84	8	8	0	0	0	53	37	16	1.000	4	0	0	0	24	16	4	0	0	0	29	21	
1984-85	8	5	3	0	0	40	34	10	0.625	2	2	0	0	22	21	3	1	0	0	18	13	
1985-86	8	6	2	0	0	47	34	12	0.750	3	1	0	0	22	15	3	1	0	0	25	19	
1986-87	8	5	3	0	0	33	27	10	0.625	3	1	0	0	16	10	2	2	0	0	17	17	
1987-88	8	4	1	3	0	32	21	11	0.688	2	0	2	0	15	10	2	1	1	0	17	11	
1988-89	8	4	3	1	0	40	35	9	0.563	2	2	0	0	17	17	2	1	1	0	23	18	
1989-90	8	5	3	0	0	38	28	10	0.625	4	0	0	0	23	11	1	3	0	0	15	17	
1990-91	8	3	4	1	0	21	23	7	0.438	1	2	1	0	9	10	2	2	0	0	12	13	
1991-92	7	3	3	1	0	25	27	7	0.500	2	2	0	0	15	16	1	1	1	0	10	11	
1992-93	9	1	8	0	0	29	44	2	0.111	0	4	0	0	13	22	1	4	0	0	16	22	
1993-94	4	3	1	0	0	18	11	6	0.750	2	0	0	0	11	2	1	1	0	0	7	9	
1994-95	4	2	1	1	0	15	16	5	0.625	0	1	1	0	4	8	2	0	0	0	11	8	
1995-96	4	2	2	0	0	14	20	4	0.500	2	0	0	0	10	7	0	2	0	0	4	13	
1996-97	4	3	1	0	0	15	11	6	0.750	1	1	0	0	6	7	2	0	0	0	9	4	
1997-98	4	3	1	0	0	17	12	6	0.750	2	0	0	0	9	4	1	1	0	0	8	8	
1998-99	4	2	2	0	0	17	14	4	0.500	1	1	0	0	8	10	1	1	0	0	9	4	
1999-00	4	3	0	0	1	16	13	7	0.875	2	0	0	0	7	4	1	0	0	1	9	9	
2000-01	4	0	2	2	0	8	13	2	0.250	0	0	2	0	4	4	0	2	0	0	4	9	
2001-02	4	4	0	0	0	18	9	8	1.000	2	0	0	0	9	2	2	0	0	0	9	7	
2002-03	4	1	1	0	2	10	15	4	0.500	1	1	0	0	5	8	0	0	0	2	5	7	
2003-04	4	3	0	1	0	19	11	7	0.875	2	0	0	0	9	6	1	0	1	0	10	5	
2004-05	DID NOT PLAY																					
2005-06	4	2	0	0	2	17	12	6	0.750	1	0	0	1	10	5	1	0	0	1	7	7	
2006-07	4	2	2	0	0	10	13	4	0.500	1	1	0	0	5	5	1	1	0	0	5	8	
2007-08	4	4	0	0	0	22	10	8	1.000	2	0	0	0	13	6	2	0	0	0	9	4	
2008-09	4	3	1	0	0	15	9	6	0.750	2	0	0	0	10	5	1	1	0	0	5	4	
2009-10	4	1	1	0	2	11	14	4	0.500	1	0	0	1	8	5	0	1	0	1	3	9	
2010-11	4	1	2	0	1	8	15	3	0.375	0	1	0	1	4	7	1	1	0	0	4	8	
2011-12	4	0	3	0	1	7	14	1	0.125	0	1	0	1	3	6	0	2	0	0	4	8	
2012-13	3	2	1	0	0	6	6	4	0.667	1	1	0	0	4	5	1	0	0	0	2	1	
2013-14	5	1	3	0	1	15	21	3	0.300	0	2	0	0	5	10	1	1	0	1	10	11	
2014-15	5	0	4	0	1	9	21	1	0.100	0	3	0	0	4	12	0	1	0	1	5	9	





## VS ARIZONA COYOTES

## EDMONTON OILERS VS ARIZONA COYOTES

## YEARLY RECORD 1979-80 TO 2016-17

SEASON	AT EDMONTON								AT ARIZONA							
	GP	W	L	T	OTL	GF	GA	PTS	PCT.	W	L	T	OTL	GF	GA	PCT.
2015-16	5	1	3	0	1	10	19	3	0.300	1	1	0	0	4	7	0.333
2016-17	5	3	1	0	1	14	10	7	0.700	2	1	0	0	9	5	0.667
1979-2017	194	103	67	11	13	771	682	230	0.593	57	31	6	4	392	312	0.500
ARI** 1996-2016	83	39	28	3	13	264	262	94	0.566	22	14	2	4	136	123	0.500
WPG* 1979-1995	111	64	39	8	0	507	420	136	0.613	35	17	4	0	256	189	0.500

\* Franchise located in Winnipeg from 1979-80 to 1995-96. Moved to Phoenix for 1996-97 season.

\*\* Changed name from Phoenix to Arizona Coyotes in 2014

## EDMONTON OILERS VS ARIZONA COYOTES

## 2016-17 RESULTS &amp; STATISTICS

\* Overtime \*\* Shootout

AT EDMONTON	SCORE	WINNING GOAL	AT ARIZONA	SCORE	WINNING GOAL
14 Feb '17	ARI 2 @ EDM 5	Mark Letestu	21 Dec '16	EDM 3 @ ARI 2	Matt Hendricks
16 Jan '17	ARI 1 @ EDM 3	Juhjar Khaira	25 Nov '16 **	EDM 2 @ ARI 3	Oliver Ekman-Larsson
27 Nov '16	ARI 2 @ EDM 1	Jamie McGinn			

OILERS	GP	G	A	P	+/-	PIM	PP	SH	COYOTES	GP	G	A	P	+/-	PIM	PP	SH
Leon Draisaitl	5	2	4	6	3	0	1	0	Radim Vrbata	5	2	4	6	-2	2	1	0
Mark Letestu	5	2	4	6	3	9	1	0	Oliver Ekman-Larsson	5	1	4	5	-2	4	1	0
Connor McDavid	5	1	4	5	3	0	0	0	Martin Hanzal	5	2	0	2	-1	13	1	0
Milan Lucic	5	2	2	4	2	0	1	0	Max Domi	3	1	1	2	0	0	0	0
Oscar Klefbom	5	1	3	4	3	2	0	0	Shane Doan	5	1	0	1	1	4	0	0
Matt Hendricks	3	2	1	3	1	0	0	0	Jamie McGinn	5	1	0	1	-2	0	0	0
Zack Kassian	5	0	3	3	1	12	0	0	Josh Jooris	1	1	0	1	0	0	0	0
Adam Larsson	5	1	1	2	2	4	0	0	Christian Dvorak	5	0	1	1	-1	0	0	0
Jordan Eberle	5	0	2	2	1	2	0	0	Alex Goligoski	5	0	1	1	-3	4	0	0
Patrick Maroon	5	1	0	1	2	6	0	0	Jordan Martinook	5	0	1	1	1	0	0	0
Ryan Nugent-Hopkins	5	1	0	1	-1	2	0	0	Tobias Rieder	5	0	1	1	-1	0	0	0
Juhjar Khaira	1	1	0	1	1	0	0	0	Anthony Duclair	4	0	1	1	-1	0	0	0
Jesse Puljujarvi	3	0	1	1	0	0	0	0	Brendan Perlini	3	0	1	1	-1	0	0	0
Anton Slepyshev	2	0	1	1	1	0	0	0	Alexander Burmistrov	2	0	1	1	-2	0	0	0
Iiro Pakarinen	1	0	1	1	0	0	0	0	Anthony DeAngelo	2	0	1	1	0	2	0	0
Drake Caggiula	5	0	0	0	-2	2	0	0	Connor Murphy	5	0	0	0	-1	4	0	0
Andrej Sekera	5	0	0	0	2	4	0	0	Luke Schenn	5	0	0	0	-1	19	0	0
Matt Benning	4	0	0	0	0	4	0	0	Michael Stone	5	0	0	0	-2	0	0	0
Benoit Pouliot	4	0	0	0	0	2	0	0	Lawson Crouse	4	0	0	0	-2	2	0	0
Kris Russell	4	0	0	0	1	2	0	0	Ryan White	4	0	0	0	-2	0	0	0
Brandon Davidson	3	0	0	0	2	0	0	0	Jakob Chychrun	2	0	0	0	-1	2	0	0
Eric Gryba	2	0	0	0	1	24	0	0	Laurent Dauphin	2	0	0	0	0	2	0	0
Darnell Nurse	2	0	0	0	-1	0	0	0	Peter Holland	2	0	0	0	-2	0	0	0
Tyler Pitlick	1	0	0	0	0	0	0	0	Kevin Connauton	1	0	0	0	0	0	0	0

OILERS GOALTENDERS	GP	MIN	W-L-OT	GA	SA	SV	GAA	SV%
Cam Talbot	5	304	3-1-1	9	147	138	1.78	.939

COYOTES GOALTENDERS	GP	MIN	W-L-OT	GA	SA	SV	GAA	SV%
Mike Smith	4	240	2-2-0	9	124	115	2.25	.927
Louis Domingue	1	60	0-1-0	5	33	28	5.00	.848

GOALS BY PERIOD	1	2	3	OT	TOTAL	SHOTS BY PERIOD	1	2	3	OT	TOTAL
Oilers	5	6	3	0	14	Oilers	53	62	39	3	157
Coyotes	3	3	3	0	9	Coyotes	55	43	49	0	147

POWERPLAY	PPG	ATT	PCT.	PENALTY KILLING	PK	TSH	PCT.
Oilers	3	15	20.0	Oilers	17	20	85.0
Coyotes	3	20	15.0	Coyotes	12	15	80.0

**BOSTON BRUINS**

TD Garden  
100 Legends Way  
Boston, MA 02114

Phone 617/624-BEAR (2327)

FAX 617/523-7184

www.bostonbruins.com

Capacity: 17,565

**2017-18 GAMES VS BOSTON**

At Edmonton – February 20

At Boston – November 26

**CLUB DIRECTORY**

Owner & Governor, Boston Bruins; Chairman, NHL Board of Governors .....	Jeremy M. Jacobs
CEO, Delaware North Boston Holdings.....	Charlie Jacobs
Alternate Governors.....	Charlie Jacobs, Jeremy Jacobs, Jr., Louis Jacobs, Harry Sinden, Cam Neely, Don Sweeney
Senior Advisor to the Owner.....	Harry Sinden
President.....	Cam Neely
Chief Revenue Officer.....	Glen Thornborough
General Manager.....	Don Sweeney
Assistant General Manager.....	Scott Bradley
Executive Director of Player Personnel.....	John Ferguson
Head Coach.....	Bruce Cassidy
Assistant Coaches.....	Joe Sacco, Jay Pandolfo, TBD
Goaltending Coach / Video Coordinator.....	Bob Essensa / J. P. Buckley
Director of Communications & Content.....	Brandon McNelis
Director of Publications & Information.....	Heidi Holland
Communications Manager / Specialist.....	Tom Brewster / Sarah McMahon

**EDMONTON OILERS VS BOSTON BRUINS****YEARLY RECORD 1979-80 TO 2016-17**

AT EDMONTON										AT BOSTON												
SEASON	GP	W	L	T	OTL	GF	GA	PTS	PCT.	W	L	T	OTL	GF	GA	W	L	T	OTL	GF	GA	
1979-80	4	0	4	0	0	6	17	0	0.000	0	2	0	0	3	6	0	2	0	0	3	11	
1980-81	4	1	3	0	0	13	23	2	0.250	1	1	0	0	8	10	0	2	0	0	5	13	
1981-82	3	0	1	2	0	8	11	2	0.333	0	0	2	0	6	6	0	1	0	0	2	5	
1982-83	3	0	2	1	0	11	16	1	0.167	0	1	0	0	3	5	0	1	1	0	8	11	
1983-84	3	2	1	0	0	8	6	4	0.667	2	0	0	0	7	2	0	1	0	0	1	4	
1984-85	3	2	1	0	0	14	10	4	0.667	1	0	0	0	7	2	1	1	0	0	7	8	
1985-86	3	2	1	0	0	13	11	4	0.667	1	1	0	0	8	8	1	0	0	0	5	3	
1986-87	3	1	2	0	0	10	10	2	0.333	1	0	0	0	6	2	0	2	0	0	4	8	
1987-88	3	1	1	1	0	10	12	3	0.500	1	1	0	0	8	10	0	0	1	0	2	2	
1988-89	3	0	3	0	0	7	13	0	0.000	0	1	0	0	2	4	0	2	0	0	5	9	
1989-90	3	0	2	1	0	5	12	1	0.167	0	1	1	0	3	6	0	1	0	0	2	6	
1990-91	3	1	2	0	0	15	11	2	0.333	1	0	0	0	8	1	0	2	0	0	7	10	
1991-92	3	1	2	0	0	10	14	2	0.333	0	1	0	0	3	5	1	1	0	0	7	9	
1992-93	2	1	1	0	0	7	9	2	0.500	0	1	0	0	3	6	1	0	0	0	4	3	
1993-94	2	0	2	0	0	2	8	0	0.000	0	1	0	0	1	3	0	1	0	0	1	5	
1994-95	DID NOT PLAY																					
1995-96	2	1	1	0	0	8	10	2	0.500	0	1	0	0	4	7	1	0	0	0	4	3	
1996-97	2	2	0	0	0	10	3	4	1.000	1	0	0	0	4	3	1	0	0	0	6	0	
1997-98	2	0	2	0	0	2	5	0	0.000	0	1	0	0	1	2	0	1	0	0	1	3	
1998-99	1	0	1	0	0	0	2	0	0.000	0	1	0	0	0	2	0	0	0	0	0	0	
1999-00	2	1	0	1	0	6	4	3	0.750	1	0	0	0	4	2	0	0	1	0	2	2	
2000-01	1	1	0	0	0	6	1	2	1.000	1	0	0	0	6	1	0	0	0	0	0	0	
2001-02	1	0	0	0	1	0	1	1	0.500	0	0	0	0	0	0	0	0	0	1	0	1	
2002-03	2	0	2	0	0	4	10	0	0.000	0	1	0	0	3	4	0	1	0	0	1	6	
2003-04	1	0	1	0	0	3	4	0	0.000	0	0	0	0	0	0	0	1	0	0	3	4	
2004-05	DID NOT PLAY																					
2005-06	1	0	0	0	1	4	5	1	0.500	0	0	0	1	4	5	0	0	0	0	0	0	
2006-07	1	0	1	0	0	0	3	0	0.000	0	0	0	0	0	0	0	1	0	0	0	3	
2007-08	0	0	0	0	0	0	0	0	n/a	0	0	0	0	0	0	0	0	0	0	0	0	
2008-09	1	0	0	0	1	0	1	1	0.500	0	0	0	1	0	1	0	0	0	0	0	0	
2009-10	1	0	1	0	0	0	2	0	0.000	0	0	0	0	0	0	0	1	0	0	0	2	
2010-11	1	0	1	0	0	2	3	0	0.000	0	1	0	0	2	3	0	0	0	0	0	0	
2011-12	1	0	1	0	0	3	6	0	0.000	0	0	0	0	0	0	0	1	0	0	3	6	
2012-13	0	0	0	0	0	0	0	0	n/a	0	0	0	0	0	0	0	0	0	0	0	0	
2013-14	2	0	2	0	0	2	8	0	0.000	0	1	0	0	2	4	0	1	0	0	0	4	



## EDMONTON OILERS VS BOSTON BRUINS

## YEARLY RECORD 1979-80 TO 2016-17

SEASON										AT EDMONTON						AT BOSTON					
	GP	W	L	T	OTL	GF	GA	PTS	PCT.	W	L	T	OTL	GF	GA	W	L	T	OTL	GF	GA
2014-15	2	1	1	0	0	6	8	2	0.500	1	0	0	0	4	3	0	1	0	0	2	5
2015-16	2	2	0	0	0	6	4	4	1.000	1	0	0	0	3	2	1	0	0	0	3	2
2016-17	2	2	0	0	0	11	7	4	1.000	1	0	0	0	7	4	1	0	0	0	4	3
1979-2017	73	22	42	6	3	212	270	53	0.363	14	17	3	2	120	119	8	25	3	1	92	151

## EDMONTON OILERS VS BOSTON BRUINS

## 2016-17 RESULTS &amp; STATISTICS

\* Overtime \*\* Shootout

AT EDMONTON	SCORE	WINNING GOAL	AT BOSTON	SCORE	WINNING GOAL
16 Mar '17	BOS 4 @ EDM 7	Ryan Nugent-Hopkins	05 Jan '17	EDM 4 @ BOS 3	Patrick Maroon

OILERS	GP	G	A	P	+/-	PIM	PP	SH	BRUINS	GP	G	A	P	+/-	PIM	PP	SH
Patrick Maroon	2	5	0	5	5	12	1	0	Brad Marchand	2	1	3	4	-1	2	0	0
Connor McDavid	2	0	5	5	4	0	0	0	Patrice Bergeron	2	1	2	3	-1	0	0	0
Leon Draisaitl	2	1	3	4	5	2	0	0	David Krejci	2	2	0	2	-3	2	2	0
Ryan Nugent-Hopkins	2	2	0	2	0	0	1	0	David Pastrnak	2	1	1	2	-2	0	1	0
Jordan Eberle	2	0	2	2	0	0	0	0	Torey Krug	2	0	2	2	-2	0	0	0
Darnell Nurse	1	0	2	2	3	0	0	0	Colin Miller	2	1	0	1	-1	2	0	0
Milan Lucic	2	1	0	1	-2	0	1	0	Dominic Moore	2	1	0	1	1	2	0	1
Benoit Pouliot	2	1	0	1	0	4	0	0	Zdeno Chara	2	0	1	1	-2	12	0	0
Anton Slepyshev	1	1	0	1	1	0	0	0	Adam McQuaid	2	0	1	1	-2	5	0	0
Matt Benning	2	0	1	1	2	0	0	0	Kevan Miller	2	0	1	1	-1	0	0	0
Drake Caggiula	2	0	1	1	-1	0	0	0	Ryan Spooner	2	0	1	1	-3	0	0	0
Andrej Sekera	2	0	1	1	0	0	0	0	Austin Czarnik	1	0	1	1	1	0	0	0
David Desharnais	1	0	1	1	0	0	0	0	Brandon Carlo	2	0	0	0	0	0	0	0
Eric Gryba	1	0	1	1	0	2	0	0	Jimmy Hayes	2	0	0	0	1	0	0	0
Zack Kassian	2	0	0	0	1	5	0	0	Riley Nash	2	0	0	0	1	2	0	0
Oscar Klefbom	2	0	0	0	1	2	0	0	Frank Vatrano	2	0	0	0	-4	0	0	0
Adam Larsson	2	0	0	0	3	0	0	0	David Backes	1	0	0	0	0	0	0	0
Mark Letestu	2	0	0	0	-1	2	0	0	Matt Beleskey	1	0	0	0	-2	0	0	0
Kris Russell	2	0	0	0	0	2	0	0	Anton Blidh	1	0	0	0	0	0	0	0
Anton Lander	1	0	0	0	-1	0	0	0	Tim Schaller	1	0	0	0	1	0	0	0
Jesse Puljujarvi	1	0	0	0	0	0	0	0	Drew Stafford	1	0	0	0	-2	2	0	0

OILERS GOALTENDERS	GP	MIN	W-L-OT	GA	SA	SV	GAA	SV%
Cam Talbot	2	120	2-0-0	7	72	65	3.50	.903

BRUINS GOALTENDERS	GP	MIN	W-L-OT	GA	SA	SV	GAA	SV%
Anton Khudobin	1	35	0-0-0	2	19	17	3.44	.895
Tuukka Rask	2	81	0-2-0	9	42	33	6.69	.786

GOALS BY PERIOD	1	2	3	OT	TOTAL	SHOTS BY PERIOD	1	2	3	OT	TOTAL
Oilers	5	4	2	0	11	Oilers	22	22	17	0	61
Bruins	3	3	1	0	7	Bruins	22	30	20	0	72

POWERPLAY	PPG	ATT	PCT.	PENALTY KILLING	PK	TSH	PCT.
Oilers	3	7	42.9	Oilers	4	7	57.1
Bruins	3	7	42.9	Bruins	4	7	57.1

**BUFFALO SABRES**

KeyBank Center  
One Seymour H. Knox III  
Plaza Buffalo, NY 14203

Phone 716/855-4100

Fax 716/855-4110

Tickets, U.S.: 888/GO-SABRES

Canada: 888/669-GOAL www.sabres.com

Capacity: 19,070

**2017-18 GAMES VS BUFFALO**

At Edmonton – January 23

At Buffalo – November 24

**CLUB DIRECTORY**

Owners.....	Terrence M. Pegula, Kim Pegula
President.....	Russ Brandon
Chief Operating Officer, PSE.....	Bruce Popko
General Manager.....	Jason Botterill
Assistant General Managers.....	Randy Sexton, Steve Greeley
V.P., Hockey Administration.....	Mark Jakubowski
Director / Asst. Director Amateur Scouting.....	Ryan Jankowski / Jeff Crisp
Head Coach.....	Phil Housley
Associate Coach.....	Davis Payne
Assistant Coaches.....	Chris Hajt, Tom Ward
Goaltending Coach / Video Coach.....	Andrew Allen / Mat Myers
V.P., Media Relations.....	Chris Bandura
Manager / Coordinator, Media Relations.....	Ian Ott / Chris Dierken

**EDMONTON OILERS VS BUFFALO SABRES****YEARLY RECORD 1979-80 TO 2016-17**

SEASON										AT EDMONTON						AT BUFFALO						
	GP	W	L	T	OTL	GF	GA	PTS	PCT.	W	L	T	OTL	GF	GA	W	L	T	OTL	GF	GA	
1979-80	4	1	2	1	0	19	22	3	0.375	1	1	0	0	8	9	0	1	1	0	11	13	
1980-81	4	1	1	2	0	13	12	4	0.500	1	0	1	0	8	5	0	1	1	0	5	7	
1981-82	3	2	1	0	0	11	7	4	0.667	1	1	0	0	5	4	1	0	0	0	6	3	
1982-83	3	2	1	0	0	15	12	4	0.667	1	0	0	0	6	2	1	1	0	0	9	10	
1983-84	3	2	1	0	0	12	6	4	0.667	2	0	0	0	11	3	0	1	0	0	1	3	
1984-85	3	2	0	1	0	15	12	5	0.833	0	0	1	0	4	4	2	0	0	0	11	8	
1985-86	3	1	2	0	0	9	11	2	0.333	1	1	0	0	7	7	0	1	0	0	2	4	
1986-87	3	2	1	0	0	13	11	4	0.667	1	0	0	0	5	3	1	1	0	0	8	8	
1987-88	3	3	0	0	0	16	6	6	1.000	2	0	0	0	11	4	1	0	0	0	5	2	
1988-89	3	2	0	1	0	17	12	5	0.833	1	0	0	0	7	3	1	0	1	0	10	9	
1989-90	3	2	1	0	0	15	9	4	0.667	2	0	0	0	10	3	0	1	0	0	5	6	
1990-91	3	2	1	0	0	9	7	4	0.667	1	0	0	0	4	2	1	1	0	0	5	5	
1991-92	3	1	1	1	0	11	14	3	0.500	1	0	0	0	5	2	0	1	1	0	6	12	
1992-93	2	2	0	0	0	8	6	4	1.000	1	0	0	0	3	2	1	0	0	0	5	4	
1993-94	2	0	1	1	0	4	7	1	0.250	0	1	0	0	3	6	0	0	1	0	1	1	
1994-95	DID NOT PLAY																					
1995-96	2	1	1	0	0	6	8	2	0.500	1	0	0	0	5	4	0	1	0	0	1	4	
1996-97	2	2	0	0	0	7	4	4	1.000	1	0	0	0	4	3	1	0	0	0	3	1	
1997-98	2	0	1	1	0	4	5	1	0.250	0	1	0	0	0	1	0	0	1	0	4	4	
1998-99	2	2	0	0	0	11	6	4	1.000	1	0	0	0	6	3	1	0	0	0	5	3	
1999-00	1	0	0	1	0	2	2	1	0.500	0	0	0	0	0	0	0	0	1	0	2	2	
2000-01	2	2	0	0	0	7	2	4	1.000	1	0	0	0	3	2	1	0	0	0	4	0	
2001-02	1	1	0	0	0	3	0	2	1.000	0	0	0	0	0	0	1	0	0	0	3	0	
2002-03	1	0	0	1	0	1	1	1	0.500	0	0	1	0	1	1	0	0	0	0	0	0	
2003-04	1	1	0	0	0	4	1	2	1.000	1	0	0	0	4	1	0	0	0	0	0	0	
2004-05	DID NOT PLAY																					
2005-06	1	0	1	0	0	1	3	0	0.000	0	1	0	0	1	3	0	0	0	0	0	0	
2006-07	1	0	0	0	1	1	2	1	n/a	0	0	0	0	0	0	0	0	0	1	1	2	
2007-08	DID NOT PLAY																					
2008-09	1	0	1	0	0	2	10	0	0.000	0	1	0	0	2	10	0	0	0	0	0	0	



## EDMONTON OILERS VS BUFFALO SABRES

## YEARLY RECORD 1979-80 TO 2016-17

SEASON RECORD 1979-80 TO 2016-17																					
SEASON										AT EDMONTON						AT BUFFALO					
	GP	W	L	T	OTL	GF	GA	PTS	PCT.	W	L	T	OTL	GF	GA	W	L	T	OTL	GF	GA
2009-10	1	0	1	0	0	1	3	0	0.000												
2010-11	1	0	1	0	0	2	4	0	0.000	0	1	0	0	2	4	0	0	0	0	0	0
2011-12	1	0	1	0	0	3	4	0	0.000	0	0	0	0	0	0	0	1	0	0	3	4
2012-13	DID NOT PLAY																				
2013-14	2	1	1	0	0	4	5	2	0.500	0	1	0	0	1	3	1	0	0	0	3	2
2014-15	2	2	0	0	0	6	4	4	1.000	1	0	0	0	3	2	1	0	0	0	3	2
2015-16	2	2	0	0	0	6	3	4	1.000	1	0	0	0	4	2	1	0	0	0	2	1
2016-17	2	0	1	0	1	5	10	1	0.250	0	1	0	0	2	6	0	0	0	1	3	4
1979-2017	73	39	22	10	2	263	231	90	0.616	23	10	3	0	135	104	16	12	7	2	128	127

## EDMONTON OILERS VS BUFFALO SABRES

## 2016-17 RESULTS &amp; STATISTICS

\* Overtime \*\* Shootout

AT EDMONTON	SCORE	WINNING GOAL	AT BUFFALO	SCORE	WINNING GOAL
16 Oct '16	BUF 6 @ EDM 2	Ryan O'Reilly	06 Dec '16 *	EDM 3 @ BUF 4	Rasmus Ristolainen

OILERS	GP	G	A	P +/-	PIM	PP	SH	SABRES	GP	G	A	P +/-	PIM	PP	SH
Milan Lucic	2	2	0	2 -2	0	0	0	Ryan O'Reilly	2	2	4	6 2	0	1	0
Leon Draisaitl	2	1	1	2 -1	0	1	0	Rasmus Ristolainen	2	1	5	6 2	0	1	0
Jordan Eberle	2	1	1	2 -1	0	1	0	Brian Gionta	2	3	0	3 3	0	0	0
Connor McDavid	2	0	2	2 -1	2	0	0	Evander Kane	1	2	0	2 1	2	1	0
Ryan Nugent-Hopkins	2	0	2	2 -1	2	0	0	Matt Moulson	2	1	1	2 0	0	1	0
Drake Caggiula	1	0	2	2 1	0	0	0	Kyle Okposo	2	1	1	2 2	2	0	0
Benoit Pouliot	1	1	0	1 1	4	0	0	Marcus Foligno	2	0	2	2 2	0	0	0
Zack Kassian	2	0	1	1 0	2	0	0	Jake McCabe	2	0	2	2 3	4	0	0
Andrej Sekera	2	0	1	1 -1	0	0	0	Cody Franson	2	0	1	1 -1	4	0	0
Oscar Klefbom	2	0	0	0 -1	0	0	0	Johan Larsson	2	0	1	1 2	0	0	0
Adam Larsson	2	0	0	0 -1	2	0	0	Sam Reinhart	2	0	1	1 3	0	0	0
Mark Letestu	2	0	0	0 -3	0	0	0	Jack Eichel	1	0	1	1 1	0	0	0
Patrick Maroon	2	0	0	0 0	2	0	0	Zemgus Girgensons	2	0	0	0 -2	0	0	0
Tyler Pitlick	2	0	0	0 0	0	0	0	Derek Grant	2	0	0	0 -1	2	0	0
Jesse Puljujarvi	2	0	0	0 -1	0	0	0	Zach Bogosian	1	0	0	0 3	0	0	0
Kris Russell	2	0	0	0 -1	0	0	0	Erik Burgdoerfer	1	0	0	0 0	0	0	0
Matt Benning	1	0	0	0 1	0	0	0	William Carrier	1	0	0	0 -1	0	0	0
Mark Fayne	1	0	0	0 -1	0	0	0	Nicolas Deslauriers	1	0	0	0 0	0	0	0
Eric Gryba	1	0	0	0 0	6	0	0	Tyler Ennis	1	0	0	0 -1	0	0	0
Matt Hendricks	1	0	0	0 -1	0	0	0	Justin Falk	1	0	0	0 0	0	0	0
Anton Lander	1	0	0	0 0	2	0	0	Hudson Fasching	1	0	0	0 0	0	0	0
Darnell Nurse	1	0	0	0 -2	2	0	0	Josh Gorges	1	0	0	0 0	0	0	0
								Brendan Guhle	1	0	0	0 0	0	0	0
								Dmitry Kulikov	1	0	0	0 -2	0	0	0

OILERS GOALTENDERS	GP	MIN	W-L-OT	GA	SA	SV	GAA	SV%
Cam Talbot	2	110	0-1-1	10	49	39	5.43	.796
Jonas Gustavsson	1	10	0-0-0	0	1	1	0.00	1.000

SABRES GOALTENDERS	GP	MIN	W-L-OT	GA	SA	SV	GAA	SV%
Robin Lehner	1	60	1-0-0	2	33	31	2.00	.939
Anders Nilsson	1	60	1-0-0	3	37	34	3.00	.919

GOALS BY PERIOD	1	2	3	OT	TOTAL	SHOTS BY PERIOD	1	2	3	OT	TOTAL
Oilers	2	2	1	0	5	Oilers	15	25	30	0	70
Sabres	4	2	3	1	10	Sabres	20	11	17	2	50

POWERPLAY	PPG	ATT	PCT.	PENALTY KILLING	PK	TSH	PCT.
Oilers	2	5	40.0	Oilers	6	10	60.0
Sabres	4	10	40.0	Sabres	3	5	60.0

**CALGARY FLAMES**

Scotiabank Saddledome  
P.O. Box 1540 Station M  
Calgary, Alberta T2P 3B9

Phone 403/777-2177 FAX 403/777-2195

www.calgaryflames.com

Capacity: 19,289

**2017-18 GAMES VS CALGARY**

At Edmonton – October 4, January 25

At Calgary – December 2, March 13, March 31

**CLUB DIRECTORY**

Owners.....	N. Murray Edwards (Chairman), Alvin G. Libin, Allan P. Markin, Jeff McCaig, Clayton H. Riddell
President & Chief Executive Officer.....	Ken King
Chief Operating Officer.....	John Bean
President, Hockey Operations.....	Brian Burke
General Manager.....	Brad Treliving
Chief Financial Officer.....	Cameron Olson
General Manager.....	Brad Treliving
Assistant General Manager.....	Craig Conroy
Assistant General Manager.....	Brad Pascall
Vice-President of Hockey Operations.....	Don Maloney
Head Coach.....	Glen Gulutzan
Assistant Coaches.....	Dave Cameron, Paul Jerrard, Martin Gelinas
Assistant Coach, Video.....	Jamie Pringle
Goaltending Coach.....	Jordan Sigalek
Vice-President, Communications.....	Peter Hanlon
Director, Communications & Media Relations.....	Sean Kelso
Coordinator, Public Relations.....	Dalton Ulrich
Assistant, Communications.....	Kelsey McCay

**EDMONTON OILERS VS CALGARY FLAMES****YEARLY RECORD 1979-80 TO 2016-17**

SEASON											AT EDMONTON					AT CALGARY						
	GP	W	L	T	OTL	GF	GA	PTS	PCT.		W	L	T	OTL	GF	GA	W	L	T	OTL	GF	GA
1979-80	4	1	2	1	0	15	20	3	0.375		0	1	1	0	7	9	1	1	0	0	8	11
1980-81	4	1	2	1	0	15	21	3	0.375		1	1	0	0	9	13	0	1	1	0	6	8
1981-82	8	5	2	1	0	41	31	11	0.688		2	1	1	0	23	16	3	1	0	0	18	15
1982-83	8	4	2	2	0	37	37	10	0.625		3	0	1	0	22	17	1	2	1	0	15	20
1983-84	8	7	0	1	0	53	28	15	0.938		3	0	1	0	25	14	4	0	0	0	28	14
1984-85	8	6	1	1	0	39	29	13	0.813		3	0	1	0	22	13	3	1	0	0	17	16
1985-86	8	6	1	1	0	40	33	13	0.813		4	0	0	0	23	13	2	1	1	0	17	20
1986-87	8	1	6	1	0	29	39	3	0.188		1	2	1	0	13	16	0	4	0	0	16	23
1987-88	8	3	4	1	0	33	33	7	0.438		1	3	0	0	15	16	2	1	1	0	18	17
1988-89	8	2	5	1	0	27	35	5	0.313		2	1	1	0	19	13	0	4	0	0	8	22
1989-90	8	3	4	1	0	21	32	7	0.438		2	1	1	0	11	9	1	3	0	0	10	23
1990-91	8	3	4	1	0	27	25	7	0.438		2	2	0	0	13	11	1	2	1	0	14	14
1991-92	7	3	3	1	0	21	27	7	0.500		2	1	0	0	10	7	1	2	1	0	11	20
1992-93	7	1	6	0	0	15	32	2	0.143		1	3	0	0	8	16	0	3	0	0	7	16
1993-94	6	1	5	0	0	16	29	2	0.167		1	2	0	0	11	14	0	3	0	0	5	15
1994-95	5	1	4	0	0	14	22	2	0.200		1	2	0	0	9	12	0	2	0	0	5	10
1995-96	6	2	4	0	0	17	22	4	0.333		1	2	0	0	8	13	1	2	0	0	9	9
1996-97	5	3	2	0	0	23	14	6	0.600		2	0	0	0	8	4	1	2	0	0	15	10
1997-98	5	3	1	1	0	17	13	7	0.700		2	0	1	0	10	5	1	1	0	0	7	8
1998-99	6	4	1	1	0	17	11	9	0.750		2	0	1	0	9	6	2	1	0	0	8	5
1999-00	6	2	3	0	1	20	15	5	0.417		1	1	0	1	11	6	1	2	0	0	9	9
2000-01	5	4	0	1	0	14	7	9	0.900		2	0	0	0	5	2	2	0	1	0	9	5
2001-02	5	2	2	1	0	8	8	5	0.500		2	1	0	0	6	5	0	1	1	0	2	3
2002-03	5	2	3	0	0	15	15	4	0.400		0	2	0	0	4	8	2	1	0	0	11	7
2003-04	6	1	4	1	0	7	11	3	0.250		1	2	0	0	5	7	0	2	1	0	2	4
2004-05	DID NOT PLAY																					
2005-06	8	3	5	0	0	18	26	6	0.375		2	2	0	0	10	13	1	3	0	0	8	13
2006-07	8	3	5	0	0	14	21	6	0.375		2	2	0	0	7	10	1	3	0	0	7	11
2007-08	8	4	4	0	0	18	18	8	0.500		2	2	0	0	10	7	2	2	0	0	8	11
2008-09	6	3	2	0	1	19	19	7	0.583		2	0	0	1	10	6	1	2	0	0	9	13
2009-10	6	0	5	0	1	11	25	1	0.083		0	2	0	1	7	12	0	3	0	0	4	13
2010-11	6	1	3	0	2	17	23	4	0.333		1	1	0	1	9	7	0	2	0	1	8	16





**CAROLINA HURRICANES**

1400 Edwards Mill Rd.

Raleigh, NC

27607

Phone 919/467-7825 FAX 919/462-0123

Tickets 1.866.NHL.CANES

www.carolinahurricanes.com

Capacity: 18,680

**2017-18 GAMES VS CAROLINA**

At Edmonton – October 17

At Carolina – March 20

**CLUB DIRECTORY**

Chief Executive Officer/Owner/Governor.....	Peter Karmanos, Jr.
President.....	Don Waddell
Chief Financial Officer.....	Dennis Moore
Executive Vice President/General Manager.....	Ron Francis
Assistant GM / Dir of Hockey Ops.....	Mike Vellucci
Assistant General Managers.....	Ricky Olczyk, Brian Tatum
Head Coach.....	Bill Peters
Assistant Coaches.....	Rod Brind'Amour, Steve Smith
Goaltending Coach.....	Mike Bales
Video Coaches.....	Chris Huffine / L.J. Scarpace
Vice President Communications and Team Services.....	Mike Sundheim
Manager of Communications and Team Services.....	Pace Sagester

**EDMONTON OILERS VS CAROLINA HURRICANES****YEARLY RECORD 1979-80 TO 2016-17**

SEASON	GP	W	L	T	OTL	GF	GA	PTS	PCT.	AT EDMONTON						AT CAROLINA					
										W	L	T	OTL	GF	GA	W	L	T	OTL	GF	GA
1979-80	4	1	2	1	0	8	13	3	0.375	1	0	1	0	6	3	0	2	0	0	2	10
1980-81	4	2	1	1	0	23	18	5	0.625	1	0	1	0	12	10	1	1	0	0	11	8
1981-82	3	2	0	1	0	16	10	5	0.833	2	0	0	0	12	6	0	0	1	0	4	4
1982-83	3	2	0	1	0	17	10	5	0.833	1	0	0	0	4	2	1	0	1	0	13	8
1983-84	3	2	1	0	0	10	17	4	0.667	2	0	0	0	10	6	0	1	0	0	0	11
1984-85	3	2	1	0	0	17	13	4	0.667	1	0	0	0	6	3	1	1	0	0	11	10
1985-86	3	3	0	0	0	16	9	6	1.000	2	0	0	0	12	8	1	0	0	0	4	1
1986-87	3	2	1	0	0	11	10	4	0.667	1	0	0	0	4	1	1	1	0	0	7	9
1987-88	3	2	1	0	0	13	7	4	0.667	1	1	0	0	8	6	1	0	0	0	5	1
1988-89	3	2	1	0	0	14	13	4	0.667	1	0	0	0	7	4	1	1	0	0	7	9
1989-90	3	0	1	2	0	9	11	2	0.333	0	1	1	0	5	7	0	0	1	0	4	4
1990-91	3	2	1	0	0	9	10	4	0.667	1	0	0	0	4	3	1	1	0	0	5	7
1991-92	3	3	0	0	0	10	3	6	1.000	2	0	0	0	7	2	1	0	0	0	3	1
1992-93	2	1	1	0	0	6	8	2	0.500	1	0	0	0	3	1	0	1	0	0	3	7
1993-94	2	0	1	1	0	6	9	1	0.250	0	1	0	0	2	5	0	0	1	0	4	4
1994-95	DID NOT PLAY																				
1995-96	2	0	1	1	0	5	9	1	0.250	0	1	0	0	1	5	0	0	1	0	4	4
1996-97	2	2	0	0	0	6	3	4	1.000	1	0	0	0	2	1	1	0	0	0	4	2
1997-98	2	0	2	0	0	5	10	0	0.000	0	1	0	0	4	6	0	1	0	0	1	4
1998-99	2	0	1	1	0	2	5	1	0.250	0	0	1	0	2	2	0	1	0	0	0	3
1999-00	2	0	0	2	0	5	5	2	0.500	0	0	1	0	3	3	0	0	1	0	2	2
2000-01	1	1	0	0	0	3	2	2	1.000	0	0	0	0	0	0	1	0	0	0	3	2
2001-02	2	0	1	1	0	2	5	1	0.250	0	1	0	0	1	4	0	0	1	0	1	1
2002-03	1	1	0	0	0	4	1	2	1.000	1	0	0	0	4	1	0	0	0	0	0	0
2003-04	1	0	1	0	0	2	3	0	0.000	0	1	0	0	2	3	0	0	0	0	0	0
2004-05	0	0	0	0	0	0	0	0	n/a	0	0	0	0	0	0	0	0	0	0	0	0
2005-06	0	0	0	0	0	0	0	0	n/a	0	0	0	0	0	0	0	0	0	0	0	0
2006-07	1	1	0	0	0	3	1	2	1.000	1	0	0	0	3	1	0	0	0	0	0	0
2007-08	1	0	1	0	0	2	7	0	0.000	0	0	0	0	0	0	0	1	0	0	2	7
2008-09	1	1	0	0	0	3	1	2	1.000	0	0	0	0	0	0	1	0	0	0	3	1
2009-10	1	1	0	0	0	4	2	2	1.000	1	0	0	0	4	2	0	0	0	0	0	0
2010-11	1	0	1	0	0	1	7	0	0.000	0	0	0	0	0	0	0	1	0	0	1	7
2011-12	1	0	1	0	0	3	5	0	0.000	0	1	0	0	3	5	0	0	0	0	0	0
2012-13	DID NOT PLAY																				



**CHICAGO BLACKHAWKS**

United Center  
1901 W. Madison Street  
Chicago, IL 60612

Phone 312/455-7000 FAX 312/455-7042

www.chicagoblackhawks.com

Capacity: 19,717

**2017-18 GAMES VS CHICAGO**

At Edmonton – December 29

At Chicago – October 19, January 7

**CLUB DIRECTORY**

Chairman	W. Rockwell "Rocky" Wirtz
President & CEO	John F. McDonough
Senior Vice President/General Manager	Stan Bowman
Senior Vice President, Hockey Operations	Al MacIsaac
Assistant General Manager	Norm Maciver
Head Coach	Joel Quenneville
Assistant Coaches	Kevin Dineen, Don Granato, Ulf Samuelsson
Goaltending Coach	Jimmy Waite
Video Coach	Matt Meacham
Senior Advisor, Hockey Operations	Scotty Bowman
Director, Media Relations / PR Manager	John Steinmiller / Lyndsey Stroope
Coordinator, Media Relations	Nate Haeni
Assistant, Media Relations	Will Chukerman

**EDMONTON OILERS VS CHICAGO BLACKHAWKS****YEARLY RECORD 1979-80 TO 2016-17**

										AT EDMONTON						AT CHICAGO					
SEASON	GP	W	L	T	OTL	GF	GA	PTS	PCT.	W	L	T	OTL	GF	GA	W	L	T	OTL	GF	GA
1979-80	4	3	1	0	0	17	12	6	0.750	2	0	0	0	10	6	1	1	0	0	7	6
1980-81	4	3	1	0	0	22	15	6	0.750	2	0	0	0	14	5	1	1	0	0	8	10
1981-82	3	1	1	1	0	16	11	3	0.500	1	0	0	0	8	1	0	1	1	0	8	10
1982-83	3	1	1	1	0	20	16	3	0.500	0	1	1	0	10	12	1	0	0	0	10	4
1983-84	3	2	1	0	0	15	12	4	0.667	1	0	0	0	7	4	1	1	0	0	8	8
1984-85	3	3	0	0	0	17	9	6	1.000	2	0	0	0	10	6	1	0	0	0	7	3
1985-86	3	3	0	0	0	20	15	6	1.000	1	0	0	0	4	3	2	0	0	0	16	12
1986-87	3	1	2	0	0	18	13	2	0.333	1	1	0	0	14	7	0	1	0	0	4	6
1987-88	3	1	2	0	0	12	14	2	0.333	1	0	0	0	4	3	0	2	0	0	8	11
1988-89	3	0	2	1	0	7	13	1	0.167	0	2	0	0	5	11	0	0	1	0	2	2
1989-90	3	1	2	0	0	12	13	2	0.333	1	0	0	0	5	4	0	2	0	0	7	9
1990-91	3	1	2	0	0	8	11	2	0.333	1	1	0	0	5	6	0	1	0	0	3	5
1991-92	3	1	2	0	0	11	10	2	0.333	1	1	0	0	9	6	0	1	0	0	2	4
1992-93	4	1	2	1	0	12	19	3	0.375	0	2	0	0	5	13	1	0	1	0	7	6
1993-94	4	1	3	0	0	6	11	2	0.250	0	2	0	0	2	6	1	1	0	0	4	5
1994-95	4	0	4	0	0	4	21	0	0.000	0	2	0	0	2	12	0	2	0	0	2	9
1995-96	4	0	3	1	0	8	17	1	0.125	0	2	0	0	3	9	0	1	1	0	5	8
1996-97	4	1	2	1	0	11	14	3	0.375	1	0	1	0	8	6	0	2	0	0	3	8
1997-98	4	1	0	3	0	9	8	5	0.625	0	0	2	0	2	2	1	0	1	0	7	6
1998-99	4	1	3	0	0	9	12	2	0.250	0	2	0	0	5	7	1	1	0	0	4	5
1999-00	4	2	2	0	0	13	12	4	0.500	1	1	0	0	6	4	1	1	0	0	7	8
2000-01	4	2	0	2	0	11	9	6	0.750	1	0	1	0	6	5	1	0	1	0	5	4
2001-02	4	2	2	0	0	10	8	4	0.500	2	0	0	0	8	1	0	2	0	0	2	7
2002-03	4	2	1	1	0	11	9	5	0.625	1	1	0	0	3	4	1	0	1	0	8	5
2003-04	4	4	0	0	0	18	10	8	1.000	2	0	0	0	10	4	2	0	0	0	8	6
2004-05	DID NOT PLAY																				
2005-06	4	2	2	0	0	13	10	4	0.500	1	1	0	0	8	4	1	1	0	0	5	6
2006-07	4	2	2	0	0	9	8	4	0.500	2	0	0	0	7	2	0	2	0	0	2	6
2007-08	4	3	1	0	0	15	11	6	0.750	2	0	0	0	7	3	1	1	0	0	8	8
2008-09	4	1	3	0	0	8	19	2	0.250	0	2	0	0	3	12	1	1	0	0	5	7
2009-10	4	0	4	0	0	9	18	0	0.000	0	2	0	0	4	9	0	2	0	0	5	9
2010-11	4	2	2	0	0	10	14	4	0.500	0	2	0	0	1	9	2	0	0	0	9	5
2011-12	4	3	1	0	0	24	15	6	0.750	2	0	0	0	17	6	1	1	0	0	7	9
2012-13	3	1	1	0	1	9	12	3	0.500	0	1	0	0	1	4	1	0	0	1	8	8



## EDMONTON OILERS VS CHICAGO BLACKHAWKS

YEARLY RECORD 1979-80 TO 2016-17

SEASON

SEASON	AT EDMONTON									AT CHICAGO											
	GP	W	L	T	OTL	GF	GA	PTS	PCT.	W	L	T	OTL	GF	GA	W	L	T	OTL	GF	GA
2013-14	3	0	3	0	0	8	15	0	0.000	0	1	0	0	1	5	0	2	0	0	7	10
2014-15	3	1	1	0	1	7	11	3	0.500	1	1	0	0	6	9	0	0	0	1	1	2
2015-16	3	0	2	0	1	5	12	1	0.167	0	0	0	1	3	4	0	2	0	0	2	8
2016-17	3	2	1	0	0	9	6	4	0.667	1	1	0	0	6	5	1	0	0	0	3	1
1979-2017	132	55	62	12	3	443	465	125	0.473	31	29	5	1	229	219	24	33	7	2	214	246

## EDMONTON OILERS VS CHICAGO BLACKHAWKS

2016-17 RESULTS &amp; STATISTICS

\* Overtime \*\* Shootout

AT EDMONTON	SCORE	WINNING GOAL	AT CHICAGO	SCORE	WINNING GOAL
11 Feb '17	CHI 5 @ EDM 1	Patrick Kane	18 Feb '17	EDM 3 @ CHI 1	Milan Lucic
21 Nov '16	CHI 0 @ EDM 5	Oscar Klefbom			

OILERS	GP	G	A	P	+/-	PIM	PP	SH	BLACKHAWKS	GP	G	A	P	+/-	PIM	PP	SH
Leon Draisaitl	3	2	2	4	2	2	2	0	Richard Panik	3	3	1	4	0	0	1	0
Connor McDavid	3	1	3	4	3	0	0	0	Patrick Kane	3	1	2	3	-3	0	1	0
Matt Benning	3	1	1	2	5	2	1	0	Jonathan Toews	3	0	3	3	0	2	0	0
Oscar Klefbom	3	1	1	2	2	0	0	0	Trevor van Riemsdyk	2	1	1	2	3	0	0	0
Milan Lucic	3	1	1	2	1	0	0	0	Artem Anisimov	3	1	0	1	-1	0	0	0
Jordan Eberle	3	0	2	2	-1	0	0	0	Brian Campbell	3	0	1	1	3	2	0	0
Ryan Nugent-Hopkins	3	0	2	2	0	7	0	0	Nick Schmaltz	3	0	1	1	1	0	0	0
Patrick Maroon	3	1	0	1	0	0	0	0	Brent Seabrook	3	0	1	1	-1	0	0	0
Andrej Sekera	3	1	0	1	0	0	0	0	Ryan Hartman	3	0	0	0	-1	27	0	0
Anton Slepyshev	3	1	0	1	0	0	0	0	Niklas Hjalmarsson	3	0	0	0	-4	0	0	0
Drake Caggiula	3	0	1	1	0	0	0	0	Marian Hossa	3	0	0	0	-1	0	0	0
Mark Letestu	2	0	1	1	0	0	0	0	Duncan Keith	3	0	0	0	-2	0	0	0
Jesse Puljujarvi	1	0	1	1	0	0	0	0	Marcus Kruger	3	0	0	0	-1	2	0	0
Zack Kassian	3	0	0	0	0	14	0	0	Artemi Panarin	3	0	0	0	-1	0	0	0
Adam Larsson	3	0	0	0	-1	2	0	0	Andrew Desjardins	2	0	0	0	0	0	0	0
Brandon Davidson	2	0	0	0	-1	10	0	0	Gustav Forsling	2	0	0	0	0	2	0	0
Matt Hendricks	2	0	0	0	0	2	0	0	Vinnie Hinostroza	2	0	0	0	0	9	0	0
Eric Gryba	1	0	0	0	-1	5	0	0	Michal Kempny	2	0	0	0	-3	2	0	0
Anton Lander	1	0	0	0	-1	0	0	0	Tanner Kero	2	0	0	0	1	0	0	0
Darnell Nurse	1	0	0	0	1	0	0	0	Dennis Rasmussen	2	0	0	0	0	0	0	0
Jordan Oesterle	1	0	0	0	-1	0	0	0	Tyler Motte	1	0	0	0	-1	0	0	0
Iiro Pakarinen	1	0	0	0	0	0	0	0									
Tyler Pitlick	1	0	0	0	0	0	0	0									
Benoit Pouliot	1	0	0	0	0	0	0	0									
Kris Russell	1	0	0	0	0	0	0	0									

OILERS GOALTENDERS	GP	MIN	W-L-OT	GA	SA	SV	GAA	SV%
Cam Talbot	3	160	2-1-0	5	90	85	1.88	.944
Laurent Brossoit	1	20	0-0-0	1	5	4	3.00	.800

BLACKHAWKS GOALTENDERS	GP	MIN	W-L-OT	GA	SA	SV	GAA	SV%
Scott Darling	1	60	1-0-0	1	31	30	1.00	.968
Corey Crawford	2	117	0-2-0	7	48	41	3.58	.854

GOALS BY PERIOD	1	2	3	OT	TOTAL	SHOTS BY PERIOD	1	2	3	OT	TOTAL
Oilers	3	2	4	0	9	Oilers	29	23	28	0	80
Blackhawks	2	2	2	0	6	Blackhawks	30	46	19	0	95

POWERPLAY	PPG	ATT	PCT.	PENALTY KILLING	PK	TSH	PCT.
Oilers	3	8	37.5	Oilers	5	7	71.4
Blackhawks	2	7	28.6	Blackhawks	5	8	62.5

**COLORADO AVALANCHE**

Pepsi Center  
1000 Chopper Circle  
Denver, CO 80204

Phone 303/405-1100 FAX 303/893-0614

Press Box 303/575-1926

www.coloradoavalanche.com

Capacity: 17,809

**2017-18 GAMES VS COLORADO**

At Edmonton – February 1, February 22

At Colorado – February 18

**CLUB DIRECTORY**

Owner/Chairman, Kroenke Sports & Entertainment.....	E. Stanley Kroenke
President & Governor.....	Josh Kroenke
Exec. Vice President/General Manager/Alt. Governor.....	Joe Sakic
Assistant General Managers.....	Craig Billington, Chris MacFarland
Vice President of Hockey Administration.....	Charlotte Grahame
Head Coach.....	Jared Bednar
Assistant Coaches.....	Ray Bennett, Nolan Pratt
Goaltending Coach.....	Jussi Parkkila
Video Coach.....	Brett Heimlich
Sr. VP, Communications & Team Services.....	Jean Martineau
Exec. Director of Media Services.....	Brendan McNicholas
Media Relations Assistant.....	Danielle Bernstein

**EDMONTON OILERS VS COLORADO AVALANCHE****YEARLY RECORD 1979-80 TO 2016-17**

SEASON	AT EDMONTON									AT COLORADO												
	GP	W	L	T	OTL	GF	GA	PTS	PCT.	W	L	T	OTL	GF	GA	W	L	T	OTL	GF	GA	
1979-80	4	2	2	0	0	15	11	4	0.500	1	1	0	0	7	5	1	1	0	0	8	6	
1980-81	4	1	3	0	0	17	20	2	0.250	0	2	0	0	6	11	1	1	0	0	11	9	
1981-82	3	1	2	0	0	23	19	2	0.333	1	0	0	0	11	4	0	2	0	0	12	15	
1982-83	3	1	1	1	0	19	17	3	0.500	1	1	0	0	14	12	0	0	1	0	5	5	
1983-84	3	3	0	0	0	21	10	6	1.000	1	0	0	0	8	1	2	0	0	0	13	9	
1984-85	3	3	0	0	0	19	5	6	1.000	2	0	0	0	15	5	1	0	0	0	4	0	
1985-86	3	2	1	0	0	16	11	4	0.667	1	0	0	0	8	2	1	1	0	0	8	9	
1986-87	3	3	0	0	0	14	6	6	1.000	2	0	0	0	10	5	1	0	0	0	4	1	
1987-88	3	1	1	1	0	8	10	3	0.500	1	0	0	0	4	1	0	1	1	0	4	9	
1988-89	3	3	0	0	0	19	9	6	1.000	2	0	0	0	12	5	1	0	0	0	7	4	
1989-90	3	3	0	0	0	15	5	6	1.000	1	0	0	0	5	1	2	0	0	0	10	4	
1990-91	3	3	0	0	0	16	11	6	1.000	2	0	0	0	9	5	1	0	0	0	7	6	
1991-92	2	2	0	0	0	14	4	4	1.000	1	0	0	0	8	2	1	0	0	0	6	2	
1992-93	2	0	2	0	0	5	9	0	0.000	0	1	0	0	2	3	0	1	0	0	3	6	
1993-94	2	2	0	0	0	11	7	4	1.000	1	0	0	0	6	4	1	0	0	0	5	3	
1994-95	0	0	0	0	0	0	0	0	n/a	0	0	0	0	0	0	0	0	0	0	0	0	
1995-96	5	1	3	1	0	15	25	3	0.300	0	1	1	0	4	7	1	2	0	0	11	18	
1996-97	5	0	4	1	0	11	21	1	0.100	0	2	1	0	9	12	0	2	0	0	2	9	
1997-98	6	1	5	0	0	11	24	2	0.167	0	3	0	0	3	14	1	2	0	0	8	10	
1998-99	6	3	3	0	0	20	20	6	0.500	2	1	0	0	10	6	1	2	0	0	10	14	
1999-00	6	2	3	1	0	14	14	5	0.417	1	2	0	0	7	8	1	1	1	0	7	6	
2000-01	5	1	3	1	0	12	14	3	0.300	1	0	1	0	5	2	0	3	0	0	7	12	
2001-02	5	2	2	1	0	13	12	5	0.500	1	1	1	0	9	9	1	1	0	0	4	3	
2002-03	5	2	2	1	0	11	12	5	0.500	2	0	0	0	5	3	0	2	1	0	6	9	
2003-04	6	2	3	0	1	16	20	5	0.417	1	1	0	1	9	10	1	2	0	0	7	10	
2004-05	DID NOT PLAY																					
2005-06	8	4	4	0	0	25	30	8	0.500	2	2	0	0	11	15	2	2	0	0	14	15	
2006-07	8	4	4	0	0	24	32	8	0.500	1	3	0	0	14	22	3	1	0	0	10	10	
2007-08	8	2	4	0	2	24	32	6	0.375	2	2	0	0	14	14	0	2	0	2	10	18	
2008-09	6	3	1	0	2	19	15	8	0.667	1	0	0	2	7	8	2	1	0	0	12	7	
2009-10	6	3	3	0	0	16	23	6	0.500	2	1	0	0	11	11	1	2	0	0	5	12	
2010-11	6	3	0	0	3	21	15	9	0.750	1	0	0	2	8	9	2	0	0	1	13	6	
2011-12	6	3	2	0	1	15	15	7	0.583	2	1	0	0	8	6	1	1	0	1	7	9	
2012-13	5	4	1	0	0	19	9	8	0.800	2	0	0	0	10	5	2	1	0	0	9	4	
2013-14	3	1	2	0	0	11	10	2	0.333	1	1	0	0	9	6	0	1	0	0	2	4	
2014-15	3	2	0	0	1	9	6	5	0.833	1	0	0	0	4	3	1	0	0	1	5	3	
2015-16	3	0	3	0	0	5	11	0	0.000	0	2	0	0	4	6	0	1	0	0	1	5	



## VS COLORADO AVALANCHE

## EDMONTON OILERS VS COLORADO AVALANCHE

## YEARLY RECORD 1979-80 TO 2016-17

SEASON										AT EDMONTON						AT COLORADO					
	GP	W	L	T	OTL	GF	GA	PTS	PCT.	W	L	T	OTL	GF	GA	W	L	T	OTL	GF	GA
2016-17	3	3	0	0	0	17	8	6	1.000	1	0	0	0	4	1	2	0	0	0	13	7
1979-2016	158	76	64	8	10	560	522	170	0.538	41	28	4	5	290	243	35	36	4	5	270	279
COL 1995-2016	114	46	52	6	10	328	368	108	0.474	24	23	4	5	165	177	22	29	2	5	163	191
QUE 1979-1995*	44	30	12	2	0	232	154	62	0.705	17	5	0	0	125	66	13	7	2	0	107	88

\* Franchise located in Quebec City from 1979-80 to 1994-95. Moved to Denver for 1995-96 season

## EDMONTON OILERS VS COLORADO AVALANCHE

## 2016-17 RESULTS &amp; STATISTICS

\* Overtime \*\* Shootout

AT EDMONTON	SCORE	WINNING GOAL	AT COLORADO	SCORE	WINNING GOAL
25 Mar '17	COL 1 @ EDM 4	Leon Draisaitl	23 Mar '17	EDM 7 @ COL 4	Drake Caggiula
			23 Nov '16	EDM 6 @ COL 3	Connor McDavid

OILERS	GP	G	A	P	+/-	PIM	PP	SH	AVALANCHE	GP	G	A	P	+/-	PIM	PP	SH
Connor McDavid	3	1	5	6	1	0	0	0	Mikko Rantanen	3	2	2	4	1	2	0	0
Jordan Eberle	3	4	1	5	4	0	1	0	Nathan MacKinnon	3	1	3	4	0	0	0	0
Leon Draisaitl	3	3	2	5	-2	2	1	0	Rene Bourque	3	3	0	3	2	2	0	0
Milan Lucic	3	2	3	5	3	2	0	0	Sven Andrighetto	2	1	1	2	0	2	0	0
Ryan Nugent-Hopkins	3	2	3	5	2	0	1	0	Joe Colborne	3	0	2	2	1	6	0	0
Andrej Sekera	3	1	4	5	4	2	0	0	J.T. Compher	2	1	0	1	1	0	0	0
Drake Caggiula	3	2	2	4	2	2	1	0	Tyson Barrie	3	0	1	1	0	0	0	0
Zack Kassian	3	1	1	2	2	2	0	0	Fedor Tyutin	3	0	1	1	1	4	0	0
Benoit Pouliot	2	1	1	2	2	0	0	0	Mark Barberio	2	0	1	1	-1	0	0	0
Kris Russell	3	0	2	2	4	0	0	0	Patrick Wiercioch	1	0	1	1	1	0	0	0
Matt Benning	3	0	1	1	1	2	0	0	Francois Beauchemin	3	0	0	0	-4	4	0	0
Adam Larsson	3	0	1	1	-1	0	0	0	Blake Comeau	3	0	0	0	-2	0	0	0
Patrick Maroon	3	0	1	1	-2	2	0	0	Matt Duchene	3	0	0	0	-5	2	0	0
Mark Letestu	2	0	1	1	1	0	0	0	Erik Johnson	3	0	0	0	-3	0	0	0
Oscar Klefbom	3	0	0	0	-1	0	0	0	Carl Soderberg	3	0	0	0	-5	0	0	0
Darnell Nurse	3	0	0	0	2	2	0	0	Gabriel Landeskog	2	0	0	0	-2	0	0	0
David Desharnais	2	0	0	0	2	4	0	0	Anton Lindholm	2	0	0	0	-2	0	0	0
Matt Hendricks	1	0	0	0	0	0	0	0	John Mitchell	2	0	0	0	-4	0	0	0
Juhar Khaira	1	0	0	0	0	0	0	0	Matt Nieto	2	0	0	0	-2	0	0	0
Iiro Pakarinen	1	0	0	0	0	0	0	0	A.J. Greer	1	0	0	0	-2	2	0	0
Tyler Pitlick	1	0	0	0	0	0	0	0	Mikhail Grigorenko	1	0	0	0	-1	0	0	0
Jesse Puljujarvi	1	0	0	0	1	2	0	0	Jarome Iginla	1	0	0	0	1	4	0	0
Anton Slepyshev	1	0	0	0	0	0	0	0	Andreas Martinsen	1	0	0	0	0	2	0	0
									Cody McLeod	1	0	0	0	0	0	0	0
									Nikita Zadorov	1	0	0	0	-1	0	0	0

OILERS GOALTENDERS	GP	MIN	W-L-OT	GA	SA	SV	GAA	SV%
Laurent Brossoit	2	80	2-0-0	1	31	30	0.75	.968
Cam Talbot	2	99	1-0-0	7	43	36	4.23	.837

AVALANCHE GOALTENDERS	GP	MIN	W-L-OT	GA	SA	SV	GAA	SV%
Semyon Varlamov	1	58	0-1-0	5	40	35	5.17	.875
Calvin Pickard	1	60	0-1-0	4	29	25	4.00	.862
Jeremy Smith	1	60	0-1-0	6	29	23	6.03	.793

GOALS BY PERIOD	1	2	3	OT	TOTAL	SHOTS BY PERIOD	1	2	3	OT	TOTAL
Oilers	5	1	11	0	17	Oilers	32	29	39	0	100
Avalanche	5	3	0	0	8	Avalanche	31	25	18	0	74

POWERPLAY	PPG	ATT	PCT.	PENALTY KILLING	PK	TSH	PCT.
Oilers	4	12	33.3	Oilers	8	8	100.0
Avalanche	0	8	0.0	Avalanche	8	12	66.7

**COLUMBUS BLUE JACKETS**

Nationwide Arena  
200 W. Nationwide Blvd.  
Columbus, Ohio 43215

Phone 614/246-4625

FAX 614/246-4007

www.BlueJackets.com

Capacity: 18,144

**2017-18 GAMES VS COLUMBUS**

At Edmonton – March 27

At Columbus – December 12

**CLUB DIRECTORY**

Majority Owner/Governor.....	John P. McConnell
President/Alternate Governor.....	Mike Priest
President, Hockey Operations/Alternate Governor.....	John Davidson
General Manager.....	Jarmo Kekalainen
Assistant General Manager.....	Bill Zito
Assistant to the General Manager.....	Tom Bark
Head Coach.....	John Tortorella
Assistant Coaches / Goaltending Coach.....	Brad Larsen, Kenny McCudden, Brad Shaw / Ian Clark
Video Assistant Coach.....	Dan Singleton
Vice President, Communications & Team Services.....	Todd Sharrock
Director of Communications.....	Karen Davis
Managers, Communications.....	Glenn Odebralski

**EDMONTON OILERS VS COLUMBUS BLUE JACKETS****YEARLY RECORD 2000-01 TO 2016-17**

										AT EDMONTON						AT COLUMBUS						
SEASON	GP	W	L	T	OTL	GF	GA	PTS	PCT.	W	L	T	OTL	GF	GA	W	L	T	OTL	GF	GA	
2000-01	4	3	1	0	0	14	11	6	0.750	2	0	0	0	8	4	1	1	0	0	6	7	
2001-02	4	3	1	0	0	12	5	6	0.750	1	1	0	0	4	3	2	0	0	0	8	2	
2002-03	4	3	0	1	0	18	9	7	0.875	2	0	0	0	12	5	1	0	1	0	6	4	
2003-04	4	2	0	2	0	14	12	6	0.750	2	0	0	0	7	5	0	0	2	0	7	7	
2004-05	DID NOT PLAY																					
2005-06	4	2	0	0	2	12	8	6	0.750	1	0	0	1	6	3	1	0	0	1	6	5	
2006-07	4	3	1	0	0	13	7	6	0.750	1	1	0	0	5	6	2	0	0	0	8	1	
2007-08	4	3	1	0	0	11	9	6	0.750	2	0	0	0	7	4	1	1	0	0	4	5	
2008-09	4	2	2	0	0	15	11	4	0.500	1	1	0	0	4	4	1	1	0	0	11	7	
2009-10	4	1	2	0	1	13	16	3	0.375	1	1	0	0	8	8	0	1	0	1	5	8	
2010-11	4	2	1	0	1	15	12	5	0.625	2	0	0	0	10	5	0	1	0	1	5	7	
2011-12	4	3	1	0	0	17	10	6	0.750	2	0	0	0	9	3	1	1	0	0	8	7	
2012-13	3	2	0	0	1	12	9	5	0.833	1	0	0	0	6	4	1	0	0	1	6	5	
2013-14	2	1	1	0	0	9	4	2	0.500	1	0	0	0	7	0	0	1	0	0	2	4	
2014-15	2	0	0	0	2	7	9	2	0.500	0	0	0	1	3	4	0	0	0	1	4	5	
2015-16	2	1	1	0	0	8	7	2	0.500	1	0	0	0	5	1	0	1	0	0	3	6	
2016-17	2	0	2	0	0	2	6	0	0.000	0	1	0	0	1	3	0	1	0	0	1	3	
2000-2017	55	31	14	3	7	192	145	72	0.655	20	5	0	2	102	62	11	9	3	5	90	83	





## EDMONTON OILERS VS COLUMBUS BLUE JACKETS

2016-17 RESULTS &amp; STATISTICS

\* Overtime \*\* Shootout

AT EDMONTON	SCORE	WINNING GOAL	AT COLUMBUS	SCORE	WINNING GOAL
13 Dec '16	CBJ 3 @ EDM 1	Cam Atkinson	03 Jan '17	EDM 1 @ CBJ 3	William Karlsson

OILERS	GP	G	A	P	+/-	PIM	PP	SH	BLUE JACKETS	GP	G	A	P	+/-	PIM	PP	SH
Oscar Klefbom	2	1	0	1	0	0	0	0	Alexander Wennberg	2	0	3	3	0	0	0	0
Tyler Pitlick	1	1	0	1	1	2	0	0	Cam Atkinson	2	2	0	2	0	2	2	0
Jordan Eberle	2	0	1	1	1	0	0	0	Sam Gagner	2	1	1	2	-1	2	1	0
Zack Kassian	2	0	1	1	1	0	0	0	Zach Werenski	2	0	2	2	0	0	0	0
Mark Letestu	2	0	1	1	1	0	0	0	Matt Calvert	2	1	0	1	1	0	0	0
Patrick Maroon	2	0	1	1	-1	7	0	0	Nick Foligno	2	1	0	1	1	0	0	0
Matt Benning	2	0	0	0	-1	2	0	0	William Karlsson	2	1	0	1	1	0	1	0
Drake Caggiula	2	0	0	0	-1	0	0	0	Josh Anderson	2	0	1	1	-1	0	0	0
Brandon Davidson	2	0	0	0	-1	4	0	0	Seth Jones	2	0	1	1	0	2	0	0
Leon Draisaitl	2	0	0	0	0	2	0	0	Brandon Saad	2	0	1	1	0	0	0	0
Adam Larsson	2	0	0	0	1	0	0	0	Brandon Dubinsky	2	0	0	0	0	5	0	0
Milan Lucic	2	0	0	0	0	0	0	0	Scott Hartnell	2	0	0	0	0	0	0	0
Connor McDavid	2	0	0	0	0	2	0	0	Boone Jenner	2	0	0	0	0	0	0	0
Ryan Nugent-Hopkins	2	0	0	0	-1	2	0	0	Jack Johnson	2	0	0	0	0	4	0	0
Benoit Pouliot	2	0	0	0	-1	0	0	0	Ryan Murray	2	0	0	0	0	2	0	0
Jesse Puljujarvi	2	0	0	0	0	2	0	0	Markus Nutivaara	2	0	0	0	0	0	0	0
Kris Russell	2	0	0	0	1	0	0	0	David Savard	2	0	0	0	0	0	0	0
Andrej Sekera	2	0	0	0	0	0	0	0	Lukas Sedlak	2	0	0	0	-1	0	0	0
Matt Hendricks	1	0	0	0	0	0	0	0									

OILERS GOALTENDERS	GP	MIN	W-L-OT	GA	SA	SV	GAA	SV%
Cam Talbot	2	116	0-2-0	6	66	60	3.10	.909

BLUE JACKETS GOALTENDERS	GP	MIN	W-L-OT	GA	SA	SV	GAA	SV%
Sergei Bobrovsky	2	120	2-0-0	2	56	54	1.00	.964

GOALS BY PERIOD	1	2	3	OT	TOTAL	SHOTS BY PERIOD	1	2	3	OT	TOTAL
Oilers	1	1	0	0	2	Oilers	15	23	18	0	56
Blue Jackets	1	2	3	0	6	Blue Jackets	17	25	24	0	66

POWERPLAY	PPG	ATT	PCT.	PENALTY KILLING	PK	TSH	PCT.
Oilers	0	7	0.0	Oilers	5	9	55.6
Blue Jackets	4	9	44.4	Blue Jackets	7	7	100.0



**DALLAS STARS**  
2601 Avenue of the Stars  
Frisco, TX 75034

Phone 214/387-5500  
FAX 214/387-5564  
Ticket Information 214/GO STARS  
www.dallasstars.com  
Capacity: 18,532

## 2017-18 GAMES VS DALLAS

At Edmonton – October 26

At Dallas – November 18, January 6

## CLUB DIRECTORY

Owner and Governor	R. Thomas Gaglardi
President, CEO and Alternate Governor	James R. Lites
General Manager	Jim Nill
Senior Advisor to the General Manager	Les Jackson
Assistant General Manager/Texas Stars G.M.	Scott White
Assistant General Manager	Mark Janko
Head Coach	Ken Hitchcock
Assistant Coaches	Stu Barnes / Curt Fraser / Rick Wilson
Goaltending Coach / Video Coach	Jeff Reese / Kelly Forbes
Play-By-Play / Analysts / Host	David Strader / Daryl Reaugh / Craig Ludwig / Josh Bogorad
Radio Analysts	Bruce LeVine, Owen Newkirk
Vice President, Communications	Tom Holy
Managers, Media Relations / Corporate Comm	Ben Fromstein / Joe Calvillo
Manager, Player Relations	Christa Melia

## EDMONTON OILERS VS DALLAS STARS

### YEARLY RECORD 1979-80 TO 2016-17

SEASON RECORD 1979-80 TO 2013-14											AT EDMONTON					AT DALLAS								
SEASON	GP	W	L	T	OTL	GF	GA	PTS	PCT.		W	L	T	OTL	GF	GA		W	L	T	OTL	GF	GA	
1979-80	4	1	1	1	2	0	12	15	4	0.500		0	0	2	0	6	6		1	1	0	0	6	9
1980-81	4	1	2	1	0	9	14	3	0.375		0	1	1	0	3	5		1	1	0	0	6	9	
1981-82	3	2	0	1	0	18	12	5	0.833		2	0	0	0	16	10		0	0	1	0	2	2	
1982-83	3	2	1	0	0	22	11	4	0.667		1	0	0	0	8	2		1	1	0	0	14	9	
1983-84	3	2	0	1	0	18	13	5	0.833		2	0	0	0	16	11		0	0	1	0	2	2	
1984-85	3	3	0	0	0	18	11	6	1.000		1	0	0	0	6	3		2	0	0	0	12	8	
1985-86	3	2	1	0	0	13	12	4	0.667		2	0	0	0	13	8		0	1	0	0	0	4	
1986-87	3	2	0	1	0	11	9	5	0.833		0	0	1	0	2	2		2	0	0	0	9	7	
1987-88	3	2	0	1	0	21	12	5	0.833		2	0	0	0	16	7		0	0	1	0	5	5	
1988-89	3	1	0	2	0	9	8	4	0.667		0	0	1	0	3	3		1	0	1	0	6	5	
1989-90	3	3	0	0	0	14	3	6	1.000		2	0	0	0	9	3		1	0	0	0	5	0	
1990-91	3	0	2	1	0	3	11	1	0.167		0	0	1	0	1	1		0	2	0	0	2	10	
1991-92	3	3	0	0	0	17	11	6	1.000		1	0	0	0	5	3		2	0	0	0	12	8	
1992-93	4	3	0	1	0	15	8	7	0.875		2	0	0	0	10	4		1	0	1	0	5	4	
1993-94	4	0	4	0	0	13	20	0	0.000		0	2	0	0	8	11		0	2	0	0	5	9	
1994-95	4	1	2	1	0	10	12	3	0.375		1	1	0	0	5	6		0	1	1	0	5	6	
1995-96	4	1	3	0	0	10	18	2	0.250		0	2	0	0	5	9		1	1	0	0	5	9	
1996-97	4	0	4	0	0	6	18	0	0.000		0	2	0	0	4	10		0	2	0	0	2	8	
1997-98	4	1	3	0	0	8	10	2	0.250		1	1	0	0	5	3		0	2	0	0	3	7	
1998-99	4	0	3	1	0	9	19	1	0.125		0	1	1	0	4	8		0	2	0	0	5	11	
1999-00	4	0	3	1	0	6	9	1	0.125		0	1	1	0	4	5		0	2	0	0	2	4	
2000-01	4	1	3	0	0	11	15	2	0.250		1	1	0	0	7	7		0	2	0	0	4	8	
2001-02	4	1	2	1	0	8	13	3	0.375		1	1	0	0	7	7		0	1	1	0	1	6	
2002-03	4	1	2	0	1	8	14	3	0.375		1	0	0	1	7	7		0	2	0	0	1	7	
2003-04	4	2	0	0	2	13	10	6	0.750		1	0	0	1	6	4		1	0	0	1	7	6	
2004-05	DID NOT PLAY																							
2005-06	4	1	2	0	1	10	14	3	0.375		0	1	0	1	5	7		1	1	0	0	5	7	
2006-07	4	1	2	0	1	11	12	3	0.375		0	1	0	1	7	9		1	1	0	0	4	3	
2007-08	4	0	2	0	2	8	16	2	0.250		0	1	0	1	2	6		0	1	0	1	6	10	
2008-09	4	2	2	0	0	14	11	4	0.500		2	0	0	0	9	3		0	2	0	0	5	8	
2009-10	4	2	2	0	0	14	16	4	0.500		1	1	0	0	8	8		1	1	0	0	6	8	
2010-11	4	1	3	0	0	9	11	2	0.250		1	1	0	0	6	5		0	2	0	0	3	6	
2011-12	4	0	4	0	0	4	14	0	0.000		0	2	0	0	2	6		0	2	0	0	2	8	
2012-13	3	1	1	0	1	8	8	3	0.500		0	1	0	1	3	7		1	0	0	0	5	1	
2013-14	3	1	2	0	0	5	10	2	0.333		0	1	0	0	0	3		1	1	0	0	5	7	



## EDMONTON OILERS VS DALLAS STARS

## YEARLY RECORD 1979-80 TO 2016-17

SEASON								PCT.	AT EDMONTON							PCT.	AT DALLAS						
	GP	W	L	T	OTL	GF	GA		W	L	T	OTL	GF	GA			W	L	T	OTL	GF	GA	
2014-15	3	1	1	0	1	11	9	3	0.500	1	0	0	1	9	6		0	1	0	0	2	3	
2015-16	3	1	2	0	0	6	8	2	0.333	1	0	0	0	2	1		0	2	0	0	4	7	
2016-17	3	2	1	0	0	14	6	4	0.667	1	1	0	0	9	4		1	0	0	0	5	2	
1979-2017	132	48	60	15	9	416	443	120	0.455	28	23	8	7	238	210		20	37	7	2	178	233	
DAL 1993-2017	87	21	53	4	9	216	293	55	0.316	13	22	2	7	124	142		8	31	2	2	92	151	
MIN 1979-1993*	45	27	7	11	0	200	150	65	0.722	15	1	6	0	114	68		12	6	5	0	86	82	

\* Franchise located in Minneapolis from 1979-80 to 1992-93. Moved to Dallas for 1993-94 season.

## EDMONTON OILERS VS DALLAS STARS

## 2016-17 RESULTS &amp; STATISTICS

\* Overtime \*\* Shootout

AT EDMONTON	SCORE	WINNING GOAL	AT DALLAS	SCORE	WINNING GOAL
14 Mar '17	DAL 1 @ EDM 7	Oscar Klefbom	19 Nov '16	EDM 5 @ DAL 2	Oscar Klefbom
11 Nov '16	DAL 3 @ EDM 2	Antoine Roussel			

OILERS	GP	G	A	P	+/-	PIM	PP	SH	STARS	GP	G	A	P	+/-	PIM	PP	SH
Connor McDavid	3	4	1	5	4	2	0	0	Patrick Eaves	2	2	1	3	-2	2	2	0
Patrick Maroon	3	2	1	3	1	2	0	0	Jamie Benn	3	1	2	3	-1	0	1	0
Leon Draisaitl	3	0	3	3	3	2	0	0	Tyler Seguin	3	0	2	2	-4	2	0	0
Anton Slepyshev	3	0	3	3	2	0	0	0	Brett Ritchie	3	1	0	1	-3	0	0	0
Oscar Klefbom	3	2	0	2	2	0	1	0	Lauri Korpikoski	2	1	0	1	0	2	0	0
Tyler Pitlick	2	2	0	2	2	0	0	0	Antoine Roussel	2	1	0	1	-1	0	0	0
Jordan Eberle	3	0	2	2	0	0	0	0	Adam Cracknell	3	0	1	1	-2	0	0	0
Milan Lucic	3	0	2	2	4	0	0	0	John Klingberg	3	0	1	1	-2	2	0	0
Zack Kassian	2	0	2	2	5	4	0	0	Curtis McKenzie	2	0	1	1	-2	5	0	0
Jesse Puljujarvi	2	0	2	2	3	2	0	0	Jason Spezza	2	0	1	1	-3	0	0	0
Ryan Nugent-Hopkins	3	1	0	1	1	0	0	0	Radek Faksa	3	0	0	0	-1	0	0	0
Darnell Nurse	3	1	0	1	5	7	0	0	Dan Hamhuis	3	0	0	0	-3	2	0	0
Benoit Pouliot	2	1	0	1	2	2	0	0	Stephen Johns	3	0	0	0	-4	0	0	0
David Desharnais	1	1	0	1	3	0	0	0	Devin Shore	3	0	0	0	-4	0	0	0
Matt Benning	3	0	1	1	8	0	0	0	Jordie Benn	2	0	0	0	0	0	0	0
Andrej Sekera	3	0	1	1	3	0	0	0	Cody Eakin	2	0	0	0	-2	0	0	0
Matt Hendricks	2	0	1	1	0	0	0	0	Patrick Nemeth	2	0	0	0	-3	0	0	0
Drake Caggiula	1	0	1	1	1	0	0	0	Johnny Oduya	2	0	0	0	-2	0	0	0
Adam Larsson	3	0	0	0	3	2	0	0	Jamie Oleksiak	2	0	0	0	-4	2	0	0
Mark Letestu	2	0	0	0	-1	0	0	0	Patrick Sharp	2	0	0	0	-2	0	0	0
Kris Russell	2	0	0	0	0	0	0	0	Justin Dowling	1	0	0	0	0	0	0	0
Eric Gryba	1	0	0	0	-1	0	0	0	Remi Elie	1	0	0	0	-1	0	0	0
Anton Lander	1	0	0	0	0	0	0	0	Ales Hemsky	1	0	0	0	-1	0	0	0
									Esa Lindell	1	0	0	0	-2	0	0	0
									Gemel Smith	1	0	0	0	-1	0	0	0

OILERS GOALTENDERS	GP	MIN	W-L-OT	GA	SA	SV	GAA	SV%
Cam Talbot	3	177	2-1-0	6	86	80	2.03	.930

STARS GOALTENDERS	GP	MIN	W-L-OT	GA	SA	SV	GAA	SV%
Kari Lehtonen	3	115	1-1-0	8	64	56	4.18	.875
Antti Niemi	2	65	0-1-0	6	36	30	5.52	.833

GOALS BY PERIOD	1	2	3	OT	TOTAL	SHOTS BY PERIOD	1	2	3	OT	TOTAL
Oilers	6	5	3	0	14	Oilers	39	30	32	0	101
Stars	2	4	0	0	6	Stars	29	38	19	0	86

POWERPLAY	PPG	ATT	PCT.	PENALTY KILLING	PK	TSH	PCT.
Oilers	1	8	12.5	Oilers	8	11	72.7
Stars	3	11	27.3	Stars	7	8	87.5

**DETROIT RED WINGS**

Little Caesars Arena  
2645 Woodward Avenue  
Detroit, MI 48201

Phone 313/471-7000

FAX PR: 313/567-0296

Media Hotline: 313/471-7599

www.detroitredwings.com

Capacity: TBD

**2017-18 GAMES VS DETROIT**

At Edmonton – November 5

At Detroit – November 22

**CLUB DIRECTORY**

Owner.....	Mike Ilitch (1929-2017)
Owner/Secretary-Treasurer.....	Marian Ilitch
Governor.....	Christopher Ilitch
Senior Vice President/Alternate Governor.....	Jim Devellano
Executive Vice President/General Manager.....	Ken Holland
Assistant General Manager.....	Ryan Martin
Assistant to the General Manager.....	Kris Draper
Head Coach.....	Jeff Blashill
Assistant Coaches.....	John Torchetti, Doug Houda, Pat Ferschweiler, Chris Chelios
Goaltending Coach.....	Jeff Salajko
Assistant Coach/Video.....	Adam Nightingale
Director of Public Relations.....	Todd Beam
Communications Professionals.....	Kyle Kujawa, Alex DiFilippo

**EDMONTON OILERS VS DETROIT RED WINGS****YEARLY RECORD 1979-80 TO 2016-17**

SEASON											AT EDMONTON						AT DETROIT					
	GP	W	L	T	OTL	GF	GA	PTS	PCT.		W	L	T	OTL	GF	GA	W	L	T	OTL	GF	GA
1979-80	4	1	2	1	0	15	16	3	0.375		0	1	1	0	7	9	1	1	0	0	8	7
1980-81	4	2	1	1	0	16	12	5	0.625		1	0	1	0	9	6	1	1	0	0	7	6
1981-82	3	2	0	1	0	19	11	5	0.833		1	0	0	0	8	4	1	0	1	0	11	7
1982-83	3	2	1	0	0	19	16	4	0.667		1	1	0	0	12	11	1	0	0	0	7	5
1983-84	3	3	0	0	0	22	9	6	1.000		1	0	0	0	8	3	2	0	0	0	14	6
1984-85	3	3	0	0	0	19	14	6	1.000		2	0	0	0	13	9	1	0	0	0	6	5
1985-86	3	3	0	0	0	22	7	6	1.000		1	0	0	0	12	3	2	0	0	0	10	4
1986-87	3	3	0	0	0	15	9	6	1.000		2	0	0	0	10	6	1	0	0	0	5	3
1987-88	3	1	2	0	0	11	15	2	0.333		0	1	0	0	1	4	1	1	0	0	10	11
1988-89	3	1	2	0	0	16	18	2	0.333		1	1	0	0	14	13	0	1	0	0	2	5
1989-90	3	1	2	0	0	15	15	2	0.333		0	1	0	0	4	6	1	1	0	0	11	9
1990-91	3	1	1	1	0	11	12	3	0.500		1	0	1	0	8	7	0	1	0	0	3	5
1991-92	3	0	2	1	0	7	12	1	0.167		0	1	0	0	1	4	0	1	1	0	6	8
1992-93	3	0	2	1	0	7	12	1	0.167		0	1	1	0	5	8	0	1	0	0	2	4
1993-94	4	3	1	0	0	13	12	6	0.750		2	0	0	0	8	5	1	1	0	0	5	7
1994-95	4	1	3	0	0	10	15	2	0.250		1	1	0	0	6	6	0	2	0	0	4	9
1995-96	4	0	4	0	0	7	21	0	0.000		0	2	0	0	5	8	0	2	0	0	2	13
1996-97	4	0	2	2	0	5	11	2	0.250		0	1	1	0	5	9	0	1	1	0	0	2
1997-98	4	2	2	0	0	11	15	4	0.500		1	1	0	0	5	9	1	1	0	0	6	6
1998-99	4	1	3	0	0	10	14	2	0.250		1	1	0	0	6	7	0	2	0	0	4	7
1999-00	4	1	2	1	0	8	13	3	0.375		1	0	1	0	5	4	0	2	0	0	3	9
2000-01	4	3	0	0	1	11	9	7	0.875		2	0	0	0	4	2	1	0	0	1	7	7
2001-02	4	0	2	1	1	6	11	2	0.250		0	1	1	0	2	3	0	1	0	1	4	8
2002-03	4	2	1	1	0	12	14	5	0.625		1	0	1	0	5	4	1	1	0	0	7	10
2003-04	4	0	2	2	0	7	14	2	0.250		0	0	2	0	5	5	0	2	0	0	2	9
2004-05	DID NOT PLAY																					
2005-06	4	2	1	0	1	13	14	5	0.625		1	0	0	1	9	9	1	1	0	0	4	5
2006-07	4	3	1	0	0	11	10	6	0.750		2	0	0	0	7	4	1	1	0	0	4	6
2007-08	4	2	2	0	0	11	12	4	0.500		1	1	0	0	5	5	1	1	0	0	6	7
2008-09	4	0	4	0	0	8	19	0	0.000		0	2	0	0	5	7	0	2	0	0	3	12
2009-10	4	3	1	0	0	17	13	6	0.750		2	0	0	0	9	7	1	1	0	0	8	6



## EDMONTON OILERS VS DETROIT RED WINGS

## YEARLY RECORD 1979-80 TO 2016-17

SEASON											AT EDMONTON					AT DETROIT					
GP	W	L	T	OTL	GF	GA	PTS	PCT.	W	L	T	OTL	GF	GA	W	L	T	OTL	GF	GA	
2010-11	4	0	3	0	1	7	16	1	0.125	0	2	0	0	4	8	0	1	0	1	3	8
2011-12	4	1	3	0	0	9	14	2	0.250	1	1	0	0	7	7	0	2	0	0	2	7
2012-13	3	0	2	0	1	3	8	1	0.167	0	0	0	1	2	3	0	2	0	0	1	5
2013-14	2	0	1	0	1	1	7	1	0.250	0	1	0	0	0	5	0	0	0	1	1	2
2014-15	2	0	2	0	0	4	9	0	0.000	0	1	0	0	2	4	0	1	0	0	2	5
2015-16	2	1	0	0	1	6	5	3	0.750	1	0	0	0	3	1	0	0	0	1	3	4
2016-17	2	2	0	0	0	6	4	4	1.000	1	0	0	0	4	3	1	0	0	0	2	1
1979-2017	127	50	57	13	7	410	458	120	0.472	29	22	10	2	225	218	21	35	3	5	185	240

## EDMONTON OILERS VS DETROIT RED WINGS

## 2016-17 RESULTS &amp; STATISTICS

\* Overtime \*\* Shootout

AT EDMONTON	SCORE	WINNING GOAL	AT DETROIT	SCORE	WINNING GOAL
04 Mar '17	DET 3 @ EDM 4	Patrick Maroon	06 Nov '16	EDM 2 @ DET 1	Ryan Nugent-Hopkins

OILERS	GP	G	A	P	+/-	PIM	PP	SH	RED WINGS	GP	G	A	P	+/-	PIM	PP	SH
Connor McDavid	2	1	2	3	1	2	0	0	Justin Abdelkader	2	1	1	2	0	0	1	0
Adam Larsson	2	1	1	2	3	0	0	0	Dylan Larkin	2	1	1	2	0	2	0	0
Leon Draisaitl	2	0	2	2	2	0	0	0	Henrik Zetterberg	2	0	2	2	1	0	0	0
Milan Lucic	2	0	2	2	0	0	0	0	Darren Helm	2	1	0	1	-1	0	0	0
Jordan Eberle	2	1	0	1	0	0	0	0	Anthony Mantha	1	1	0	1	0	0	0	0
Patrick Maroon	2	1	0	1	0	0	0	0	Frans Nielsen	2	0	1	1	0	2	0	0
Ryan Nugent-Hopkins	2	1	0	1	-1	0	1	0	Brendan Smith	1	0	1	1	-1	0	0	0
Tyler Pitlick	1	1	0	1	1	0	0	0	Andreas Athanasiou	2	0	0	0	-1	2	0	0
Oscar Klefbom	2	0	1	1	3	0	0	0	Danny DeKeyser	2	0	0	0	0	0	0	0
David Desharnais	1	0	1	1	1	0	0	0	Luke Glendening	2	0	0	0	-1	0	0	0
Matt Benning	2	0	0	0	-1	0	0	0	Mike Green	2	0	0	0	-1	2	0	0
Eric Gryba	2	0	0	0	0	2	0	0	Niklas Kronwall	2	0	0	0	0	0	0	0
Mark Letestu	2	0	0	0	-1	0	0	0	Drew Miller	2	0	0	0	-1	0	0	0
Darnell Nurse	2	0	0	0	0	2	0	0	Gustav Nyquist	2	0	0	0	0	0	0	0
Andrej Sekera	2	0	0	0	-1	0	0	0	Riley Sheahan	2	0	0	0	0	0	0	0
Taylor Beck	1	0	0	0	0	0	0	0	Tomas Tatar	2	0	0	0	0	0	0	0
Drake Caggiula	1	0	0	0	2	0	0	0	Jonathan Ericsson	1	0	0	0	0	0	0	0
Matt Hendricks	1	0	0	0	0	0	0	0	Nick Jensen	1	0	0	0	0	0	0	0
Zack Kassian	1	0	0	0	1	0	0	0	Alexey Marchenko	1	0	0	0	0	0	0	0
Jujhar Khaira	1	0	0	0	0	0	0	0	Steve Ott	1	0	0	0	-1	0	0	0
Anton Lander	1	0	0	0	0	0	0	0	Xavier Ouellet	1	0	0	0	-2	0	0	0
Benoit Pouliot	1	0	0	0	0	0	0	0	Ryan Sproul	1	0	0	0	-1	0	0	0
Anton Slepyshev	1	0	0	0	0	0	0	0									

OILERS GOALTENDERS	GP	MIN	W-L-OT	GA	SA	SV	GAA	SV%
Jonas Gustavsson	1	60	1-0-0	1	23	22	1.00	.957
Cam Talbot	1	60	1-0-0	3	25	22	3.00	.880

RED WINGS GOALTENDERS	GP	MIN	W-L-OT	GA	SA	SV	GAA	SV%
Jimmy Howard	1	58	0-1-0	2	28	26	2.05	.929
Petr Mrazek	1	59	0-1-0	4	38	34	4.08	.895

GOALS BY PERIOD	1	2	3	OT	TOTAL	SHOTS BY PERIOD	1	2	3	OT	TOTAL
Oilers	3	1	2	0	6	Oilers	26	25	15	0	66
Red Wings	2	0	2	0	4	Red Wings	19	12	17	0	48

POWERPLAY	PPG	ATT	PCT.	PENALTY KILLING	PK	TSH	PCT.
Oilers	1	4	24.0	Oilers	1	2	50.0
Red Wings	1	2	50.0	Red Wings	3	4	75.0

**FLORIDA PANTHERS**

BB&T Center  
One Panther Parkway  
Sunrise, FL 33323

Phone 954/835-7000 FAX 954/835-7700

www.floridapanthers.com

Twitter @FlaPanthers

Capacity: 19,250

**2017-18 GAMES VS FLORIDA**

At Edmonton – February 12

At Florida – March 17

**CLUB DIRECTORY**

Chairman, Owner & Governor.....	Vincent J. Viola
Vice Chairman, Partner & Alternate Governor.....	Douglas A. Cifu
Executive Chairman.....	Peter Luukko
President & CEO.....	Matthew Caldwell
President of Hockey Operations & General Manager.....	Dale Tallon
Asst. General Manager, GM of Springfield (AHL).....	Eric Joyce
Senior Advisor to the President of Hockey Operations.....	Chris Pronger
Special Advisor to the GM/Alternate Governor.....	William Torrey
Special Advisor to the General Manager.....	Tom Rowe
Vice President, Hockey Ops and Special Projects.....	Travis Viola
Vice President, Communications & Public Relations.....	Thomas Drance
Sr. Advisor to the President, Hockey Ops.....	Chris Pronger
Head Coach.....	Bob Boughner
Associate Coach.....	Jack Capuano
Assistant Coaches.....	Paul McFarland, Ben Cooper (video)
Goaltending Coach.....	Robb Tallas
Director, Communications & Digital Media.....	Adelyn Biedenbach
Media Relations Coordinator.....	Mike Lewis
Public Relations Coordinator.....	Chrissy Parente

**EDMONTON OILERS VS FLORIDA PANTHERS****YEARLY RECORD 1993-94 TO 2016-17**

SEASON										AT EDMONTON					AT FLORIDA							
	GP	W	L	T	OTL	GF	GA	PTS	PCT.	W	L	T	OTL	GF	GA	W	L	T	OTL	GF	GA	
1993-94	2	0	1	1	0	7	9	1	0.250													
1994-95	DID NOT PLAY																					
1995-96	2	0	2	0	0	3	5	0	0.000	0	1	0	0	2	3		0	1	0	0	1	2
1996-97	2	1	1	0	0	7	6	2	0.500	1	0	0	0	4	0		0	1	0	0	3	6
1997-98	2	2	0	0	0	7	2	4	1.000	1	0	0	0	3	2		1	0	0	0	4	0
1998-99	1	0	1	0	0	1	3	0	0.000	0	0	0	0	0	0		0	1	0	0	1	3
1999-00	2	0	1	1	0	3	4	1	0.250	0	0	1	0	2	2		0	1	0	0	1	2
2000-01	1	0	0	1	0	2	2	1	0.500	0	0	0	0	0	0		0	0	1	0	2	2
2001-02	2	1	1	0	0	10	7	2	0.500	1	0	0	0	6	2		0	1	0	0	4	5
2002-03	1	1	0	0	0	4	0	2	1.000	0	0	0	0	0	0		1	0	0	0	4	0
2003-04	1	1	0	0	0	4	2	2	1.000	1	0	0	0	4	2		0	0	0	0	0	0
2004-05	DID NOT PLAY																					
2005-06	DID NOT PLAY																					
2006-07	1	1	0	0	0	4	1	2	1.000	1	0	0	0	4	1		0	0	0	0	0	0
2007-08	1	1	0	0	0	4	3	2	1.000	0	0	0	0	0	0		1	0	0	0	4	3
2008-09	1	0	1	0	0	0	2	0	0.000	0	1	0	0	0	2		0	0	0	0	0	0
2009-10	1	1	0	0	0	3	2	2	1.000	0	0	0	0	0	0		1	0	0	0	3	2
2010-11	1	1	0	0	0	3	2	2	1.000	1	0	0	0	3	2		0	0	0	0	0	0
2011-12	1	1	0	0	0	2	1	2	1.000	0	0	0	0	0	0		1	0	0	0	2	1
2012-13	DID NOT PLAY																					
2013-14	2	2	0	0	0	8	4	4	1.000	1	0	0	0	4	1		1	0	0	0	4	3
2014-15	2	1	1	0	0	5	6	2	0.500	0	1	0	0	2	4		1	0	0	0	3	2
2015-16	2	1	1	0	0	5	4	2	0.500	0	1	0	0	1	2		1	0	0	0	4	2
2016-17	2	2	0	0	0	8	6	4	1.000	1	0	0	0	4	3		1	0	0	0	4	3
1993-2017	30	17	10	3	0	90	71	37	0.617	8	5	1	0	42	31		9	5	2	0	48	40



## VS FLORIDA PANTHERS

## EDMONTON OILERS VS FLORIDA PANTHERS

## 2016-17 RESULTS &amp; STATISTICS

\* Overtime \*\* Shootout

AT EDMONTON	SCORE	WINNING GOAL	AT FLORIDA	SCORE	WINNING GOAL
18 Jan '17 *	FLA 3 @ EDM 4	Connor McDavid	22 Feb '17	EDM 4 @ FLA 3	Kris Russell

OILERS	GP	G	A	P	+/-	PIM	PP	SH	PANTHERS	GP	G	A	P	+/-	PIM	PP	SH
Connor McDavid	2	1	3	4	3	0	0	0	Aaron Ekblad	2	0	3	3	-1	0	0	0
Zack Kassian	2	2	0	2	1	0	0	0	Keith Yandle	2	0	3	3	0	0	0	0
Jordan Eberle	2	1	1	2	1	0	0	0	Jonathan Marchessault	2	1	1	2	-4	2	1	0
Mark Letestu	2	1	1	2	1	0	1	0	Jussi Jokinen	2	0	2	2	0	0	0	0
Ryan Nugent-Hopkins	2	1	1	2	1	0	0	0	Colton Sceviour	2	1	0	1	1	0	0	0
Leon Draisaitl	2	0	2	2	2	0	0	0	Michael Sgarbossa	2	1	0	1	-1	0	1	0
Oscar Klefbom	2	1	0	1	3	0	0	0	Vincent Trocheck	2	1	0	1	-1	0	0	0
Kris Russell	2	1	0	1	1	0	0	0	Aleksander Barkov	1	1	0	1	-1	0	1	0
Eric Gryba	2	0	1	1	1	4	0	0	Greg McKegg	1	1	0	1	0	0	0	0
Milan Lucic	2	0	1	1	-1	0	0	0	Jaromir Jagr	2	0	1	1	-1	0	0	0
Andrej Sekera	2	0	1	1	-1	0	0	0	Reilly Smith	2	0	1	1	0	0	0	0
Drake Caggiula	2	0	0	0	1	0	0	0	Jason Demers	2	0	0	0	-2	0	0	0
Brandon Davidson	2	0	0	0	0	0	0	0	Derek MacKenzie	2	0	0	0	0	0	0	0
Juhar Khaira	2	0	0	0	1	2	0	0	Michael Matheson	2	0	0	0	-1	0	0	0
Patrick Maroon	2	0	0	0	1	0	0	0	Mark Pysyk	2	0	0	0	-2	0	0	0
Matt Benning	1	0	0	0	1	0	0	0	Shawn Thornton	2	0	0	0	0	2	0	0
Matt Hendricks	1	0	0	0	0	2	0	0	Nick Bjugstad	1	0	0	0	-2	0	0	0
Adam Larsson	1	0	0	0	2	0	0	0	Jonathan Huberdeau	1	0	0	0	-1	0	0	0
Iiro Pakarinen	1	0	0	0	0	0	0	0	Jared McCann	1	0	0	0	-1	0	0	0
Benoit Pouliot	1	0	0	0	0	2	0	0	Dylan McIlrath	1	0	0	0	0	0	0	0
Anton Slepyshev	1	0	0	0	0	0	0	0	Alex Petrovic	1	0	0	0	-1	0	0	0
									Paul Thompson	1	0	0	0	0	0	0	0

OILERS GOALTENDERS	GP	MIN	W-L-OT	GA	SA	SV	GAA	SV%
Cam Talbot	2	125	2-0-0	6	65	59	2.88	.908

PANTHERS GOALTENDERS	GP	MIN	W-L-OT	GA	SA	SV	GAA	SV%
James Reimer	2	123	0-1-1	8	66	58	3.90	.879

GOALS BY PERIOD	1	2	3	OT	TOTAL	SHOTS BY PERIOD	1	2	3	OT	TOTAL
Oilers	3	2	2	1	8	Oilers	26	23	16	1	66
Panthers	1	4	1	0	6	Panthers	25	22	16	2	65

POWERPLAY	PPG	ATT	PCT.	PENALTY KILLING	PK	TSH	PCT.
Oilers	1	3	33.3	Oilers	1	4	25.0
Panthers	3	4	75.0	Panthers	2	3	66.7



**LOS ANGELES KINGS**

STAPLES Center  
1111 South Figueroa Street  
Los Angeles, CA 90015

Phone 213/742-7100  
GM FAX 310/535-4525  
www.lakings.com  
Capacity: 18,230

**2017-18 GAMES VS LOS ANGELES**

At Edmonton – January 2, March 24

At Los Angeles – February 7, February 24

**CLUB DIRECTORY**

Owner.....	Philip F. Anschutz
Owner.....	Edward P. Roski, Jr.
Alternate Governor.....	Dan Beckerman
President, Alt. Governor.....	Luc Robitaille
Chief Operating Officer, Alternate Governor.....	Kelly Cheeseman
Vice President and General Manager.....	Rob Blake
Exec. V.P./Hockey Ops and Legal Affairs.....	Jeff Solomon
Assistant General Manager.....	Michael Futa
Senior Advisor to the GM/Development.....	Mike O'Connell
Head Coach.....	John Stevens
Assistant Coaches.....	Dave Lowry, Don Nachbaur, Pierre Turgeon
Goaltending Coach.....	Bill Ranford
Senior VP, Communications and Broadcasting.....	Michael Altieri
Senior Director, Communications and Heritage.....	Jeff Moeller
Director, Communications and Media Services.....	Mike Kalinowski
Manager, Communications and Media Services.....	Eddie Fischerman

**EDMONTON OILERS VS LOS ANGELES KINGS****YEARLY RECORD 1979-80 TO 2016-17**

SEASON	AT EDMONTON								AT LOS ANGELES							
	GP	W	L	T	OTL	GF	GA	PTS	PCT.	W	L	T	OTL	GF	GA	PCT.
1979-80	4	2	1	1	0	19	16	5	0.625	1	0	1	0	8	6	0.500
1980-81	4	0	2	2	0	16	22	2	0.250	0	2	0	10	10	0	0.000
1981-82	8	5	1	2	0	51	27	12	0.750	3	0	1	0	31	13	0.750
1982-83	8	5	1	2	0	46	30	12	0.750	3	1	0	0	25	19	0.500
1983-84	8	6	2	0	0	44	29	12	0.750	3	1	0	0	25	13	0.750
1984-85	8	4	3	1	0	41	35	9	0.563	3	1	0	0	27	17	0.750
1985-86	8	6	0	2	0	53	31	14	0.875	3	0	1	0	26	15	0.750
1986-87	8	4	2	2	0	48	35	10	0.625	1	1	2	0	23	22	0.250
1987-88	8	4	2	2	0	41	32	10	0.625	3	0	1	0	21	12	0.750
1988-89	8	4	4	0	0	36	36	8	0.500	2	2	0	0	18	17	0.500
1989-90	8	4	2	2	0	36	35	10	0.625	2	1	1	0	18	17	0.500
1990-91	8	2	5	1	0	25	35	5	0.313	2	2	0	0	13	13	0.500
1991-92	7	1	3	3	0	22	31	5	0.357	1	1	2	0	12	16	0.250
1992-93	7	1	5	1	0	20	32	3	0.214	0	3	1	0	11	17	0.000
1993-94	7	2	2	3	0	26	28	7	0.500	1	1	1	0	14	13	0.500
1994-95	5	2	2	1	0	14	17	5	0.500	1	1	0	0	5	4	0.500
1995-96	5	3	1	1	0	22	14	7	0.700	2	0	1	0	15	9	0.750
1996-97	6	3	2	1	0	20	17	7	0.583	2	1	0	0	7	7	0.750
1997-98	5	4	1	0	0	14	8	8	0.800	1	1	0	0	3	3	0.750
1998-99	4	0	3	1	0	7	10	1	0.125	0	2	0	0	4	6	0.000
1999-00	4	2	1	1	0	14	16	5	0.625	2	0	0	0	11	7	0.750
2000-01	4	3	1	0	0	20	7	6	0.750	1	1	0	0	7	4	0.750
2001-02	4	1	1	1	1	10	11	4	0.500	0	1	1	0	4	6	0.000
2002-03	4	3	1	0	0	10	9	6	0.750	1	1	0	0	3	4	0.750
2003-04	4	2	2	0	0	10	10	4	0.500	1	1	0	0	6	5	0.500
2004-05	DID NOT PLAY															
2005-06	4	3	1	0	0	15	9	6	0.750	2	0	0	0	9	3	0.750
2006-07	4	2	2	0	0	11	16	4	0.500	1	1	0	0	8	10	0.500
2007-08	4	2	2	0	0	11	14	4	0.500	1	1	0	0	6	7	0.500
2008-09	4	2	2	0	0	10	10	4	0.500	0	2	0	0	2	4	0.000
2009-10	4	2	2	0	0	10	11	4	0.500	0	2	0	0	3	6	0.000
2010-11	4	0	3	0	1	5	13	1	0.125	0	2	0	0	1	5	0.000
2011-12	4	2	2	0	0	6	7	4	0.500	1	1	0	0	3	5	0.500



## EDMONTON OILERS VS LOS ANGELES KINGS

## YEARLY RECORD 1979-80 TO 2016-17

SEASON
 GP
 W
 L
 T
 OTL
 GF
 GA
 PTS
 PCT.
 W
 L
 T
 OTL
 GF
 GA
 W
 L
 T
 OTL
 GF
 GA

2012-13	3	1	2	0	0	4	8	2	0.333	1	1	0	0	3	4	0	1	0	0	1	4
2013-14	4	0	3	0	1	3	12	1	0.125	0	2	0	0	2	7	0	1	0	1	5	
2014-15	5	2	3	0	0	12	23	4	0.400	2	1	0	0	9	9	0	2	0	0	3	14
2015-16	5	0	5	0	0	12	20	0	0.000	0	2	0	0	4	8	0	3	0	0	8	12
2016-17	5	3	2	0	0	13	12	6	0.600	3	0	0	0	7	2	0	2	0	0	6	10
1979-2017	204	92	79	30	3	777	728	217	0.532	50	38	15	0	404	345	42	41	15	3	373	383

## EDMONTON OILERS VS LOS ANGELES KINGS

## 2016-17 RESULTS &amp; STATISTICS

\* Overtime \*\* Shootout

AT EDMONTON	SCORE	WINNING GOAL	AT LOS ANGELES	SCORE	WINNING GOAL
28 Mar '17	LAK 1 @ EDM 2	Eric Gryba	04 Apr '17	EDM 4 @ LAK 6	Tanner Pearson
20 Mar '17	LAK 0 @ EDM 2	Patrick Maroon	17 Nov '16	EDM 2 @ LAK 4	Jeff Carter
29 Dec '16	LAK 1 @ EDM 3	Eric Gryba			

OILERS	GP	G	A	P	+/-	PIM	PP	SH	KINGS	GP	G	A	P	+/-	PIM	PP	SH
Leon Draisaitl	5	0	6	6	-1	0	0	0	Nick Shore	3	2	4	6	2	0	0	0
Ryan Nugent-Hopkins	5	3	2	5	4	0	0	0	Tyler Toffoli	4	1	2	3	3	0	0	0
Darnell Nurse	4	2	2	4	-3	0	0	0	Dustin Brown	5	1	1	2	2	0	0	0
Connor McDavid	5	1	3	4	-3	0	0	0	Jeff Carter	5	1	1	2	-2	2	0	1
Jordan Eberle	5	0	4	1	0	0	0	0	Nic Dowd	5	1	1	2	2	0	0	0
Milan Lucic	5	2	1	3	1	0	2	0	Derek Forbort	5	1	1	2	3	0	0	0
Patrick Maroon	5	2	0	2	1	12	1	0	Kyle Clifford	5	0	2	2	0	5	0	0
Eric Gryba	4	2	0	2	1	7	0	0	Jonny Brodzinski	2	0	2	2	3	0	0	0
Oscar Klefbom	5	1	1	2	-1	0	0	0	Drew Doughty	5	1	0	1	6	0	0	0
Zack Kassian	5	0	1	1	-3	6	0	0	Trevor Lewis	5	1	0	1	-2	2	0	0
Kris Russell	4	0	1	1	0	0	0	0	Tanner Pearson	5	1	0	1	-2	2	0	0
Matt Benning	3	0	1	1	-2	0	0	0	Jarome Iginla	3	1	0	1	-2	7	0	0
Adam Larsson	5	0	0	0	0	6	0	0	Devin Setoguchi	2	1	0	1	-1	0	0	0
Mark Letestu	5	0	0	0	-2	0	0	0	Alec Martinez	5	0	1	1	-3	0	0	0
Benoit Pouliot	5	0	0	0	-1	0	0	0	Paul LaDue	3	0	1	1	-1	2	0	0
Drake Caggiula	4	0	0	0	0	2	0	0	Jake Muzzin	5	0	0	0	-2	6	0	0
Andrej Sekera	4	0	0	0	0	2	0	0	Anze Kopitar	4	0	0	0	-1	4	0	0
David Desharnais	3	0	0	0	-2	0	0	0	Brayden McNabb	4	0	0	0	1	4	0	0
Anton Slepyshev	3	0	0	0	1	0	0	0	Jordan Nolan	4	0	0	0	1	7	0	0
Matt Hendricks	2	0	0	0	-1	0	0	0	Adrian Kempe	3	0	0	0	0	0	0	0
Jesse Puljujarvi	2	0	0	0	-1	0	0	0	Marian Gaborik	2	0	0	0	0	0	0	0
Brandon Davidson	1	0	0	0	1	2	0	0	Kevin Gravel	2	0	0	0	0	0	0	0
Tyler Pitlick	1	0	0	0	-1	0	0	0	Dwight King	2	0	0	0	1	0	0	0
									Tom Gilbert	1	0	0	0	0	0	0	0
									Teddy Purcell	1	0	0	0	0	0	0	0

OILERS GOALTENDERS	GP	MIN	W-L-OT	GA	SA	SV	GAA	SV%
Cam Talbot	4	240	3-1-0	7	125	118	1.75	.944
Jonas Gustavsson	1	58	0-1-0	4	25	21	4.14	.840

KINGS GOALTENDERS	GP	MIN	W-L-OT	GA	SA	SV	GAA	SV%
Peter Budaj	2	119	1-1-0	4	64	60	2.02	.938
Jonathan Quick	3	176	1-2-0	8	87	79	2.72	.908

GOALS BY PERIOD	1	2	3	OT	TOTAL	SHOTS BY PERIOD	1	2	3	OT	TOTAL
Oilers	5	5	3	0	13	Oilers	46	53	53	0	152
Kings	3	4	5	0	12	Kings	43	60	48	0	151

POWERPLAY	PPG	ATT	PCT.	PENALTY KILLING	PK	TSH	PCT.
Oilers	2	12	25.0	Oilers	10	10	100.0
Kings	0	10	0.0	Kings	9	12	75.0



**MINNESOTA WILD**  
317 Washington Street  
St. Paul, MN  
55102

Phone 651/602-6000 FAX 651/222-1055  
Tickets 651/222-9453  
www.wild.com  
Capacity: 17,954

## 2017-18 GAMES VS MINNESOTA

At Edmonton – March 10

At Minnesota – October 12, April 2

## CLUB DIRECTORY

Owner/Governor.....	Craig Leipold
General Manager and EVP.....	Chuck Fletcher
President and Alternate Governor.....	Matt Majka
Senior Vice President of Hockey Operations.....	Brent Flahr
Assistant General Managers.....	Andrew Brunette / Shep Harder
Head Coach.....	Bruce Boudreau
Assistant Coaches.....	John Anderson, Darby Hendrickson, Bob Woods
Goalie Coach.....	Bob Mason
Video Coach.....	Jonas Plumb
Media Relations Director.....	Aaron Sickman
Media Relations Sr. Coordinator / Coordinator.....	Carly Peters / Megan Kogut

## EDMONTON OILERS VS MINNESOTA WILD

### YEARLY RECORD 2000-01 TO 2016-17

											AT EDMONTON					AT MINNESOTA						
SEASON	GP	W	L	T	OTL	GF	GA	PTS	PCT.		W	L	T	OTL	GF	GA	W	L	T	OTL	GF	GA
2000-01	5	4	0	1	0	18	10	9	0.900		2	0	1	0	8	3	2	0	0	0	10	7
2001-02	5	4	0	1	0	14	8	9	0.900		2	0	0	0	5	3	2	0	1	0	9	5
2002-03	5	3	0	0	2	14	10	8	0.800		2	0	0	1	8	4	1	0	0	1	6	6
2003-04	6	2	2	2	0	7	8	6	0.500		0	1	2	0	3	4	2	1	0	0	4	4
2004-05	DID NOT PLAY																					
2005-06	8	2	5	0	1	18	27	5	0.313		0	4	0	0	8	17	2	1	0	1	10	10
2006-07	8	2	6	0	0	9	23	4	0.250		1	3	0	0	6	12	1	3	0	0	3	11
2007-08	8	3	4	0	1	23	28	7	0.438		3	1	0	0	16	13	0	3	0	1	7	15
2008-09	6	2	3	0	1	11	17	5	0.417		2	1	0	0	8	6	0	2	0	1	3	11
2009-10	6	3	3	0	0	16	15	6	0.500		3	0	0	0	11	4	0	3	0	0	5	11
2010-11	6	0	6	0	0	9	23	0	0.000		0	3	0	0	4	11	0	3	0	0	5	12
2011-12	6	2	1	0	3	16	14	7	0.583		1	0	0	2	7	6	1	1	0	1	9	8
2012-13	4	1	3	0	0	12	13	2	0.250		0	2	0	0	4	8	1	1	0	0	8	5
2013-14	3	1	2	0	0	5	10	2	0.333		0	1	0	0	0	3	1	1	0	0	5	7
2014-15	3	1	2	0	0	3	7	2	0.333		0	2	0	0	1	6	1	0	0	0	2	1
2015-16	3	1	2	0	0	7	10	2	0.333		0	1	0	0	2	5	1	1	0	0	5	5
2016-17	3	0	1	0	2	5	10	2	0.333		0	1	0	1	3	7	0	0	0	1	2	3
2000-2017	85	31	40	4	10	187	233	76	0.447		16	20	3	4	94	112	15	20	1	6	93	121



VS MINNESOTA WILD

## EDMONTON OILERS VS MINNESOTA WILD

## 2016-17 RESULTS &amp; STATISTICS

\* Overtime \*\* Shootout

AT EDMONTON	SCORE	WINNING GOAL	AT MINNESOTA	SCORE	WINNING GOAL
31 Jan '17	MIN 5 @ EDM 2	Zach Parise	09 Dec '16 **	EDM 2 @ MIN 3	Eric Staal
04 Dec '16 *	MIN 2 @ EDM 1	Mikko Koivu			

OILERS	GP	G	A	P	+/-	PIM	PP	SH	WILD	GP	G	A	P	+/-	PIM	PP	SH
Leon Draisaitl	3	2	0	2	-3	0	1	0	Jason Zucker	3	2	1	3	4	0	0	0
Oscar Klefbom	3	0	2	2	1	0	0	0	Tyler Graovac	3	2	0	2	1	0	0	0
Adam Larsson	3	1	0	1	-1	4	0	0	Charlie Coyle	3	1	1	2	2	0	0	0
Patrick Maroon	3	1	0	1	-2	0	0	0	Matt Dumba	3	1	1	2	6	4	0	0
Ryan Nugent-Hopkins	3	1	0	1	-3	0	1	0	Mikko Koivu	3	1	1	2	4	2	0	0
Jordan Eberle	3	0	1	1	-2	0	0	0	Mikael Granlund	3	0	2	2	3	0	0	0
Zack Kassian	3	0	1	1	1	9	0	0	Nino Niederreiter	3	0	2	2	1	0	0	0
Milan Lucic	3	0	1	1	-2	2	0	0	Jason Pominville	3	0	2	2	0	2	0	0
Benoit Pouliot	3	0	1	1	-2	0	0	0	Zach Parise	3	1	0	1	0	0	0	0
Andrej Sekera	3	0	1	1	-3	0	0	0	Chris Stewart	3	1	0	1	1	2	0	0
Tyler Pitlick	2	0	1	1	0	0	0	0	Nate Prosser	3	0	1	1	-1	2	0	0
Anton Slepyshev	2	0	1	1	0	0	0	0	Eric Staal	3	0	1	1	1	0	0	0
Mark Fayne	1	0	1	1	1	0	0	0	Erik Haula	3	0	0	0	0	0	0	0
Matt Benning	3	0	0	0	0	0	0	0	Marco Scandella	3	0	0	0	2	2	0	0
Drake Caggiula	3	0	0	0	-1	0	0	0	Jared Spurgeon	3	0	0	0	1	2	0	0
Mark Letestu	3	0	0	0	1	2	0	0	Ryan Suter	3	0	0	0	1	0	0	0
Connor McDavid	3	0	0	0	-4	2	0	0	Jonas Brodin	2	0	0	0	2	0	0	0
Kris Russell	3	0	0	0	-7	2	0	0	Kurtis Gabriel	2	0	0	0	-1	7	0	0
Matt Hendricks	2	0	0	0	-1	0	0	0	Mike Reilly	1	0	0	0	0	0	0	0
Brandon Davidson	1	0	0	0	0	0	0	0	Jordan Schroeder	1	0	0	0	1	0	0	0
Dillon Simpson	1	0	0	0	-1	0	0	0									

OILERS GOALTENDERS	GP	MIN	W-L-OT	GA	SA	SV	GAA	SV%
Jonas Gustavsson	1	63	0-0-1	2	33	31	1.90	.939
Cam Talbot	2	98	0-1-1	6	55	49	3.69	.891
Laurent Brossoit	1	27	0-0-0	1	16	15	2.20	.938

WILD GOALTENDERS	GP	MIN	W-L-OT	GA	SA	SV	GAA	SV%
Devan Dubnyk	2	128	2-0-0	3	56	53	1.41	.946
Darcy Kuemper	1	60	1-0-0	2	43	41	2.00	.953

GOALS BY PERIOD	1	2	3	OT	TOTAL	SHOTS BY PERIOD	1	2	3	OT	TOTAL
Oilers	2	2	1	0	5	Oilers	37	35	22	5	99
Wild	3	3	2	1	9	Wild	33	27	34	10	104

POWERPLAY	PPG	ATT	PCT.	PENALTY KILLING	PK	TSH	PCT.
Oilers	2	9	22.2	Oilers	7	7	100.0
Wild	0	7	0.0	Wild	7	9	77.8

**MONTREAL CANADIENS**

Club de hockey Canadien

1909, avenue des Canadiens-de-Montréal

Montréal, QC H3B 5E8

Phone: 514/932-2582

Media Hotline: 514/989-2835

www.canadiens.nhl.com

Twitter: @CanadiensMTL

PR Twitter: @chcinfomedia

Capacity: 21,288

**2017-18 GAMES VS MONTREAL**

At Edmonton – December 23

At Montreal – December 9

**CLUB DIRECTORY**

Owner, President and CEO, Club de hockey Canadien, Bell Centre & evenko.....	Geoff Molson
Executive VP Hockey and General Manager, Hockey.....	Marc Bergevin
Senior Vice President, Communications.....	Donald Beauchamp
Senior VP, Hockey Operations.....	Rick Dudley
Assistant General Managers.....	Scott Mellanby, Trevor Timmins
Head Coach.....	Claude Julien
Associate Coach.....	Kirk Muller
Assistant Coaches/Goaltending Coach.....	Dan Lacroix, Jean-Jacques Daigneault / Stéphane Waite
Video Coach / IT Support Video Coaches.....	Mario Leblanc / Éric Gravel
Executive Director, Media Relations.....	Dominick Saillant
Communications Manager.....	François Marchand

**EDMONTON OILERS VS MONTREAL CANADIENS****YEARLY RECORD 1979-80 TO 2016-17**

										AT EDMONTON						AT MONTREAL						
SEASON	GP	W	L	T	OTL	GF	GA	PTS	PCT.	W	L	T	OTL	GF	GA	W	L	T	OTL	GF	GA	
1979-80	4	1	3	0	0	15	19	2	0.250	1	1	0	0	8	10	0	2	0	0	7	9	
1980-81	4	2	2	0	0	14	13	4	0.500	2	0	0	0	13	4	0	2	0	0	1	9	
1981-82	3	0	1	2	0	9	12	2	0.333	0	1	0	0	3	6	0	0	2	0	6	6	
1982-83	3	2	1	0	0	14	9	4	0.667	2	0	0	0	12	5	0	1	0	0	2	4	
1983-84	3	2	1	0	0	11	5	4	0.667	1	0	0	0	6	1	1	1	0	0	5	4	
1984-85	3	1	2	0	0	8	10	2	0.333	0	2	0	0	3	8	1	0	0	0	5	2	
1985-86	3	3	0	0	0	14	9	6	1.000	1	0	0	0	3	2	2	0	0	0	11	7	
1986-87	3	3	0	0	0	14	10	6	1.000	2	0	0	0	9	6	1	0	0	0	5	4	
1987-88	3	0	3	0	0	6	13	0	0.000	0	1	0	0	1	4	0	2	0	0	5	9	
1988-89	3	1	2	0	0	10	11	2	0.333	1	1	0	0	5	4	0	1	0	0	5	7	
1989-90	3	1	1	1	0	13	10	3	0.500	1	0	0	0	6	2	0	1	1	0	7	8	
1990-91	3	1	2	0	0	5	8	2	0.333	0	2	0	0	1	6	1	0	0	0	4	2	
1991-92	3	1	2	0	0	3	5	2	0.333	1	1	0	0	3	4	0	1	0	0	0	1	
1992-93	2	0	2	0	0	6	10	0	0.000	0	1	0	0	3	6	0	1	0	0	3	4	
1993-94	2	1	1	0	0	7	6	2	0.500	1	0	0	0	6	3	0	1	0	0	1	3	
1994-95	DID NOT PLAY																					
1995-96	2	1	1	0	0	7	9	2	0.500	0	1	0	0	1	4	1	0	0	0	6	5	
1996-97	2	0	2	0	0	6	8	0	0.000	0	1	0	0	4	5	0	1	0	0	2	3	
1997-98	2	0	1	1	0	6	8	1	0.250	0	1	0	0	3	5	0	0	1	0	3	3	
1998-99	3	1	2	0	0	6	8	2	0.333	0	2	0	0	2	7	1	0	0	0	4	1	
1999-00	2	2	0	0	0	7	5	4	1.000	1	0	0	0	2	1	1	0	0	0	5	4	
2000-01	3	1	2	0	0	7	10	2	0.333	1	1	0	0	5	5	0	1	0	0	2	5	
2001-02	2	2	0	0	0	10	7	4	1.000	2	0	0	0	10	7	0	0	0	0	0	0	
2002-03	2	1	1	0	0	7	7	2	0.500	1	0	0	0	5	4	0	1	0	0	2	3	
2003-04	2	1	1	0	0	7	6	2	0.500	0	1	0	0	3	4	1	0	0	0	4	2	
2004-05	DID NOT PLAY																					
2005-06	1	1	0	0	0	5	3	2	1.000	1	0	0	0	5	3	0	0	0	0	0	0	
2006-07	1	0	0	0	1	2	3	1	0.500	0	0	0	0	0	0	0	0	0	1	2	3	
2007-08	DID NOT PLAY																					
2008-09	2	1	0	0	1	10	6	3	0.750	1	0	0	0	7	2	0	0	0	1	3	4	
2009-10	2	1	0	0	1	7	7	3	0.750	1	0	0	0	3	2	0	0	0	1	4	5	
2010-11	2	2	0	0	0	8	4	4	1.000	1	0	0	0	4	1	1	0	0	0	4	3	



## EDMONTON OILERS VS MONTREAL CANADIENS

## YEARLY RECORD 1979-80 TO 2016-17

SEASON RECORD 1979-80 TO 2016-17																						
SEASON										AT EDMONTON					AT MONTREAL							
	GP	W	L	T	OTL	GF	GA	PTS	PCT.	W	L	T	OTL	GF	GA	W	L	T	OTL	GF	GA	
2011-12	2	1	1	0	0	6	6	2	0.500	0	1	0	0	3	5	1	0	0	0	3	1	
2012-13	DID NOT PLAY																					
2013-14	2	1	1	0	0	5	7	2	0.500	0	1	0	0	1	4	1	0	0	0	4	3	
2014-15	2	2	0	0	0	7	3	4	1.000	1	0	0	0	3	0	1	0	0	0	4	3	
2015-16	2	1	1	0	0	5	8	2	0.500	1	0	0	0	4	3	0	1	0	0	1	5	
2016-17	2	1	1	0	0	2	4	2	0.500	0	1	0	0	1	4	1	0	0	0	1	0	
1979-2017	83	39	37	4	3	269	269	85	0.512	24	20	0	0	148	137	15	17	4	3	121	132	

## EDMONTON OILERS VS MONTREAL CANADIENS

## 2016-17 RESULTS &amp; STATISTICS

\* Overtime \*\* Shootout

AT EDMONTON	SCORE	WINNING GOAL	AT MONTREAL	SCORE	WINNING GOAL
12 Mar '17	MTL 4 @ EDM 1	Max Pacioretty	05 Feb '17 **	EDM 1 @ MTL 0	Leon Draisaitl

OILERS	GP	G	A	P	+/-	PIM	PP	SH	CANADIENS	GP	G	A	P	+/-	PIM	PP	SH
Milan Lucic	2	1	0	1	-1	0	0	0	Paul Byron	2	2	1	3	3	0	0	0
Leon Draisaitl	2	0	0	0	-3	2	0	0	Max Pacioretty	2	2	0	2	2	0	0	0
Jordan Eberle	2	0	0	0	1	0	0	0	Phillip Danault	2	0	1	1	1	0	0	0
Eric Gryba	2	0	0	0	0	0	0	0	Alex Galchenyuk	2	0	1	1	0	0	0	0
Zack Kassian	2	0	0	0	-1	2	0	0	Andrei Markov	2	0	1	1	1	0	0	0
Oscar Klefbom	2	0	0	0	-2	0	0	0	Torrey Mitchell	2	0	1	1	2	0	0	0
Adam Larsson	2	0	0	0	0	0	0	0	Brendan Gallagher	1	0	1	1	1	0	0	0
Mark Letestu	2	0	0	0	0	0	0	0	Nathan Beaulieu	2	0	0	0	1	2	0	0
Patrick Maroon	2	0	0	0	-3	0	0	0	Alexei Emelin	2	0	0	0	0	6	0	0
Connor McDavid	2	0	0	0	-3	0	0	0	Artturi Lehkonen	2	0	0	0	0	0	0	0
Ryan Nugent-Hopkins	2	0	0	0	-1	0	0	0	Jeff Petry	2	0	0	0	0	0	0	0
Benoit Pouliot	2	0	0	0	-1	2	0	0	Alexander Radulov	2	0	0	0	0	2	0	0
Andrej Sekera	2	0	0	0	-1	0	0	0	Andrew Shaw	2	0	0	0	0	4	0	0
Drake Caggiula	1	0	0	0	0	2	0	0	Shea Weber	2	0	0	0	2	2	0	0
Brandon Davidson	1	0	0	0	0	0	0	0	Sven Andrighetto	1	0	0	0	0	0	0	0
David Desharnais	1	0	0	0	-1	0	0	0	Jordie Benn	1	0	0	0	0	2	0	0
Matt Hendricks	1	0	0	0	0	0	0	0	Jacob De La Rose	1	0	0	0	0	0	0	0
Anton Lander	1	0	0	0	0	0	0	0	David Desharnais	1	0	0	0	0	0	0	0
Darnell Nurse	1	0	0	0	0	5	0	0	Dwight King	1	0	0	0	0	0	0	0
Jordan Oesterle	1	0	0	0	0	0	0	0	Michael McCarron	1	0	0	0	0	5	0	0
Iiro Pakarinen	1	0	0	0	0	0	0	0	Nikita Nesterov	1	0	0	0	0	0	0	0
Kris Russell	1	0	0	0	-1	0	0	0	Steve Ott	1	0	0	0	0	0	0	0
Anton Slepyshev	1	0	0	0	0	0	0	0	Tomas Plekanec	1	0	0	0	0	0	0	0

OILERS GOALTENDERS	GP	MIN	W-L-OT	GA	SA	SV	GAA	SV%
Cam Talbot	2	124	1-1-0	2	61	59	0.97	.967

CANADIENS GOALTENDERS	GP	MIN	W-L-OT	GA	SA	SV	GAA	SV%
Carey Price	1	60	1-0-0	1	25	24	1.00	.960
Al Montoya	1	65	0-0-1	0	32	32	0.00	1.000

GOALS BY PERIOD	1	2	3	OT	TOTAL	SHOTS BY PERIOD	1	2	3	OT	TOTAL
Oilers	0	1	0	0	1	Oilers	21	20	14	2	57
Canadiens	0	0	4	0	4	Canadiens	23	18	20	2	63

POWERPLAY	PPG	ATT	PCT.	PENALTY KILLING	PK	TSH	PCT.
Oilers	0	7	0.0	Oilers	3	3	100.0
Canadiens	0	3	0.0	Canadiens	7	7	100.0

**NASHVILLE PREDATORS**

Bridgestone Arena  
501 Broadway  
Nashville, TN 37203

Phone 615/770-2300 FAX 615/770-2309

Ticket Information 615/770-PUCK

www.nashvillepredators.com

Capacity: 17,113

**2017-18 GAMES VS NASHVILLE**

At Edmonton – December 14, March 1

At Nashville – January 9

**CLUB DIRECTORY**

Owner.....	Predators Holdings LLC
Chairman and Governor.....	Thomas Cigarran
Pres. of Hockey Ops/G.M./Alt. Gov.....	David Poile
Assistant General Manager.....	Paul Fenton
Director of Hockey Operations.....	Brian Poile
Head Coach.....	Peter Laviolette
Assistant Coaches.....	Kevin McCarthy, Dan Muse
Goaltending Coach.....	Ben Vanderklok
Video Coach.....	Lawrence Feloney
Communications Director / Manager.....	Kevin Wilson

**EDMONTON OILERS VS NASHVILLE PREDATORS****YEARLY RECORD 1998-99 TO 2016-17**

LEADER RECORD 1998-99 TO 2016-17

SEASON										AT EDMONTON						AT NASHVILLE						
	GP	W	L	T	OTL	GF	GA	PTS	PCT.	W	L	T	OTL	GF	GA	W	L	T	OTL	GF	GA	
1998-99	4	2	1	1	0	11	10	5	0.625													
1999-00	5	2	2	0	1	14	14	5	0.500	1	0	0	1	6	5	1	2	0	0	8	9	
2000-01	4	3	1	0	0	14	8	6	0.750	1	1	0	0	6	5	2	0	0	0	8	3	
2001-02	4	1	2	1	0	10	12	3	0.375	0	2	0	0	4	7	1	0	1	0	6	5	
2002-03	4	3	0	0	1	13	10	7	0.875	1	0	0	1	5	5	2	0	0	0	8	5	
2003-04	4	1	2	1	0	11	12	3	0.375	1	1	0	0	8	8	0	1	1	0	3	4	
2004-05	DID NOT PLAY																					
2005-06	4	3	1	0	0	14	8	6	0.750	2	0	0	0	7	4	1	1	0	0	7	4	
2006-07	4	0	4	0	0	8	16	0	0.000	0	2	0	0	3	9	0	2	0	0	5	7	
2007-08	4	0	4	0	0	8	19	0	0.000	0	2	0	0	2	9	0	2	0	0	6	10	
2008-09	4	1	2	0	1	12	13	3	0.375	1	1	0	0	6	4	0	1	0	1	6	9	
2009-10	4	1	3	0	0	15	16	2	0.250	0	2	0	0	6	11	1	1	0	0	9	5	
2010-11	4	2	1	0	1	9	7	5	0.625	1	0	0	1	4	4	1	1	0	0	5	3	
2011-12	4	3	1	0	0	16	8	6	0.750	1	1	0	0	4	3	2	0	0	0	12	5	
2012-13	DID NOT PLAY																					
2013-14	3	3	0	0	0	13	2	6	1.000	2	0	0	0	10	2	1	0	0	0	3	0	
2014-15	3	0	2	0	1	3	8	1	0.167	0	1	0	0	1	4	0	1	0	1	2	4	
2015-16	3	0	3	0	0	3	9	0	0.000	0	2	0	0	3	7	0	1	0	0	0	2	
2016-17	3	0	2	0	1	6	10	1	0.167	0	0	0	1	2	3	0	2	0	0	4	7	
1998-2016	65	25	31	3	6	180	182	59	0.454	13	15	0	4	84	94	12	16	3	2	96	88	





## EDMONTON OILERS VS NASHVILLE PREDATORS

## 2016-17 RESULTS &amp; STATISTICS

\* Overtime \*\* Shootout

AT EDMONTON	SCORE	WINNING GOAL	AT NASHVILLE	SCORE	WINNING GOAL
20 Jan '17 **	NSH 3 @ EDM 2	Ryan Ellis	26 Feb '17 02 Feb '17	EDM 4 @ NSH 5 EDM 0 @ NSH 2	Viktor Arvidsson Viktor Arvidsson

OILERS	GP	G	A	P	+/-	PIM	PP	SH	PREDATORS	GP	G	A	P	+/-	PIM	PP	SH
Connor McDavid	3	1	2	3	-2	0	0	0	Ryan Johansen	3	1	4	5	3	0	0	0
Milan Lucic	3	2	0	2	0	9	2	0	Viktor Arvidsson	3	3	1	4	3	2	1	0
Oscar Klefbom	3	0	2	2	-2	0	0	0	Filip Forsberg	3	1	2	3	2	2	1	0
Jordan Eberle	3	1	0	1	-3	0	0	0	James Neal	3	0	3	3	0	2	0	0
Matt Hendricks	3	1	0	1	1	4	0	0	Ryan Ellis	3	2	0	2	3	2	1	0
Mark Letestu	3	1	0	1	0	0	1	0	P.K. Subban	3	0	2	2	2	2	0	0
Leon Draisaitl	3	0	1	1	-1	0	0	0	Roman Josi	1	0	2	2	0	0	0	0
Zack Kassian	3	0	1	1	1	0	0	0	Colin Wilson	2	1	0	1	1	0	0	0
Patrick Maroon	3	0	1	1	0	16	0	0	Vernon Fiddler	1	1	0	1	1	0	0	0
Andrej Sekera	3	0	1	1	0	0	0	0	Mattias Ekholm	3	0	1	1	1	0	0	0
Matt Benning	3	0	0	0	-2	2	0	0	Matt Irwin	3	0	1	1	3	2	0	0
Drake Caggiula	3	0	0	0	-2	2	0	0	Calle Jarnkrok	3	0	1	1	-1	0	0	0
Adam Larsson	3	0	0	0	-1	2	0	0	Mike Fisher	3	0	0	0	-1	0	0	0
Ryan Nugent-Hopkins	3	0	0	0	-1	2	0	0	Craig Smith	3	0	0	0	0	2	0	0
Kris Russell	3	0	0	0	0	4	0	0	Austin Watson	3	0	0	0	0	7	0	0
Brandon Davidson	2	0	0	0	0	0	0	0	Yannick Weber	3	0	0	0	-1	0	0	0
Benoit Pouliot	2	0	0	0	-1	0	0	0	Harry Zolnierczyk	3	0	0	0	0	0	0	0
Anton Slepyshev	2	0	0	0	0	0	0	0	Anthony Bitetto	2	0	0	0	-1	2	0	0
Juhhar Khaira	1	0	0	0	0	0	0	0	Cody McLeod	2	0	0	0	0	14	0	0
Darnell Nurse	1	0	0	0	-1	0	0	0	Kevin Fiala	1	0	0	0	0	0	0	0
Iiro Pakarinen	1	0	0	0	0	0	0	0	Derek Grant	1	0	0	0	0	0	0	0
									Mike Ribeiro	1	0	0	0	-1	0	0	0
									Colton Sissons	1	0	0	0	0	0	0	0

OILERS GOALTENDERS	GP	MIN	W-L-OT	GA	SA	SV	GAA	SV%
Cam Talbot	3	181	0-2-1	9	99	90	2.98	.909

PREDATORS GOALTENDERS	GP	MIN	W-L-OT	GA	SA	SV	GAA	SV%
Pekka Rinne	3	185	3-0-0	6	95	89	1.95	.937

GOALS BY PERIOD	1	2	3	OT	TOTAL	SHOTS BY PERIOD	1	2	3	OT	TOTAL
Oilers	1	4	1	0	6	Oilers	20	34	33	8	95
Predators	2	5	2	0	9	Predators	33	37	27	2	99

POWERPLAY	PPG	ATT	PCT.	PENALTY KILLING	PK	TSH	PCT.
Oilers	3	11	27.3	Oilers	10	13	76.9
Predators	3	13	23.1	Predators	8	11	72.7

**NEW JERSEY DEVILS**

Prudential Center  
25 Lafayette Street  
Newark, NJ 07102

Phone 973/757-6100 FAX 973/757-6399

www.newjerseydevils.com

Capacity: 16,514

**2017-18 GAMES VS NEW JERSEY**

At Edmonton – November 3

At New Jersey – November 9

**CLUB DIRECTORY**

Owner/Chairman/Governor.....	Joshua Harris
Owner/Vice Chairman/Alternate Governor.....	David Blitzer
Co-Owners.....	Marc Leder, Michael Rubin
CEO, NJ Devils & Prudential Center/Alt. Governor.....	Scott O'Neil
President, NJ Devils & Prudential Center.....	Hugh Weber
Exec. V.P./General Manager/Alt. Governor.....	Ray Shero
Assistant General Manager/G.M. Binghamton.....	Tom Fitzgerald
Vice President, Hockey Operations.....	Stephen Pellegrini
Head Coach.....	John Hynes
Assistant Coaches.....	Geoff Ward, Alain Nasreddine, Ryane Clowe
Goaltending Coach.....	Roland Melanson
Video Coach.....	Mike Regan
V.P., Hockey Communications/Team Operations.....	Pete Albietz
Director, Hockey Communications/Content.....	Sarah Baicker
Mgr., Hockey Communications/Team Operations.....	James Stolfi
Assistant, Hockey Operations/Communications.....	Scott Litwack

**EDMONTON OILERS VS NEW JERSEY DEVILS****YEARLY RECORD 1979-80 TO 2016-17**

SEASON										AT EDMONTON						AT NEW JERSEY						
	GP	W	L	T	OTL	GF	GA	PTS	PCT.	W	L	T	OTL	GF	GA	W	L	T	OTL	GF	GA	
1979-80	4	2	2	0	0	15	13	4	0.500						10	5						
1980-81	4	0	3	1	0	10	14	1	0.125	0	1	1	0	6	7	0	2	0	0	4	7	
1981-82	8	5	2	1	0	41	32	11	0.688	3	1	0	0	23	16	2	1	1	0	18	16	
1982-83	3	3	0	0	0	19	8	6	1.000	1	0	0	0	10	4	2	0	0	0	9		
1983-84	3	2	0	1	0	21	11	5	0.833	1	0	1	0	16	7	1	0	0	0	5	4	
1984-85	3	2	1	0	0	9	9	4	0.667	1	0	0	0	4	2	1	1	0	0	5	7	
1985-86	3	3	0	0	0	16	12	6	1.000	2	0	0	0	10	8	1	0	0	0	6	4	
1986-87	3	2	1	0	0	16	14	4	0.667	1	0	0	0	7	4	1	1	0	0	9	10	
1987-88	3	1	2	0	0	20	19	2	0.333	1	1	0	0	15	13	0	1	0	0	5	6	
1988-89	3	1	2	0	0	5	7	2	0.333	0	1	0	0	2	4	1	1	0	0	3	3	
1989-90	3	0	1	2	0	9	12	2	0.333	0	1	1	0	7	10	0	0	1	0	2	2	
1990-91	3	2	1	0	0	11	9	4	0.667	0	1	0	0	2	5	2	0	0	0	9	4	
1991-92	3	1	1	1	0	8	8	3	0.500	0	1	1	0	3	5	1	0	0	0	5	3	
1992-93	2	1	1	0	0	7	9	2	0.500	1	0	0	0	6	4	0	1	0	0	1	5	
1993-94	2	0	1	1	0	5	8	1	0.250	0	0	1	0	3	3	0	1	0	0	2	5	
1994-95	DID NOT PLAY																					
1995-96	2	2	0	0	0	5	2	4	1.000	1	0	0	0	2	1	1	0	0	0	3	1	
1996-97	2	0	2	0	0	3	9	0	0.000	0	1	0	0	2	3	0	1	0	0	1	6	
1997-98	2	0	1	1	0	3	5	1	0.250	0	0	1	0	1	1	0	1	0	0	2	4	
1998-99	2	1	1	0	0	5	6	2	0.500	0	1	0	0	1	4	1	0	0	0	4	2	
1999-00	1	1	0	0	0	3	1	2	1.000	0	0	0	0	0	0	1	0	0	0	3	1	
2000-01	1	0	0	0	1	5	6	1	0.500	0	0	0	1	5	6	0	0	0	0	0	0	
2001-02	2	0	1	1	0	4	5	1	0.250	0	1	0	0	1	2	0	0	1	0	3	3	
2002-03	1	1	0	0	0	6	3	2	1.000	0	0	0	0	0	0	1	0	0	0	6	3	
2003-04	1	0	0	0	1	2	3	1	0.500	0	0	0	0	0	0	0	0	0	1	2	3	
2004-05	DID NOT PLAY																					
2005-06	1	0	0	0	1	1	2	1	0.500	0	0	0	0	0	0	0	0	0	1	1	2	
2006-07	DID NOT PLAY																					
2007-08	1	0	1	0	0	1	3	0	0.000	0	1	0	0	1	3	0	0	0	0	0	0	
2008-09	1	1	0	0	0	2	1	2	1.000	0	0	0	0	0	0	1	0	0	0	2	0	



## EDMONTON OILERS VS NEW JERSEY DEVILS

## YEARLY RECORD 1979-80 TO 2016-17

MARKET RECORD 1979-80 TO 2016-17

SEASON										AT EDMONTON						AT NEW JERSEY						
	GP	W	L	T	OTL	GF	GA	PTS	PCT.	W	L	T	OTL	GF	GA	W	L	T	OTL	GF	GA	
2009-10	1	1	0	0	0	2	0	2	1.000	1	0	0	0	2	0	0	0	0	0	0	0	0
2010-11	1	0	0	0	1	3	4	1	0.500	0	0	0	0	0	0	0	0	0	1	3	4	
2011-12	1	0	0	0	1	1	2	1	0.500	0	0	0	1	1	2	0	0	0	0	0	0	0
2012-13	DID NOT PLAY																					
2013-14	2	1	0	0	1	6	6	3	0.750	1	0	0	0	5	4	0	0	0	1	1	2	
2014-15	2	1	1	0	0	2	3	2	0.500	0	1	0	0	0	2	1	0	0	0	2	1	
2015-16	2	1	1	0	0	6	3	2	0.500	1	0	0	0	5	1	0	1	0	0	1	2	
2016-17	2	2	0	0	0	5	3	4	1.000	1	0	0	0	3	2	1	0	0	0	2	1	
1979-2017	78	37	26	9	6	277	252	89	0.571	18	12	6	2	153	128	19	14	3	4	124	124	
NJD 1982-2017	62	30	19	7	6	211	193	73	0.589	13	10	5	2	114	100	17	9	2	4	97	93	
COL 1979-1982*	16	7	7	2	0	66	59	16	0.500	5	2	1	0	39	28	2	5	1	0	27	31	

\* Franchise in Denver, Colorado from 1979-80 to 1981-82. Moved to New Jersey for 1982-83 season

## EDMONTON OILERS VS NEW JERSEY DEVILS

## 2016-17 RESULTS &amp; STATISTICS

\* Overtime \*\* Shootout

AT EDMONTON	SCORE	WINNING GOAL	AT NEW JERSEY	SCORE	WINNING GOAL
12 Jan '17 *	NJD 2 @ EDM 3	Leon Draisaitl	07 Jan '17 *	EDM 2 @ NJD 1	Mark Letestu

OILERS	GP	G	A	P	+/-	PIM	PP	SH	DEVILS	GP	G	A	P	+/-	PIM	PP	SH
Leon Draisaitl	2	1	2	3	1	0	0	0	Steven Santini	2	1	1	2	2	0	0	0
Connor McDavid	2	0	3	3	1	0	0	0	Travis Zajac	2	1	1	2	2	2	0	0
Mark Letestu	2	1	1	2	0	2	1	0	Miles Wood	2	1	0	1	0	2	0	0
Andrej Sekera	2	1	1	2	2	0	0	0	Michael Cammalleri	2	0	1	1	1	2	0	0
Oscar Klefbom	2	0	2	2	0	0	0	0	Taylor Hall	2	0	1	1	0	4	0	0
Matt Benning	2	1	0	1	1	0	0	0	Kyle Palmieri	2	0	1	1	0	5	0	0
Patrick Maroon	2	1	0	1	0	2	0	0	PA Parenteau	2	0	1	1	1	0	0	0
Adam Larsson	2	0	1	1	0	2	0	0	Adam Henrique	2	0	0	0	0	0	0	0
Drake Caggiula	2	0	0	0	0	0	0	0	Sergey Kalinin	2	0	0	0	-2	0	0	0
Jordan Eberle	2	0	0	0	0	0	0	0	Nick Lappin	2	0	0	0	-2	0	0	0
Zack Kassian	2	0	0	0	-1	4	0	0	Ben Lovejoy	2	0	0	0	-2	0	0	0
Milan Lucic	2	0	0	0	0	0	0	0	Jon Merrill	2	0	0	0	-1	0	0	0
Ryan Nugent-Hopkins	2	0	0	0	0	0	0	0	Kyle Quincey	2	0	0	0	-1	0	0	0
Benoit Pouliot	2	0	0	0	0	2	0	0	Damon Severson	2	0	0	0	0	2	0	0
Kris Russell	2	0	0	0	1	5	0	0	Devante Smith-Pelly	2	0	0	0	-1	0	0	0
Brandon Davidson	1	0	0	0	-2	0	0	0	Yohann Auvitu	1	0	0	0	0	0	0	0
Eric Gryba	1	0	0	0	-1	0	0	0	Beau Bennett	1	0	0	0	0	0	0	0
Matt Hendricks	1	0	0	0	1	0	0	0	Blake Coleman	1	0	0	0	0	0	0	0
Juhar Khaira	1	0	0	0	-1	0	0	0	Luke Gazdic	1	0	0	0	-1	0	0	0
Anton Lander	1	0	0	0	1	0	0	0	Karl Stollery	1	0	0	0	1	0	0	0
Anton Slepyshev	1	0	0	0	0	0	0	0	Pavel Zacha	1	0	0	0	0	2	0	0

OILERS GOALTENDERS	GP	MIN	W-L-OT	GA	SA	SV	GAA	SV%
Cam Talbot	2	125	2-0-0	3	39	36	1.44	.923

DEVILS GOALTENDERS	GP	MIN	W-L-OT	GA	SA	SV	GAA	SV%
Cory Schneider	2	125	0-0-2	5	77	72	2.40	.935

GOALS BY PERIOD	1	2	3	OT	TOTAL	SHOTS BY PERIOD	1	2	3	OT	TOTAL
Oilers	0	1	2	2	5	Oilers	25	23	21	8	77
Devils	2	1	0	0	3	Devils	13	13	11	2	39

POWERPLAY	PPG	ATT	PCT.	PENALTY KILLING	PK	TSH	PCT.
Oilers	1	5	20.0	Oilers	4	4	100.0
Devils	0	4	0.0	Devils	4	5	80.0



## NEW YORK ISLANDERS

Barclays Center  
620 Atlantic Ave.  
Brooklyn, NY 11217

Phone 516/441-0070  
www.newyorkislanders.com  
Capacity: 15,795

## 2017-18 GAMES VS NY ISLANDERS

At Edmonton – March 8

At NY Islanders – November 7

## CLUB DIRECTORY

Co-Owner and Alternate Governor .....	Jon Ledecky
Co-Owner and Governor .....	Scott Malkin
Co-Owner and Alternate Governor .....	Charles B. Wang
Co-Owner .....	Dewey Shay
President, GM & Alternate Governor .....	Garth Snow
Alternate Governor .....	Art McCarthy
Assistant G.M. & Head Coach .....	Doug Weight
Assistant to the General Manager .....	Kerry Gwydir
Associate Coach .....	Greg Cronin
Assistant Coaches .....	Luke Richardson, Scott Gomez, Matt Bertani
Goalie Coaches .....	Fred Brathwaite, Marc Champagne
Director of Communications .....	Kimber Auerbach
Communications Manager / Coordinator .....	Jesse Eisenberg / Kelly Keogh

## EDMONTON OILERS VS NEW YORK ISLANDERS

### YEARLY RECORD 1979-80 TO 2016-17

SEASON											AT EDMONTON						AT NEW YORK ISLANDERS					
	GP	W	L	T	OTL	GF	GA	PTS	PCT.		W	L	T	OTL	GF	GA	W	L	T	OTL	GF	GA
1979-80	4	2	1	1	0	19	17	5	0.625		2	0	0	0	12	8	0	1	1	0	7	9
1980-81	4	0	2	2	0	15	21	2	0.250		0	2	0	0	2	8	0	0	2	0	13	13
1981-82	3	1	1	1	0	12	12	3	0.500		1	0	0	0	4	3	0	1	1	0	8	9
1982-83	3	0	3	0	0	8	14	0	0.000		0	2	0	0	6	10	0	1	0	0	2	4
1983-84	3	0	3	0	0	10	17	0	0.000		0	1	0	0	2	4	0	2	0	0	8	13
1984-85	3	2	0	1	0	16	12	5	0.833		1	0	1	0	9	7	1	0	0	0	7	5
1985-86	3	1	0	2	0	14	12	4	0.667		1	0	0	0	6	4	0	0	2	0	8	8
1986-87	3	2	0	1	0	13	6	5	0.833		1	0	1	0	10	4	1	0	0	0	3	2
1987-88	3	1	2	0	0	11	9	2	0.333		1	0	0	0	5	1	0	2	0	0	6	8
1988-89	3	2	1	0	0	11	8	4	0.667		2	0	0	0	8	3	0	1	0	0	3	5
1989-90	3	1	0	2	0	15	10	4	0.667		0	0	1	0	5	5	1	0	1	0	10	5
1990-91	3	3	0	0	0	11	3	6	1.000		2	0	0	0	5	2	1	0	0	0	6	1
1991-92	3	3	0	0	0	13	7	6	1.000		2	0	0	0	9	5	1	0	0	0	4	2
1992-93	3	0	2	1	0	8	16	1	0.167		0	0	1	0	5	5	0	2	0	0	3	11
1993-94	2	1	0	1	0	9	5	3	0.750		1	0	0	0	5	1	0	0	1	0	4	4
1994-95	DID NOT PLAY																					
1995-96	2	1	1	0	0	4	3	2	0.500		1	0	0	0	4	1	0	1	0	0	0	2
1996-97	2	1	1	0	0	2	8	2	0.500		1	0	0	0	1	0	0	1	0	0	1	8
1997-98	2	0	1	1	0	5	7	1	0.250		0	1	0	0	1	3	0	0	1	0	4	4
1998-99	1	1	0	0	0	4	2	2	1.000		0	0	0	0	0	0	1	0	0	0	4	2
1999-00	2	1	0	1	0	8	6	3	0.750		0	0	1	0	4	4	1	0	0	0	4	2
2000-01	1	0	1	0	0	2	4	0	0.000		0	1	0	0	2	4	0	0	0	0	0	0
2001-02	1	0	1	0	0	1	4	0	0.000		0	0	0	0	0	0	0	1	0	0	1	4
2002-03	2	0	2	0	0	4	9	0	0.000		0	1	0	0	2	5	0	1	0	0	2	4
2003-04	1	0	1	0	0	2	3	0	0.000		0	0	0	0	0	0	0	1	0	0	2	3
2004-05	DID NOT PLAY																					
2005-06	1	0	0	0	1	2	3	1	0.500		0	0	0	0	0	0	0	0	0	1	2	3
2006-07	DID NOT PLAY																					
2007-08	1	1	0	0	0	4	0	2	1.000		1	0	0	0	4	0	0	0	0	0	0	0
2008-09	1	1	0	0	0	3	2	2	1.000		1	0	0	0	3	2	0	0	0	0	0	0



## EDMONTON OILERS VS NEW YORK ISLANDERS

## YEARLY RECORD 1979-80 TO 2016-17

SEASON									PTS	PCT.	AT EDMONTON						AT NEW YORK ISLANDERS					
	GP	W	L	T	OTL	GF	GA				W	L	T	OTL	GF	GA	W	L	T	OTL	GF	GA
2009-10	1	0	1	0	0	1	3	0	0.000		1	0	0	0	0	0	0	1	0	0	1	3
2010-11	1	1	0	0	0	2	1	2	1.000		1	0	0	0	2	1	0	0	0	0	0	0
2011-12	1	0	1	0	0	1	4	0	0.000		0	0	0	0	0	0	0	1	0	0	1	4
2012-13	DID NOT PLAY																					
2013-14	2	1	1	0	0	5	5	2	0.500		1	0	0	0	3	2	0	1	0	0	2	3
2014-15	2	1	1	0	0	7	5	2	0.500		1	0	0	0	5	2	0	1	0	0	2	3
2015-16	2	1	1	0	0	4	9	2	0.500		1	0	0	0	3	1	0	1	0	0	1	8
2016-17	2	1	1	0	0	5	7	2	0.500		0	1	0	0	1	4	1	0	0	0	4	3
1979-2017	74	30	29	14	1	251	254	75	0.507		22	9	5	0	128	99	8	20	9	1	123	155

## EDMONTON OILERS VS NEW YORK ISLANDERS

## 2016-17 RESULTS &amp; STATISTICS

\* Overtime \*\* Shootout

AT EDMONTON	SCORE	WINNING GOAL	AT NYI	SCORE	WINNING GOAL
07 Mar '17	NYI 4 @ EDM 1	Anders Lee	05 Nov '16 **	EDM 4 @ NYI 3	Mark Letestu

OILERS	GP	G	A	P	+/-	PIM	PP	SH	ISLANDERS	GP	G	A	P	+/-	PIM	PP	SH
Matt Benning	2	0	3	3	-1	0	0	0	Shane Prince	2	1	2	3	0	0	0	0
Patrick Maroon	2	1	1	2	-1	2	0	0	John Tavares	2	0	3	3	3	2	0	0
Leon Draisaitl	2	1	0	1	-3	0	1	0	Anders Lee	2	2	0	2	2	0	0	0
Zack Kassian	2	1	0	1	-2	0	0	0	Calvin de Haan	2	0	2	2	3	0	0	0
Milan Lucic	2	1	0	1	-2	0	1	0	Thomas Hickey	2	0	2	2	0	2	0	0
Jordan Eberle	2	0	1	1	-1	0	0	0	Dennis Seidenberg	2	0	2	2	1	4	0	0
Drake Caggiula	1	0	1	1	0	2	0	0	Andrew Ladd	2	1	0	1	1	0	0	0
Eric Gryba	2	0	0	0	0	2	0	0	Nick Leddy	2	1	0	1	2	0	0	0
Oscar Klefbom	2	0	0	0	-2	0	0	0	Casey Cizikas	1	1	0	1	0	0	0	0
Adam Larsson	2	0	0	0	-2	0	0	0	Joshua Ho-Sang	1	1	0	1	-1	0	1	0
Mark Letestu	2	0	0	0	-1	0	0	0	Josh Bailey	2	0	1	1	3	0	0	0
Connor McDavid	2	0	0	0	-2	0	0	0	Cal Clutterbuck	2	0	1	1	1	2	0	0
Ryan Nugent-Hopkins	2	0	0	0	-1	0	0	0	Brock Nelson	2	0	1	1	1	0	0	0
Darnell Nurse	2	0	0	0	-1	2	0	0	Anthony Beauvillier	2	0	0	0	0	0	0	0
Andrej Sekera	2	0	0	0	-1	0	0	0	Jason Chimera	2	0	0	0	0	0	0	0
David Desharnais	1	0	0	0	-1	0	0	0	Travis Hamonic	2	0	0	0	0	2	0	0
Matt Hendricks	1	0	0	0	0	0	0	0	Nikolay Kulemin	2	0	0	0	1	0	0	0
Juhar Khaira	1	0	0	0	0	0	0	0	Ryan Strome	2	0	0	0	0	2	0	0
Anton Lander	1	0	0	0	0	0	0	0	Johnny Boychuk	1	0	0	0	0	0	0	0
Tyler Pitlick	1	0	0	0	0	2	0	0	Adam Pelech	1	0	0	0	1	0	0	0
Benoit Pouliot	1	0	0	0	0	0	0	0									
Jesse Puljujarvi	1	0	0	0	0	0	0	0									

OILERS GOALTENDERS	GP	MIN	W-L-OT	GA	SA	SV	GAA	SV%
Cam Talbot	2	124	1-1-0	6	59	53	2.91	.898

ISLANDERS GOALTENDERS	GP	MIN	W-L-OT	GA	SA	SV	GAA	SV%
Thomas Greiss	1	60	1-0-0	1	28	27	1.00	.964
Jaroslav Halak	1	65	0-0-1	3	23	20	2.77	.870

GOALS BY PERIOD	1	2	3	OT	TOTAL	SHOTS BY PERIOD	1	2	3	OT	TOTAL
Oilers	2	2	0	0	4	Oilers	19	11	16	5	51
Islanders	3	2	2	0	7	Islanders	17	19	20	4	60

POWERPLAY	PPG	ATT	PCT.	PENALTY KILLING	PK	TSH	PCT.
Oilers	2	5	40.0	Oilers	3	4	75.0
Islanders	1	4	25.0	Islanders	3	5	60.0

**NEW YORK RANGERS**

14th Floor  
2 Pennsylvania Plaza  
New York, New York 10121

Phone 212/465-6486  
PR FAX 212/465-6494  
www.newyorkrangers.com  
Capacity: 18,006

**2017-18 GAMES VS NY RANGERS**

At Edmonton – November 11

At NY Rangers – March 3

**CLUB DIRECTORY**

Exec. Chairman, The Madison Square Garden Company.....	James L. Dolan
President & Chief Executive Officer, The Madison Square Garden Company .....	David O'Connor
President and Alternate Governor, New York Rangers .....	Glen Sather
General Manager, New York Rangers .....	Jeff Gorton
Sr. V.P., Public Relations & Player Recruitment.....	John Rosasco
Sr. V.P. & Assistant General Manager .....	Jim Schoenfeld
Assistant G.M., & G.M., Hartford Wolf Pack .....	Chris Drury
Head Coach.....	Alain Vigneault
Associate Coach.....	Scott Arniel
Assistant Coaches.....	Lindy Ruff, Darryl Williams
Assistant Coach & Goaltending Coach.....	Benoit Allaire
Video Coach .....	Jerry Dineen
Director, Public Relations .....	Ryan Nissn
Manager, Communications, MSG Sports.....	Mallory Kwitter
Manager / Coordinator, Public Relations .....	Lindsay Hayes / Michael Rappaport

**EDMONTON OILERS VS NEW YORK RANGERS****YEARLY RECORD 1979-80 TO 2016-17**

LEADER RECORD 1979-80 TO 2016-17

SEASON										AT EDMONTON						AT NEW YORK RANGERS						
	GP	W	L	T	OTL	GF	GA	PTS	PCT.	W	L	T	OTL	GF	GA	W	L	T	OTL	GF	GA	
1979-80	4	1	3	0	0	9	22	2	0.250													
1980-81	4	1	2	1	0	14	19	3	0.375	0	2	0	0	5	12	1	0	1	0	9	7	
1981-82	3	3	0	0	0	18	10	6	1.000	1	0	0	0	8	4	2	0	0	0	10	6	
1982-83	3	3	0	0	0	15	4	6	1.000	2	0	0	0	8	2	1	0	0	0	7	2	
1983-84	3	2	1	0	0	16	11	4	0.667	0	1	0	0	2	3	2	0	0	0	14	8	
1984-85	3	1	1	1	0	15	12	3	0.500	1	0	1	0	8	4	0	1	0	0	7	8	
1985-86	3	1	2	0	0	9	11	2	0.333	0	1	0	0	4	5	1	1	0	0	5	6	
1986-87	3	3	0	0	0	20	14	6	1.000	2	0	0	0	12	8	1	0	0	0	8	6	
1987-88	3	2	1	0	0	15	14	4	0.667	1	0	0	0	7	2	1	1	0	0	8	12	
1988-89	3	2	1	0	0	15	10	4	0.667	1	1	0	0	12	9	1	0	0	0	3	1	
1989-90	3	0	2	1	0	8	12	1	0.167	0	1	0	0	3	4	0	1	1	0	5	8	
1990-91	3	1	1	1	0	9	9	3	0.500	1	1	0	0	7	7	0	0	1	0	2	2	
1991-92	2	1	1	0	0	5	6	2	0.500	0	1	0	0	1	3	1	0	0	0	4	3	
1992-93	2	1	1	0	0	4	4	2	0.500	0	1	0	0	0	1	1	0	0	0	4	3	
1993-94	2	0	1	1	0	4	6	1	0.250	0	1	0	0	3	5	0	0	1	0	1	1	
1994-95	DID NOT PLAY																					
1995-96	2	1	1	0	0	7	9	2	0.500	0	1	0	0	3	8	1	0	0	0	4	1	
1996-97	2	1	0	1	0	7	6	3	0.750	1	0	0	0	3	2	0	0	1	0	4	4	
1997-98	2	0	0	2	0	5	5	2	0.500	0	0	1	0	3	3	0	0	1	0	2	2	
1998-99	2	0	2	0	0	3	5	0	0.000	0	1	0	0	1	2	0	1	0	0	2	3	
1999-00	2	0	0	1	1	2	3	2	0.500	0	0	1	0	1	1	0	0	0	1	1	2	
2000-01	1	0	1	0	0	3	4	0	0.000	0	0	0	0	0	0	0	1	0	0	3	4	
2001-02	1	1	0	0	0	4	1	2	1.000	1	0	0	0	4	1	0	0	0	0	0	0	
2002-03	1	0	1	0	0	2	5	0	0.000	0	0	0	0	0	0	0	1	0	0	2	5	
2003-04	1	1	0	0	0	5	4	2	1.000	0	0	0	0	0	0	1	0	0	0	5	4	
2004-05	DID NOT PLAY																					
2005-06	1	0	0	0	1	4	5	1	0.500	0	0	0	0	0	0	0	0	0	1	4	5	
2006-07	DID NOT PLAY																					



## EDMONTON OILERS VS NEW YORK RANGERS

## YEARLY RECORD 1979-80 TO 2016-17

SEASON									PTS	PCT.	AT EDMONTON						AT NEW YORK RANGERS					
	GP	W	L	T	OTL	GF	GA				W	L	T	OTL	GF	GA	W	L	T	OTL	GF	GA
2007-08	1	1	0	0	0	3	2	2	1.000		1	0	0	0	3	2	0	0	0	0	0	0
2008-09	1	1	0	0	0	3	2	2	1.000		0	0	0	0	0	0	1	0	0	0	3	2
2009-10	1	0	1	0	0	2	4	0	0.000		0	1	0	0	2	4	0	0	0	0	0	0
2010-11	1	0	1	0	0	2	8	0	0.000		0	0	0	0	0	0	0	1	0	0	2	8
2011-12	1	1	0	0	0	2	0	2	1.000		1	0	0	0	2	0	0	0	0	0	0	0
2012-13	DID NOT PLAY																					
2013-14	2	1	1	0	0	2	6	2	0.500		0	1	0	0	0	5	1	0	0	0	2	1
2014-15	2	1	1	0	0	3	3	2	0.500		0	1	0	0	0	2	1	0	0	0	3	1
2015-16	2	1	1	0	0	9	9	2	0.500		1	0	0	0	7	5	0	1	0	0	2	4
2016-17	2	0	2	0	0	4	8	0	0.000		0	1	0	0	1	3	0	1	0	0	3	5
1979-2017	72	32	29	9	2	248	253	75	0.521		15	17	3	0	116	115	17	12	6	2	132	138

## EDMONTON OILERS VS NEW YORK RANGERS

## 2016-17 RESULTS &amp; STATISTICS

\* Overtime \*\* Shootout

AT EDMONTON	SCORE	WINNING GOAL	AT NYR	SCORE	WINNING GOAL
13 Nov '16	NYR 3 @ EDM 1	Dan Girardi	03 Nov '16	EDM 3 @ NYR 5	Rick Nash

OILERS	GP	G	A	P	+/-	PIM	PP	SH	RANGERS	GP	G	A	P	+/-	PIM	PP	SH
Patrick Maroon	2	1	1	2	2	0	0	0	Michael Grabner	2	3	1	4	5	0	0	0
Andrej Sekera	2	1	1	2	0	0	0	0	Kevin Hayes	2	1	3	4	3	4	0	0
Connor McDavid	2	0	2	2	-2	0	0	0	J.T. Miller	2	1	2	3	4	0	0	0
Adam Larsson	2	1	0	1	-2	2	0	0	Rick Nash	2	1	1	2	1	0	0	0
Ryan Nugent-Hopkins	2	1	0	1	-4	0	1	0	Nick Holden	2	0	2	2	4	2	0	0
Jordan Eberle	2	0	1	1	-5	0	0	0	Brady Skjei	2	0	2	2	1	0	0	0
Mark Letestu	2	0	1	1	0	0	0	0	Jesper Fast	2	1	0	1	0	4	0	0
Jesse Puljujarvi	2	0	1	1	1	0	0	0	Dan Girardi	2	1	0	1	0	0	0	0
Matt Benning	2	0	0	0	-1	0	0	0	Kevin Klein	2	0	1	1	3	0	0	0
Leon Draisaitl	2	0	0	0	0	2	0	0	Brandon Pirri	2	0	1	1	0	0	0	0
Zack Kassian	2	0	0	0	-1	0	0	0	Derek Stepan	2	0	1	1	1	2	0	0
Oscar Klefbom	2	0	0	0	-2	0	0	0	Ryan McDonagh	2	0	0	0	0	0	0	0
Anton Lander	2	0	0	0	0	0	0	0	Marc Staal	2	0	0	0	2	0	0	0
Milan Lucic	2	0	0	0	-4	0	0	0	Jimmy Vesey	2	0	0	0	0	0	0	0
Darnell Nurse	2	0	0	0	-3	0	0	0	Mika Zibanejad	2	0	0	0	1	0	0	0
Tyler Pitlick	2	0	0	0	0	2	0	0	Mats Zuccarello	2	0	0	0	0	2	0	0
Benoit Pouliot	2	0	0	0	-3	0	0	0	Pavel Buchnevich	1	0	0	0	1	0	0	0
Eric Gryba	1	0	0	0	-2	0	0	0	Chris Kreider	1	0	0	0	-1	0	0	0
Rick Russell	1	0	0	0	0	0	0	0	Oscar Lindberg	1	0	0	0	-1	0	0	0

OILERS GOALTENDERS	GP	MIN	W-L-OT	GA	SA	SV	GAA	SV%
Cam Talbot	2	118	0-2-0	7	57	50	3.57	.877

RANGERS GOALTENDERS	GP	MIN	W-L-OT	GA	SA	SV	GAA	SV%
Antti Raanta	1	60	1-0-0	1	39	38	1.00	.974
Henrik Lundqvist	1	60	1-0-0	3	24	21	3.00	.875

GOALS BY PERIOD	1	2	3	OT	TOTAL	SHOTS BY PERIOD	1	2	3	OT	TOTAL
Oilers	2	1	1	0	4	Oilers	23	23	17	0	63
Rangers	3	2	3	0	8	Rangers	22	18	18	0	58

POWERPLAY	PPG	ATT	PCT.	PENALTY KILLING	PK	TSH	PCT.
Oilers	1	6	16.7	Oilers	3	3	100.0
Rangers	0	3	0.0	Rangers	5	6	83.3



**OTTAWA SENATORS**

Canadian Tire Centre  
1000 Palladium Drive  
Ottawa, Ontario K2V 1A5

Phone 613/599-0250

FAX 613/599-5562

www.ottawasenators.com

Capacity: 18,572

**2017-18 GAMES VS OTTAWA**

At Edmonton – October 14

At Ottawa – March 22

**CLUB DIRECTORY**

Owner, Governor and Chairman.....	Eugene Melnyk
President.....	Tom Anselmi
General Manager.....	Pierre Dorion
Assistant General Manager.....	Randy Lee
Head Coach.....	Guy Boucher
Associate Coach.....	Marc Crawford
Assistant Coaches.....	Rob Cookson, Martin Raymond
Goaltending Coach.....	Pierre Groulx
Video Coach.....	Kristopher Young
Senior Director, Communications.....	Brian Morris
Manager, Communications.....	Chris Moore
Coordinator, Communications.....	Brett Varey

**EDMONTON OILERS VS OTTAWA SENATORS****YEARLY RECORD 1992-93 TO 2016-17**

										AT EDMONTON						AT OTTAWA						
SEASON	GP	W	L	T	OTL	GF	GA	PTS	PCT.	W	L	T	OTL	GF	GA	W	L	T	OTL	GF	GA	
1992-93	2	1	1	0	0	7	5	2	0.500	1	0	0	0	5	2	0	1	0	0	2	3	
1993-94	2	0	2	0	0	8	11	0	0.000	0	1	0	0	5	7	0	1	0	0	3	4	
1994-95	DID NOT PLAY																					
1995-96	2	2	0	0	0	6	3	4	1.000	1	0	0	0	3	1	1	0	0	0	3	2	
1996-97	2	2	0	0	0	9	2	4	1.000	1	0	0	0	5	2	1	0	0	0	4	0	
1997-98	2	2	0	0	0	6	2	4	1.000	1	0	0	0	5	2	1	0	0	0	1	0	
1998-99	2	0	0	2	0	3	3	2	0.500	0	0	1	0	2	2	0	0	1	0	1	1	
1999-00	2	1	0	1	0	7	5	3	0.750	1	0	1	0	7	5	0	0	0	0	0	0	
2000-01	2	2	0	0	0	9	4	4	1.000	1	0	0	0	4	1	1	0	0	0	5	3	
2001-02	1	1	0	0	0	4	1	2	1.000	0	0	0	0	0	0	1	0	0	0	4	1	
2002-03	2	0	2	0	0	4	0	0	0.000	0	1	0	0	0	2	0	1	0	0	0	2	
2003-04	2	1	0	1	0	6	4	3	0.750	1	0	0	0	3	1	0	0	1	0	3	3	
2004-05	DID NOT PLAY																					
2005-06	1	0	1	0	0	3	5	0	0.000	0	1	0	0	3	5	0	0	0	0	0	0	
2006-07	1	0	0	0	1	3	4	1	0.500	0	0	0	0	0	0	0	0	0	1	3	4	
2007-08	DID NOT PLAY																					
2008-09	2	0	2	0	0	4	7	0	0.000	0	1	0	0	2	3	0	1	0	0	2	4	
2009-10	2	0	1	0	1	4	8	1	0.250	0	1	0	0	1	4	0	0	0	1	3	4	
2010-11	2	1	1	0	0	7	6	2	0.500	0	1	0	0	3	5	1	0	0	0	4	1	
2011-12	2	1	1	0	0	6	8	2	0.500	0	1	0	0	2	5	1	0	0	0	4	3	
2012-13	DID NOT PLAY																					
2013-14	2	2	0	0	0	6	3	4	1.000	1	0	0	0	3	2	1	0	0	0	3	1	
2014-15	2	0	1	0	1	5	11	1	0.250	0	0	0	1	3	4	0	1	0	0	2	7	
2015-16	2	1	1	0	0	8	6	2	0.500	0	1	0	0	1	4	1	0	0	0	7	2	
2016-17	2	0	2	0	0	3	7	0	0.000	0	1	0	0	0	2	0	1	0	0	3	5	
1992-2017	39	17	15	4	3	114	109	41	0.526	8	9	2	1	57	59	9	6	2	2	57	50	



## EDMONTON OILERS VS OTTAWA SENATORS

## 2016-17 RESULTS &amp; STATISTICS

\* Overtime \*\* Shootout

AT EDMONTON	SCORE	WINNING GOAL	AT OTTAWA	SCORE	WINNING GOAL
30 Oct '16	OTT 2 @ EDM 0	Mike Hoffman	08 Jan '17	EDM 3 @ OTT 5	Tom Pyatt

OILERS	GP	G	A	P	+/-	PIM	PP	SH	SENATORS	GP	G	A	P	+/-	PIM	PP	SH
Patrick Maroon	2	2	0	2	3	0	0	0	Mike Hoffman	2	2	1	3	3	0	1	0
Connor McDavid	2	0	2	2	1	0	0	0	Mark Stone	2	1	2	3	1	0	0	0
Leon Draisaitl	2	1	0	1	0	0	0	0	Kyle Turris	2	1	2	3	0	0	0	0
Anton Lander	2	0	1	1	1	2	0	0	Tom Pyatt	2	1	1	2	2	0	0	0
Adam Larsson	2	0	1	1	0	0	0	0	Zack Smith	2	1	1	2	1	0	0	0
Andrej Sekera	2	0	1	1	1	0	0	0	Cody Ceci	2	0	2	2	1	0	0	0
Jordan Eberle	2	0	0	0	-2	2	0	0	Bobby Ryan	2	1	0	1	-1	0	0	0
Eric Gryba	2	0	0	0	-2	0	0	0	Derick Brassard	2	0	1	1	2	2	0	0
Zack Kassian	2	0	0	0	-3	5	0	0	Chris Kelly	2	0	1	1	1	0	0	0
Oscar Klefbom	2	0	0	0	-3	0	0	0	Marc Methot	2	0	1	1	0	0	0	0
Mark Letestu	2	0	0	0	-1	0	0	0	Dion Phaneuf	2	0	1	1	2	0	0	0
Milan Lucic	2	0	0	0	-5	0	0	0	Mark Borowiecki	2	0	0	0	1	9	0	0
Ryan Nugent-Hopkins	2	0	0	0	-4	0	0	0	Ryan Dzingel	2	0	0	0	-1	0	0	0
Benoit Pouliot	2	0	0	0	0	0	0	0	Erik Karlsson	2	0	0	0	1	0	0	0
Kris Russell	2	0	0	0	0	0	0	0	Chris Neil	2	0	0	0	0	0	0	0
Matt Benning	1	0	0	0	-1	7	0	0	Jean-Gabriel Pageau	2	0	0	0	1	2	0	0
Drake Caggiula	1	0	0	0	0	0	0	0	Chris Wideman	2	0	0	0	1	7	0	0
Matt Hendricks	1	0	0	0	-1	0	0	0	Curtis Lazar	1	0	0	0	0	0	0	0
Darnell Nurse	1	0	0	0	0	2	0	0	Matt Puempel	1	0	0	0	0	0	0	0
Tyler Pitlick	1	0	0	0	0	0	0	0									
Jesse Puljujarvi	1	0	0	0	-1	0	0	0									

OILERS GOALTENDERS	GP	MIN	W-L-OT	GA	SA	SV	GAA	SV%
Cam Talbot	1	59	0-1-0	1	21	20	1.02	.952
Jonas Gustavsson	1	60	0-1-0	4	17	13	4.01	.765

SENATORS GOALTENDERS	GP	MIN	W-L-OT	GA	SA	SV	GAA	SV%
Craig Anderson	1	60	1-0-0	0	37	37	0.00	1.000
Mike Condon	1	60	1-0-0	3	38	35	3.01	.921

GOALS BY PERIOD	1	2	3	OT	TOTAL	SHOTS BY PERIOD	1	2	3	OT	TOTAL
Oilers	0	3	0	0	3	Oilers	16	24	35	0	75
Senators	2	3	2	0	7	Senators	14	16	10	0	40

POWERPLAY	PPG	ATT	PCT.	PENALTY KILLING	PK	TSH	PCT.
Oilers	0	5	0.0	Oilers	2	3	66.7
Senators	1	3	33.3	Senators	5	5	100.0

**PHILADELPHIA FLYERS**

Wells Fargo Center  
3601 South Broad Street  
Philadelphia, PA 19148-5290

Phone 215/465-4500  
PR FAX 215/218-7837  
www.philadelphiaflyers.com  
Capacity: 19,605

**2017-18 GAMES VS PHILADELPHIA**

At Edmonton – December 6

At Philadelphia – October 21

**CLUB DIRECTORY**

President and COO, Comcast-Spectacor, Governor.....	Dave Scott
President, Philadelphia Flyers.....	Paul Holmgren
Executive Vice President/General Manager.....	Ron Hextall
Senior Vice President.....	Bob Clarke
Alternate Governors.....	Paul Holmgren, Shawn Tilger, Phil Weinberg
COO, Business Operations.....	Shawn Tilger
Assistant General Manager.....	Barry Hanrahan
Head Coach.....	Dave Hakstol
Assistant Coaches.....	Gord Murphy, Ian Laperriere, Kris Knoblauch
Goaltending Coach / Video Coach.....	Kim Dillabaugh / Adam Patterson
Senior Director, Communications.....	Zack Hill
Director, Public Relations.....	Joe Siville
Manager, Broadcasting & Media Services.....	Brian Smith

**EDMONTON OILERS VS PHILADELPHIA FLYERS****YEARLY RECORD 1979-80 TO 2016-17**

SEASON										AT EDMONTON							AT PHILADELPHIA						
	GP	W	L	T	OTL	GF	GA	PTS	PCT.	W	L	T	OTL	GF	GA	W	L	T	OTL	GF	GA		
1979-80	4	0	3	1	0	11	17	1	0.125														
1980-81	4	2	2	0	0	13	15	4	0.500	1	1	0	0	7	4	1	1	0	0	6	11		
1981-82	3	2	1	0	0	16	17	4	0.667	2	0	0	0	14	9	0	1	0	0	2	8		
1982-83	3	1	2	0	0	9	14	2	0.333	0	1	0	0	2	4	1	1	0	0	7	10		
1983-84	3	0	2	1	0	9	12	1	0.167	0	1	1	0	6	8	0	1	0	0	3	4		
1984-85	3	0	3	0	0	11	17	0	0.000	0	1	0	0	2	5	0	2	0	0	9	12		
1985-86	3	2	1	0	0	9	9	4	0.667	2	0	0	0	6	4	0	1	0	0	3	5		
1986-87	3	1	2	0	0	9	11	2	0.333	1	0	0	0	6	4	0	2	0	0	3	7		
1987-88	3	2	1	0	0	14	7	4	0.667	2	0	0	0	13	4	0	1	0	0	1	3		
1988-89	3	1	0	2	0	8	6	4	0.667	0	0	1	0	1	1	1	0	1	0	7	5		
1989-90	3	2	1	0	0	8	9	4	0.667	2	0	0	0	7	4	0	1	0	0	1	5		
1990-91	3	3	0	0	0	16	10	6	1.000	1	0	0	0	5	4	2	0	0	0	11	6		
1991-92	3	1	2	0	0	10	13	2	0.333	1	0	0	0	4	2	0	2	0	0	6	11		
1992-93	2	0	1	1	0	2	6	1	0.250	0	0	1	0	2	2	0	1	0	0	0	4		
1993-94	2	2	0	0	0	5	2	4	1.000	1	0	0	0	3	1	1	0	0	0	2	1		
1994-95	DID NOT PLAY																						
1995-96	2	1	1	0	0	4	9	2	0.500	1	0	0	0	3	2	0	1	0	0	1	7		
1996-97	2	0	2	0	0	8	11	0	0.000	0	1	0	0	4	6	0	1	0	0	4	5		
1997-98	2	0	2	0	0	3	9	0	0.000	0	1	0	0	1	3	0	1	0	0	2	6		
1998-99	2	0	0	2	0	5	5	2	0.500	0	0	1	0	3	3	0	0	1	0	2	2		
1999-00	1	1	0	0	0	3	2	2	1.000	0	0	0	0	0	0	1	0	0	0	3	2		
2000-01	2	0	2	0	0	2	6	0	0.000	0	1	0	0	2	4	0	1	0	0	0	2		
2001-02	1	1	0	0	0	3	2	2	1.000	0	0	0	0	0	0	1	0	0	0	3	2		
2002-03	1	0	0	1	0	2	2	1	0.500	0	0	1	0	2	2	0	0	0	0	0	0		
2003-04	1	1	0	0	0	3	0	2	1.000	0	0	0	0	0	0	1	0	0	0	3	0		
2004-05	DID NOT PLAY																						
2005-06	1	1	0	0	0	3	2	2	1.000	0	0	0	0	0	0	1	0	0	0	3	2		
2006-07	DID NOT PLAY																						
2007-08	1	1	0	0	0	5	3	2	1.000	1	0	0	0	5	3	0	0	0	0	0	0		
2008-09	1	1	0	0	0	5	4	2	1.000	0	0	0	0	0	0	1	0	0	0	5	4		



## EDMONTON OILERS VS PHILADELPHIA FLYERS

## YEARLY RECORD 1979-80 TO 2016-17

SEASON

GP W L T OTL GF GA PTS PCT.

2009-10

1 1 0 0 0 1 0 2 1.000

2010-11

1 0 1 0 0 1 4 0 0.000

2011-12

1 1 0 0 0 2 0 2 1.000

2012-13

DID NOT PLAY

2013-14

2 0 1 0 1 5 8 1 0.250

2014-15

2 1 1 0 0 6 8 2 0.500

2015-16

2 2 0 0 0 8 2 4 1.000

2016-17

2 1 1 0 0 11 9 2 0.500

1979-2017

73 32 32 8 1 230 251 73 0.500

AT EDMONTON

W L T OTL GF GA

1 0 0 0 1 0

0 0 0 0 0 0

1 0 0 0 2 0

0 0 0 1 3 4

1 0 0 0 5 4

1 0 0 0 4 2

1 0 0 0 6 3

20 8 6 1 124 99

AT PHILADELPHIA

W L T OTL GF GA

0 0 0 0 0 0

0 1 0 0 1 4

0 0 0 0 0 0

0 1 0 0 2 4

0 1 0 0 1 4

1 0 0 0 4 0

0 1 0 0 5 6

12 24 2 0 106 152

## EDMONTON OILERS VS PHILADELPHIA FLYERS

## 2016-17 RESULTS &amp; STATISTICS

\* Overtime \*\* Shootout

AT EDMONTON	SCORE	WINNING GOAL	AT PHILADELPHIA	SCORE	WINNING GOAL
16 Feb '17	PHI 3 @ EDM 6	Ryan Nugent-Hopkins	08 Dec '16	EDM 5 @ PHI 6	Michael Raffl

OILERS	GP	G	A	P	+/-	PIM	PP	SH	FLYERS	GP	G	A	P	+/-	PIM	PP	SH
Connor McDavid	2	2	3	5	3	0	1	0	Jakub Voracek	2	1	4	5	2	0	1	0
Leon Draisaitl	2	2	4	-1	2	0	0	0	Claude Giroux	2	2	2	4	2	0	0	0
Jordan Eberle	2	1	2	3	2	0	0	0	Radko Gudas	2	1	1	2	3	0	0	0
Ryan Nugent-Hopkins	2	1	2	3	-1	2	0	0	Brayden Schenn	2	1	1	2	-3	0	1	0
Oscar Klefbom	2	2	0	2	-1	0	1	0	Mark Streit	2	1	1	2	2	0	0	0
Matt Hendricks	2	1	1	2	1	2	0	0	Pierre-Edouard Bellemare	2	1	0	1	0	0	0	0
Andrej Sekera	2	1	1	2	0	0	0	1	Michael Raffl	2	1	0	1	1	0	0	0
Mark Letestu	2	0	2	2	0	0	0	0	Wayne Simmonds	2	1	0	1	-5	2	0	0
Patrick Maroon	2	0	2	2	0	7	0	0	Shayne Gostisbehere	2	0	1	1	-3	0	0	0
Benoit Pouliot	1	1	0	1	1	0	0	0	Andrew MacDonald	2	0	1	1	-1	2	0	0
Matt Benning	2	0	1	1	-2	2	0	0	Ivan Provorov	2	0	1	1	-2	2	0	0
Zack Kassian	2	0	1	1	1	0	0	0	Chris VandeVelde	2	0	1	1	1	0	0	0
Milan Lucic	2	0	1	1	-2	2	0	0	Sean Couturier	1	0	1	1	-2	0	0	0
Eric Gryba	1	0	1	1	2	0	0	0	Travis Konecny	1	0	1	1	-1	0	0	0
Iiro Pakarinen	1	0	1	1	1	0	0	0	Nick Cousins	2	0	0	0	-1	0	0	0
Jesse Puljujarvi	1	0	1	1	1	4	0	0	Brandon Manning	2	0	0	0	-1	7	0	0
Kris Russell	1	0	1	1	1	2	0	0	Michael Del Zotto	1	0	0	0	-2	0	0	0
Drake Caggiula	2	0	0	0	-1	0	0	0	Taylor Leier	1	0	0	0	0	2	0	0
Adam Larsson	2	0	0	0	1	0	0	0	Roman Lyubimov	1	0	0	0	1	0	0	0
Brandon Davidson	1	0	0	0	2	0	0	0	Matt Read	1	0	0	0	-1	0	0	0
Dillon Simpson	1	0	0	0	1	0	0	0	Jordan Weal	1	0	0	0	0	0	0	0
Anton Slepyshev	1	0	0	0	-1	0	0	0	Dale Weise	1	0	0	0	1	0	0	0

OILERS GOALTENDERS	GP	MIN	W-L-OT	GA	SA	SV	GAA	SV%
Cam Talbot	1	60	1-0-0	3	36	33	3.00	.917
Jonas Gustavsson	1	59	0-1-0	6	31	25	6.12	.806

FLYERS GOALTENDERS	GP	MIN	W-L-OT	GA	SA	SV	GAA	SV%
Steve Mason	1	60	1-0-0	5	33	28	5.01	.848
Michal Neuvirth	1	60	0-1-0	6	25	19	6.00	.760

GOALS BY PERIOD	1	2	3	OT	TOTAL	SHOTS BY PERIOD	1	2	3	OT	TOTAL
Oilers	3	5	3	0	11	Oilers	15	21	22	0	58
Flyers	0	5	4	0	9	Flyers	18	20	29	0	67

POWERPLAY	PPG	ATT	PCT.	PENALTY KILLING	PK	TSH	PCT.
Oilers	2	4	50.0	Oilers	6	8	75.0
Flyers	2	8	25.0	Flyers	2	4	50.0

**PITTSBURGH PENGUINS**

PPG Paints Arena  
1001 Fifth Avenue  
Pittsburgh, PA 15219

Phone 412/642-1300  
PR FAX 412/255-1988  
www.pittsburghpenguins.com  
Capacity: 18,387

**2017-18 GAMES VS PITTSBURGH**

At Edmonton – November 1

At Pittsburgh – October 24

**CLUB DIRECTORY**

Co-Owner/Chairman.....	Mario Lemieux
Co-Owner.....	Ron Burkle
CEO/President.....	David Morehouse
COO/General Counsel.....	Travis Williams
Executive V.P./General Manager.....	Jim Rutherford
Assistant General Managers.....	Bill Guerin, Jason Karmanos
Head Coach.....	Mike Sullivan
Assistant Coaches.....	Sergei Gonchar, Jacques Martin, Mark Recchi
Goaltending Coach / Video Coach.....	Mike Buckley / Andy Saucier
Vice President, Communications.....	Tom McMillan
Communications Senior Director / Manager.....	Jennifer Bullano / Jason Seidling

**EDMONTON OILERS VS PITTSBURGH PENGUINS****YEARLY RECORD 1979-80 TO 2016-17**

										AT EDMONTON						AT PITTSBURGH						
SEASON	GP	W	L	T	OTL	GF	GA	PTS	PCT.	W	L	T	OTL	GF	GA	W	L	T	OTL	GF	GA	
1979-80	4	3	1	0	0	22	12	6	0.750													
1980-81	4	2	1	1	0	20	18	5	0.625	1	0	1	0	11	10	1	1	0	0	9	8	
1981-82	3	3	0	0	0	22	8	6	1.000	2	0	0	0	18	7	1	0	0	0	4	1	
1982-83	3	2	1	0	0	21	14	4	0.667	1	0	0	0	7	2	1	1	0	0	14	12	
1983-84	3	3	0	0	0	23	8	6	1.000	2	0	0	0	14	6	1	0	0	0	9	2	
1984-85	3	1	1	1	0	12	10	3	0.500	1	0	0	0	6	3	0	1	1	0	6	7	
1985-86	3	2	1	0	0	17	13	4	0.667	1	1	0	0	9	10	1	0	0	0	8	3	
1986-87	3	2	1	0	0	10	9	4	0.667	1	0	0	0	4	2	1	1	0	0	6	7	
1987-88	3	3	0	0	0	17	8	6	1.000	2	0	0	0	11	4	1	0	0	0	6	4	
1988-89	3	2	1	0	0	15	12	4	0.667	0	1	0	0	4	7	2	0	0	0	11	5	
1989-90	3	1	2	0	0	8	12	2	0.333	1	1	0	0	5	6	0	1	0	0	3	6	
1990-91	3	2	1	0	0	15	14	4	0.667	1	0	0	0	7	5	1	1	0	0	8	9	
1991-92	3	1	2	0	0	14	14	2	0.333	1	0	0	0	5	3	0	2	0	0	9	11	
1992-93	3	2	1	0	0	11	11	4	0.667	1	1	0	0	6	7	1	0	0	0	5	4	
1993-94	2	1	1	0	0	8	7	2	0.500	1	0	0	0	5	3	0	1	0	0	3	4	
1994-95	DID NOT PLAY																					
1995-96	2	0	2	0	0	8	10	0	0.000	0	1	0	0	4	5	0	1	0	0	4	5	
1996-97	2	1	1	0	0	7	7	2	0.500	1	0	0	0	5	2	0	1	0	0	2	5	
1997-98	2	1	1	0	0	6	7	2	0.500	1	0	0	0	4	3	0	1	0	0	2	4	
1998-99	2	1	0	1	0	6	3	3	0.750	1	0	0	0	4	1	0	0	1	0	2	2	
1999-00	2	0	1	1	0	4	5	1	0.250	0	1	0	0	2	3	0	0	1	0	2	2	
2000-01	1	0	1	0	0	2	5	0	0.000	0	0	0	0	0	0	0	1	0	0	2	5	
2001-02	1	0	1	0	0	0	1	0	0.000	0	1	0	0	0	1	0	0	0	0	0	0	
2002-03	1	0	0	0	1	3	4	1	0.500	0	0	0	0	0	0	0	0	0	1	3	4	
2003-04	1	1	0	0	0	4	3	2	1.000	1	0	0	0	4	3	0	0	0	0	0	0	
2004-05	DID NOT PLAY																					
2005-06	1	1	0	0	0	3	1	2	1.000	0	0	0	0	0	0	1	0	0	0	3	1	
2006-07	DID NOT PLAY																					
2007-08	1	0	1	0	0	2	4	0	0.000	0	1	0	0	2	4	0	0	0	0	0	0	
2008-09	1	0	1	0	0	4	5	0	0.000	0	0	0	0	0	0	0	1	0	0	4	5	
2009-10	1	0	1	0	0	2	3	0	0.000	0	1	0	0	2	3	0	0	0	0	0	0	
2010-11	1	0	1	0	0	1	5	0	0.000	0	0	0	0	0	0	0	1	0	0	1	5	



## VS PITTSBURGH PENGUINS

## EDMONTON OILERS VS PITTSBURGH PENGUINS

## YEARLY RECORD 1979-80 TO 2016-17

SEASON RECORD 1979-80 TO 2016-17																					
SEASON	AT EDMONTON									AT PITTSBURGH											
	GP	W	L	T	OTL	GF	GA	PTS	PCT.	W	L	T	OTL	GF	GA	W	L	T	OTL	GF	GA
2011-12	1	1	0	0	0	2	1	2	1.000	1	0	0	0	2	1	0	0	0	0	0	0
2012-13	DID NOT PLAY																				
2013-14	2	1	1	0	0	6	6	2	0.500	1	0	0	0	4	3	0	1	0	0	2	3
2014-15	2	0	2	0	0	4	8	0	0.000	0	1	0	0	0	2	0	1	0	0	4	6
2015-16	2	1	1	0	0	4	4	2	0.500	0	1	0	0	1	2	1	0	0	0	3	2
2016-17	2	0	1	0	1	5	7	1	0.250	0	0	0	1	2	3	0	1	0	0	3	4
1979-2017	74	38	30	4	2	308	259	82	0.554	24	11	1	1	161	116	14	19	3	1	147	143

## EDMONTON OILERS VS PITTSBURGH PENGUINS

## 2016-17 RESULTS &amp; STATISTICS

\* Overtime \*\* Shootout

AT EDMONTON	SCORE	WINNING GOAL	AT PITTSBURGH	SCORE	WINNING GOAL
10 Mar '17 **	PIT 3 @ EDM 2	Phil Kessel	08 Nov '16	EDM 3 @ PIT 4	Conor Sheary

OILERS	GP	G	A	P	+/-	PIM	PP	SH	PENGUINS	GP	G	A	P	+/-	PIM	PP	SH
Connor McDavid	2	1	3	4	2	0	1	0	Evgeni Malkin	2	2	0	2	1	0	0	0
Jordan Eberle	2	2	1	3	2	2	0	0	Conor Sheary	2	2	0	2	1	0	0	0
Patrick Maroon	2	1	1	2	1	2	0	0	Nick Bonino	2	1	0	1	2	0	0	0
David Desharnais	1	1	0	1	0	0	0	0	Carl Hagelin	2	1	0	1	-1	0	0	0
Leon Draisaitl	2	0	1	1	-5	0	0	0	Phil Kessel	2	0	1	1	2	0	0	0
Milan Lucic	2	0	1	1	-2	0	0	0	Chris Kunitz	2	0	1	1	2	0	0	0
Zack Kassian	1	0	1	1	0	0	0	0	Justin Schultz	2	0	1	1	1	2	0	0
Kris Russell	1	0	1	1	1	0	0	0	Scott Wilson	2	0	1	1	1	0	0	0
Matt Benning	2	0	0	0	1	2	0	0	Trevor Daley	1	0	1	1	2	0	0	0
Oscar Klefbom	2	0	0	0	-5	0	0	0	Patric Hornqvist	1	0	1	1	-1	0	0	0
Adam Larsson	2	0	0	0	-5	2	0	0	Bryan Rust	1	0	1	1	1	0	0	0
Mark Letestu	2	0	0	0	-1	0	0	0	Ian Cole	2	0	0	0	1	0	0	0
Ryan Nugent-Hopkins	2	0	0	0	0	0	0	0	Sidney Crosby	2	0	0	0	-1	0	0	0
Darnell Nurse	2	0	0	0	1	0	0	0	Brian Dumoulin	2	0	0	0	1	0	0	0
Benoit Pouliot	2	0	0	0	-1	0	0	0	Matt Cullen	1	0	0	0	0	0	0	0
Andrej Sekera	2	0	0	0	2	0	0	0	Eric Fehr	1	0	0	0	0	0	0	0
Eric Gryba	1	0	0	0	1	2	0	0	Jake Guentzel	1	0	0	0	-1	0	0	0
Matt Hendricks	1	0	0	0	0	0	0	0	Ron Hainsey	1	0	0	0	0	0	0	0
Anton Lander	1	0	0	0	0	0	0	0	Tom Kuhnhackl	1	0	0	0	0	0	0	0
Iiro Pakarinen	1	0	0	0	0	0	0	0	Kris Letang	1	0	0	0	-1	2	0	0
Tyler Pitlick	1	0	0	0	-2	0	0	0	Olli Maatta	1	0	0	0	2	0	0	0
Jesse Puljujarvi	1	0	0	0	0	0	0	0	Carter Rowney	1	0	0	0	0	0	0	0
Anton Slepyshev	1	0	0	0	0	0	0	0	Chad Ruhwedel	1	0	0	0	-1	2	0	0
									Mark Streit	1	0	0	0	-1	0	0	0
									Oskar Sundqvist	1	0	0	0	0	0	0	0

OILERS GOALTENDERS	GP	MIN	W-L-OT	GA	SA	SV	GAA	SV%
Cam Talbot	2	124	0-1-1	6	61	55	2.91	.902

PENGUINS GOALTENDERS	GP	MIN	W-L-OT	GA	SA	SV	GAA	SV%
Marc-Andre Fleury	1	65	1-0-0	2	42	40	1.85	.952
Matt Murray	1	60	1-0-0	3	28	25	3.00	.893

GOALS BY PERIOD	1	2	3	OT	TOTAL	SHOTS BY PERIOD	1	2	3	OT	TOTAL
Oilers	2	2	1	0	5	Oilers	19	27	22	2	70
Penguins	3	1	2	0	6	Penguins	23	20	17	3	63

POWERPLAY	PPG	ATT	PCT.	PENALTY KILLING	PK	TSH	PCT.
Oilers	1	4	25.0	Oilers	5	5	100.0
Penguins	0	5	0.0	Penguins	3	4	75.0

**SAN JOSE SHARKS**

SAP Center at San Jose  
525 West Santa Clara Street  
San Jose, CA 95113

Phone 408/287-7070

FAX 408/999-5797

www.sjsharks.com twitter.com/

sanjoshesharks facebook.com/

sanjoshesharks Capacity: 17,562

**2017-18 GAMES VS SAN JOSE**

At Edmonton – December 18, March 14

At San Jose – February 10, February 20

**CLUB DIRECTORY**

Ownership Group.....	Hasso Plattner, Gary Valenzuela, Gordon Russell, Rudy Staedler
General Manager.....	Doug Wilson
Vice President & Assistant General Manager .....	Joe Will
Head Coach.....	Peter DeBoer
Assistant Coaches.....	Steve Spott, Rob Zettler, Dave Barr
Assistant Coach / Goaltending Coach.....	Johan Hedberg
Director of Hockey Operations.....	Doug Wilson Jr.
Video Coach .....	Dan Darrow
Media Relations Manager / Coordinator.....	Ben Guerrero / Nicolas Carrillo

**EDMONTON OILERS VS SAN JOSE SHARKS****YEARLY RECORD 1991-92 TO 2016-17**

SEASON										AT EDMONTON						AT SAN JOSE						
	GP	W	L	T	OTL	GF	GA	PTS	PCT.	W	L	T	OTL	GF	GA	W	L	T	OTL	GF	GA	
1991-92	7	3	3	1	0	29	28	7	0.500													
1992-93	7	5	2	0	0	26	18	10	0.714	3	0	0	0	14	3	2	2	0	0	12	15	
1993-94	6	2	2	2	0	16	17	6	0.500	2	0	1	0	11	8	0	2	1	0	5	9	
1994-95	5	3	2	0	0	17	16	6	0.600	2	1	0	0	12	9	1	1	0	0	5	7	
1995-96	5	3	1	1	0	20	13	7	0.700	1	0	1	0	5	3	2	1	0	0	15	10	
1996-97	6	4	2	0	0	21	13	8	0.667	2	1	0	0	9	6	2	1	0	0	12	7	
1997-98	5	3	2	0	0	17	11	6	0.600	2	1	0	0	10	5	1	1	0	0	7	6	
1998-99	4	2	1	1	0	16	14	5	0.625	1	1	0	0	8	7	1	0	1	0	8	7	
1999-00	4	1	1	1	1	5	6	4	0.500	0	1	1	0	1	2	1	0	0	1	4	4	
2000-01	4	0	1	3	0	8	13	3	0.375	0	0	2	0	5	5	0	1	1	0	3	8	
2001-02	4	1	2	0	1	11	13	3	0.375	1	1	0	0	4	4	0	1	0	1	7	9	
2002-03	4	1	1	2	0	13	13	4	0.500	1	0	1	0	5	4	0	1	1	0	8	9	
2003-04	4	2	1	1	0	13	8	5	0.625	1	1	0	0	6	4	1	0	1	0	7	4	
2004-05	DID NOT PLAY																					
2005-06	4	3	1	0	0	10	10	6	0.750	2	0	0	0	5	3	1	1	0	0	5	7	
2006-07	4	2	2	0	0	10	14	4	0.500	1	1	0	0	7	9	1	1	0	0	3	5	
2007-08	4	3	1	0	0	8	8	6	0.750	1	1	0	0	3	5	2	0	0	0	5	3	
2008-09	4	1	3	0	0	7	12	2	0.250	0	2	0	0	2	6	1	1	0	0	5	6	
2009-10	4	1	2	0	1	12	14	3	0.375	1	0	0	1	9	6	0	2	0	0	3	8	
2010-11	4	1	3	0	0	10	14	2	0.250	0	2	0	0	4	10	1	1	0	0	6	4	
2011-12	4	2	2	0	0	9	9	4	0.500	1	1	0	0	4	4	1	1	0	0	5	5	
2012-13	3	0	1	0	2	8	13	2	0.333	0	1	0	1	6	10	0	0	0	1	2	3	
2013-14	5	1	4	0	0	11	18	2	0.200	1	2	0	0	6	8	0	2	0	0	5	10	
2014-15	5	2	3	0	0	13	17	4	0.400	1	1	0	0	3	4	1	2	0	0	10	13	
2015-16	4	2	1	0	1	11	11	5	0.625	1	1	0	0	4	6	1	0	0	1	7	5	
2016-17	5	3	1	0	1	16	13	7	0.700	1	1	0	0	6	7	2	0	0	1	10	6	
1991-2017	115	51	45	12	7	337	336	121	0.526	29	20	7	2	171	149	22	25	5	5	166	187	



## EDMONTON OILERS VS SAN JOSE SHARKS

## 2016-17 RESULTS &amp; STATISTICS

\* Overtime \*\* Shootout

AT EDMONTON	SCORE	WINNING GOAL	AT SAN JOSE	SCORE	WINNING GOAL
30 Mar '17	SJS 2 @ EDM 3	Patrick Maroon	06 Apr '17	EDM 4 @ SJS 2	Milan Lucic
10 Jan '17	SJS 5 @ EDM 3	Mikkel Boedker	26 Jan '17	EDM 4 @ SJS 1	Andrej Sekera
			23 Dec '16 *	EDM 2 @ SJS 3	Kevin Labanc

OILERS	GP	G	A	P	+/-	PIM	PP	SH	SHARKS	GP	G	A	P	+/-	PIM	PP	SH
Connor McDavid	5	4	4	8	4	2	0	1	Brent Burns	5	2	4	6	3	2	0	0
Oscar Klefbom	5	1	5	6	1	0	0	0	Mikkel Boedker	5	3	1	4	1	2	0	0
Milan Lucic	5	3	1	4	-1	5	2	0	Joe Pavelski	5	2	2	4	-2	4	1	0
Patrick Maroon	5	3	0	3	2	6	0	0	Logan Couture	3	2	2	4	2	0	0	0
Drake Caggiula	5	2	1	3	3	0	0	0	Marc-Edouard Vlasic	5	0	4	4	-1	0	0	0
Andrej Sekera	5	2	1	3	1	0	1	0	Kevin Labanc	4	2	0	2	0	0	0	0
Leon Draisaitl	5	0	3	3	4	0	0	0	Jannik Hansen	2	1	1	2	1	5	0	0
Matt Benning	4	1	0	1	-3	0	0	0	Micheal Haley	4	0	2	2	4	12	0	0
Jordan Eberle	5	0	1	1	-1	2	0	0	Joel Ward	5	1	0	1	-2	0	0	0
Zack Kassian	5	0	1	1	1	11	0	0	Melker Karlsson	5	0	1	1	2	2	0	0
Adam Larsson	5	0	1	1	5	11	0	0	Patrick Marleau	5	0	1	1	-5	6	0	0
Mark Letestu	5	0	1	1	-1	0	0	0	Paul Martin	5	0	1	1	2	0	0	0
Ryan Nugent-Hopkins	5	0	1	1	-2	0	0	0	Joe Thornton	4	0	1	1	-2	4	0	0
Benoit Pouliot	5	0	1	1	0	0	0	0	Tomas Hertl	3	0	1	1	-1	0	0	0
Kris Russell	5	0	1	1	1	0	0	0	David Schlemko	3	0	1	1	0	0	0	0
Eric Gryba	2	0	1	1	-1	0	0	0	Justin Braun	5	0	0	0	-3	8	0	0
Matt Hendricks	3	0	0	0	-2	9	0	0	Brenden Dillon	5	0	0	0	-2	7	0	0
Brandon Davidson	2	0	0	0	0	0	0	0	Chris Tierney	5	0	0	0	-2	0	0	0
David Desharnais	2	0	0	0	-1	2	0	0	Joonas Donskoi	4	0	0	0	-2	0	0	0
Darnell Nurse	2	0	0	0	-1	0	0	0	Timo Meier	4	0	0	0	0	2	0	0
Anton Slepyshev	2	0	0	0	0	2	0	0	Dylan DeMelo	2	0	0	0	-1	0	0	0
Taylor Beck	1	0	0	0	0	2	0	0	Ryan Carpenter	1	0	0	0	0	0	0	0
Anton Lander	1	0	0	0	-2	0	0	0	Marcus Sorensen	1	0	0	0	0	0	0	0
Iiro Pakarinen	1	0	0	0	-1	0	0	0									

OILERS GOALTENDERS	GP	MIN	W-L-OT	GA	SA	SV	GAA	SV%
Cam Talbot	5	301	3-1-1	13	147	134	2.59	.912

SHARKS GOALTENDERS	GP	MIN	W-L-OT	GA	SA	SV	GAA	SV%
Martin Jones	5	300	2-3-0	15	128	113	3.00	.883

GOALS BY PERIOD	1	2	3	OT	TOTAL	SHOTS BY PERIOD	1	2	3	OT	TOTAL
Oilers	4	2	10	0	16	Oilers	44	45	40	0	129
Sharks	5	4	3	1	13	Sharks	50	48	48	1	147

POWERPLAY	PPG	ATT	PCT.	PENALTY KILLING	PK	TSH	PCT.
Oilers	3	18	16.7	Oilers	15	16	93.8
Sharks	1	16	6.2	Sharks	15	18	83.3



**ST. LOUIS BLUES**

Scottrade Center  
1401 Clark Avenue at Brett Hull Way  
St. Louis, MO 63103

Phone 314/622-2500  
FAX 314/622-2582  
www.stlouisblues.com  
Capacity: 19,150

**2017-18 GAMES VS ST. LOUIS**

At Edmonton – November 16

At St. Louis – November 21, December 21

**CLUB DIRECTORY**

Chairman and Governor .....	Tom Stillman
President of Hockey Operations/G.M./Alt. Governor .....	Doug Armstrong
Sr. V.P., Marketing and Public Relations .....	Mike Caruso
Assistant General Manager .....	Martin Brodeur
Assistant General Manager .....	Kevin McDonald
Senior Advisor to the General Manager .....	Al MacInnis
Head Coach .....	Mike Yeo
Associate Coach .....	Craig Berube
Assistant Coaches .....	Steve Ott, Darryl Sydor, Daniel Tkaczuk
Goaltending Coach / Video Coach .....	David Alexander / Sean Ferrell
Sr. Director, Media Relations/Team Services .....	Rich Jankowski

**EDMONTON OILERS VS ST. LOUIS BLUES****YEARLY RECORD 1979-80 TO 2016-17**

SEASON	AT EDMONTON									AT ST. LOUIS											
	GP	W	L	T	OTL	GF	GA	PTS	PCT.	W	L	T	OTL	GF	GA	W	L	T	OTL	GF	GA
1979-80	4	0	3	1	0	11	16	1	0.125	0	1	1	0	8	11	0	2	0	0	3	5
1980-81	4	1	2	1	0	22	18	3	0.375	1	1	0	0	13	8	0	1	1	0	9	10
1981-82	3	3	0	0	0	19	11	6	1.000	1	0	0	0	8	6	2	0	0	0	11	5
1982-83	3	2	0	1	0	15	12	5	0.833	1	0	1	0	8	7	1	0	0	0	7	5
1983-84	3	1	2	0	0	13	20	2	0.333	0	1	0	0	1	7	1	1	0	0	12	13
1984-85	3	3	0	0	0	20	9	6	1.000	2	0	0	0	12	7	1	0	0	0	8	2
1985-86	3	1	1	1	0	14	15	3	0.500	1	0	0	0	6	3	0	1	1	0	8	12
1986-87	3	3	0	0	0	15	5	6	1.000	2	0	0	0	11	3	1	0	0	0	4	2
1987-88	3	3	0	0	0	17	11	6	1.000	1	0	0	0	5	2	2	0	0	0	12	9
1988-89	3	3	0	0	0	14	9	6	1.000	2	0	0	0	10	7	1	0	0	0	4	2
1989-90	3	2	0	1	0	17	13	5	0.833	1	0	0	0	8	6	1	0	1	0	9	7
1990-91	3	0	3	0	0	5	11	0	0.000	0	2	0	0	4	9	0	1	0	0	1	2
1991-92	3	1	1	1	0	9	8	3	0.500	1	0	1	0	7	5	0	1	0	0	2	3
1992-93	3	0	2	1	0	6	15	1	0.167	0	1	0	0	1	5	0	1	1	0	5	10
1993-94	4	0	4	0	0	12	19	0	0.000	0	2	0	0	3	7	0	2	0	0	9	12
1994-95	4	2	2	0	0	10	16	4	0.500	2	0	0	0	9	7	0	2	0	0	1	9
1995-96	4	1	3	0	0	14	17	2	0.250	0	2	0	0	6	11	1	1	0	0	8	6
1996-97	4	2	2	0	0	12	9	4	0.500	0	2	0	0	3	6	2	0	0	0	9	3
1997-98	4	4	0	0	0	11	2	8	1.000	2	0	0	0	4	1	2	0	0	0	7	1
1998-99	4	2	2	0	0	12	13	4	0.500	1	1	0	0	5	5	1	1	0	0	7	8
1999-00	4	0	2	1	1	7	11	2	0.250	0	2	0	0	3	6	0	0	1	1	4	5
2000-01	4	2	2	0	0	11	12	4	0.500	2	0	0	0	8	3	0	2	0	0	3	9
2001-02	4	1	2	1	0	6	7	3	0.375	1	0	1	0	3	1	0	2	0	0	3	6
2002-03	4	1	2	1	0	12	11	3	0.375	1	1	0	0	6	2	0	1	1	0	6	9
2003-04	4	1	2	1	0	10	11	3	0.375	1	1	0	0	9	9	0	1	1	0	1	2
2004-05	DID NOT PLAY																				
2005-06	4	1	2	0	1	14	13	3	0.375	0	1	0	1	6	9	1	1	0	0	8	4
2006-07	4	1	2	0	1	13	15	3	0.375	1	0	0	1	8	5	0	2	0	0	5	10
2007-08	4	3	1	0	0	15	13	6	0.750	1	1	0	0	7	7	2	0	0	0	8	6
2008-09	4	4	0	0	0	10	5	8	1.000	2	0	0	0	4	2	2	0	0	0	6	3
2009-10	4	1	3	0	0	9	14	2	0.250	0	2	0	0	3	9	1	1	0	0	6	5
2010-11	4	1	3	0	0	5	15	2	0.250	1	1	0	0	2	6	0	2	0	0	3	9



## EDMONTON OILERS VS ST. LOUIS BLUES

YEARLY RECORD 1979-80 TO 2016-17

SEASON											AT EDMONTON					AT ST. LOUIS						
GP	W	L	T	OTL	GF	GA	PTS	PCT.		W	L	T	OTL	GF	GA	W	L	T	OTL	GF	GA	
2011-12	4	1	3	0	0	9	12	2	0.250		1	1	0	0	6	7	0	2	0	0	3	5
2012-13	3	1	2	0	0	5	7	2	0.333	0	1	0	0	0	3		1	1	0	0	5	4
2013-14	3	0	3	0	0	4	17	0	0.000	0	2	0	0	2	11		0	1	0	0	2	6
2014-15	3	0	2	0	1	6	10	1	0.167	0	1	0	0	1	2		0	1	0	1	5	8
2015-16	3	1	2	0	0	9	11	2	0.333	1	1	0	0	8	8		0	1	0	0	1	3
2016-17	3	3	0	0	0	8	4	6	1.000	1	0	0	0	3	1		2	0	0	0	5	3
1979-2017	131	56	60	11	4	421	437	127	0.485	31	28	4	2	211	214		25	32	7	2	210	223

## EDMONTON OILERS VS ST. LOUIS BLUES

2016-17 RESULTS &amp; STATISTICS

\* Overtime \*\* Shootout

AT EDMONTON	SCORE	WINNING GOAL	AT ST. LOUIS	SCORE	WINNING GOAL
20 Oct '16	STL 1 @ EDM 3	Milan Lucic	28 Feb '17	EDM 2 @ STL 1	Mark Letestu
			19 Dec '16 *	EDM 3 @ STL 2	Ryan Nugent-Hopkins

OILERS	GP	G	A	P	+/-	PIM	PP	SH	BLUES	GP	G	A	P	+/-	PIM	PP	SH
Connor McDavid	3	1	3	4	4	2	0	0	Kyle Brodziak	3	1	0	1	0	0	0	0
Ryan Nugent-Hopkins	3	1	2	3	2	0	0	0	Paul Stastny	3	1	0	1	-2	0	0	1
Milan Lucic	3	2	0	2	3	5	0	0	Vladimir Tarasenko	3	1	0	1	-3	0	0	0
Tyler Pitlick	2	2	0	2	0	0	0	0	Nail Yakupov	2	1	0	1	0	0	0	0
Mark Letestu	3	1	1	2	1	0	1	0	Joel Edmundson	3	0	1	1	-2	4	0	0
Leon Draisaitl	3	0	2	2	0	0	0	0	Colton Parayko	3	0	1	1	-1	4	0	0
Jordan Eberle	3	0	2	2	2	0	0	0	Alex Pietrangelo	3	0	1	1	-4	0	0	0
Andrej Sekera	3	0	2	2	-1	2	0	0	Jaden Schwartz	3	0	1	1	0	0	0	0
Patrick Maroon	3	1	0	1	1	2	0	0	Robby Fabbri	2	0	1	1	-2	0	0	0
Brandon Davidson	1	0	1	1	1	0	0	0	Dmitrij Jaskin	2	0	1	1	0	0	0	0
Eric Gryba	3	0	0	0	1	2	0	0	Kevin Shattenkirk	2	0	1	1	1	0	0	0
Zack Kassian	3	0	0	0	0	0	0	0	Patrik Berglund	3	0	0	0	0	0	0	0
Oscar Klefbom	3	0	0	0	4	0	0	0	Jay Bouwmeester	3	0	0	0	-1	0	0	0
Adam Larsson	3	0	0	0	2	4	0	0	David Perron	3	0	0	0	-2	2	0	0
Kris Russell	3	0	0	0	0	0	0	0	Ryan Reaves	3	0	0	0	0	0	0	0
Matt Hendricks	2	0	0	0	0	0	0	0	Alexander Steen	3	0	0	0	-1	0	0	0
Darnell Nurse	2	0	0	0	0	0	0	0	Robert Bortuzzo	2	0	0	0	0	5	0	0
Benoit Pouliot	2	0	0	0	-2	0	0	0	Carl Gunnarsson	2	0	0	0	0	0	0	0
Anton Slepyshev	2	0	0	0	0	2	0	0	Jori Lehtera	2	0	0	0	-1	0	0	0
Drake Caggiula	1	0	0	0	-1	0	0	0	Scottie Upshall	2	0	0	0	-1	0	0	0
Jujhar Khaira	1	0	0	0	0	0	0	0	Ivan Barbashev	1	0	0	0	0	0	0	0
Anton Lander	1	0	0	0	1	0	0	0	Magnus Paajarvi	1	0	0	0	0	2	0	0
Iiro Pakarinen	1	0	0	0	0	0	0	0									

OILERS GOALTENDERS	GP	MIN	W-L-OT	GA	SA	SV	GAA	SV%
Cam Talbot	3	183	3-0-0	4	88	84	1.31	.955

BLUES GOALTENDERS	GP	MIN	W-L-OT	GA	SA	SV	GAA	SV%
Carter Hutton	1	63	0-0-1	3	35	32	2.86	.914
Jake Allen	2	118	0-2-0	4	47	43	2.03	.915

GOALS BY PERIOD	1	2	3	OT	TOTAL	SHOTS BY PERIOD	1	2	3	OT	TOTAL
Oilers	2	2	3	1	8	Oilers	26	31	24	2	83
Blues	3	1	0	0	4	Blues	25	26	35	2	88

POWERPLAY	PPG	ATT	PCT.	PENALTY KILLING	PK	TSH	PCT.
Oilers	1	5	20.0	Oilers	5	6	83.3
Blues	1	6	16.7	Blues	4	5	80.0

**TAMPA BAY LIGHTNING**

Amalie Arena  
401 Channelside Drive  
Tampa, FL 33602

Phone 813/301-6500  
FAX 813/301-1480  
Ticket Info. 813/301-6600  
www.tampabaylightning.com  
Capacity: 19,092

**2017-18 GAMES VS TAMPA BAY**

At Edmonton – February 5

At Tampa Bay – March 18

**CLUB DIRECTORY**

Owner, Governor & Chairman .....	Jeff Vinik
Chief Executive Officer and Alternate Governor .....	Steve Griggs
VP, General Manager, and Alternate Governor .....	Steve Yzerman
EVP of Communications .....	Bill Wickett
Head Coach .....	Jon Cooper
Associate Coach / Assistant Coaches .....	Rick Bowness / Todd Richards, Brad Lauer
Coaches, Goaltending / Video / Player Development .....	Frantz Jean / Nigel Kirwan / Stacy Roest
Asst. G.M., G.M., Syracuse Crunch .....	Julien BriseBois
Asst. G.M., Director of Player Personnel .....	Pat Verbeek
Sr. Advisor to the G.M. ....	Tom Kurvers
Director, Public Relations / Editorial Content Mgr. ....	Brian Breseman / Trevor Van Knotsberg

**EDMONTON OILERS VS TAMPA BAY LIGHTNING****YEARLY RECORD 1992-93 TO 2016-17**

LEADER RECORD 1992-93 TO 2017-18

SEASON										AT EDMONTON						AT TAMPA BAY						
	GP	W	L	T	OTL	GF	GA	PTS	PCT.	W	L	T	OTL	GF	GA	W	L	T	OTL	GF	GA	
1992-93	4	2	2	0	0	8	13	4	0.500													
1993-94	2	1	0	1	0	7	6	3	0.750	1	0	0	0	3	2		0	0	1	0	4	4
1994-95	DID NOT PLAY																					
1995-96	2	1	1	0	0	4	8	2	0.500	0	1	0	0	0	5		1	0	0	0	4	3
1996-97	2	1	0	1	0	5	3	3	0.750	1	0	0	0	3	1		0	0	1	0	2	2
1997-98	2	2	0	0	0	6	2	4	1.000	1	0	0	0	4	2		1	0	0	0	2	0
1998-99	2	1	1	0	0	5	3	2	0.500	0	1	0	0	1	2		1	0	0	0	4	1
1999-00	2	2	0	0	0	12	4	4	1.000	1	0	0	0	5	1		1	0	0	0	7	3
2000-01	1	1	0	0	0	5	4	2	1.000	0	0	0	0	0	0		1	0	0	0	5	4
2001-02	2	2	0	0	0	5	3	4	1.000	1	0	0	0	2	1		1	0	0	0	3	2
2002-03	1	0	1	0	0	2	3	0	0.000	0	0	0	0	0	0		0	1	0	0	2	3
2003-04	1	0	1	0	0	2	3	0	0.000	0	1	0	0	2	3		0	0	0	0	0	0
2004-05	DID NOT PLAY																					
2005-06	DID NOT PLAY																					
2006-07	1	0	1	0	0	1	3	0	0.000	0	1	0	0	1	3		0	0	0	0	0	0
2007-08	1	0	1	0	0	3	4	0	0.000	0	0	0	0	0	0		0	1	0	0	3	4
2008-09	1	1	0	0	0	5	3	2	1.000	1	0	0	0	5	3		0	0	0	0	0	0
2009-10	1	1	0	0	0	3	2	2	1.000	0	0	0	0	0	0		1	0	0	0	3	2
2010-11	1	1	0	0	0	4	3	2	1.000	1	0	0	0	4	3		0	0	0	0	0	0
2011-12	1	0	0	0	1	2	3	1	0.500	0	0	0	0	0	0		0	0	0	1	2	3
2012-13	DID NOT PLAY																					
2013-14	2	1	1	0	0	7	7	2	0.500	1	0	0	0	5	3		0	1	0	0	2	4
2014-15	2	1	1	0	0	5	5	2	0.500	1	0	0	0	3	2		0	1	0	0	2	3
2015-16	2	0	2	0	0	6	9	0	0.000	0	1	0	0	2	3		0	1	0	0	4	6
2016-17	2	1	1	0	0	4	6	2	0.500	1	0	0	0	3	2		0	1	0	0	1	4
1992-2017	35	19	13	2	1	101	97	41	0.586	12	5	0	0	49	40		7	8	2	1	52	57



## EDMONTON OILERS VS TAMPA BAY LIGHTNING

## 2016-17 RESULTS &amp; STATISTICS

\* Overtime \*\* Shootout

AT EDMONTON	SCORE	WINNING GOAL	AT TAMPA BAY	SCORE	WINNING GOAL
17 Dec '16 **	TBL 2 @ EDM 3	Connor McDavid	21 Feb '17	EDM 1 @ TBL 4	Ondrej Palat

OILERS	GP	G	A	P	+/-	PIM	PP	SH	LIGHTNING	GP	G	A	P	+/-	PIM	PP	SH
Leon Draisaitl	2	1	1	2	-2	2	1	0	Nikita Kucherov	1	1	3	4	4	0	0	0
Andrej Sekera	2	0	2	2	-3	0	0	0	Tyler Johnson	2	1	2	3	3	0	0	0
Milan Lucic	2	1	0	1	-1	2	1	0	Ondrej Palat	1	2	0	2	2	0	0	0
Iiro Pakarinen	1	1	0	1	1	0	0	0	Jonathan Drouin	2	1	0	1	0	0	1	0
Oscar Klefbom	2	0	1	1	0	0	0	0	Vladislav Namestnikov	2	1	0	1	0	2	0	0
Adam Larsson	2	0	1	1	0	0	0	0	Victor Hedman	2	0	1	1	1	1	2	0
Mark Letestu	2	0	1	1	0	0	0	0	Brayden Point	2	0	1	1	1	2	0	0
Matt Benning	2	0	0	0	-1	2	0	0	Anton Stralman	2	0	1	1	4	0	0	0
Drake Caggiula	2	0	0	0	-1	0	0	0	Cory Conacher	1	0	1	1	1	2	0	0
Brandon Davidson	2	0	0	0	-1	0	0	0	Nikita Nesterov	1	0	1	1	1	0	0	0
Jordan Eberle	2	0	0	0	-1	0	0	0	Brian Boyle	2	0	0	0	-1	0	0	0
Matt Hendricks	2	0	0	0	1	2	0	0	J.T. Brown	2	0	0	0	0	2	0	0
Zack Kassian	2	0	0	0	-1	0	0	0	Braydon Coburn	2	0	0	0	-1	0	0	0
Patrick Maroon	2	0	0	0	-3	0	0	0	Valtteri Filppula	2	0	0	0	0	0	0	0
Connor McDavid	2	0	0	0	-3	0	0	0	Jason Garrison	2	0	0	0	3	0	0	0
Ryan Nugent-Hopkins	2	0	0	0	-2	2	0	0	Alex Killorn	2	0	0	0	1	2	0	0
Kris Russell	2	0	0	0	-2	0	0	0	Andrei Sustr	2	0	0	0	0	0	0	0
Taylor Beck	1	0	0	0	-1	2	0	0	Erik Condra	1	0	0	0	1	0	0	0
Tyler Pitlick	1	0	0	0	-1	0	0	0	Jake Dotchin	1	0	0	0	0	2	0	0
Anton Slepyshev	1	0	0	0	0	0	0	0	Gabriel Dumont	1	0	0	0	0	0	0	0
									Slater Koekoek	1	0	0	0	0	2	0	0
									Cedric Paquette	1	0	0	0	0	0	0	0
									Joel Vermin	1	0	0	0	0	0	0	0

OILERS GOALTENDERS	GP	MIN	W-L-OT	GA	SA	SV	GAA	SV%
Cam Talbot	1	65	1-0-0	2	33	31	1.85	.939
Laurent Brossoit	1	58	0-1-0	3	27	24	3.09	.889

LIGHTNING GOALTENDERS	GP	MIN	W-L-OT	GA	SA	SV	GAA	SV%
Ben Bishop	2	125	1-0-1	3	53	50	1.44	.943

GOALS BY PERIOD	1	2	3	OT	TOTAL	SHOTS BY PERIOD	1	2	3	OT	TOTAL
Oilers	0	2	1	0	3	Oilers	18	22	12	1	53
Lightning	1	2	3	0	6	Lightning	17	23	20	1	61

POWERPLAY	PPG	ATT	PCT.	PENALTY KILLING	PK	TSH	PCT.
Oilers	2	7	28.6	Oilers	4	5	80.0
Lightning	1	5	20.0	Lightning	5	7	71.4



## TORONTO MAPLE LEAFS

Air Canada Centre

40 Bay St.

Toronto, Ontario M5J 2X2

Phone 416/815-5700

FAX 416/359-9331

mapleleafs.nhl.com

Capacity: 18,819

## 2017-18 GAMES VS TORONTO

At Edmonton – November 30

At Toronto – December 10

## CLUB DIRECTORY

Chairman, NHL Governor .....	Lawrence M. Tanenbaum
Alternate NHL Governor .....	Dale Lastman
President & CEO .....	Michael Friisdahl
President & Alternate Governor .....	Brendan Shanahan
General Manager .....	Lou Lamoriello
Assistant General Manager .....	Kyle Dubas
Assistant General Manager .....	Mark Hunter
Assistant to the General Manager .....	Brandon Pridham
Senior Advisor .....	Cliff Fletcher
Head Coach .....	Mike Babcock
Assistant Coaches .....	Jim Hiller, D.J. Smith and Andrew Brewer
Goaltending Coach .....	Steve Briere
Special Assignment Coach .....	Jacques Lemaire
Director, Media Relations .....	Steve Keogh
Senior Manager, Media Relations .....	Scott McNaughton
Coordinator, Media Relations .....	Chris Lund

## EDMONTON OILERS VS TORONTO MAPLE LEAFS

## YEARLY RECORD 1979-80 TO 2016-17

SEASON	AT EDMONTON									AT TORONTO											
	GP	W	L	T	OTL	GF	GA	PTS	PCT.	W	L	T	OTL	GF	GA	W	L	T	OTL	GF	GA
1979-80	4	2	1	1	0	23	18	5	0.625	1	1	0	0	11	9	1	0	1	0	12	9
1980-81	4	2	1	1	0	17	13	5	0.625	1	0	1	0	8	5	1	1	0	0	9	8
1981-82	3	2	1	0	0	12	12	4	0.667	2	0	0	0	11	5	0	1	0	0	1	7
1982-83	3	2	0	1	0	16	10	5	0.833	0	0	1	0	6	6	2	0	0	0	10	4
1983-84	3	2	1	0	0	16	15	4	0.667	2	0	0	0	13	7	0	1	0	0	3	8
1984-85	3	2	0	1	0	19	8	5	0.833	0	0	1	0	3	3	2	0	0	0	16	5
1985-86	3	2	1	0	0	25	17	4	0.667	2	0	0	0	16	6	0	1	0	0	9	11
1986-87	3	2	1	0	0	18	10	4	0.667	1	0	0	0	9	2	1	1	0	0	9	8
1987-88	3	2	0	1	0	15	10	5	0.833	1	0	1	0	9	6	1	0	0	0	6	4
1988-89	3	3	0	0	0	23	5	6	1.000	1	0	0	0	9	1	2	0	0	0	14	4
1989-90	3	1	2	0	0	12	12	2	0.333	1	1	0	0	10	9	0	1	0	0	2	3
1990-91	3	2	1	0	0	9	6	4	0.667	1	0	0	0	3	2	1	1	0	0	6	4
1991-92	3	1	2	0	0	14	17	2	0.333	0	1	0	0	2	5	1	1	0	0	12	12
1992-93	3	0	2	1	0	7	13	1	0.167	0	1	1	0	5	9	0	1	0	0	2	4
1993-94	4	1	2	1	0	15	14	3	0.375	1	1	0	0	8	6	0	1	1	0	7	8
1994-95	4	2	2	0	0	17	14	4	0.500	1	1	0	0	10	9	1	1	0	0	7	5
1995-96	4	0	3	1	0	10	19	1	0.125	0	1	1	0	6	7	0	2	0	0	4	12
1996-97	4	3	1	0	0	17	17	6	0.750	2	0	0	0	10	8	1	1	0	0	7	9
1997-98	4	2	2	0	0	11	13	4	0.500	2	0	0	0	6	4	0	2	0	0	5	9
1998-99	3	0	3	0	0	5	11	0	0.000	0	2	0	0	3	8	0	1	0	0	2	3
1999-00	3	0	2	0	1	4	10	1	0.167	0	1	0	1	2	5	0	1	0	0	2	5
2000-01	3	1	2	0	0	8	8	2	0.333	1	1	0	0	5	4	0	1	0	0	3	4
2001-02	2	1	1	0	0	5	5	2	0.500	1	1	0	0	5	5	0	0	0	0	0	0
2002-03	3	2	1	0	0	10	9	4	0.667	1	1	0	0	5	5	1	0	0	0	5	4
2003-04	2	1	1	0	0	4	6	2	0.500	1	0	0	0	3	2	0	1	0	0	1	4
2004-05	DID NOT PLAY																				
2005-06	1	0	1	0	0	2	3	0	0.000	0	1	0	0	2	3	0	0	0	0	0	0
2006-07	1	0	1	0	0	3	4	0	0.000	0	0	0	0	0	0	0	1	0	0	3	4



## EDMONTON OILERS VS TORONTO MAPLE LEAFS

## YEARLY RECORD 1979-80 TO 2016-17

SEASON										AT EDMONTON						AT TORONTO						
	GP	W	L	T	OTL	GF	GA	PTS	PCT.	W	L	T	OTL	GF	GA	W	L	T	OTL	GF	GA	
2007-08	DID NOT PLAY																					
2008-09	2	1	1	0	0	6	6	2	0.500	0	1	0	0	2	5	1	0	0	0	4	1	
2009-10	2	1	1	0	0	7	7	2	0.500	1	0	0	0	3	1	0	1	0	0	4	6	
2010-11	2	1	1	0	0	6	4	2	0.500	0	1	0	0	1	4	1	0	0	0	5	0	
2011-12	2	0	1	0	1	6	10	1	0.250	0	0	0	1	3	4	0	1	0	0	3	6	
2012-13	DID NOT PLAY																					
2013-14	2	0	1	0	1	5	10	1	0.250	0	1	0	0	0	4	0	0	0	1	5	6	
2014-15	2	1	1	0	0	5	6	2	0.500	1	0	0	0	4	1	0	1	0	0	1	5	
2015-16	2	1	1	0	0	5	5	2	0.500	1	0	0	0	5	2	0	1	0	0	0	3	
2016-17	2	0	1	0	1	4	7	1	0.250	0	1	0	0	2	4	0	0	0	1	2	3	
1979-2017	98	43	43	8	4	381	354	98	0.500	26	18	6	2	200	166	17	25	2	2	181	188	

## EDMONTON OILERS VS TORONTO MAPLE LEAFS

## 2016-17 RESULTS &amp; STATISTICS

\* Overtime \*\* Shootout

AT EDMONTON	SCORE	WINNING GOAL	AT TORONTO	SCORE	WINNING GOAL
29 Nov '16	TOR 4 @ EDM 2	Nazem Kadri	01 Nov '16 *	EDM 2 @ TOR 3	Nazem Kadri

OILERS	GP	G	A	P	+/-	PIM	PP	SH	MAPLE LEAFS	GP	G	A	P	+/-	PIM	PP	SH
Connor McDavid	2	1	1	2	0	2	0	0	Nazem Kadri	2	3	0	3	1	8	0	0
Darnell Nurse	2	1	0	1	0	0	0	0	Zach Hyman	2	1	0	1	0	2	0	0
Andrej Sekera	2	1	0	1	1	0	0	0	Auston Matthews	2	1	0	1	0	2	0	0
Anton Lander	1	1	0	1	0	2	0	0	Ben Smith	2	1	0	1	1	0	0	0
Mark Letestu	2	0	1	1	-2	0	0	0	James van Riemsdyk	2	1	0	1	-1	2	0	0
Milan Lucic	2	0	1	1	1	2	0	0	Tyler Bozak	2	0	1	1	0	0	0	0
Ryan Nugent-Hopkins	2	0	1	1	-1	2	0	0	Connor Brown	2	0	1	1	1	0	0	0
Kris Russell	2	0	1	1	-2	0	0	0	Leo Komarov	2	0	1	1	3	0	0	0
Tyler Pitlick	1	0	1	1	0	0	0	0	Mitchell Marner	2	0	1	1	0	2	0	0
Matt Benning	2	0	0	0	0	0	0	0	Matt Martin	2	0	1	1	2	2	0	0
Leon Draisaitl	2	0	0	0	0	0	0	0	William Nylander	2	0	1	1	0	0	0	0
Jordan Eberle	2	0	0	0	-1	0	0	0	Roman Polak	2	0	1	1	2	0	0	0
Zack Kassian	2	0	0	0	0	2	0	0	Morgan Rielly	2	0	1	1	0	0	0	0
Oscar Klefbom	2	0	0	0	-4	0	0	0	Nikita Soshnikov	2	0	1	1	1	2	0	0
Adam Larsson	2	0	0	0	0	2	0	0	Nikita Zaitsev	2	0	1	1	0	0	0	0
Patrick Maroon	2	0	0	0	-1	2	0	0	Connor Carrick	2	0	0	0	1	0	0	0
Benoit Pouliot	2	0	0	0	0	0	0	0	Jake Gardiner	2	0	0	0	0	0	0	0
Jesse Puljujarvi	2	0	0	0	-1	0	0	0	Matt Hunwick	1	0	0	0	2	0	0	0
Drake Caggiula	1	0	0	0	-1	0	0	0	Martin Marincin	1	0	0	0	0	0	0	0
Matt Hendricks	1	0	0	0	-2	2	0	0									

OILERS GOALTENDERS	GP	MIN	W-L-OT	GA	SA	SV	GAA	SV%
Cam Talbot	2	100	0-1-1	7	45	38	4.19	.844
Jonas Gustavsson	1	19	0-0-0	0	9	9	0.00	1.000

MAPLE LEAFS GOALTENDERS	GP	MIN	W-L-OT	GA	SA	SV	GAA	SV%
Fredrik Andersen	2	120	2-0-0	4	76	72	2.00	.947

GOALS BY PERIOD	1	2	3	OT	TOTAL	SHOTS BY PERIOD	1	2	3	OT	TOTAL
Oilers	1	1	2	0	4	Oilers	31	24	21	0	76
Maple Leafs	2	4	0	1	7	Maple Leafs	15	21	17	1	54

POWERPLAY	PPG	ATT	PCT.	PENALTY KILLING	PK	TSH	PCT.
Oilers	0	8	0.0	Oilers	5	5	100.0
Maple Leafs	0	5	0.0	Maple Leafs	8	8	100.0



## VANCOUVER CANUCKS

Rogers Arena  
800 Griffiths Way  
Vancouver, B.C. V6B 6G1

## Office:

89 West Georgia Vancouver, B.C. V6B 0N8  
Phone 604/899-4600 FAX 604/899-4640  
www.canucks.com  
Capacity: 18,865

## 2017-18 GAMES VS VANCOUVER

At Edmonton – January 20, April 7

At Toronto – October 7, March 29

## CLUB DIRECTORY

Chairman, Canucks L.P. and Governor, NHL	Francesco Aquilini
Alternate Governors, NHL	Roberto Aquilini, Paolo Aquilini
President, Hockey Operations & Alt. Governor, NHL	Trevor Linden
Chief Operating Officer and Alt. Governor, NHL	Jeff Stiepec
General Manager	Jim Benning
Assistant General Manager	John Weisbrod
Sr. Advisor to GM and Director, Collegiate Scouting	Stan Smyl
Head Coach	Travis Green
Assistant Coaches	Nolan Baumgartner, Newell Brown, Doug Jarvis, Manny Malhotra
Goaltending Coach / Video Coach	Dan Cloutier / Darryl Seward
Skill Coach	Glenn Carnegie
Vice President, Communications and Community Partnerships	Chris Brumwell
Director, Media Relations and Team Operations	Ben Brown
Manager, Media Relations and Publications	Stephanie Maniaga
Coordinator, Media Relations	Alfred De Vera

## EDMONTON OILERS VS VANCOUVER CANUCKS

## YEARLY RECORD 1979-80 TO 2016-17

SEASON										AT EDMONTON						AT VANCOUVER						
	GP	W	L	T	OTL	GF	GA	PTS	PCT.	W	L	T	OTL	GF	GA	W	L	T	OTL	GF	GA	
1979-80	4	1	2	1	0	11	17	3	0.375	0	1	1	0	6	9	1	1	0	0	5	8	
1980-81	4	2	2	0	0	19	13	4	0.500	1	1	0	0	9	7	1	1	0	0	10	6	
1981-82	8	5	2	1	0	36	25	11	0.688	4	0	0	0	26	10	1	2	1	0	10	15	
1982-83	8	5	2	1	0	42	25	11	0.688	2	1	1	0	18	13	3	1	0	0	24	12	
1983-84	8	6	1	1	0	51	32	13	0.813	3	0	1	0	29	16	3	1	0	0	22	16	
1984-85	8	3	3	2	0	38	28	8	0.500	3	1	0	0	22	8	0	2	2	0	16	20	
1985-86	8	7	0	1	0	51	23	15	0.938	3	0	1	0	31	12	4	0	0	0	20	11	
1986-87	8	7	0	1	0	44	23	15	0.938	4	0	0	0	19	9	3	0	1	0	25	14	
1987-88	8	7	0	1	0	46	27	15	0.938	4	0	0	0	25	15	3	0	1	0	21	12	
1988-89	8	3	5	0	0	23	30	6	0.375	2	2	0	0	11	13	1	3	0	0	12	17	
1989-90	8	6	1	1	0	32	19	13	0.813	3	1	0	0	18	13	3	0	1	0	14	6	
1990-91	8	5	3	0	0	41	34	10	0.625	4	0	0	0	23	14	1	3	0	0	18	20	
1991-92	7	5	2	0	0	35	26	10	0.714	2	1	0	0	15	9	3	1	0	0	20	17	
1992-93	7	2	5	0	0	19	32	4	0.286	2	1	0	0	12	9	0	4	0	0	7	23	
1993-94	7	3	4	0	0	26	25	6	0.429	2	2	0	0	15	11	1	2	0	0	11	14	
1994-95	5	1	3	1	0	14	24	3	0.300	0	2	0	0	3	10	1	1	1	0	11	14	
1995-96	6	2	2	2	0	21	20	6	0.500	1	1	1	0	10	9	1	1	1	0	11	11	
1996-97	5	2	2	1	0	19	12	5	0.500	1	1	1	0	8	7	1	1	0	0	11	5	
1997-98	5	1	4	0	0	12	20	2	0.200	1	1	0	0	6	8	0	3	0	0	6	12	
1998-99	6	5	0	1	0	20	9	11	0.917	3	0	0	0	12	6	2	0	1	0	8	3	
1999-00	6	3	1	1	1	20	19	8	0.667	1	1	1	0	8	8	2	0	0	1	12	11	
2000-01	5	2	2	0	1	16	18	5	0.500	1	1	0	1	10	11	1	1	0	0	6	7	
2001-02	5	2	1	2	0	12	10	6	0.600	1	1	0	0	6	6	1	0	2	0	6	4	
2002-03	5	0	2	1	2	13	20	3	0.300	0	2	0	1	7	13	0	0	1	1	6	7	
2003-04	6	2	3	0	1	15	20	5	0.417	1	1	0	1	7	10	1	2	0	0	8	10	
2004-05	DID NOT PLAY																					
2005-06	8	6	1	0	1	31	27	13	0.813	3	1	0	0	13	11	3	0	0	1	18	16	
2006-07	8	2	5	0	1	17	24	5	0.313	1	3	0	0	7	14	1	2	0	1	10	10	
2007-08	8	4	4	0	0	16	23	8	0.500	2	2	0	0	10	14	2	2	0	0	6	9	
2008-09	6	3	3	0	0	18	19	6	0.500	2	1	0	0	10	7	1	2	0	0	8	12	
2009-10	6	2	3	0	1	11	19	5	0.417	2	0	0	1	7	6	0	3	0	0	4	13	
2010-11	6	2	4	0	0	13	16	4	0.333	1	2	0	0	6	6	1	2	0	0	7	10	
2011-12	6	1	4	0	1	13	22	3	0.250	1	2	0	0	8	11	0	2	0	1	5	11	
2012-13	5	3	1	0	1	16	11	7	0.700	2	0	0	1	13	5	1	1	0	0	3	6	
2013-14	5	2	3	0	0	12	16	4	0.400	1	1	0	0	6	4	1	2	0	0	6	12	
2014-15	5	0	3	0	2	15	21	2	0.200	0	3	0	0	6	10	0	0	0	2	9	11	



## EDMONTON OILERS VS VANCOUVER CANUCKS

YEARLY RECORD 1979-80 TO 2016-17

SEASON	AT EDMONTON									AT VANCOUVER								
	GP	W	L	T	OTL	GF	GA	PTS	PCT.	W	L	T	OTL	GF	GA	W	L	T
2015-16	5	3	0	0	2	14	9	8	0.800	2	0	0	1	9	5	1	0	0
2016-17	5	4	0	0	1	14	7	9	0.900	2	0	0	1	9	5	2	0	0
1979-2017	236	119	83	19	15	866	765	272	0.576	68	37	7	6	459	351	51	46	12

## EDMONTON OILERS VS VANCOUVER CANUCKS

2016-17 RESULTS &amp; STATISTICS

\* Overtime \*\* Shootout

AT EDMONTON	SCORE	WINNING GOAL	AT VANCOUVER	SCORE	WINNING GOAL
09 Apr '17	VAN 2 @ EDM 5	Drake Caggiula	08 Apr '17	EDM 3 @ VAN 2	Iiro Pakarinen
18 Mar '17	VAN 0 @ EDM 2	Connor McDavid	28 Oct '16	EDM 2 @ VAN 0	Connor McDavid
31 Dec '16 **	VAN 3 @ EDM 2	Bo Horvat			

OILERS	GP	G	A	P	+/-	PIM	PP	SH	CANUCKS	GP	G	A	P	+/-	PIM	PP	SH
Connor McDavid	5	3	3	6	4	0	1	0	Bo Horvat	5	0	3	3	-3	5	0	0
Leon Draisaitl	5	1	4	5	2	0	0	0	Alexander Edler	5	1	1	2	-2	4	0	0
Milan Lucic	5	1	4	5	5	4	0	0	Sven Baertschi	3	1	1	2	1	0	0	0
Jordan Eberle	5	4	0	4	3	2	1	0	Henrik Sedin	5	0	2	2	-1	0	0	0
Oscar Klefbom	5	0	3	3	3	0	0	0	Daniel Sedin	5	0	2	2	-1	4	0	0
Ryan Nugent-Hopkins	5	0	3	3	2	0	0	0	Nikita Tryamkin	4	1	0	1	2	4	0	0
Drake Caggiula	4	2	0	2	4	0	0	0	Brock Boeser	2	1	0	1	-1	0	1	0
Mark Letestu	4	2	0	2	-1	0	2	0	Nikolay Goldobin	2	1	0	1	-2	0	0	0
Matt Benning	4	0	2	2	3	2	0	0	Alexandre Burrows	1	1	0	1	2	0	0	0
Iiro Pakarinen	2	1	0	1	1	2	0	0	Michael Chaput	4	0	1	1	1	0	0	0
Adam Larsson	5	0	1	1	2	0	0	0	Reid Boucher	3	0	1	1	-1	4	0	0
Kris Russell	5	0	1	1	1	2	0	0	Ben Hutton	5	0	0	0	0	9	0	0
Andrej Sekera	4	0	1	1	3	0	0	0	Jayson Megna	5	0	0	0	0	0	0	0
Anton Lander	1	0	1	1	1	0	0	0	Luca Sbisa	5	0	0	0	-4	0	0	0
Zack Kassian	5	0	0	0	-2	5	0	0	Troy Stecher	5	0	0	0	-3	0	0	0
Benoit Pouliot	5	0	0	0	-1	0	0	0	Brandon Sutter	5	0	0	0	-2	2	0	0
Patrick Maroon	4	0	0	0	1	2	0	0	Christopher Tanev	4	0	0	0	-3	4	0	0
David Desharnais	3	0	0	0	-1	0	0	0	Markus Granlund	3	0	0	0	-4	2	0	0
Eric Gryba	3	0	0	0	-2	5	0	0	Drew Shore	3	0	0	0	-1	0	0	0
Darnell Nurse	3	0	0	0	1	9	0	0	Alex Biega	2	0	0	0	0	0	0	0
Matt Hendricks	2	0	0	0	-2	0	0	0	Loui Eriksson	2	0	0	0	0	0	0	0
Jesse Puljujarvi	2	0	0	0	0	0	0	0	Brendan Gaunce	2	0	0	0	0	2	0	0
Anton Slepyshev	2	0	0	0	0	0	0	0	Philip Larsen	2	0	0	0	0	0	0	0
Brandon Davidson	1	0	0	0	-2	0	0	0	Jack Skille	2	0	0	0	0	0	0	0
Tyler Pitlick	1	0	0	0	0	0	0	0	Joseph Cramarossa	1	0	0	0	0	2	0	0
									Erik Gudbranson	1	0	0	0	-1	5	0	0
									Jannik Hansen	1	0	0	0	-2	0	0	0
									Joseph LaBate	1	0	0	0	0	0	0	0
									Griffen Molino	1	0	0	0	0	0	0	0
									Jake Virtanen	1	0	0	0	0	0	0	0

OILERS GOALTENDERS	GP	MIN	W-L-OT	GA	SA	SV	GAA	SV%
Cam Talbot	4	245	3-0-1	4	122	118	0.98	.967
Laurent Brossoit	1	60	1-0-0	2	17	15	2.00	.882
CANUCKS GOALTENDERS	GP	MIN	W-L-OT	GA	SA	SV	GAA	SV%
Jacob Markstrom	1	65	1-0-0	2	44	42	1.85	.955
Ryan Miller	2	116	0-2-0	4	61	57	2.07	.934
Richard Bachman	2	118	0-2-0	7	66	59	3.56	.894

GOALS BY PERIOD	1	2	3	OT	TOTAL	SHOTS BY PERIOD	1	2	3	OT	TOTAL
Oilers	1	6	7	0	14	Oilers	51	58	57	6	172
Canucks	0	3	3	0	6	Canucks	43	45	46	5	139

POWERPLAY	PPG	ATT	PCT.	PENALTY KILLING	PK	TSH	PCT.
Oilers	4	16	25.0	Oilers	8	9	88.9
Canucks	1	9	11.1	Canucks	12	16	75.0





VS WASHINGTON CAPITALS



**WASHINGTON CAPITALS**  
627 N. Glebe Road, Suite 850  
Arlington, VA 22203

Phone 202/266-2200  
PR FAX 202/266-2360  
www.washingtoncaps.com  
Capacity: 18,506

## 2017-18 GAMES VS WASHINGTON

At Edmonton – October 28

At Washington – November 11

## CLUB DIRECTORY

Owner.....	Monumental Sports & Entertainment
Founder, Chairman, Majority Owner and CEO.....	Ted Leonsis
Senior Vice President, General Manager.....	Brian MacLellan
Assistant General Manager.....	Ross Mahoney
Head Coach.....	Barry Trotz
Associate Coach.....	Todd Reirden
Assistant Coaches.....	Lane Lambert, Blaine Forsythe
Director of Goaltending.....	Mitch Korn
Goaltending Coach.....	Scott Murray
Video Coach.....	Brett Leonhardt
Vice President of Communications.....	Sergey Kocharov
Manager of Media Relations & Content.....	Tommy Chalk
Manager of Communications & Publicity.....	Megan Eichenberg

## EDMONTON OILERS VS WASHINGTON CAPITALS

### YEARLY RECORD 1979-80 TO 2016-17

SEASON										AT EDMONTON						AT WASHINGTON						
	GP	W	L	T	OTL	GF	GA	PTS	PCT.	W	L	T	OTL	GF	GA	W	L	T	OTL	GF	GA	
1979-80	4	3	1	0	0	22	13	6	0.750													
1980-81	4	1	2	1	0	14	17	3	0.375	1	0	1	0	8	5	0	2	0	0	6	12	
1981-82	3	2	0	1	0	15	10	5	0.833	1	0	0	0	5	3	1	0	1	0	10	7	
1982-83	3	2	0	1	0	14	9	5	0.833	1	0	1	0	9	6	1	0	0	0	5	3	
1983-84	3	2	1	0	0	20	16	4	0.667	1	0	0	0	11	3	1	1	0	0	9	13	
1984-85	3	1	0	2	0	14	11	4	0.667	0	0	2	0	6	6	1	0	0	0	8	5	
1985-86	3	0	3	0	0	8	15	0	0.000	0	1	0	0	2	5	0	2	0	0	6	10	
1986-87	3	1	2	0	0	11	13	2	0.333	1	1	0	0	9	8	0	1	0	0	2	5	
1987-88	3	1	2	0	0	5	8	2	0.333	1	0	0	0	3	2	0	2	0	0	2	6	
1988-89	3	1	2	0	0	9	16	2	0.333	1	1	0	0	6	11	0	1	0	0	3	5	
1989-90	3	2	1	0	0	13	11	4	0.667	0	1	0	0	3	4	2	0	0	0	10	7	
1990-91	3	0	3	0	0	6	12	0	0.000	0	2	0	0	3	6	0	1	0	0	3	6	
1991-92	2	0	2	0	0	7	12	0	0.000	0	1	0	0	5	6	0	1	0	0	2	6	
1992-93	2	1	1	0	0	7	6	2	0.500	1	0	0	0	4	2	0	1	0	0	3	4	
1993-94	2	0	1	1	0	4	5	1	0.250	0	1	0	0	2	3	0	0	1	0	2	2	
1994-95	DID NOT PLAY																					
1995-96	2	0	2	0	0	4	8	0	0.000	0	1	0	0	1	2	0	1	0	0	3	6	
1996-97	2	2	0	0	0	7	2	4	1.000	1	0	0	0	4	1	1	0	0	0	3	1	
1997-98	2	1	1	0	0	5	4	2	0.500	1	0	0	0	4	2	0	1	0	0	1	2	
1998-99	2	1	1	0	0	11	6	2	0.500	1	0	0	0	8	2	0	1	0	0	3	4	
1999-00	1	1	0	0	0	6	2	2	1.000	1	0	0	0	6	2	0	0	0	0	0	0	
2000-01	1	0	1	0	0	0	4	0	0.000	0	0	0	0	0	0	0	1	0	0	0	4	
2001-02	2	1	1	0	0	6	5	2	0.500	1	0	0	0	4	1	0	1	0	0	2	4	
2002-03	1	1	0	0	0	5	3	2	1.000	1	0	0	0	5	3	0	0	0	0	0	0	
2003-04	1	0	1	0	0	0	1	0	0.000	0	0	0	0	0	0	0	1	0	0	0	1	
2004-05	DID NOT PLAY																					
2005-06	DID NOT PLAY																					
2006-07	1	1	0	0	0	4	0	2	1.000	1	0	0	0	4	0	0	0	0	0	0	0	
2007-08	1	0	0	0	1	4	5	1	0.500	0	0	0	0	0	0	0	0	0	1	4	5	
2008-09	1	1	0	0	0	5	2	2	1.000	0	0	0	0	0	0	1	0	0	0	5	2	



## VS WASHINGTON CAPITALS

## EDMONTON OILERS VS WASHINGTON CAPITALS

## YEARLY RECORD 1979-80 TO 2016-17

										AT EDMONTON						AT WASHINGTON						
SEASON	GP	W	L	T	OTL	GF	GA	PTS	PCT.	W	L	T	OTL	GF	GA	W	L	T	OTL	GF	GA	
2009-10	1	0						0	0.000													
2010-11	1	0	1	0	0	0	5	0	0.000	0	0	0	0	0	0	0	0	1	0	0	0	5
2011-12	1	1	0	0	0	2	1	2	1.000	1	0	0	0	2	1		0	0	0	0	0	0
2012-13	DID NOT PLAY																					
2013-14	DID NOT PLAY																					
2014-15	2	2	0	0	0	8	6	4	1.000	1	0	0	0	3	2		1	0	0	0	5	4
2015-16	2	0	2	0	0	4	8	0	0.000	0	1	0	0	4	7		0	1	0	0	0	1
2016-17	2	1	1	0	0	5	3	2	0.500	1	0	0	0	4	1		0	1	0	0	1	2
1979-2017	70	30	33	6	1	247	243	67	0.479	19	12	4	0	139	106		11	21	2	1	108	137

## EDMONTON OILERS VS WASHINGTON CAPITALS

## 2016-17 RESULTS &amp; STATISTICS

\* Overtime \*\* Shootout

AT EDMONTON	SCORE	WINNING GOAL	AT WASHINGTON	SCORE	WINNING GOAL
26 Oct '16	WSH 1 @ EDM 4	Benoit Pouliot	24 Feb '17	EDM 1 @ WSH 2	Justin Williams

OILERS	GP	G	A	P	+/-	PIM	PP	SH	CAPITALS	GP	G	A	P	+/-	PIM	PP	SH
Connor McDavid	2	0	3	3	0	0	0	0	Alex Ovechkin	2	1	0	1	-2	0	0	0
Benoit Pouliot	1	2	0	2	1	4	0	0	Justin Williams	2	1	0	1	0	0	0	0
Ryan Nugent-Hopkins	2	0	2	2	1	2	0	0	Tom Wilson	2	1	0	1	1	0	0	0
Andrei Sekera	2	0	2	2	0	0	0	0	Karl Alzner	2	0	1	1	0	0	0	0
Leon Draisaitl	2	1	0	1	-1	0	0	0	Jay Beagle	2	0	1	1	2	2	0	0
Milan Lucic	2	1	0	1	0	0	1	0	Dmitry Orlov	2	0	1	1	-1	0	0	0
Patrick Maroon	2	1	0	1	0	0	0	0	Andre Burakovsky	1	0	1	1	-2	0	0	0
Oscar Klefbom	2	0	1	1	1	2	0	0	Taylor Chorney	1	0	1	1	2	0	0	0
Jesse Puljujarvi	1	0	1	1	1	0	0	0	Matt Niskanen	1	0	1	1	0	0	0	0
Jordan Eberle	2	0	0	0	0	0	0	0	Nicklas Backstrom	2	0	0	0	0	0	0	0
Eric Gryba	2	0	0	0	0	2	0	0	John Carlson	2	0	0	0	-3	0	0	0
Zack Kassian	2	0	0	0	0	0	0	0	Lars Eller	2	0	0	0	0	2	0	0
Mark Letestu	2	0	0	0	1	0	0	0	Marcus Johansson	2	0	0	0	-1	0	0	0
Kris Russell	2	0	0	0	1	0	0	0	Evgeny Kuznetsov	2	0	0	0	-3	0	0	0
Matt Benning	1	0	0	0	-1	0	0	0	Zach Sanford	2	0	0	0	0	0	0	0
Drake Caggiula	1	0	0	0	0	0	0	0	Nate Schmidt	2	0	0	0	0	0	0	0
Brandon Davidson	1	0	0	0	-1	0	0	0	Daniel Winnik	2	0	0	0	2	2	0	0
Matt Hendricks	1	0	0	0	0	0	0	0	Riley Barber	1	0	0	0	0	0	0	0
Juhar Khaira	1	0	0	0	0	0	0	0	Brett Connolly	1	0	0	0	0	0	0	0
Anton Lander	1	0	0	0	0	0	0	0	Aaron Ness	1	0	0	0	0	0	0	0
Adam Larsson	1	0	0	0	1	0	0	0	Brooks Orpik	1	0	0	0	0	0	0	0
Darnell Nurse	1	0	0	0	1	0	0	0	T.J. Oshie	1	0	0	0	0	4	0	0
Iiro Pakarinen	1	0	0	0	0	0	0	0									
Tyler Pitlick	1	0	0	0	0	0	0	0									

OILERS GOALTENDERS	GP	MIN	W-L-OT	GA	SA	SV	GAA	SV%
Cam Talbot	2	118	1-1-0	3	60	57	1.53	.950

CAPITALS GOALTENDERS	GP	MIN	W-L-OT	GA	SA	SV	GAA	SV%
Braden Holtby	2	120	1-1-0	5	60	55	2.50	.917

GOALS BY PERIOD	1	2	3	OT	TOTAL	SHOTS BY PERIOD	1	2	3	OT	TOTAL
Oilers	0	3	2	0	5	Oilers	26	15	19	0	60
Capitals	1	0	2	0	3	Capitals	24	20	16	0	60

POWERPLAY	PPG	ATT	PCT.	PENALTY KILLING	PK	TSH	PCT.
Oilers	1	4	25.0	Oilers	5	5	100.0
Capitals	0	5	0.0	Capitals	3	4	75.0

**WINNIPEG JETS**

Bell MTS Place  
345 Graham Avenue  
Winnipeg, Manitoba, R3C 5S6

Phone 204/987-7825

FAX 204/926-5555

www.winnipegjets.com

Twitter @NHLJETS

Capacity: 15,294

**2017-18 GAMES VS WINNIPEG**

At Edmonton – October 9, December 31

At Winnipeg – December 27

**CLUB DIRECTORY**

Executive Chairman & Governor .....	Mark Chipman
Executive VP & General Manager .....	Kevin Cheveldayoff
Senior VP & Assistant General Manager .....	Craig Heisinger
VP & Assistant General Manager .....	Larry Simmons
Head Coach .....	Paul Maurice
Assistant Coaches .....	Charlie Huddy, Jamie Kompon, Todd
Woodcroft Goaltending Coach .....	Wade Flaherty
Video Coach .....	Matt Prefontaine
Senior Director, Hockey Communications .....	Scott Brown
Manager, Hockey Communications .....	Greger Buer
Coordinator, Hockey Communications .....	Scott Unger

**EDMONTON OILERS VS WINNIPEG JETS****YEARLY RECORD 1999-00 TO 2016-17**

SEASON											AT EDMONTON						AT WINNIPEG					
	GP	W	L	T	OTL	GF	GA	PTS	PCT.		W	L	T	OTL	GF	GA	W	L	T	OTL	GF	GA
1999-00	2	2	0	0	0	8	4	4	1.000		1	0	0	0	5	4	1	0	0	0	3	0
2000-01	1	0	1	0	0	1	3	0	0.000		0	1	0	0	1	3	0	0	0	0	0	0
2001-02	1	0	1	0	0	2	3	0	0.000		0	0	0	0	0	0	0	1	0	0	2	3
2002-03	2	1	0	1	0	6	3	3	0.750		0	0	1	0	3	3	1	0	0	0	3	0
2003-04	1	1	0	0	0	5	1	2	1.000		1	0	0	0	5	1	0	0	0	0	0	0
2004-05	DID NOT PLAY																					
2005-06	DID NOT PLAY																					
2006-07	1	1	0	0	0	5	1	2	1.000		1	0	0	0	5	1	0	0	0	0	0	0
2007-08	1	1	0	0	0	4	2	2	1.000		0	0	0	0	0	0	1	0	0	0	4	2
2008-09	1	0	0	0	1	3	4	1	0.500		0	0	0	1	3	4	0	0	0	0	0	0
2009-10	1	0	1	0	0	2	3	0	0.000		0	0	0	0	0	0	0	1	0	0	2	3
2010-11	1	1	0	0	0	5	3	2	1.000		1	0	0	0	5	3	0	0	0	0	0	0
2011-12	1	1	0	0	0	5	3	2	1.000		0	0	0	0	0	0	1	0	0	0	5	3
2012-13	DID NOT PLAY																					
2013-14	3	1	1	0	1	12	10	3	0.500		1	1	0	0	10	7	0	0	0	1	2	3
2014-15	3	0	1	0	2	7	12	2	0.333		0	1	0	0	1	4	0	0	0	2	6	8
2015-16	3	2	0	0	1	6	4	5	0.833		1	0	0	1	4	3	1	0	0	0	2	1
2016-17	3	3	0	0	0	12	5	6	1.000		1	0	0	0	3	2	2	0	0	0	9	3
1979-2017	25	14	5	1	5	83	61	34	0.680		7	3	1	2	45	35	7	2	0	3	38	26
WPG 2011-2017	13	7	2	0	4	42	34	18	0.692		3	2	0	1	18	16	4	0	0	3	24	18
ATL 1999-2011*	12	7	3	1	1	41	27	16	0.667		4	1	1	1	27	19	3	2	0	0	14	8

\* Franchise located in Atlanta from 1999-00 to 2010-11. Moved to Winnipeg for 2011-12 season.



## EDMONTON OILERS VS WINNIPEG JETS

## 2016-17 RESULTS &amp; STATISTICS

\* Overtime \*\* Shootout

AT EDMONTON	SCORE	WINNING GOAL	AT WINNIPEG	SCORE	WINNING GOAL
11 Dec '16	WPG 2 @ EDM 3	Mark Letestu	01 Dec '16 23 Oct '16	EDM 6 @ WPG 3 EDM 3 @ WPG 0	Patrick Maroon Mark Letestu

OILERS	GP	G	A	P	+/-	PIM	PP	SH	JETS	GP	G	A	P	+/-	PIM	PP	SH
Mark Letestu	3	5	1	6	3	0	3	1	Patrik Laine	3	2	0	2	-5	0	2	0
Connor McDavid	3	0	5	5	0	2	0	0	Bryan Little	2	1	1	2	0	0	0	0
Leon Draisaitl	3	2	1	3	1	0	1	0	Blake Wheeler	3	0	2	2	-1	0	0	0
Zack Kassian	3	1	2	3	2	7	0	0	Mathieu Perreault	3	1	0	1	-3	4	0	0
Milan Lucic	3	0	3	3	0	2	0	0	Chris Thorburn	2	1	0	1	1	12	0	0
Patrick Maroon	3	1	1	2	2	5	0	0	Dustin Byfuglien	3	0	1	1	-4	0	0	0
Benoit Pouliot	3	1	1	2	2	2	0	0	Nikolaj Ehlers	3	0	1	1	-3	2	0	0
Ryan Nugent-Hopkins	3	0	2	2	2	2	0	0	Toby Enstrom	3	0	1	1	-1	0	0	0
Andrej Sekera	3	0	2	2	4	2	0	0	Drew Stafford	3	0	1	1	0	2	0	0
Oscar Klefbom	3	1	0	1	1	0	0	0	Marko Dano	2	0	1	1	0	2	0	0
Darnell Nurse	2	1	0	1	3	2	0	0	Jacob Trouba	2	0	1	1	0	2	0	0
Adam Larsson	3	0	1	1	3	2	0	0	Ben Chiarot	3	0	0	0	0	0	0	0
Tyler Pitlick	3	0	1	1	1	0	0	0	Adam Lowry	3	0	0	0	-2	0	0	0
Jordan Eberle	3	0	0	0	1	0	0	0	Josh Morrissey	3	0	0	0	-2	0	0	0
Kris Russell	3	0	0	0	1	2	0	0	Paul Postma	3	0	0	0	-1	2	0	0
Matt Benning	2	0	0	0	-1	0	0	0	Mark Scheifele	3	0	0	0	-4	0	0	0
Drake Caggiula	2	0	0	0	-1	2	0	0	Brandon Tanev	3	0	0	0	0	0	0	0
Anton Slepyshev	2	0	0	0	-1	0	0	0	Andrew Copp	2	0	0	0	1	0	0	0
Eric Gryba	1	0	0	0	0	0	0	0	Joel Armia	1	0	0	0	0	0	0	0
Anton Lander	1	0	0	0	1	0	0	0	Alexander Burmistrov	1	0	0	0	0	0	0	0
Jesse Puljujarvi	1	0	0	0	0	0	0	0	Kyle Connor	1	0	0	0	-1	0	0	0
Dillon Simpson	1	0	0	0	0	2	0	0	Shawn Matthias	1	0	0	0	0	0	0	0
									Tyler Myers	1	0	0	0	0	2	0	0

OILERS GOALTENDERS	GP	MIN	W-L-OT	GA	SA	SV	GAA	SV%
Cam Talbot	3	180	3-0-0	5	87	82	1.67	.943
JETS GOALTENDERS	GP	MIN	W-L-OT	GA	SA	SV	GAA	SV%
Michael Hutchinson	1	12	0-0-0	0	4	4	0.00	1.000
Connor Hellebuyck	3	161	0-3-0	12	91	79	4.47	.868

GOALS BY PERIOD	1	2	3	OT	TOTAL	SHOTS BY PERIOD	1	2	3	OT	TOTAL
Oilers	1	7	4	0	12	Oilers	31	32	33	0	96
Jets	3	1	1	0	5	Jets	25	32	30	0	87

POWERPLAY	PPG	ATT	PCT.	PENALTY KILLING	PK	TSH	PCT.
Oilers	4	9	44.4	Oilers	8	10	80.0
Jets	2	10	20.0	Jets	5	9	55.6

**VEGAS GOLDEN KNIGHTS**

T-Mobile Arena  
3780 S. Las Vegas Blvd.  
Las Vegas, NV 89158

Phone 702/790-2663  
Ticket Information 702/645-4259  
[www.vegasgoldenknights.com](http://www.vegasgoldenknights.com)  
Capacity: 17,500

**2017-18 GAMES VS LAS VEGAS**

At Edmonton – November 14, April 5

At Las Vegas – January 13, February 15

**CLUB DIRECTORY**



---

Chairman, CEO and Governor.....	Bill Foley
President, General Manager, Alt. Governor.....	George McPhee
Executive Vice President, Assistant GM.....	Kelly McCrimmon
Senior Vice President.....	Murray Craven
Head Coach.....	Gerard Gallant
Assistant Coaches.....	Mike Kelly, Ryan Craig, Ryan McGill
Video Coach .....	Tommy Cruz
Goaltending Coach/Director of Goaltending .....	David Prior
Vice President of Communications & Content.....	Eric Tosi
Director of Communications .....	Sage Sammons

---



EDMONTON OILERS  
RECORDS



## THE EDMONTON OILERS


### BRINGING PROFESSIONAL HOCKEY TO NORTHERN ALBERTA SINCE 1972

The Alberta Oilers joined the World Hockey Association (WHA) in 1972, playing out of the Edmonton Gardens with Al Hamilton as captain. The name changed to the Edmonton Oilers the next season. The name 'Oilers' was a popular nickname for the junior Oil Kings, which were previously owned by the team's original owner, Bill Hunter. Hunter made the nickname the official name of his professional team.

The Oilers joined the National Hockey League (NHL) for the 1979-80 season, with a young Wayne Gretzky beginning his historic career. Five seasons later, they captured their first of five Stanley Cups and provided fans with some of the most exciting hockey ever played.

The Oilers returned to the Stanley Cup finals in 2006, falling in Game 7 against the Carolina Hurricanes. The team won the NHL draft lottery in 2015, selecting forward Connor McDavid first overall.

In 2016-17, the Oilers reached Game 7 of Round 2 of the Stanley Cup playoffs, the team's inaugural season playing in Rogers Place.





# OILERS RECORDS

## EDMONTON OILERS YEARLY RECORD - 1979-80 TO 2016-17

SEASON	GP	W	L	T	OTL	GF	GA	PTS	PCT.	NHL RANK	FINISHED	PLAYOFF RESULT
1979-80	80	28	39	13	0	301	322	69	0.431	16	4th - Smythe	Lost Preliminary Round
1980-81	80	29	35	16	0	328	327	74	0.463	14	4th - Smythe	Lost Quarter-Final
1981-82	80	48	17	15	0	417	295	111	0.694	2	1st - Smythe	Lost Division Semi-Final
1982-83	80	47	21	12	0	424	315	106	0.663	3	1st - Smythe	Lost Stanley Cup Final
1983-84	80	57	18	5	0	446	314	119	0.744	1	1st - Smythe	WON STANLEY CUP
1984-85	80	49	20	11	0	401	298	109	0.681	2	1st - Smythe	WON STANLEY CUP
1985-86	80	56	17	7	0	426	310	119	0.744	1	1st - Smythe	Lost Division Semi-Final
1986-87	80	50	24	6	0	372	284	106	0.663	1	1st - Smythe	WON STANLEY CUP
1987-88	80	44	25	11	0	363	288	99	0.619	3	2nd - Smythe	WON STANLEY CUP
1988-89	80	38	34	8	0	325	306	84	0.525	7	3rd - Smythe	Lost Division Semi-Final
1989-90	80	38	28	14	0	315	283	90	0.563	5	2nd - Smythe	WON STANLEY CUP
1990-91	80	37	37	6	0	272	272	80	0.500	11	3rd - Smythe	Lost Conference Final
1991-92	80	36	34	10	0	295	297	82	0.513	12	3rd - Smythe	Lost Conference Final
1992-93	84	26	50	8	0	242	337	60	0.357	20	5th - Smythe	Out of Playoffs
1993-94	84	25	45	14	0	261	305	64	0.381	23	6th - Pacific	Out of Playoffs
1994-95	48	17	27	4	0	136	183	38	0.396	22	5th - Pacific	Out of Playoffs
1995-96	82	30	44	8	0	240	304	68	0.415	21	5th - Pacific	Out of Playoffs
1996-97	82	36	37	9	0	252	247	81	0.494	13	3rd - Pacific	Lost Conference Semi-Final
1997-98	82	35	37	10	0	215	224	80	0.488	15	3rd - Pacific	Lost Conference Semi-Final
1998-99	82	33	37	12	0	230	226	78	0.476	16	2nd - Northwest	Lost Conference Quarter-Final
1999-00	82	32	26	16	8	226	212	88	0.537	14	2nd - Northwest	Lost Conference Quarter-Final
2000-01	82	39	28	12	3	243	222	93	0.567	12	2nd - Northwest	Lost Conference Quarter-Final
2001-02	82	38	28	12	4	205	182	92	0.561	15	3rd - Northwest	Out of Playoff
2002-03	82	36	26	11	9	231	230	92	0.561	14	4th - Northwest	Lost Conference Quarter-Final
2003-04	82	36	29	12	5	221	208	89	0.543	17	4th - Northwest	Out of Playoffs
2004-05	SEASON CANCELLED - NHL LOCKOUT											
2005-06	82	41	28	0	13	256	251	95	0.579	14	3rd - Northwest	Lost Stanley Cup Final
2006-07	82	32	43	0	7	195	248	71	0.433	25	5th - Northwest	Out of Playoffs
2007-08	82	41	35	0	6	235	251	88	0.537	19	4th - Northwest	Out of Playoffs
2008-09	82	38	35	0	9	234	248	85	0.518	21	4th - Northwest	Out of Playoffs
2009-10	82	27	47	0	8	214	284	62	0.378	30	5th - Northwest	Out of Playoffs
2010-11	82	25	45	0	12	193	269	62	0.378	30	5th - Northwest	Out of Playoffs
2011-12	82	32	40	0	10	212	239	74	0.451	29	5th - Northwest	Out of Playoffs
2012-13	48	19	22	0	7	125	134	45	0.469	24	3rd - Northwest	Out of Playoffs
2013-14	82	29	44	0	9	203	270	67	0.409	28	5th - Pacific	Out of Playoffs
2014-15	82	24	44	0	14	198	283	62	0.378	28	6th - Pacific	Out of Playoffs
2015-16	82	31	43	0	8	203	245	70	0.427	29	7th - Pacific	Out of Playoffs
2016-17	82	47	26	0	9	247	212	103	0.628	8	2nd - Pacific	Lost Conference Semi-Final
TOTALS	2944	1326	1215	262	141	9902	9725	3055	0.519			5 STANLEY CUPS

## EDMONTON OILERS YEARLY HOME RECORD - 1979-80 TO 2016-17

SEASON	GP	W	L	T	OTL	GF	GA	PTS	PCT.	NHL RANK
1979-80	40	17	14	9	0	165	145	43	0.538	15
1980-81	40	17	13	10	0	178	151	44	0.550	14
1981-82	40	31	5	4	0	244	138	66	0.825	2
1982-83	40	25	9	6	0	212	148	56	0.700	7
1983-84	40	31	5	4	0	241	135	66	0.825	1
1984-85	40	26	7	7	0	207	136	59	0.738	2
1985-86	40	32	6	2	0	228	141	66	0.825	2
1986-87	40	29	6	5	0	199	124	63	0.788	1
1987-88	40	28	8	4	0	197	126	60	0.750	1
1988-89	40	21	16	3	0	172	150	45	0.563	10
1989-90	40	23	11	6	0	165	130	52	0.650	5*
1990-91	40	22	15	3	0	134	119	47	0.588	10
1991-92	40	22	13	5	0	151	121	49	0.613	11*
1992-93	42	16	21	5	0	132	151	37	0.440	20
1993-94	42	17	22	3	0	147	147	37	0.440	21
1994-95	24	11	12	1	0	69	84	23	0.479	19
1995-96	41	15	21	5	0	118	143	35	0.427	23
1996-97	41	21	16	4	0	124	117	46	0.561	12
1997-98	41	17	16	5	0	103	103	45	0.549	11
1998-99	41	17	19	5	0	113	112	39	0.476	20
1999-00	41	18	11	9	3	118	92	48	0.585	15
2000-01	41	23	9	7	2	124	94	55	0.671	9
2001-02	41	23	14	4	0	110	84	50	0.610	11
2002-03	41	20	12	5	4	111	105	49	0.598	15
2003-04	41	22	12	4	3	123	102	51	0.622	11
2004-05	SEASON CANCELLED - NHL LOCKOUT									
2005-06	41	20	15	0	6	130	128	46	0.561	23
2006-07	41	19	19	0	3	114	127	41	0.500	22
2007-08	41	23	17	0	1	123	113	47	0.573	18
2008-09	41	18	17	0	6	109	114	42	0.512	25
2009-10	41	18	19	0	4	119	135	40	0.488	30
2010-11	41	13	22	0	8	91	132	32	0.390	30
2011-12	41	18	17	0	6	108	113	42	0.512	29
2012-13	24	9	17	0	4	61	71	22	0.458	28
2013-14	41	16	22	0	3	106	135	33	0.402	28
2014-15	41	15	23	0	3	96	125	33	0.402	29
2015-16	41	11	20	0	2	109	114	40	0.488	25
2016-17	41	25	12	0	4	120	100	54	0.659	10
TOTALS	1472	760	527	125	60	5171	4497	1705	0.579	





## EDMONTON OILERS YEARLY AWAY RECORD - 1979-80 TO 2016-17

SEASON	GP	W	L	T	OTL	GF	GA	PTS	PCT.	NHL RANK
1979-80	40	11	25	4	0	136	177	26	0.325	15
1980-81	40	12	22	6	0	150	176	30	0.375	15
1981-82	40	17	12	11	0	173	157	45	0.563	4
1982-83	40	22	12	6	0	212	167	50	0.625	1
1983-84	40	26	13	1	0	205	179	53	0.663	1
1984-85	40	23	13	4	0	194	162	50	0.625	1
1985-86	40	24	11	5	0	198	169	53	0.663	1
1986-87	40	21	18	1	0	173	160	43	0.538	1
1987-88	40	16	17	7	0	166	162	39	0.488	7
1988-89	40	17	18	5	0	153	156	39	0.488	4
1989-90	40	15	17	8	0	150	153	38	0.475	4*
1990-91	40	15	22	3	0	138	153	33	0.413	12
1991-92	40	14	21	5	0	144	176	33	0.413	11
1992-93	42	10	29	3	0	110	186	23	0.274	22
1993-94	42	8	23	11	0	114	158	27	0.321	23
1994-95	24	6	15	3	0	67	99	15	0.313	22
1995-96	41	15	23	3	0	122	161	33	0.402	17
1996-97	41	15	21	5	0	128	130	35	0.427	15
1997-98	41	15	21	5	0	112	121	35	0.427	18
1998-99	41	16	18	7	0	117	114	39	0.476	8
1999-00	41	14	15	7	5	108	118	40	0.488	15
2000-01	41	16	19	5	1	119	130	38	0.463	18
2001-02	41	15	14	8	4	95	98	42	0.512	14
2002-03	41	16	14	6	5	120	125	43	0.524	10
2003-04	41	14	17	8	2	98	106	38	0.463	15
2004-05	SEASON CANCELLED - NHL LOCKOUT									
2005-06	41	21	13	0	7	126	123	49	0.598	6
2006-07	41	13	24	0	4	81	121	30	0.366	26
2007-08	41	18	18	0	5	112	136	41	0.500	18
2008-09	41	20	18	0	3	125	134	43	0.524	12
2009-10	41	9	28	0	4	95	152	22	0.268	30
2010-11	41	12	23	0	6	102	144	30	0.366	30
2011-12	41	14	23	0	4	104	126	32	0.390	29
2012-13	24	10	11	0	3	64	63	23	0.479	18
2013-14	41	13	22	0	6	97	135	32	0.390	28
2014-15	41	9	21	0	11	102	158	29	0.354	29
2015-16	41	12	23	0	6	94	131	30	0.366	29
2016-17	41	22	14	0	5	127	112	49	0.598	7
<b>TOTALS</b>	<b>1472</b>	<b>566</b>	<b>688</b>	<b>137</b>	<b>81</b>	<b>4731</b>	<b>5228</b>	<b>1350</b>	<b>0.459</b>	

## EDMONTON OILERS VS OPPONENTS — OVERALL 1979-80 TO 2016-17

OPPONENT	SEASONS	GP	A	L	T	OTL	GF	GA	PTS	PCT.
Anaheim	1993-2017	101	44	50	2	5	241	272	95	0.470
Arizona	1996-2017	83	39	28	3	13	264	262	94	0.566
Boston	1979-2017	73	22	42	6	3	212	270	53	0.363
Buffalo	1979-2017	73	39	22	10	2	263	231	90	0.616
Calgary	1980-2017	229	96	107	18	8	746	794	218	0.476
Carolina	1997-2017	25	10	11	4	0	62	77	24	0.480
Chicago	1979-2017	132	55	62	12	3	443	465	125	0.473
Colorado	1995-2017	114	46	52	6	10	328	368	108	0.474
Columbus	2000-2017	55	31	14	3	7	192	145	72	0.655
Dallas	1993-2017	87	21	53	4	9	216	293	55	0.316
Detroit	1979-2017	127	50	57	13	7	410	458	120	0.472
Florida	1993-2017	30	17	10	3	0	90	71	37	0.617
Los Angeles	1979-2017	204	92	79	30	3	777	728	217	0.532
Minnesota	2000-2017	85	31	40	4	10	187	233	76	0.447
Montreal	1979-2017	83	39	37	4	3	269	269	85	0.512
Nashville	1998-2016	68	26	33	3	6	185	193	61	0.449
New Jersey	1982-2017	62	30	19	7	6	211	193	73	0.589
NY Islanders	1979-2017	74	30	29	14	1	251	254	75	0.507
NY Rangers	1979-2017	72	32	29	9	2	248	253	75	0.521
Ottawa	1992-2017	39	17	15	4	3	114	109	41	0.526
Philadelphia	1979-2017	73	32	32	8	1	230	251	73	0.500
Pittsburgh	1979-2017	74	38	30	4	2	308	259	82	0.554
San Jose	1991-2017	115	51	45	12	7	337	336	121	0.526
St. Louis	1979-2017	131	56	60	11	4	421	437	127	0.485
Tampa Bay	1992-2017	35	19	13	2	1	101	97	41	0.586
Toronto	1979-2017	98	43	43	8	4	381	354	98	0.500
Vancouver	1979-2017	236	119	83	19	15	866	765	272	0.576
Vegas	2017 -	0	0	0	0	0	0	0	0	0.000
Washington	1979-2017	72	30	35	6	1	250	251	67	0.465
Winnipeg	2011-2017	13	7	2	0	4	42	34	18	0.692
* Winnipeg (1)	1979-1995	111	64	39	8	0	507	420	136	0.613
* Atlanta Flames	1979-1980	4	1	2	1	0	15	20	3	0.375
* Hartford	1979-1997	49	28	13	8	0	196	173	64	0.653
* Quebec	1979-1995	44	30	12	2	0	232	154	62	0.705
* Minnesota North Stars	1979-1993	45	27	7	11	0	200	150	65	0.722
* Colorado Rockies	1979-1982	16	7	7	2	0	66	59	16	0.500
* Atlanta Thrashers	1999-2011	12	7	3	1	1	41	27	16	0.667
<b>TOTALS</b>		<b>2944</b>	<b>1326</b>	<b>1215</b>	<b>262</b>	<b>141</b>	<b>9902</b>	<b>9725</b>	<b>3055</b>	<b>0.519</b>

**EDMONTON OILERS VS OPPONENTS - ALL-TIME HOME 1979-80 TO 2016-17**

OPPONENT	SEASONS	GP	A	L	T	OTL	GF	GA	PTS	PCT.
Anaheim	1993-2017	50	25	21	0	4	113	125	54	0.540
Arizona	1996-2017	42	22	14	2	4	136	123	50	0.595
Boston	1979-2017	36	14	17	3	2	120	119	33	0.458
Buffalo	1979-2017	36	23	10	3	0	135	104	49	0.681
Calgary	1980-2017	115	56	44	9	6	385	365	127	0.552
Carolina	1997-2017	13	7	4	2	0	41	36	16	0.615
Chicago	1979-2017	66	31	29	5	1	229	219	68	0.515
Colorado	1995-2017	56	24	23	4	5	165	177	57	0.509
Columbus	2000-2017	27	20	5	0	2	102	62	42	0.778
Dallas	1993-2017	43	13	22	2	7	124	142	35	0.407
Detroit	1979-2017	63	29	22	10	2	225	218	70	0.556
Florida	1993-2017	14	8	5	1	0	42	31	17	0.607
Los Angeles	1979-2017	103	50	38	15	0	404	345	115	0.558
Minnesota	2000-2017	43	16	20	3	4	94	112	39	0.453
Montreal	1979-2017	44	24	20	0	0	148	137	48	0.545
Nashville	1998-2016	33	14	15	0	4	87	96	32	0.485
New Jersey	1982-2017	30	13	10	5	2	114	100	33	0.550
NY Islanders	1979-2017	36	22	9	5	0	128	99	49	0.681
NY Rangers	1979-2017	35	15	17	3	0	116	115	33	0.471
Ottawa	1992-2017	20	8	9	2	1	57	59	19	0.475
Philadelphia	1979-2017	35	20	8	6	1	124	99	47	0.671
Pittsburgh	1979-2017	37	24	11	1	1	161	116	50	0.676
San Jose	1991-2017	58	29	20	7	2	171	149	67	0.578
St. Louis	1979-2017	65	31	28	4	2	211	214	68	0.523
Tampa Bay	1992-2017	17	12	5	0	0	49	40	24	0.706
Toronto	1979-2017	52	26	18	6	2	200	166	60	0.577
Vancouver	1979-2017	118	68	37	7	6	459	351	149	0.631
Vegas	2017 -	0	0	0	0	0	0	0	0	0.000
Washington	1979-2017	36	19	13	4	0	140	110	42	0.583
Winnipeg	2011-2017	6	3	2	0	1	18	16	7	0.583
* Winnipeg (1)	1979-1995	56	35	17	4	0	256	189	74	0.661
* Atlanta Flames	1979-1980	2	0	1	1	0	7	9	1	0.250
* Hartford	1979-1997	25	18	4	3	0	105	73	39	0.780
* Quebec	1979-1995	22	17	5	0	0	125	66	34	0.773
* Minnesota North Stars	1979-1993	22	15	1	6	0	114	68	36	0.818
* Colorado Rockies	1979-1982	8	5	2	1	0	39	28	11	0.688
* Atlanta Thrashers	1999-2011	7	4	1	1	1	27	19	10	0.714
<b>TOTALS</b>		<b>1471</b>	<b>760</b>	<b>527</b>	<b>125</b>	<b>60</b>	<b>5171</b>	<b>4497</b>	<b>1705</b>	<b>0.560</b>

**EDMONTON OILERS VS OPPONENTS - ALL-TIME AWAY 1979-80 TO 2016-17**

OPPONENT	SEASONS	GP	A	L	T	OTL	GF	GA	PTS	PCT.
Anaheim	1993-2017	51	19	29	2	1	128	147	41	0.402
Arizona	1996-2017	41	17	14	1	9	128	139	44	0.537
Boston	1979-2017	37	8	25	3	1	92	151	20	0.270
Buffalo	1979-2017	37	16	12	7	2	128	127	41	0.554
Calgary	1980-2017	114	40	63	9	2	361	429	91	0.399
Carolina	1997-2017	12	3	7	2	0	21	41	8	0.333
Chicago	1979-2017	66	24	33	7	2	214	246	57	0.432
Colorado	1995-2017	58	22	29	2	5	163	191	51	0.440
Columbus	2000-2017	28	11	9	3	5	90	83	30	0.536
Dallas	1993-2017	44	8	31	2	2	92	151	20	0.227
Detroit	1979-2017	64	21	35	3	5	185	240	50	0.391
Florida	1993-2017	16	9	5	2	0	48	40	20	0.625
Los Angeles	1979-2017	101	42	41	15	3	373	383	102	0.505
Minnesota	2000-2017	42	15	20	1	6	93	121	37	0.440
Montreal	1979-2017	39	15	17	4	3	121	132	37	0.474
Nashville	1998-2016	35	12	18	3	2	98	97	29	0.414
New Jersey	1982-2017	32	17	9	2	4	97	93	40	0.625
NY Islanders	1979-2017	38	8	20	9	1	123	155	26	0.342
NY Rangers	1979-2017	37	17	12	6	2	132	138	42	0.568
Ottawa	1992-2017	19	9	6	2	2	57	50	22	0.579
Philadelphia	1979-2017	38	12	24	2	0	106	152	26	0.342
Pittsburgh	1979-2017	37	14	19	3	1	147	143	32	0.432
San Jose	1991-2017	57	22	25	5	5	166	187	54	0.474
St. Louis	1979-2017	66	25	32	7	2	210	223	59	0.447
Tampa Bay	1992-2017	18	7	8	2	1	52	57	17	0.472
Toronto	1979-2017	46	17	25	2	2	181	188	38	0.413
Vancouver	1979-2017	118	51	46	12	9	407	414	123	0.521
Vegas	2017 -	0	0	0	0	0	0	0	0	0.000
Washington	1979-2017	36	11	22	2	1	110	141	25	0.347
Winnipeg	2011-2017	7	4	0	0	3	24	18	11	0.786
* Winnipeg (1)	1979-1995	55	29	22	4	0	251	231	62	0.564
* Atlanta Flames	1979-1980	2	1	1	0	0	8	11	2	0.500
* Hartford	1979-1997	24	10	9	5	0	91	100	25	0.521
* Quebec	1979-1995	22	13	7	2	0	107	88	28	0.636
* Minnesota North Stars	1979-1993	23	12	6	5	0	86	82	29	0.630
* Colorado Rockies	1979-1982	8	2	5	1	0	27	31	5	0.313
* Atlanta Thrashers	1999-2011	5	3	2	0	0	14	8	6	0.600
<b>TOTALS</b>		<b>1473</b>	<b>566</b>	<b>688</b>	<b>137</b>	<b>81</b>	<b>4731</b>	<b>5228</b>	<b>1350</b>	<b>0.458</b>



## EDMONTON OILERS MONTHLY REGULAR SEASON RECORD - 1979-80 TO 2016-17

SEASON	OCT GP-W-L-T-OTL	NOV GP-W-L-T-OTL	DEC GP-W-L-T-OTL	JAN GP-W-L-T-OTL	FEB GP-W-L-T-OTL	MAR GP-W-L-T-OTL	APR GP-W-L-T-OTL	MAY GP-W-L-T-OTL	TOTAL GP-W-L-T-OTL
1979-80	10-1-5-4-0	13-4-7-2-0	12-4-7-1-0	15-6-6-3-0	14-5-7-2-0	13-7-6-0-0	3-1-1-1-0	0-0-0-0-0	80-28-39-13-0
1980-81	9-2-4-3-0	14-4-8-2-0	12-2-9-1-0	14-8-4-2-0	14-5-7-2-0	14-6-3-5-0	3-2-0-1-0	0-0-0-0-0	80-29-35-16-0
1981-82	13-9-4-0-0	13-8-2-3-0	14-8-3-3-0	15-8-3-4-0	11-9-1-1-0	13-5-4-4-0	1-1-0-0-0	0-0-0-0-0	80-48-17-15-0
1982-83	13-4-6-3-0	13-7-3-3-0	13-8-3-2-0	15-10-3-2-0	11-6-4-1-0	13-11-2-0-0	2-1-0-1-0	0-0-0-0-0	80-47-21-12-0
1983-84	12-9-2-1-0	14-10-2-2-0	13-9-3-1-0	13-10-2-1-0	15-9-6-0-0	13-10-3-0-0	0-0-0-0-0	0-0-0-0-0	80-57-18-5-0
1984-85	10-8-0-2-0	14-10-3-1-0	12-7-4-1-0	15-11-2-2-0	12-7-4-1-0	14-5-6-3-0	3-1-1-1-0	0-0-0-0-0	80-49-20-11-0
1985-86	9-8-1-0-0	14-8-3-3-0	14-10-3-1-0	15-10-4-1-0	11-7-3-1-0	14-11-2-1-0	3-2-1-0-0	0-0-0-0-0	80-56-17-7-0
1986-87	12-8-4-0-0	13-6-6-1-0	13-10-2-1-0	14-10-2-2-0	11-4-6-1-0	15-11-4-0-0	2-1-0-1-0	0-0-0-0-0	80-50-24-6-0
1987-88	11-6-5-0-0	13-8-3-2-0	14-9-4-1-0	15-6-5-4-0	11-6-4-1-0	14-8-4-2-0	2-1-0-1-0	0-0-0-0-0	80-44-25-11-0
1988-89	11-5-4-2-0	15-10-4-1-0	12-5-6-1-0	15-5-8-2-0	12-7-5-0-0	14-6-6-2-0	1-0-1-0-0	0-0-0-0-0	80-38-34-8-0
1989-90	12-4-5-3-0	15-8-5-2-0	13-9-2-2-0	13-5-5-3-0	13-5-6-2-0	13-6-5-2-0	1-1-0-0-0	0-0-0-0-0	80-38-28-14-0
1990-91	11-2-7-2-0	12-5-7-0-0	14-11-3-0-0	13-7-5-1-0	14-5-8-1-0	16-7-7-2-0	0-0-0-0-0	0-0-0-0-0	80-37-37-6-0
1991-92	13-5-6-2-0	12-3-7-2-0	14-7-5-2-0	14-5-8-1-0	12-9-3-0-0	13-6-4-3-0	2-1-1-0-0	0-0-0-0-0	80-36-34-10-0
1992-93	12-3-8-1-0	12-5-4-3-0	15-5-9-1-0	14-5-6-3-0	12-5-7-0-0	13-3-10-0-0	6-0-6-0-0	0-0-0-0-0	84-26-50-8-0
1993-94	13-2-10-1-0	13-2-9-2-0	14-7-5-2-0	12-2-7-3-0	13-4-7-2-0	12-5-5-2-0	7-3-2-2-0	0-0-0-0-0	84-25-45-14-0
1994-95	0-0-0-0-0	0-0-0-0-0	0-0-0-0-0	6-2-4-0-0	13-5-6-2-0	13-5-7-1-0	14-5-8-1-0	2-0-2-0-0	48-17-27-4-0
1995-96	10-4-5-1-0	14-3-7-4-0	15-6-8-1-0	11-5-6-0-0	12-4-7-1-0	14-7-6-1-0	6-1-5-0-0	0-0-0-0-0	82-30-44-8-0
1996-97	12-7-5-0-0	14-6-7-1-0	14-4-7-3-0	12-8-3-1-0	12-4-6-2-0	13-6-7-0-0	5-1-2-2-0	0-0-0-0-0	82-36-37-9-0
1997-98	12-5-6-1-0	15-3-7-5-0	13-3-7-3-0	13-7-5-1-0	7-3-4-0-0	14-8-6-0-0	8-6-2-0-0	0-0-0-0-0	82-35-37-10-0
1998-99	9-5-4-0-0	13-7-5-1-0	13-8-8-2-0	11-4-3-4-0	14-4-8-2-0	14-5-7-2-0	8-5-2-1-0	0-0-0-0-0	82-33-37-12-0
1999-00	11-4-3-2-2	12-2-5-4-1	15-4-3-2	14-5-3-4-2	13-8-2-2-1	12-4-7-1-0	5-3-2-0-0	0-0-0-0-0	82-32-26-16-8
2000-01	13-6-5-2-0	14-8-5-1-0	13-4-5-3-1	15-7-6-2-0	10-5-3-1-1	13-8-3-1-1	4-1-1-2-0	0-0-0-0-0	82-39-28-12-3
2001-02	14-9-4-1-0	13-7-3-2-1	15-6-6-3-1	14-4-7-3-0	6-1-4-1-0	14-9-2-2-1	6-3-2-0-1	0-0-0-0-0	82-38-28-11-4
2002-03	9-2-4-1-0	15-9-4-2-0	14-6-5-0-3	14-7-3-2-2	12-2-7-1-2	16-10-2-3-1	2-0-1-1-0	0-0-0-0-0	82-36-26-11-9
2003-04	9-4-5-0-0	15-6-6-3-0	13-3-6-4-0	16-7-7-1-1	12-6-3-2-1	16-10-1-2-3	1-0-1-0-0	0-0-0-0-0	82-36-29-12-5
2004-05	SEASON CANCELLED - NHL LOCKOUT								
2005-06	12-5-6-0-1	14-9-5-0-0	14-8-3-0-3	12-6-4-0-2	6-2-2-0-2	16-7-5-0-4	8-4-3-0-1	0-0-0-0-0	82-41-28-0-13
2006-07	11-7-4-0-0	13-6-5-0-2	14-5-9-0-0	13-7-4-0-2	13-5-6-0-2	14-1-12-0-1	4-1-3-0-0	0-0-0-0-0	82-32-43-0-7
2007-08	13-5-8-0-0	13-6-6-0-1	14-5-6-0-3	13-7-5-0-1	12-7-5-0-0	15-10-4-0-1	2-1-1-0-0	0-0-0-0-0	82-41-35-0-6
2008-09	9-4-4-0-1	14-6-7-0-1	13-7-5-0-1	12-8-4-0-0	14-6-6-0-2	15-5-6-0-4	5-2-3-0-0	0-0-0-0-0	82-38-35-0-9
2009-10	14-7-6-0-1	13-3-7-0-3	14-6-8-0-0	12-0-10-0-2	8-3-5-0-0	15-5-9-0-1	6-3-2-0-1	0-0-0-0-0	82-27-47-0-8
2010-11	9-3-4-0-2	14-4-8-0-2	13-5-5-0-3	13-3-9-0-1	14-5-9-0-0	14-3-8-0-3	5-2-2-0-1	0-0-0-0-0	82-25-45-0-12
2011-12	11-7-2-0-2	14-5-8-0-1	12-3-9-0-0	13-4-7-0-2	13-6-6-0-1	15-6-6-0-3	4-1-2-0-1	0-0-0-0-0	82-32-40-0-10
2012-13	0-0-0-0-0	0-0-0-0-0	0-0-0-0-0	7-4-2-0-1	12-4-5-0-3	15-6-6-0-3	14-5-9-0-0	0-0-0-0-0	48-19-22-0-7
2013-14	14-3-9-0-2	13-5-8-0-0	15-5-7-0-3	14-5-8-0-1	5-2-2-0-1	14-6-6-0-2	7-3-4-0-0	0-0-0-0-0	82-29-44-0-9
2014-15	10-4-5-0-1	14-2-9-0-3	14-2-8-0-4	12-5-6-0-1	13-5-7-0-1	13-5-5-0-3	6-1-4-0-1	0-0-0-0-0	82-24-44-0-14
2015-16	12-4-8-0-0	13-4-7-0-2	14-7-6-0-1	11-4-5-0-2	14-4-8-0-2	15-7-8-0-0	3-1-1-0-1	0-0-0-0-0	82-31-43-0-8
2016-17	9-7-2-0-0	15-5-8-0-2	14-7-2-0-5	14-9-4-0-1	12-6-6-0-0	13-9-3-0-1	5-4-1-0-0	0-0-0-0-0	82-47-26-0-9
TOTALS	394-178-170-33-13	475-204-200-52-19	475-211-192-42-30	484-226-185-52-21	433-190-195-29-19	517-249-197-39-32	164-68-74-15-7	2-0-2-0-0	2,944-1,326-1,215-262-141

## EDMONTON OILERS MONTHLY REGULAR SEASON RECORD - OVERALL

MONTH	GP	W	L	T	OTL	PCT.
OCTOBER	394	178	170	33	13	0.510
NOVEMBER	475	204	200	52	19	0.504
DECEMBER	475	211	192	42	30	0.520
JANUARY	484	226	185	52	21	0.542
FEBRUARY	433	190	195	29	19	0.494
MARCH	517	249	197	39	32	0.550
APRIL	164	68	74	15	7	0.482
MAY	2	0	2	0	0	0.000
TOTALS	2944	1326	1215	262	141	0.519

## EDMONTON OILERS MAN GAMES LOST DUE TO INJURY BY SEASON 1979-80 TO 2016-17

SEASON	GAMES LOST	SEASON	GAMES LOST	SEASON	GAMES LOST
1979-80	127	1993-94	182	2007-08	346
1980-81	189	1994-95	125	2008-09	225
1981-82	142	1995-96	167	2009-10	531
1982-83	30	1996-97	149	2010-11	286
1983-84	101	1997-98	216	2011-12	248
1984-85	100	1998-99	169	2012-13	114
1985-86	158	1999-00	182	2013-14	299
1986-87	110	2000-01	189	2014-15	260
1987-88	68	2001-02	93	2015-16	368
1988-89	188	2002-03	133	2016-17	355
1989-90	116	2003-04	187	TOTAL	6985
1990-91	114	2004-05	-	AVG/ SEASON (37)	189
1991-92	154	2005-06	134		
1992-93	144	2006-07	286		



## EDMONTON OILERS YEAR-BY-YEAR SPECIAL TEAMS (1979-80 TO 2016-17)

SEASON	POWER PLAY					PENALTY KILLING					PENALTY MINUTES				SHORTHANDED GOALS	
	GP	GF	OPP	PCT.	RANK	GA	OPP	PCT.	RANK	MINS	AVG.	BMI	RANK	F-A	RANK	
1979-80	80	61	282	21.6	11/21	74	315	76.5	14/21	1528	19.1	16	3/21	11-4	2/4	
1980-81	80	77	347	22.2	12/21	85	348	75.6	14/21	1544	19.3	18	14/21	13-7	4/4	
1981-82	80	86	341	25.2	4/21	67	371	81.9	1/21	1473	18.4	20	11/21	12-8	4/8	
1982-83	80	86	294	29.3	1/21	89	396	77.5	9/21	1771	22.1	28	2/21	22-6	1/2	
1983-84	80	81	318	25.5	2/21	77	386	80.1	6/21	1577	19.7	18	7/21	36-12	1/13	
1984-85	80	74	293	25.3	2/21	76	353	78.5	9/21	1567	19.6	12	7/21	25-5	1/1	
1985-86	80	78	295	26.4	1/21	77	409	81.2	3/21	1928	24.1	28	5/21	27-15	1/17	
1986-87	80	79	318	22.0	7/21	74	372	80.1	9/21	1721	21.5	26	14/21	28-8	1/5	
1987-88	80	88	402	21.9	7/21	86	447	80.8	7/21	2173	27.2	22	12/21	20-11	2/7	
1988-89	80	83	419	19.8	16/21	78	452	82.7	2/21	1931	24.1	20	11/21	27-17	1/19	
1989-90	80	84	407	20.6	12/21	82	417	80.3	10/21	2046	25.6	22	9/21	22-6	1/2	
1990-91	80	63	361	17.5	17/21	80	388	79.4	15/21	1823	22.8	22	14/21	13-4	6/1	
1991-92	80	68	366	18.6	14/22	93	423	78.0	20/22	1907	23.8	24	10/22	12-15	8/20	
1992-93	84	66	416	15.9	23/24	106	464	77.2	21/24	2027	24.1	14	6/24	17-10	6/5	
1993-94	84	74	402	18.4	15/26	78	401	80.5	20/26	1858	22.1	12	8/26	2-9	26/5	
1994-95	48	42	259	16.2	18/26	52	233	77.7	25/26	1183	24.6	12	2/26	8-8	4/21	
1995-96	82	72	452	15.9	20/26	80	417	80.8	18/26	1709	20.8	12	9/26	10-12	17/14	
1996-97	82	73	406	18.0	6/26	59	338	82.5	18/26	1368	16.7	18	19/26	9-13	16/22	
1997-98	82	77	483	15.9	12/26	66	406	83.7	22/26	1690	20.6	10	9/26	10-11	13/15	
1998-99	82	63	438	14.4	17/27	67	374	82.1	21/27	1373	16.7	12	11/26	8-10	8/18	
1999-00	82	53	336	15.8	17/28	54	369	85.4	10/28	1344	16.4	16	5/28	9-4	7/3	
2000-01	82	59	398	14.8	21/30	62	382	83.8	16/30	1287	15.7	10	13/30	13-4	5/2	
2001-02	82	51	333	15.3	16/30	50	348	85.6	12/30	1267	15.5	6	10/30	12-7	4/12	
2002-03	82	56	386	14.5	19/30	61	351	82.6	19/30	1203	14.7	16	13/30	13-8	1/14	
2003-04	82	44	338	13.0	29/30	66	349	81.1	27/30	1220	14.9	22	16/30	13-8	4/13	
2004-05	SEASON CANCELLED - NHL LOCKOUT															
2005-06	82	88	485	18.1	14/30	76	478	84.1	8/30	1204	14.7	22	19/30	15-5	4/1	
2006-07	82	53	373	14.2	27/30	59	382	84.6	8/30	1263	15.7	22	25/30	6-4	21/2	
2007-08	82	57	344	16.6	20/30	56	366	84.7	5/30	1175	14.3	26	19/30	7-10	16/21	
2008-09	82	60	354	17.0	21/30	76	338	77.5	27/30	1247	15.0	20	7/30	3-8	29/14	
2009-10	82	52	301	17.3	18/30	67	305	78.0	26/30	1115	13.8	9	20/30	6-5	18/10	
2010-11	82	44	304	14.5	27/30	82	321	77.0	29/30	1270	15.5	20	28/30	8-2	3/3	
2011-12	82	54	262	20.6	3/30	52	296	82.4	14/30	942	11.5	20	18/30	5-8	14/21	
2012-13	48	34	169	21.2	13/30	29	175	83.4	9/30	522	10.9	16	12/30	4-1	16/5	
2013-14	82	46	271	17.0	21/30	50	280	82.1	15/30	966	11.8	20	22/30	4-13	24/30	
2014-15	82	41	232	17.7	21/30	51	219	76.7	28/30	677	8.3	10	27/30	4-7	20/30	
2015-16	82	43	237	18.1	18/30	48	254	81.1	18/30	794	9.4	9	16/30	5-6	17/30	
2016-17	82	56	245	22.9	5/30	43	223	80.7	17/30	738	9.0	7	12/30	4-5	24/8	

## NOTE:

- Rank in penalty minutes is based on most to fewest PIM. For example, in 1979-80 the Oilers were the 3rd most penalized team in the NHL.
- Rank in shorthanded goals (SHG) is based on most SHG for and on fewest SHG against. For example, in 1979-80 the Oilers had the second most shorthanded goals for and the fourth fewest shorthanded goals against.



## EDMONTON OILERS OVERTIME RECORD – 1983-84 TO 2016-17

## YEAR-BY-YEAR

SEASON	HOME					AWAY					OVERALL					PCT.
	GP	W	L	T	SOL	GP	W	L	T	SOL	GP	W	L	T	SOL	
1983-84	5	1	0	4	—	4	3	0	1	—	9	4	0	5	—	0.722
1984-85	7	0	0	7	—	5	0	1	4	—	12	0	1	11	—	0.458
1985-86	6	3	1	2	—	8	2	1	5	—	14	5	2	7	—	0.607
1986-87	8	2	1	5	—	6	3	2	1	—	14	5	3	6	—	0.571
1987-88	5	0	1	4	—	11	3	1	7	—	16	3	2	11	—	0.531
1988-89	5	1	1	3	—	10	3	2	5	—	15	4	3	8	—	0.533
1989-90	10	3	1	6	—	10	2	0	8	—	20	5	1	14	—	0.600
1990-91	7	2	2	3	—	8	2	3	3	—	15	4	5	6	—	0.467
1991-92	5	0	0	5	—	7	0	2	5	—	12	0	2	10	—	0.417
1992-93	9	2	2	5	—	8	3	2	3	—	17	5	4	8	—	0.529
1993-94	7	0	4	3	—	14	1	2	11	—	21	1	6	14	—	0.381
1994-95	2	1	0	1	—	5	0	2	3	—	7	1	2	4	—	0.429
1995-96	8	2	1	5	—	6	2	1	3	—	14	4	2	8	—	0.571
1996-97	8	1	3	4	—	8	0	3	5	—	16	1	6	9	—	0.344
1997-98	6	0	1	5	—	9	3	1	5	—	15	3	2	10	—	0.533
1998-99	9	0	4	5	—	11	3	1	7	—	20	3	5	12	—	0.450
1999-00	13	1	3	9	—	15	3	5	7	—	28	4	8	16	—	0.429
2000-01	12	3	2	7	—	8	2	1	5	—	20	5	3	12	—	0.550
2001-02	6	2	0	4	—	13	1	4	8	—	19	3	4	12	—	0.474
2002-03	15	6	4	5	—	12	1	5	6	—	27	7	9	11	—	0.463
2003-04	12	5	3	4	—	11	1	2	8	—	23	6	5	12	—	0.522
2004-05	12	6	2	—	4	14	7	2	—	5	26	13	4	—	9	0.673
2005-06	5	2	2	—	1	6	2	2	—	2	11	4	4	—	3	0.500
2006-07	10	9	0	—	1	15	10	2	—	3	25	19	2	—	4	0.840
2007-08	7	1	3	—	3	9	6	2	—	1	16	7	5	—	4	0.563
2008-09	9	5	2	—	2	8	4	0	—	4	17	9	2	—	6	0.706
2009-10	9	3	0	—	6	7	1	3	—	3	16	4	3	—	9	0.531
2010-11	10	4	3	—	3	7	3	0	—	4	17	7	3	—	7	0.618
2011-12	6	2	3	—	1	5	2	1	—	2	11	4	4	—	3	0.500
2012-13	8	5	2	—	1	10	4	4	—	2	18	9	6	—	3	0.583
2013-14	6	3	1	—	2	15	4	6	—	5	21	7	7	—	7	0.500
2014-15	8	6	1	—	1	11	5	4	—	2	19	11	5	—	3	0.658
2015-16	10	6	1	—	3	9	4	3	—	2	19	10	4	—	5	0.658
2016-17	10	6	1	—	3	9	4	3	—	2	19	10	4	—	5	0.658
TOTALS	265	87	54	96	28	305	90	70	110	35	570	177	124	206	63	0.546

## VS OPPONENTS

OPPONENT	HOME					AWAY					OVERALL					PCT.
	GP	W	L	T	SOL	GP	W	L	T	SOL	GP	W	L	T	SOL	
Anaheim	12	7	3	0	2	9	4	3	2	0	21	11	6	2	2	0.619
Arizona*	9	3	2	2	2	21	6	8	4	3	30	9	10	6	5	0.483
Boston	6	2	3	1	0	8	2	4	2	0	14	4	7	3	0	0.393
Buffalo	4	2	0	2	0	12	3	4	5	0	16	5	4	7	0	0.531
Calgary	18	5	3	7	3	14	2	4	7	1	32	7	7	14	4	0.500
Carolina**	6	3	0	3	0	5	0	0	5	0	11	3	0	8	0	0.636
Chicago	11	3	4	4	0	15	7	1	6	1	26	10	5	10	1	0.596
Colorado***	14	3	4	4	3	13	4	2	3	4	27	7	6	7	7	0.519
Columbus	4	2	0	0	2	9	1	1	3	4	13	3	1	3	6	0.577
Dallas^	19	5	5	5	4	12	4	2	6	0	31	9	7	11	4	0.532
Detroit	17	7	1	8	1	11	4	4	2	1	28	11	5	10	2	0.607
Florida	2	1	0	1	0	7	5	0	2	0	9	6	0	3	0	0.833
Los Angeles	20	5	4	11	0	23	7	2	12	2	43	12	6	23	2	0.570
Minnesota	11	4	2	3	2	9	2	2	1	4	20	6	4	4	6	0.550
Montreal	2	2	0	0	0	12	6	2	2	2	14	8	2	2	2	0.714
Nashville	7	3	2	0	2	5	0	2	3	0	12	3	4	3	2	0.458
New Jersey	11	3	3	5	0	9	3	3	2	1	20	6	6	7	1	0.500
NY Islanders	6	1	0	5	0	8	2	0	5	1	14	3	0	10	1	0.607
NY Rangers	6	2	1	3	0	11	4	2	5	0	17	6	3	8	0	0.588
Ottawa	3	0	1	2	0	6	1	1	2	2	9	1	2	4	2	0.444
Philadelphia	8	2	0	5	1	3	0	1	2	0	11	2	1	7	1	0.545
Pittsburgh	4	3	0	0	1	6	1	2	3	0	10	4	2	3	1	0.600
San Jose	13	4	0	7	2	16	6	3	5	2	29	10	3	12	4	0.621
St. Louis	9	4	2	2	1	15	5	4	6	0	24	9	6	8	1	0.563
Tampa Bay	3	3	0	0	0	5	2	0	2	1	8	5	0	2	1	0.813
Toronto	7	1	2	4	0	3	0	2	1	0	10	1	4	5	0	0.350
Vancouver	19	5	8	5	1	29	6	8	11	4	48	11	16	16	5	0.448
Washington	4	1	1	2	0	5	2	1	1	1	9	3	2	3	1	0.556
Winnipeg^^	10	1	3	5	1	3	0	2	0	1	13	1	5	5	2	0.346
TOTALS	265	87	54	96	28	304	89	70	110	35	569	176	124	206	63	0.546

\* Includes results against Winnipeg Jets (1979-95)

\*\* Includes results against Hartford Whalers (1979-97)

\*\*\* Includes results against Quebec Nordiques (1979-95)

^ Includes results against Minnesota North Stars (1979-93)

^^ Includes results against Atlanta Thrashers (1979-2011)



## EDMONTON OILERS SHOOTOUT RECORD— 2005-06 TO 2016-17

YEAR-BY-YEAR	HOME				AWAY				OVERALL			
SEASON	SO	W	L	PCT.	SO	W	L	PCT.	SO	W	L	PCT.
2005-06	7	3	4	0.429	9	4	5	0.444	16	7	9	0.438
2006-07	3	2	1	0.667	3	1	2	0.333	6	3	3	0.500
2007-08	9	8	1	0.889	10	7	3	0.700	19	15	4	0.789
2008-09	4	1	3	0.250	6	5	1	0.833	10	6	4	0.600
2009-10	6	4	2	0.667	8	4	4	0.500	14	8	6	0.571
2010-11	8	2	6	0.250	3	0	3	0.000	11	2	9	0.182
2011-12	6	3	3	0.500	6	2	4	0.333	12	5	7	0.417
2012-13	2	1	1	0.500	3	1	2	0.333	5	2	3	0.400
2013-14	2	1	1	0.500	5	3	2	0.600	7	4	3	0.571
2014-15	4	2	2	0.500	8	3	5	0.375	12	5	7	0.417
2015-16	4	3	1	0.750	3	1	2	0.333	7	4	3	0.571
2016-17	5	2	3	0.400	4	2	2	0.500	9	4	5	0.444
<b>TOTALS</b>	<b>60</b>	<b>32</b>	<b>28</b>	<b>0.533</b>	<b>68</b>	<b>33</b>	<b>35</b>	<b>0.485</b>	<b>128</b>	<b>65</b>	<b>63</b>	<b>0.508</b>

VS OPPONENT	HOME				AWAY				OVERALL			
OPPONENT	SO	W	L	PCT.	SO	W	L	PCT.	SO	W	L	PCT.
Anaheim	3	1	2	0.333	1	1	0	1.000	4	2	2	0.500
Arizona	4	2	2	0.500	5	2	3	0.400	9	4	5	0.444
Boston	2	2	0	1.000	0	0	0	n/a	2	2	0	1.000
Calgary	5	2	3	0.400	2	1	1	0.500	7	3	4	0.429
Chicago	1	1	0	1.000	2	1	1	0.500	3	2	1	0.667
Colorado	4	1	3	0.250	5	1	4	0.200	9	2	7	0.222
Columbus	3	1	2	0.333	4	0	4	0.000	7	1	6	0.143
Dallas	5	1	4	0.200	2	2	0	1.000	7	3	4	0.429
Detroit	6	5	1	0.833	3	2	1	0.667	9	7	2	0.778
Florida	0	0	0	n/a	4	4	0	1.000	4	4	0	1.000
Los Angeles	1	1	0	1.000	7	5	2	0.714	8	6	2	0.750
Minnesota	4	2	2	0.500	5	1	4	0.200	9	3	6	0.333
Montreal	0	0	0	n/a	3	1	2	0.333	3	1	2	0.333
Nashville	3	1	2	0.333	0	0	0	n/a	3	1	2	0.333
New Jersey	1	1	0	1.000	1	0	1	0.000	2	1	1	0.500
NY Islanders	0	0	0	n/a	2	1	1	0.500	2	1	1	0.500
NY Rangers	1	1	0	1.000	1	1	0	1.000	2	2	0	1.000
Ottawa	0	0	0	n/a	2	0	2	0.000	2	0	2	0.000
Philadelphia	1	0	1	0.000	0	0	0	n/a	1	0	1	0.000
Pittsburgh	2	1	1	0.500	1	1	0	1.000	3	2	1	0.667
San Jose	5	3	2	0.600	6	4	2	0.667	11	7	4	0.636
St. Louis	2	1	1	0.500	2	2	0	1.000	4	3	1	0.750
Tampa Bay	2	2	0	1.000	1	0	1	0.000	3	2	1	0.667
Vancouver	4	3	1	0.750	6	2	4	0.333	10	5	5	0.500
Washington	0	0	0	n/a	2	1	1	0.500	2	1	1	0.500
Winnipeg^^	1	0	1	0.000	1	0	1	0.000	2	0	2	0.000
<b>TOTALS</b>	<b>60</b>	<b>32</b>	<b>28</b>	<b>0.533</b>	<b>68</b>	<b>33</b>	<b>35</b>	<b>0.485</b>	<b>128</b>	<b>65</b>	<b>63</b>	<b>0.508</b>

^^ includes results against Atlanta Thrashers (1979-2011)

NOTE - To date, the Oilers have not played a game decided in a shootout against Buffalo, Carolina and Toronto

## YEAR-BY-YEAR GOALTENDING SHOOTOUT STATISTICS

SEASON	SO	SAVES	ATT	SV PCT.	W	L	PCT.
2005-06	16	31	54	0.574	7	9	0.438
2006-07	6	16	24	0.667	3	3	0.500
2007-08	19	57	69	0.826	15	4	0.789
2008-09	10	24	30	0.800	6	4	0.600
2009-10	14	42	60	0.700	8	6	0.571
2010-11	11	26	41	0.634	2	9	0.182
2011-12	12	28	47	0.596	5	7	0.417
2012-13	5	7	13	0.538	2	3	0.400
2013-14	7	14	22	0.636	4	3	0.571
2014-15	12	51	64	0.797	5	7	0.417
2015-16	7	14	22	0.636	4	3	0.571
2016-17	9	16	27	0.593	4	5	0.444
<b>TOTALS</b>	<b>128</b>	<b>326</b>	<b>473</b>	<b>0.689</b>	<b>65</b>	<b>63</b>	<b>0.508</b>

## YEAR-BY-YEAR SKATERS SHOOTOUT STATISTICS

SEASON	SO	GOALS	ATT	PCT
2005-06	16	19	53	35.8%
2006-07	6	6	22	27.3%
2007-08	19	24	65	36.9%
2008-09	10	11	29	37.9%
2009-10	14	20	61	32.8%
2010-11	11	8	46	17.4%
2011-12	12	16	48	33.3%
2012-13	5	5	11	45.5%
2013-14	7	10	21	47.6%
2014-15	12	10	63	15.9%
2015-16	7	9	23	39.1%
2016-17	9	10	27	37.0%
<b>TOTALS</b>	<b>128</b>	<b>148</b>	<b>469</b>	<b>31.6%</b>



## EDMONTON OILERS SHOOTOUT RESULTS 2005-06 – 7-9 (HOME 3-4; AWAY 4-5)

DATE	OPPONENT	FINAL SCORE			SHOOTOUT SCORE			EDM			OPP			DECIDING GOAL	GOALTENDERS OILERS/ Opponent
		GF	GA	RESULT	GF	GA		G	A	PCT	G	A	PCT		
Oct. 8	vs. VANCOUVER	4	3	W	2	0		2	2	100.0%	0	2	0.0%	RAFFI TORRES	MARKKANEN/Cloutier
Nov. 21	vs. SAN JOSE	2	1	W	2	1		2	3	66.7%	1	3	33.3%	RYAN SMYTH	MORRISON/Nabokov
Nov. 25	at Calgary	2	1	W	1	0		1	4	25.0%	0	4	0.0%	FERNANDO PISANI	MORRISON/Kiprusoff
Dec. 10	at NY Islanders	2	3	L	1	2		1	3	33.3%	2	3	66.7%	Trent Hunter	MARKKANEN/DiPietro
Dec. 13	at New Jersey	1	2	L	0	2		0	2	0.0%	2	2	100.0%	Viktor Kozlov	CONKLIN/Brodeur
Jan. 19	at San Jose	3	2	W	2	1		2	3	66.7%	1	3	33.3%	RYAN SMYTH	MORRISON/Toskala
Jan. 21	at Phoenix	3	4	L	1	2		1	3	33.3%	2	3	66.7%	Ladislav Nagy	MARKKANEN/Joseph
Jan. 29	at Phoenix	4	3	W	2	1		2	6	33.3%	1	6	16.7%	RADEK DVORAK	MORRISON/Joseph
Feb. 2	vs. COLUMBUS	1	2	L	3	4		3	8	37.5%	4	8	50.0%	Jason Chimera	MARKKANEN/Denis
Feb. 6	vs. ANAHEIM	6	5	W	1	0		1	3	33.3%	0	3	0.0%	FERNANDO PISANI	MORRISON/Giguere
Feb. 12	vs. ST. LOUIS	4	5	L	0	1		0	3	0.0%	1	3	33.3%	Dennis Wideman	MORRISON/Sanford
Mar. 7	vs. DALLAS	3	4	L	0	2		0	2	0.0%	2	2	100.0%	Sergei Zubov	MORRISON/Turco
Mar. 18	vs. DETROIT	3	4	L	0	2		0	2	0.0%	2	3	66.7%	Jason Williams	ROLOSON/Legace
Mar. 23	at Vancouver	3	4	L	2	3		2	3	66.7%	3	3	100.0%	Todd Bertuzzi	ROLOSON/Auld
Mar. 26	at Colorado	4	3	W	1	0		1	3	33.3%	0	3	0.0%	SERGEI SAMSONOV	ROLOSON/Budaj
Apr. 6	at Minnesota	1	2	L	1	2		1	3	33.3%	2	3	66.7%	Brian Rolston	ROLOSON/Fernandez

## EDMONTON OILERS SHOOTOUT RESULTS 2006-07 – 3-3 (HOME 2-1; AWAY 1-2)

DATE	OPPONENT	FINAL SCORE			SHOOTOUT SCORE			EDM			OPP			DECIDING GOAL	GOALTENDERS OILERS/ Opponent
		GF	GA	RESULT	GF	GA		G	A	PCT	G	A	PCT		
Nov. 7	at Montreal	2	3	L	1	2		1	4	25.0%	2	4	50.0%	Alex Kovalev	ROLOSON/Aebischer
Nov. 18	vs. Detroit	4	3	W	3	2		3	7	42.9%	2	7	28.6%	RAFFI TORRES	ROLOSON/MacDonald
Jan. 4	vs. Dallas	5	6	L	0	2		0	2	0.0%	2	2	100.0%	Sergei Zubov	ROLOSON/Turco
Feb. 20	at Ottawa	3	4	L	0	2		0	2	0.0%	2	3	66.7%	Dean McAmmond	MARKKANEN/Gerber
Feb. 23	at Detroit	4	3	W	1	0		1	2	50.0%	0	3	0.0%	RYAN SMYTH	ROLOSON/Hasek
Mar. 23	vs. Colorado	4	3	W	1	0		1	5	20.0%	0	5	0.0%	MARTY REASONER	ROLOSON/Budaj

## EDMONTON OILERS SHOOTOUT RESULTS 2007-08 – 15-4 (HOME 8-1; AWAY 7-3)

DATE	OPPONENT	FINAL SCORE			SHOOTOUT SCORE			EDM			OPP			DECIDING GOAL	GOALTENDERS OILERS/ Opponent
		GF	GA	RESULT	GF	GA		G	A	PCT	G	A	PCT		
Oct. 4	vs. San Jose	3	2	W	2	1		2	4	50.0%	1	4	25.0%	JARRET STOLL	ROLOSON/Nabokov
Oct. 25	vs. Minnesota	5	4	W	2	1		2	3	66.7%	1	3	33.3%	ALES HEMSKY	ROLOSON/Harding
Oct. 28	at Anaheim	3	2	W	2	0		2	2	100.0%	0	2	0.0%	SAM GAGNER	GARON/Giguere
Nov. 7	at Colorado	3	4	L	1	2		1	4	25.0%	2	4	50.0%	Marek Svatos	ROLOSON/Budaj
Nov. 14	at Vancouver	1	0	W	1	0		1	3	33.3%	0	3	0.0%	ALES HEMSKY	GARON/Luongo
Nov. 20	vs. Vancouver	5	4	W	2	1		2	5	40.0%	1	5	20.0%	SHAWN HORCOFF	GARON/Luongo
Nov. 24	vs. Chicago	3	2	W	2	0		2	3	66.7%	0	2	0.0%	SAM GAGNER	ROLOSON/Khabibulin
Dec. 3	at Los Angeles	4	3	W	1	0		1	2	50.0%	0	3	0.0%	SAM GAGNER	GARON/Aubin
Dec. 11	at St. Louis	5	4	W	1	0		1	3	33.3%	0	3	0.0%	SHAWN HORCOFF	GARON/Toivonen
Dec. 13	at Detroit	4	3	W	1	0		1	2	50.0%	0	3	0.0%	ALES HEMSKY	ROLOSON/Hasek
Dec. 15	vs. Vancouver	2	1	W	2	1		2	4	50.0%	1	4	25.0%	FERNANDO PISANI	GARON/Sanford
Dec. 18	vs. Dallas	1	2	L	0	1		0	3	0.0%	1	2	50.0%	Sergei Zubov	ROLOSON/Turco
Jan. 5	vs. NY Rangers	3	2	W	1	0		1	2	50.0%	0	3	0.0%	SAM GAGNER	GARON/Lundqvist
Jan. 17	at Washington	4	5	L	0	1		0	12	0.0%	1	12	8.3%	Matt Bradley	ROLOSON/Kolzig
Jan. 24	at Florida	4	3	W	1	0		1	2	50.0%	0	3	0.0%	SHAWN HORCOFF	GARON/Yokoun
Feb. 26	vs. Detroit	4	3	W	1	0		1	3	33.3%	0	3	0.0%	ROBERT NILSSON	GARON/Osgood
Mar. 2	vs. Columbus	4	3	W	1	0		1	2	50.0%	0	3	0.0%	ALES HEMSKY	GARON/Leclaire
Mar. 16	at San Jose	2	1	W	2	1		2	4	50.0%	1	4	25.0%	FERNANDO PISANI	ROLOSON/Nabokov
Mar. 28	at Colorado	4	5	L	1	3		1	2	50.0%	3	3	100.0%	Joe Sakic	ROLOSON/Theodore

## EDMONTON OILERS SHOOTOUT RESULTS 2008-09 – 6-4 (HOME 1-3; AWAY 5-1)

DATE	OPPONENT	FINAL SCORE			SHOOTOUT SCORE			EDM			OPP			DECIDING GOAL	GOALTENDERS OILERS/ Opponent
		GF	GA	RESULT	GF	GA		G	A	PCT	G	A	PCT		
Nov. 7	at Montreal	2	3	L	1	2		1	4	25.0%	2	4	50.0%	Alex Kovalev	ROLOSON/Aebischer
Nov. 10	at NY Rangers	3	2	W	1	0		1	2	50.0%	0	3	0.0%	ALES HEMSKY	DESCLAIRIERS/Lundqvist
Nov. 15	vs. Colorado	2	3	L	1	2		1	5	20.0%	2	5	40.0%	Darcy Tucker	ROLOSON/Budaj
Dec. 5	at Los Angeles	5	4	W	2	1		2	3	66.7%	1	3	33.3%	ALES HEMSKY	GARON/LaBarbera
Dec. 19	vs. Anaheim	2	3	L	0	1		0	3	0.0%	1	3	33.3%	Corey Perry	ROLOSON/Hiller
Feb. 5	at St. Louis	2	1	W	2	0		2	2	100.0%	0	2	0.0%	ROBERT NILSSON	ROLOSON/Mason
Feb. 8	at Minnesota	2	3	L	0	1		0	4	0.0%	1	4	25.0%	Mikko Koivu	ROLOSON/Backstrom
Feb. 14	at Los Angeles	3	2	W	2	0		2	2	100.0%	0	2	0.0%	SAM GAGNER	ROLOSON/Quick
Feb. 21	vs. Calgary	2	3	L	0	1		0	3	0.0%	1	3	33.3%	Todd Bertuzzi	ROLOSON/Kiprusoff
Mar. 17	vs. St. Louis	2	1	W	1	0		1	3	33.3%	0	3	0.0%	ALES KOTALIK	ROLOSON/Mason
Mar. 20	at Chicago	5	4	W	2	0		2	2	100.0%	0	2	0.0%	PATRICK O'SULLIVAN	ROLOSON/Khabibulin



## EDMONTON OILERS SHOOTOUT RESULTS 2009-10 – 8-6 (HOME 4-2; AWAY 4-4)

DATE	OPPONENT	FINAL SCORE			SHOOTOUT SCORE			EDM			OPP			DECIDING GOAL	GOALTENDERS OILERS/ Opponent
		GF	GA	RESULT	GF	GA		G	A	PCT	G	A	PCT		
Oct. 6	vs. Dallas	5	4	W	1	0		1	3	33.3%	0	3	0.0%	ALES HEMSKY	KHABIBULIN/Turco
Oct. 8	vs. Calgary	4	3	L	1	2		1	3	33.3%	2	2	100.0%	Olli Jokinen	KHABIBULIN/Kiprusoff
Oct. 29	vs. Detroit	6	5	W	1	0		1	3	33.3%	0	3	0.0%	PATRICK O'SULLIVAN	KHABIBULIN/Howard
Nov. 10	at Ottawa	4	3	L	1	2		1	3	33.3%	2	3	66.7%	Jacob Voracek	DESLAURIERS/Leclaire
Nov. 16	at Columbus	3	2	L	1	2		1	4	25.0%	2	4	50.0%	Joe Pavelski	DESLAURIERS/Nabokov
Nov. 27	vs. San Jose	6	5	L	0	1		0	3	0.0%	1	3	33.3%	SHAWN HORCOFF	DESLAURIERS/Turco
Dec. 5	at Dallas	3	2	W	2	1		2	5	40.0%	1	5	20.0%	SHAWN HORCOFF	DESLAURIERS/Vokoun
Dec. 7	at Florida	3	2	W	2	1		2	3	66.7%	1	3	33.3%	LUBOMIR VISNOVSKY	DESLAURIERS/Backstrom
Feb. 11	at Los Angeles	3	2	W	4	3		4	10	40.0%	3	10	30.0%	MIKE COMRIE	DUBNYK/Halakov
Mar. 5	vs. Minnesota	2	1	W	3	2		3	6	50.0%	2	6	33.3%	Andrei Kostitsyn	DUBNYK/Howard
Mar. 11	at Montreal	5	4	L	0	1		0	5	0.0%	1	5	20.0%	Matthew Lombardi	DUBNYK/Quick
Mar. 19	vs. Detroit	3	2	W	2	1		2	3	66.7%	1	3	33.3%	SHAWN HORCOFF	
Apr. 3	at Phoenix	3	2	L	0	1		0	8	0.0%	1	8	12.5%		
Apr. 10	at Los Angeles	3	2	W	2	1		2	2	100.0%	1	3	33.3%		

## EDMONTON OILERS SHOOTOUT RESULTS 2010-11 – 2-9 (HOME 2-6; AWAY 0-3)

DATE	OPPONENT	FINAL SCORE			SHOOTOUT SCORE			EDM			OPP			DECIDING GOAL	GOALTENDERS OILERS/ Opponent
		GF	GA	RESULT	GF	GA		G	A	PCT	G	A	PCT		
Oct. 26	@ Calgary	5	4	L	1	0		0	3	0.0%	1	2	50.0%	Alex Tanguay	KHABIBULIN/Kiprusoff
Oct. 28	@ Columbus	3	2	L	2	0		0	2	0.0%	2	2	100.0%	Rick Nash	DUBNYK/Mason
Nov. 19	vs. Phoenix	4	3	L	3	2		2	5	40.0%	3	5	60.0%	Eric Belanger	DUBNYK/Bryzgalov
Dec. 7	vs. Anaheim	3	2	L	2	1		1	10	10.0%	2	10	20.0%	Cam Fowler	KHABIBULIN/Hiller
Dec. 10	vs. Tampa Bay	4	3	W	2	0		2	3	66.7%	0	2	0.0%	JORDAN EBERLE	KHABIBULIN/Elie
Dec. 23	@ Los Angeles	3	2	L	2	1		1	6	16.7%	2	6	33.3%	Jarret Stoll	DUBNYK/Quick
Dec. 30	vs. Colorado	4	3	L	1	0		0	3	0.0%	1	2	50.0%	Milan Hejduk	DUBNYK/Anderson
Jan. 23	vs. Nashville	3	2	L	1	0		0	3	0.0%	1	2	50.0%	Cody Franson	DUBNYK/Rinne
Mar. 1	vs. Nashville	2	1	W	2	1		2	4	50.0%	1	4	25.0%	LINUS OMARK	GERBER/Rinne
Mar. 19	vs. Colorado	3	2	L	1	0		0	4	0.0%	1	4	25.0%	Ryan Stoa	KHABIBULIN/Elie
Mar. 26	vs. Calgary	5	4	L	1	0		0	3	0.0%	1	2	50.0%	Alex Tanguay	DUBNYK/Kiprusoff

## EDMONTON OILERS SHOOTOUT RESULTS 2011-12 – 5-7 (HOME 3-3; AWAY 2-4)

DATE	OPPONENT	FINAL SCORE			SHOOTOUT SCORE			EDM			OPP			DECIDING GOAL	GOALTENDERS OILERS/ Opponent
		GF	GA	RESULT	GF	GA		G	A	PCT	G	A	PCT		
Oct. 9	vs. PITTSBURGH	2	1	W	2	1		2	3	66.7%	1	3	33.3%	Ales Hemsky	DUBNYK/Johnson
Oct. 13	@ Minnesota	2	1	L	2	1		1	4	25.0%	2	4	50.0%	Devin Setoguchi	KHABIBULIN/Backstrom
Oct. 20	vs. MINNESOTA	3	2	L	1	0		0	3	0.0%	1	3	33.3%	Matt Cullen	KHABIBULIN/Backstrom
Nov. 30	vs. MINNESOTA	2	1	L	4	3		3	6	50.0%	4	6	66.7%	Kyle Brodziak	KHABIBULIN/Backstrom
Jan. 23	vs. SAN JOSE	2	1	W	2	1		2	4	50.0%	1	4	25.0%	Taylor Hall	DUBNYK/Greiss
Jan. 24	@ Vancouver	3	2	L	2	1		1	5	20.0%	2	4	50.0%	Cody Hodgson	DUBNYK/Luong
Feb. 4	vs. DETROIT	5	4	W	2	1		2	5	40.0%	1	4	25.0%	Ryan Nugent-Hopkins	DUBNYK/MacDonald
Mar. 6	@ San Jose	3	2	W	1	0		1	2	50.0%	0	3	0.0%	Sam Gagner	DUBNYK/Niemi
Mar. 10	@ Colorado	3	2	L	2	0		0	2	0.0%	2	2	100.0%	Milan Hejduk	KHABIBULIN/Varlamov
Mar. 18	vs. PHOENIX	3	2	L	2	1		1	3	33.3%	2	3	66.7%	Ray Whitney	DUBNYK/Rosin
Mar. 22	@ Tampa Bay	3	2	L	3	2		2	6	33.3%	3	6	50.0%	Teddy Purcell	KHABIBULIN/Smith
Mar. 23	@ Florida	2	1	W	1	0		1	4	25.0%	0	4	0.0%	Ryan Nugent-Hopkins	DUBNYK/Theodore

## EDMONTON OILERS SHOOTOUT RESULTS 2012-13 – 2-3 (HOME 1-1; AWAY 1-2)

DATE	OPPONENT	FINAL SCORE			SHOOTOUT SCORE			EDM			OPP			DECIDING GOAL	GOALTENDERS OILERS/ Opponent
		GF	GA	RESULT	GF	GA		G	A	PCT	G	A	PCT		
Jan. 20	at Vancouver	3	2	W	2	0		2	2	100.0%	0	2	0.0%	SAM GAGNER	DUBNYK/Luong
Jan. 31	at San Jose	3	2	L	2	0		0	2	0.0%	2	3	66.7%	Michal Handzus	DUBNYK/Niemi
Feb. 23	vs. Phoenix	3	2	W	2	0		2	2	100.0%	0	2	0.0%	SAM GAGNER	KHABIBULIN/Smith
Mar. 5	at Columbus	4	3	L	2	0		0	2	0.0%	2	3	66.7%	Artem Anisimov	DUBNYK/Bobrovsky
Mar. 20	San Jose	4	3	L	2	1		1	3	33.3%	2	3	66.7%	Dan Boyle	DUBNYK/Niemi

## EDMONTON OILERS SHOOTOUT RESULTS 2013-14 – 4-3 (HOME 1-1; AWAY 3-2)

DATE	OPPONENT	FINAL SCORE			SHOOTOUT SCORE			EDM			OPP			DECIDING GOAL	GOALTENDERS OILERS/ Opponent
		GF	GA	RESULT	GF	GA		G	A	PCT	G	A	PCT		
Oct. 7	vs. New Jersey	5	4	W	2	0		2	2	100.0%	0	2	0.0%	Jordan Eberle	LABARBERA/Brodeur
Oct. 27	at Los Angeles	2	1	L	2	1		1	3	33.3%	2	3	66.7%	Anze Kopitar	BACHMAN/Quick
Dec. 1	at Dallas	3	2	W	2	1		2	2	100.0%	1	3	33.3%	David Perron	DUBNYK/Lehtonen
Dec. 28	vs. Philadelphia	4	3	L	2	1		1	3	33.3%	2	3	66.7%	Michael Raffl	BRZYZGALOV/Mason
Mar. 11	at Minnesota	4	3	W	3	2		3	4	75.0%	2	4	50.0%	Taylor Hall	FASTH/Kuemper
Mar. 14	at Detroit	2	1	L	1	0		0	3	0.0%	1	3	33.3%	Tomas Tatar	FASTH/Howard
Apr. 4	at Phoenix	3	2	W	1	0		1	4	25.0%	0	4	0.0%	Sam Gagner	Scrivens/Greiss





## EDMONTON OILERS SHOOTOUT RESULTS 2014-15 — 5-6 (HOME 2-2; AWAY 3-4)

DATE	OPPONENT	FINAL SCORE			SHOOTOUT SCORE			EDM			OPP			DECIDING GOAL	GOALTENDERS OILERS/ Opponent
		GF	GA	RESULT	GF	GA		G	A	PCT	G	A	PCT		
Oct. 11	at Vancouver	5	4	L	1	0		0	3	0.0%	1	2	50.0%	Chris Higgins	SCRIVENS/Luongo
Dec. 21	vs. Dallas	6	5	L	3	2		2	8	25.0%	3	8	37.5%	Shawn Horcoff	SCRIVENS/Lindback
Dec. 30	vs. Los Angeles	4	2	W	1	0		1	4	25.0%	0	4	0.0%	David Perron	SCRIVENS/Quick
Jan. 2	at Colorado	2	1	L	2	0		0	2	0.0%	2	3	66.7%	Matt Duchene	SCRIVENS/Varlamov
Jan. 17	at Florida	3	2	W	1	0		1	3	33.3%	0	3	0.0%	Nail Yakupov	FASTH/Luongo
Jan. 20	at Washington	5	4	W	2	1		2	4	50.0%	1	4	25.0%	Teddy Purcell	FASTH/Holtby
Feb. 2	at San Jose	5	4	W	2	1		2	13	15.4%	1	13	7.7%	Rob Klunkhammer	FASTH/Niemi
Feb. 16	at Winnipeg	4	5	L	0	1		0	3	0.0%	1	3	33.3%	Blake Wheeler	FASTH/ Hutchinson
Feb. 18	vs. Boston	4	3	W	1	0		1	12	8.3%	0	12	0.0%	Martin Marincin	SCRIVENS/Rask
Mar. 6	at Chicago	2	1	L	1	0		0	3	0.0%	1	3	33.3%	Antoine Vermette	SCRIVENS/Crawford
Mar. 13	at Columbus	5	4	L	1	0		0	5	0.0%	1	5	20.0%	Alex Wennberg	SCRIVENS/Bobrovsky
Mar. 18	vs. Columbus	4	3	L	2	1		1	3	33.3%	2	3	66.7%	Alex Wennberg	SCRIVENS/McElhinney

## EDMONTON OILERS SHOOTOUT RESULTS 2015-16 — 4-3 (HOME 3-1; AWAY 1-2)

DATE	OPPONENT	FINAL SCORE			SHOOTOUT SCORE			EDM			OPP			DECIDING GOAL	GOALTENDERS OILERS/ Opponent
		GF	GA	RESULT	GF	GA		G	A	PCT	G	A	PCT		
Nov. 28	at Pittsburgh	3	2	W	2	0		2	2	100.0%	0	2	0.0%	Jordan Eberle	NILSSON/ Zatkoff
Dec. 2	at Boston	3	2	W	1	0		1	3	33.3%	0	3	0.0%	Jordan Eberle	NILSSON/ Rask
Jan. 2	vs. Arizona	4	3	W	2	1		2	3	66.7%	1	3	33.3%	Ryan Nugent-Hopkins	TALBOT/ Domingue
Jan. 14	at San Jose	1	2	L	0	2		0	2	0.0%	2	2	100.0%	Joonas Donskoi	TALBOT/ Jones
Jan. 16	vs. Calgary	2	1	W	1	0		1	3	33.3%	0	3	0.0%	Teddy Purcell	TALBOT/ Hiller
Feb. 13	vs. Winnipeg	1	2	L	1	2		1	3	33.3%	2	2	100.0%	Andrew Ladd	BROSSIT/ Pavelec
Apr. 9	at Vancouver	3	4	L	2	3		2	7	28.6%	3	7	42.9%	Emerson Etem	TALBOT/ Markstrom

## EDMONTON OILERS SHOOTOUT RESULTS 2016-17 — 4-5 (HOME 2-3; AWAY 2-2)

DATE	OPPONENT	FINAL SCORE			SHOOTOUT SCORE			EDM			OPP			DECIDING GOAL	GOALTENDERS OILERS/ Opponent
		GF	GA	RESULT	GF	GA		G	A	PCT	G	A	PCT		
Nov. 5	at NY Islanders	4	3	W	1	0		1	3	33.3%	0	3	0.0%	Mark Letestu	TALBOT/ Halak
Nov. 25	at Arizona	2	3	L	1	2		1	3	33.3%	2	3	66.7%	Oliver Ekman-Larsson	TALBOT/ Smith
Dec. 9	at Minnesota	2	3	L	2	3		2	6	33.3%	3	6	50.0%	Eric Staal	TALBOT/ Dubnyk
Dec. 17	vs. Tampa Bay	3	2	W	2	1		2	3	66.7%	1	3	33.3%	Connor McDavid	TALBOT/ Bishop
Dec. 31	vs. Vancouver	2	3	L	0	1		0	3	0.0%	1	2	50.0%	Bo Horvat	TALBOT/ Markstrom
Jan. 14	vs. Calgary	2	1	W	2	0		2	2	100.0%	0	2	0.0%	Leon Draisaitl	TALBOT/ Elliott
Jan. 20	vs. Nashville	2	3	L	0	2		0	2	0.0%	2	2	100.0%	Ryan Ellis	TALBOT/ Rinne
Feb. 5	at Montreal	1	0	W	1	0		1	2	50.0%	0	3	0.0%	Leon Draisaitl	TALBOT/ Montoya
Mar. 10	vs. Pittsburgh	2	3	L	1	2		1	3	33.3%	2	3	66.7%	Phil Kessel	TALBOT/ Fleury



## INDIVIDUAL CAREER SHOOTOUT STATISTICS (2005-06 TO 2016-17)

SHOOTERS	G	ATT	SH%	GDG
Mark Arcobello	0	1	0.0%	0
Keith Aulie	0	1	0.0%	0
Eric Belanger	0	2	0.0%	0
Gilbert Brule	3	8	37.5%	1
Andrew Cogliano	0	3	0.0%	0
Mike Comrie	1	4	25.0%	1
LEON DRAISAITL	4	7	57.1%	2
Radek Dvorak	1	2	50.0%	1
Jordan Eberle	20	52	38.5%	3
Kurtis Foster	0	1	0.0%	0
Colin Fraser	0	1	0.0%	0
Matt Fraser	0	2	0.0%	0
Sam Gagner	17	54	31.5%	9
Tom Gilbert	0	3	0.0%	0
Alexandre Giroux	0	1	0.0%	0
Boyd Gordon	0	1	0.0%	0
Taylor Hall	4	15	26.7%	2
Ryan Hamilton	0	1	0.0%	0
Teemu Hartikainen	0	2	0.0%	0
Ales Hemsky	20	58	34.5%	8
Matt Hendricks	2	10	20.0%	1
RYAN NUGENT-HOPKINS	5	19	26.3%	3
Shawn Horcoff	10	20	50.0%	6
Ryan Jones	0	3	0.0%	0
OSCAR KLEFBOM	0	1	0.0%	0
Rob Klunkhammer	1	1	100.0%	1
Lauri Korpikoski	0	1	0.0%	0
Ales Kotalik	2	2	100.0%	1
Anton Lander	0	4	0.0%	0
MARK LETESTU	4	10	40.0%	1
Joffrey Lupul	0	2	0.0%	0
Martin Marincin	0	1	0.0%	1

SHOOTERS	G	ATT	SH%	GDG
PATRICK MAROON	0	2	0.0%	0
CONNOR MCDAVID	2	6	33.3%	1
Ethan Moreau	0	1	0.0%	0
Robert Nilsson	7	18	38.9%	2
Linus Omark	2	7	28.6%	1
Patrick O'Sullivan	5	13	38.5%	2
Magnus Paajarvi	0	2	0.0%	0
IIRO PAKARINEN	0	1	0.0%	0
Michael Peca	2	5	40.0%	0
Dustin Penner	1	10	10.0%	0
David Perron	4	10	40.0%	2
Jeff Petry	0	1	0.0%	0
Fernando Pisani	6	14	42.9%	4
Ryan Potulny	3	5	60.0%	0
Benoit Pouliot	0	2	0.0%	0
Marc-Antoine Pouliot	1	5	20.0%	0
Teddy Purcell	3	7	42.9%	2
Marty Reasoner	1	4	25.0%	1
Derek Roy	1	9	11.1%	0
Sergei Samsonov	2	3	66.7%	0
Geoff Sanderson	0	1	0.0%	0
Rob Schremp	0	1	0.0%	0
Justin Schultz	0	2	0.0%	0
Ryan Smyth	5	17	29.4%	3
Sheldon Souray	0	1	0.0%	0
Jarret Stoll	2	7	28.6%	1
Petr Sykora	1	5	20.0%	0
Patrick Thoresen	0	1	0.0%	0
Raffi Torres	3	9	33.3%	2
Lubomir Visnovsky	1	1	100.0%	1
Nail Yakupov	1	6	16.7%	1

## INDIVIDUAL CAREER SHOOTOUT STATISTICS (2005-06 TO 2016-17)

GOALTENDER	SO	SAVES	ATT	SV PCT.	W	L	W PCT.
Richard Bachman	2	3	5	0.600	0	2	0.000
LAURENT BROSSOIT	1	0	2	0.000	0	1	0.000
Ilya Bryzgalov	1	1	3	0.333	0	1	0.000
Ty Conklin	1	0	2	0.000	0	1	0.000
Jeff Deslauriers	8	29	40	0.725	5	3	0.625
Devan Dubnyk	21	44	71	0.620	9	12	0.429
Viktor Fasth	7	24	31	0.774	4	3	0.571
Mathieu Garon	11	32	35	0.914	11	0	1.000
Martin Gerber	1	3	4	0.750	1	0	1.000
Nikolai Khabibulin	14	32	52	0.615	4	10	0.286
Jason LaBarbera	1	2	2	1.000	1	0	1.000
Jussi Markkanen	5	9	19	0.474	1	4	0.200
Mike Morrison	7	18	24	0.750	5	2	0.714
Anders Nilsson	2	5	5	1.000	2	0	1.000
Dwayne Roloson	26	66	94	0.702	13	13	0.500
Ben Scrivens	8	33	42	0.786	3	5	0.375
CAM TALBOT	13	25	42	0.595	6	7	0.462
EDMONTON TOTALS	129	326	473	0.689	65	64	0.504



## EDMONTON OILERS 100-OR-MORE-POINT SEASONS

RK	PLAYER	SEASON	GP	G	A	PTS	+/-	PIM	PTS/GP
1	Wayne Gretzky	1985-86	80	52	163	215	71	46	2.69
2	Wayne Gretzky	1981-82	80	92	120	212	80	26	2.65
3	Wayne Gretzky	1984-85	80	73	135	208	100	52	2.60
4	Wayne Gretzky	1983-84	74	87	118	205	78	39	2.77
5	Wayne Gretzky	1982-83	80	71	125	196	61	59	2.45
6	Wayne Gretzky	1986-87	79	62	121	183	69	28	2.32
7	Wayne Gretzky	1980-81	80	55	109	164	41	28	2.05
8	Wayne Gretzky	1987-88	64	40	109	149	39	24	2.33
9	Paul Coffey	1985-86	79	48	90	138	61	120	1.75
10	Wayne Gretzky	1979-80	79	51	86	137	14	21	1.73
11	Jari Kurri	1984-85	73	71	64	135	78	30	1.85
12	Jari Kurri	1985-86	78	68	63	131	45	22	1.68
13	Mark Messier	1989-90	79	45	84	129	19	79	1.63
14	Paul Coffey	1983-84	80	40	86	126	52	104	1.58
15	Paul Coffey	1984-85	80	37	84	121	57	97	1.51
16	Jari Kurri	1983-84	64	52	61	113	39	14	1.77
17	Mark Messier	1987-88	77	37	74	111	21	103	1.44
18	Jari Kurri	1986-87	79	54	54	108	35	41	1.37
19	Mark Messier	1986-87	77	37	70	107	22	73	1.39
20	Mark Messier	1982-83	77	48	58	106	18	72	1.38
21	Glenn Anderson	1981-82	80	38	67	105	45	71	1.31
22	Glenn Anderson	1982-83	72	48	56	104	40	70	1.44
23	Jari Kurri	1982-83	80	45	59	104	48	22	1.30
24	Doug Weight	1995-96	82	25	79	104	-19	95	1.27
25	Glenn Anderson	1985-86	72	54	48	102	38	90	1.42
26	Jari Kurri	1988-89	76	44	58	102	19	69	1.34
27	Mark Messier	1983-84	73	37	64	101	40	165	1.38
28	Jimmy Carson	1988-89	80	49	51	100	3	36	1.25
29	CONNOR MCDAVID	2016-17	82	30	70	100	27	26	1.22



## EDMONTON OILERS YEARLY LEADERS (1979-80 TO 2016-17)

## GAMES PLAYED

SEASON	PLAYER	GP	SEASON	PLAYER	GP
1979-80	Lee Fogolin, Dave Hunter, Dave Lumley, Blair MacDonald	80	1985-86	Jari Kurri	68
1980-81	Lee Fogolin, Wayne Gretzky	80	1986-87	Wayne Gretzky	62
1981-82	Glenn Anderson, Paul Coffey, Lee Fogolin, Wayne Gretzky, Kevin Lowe	80	1987-88	Jari Kurri, Craig Simpson	43
1982-83	Paul Coffey, Randy Gregg, Wayne Gretzky, Pat Hughes, Dave Hunter, Jari Kurri, Kevin Lowe	80	1988-89	Jimmy Carson	49
1983-84	Glenn Anderson, Paul Coffey, Lee Fogolin, Randy Gregg, Dave Hunter, Kevin Lowe	80	1989-90	Mark Messier	45
1984-85	Glenn Anderson, Paul Coffey, Wayne Gretzky, Charlie Huddy, Dave Hunter, Mike Krushelnyski, Willy Lindstrom, Kevin Lowe	80	1990-91	Petr Klima	40
1985-86	Lee Fogolin, Wayne Gretzky, Mark Napier	80	1991-92	Vincent Damphousse	38
1986-87	Glenn Anderson, Mike Krushelnyski	80	1992-93	Petr Klima	32
1987-88	Glenn Anderson, Jari Kurri, Craig MacTavish, Esa Tikkanen	80	1993-94	Jason Arnott	33
1988-89	Jimmy Carson, Craig MacTavish	80	1994-95	David Oliver	16
1989-90	Craig MacTavish, Craig Simpson	80	1995-96	Zdeno Ciger	31
1990-91	Craig MacTavish, Joe Murphy	80	1996-97	Ryan Smyth	39
1991-92	Vincent Damphousse, Craig MacTavish, Scott Mellanby, Joe Murphy	80	1997-98	Doug Weight	26
1992-93	Kelly Buchberger, Dave Manson	83	1998-99	Bill Guerin	30
1993-94	Kelly Buchberger, Zdeno Ciger, Doug Weight	84	1999-00	Ryan Smyth	28
1994-95	Kelly Buchberger, Shayne Corson, Doug Weight	48	2000-01	Ryan Smyth	31
1995-96	Kelly Buchberger, Luke Richardson, Doug Weight	82	2001-02	Mike Comrie	33
1996-97	Rem Murray, Luke Richardson, Ryan Smyth	82	2002-03	Ryan Smyth	27
1997-98	Kelly Buchberger, Mats Lindgren	82	2003-04	Ryan Smyth	23
1998-99	Pat Falloon, Mike Grier, Todd Marchant	82	2004-05	No Season - NHL Lockout	n/a
1999-00	Todd Marchant, Ryan Smyth	82	2005-06	Ryan Smyth	36
2000-01	Georges Laraque, Rem Murray, Janne Niinimaa, Jason Smith, Ryan Smyth, Doug Weight	82	2006-07	Ryan Smyth	31
2001-02	Anson Carter, Mike Comrie, Mike Grier, Jochen Hecht, Todd Marchant	82	2007-08	Dustin Penner	23
2002-03	Eric Brewer	80	2008-09	Ales Hemsky, Sheldon Souray (D)	23
2003-04	Ryan Smyth, Steve Staios	82	2009-10	Dustin Penner	32
2004-05	No Season - NHL Lockout		2010-11	Taylor Hall	22
2005-06	Steve Staios, Jarret Stoll, Raffi Torres	82	2011-12	Jordan Eberle	34
2006-07	Jason Smith, Petr Sykora, Raffi Torres	82	2012-13	Nail Yakupov	17
2007-08	Andrew Cogliano, Tom Gilbert, Dustin Penner, Marty Reasoner, Steve Staios	82	2013-14	Jordan Eberle, David Perron	28
2008-09	Andrew Cogliano, Tom Gilbert	82	2014-15	Jordan Eberle, Ryan Nugent-Hopkins	24
2009-10	Andrew Cogliano, Tom Gilbert, Dustin Penner	82	2015-16	Taylor Hall	26
2010-11	Andrew Cogliano	82	2016-17	Connor McDavid	30
2011-12	Ryan Smyth, Nick Schultz	82			
2012-13	Sam Gagner, Jordan Eberle, Nail Yakupov, Justin Schultz, Jeff Petry, Ladislav Smid	48			
2013-14	Jordan Eberle, Ryan Nugent-Hopkins, Jeff Petry	80			
2014-15	Teddy Purcell	82			
2015-16	Taylor Hall, Mark Letestu	82			
2016-17	Leon Draisaitl, Jordan Eberle, Oscar Klefbom, Connor McDavid, Ryan Nugent-Hopkins, Milan Lucic	82			

## GOALS

SEASON	PLAYER	G
1979-80	Wayne Gretzky	51
1980-81	Wayne Gretzky	55
1981-82	Wayne Gretzky	92
1982-83	Wayne Gretzky	71
1983-84	Wayne Gretzky	87
1984-85	Wayne Gretzky	73

## ASSISTS

SEASON	PLAYER	A
1979-80	Wayne Gretzky	86
1980-81	Wayne Gretzky	109
1981-82	Wayne Gretzky	120
1982-83	Wayne Gretzky	125
1983-84	Wayne Gretzky	118
1984-85	Wayne Gretzky	135
1985-86	Wayne Gretzky	163
1986-87	Wayne Gretzky	121
1987-88	Wayne Gretzky	109
1988-89	Mark Messier	61
1989-90	Mark Messier	84
1990-91	Mark Messier	52
1991-92	Vincent Damphousse	51
1992-93	Bernie Nicholls	32
1993-94	Doug Weight	50
1994-95	Doug Weight	33
1995-96	Doug Weight	79
1996-97	Doug Weight	61
1997-98	Doug Weight	44
1998-99	Bill Guerin	34
1999-00	Doug Weight	51
2000-01	Doug Weight	65
2001-02	Janne Niinimaa	39
2002-03	Todd Marchant	40
2003-04	Ryan Smyth	36
2004-05	No Season - NHL Lockout	n/a
2005-06	Ales Hemsky	58
2006-07	Ales Hemsky	40
2007-08	Ales Hemsky	51
2008-09	Ales Hemsky	43
2009-10	Gilbert Brule	32
2010-11	Ales Hemsky	28
2011-12	Jordan Eberle	42
2012-13	Taylor Hall	34



## EDMONTON OILERS YEARLY LEADERS (1979-80 TO 2016-17)

2013-14	Taylor Hall	53
2014-15	Jordan Eberle	39
2015-16	Taylor Hall	39
2016-17	Connor McDavid	70

## POINTS

SEASON	PLAYER	G-A-PTS
1979-80	Wayne Gretzky	51-86-137
1980-81	Wayne Gretzky	55-109-154
1981-82	Wayne Gretzky	92-120-212
1982-83	Wayne Gretzky	71-125-196
1983-84	Wayne Gretzky	87-118-205
1984-85	Wayne Gretzky	73-135-208
1985-86	Wayne Gretzky	52-163-215
1986-87	Wayne Gretzky	62-121-183
1987-88	Wayne Gretzky	40-109-149
1988-89	Jari Kurri	44-58-102
1989-90	Mark Messier	45-84-129
1990-91	Esa Tikkanen	27-42-69
1991-92	Vincent Damphousse	38-51-89
1992-93	Petr Klima	32-16-48
1993-94	Doug Weight	24-50-74
1994-95	Doug Weight	7-33-40
1995-96	Doug Weight	25-79-104
1996-97	Doug Weight	21-61-82
1997-98	Doug Weight	26-44-70
1998-99	Bill Guerin	30-34-64
1999-00	Doug Weight	21-51-72
2000-01	Doug Weight	25-65-90
2001-02	Mike Comrie	33-27-60
	Anson Carter	28-32-60
2002-03	Ryan Smyth	27-34-61
2003-04	Ryan Smyth	23-36-59
2004-05	No Season - NHL Lockout	n/a
2005-06	Ales Hemsky	19-58-77
2006-07	Ryan Smyth	31-22-53
	Petr Sykora	22-31-53
	Ales Hemsky	13-40-53
2007-08	Ales Hemsky	20-51-71
2008-09	Ales Hemsky	23-43-66
2009-10	Dustin Penner	32-31-63
2010-11	Jordan Eberle	18-25-43
2011-12	Jordan Eberle	34-72-76
2012-13	Taylor Hall	16-34-50
2013-14	Taylor Hall	27-53-80
2014-15	Jordan Eberle	24-39-63
2015-16	Taylor Hall	26-39-65
2016-17	Connor McDavid	30-70-100

## PENALTY MINUTES

SEASON	PLAYER	PIM
1979-80	Colin Campbell	196
1980-81	Pat Price	193
1981-82	Dave Semenko	194
1982-83	Laurie Boschman	183
1983-84	Mark Messier	165
1984-85	Kevin McClelland	212
1985-86	Marty McSorley	265
1986-87	Kevin McClelland	238
1987-88	Steve Smith	286
1988-89	Kelly Buchberger	234
1989-90	Craig Simpson	180
1990-91	Steve Smith	193
1991-92	Dave Manson	220
1992-93	Dave Manson	210
1993-94	Kelly Buchberger	199
1994-95	Bryan Marchment	184
1995-96	Bryan Marchment	202
1996-97	Kelly Buchberger	159

1997-98	Drake Berehowsky	169
1998-99	Sean Brown	188
1999-00	Sean Brown	192
2000-01	Georges Laraque	148
2001-02	Georges Laraque	157
2002-03	Scott Ferguson	120
2003-04	Georges Laraque	99
2004-05	No Season - NHL Lockout	n/a
2005-06	Ethan Moreau	87
2006-07	Matt Greene	109
2007-08	Zack Stortini	201
2008-09	Zack Stortini	181
2009-10	Zack Stortini	155
2010-11	Theo Peckham	198
2011-12	Ben Eager	107
2012-13	Ladislav Smid	55
2013-14	Luke Gazdic	127
2014-15	Matt Hendricks	76
2015-16	Zack Kassian	114
2016-17	Zack Kassian	101

## POWERPLAY GOALS

SEASON	PLAYER	PLAYER
1979-80	Wayne Gretzky, Blair MacDonald	13
1980-81	Wayne Gretzky	15
1981-82	Wayne Gretzky	18
1982-83	Wayne Gretzky	18
1983-84	Wayne Gretzky	20
1984-85	Jari Kurri	14
1985-86	Glenn Anderson	18
1986-87	Wayne Gretzky	13
1987-88	Craig Simpson	18
1988-89	Jimmy Carson	19
1989-90	Glenn Anderson	17
1990-91	Craig Simpson	15
1991-92	Vincent Damphousse	12
1992-93	Petr Klima	13
1993-94	Shayne Corson	11
1994-95	David Oliver	10
1995-96	David Oliver	14
1996-97	Ryan Smyth	20
1997-98	Boris Mironov (D), Ryan Smyth	10
1998-99	Bill Guerin	13
1999-00	Bill Guerin, Ryan Smyth	11
2000-01	Ryan Smyth	11
2001-02	Anson Carter	12
2002-03	Anson Carter, Ryan Smyth	10
2003-04	Ryan Smyth	8
2004-05	No Season - NHL Lockout	n/a
2005-06	Ryan Smyth	19
2006-07	Ryan Smyth	14
2007-08	Dustin Penner	13
2008-09	Sheldon Souray (D)	12
2009-10	Dustin Penner	9
2010-11	Taylor Hall	8
2011-12	Taylor Hall	13
2012-13	Nail Yakupov	6
2013-14	David Perron	8
2014-15	Jordan Eberle	6
2015-16	Jordan Eberle	7
2016-17	Milan Lucic	12

## SHORTHANDED GOALS

SEASON	PLAYER	SHG
1979-80	Doug Hicks, Dave Hunter, Blair MacDonald, Stan Weir	2
1980-81	Lee Fogolin (D), Wayne Gretzky	4
1981-82	Wayne Gretzky	6
1982-83	Wayne Gretzky	6



## EDMONTON OILERS YEARLY LEADERS (1979-80 TO 2016-17)

1983-84	Wayne Gretzky	12
1984-85	Wayne Gretzky	11
1985-86	Paul Coffey (D)	9
1986-87	Wayne Gretzky	7
1987-88	Wayne Gretzky	5
1988-89	Esa Tikkanen	8
1989-90	Craig MacTavish, Mark Messier	6
1990-91	Craig MacTavish	6
1991-92	Kelly Buchberger	4
1992-93	Esa Tikkanen	4
1993-94	Kirk Maltby, Doug Weight	1
1994-95	Kirk Maltby, Todd Marchant	2
1995-96	Todd Marchant	3
1996-97	Todd Marchant	4
1997-98	Mats Lindgren	3
1998-99	Kelly Buchberger, Mike Grier	2
1999-00	Mike Grier	3
2000-01	Todd Marchant	4
2001-02	Todd Marchant	3
2002-03	Ethan Moreau, Steve Staios (D)	3
2003-04	Ethan Moreau	3
2004-05	No Season - NHL Lockout	n/a
2005-06	Ethan Moreau	4
2006-07	Toby Petersen	2
2007-08	Jarret Stoll	3
2008-09	Ethan Moreau, Sheldon Souray (D)	1
2009-10	Ethan Moreau	3
2010-11	Jordan Eberle	12
2011-12	Ryan Jones	2
2012-13	Ryan Smyth, Lennart Petrell, Jeff Petry (D), Magnus Paajarvi	1
2013-14	Jordan Eberle, David Perron, Boyd Gordon, Matt Hendricks	1
2014-15	Matt Hendricks, Boyd Gordon, Benoit Pouliot, Jesse Joensuu	1
2015-16	Mark Letestu	2
2016-17	Mark Letestu	2

## GAME WINNING GOALS

SEASON	PLAYER	GWG
1979-80	Wayne Gretzky, Dave Lumley, Blair MacDonald	6
1980-81	Glenn Anderson	5
1981-82	Wayne Gretzky	12
1982-83	Glenn Anderson	10
1983-84	Glenn Anderson, Wayne Gretzky	11
1984-85	Jari Kurri	13
1985-86	Glenn Anderson, Jari Kurri	9
1986-87	Jari Kurri	10
1987-88	Mark Messier	7
1988-89	Jari Kurri	8
1989-90	Glenn Anderson	7
1990-91	Esa Tikkanen	6
1991-92	Vincent Damphousse	8
1992-93	Kelly Buchberger, Craig MacTavish, Scott Mellanby, Craig Simpson, Esa Tikkanen	3
1993-94	Scott Pearson	7
1994-95	Kelly Buchberger	5
1995-96	Jason Arnott	5
1996-97	Dean McAmmond	6
1997-98	Doug Weight	4
1998-99	Boyd Devereaux, Boris Mironov (D), Rem Murray	4
1999-00	Alex Selivanov	5
2000-01	Ryan Smyth	6
2001-02	Anson Carter	6
2002-03	Mike Comrie	6
2003-04	Ryan Smyth	6
2004-05	No Season - NHL Lockout	n/a

2005-06	Shawn Horcoff	5
2006-07	Petr Sykora	6
2007-08	Andrew Cogliano	5
2008-09	Dustin Penner, Sheldon Souray (D)	5
2009-10	Patrick O'Sullivan, Gilbert Brule	5
2010-11	Jordan Eberle	3
2011-12	Taylor Hall	7
2012-13	Taylor Hall	4
2013-14	Jordan Eberle, Ryan Nugent-Hopkins	4
2014-15	Benoit Pouliot	3
2015-16	Taylor Hall	6
2016-17	Mark Letestu, Connor McDavid	6

## GAME TYING GOALS

SEASON	PLAYER	GTG
1979-80	Wayne Gretzky	4
1980-81	Dave Hunter	3
1981-82	Wayne Gretzky	4
1982-83	Mark Messier	5
1983-84	Glenn Anderson, Paul Coffey, Jari Kurri, Willy Lindstrom, Dave Lumley	1
1984-85	Jari Kurri	3
1985-86	Paul Coffey, Wayne Gretzky, Jari Kurri, Mike Krushelnyski, Mark Napier	1
1986-87	Esa Tikkanen	1
1987-88	Mark Messier	2
1988-89	Craig MacTavish	2
1989-90	Martin Gelin, Mark Messier	2
1990-91	Martin Gelin, Joe Murphy	2
1991-92	Joe Murphy	2
1992-93	Dave Manson, Scott Mellanby	1
1993-94	Zdeno Ciger	2
1994-95	Kirk Maltby, David Oliver	1
1995-96	Jason Arnott, Todd Marchant, Doug Weight	1
1996-97	Jason Arnott	1
1997-98	Ryan Smyth	2
1998-99	Ryan Smyth	2
1999-00	Todd Marchant	2
2000-01	Doug Weight	2
2001-02	Mike Comrie	3
2002-03	Anson Carter, Jason Chimera, Radek Dvorak, Todd Marchant, Ethan Moreau, Ryan Smyth	1
2003-04	Radek Dvorak, Ethan Moreau	2
2004-05	No Season - NHL Lockout	n/a

## SHOOTOUT DECIDING GOALS

SEASON	PLAYER	GDG
2005-06	Marty Reasoner, Ryan Smyth, Raffi Torres	1
2006-07	Fernando Pisani, Ryan Smyth	2
2007-08	Sam Gagner, Ales Hemsky	4
2008-09	Ales Hemsky	2
2009-10	Shawn Horcoff	3
2010-11	Jordan Eberle, Linus Omark	1
2011-12	Ryan Nugent-Hopkins	2
2012-13	Sam Gagner	2
2013-14	Sam Gagner, Taylor Hall, David Perron	1
2014-15	Rob Klunkhammer, Martin Marincin (D), Teddy Purcell, Derek Roy, Nail Yakupov	1
2015-16	Jordan Eberle, Matt Hendricks, Ryan Nugent-Hopkins	1
2016-17	Leon Draisaitl	2

## PLUS/MINUS

SEASON	PLAYER	+/-
1979-80	Wayne Gretzky	+82
1980-81	Charlie Huddy (D)	+62
1981-82	Wayne Gretzky, Charlie Huddy (D)	+81
1982-83	Wayne Gretzky	+78
1983-84	Wayne Gretzky	+98



## EDMONTON OILERS YEARLY LEADERS (1979-80 TO 2016-17)

1984-85	Wayne Gretzky	+71
1985-86	Wayne Gretzky	+70
1986-87	Wayne Gretzky	+70
1987-88	Steve Smith (D)	+40
1988-89	Craig Muni (D)	+43
1989-90	Randy Gregg (D)	+24
1990-91	Petr Klima	+24
1991-92	Norm Maciver (D)	+20
1992-93	Martin Gelinas	+3
1993-94	Dean McAmmond	+12
1994-95	Iain Fraser	+3
1995-96	Mariusz Czerkawski	+7
1996-97	Bryan Marchment (D)	+13
1997-98	Todd Marchant, Dean McAmmond	+9
1998-99	Tom Poti (D)	+10
1999-00	Jason Smith (D)	+16
2000-01	Eric Brewer (D), Igor Ulanov (D)	+15
2001-02	Mike Comrie	+16
2002-03	Marty Reasoner	+19
2003-04	Igor Ulanov (D)	+19
2004-05	No Season - NHL Lockout	n/a
2005-06	Steve Staios (D)	+10
2006-07	Daniel Tjernqvist (D)	+3
2007-08	Robert Nilsson	+8
2008-09	Denis Grebeshkov (D)	+12
2009-10	Ales Hemsky	+7
2010-11	Ryan Whitney (D)	+13
2011-12	Sam Gagner, Andy Sutton (D)	+5
2012-13	Shawn Horcoff, Corey Potter (D)	+8
2013-14	Ryan Jones	+0
2014-15	Steve Pinizzotto	+1
2015-16	Brandon Davidson (D)	+7
2016-17	Connor McDavid	+27

## SHOTS ON GOAL

SEASON	PLAYER	SOG
1979-80	Wayne Gretzky	284
1980-81	Wayne Gretzky	261
1981-82	Wayne Gretzky	369
1982-83	Wayne Gretzky	348
1983-84	Wayne Gretzky	324
1984-85	Wayne Gretzky	358
1985-86	Wayne Gretzky	350
1986-87	Wayne Gretzky	288
1987-88	Glenn Anderson	255
1988-89	Jimmy Carson	240
1989-90	Mark Messier	211
1990-91	Esa Tikkanen	235
1991-92	Vincent Damphousse	247
1992-93	Dave Manson (D)	244
1993-94	Igor Kravchuk (D)	197
1994-95	Jason Arnott	156
1995-96	Jason Arnott	244
1996-97	Ryan Smyth	265
1997-98	Ryan Smyth, Doug Weight	205
1998-99	Bill Guerin	261
1999-00	Ryan Smyth	238
2000-01	Ryan Smyth	245
2001-02	Jochen Hecht	211
2002-03	Ryan Smyth	199
2003-04	Ryan Smyth	245
2004-05	No Season - NHL Lockout	n/a
2005-06	Jarret Stoll	243
2006-07	Petr Sykora	206
2007-08	Dustin Penner	201
2008-09	Sheldon Souray (D)	268
2009-10	Dustin Penner	203
2010-11	Taylor Hall	186
2011-12	Taylor Hall	207

2012-13	Taylor Hall	154
2013-14	Taylor Hall	250
2014-15	Nail Yakupov	191
2015-16	Taylor Hall	286
2016-17	Connor McDavid	251

## SHOOTING PERCENTAGE

Minimum 80 shots on goal from 1979-80 to 1991-92.

Minimum 84 shots on goal from 1992-93 to 1993-94.

Minimum 48 shots on goal from 1994-95.

Minimum 82 shots on goal from 1995-96 to 2016-17.

SEASON	PLAYER	PCT. (G-SHOTS)
1979-80	Stan Weir	25.6 (33-129)
1980-81	Wayne Gretzky	21.1 (55-261)
1981-82	Wayne Gretzky	24.9 (92-369)
1982-83	Ken Linseman	23.4 (33-141)
1983-84	Wayne Gretzky	26.9 (87-324)
1984-85	Jari Kurri	27.2 (71-261)
1985-86	Jari Kurri	28.8 (68-236)
1986-87	Esa Tikkanen	27.0 (34-126)
1987-88	Craig Simpson	36.4 (43-118)
1988-89	Craig Simpson	28.9 (35-121)
1989-90	Craig Simpson	22.5 (29-129)
1990-91	Craig Simpson	21.0 (30-143)
1991-92	Kelly Buchberger	22.2 (20-90)
1992-93	Craig Simpson	26.4 (24-91)
1993-94	Jason Arnott	17.0 (33-194)
1994-95	Roman Oksiuta	21.2 (11-52)
1995-96	Zdeno Ciger	16.8 (31-184)
1996-97	Andrei Kovalenko	19.6 (32-163)
1997-98	Dean McAmmond	14.8 (19-128)
1998-99	Rem Murray	18.1 (21-116)
1999-00	Alex Selivanov	22.1 (27-122)
2000-01	Mike Grier	16.1 (20-124)
2001-02	Mike Comrie	19.4 (33-170)
2002-03	Jason Chimera	15.6 (14-90)
2003-04	Fernando Pisani	16.2 (16-99)
2004-05	No Season - NHL Lockout	n/a
2005-06	Raffi Torres	16.5 (27-164)
2006-07	Ryan Smyth	19.3 (31-161)
2007-08	Andrew Coglian	18.4 (18-98)
2008-09	Andrew Coglian	15.5 (18-116)
2009-10	Dustin Penner	15.8 (32-203)
2010-11	Dustin Penner	15.3 (21-137)
2011-12	Jordan Eberle	18.9 (34-180)
2012-13	Nail Yakupov	21.0 (17-81)
2013-14	Jordan Eberle	14.0 (28-200)
2014-15	Benoit Pouliot	18.1 (19-105)
2015-16	Patrick Maroon	20.5 (8-39)
2016-17	Leon Draisaitl	16.9 (29-172)

## REAL TIME SCORING STATISTICS

**NOTE:** The NHL began recording real time scoring statistics as official league statistics in 1997-98. From 2002-03 to 2003-04, only time on ice and face-off statistics were recorded by the NHL.

## TIME ON ICE

SEASON	PLAYER	TOI/GP
1997-98	Not recorded	n/a
1998-99	Boris Mironov (D)	25:55
1999-00	Roman Hamrlik (D)	25:17
2000-01	Janne Niinimaa (D)	25:20
2001-02	Janne Niinimaa (D)	26:01
2002-03	Eric Brewer (D)	24:56
2003-04	Eric Brewer (D)	24:39
2004-05	No Season - NHL Lockout	n/a
2005-06	Chris Pronger (D)	27:59
2006-07	Daniel Tjernqvist (D)	22:41



## EDMONTON OILERS YEARLY LEADERS (1979-80 TO 2016-17)

2007-08	Sheldon Souray (D)	24:20
2008-09	Sheldon Souray (D)	24:50
2009-10	Ryan Whitney (D)	25:22
2010-11	Ryan Whitney (D)	25:20
2011-12	Jeff Petry (D)	21:45
2012-13	Jeff Petry (D)	21:54
2013-14	Justin Schultz (D)	23:20
2014-15	Justin Schultz (D)	22:36
2015-16	Oscar Klefbom (D)	21:53
2016-17	Oscar Klefbom (D)	22:22

2007-08	Marty Reasoner	45
2008-09	Shawn Horcoff	53
2009-10	Dustin Penner	51
2010-11	Jordan Eberle	56
2011-12	Ryan Smyth	54
2012-13	Jeff Petry (D)	32
2013-14	Taylor Hall	76
2014-15	Ryan Nugent-Hopkins	54
2015-16	Taylor Hall	64
2016-17	Connor McDavid	76

## HITS

SEASON	PLAYER	HITS
1997-98	Boris Mironov (D)	193
1998-99	Mike Grier	188
1999-00	Jason Smith (D)	260
2000-01	Jason Smith (D)	254
2001-02	Jason Smith (D)	220
2002-03	Not Recorded	n/a
2003-04	Not Recorded	n/a
2004-05	No Season - NHL Lockout	n/a
2005-06	Jason Smith (D)	151
2006-07	Jason Smith (D)	151
2007-08	Jarret Stoll	122
2008-09	Ethan Moreau	126
2009-10	J-F Jacques	158
2010-11	Theo Peckham (D)	196
2011-12	Ladislav Smid (D)	186
2012-13	Ladislav Smid (D)	151
2013-14	Jeff Petry (D)	181
2014-15	Matt Hendricks	220
2015-16	Matt Hendricks	175
2016-17	Adam Larsson (D)	253

## BLOCKED SHOTS

SEASON	PLAYER	BkS
1997-98	Not Recorded	n/a
1998-99	Not Recorded	n/a
1999-00	Jason Smith (D)	167
2000-01	Jason Smith (D)	210
2001-02	Jason Smith (D)	261
2002-03	Not Recorded	n/a
2003-04	Not Recorded	n/a
2004-05	No Season - NHL Lockout	n/a
2005-06	Jason Smith (D)	176
2006-07	Jason Smith (D)	228
2007-08	Steve Staios (D)	187
2008-09	Steve Staios (D)	157
2009-10	Tom Gilbert (D)	165
2010-11	Tom Gilbert (D)	172
2011-12	Ladislav Smid (D)	184
2012-13	Ladislav Smid (D)	119
2013-14	Jeff Petry (D)	132
2014-15	Mark Fayne (D)	125
2015-16	Andrej Sekera (D)	156
2016-17	Kris Russell (D)	213

## TAKEAWAYS

SEASON	PLAYER	TkA
1997-98	Todd Marchant	93
1998-99	Janne Niinimaa	53
1999-00	Todd Marchant, Ryan Smyth	58
2000-01	Todd Marchant	68
2001-02	Todd Marchant	83
2002-03	Not Recorded	n/a
2003-04	Not Recorded	n/a
2004-05	No Season - NHL Lockout	n/a
2005-06	Ryan Smyth	64
2006-07	Shawn Horcoff	75

## FACE-OFF WINNING PERCENTAGE

(Minimum 410 Face-Offs)  
(Minimum 205 Face-Offs 48 Game Season)\*

SEASON	PLAYER	PCT. (FOW-TFO)
1997-98	Jason Arnott	51.8 (299-577)
1998-99	Josef Beranek	50.2 (633-1261)
1999-00	Jim Dowd	54.03 (389-720)
2000-01	Todd Marchant	53.84 (834-1549)
2001-02	Marty Reasoner	55.53 (261-470)
2002-03	Todd Marchant	58.01 (775-1336)
2003-04	Adam Oates	57.23 (487-851)
2004-05	No Season - NHL Lockout	n/a
2005-06	Jarret Stoll	56.75 (765-1348)
2006-07	Jarret Stoll	55.60 (501-901)
2007-08	Jarret Stoll	55.09 (677-1229)
2008-09	Shawn Horcoff	53.92 (937-1756)
2009-10	Dustin Penner	47.7 (201-421)
2010-11	Shawn Horcoff	48.3 (393-420)
2011-12	Eric Belanger	55.3 (557-1007)
2012-13	Eric Belanger	53.7 (203-378)*
2013-14	Boyd Gordon	56.5 (843-1492)
2014-15	Boyd Gordon	55.9 (681-1218)
2015-16	Matt Hendricks	55.4 (251-453)
2016-17	Mark Letestu	50.4 (452-896)

## FACE-OFFS WON

SEASON	PLAYER	FOW
1997-98	Doug Weight	829
1998-99	Todd Marchant	725
1999-00	Todd Marchant	843
2000-01	Todd Marchant	834
2001-02	Todd Marchant	798
2002-03	Todd Marchant	775
2003-04	Shawn Horcoff	698
2004-05	No Season - NHL Lockout	n/a
2005-06	Jarret Stoll	765
2006-07	Shawn Horcoff	720
2007-08	Jarret Stoll	677
2008-09	Shawn Horcoff	947
2009-10	Shawn Horcoff	621
2010-11	Andrew Cogliano	461
2011-12	Shawn Horcoff	728
2012-13	Sam Gagner	325*
2013-14	Boyd Gordon	843
2014-15	Boyd Gordon	681
2015-16	Mark Letestu	596
2016-17	Ryan Nugent-Hopkins	556





## EDMONTON OILERS ROOKIE RECORDS (1979-80 TO 2016-17)

## TOP 20 ROOKIE SCORERS

RK	PLAYER	GP	G	A	PTS	PIM	SEASON
1	Jari Kurri	75	32	43	75	40	1980-81
2	Jason Arnott	78	33	35	68	104	1993-94
3	Dave Lumley	80	20	38	58	138	1979-80
4	Glenn Anderson	58	30	23	53	24	1980-81
5	RYAN NUGENT-HOPKINS	62	18	34	52	16	2011-12
6	Sam Gagner	79	13	36	49	23	2007-08
7	CONNOR MCDAVID	45	16	32	48	18	2015-16
8	Andrew Coglian	82	18	27	45	20	2007-08
9	Jordan Eberle	69	18	25	43	22	2010-11
10	Taylor Hall	65	22	20	42	27	2010-11
11	Raimo Summanen	73	19	18	37	16	1985-86
12	Miroslav Satan	62	18	17	35	22	1995-96
13	Risto Siltanen (D)	64	6	29	35	26	1979-80
14	Magnus Paajarvi	80	15	19	34	16	2010-11
15	Jaroslav Pouzar	74	15	18	33	57	1982-83
16	Tom Gilbert (D)	82	13	20	33	20	2007-08
17	Mike Grier	79	15	17	32	45	1996-97
18	Paul Coffey (D)	74	9	23	32	130	1980-81
19	Nail Yakupov	48	17	14	31	24	2012-13
20	Rem Murray	82	11	20	31	16	1996-97

## ROOKIE GOALTENDERS (MIN 5 GAMES PLAYED)

GOALTENDERS	SEASON	GP	MINS	GA	GAA	SO	W-L-T/OTL	W%	SA	SV%
Grant Fuhr	1981-82	48	2842	157	3.31	0	28-5-14	.745	1537	.898
Jeff Deslauriers	2009-10	48	2798	152	3.26	3	16-28-4	.375	1529	.900
Devan Dubnyk	2010-11	35	2061	93	2.71	2	12-13-8	.485	1103	.916
Anders Nilsson	2015-16	26	1413	74	3.14	0	10-12-2	.458	745	.901
Fred Brathwaite	1993-94	19	982	58	3.54	0	3-10-3	.281	523	.889
Devan Dubnyk	2009-10	19	1075	64	3.57	0	4-10-2	.312	579	.889
Joaquin Gage	1995-96	16	717	45	3.77	0	2-8-1	.227	350	.871
Fred Brathwaite	1994-95	14	601	40	4.00	0	2-5-1	.312	292	.863
Jeff Deslauriers	2008-09	10	549	30	3.34	0	4-3-0	.571	302	.901
Andy Moog	1981-82	8	399	32	4.82	0	3-5-0	.375	201	.841
LAURENT BROSSOIT	2016-17	8	332	11	1.99	0	4-1-0	.800	153	.928
Andy Moog	1980-81	7	313	20	3.82	0	3-3-0	.500	170	.882
Don Cutts	1979-80	6	269	16	3.57	0	1-2-1	.333	142	.887
Daryl Reaugh	1987-88	6	176	14	4.79	0	1-1-0	.500	114	.877
Steve Passmore	1998-99	6	362	17	2.82	0	1-4-1	.250	183	.907
LAURENT BROSSOIT	2015-16	5	300	17	3.61	0	0-4-1	.100	142	.873

Other rookie goaltenders to appear in less than five games in one season (Laurent Brossoit, Ty Conklin, Bob Dupuis, Randy Exelby, Joaquin Gage, Mike Greenlay, Mike Minard, Daryl Reaugh, Mike Zanier)



## TOP ROOKIE SEASONS

## GAMES PLAYED

1.	82	Rem Murray	1996-97
		Andrew Cogliano	2007-08
		Tom Gilbert (D)	2007-08
4.	80	Dave Lumley	1979-80
		Randy Gregg (D)	1982-83
		Magnus Paajarvi	2010-11
7.	79	Mike Grier	1996-97
		Sam Gagner	2007-08
9.	78	Jason Arnott	1993-94
10.	77	Ladislav Smid	2006-07

## PENALTY MINUTES

1.	234	Kelly Buchberger	1988-89
2.	188	Sean Brown (D)	1998-99
3.	166	Steve Smith (D)	1985-86
4.	138	Dave Lumley	1980-81
5.	130	Paul Coffey (D)	1980-81
6.	127	Luke Gazdic	2013-14
7.	124	Jeff Beukeboom (D)	1986-87
8.		Louie Debrusk	1991-92
9.	105	Zack Stortini	2006-07
10.	104	Jason Arnott	1993-94

## GOALS

1.	33	Jason Arnott	1993-94
2.	32	Jari Kurri	1980-81
3.	30	Glenn Anderson	1980-81
4.	22	Taylor Hall	2010-11
5.	20	Dave Lumley	1979-80
6.	19	Raimo Summanen	1985-86
7.	18	Miroslav Satan	1995-96
		Andrew Cogliano	2007-08
		Jordan Eberle	2010-11
		RYAN NUGENT-HOPKINS	2011-12

## GOALTENDERS - GAMES PLAYED

1.	48	Grant Fuhr	1981-82
2.		Jeff Deslauriers	2009-10
3.	35	Devan Dubnyk	2010-11
4.	26	Anders Nilsson	2015-16
5.	19	Fred Brathwaite	1993-94
	19	Devan Dubnyk	2009-10

## ASSISTS

1.	43	Jari Kurri	1980-81
2.	38	Dave Lumley	1979-80
3.	36	Sam Gagner	2007-08
4.	35	Jason Arnott	1993-94
5.	34	RYAN NUGENT-HOPKINS	2011-12
6.	32	CONNOR MCDAVID	2015-16
7.	29	Risto Siltanen (D)	1979-80
8.	27	Andrew Cogliano	2007-08
9.	25	Jordan Eberle	2010-11
10.	24	Ales Hemsky	2002-03

## GOALTENDERS - WINS

1.	28	Grant Fuhr	1981-82
2.	16	Jeff Deslauriers	2009-10
3.	12	Devan Dubnyk	2010-11
4.	10	Anders Nilsson	2015-16
5.	4	Jeff Deslauriers	2008-09
		Devan Dubnyk	2009-10
		Laurent Brossoit	2016-17

## EDMONTON OILERS ROOKIE LEADERS (OTHER CATEGORIES)

## SKATERS

GOALS BY A DEFENCEMAN	13	Tom Gilbert	2007-08
ASSISTS BY A DEFENCEMAN	29	Risto Siltanen	1979-80
POWER PLAY GOALS	10	Glenn Anderson	1980-81
		Jason Arnott	1993-94
		David Oliver	1994-95
SHORTHANDED GOALS	3	Glenn Anderson	1980-81
		Mats Lindgren	1996-97
GAME WINNING GOALS	6	Dave Lumley	1979-80
GAME TYING GOALS	2	Glenn Anderson	1980-81
		Jari Kurri	1980-81
		Martin Gelas	1989-90
SHOOTOUT DECIDING GOALS	4	Sam Gagner	2007-08
HAT TRICKS	3	Jari Kurri	1980-81
PLUS/MINUS	+30	Steve Smith	1985-86
SHOTS ON GOAL	202	Jari Kurri	1980-81

## GOALTENDERS

MINUTES (by a goaltender)	2842	Grant Fuhr	1981-82
SAVES (by a goaltender)	1377	Jeff Deslauriers	2009-10
GOALS AGAINST AVERAGE (min. 10 GP)	2.71	Devan Dubnyk	2010-11
SAVE PERCENTAGE (min. 10 GP)	.916	Devan Dubnyk	2010-11



## EDMONTON OILERS MULTIPLE POINT GAMES

ALL-TIME LEADERS	GOALS					ASSISTS					POINTS								TOT	GP	
	2	3	4	5	6	7	8	9	10	11	12	13	14	15	16	17	18	19			20
Wayne Gretzky	94	30	9	4									171	143	79	57	14	6	2	472	696
Mark Messier	57	10	3	0									185	88	24	2	1	0	0	300	851
Jari Kurri	84	18	1	1									160	91	31	10	4	0	0	296	754
Glenn Anderson	55	17	3	0									147	68	19	4	2	0	0	240	845
Paul Coffey	36	3	1	0									97	63	4	8	1	0	1	174	532
Doug Weight	19	1	0	0									116	27	7	1	0	0	0	151	588
Ryan Smyth	36	5	0	0									103	34	5	0	0	0	0	142	971
Ales Hemsky	10	1	0	0									93	15	6	1	0	0	0	115	652
Esa Tikkanen	25	5	0	0									66	32	5	2	0	0	0	105	522
Craig Simpson	27	2	0	0									68	20	4	0	0	0	0	92	419
Jordan Eberle	21	2	0	0									69	19	4	0	0	0	0	92	507
Shawn Horcoff	8	1	0	0									66	19	2	0	0	0	0	87	796
Taylor Hall	9	4	0	0									50	22	4	1	0	0	0	77	381
Charlie Huddy	3	0	0	0									55	13	2	0	0	0	0	70	694
Todd Marchant	13	0	0	0									53	8	2	0	0	0	0	63	678
Sam Gagner	8	1	1	0									45	10	1	0	0	0	1	57	481
Mike Krushelnyski	9	1	0	0									43	10	3	0	0	0	0	56	290
RYAN NUGENT-HOPKINS	10	2	0	0									46	7	2	1	0	0	0	56	395
Kevin Lowe	1	0	0	0									45	7	0	0	1	0	0	53	1037
Jason Arnott	16	2	0	0									38	11	2	1	0	0	0	52	286
Ken Linseman	4	1	0	0									42	7	2	0	0	0	0	51	202
Dale Hunter	5	0	0	0									43	7	1	0	0	0	0	51	653
Craig MacLavish	11	2	0	0									39	9	3	0	0	0	0	51	701
Petr Klima	16	3	0	0									36	11	1	1	0	0	0	49	274
Steve Smith	2	0	0	0									35	8	3	0	0	0	0	46	385
Dave Lumley	7	2	0	0									35	5	3	2	1	0	0	46	386
Brett Callighen	9	0	0	0									31	12	0	0	0	0	0	43	160
CONNOR MCDAVID	4	1	0	0									27	14	0	1	0	0	0	42	127
Zdeno Ciger	6	0	0	0									33	7	1	0	0	0	0	41	204
Risto Siltanen	3	1	0	0									29	11	1	0	0	0	0	41	206
Anson Carter	13	0	0	0									33	8	0	0	0	0	0	41	211
Bill Guerin	16	0	0	0									36	4	1	0	0	0	0	41	211
Joe Murphy	7	1	0	0									32	6	3	0	0	0	0	41	222
Blair MacDonald	8	4	0	0									24	6	6	0	0	0	0	36	131
Dean McAmmond	5	0	0	0									30	6	0	0	0	0	0	36	303
Shayne Corson	5	1	0	0									29	5	1	0	0	0	0	35	192
LEON DRAISAITL	5	0	0	0									20	10	1	0	0	0	0	31	191

TEAM TOTALS	GOALS					ASSISTS					POINTS								TOTAL	
SEASON	2	3	4	5	6	7	8	9	10	11	12	13	14	15	16	17	18	19		20
1979-80	37	7	0	0									123	37	13	2	1	0	0	178
1980-81	30	10	1	1									129	47	16	5	1	1	0	199
1981-82	51	10	3	1									171	65	21	13	2	1	0	273
1982-83	56	9	1	0									181	58	20	6	3	0	0	278
1983-84	52	14	5	2									162	82	20	14	3	1	2	284
1984-85	58	16	1	1									170	60	25	12	5	0	0	272
1985-86	60	13	1	0									150	80	27	11	7	2	1	278
1986-87	50	6	1	0									141	66	16	10	0	0	0	233
1987-88	40	8	1	1									146	55	21	8	1	0	0	231
1988-89	46	5	2	0									131	40	21	5	1	0	0	198
1989-90	36	6	1	0									139	44	9	2	0	0	0	194
1990-91	28	5	0	0									107	38	7	1	0	0	0	153
1991-92	27	1	1	0									129	25	5	1	0	0	0	160
1992-93	22	1	0	0									103	11	1	0	0	0	0	115
1993-94	25	2	0	0									106	27	5	0	0	0	0	138
1994-95	12	2	0	0									60	10	1	0	0	0	0	71
1995-96	21	2	0	0									99	26	3	1	0	0	0	129
1996-97	23	4	0	0									87	20	4	0	0	0	0	111
1997-98	15	0	0	0									89	12	2	0	0	0	0	103
1998-99	25	2	0	0									83	15	2	0	0	0	0	100
1999-00	16	4	1	0									91	15	3	1	0	0	0	110
2000-01	20	2	0	0									94	17	2	1	0	0	0	114
2001-02	17	0	0	0									79	12	2	0	0	0	0	93
2002-03	20	1	0	0									93	17	2	0	0	0	0	112
2003-04	15	0	0	0									98	11	0	0	0	0	0	109
2005-06	22	2	0	0									111	20	5	0	0	0	0	136
2006-07	17	1	0	0									76	11	5	0	0	0	0	92
2007-08	16	0	0	0									97	13	1	0	0	0	0	111
2008-09	10	3	0	0									103	17	4	0	0	0	0	124
2009-10	14	0	0	0									87	9	2	2	0	0	0	100
2010-11	7	1	0	0									81	9	1	0	0	0	0	91
2011-12	14	4	1	0									78	15	5	1	0	0	1	100
2012-13	9	2	0	0									52	11	2	1	0	0	0	66
2013-14	14	2	0	0									82	19	3	0	0	0	0	104
2014-15	15	1	0	0									55	12	1	0	0	0	0	68
2015-16	17	2	0	0									65	22	4	1	0	0	0	93
2016-17	17	4	0	0									85	27	3	0	0	0	0	115
TOTALS	974	152	20	6									3933	1075	284	98	25	6	4	5436

**NOTE:** Each column represents only the number of games in which the exact number of goals, assists or points were scored. For example, the two-goal column only indicates the number of games in which the player scored exactly two goals and does not include his three-or-more goal games.



## EDMONTON OILERS 20 OR MORE GOAL SEASONS BY PLAYER (1979-80 TO 2016-17)

PLAYER	GOALS									TOTAL
	20	30	40	50	60	70	80	90		
Jari Kurri	-	3	3	2	1	1	-	-	10	
Glenn Anderson	1	5	2	2	-	-	-	-	10	
Mark Messier	2	5	2	1	-	-	-	-	10	
Wayne Gretzky	-	-	1	3	1	2	1	1	9	
Ryan Smyth	4	4	-	-	-	-	-	-	8	
Craig Simpson	3	2	1	-	-	-	-	-	6	
Doug Weight	6	-	-	-	-	-	-	-	6	
Paul Coffey	2	1	2	-	-	-	-	-	5	
Esa Tikkanen	2	3	-	-	-	-	-	-	5	
Jordan Eberle	4	1	-	-	-	-	-	-	5	
Taylor Hall	5	-	-	-	-	-	-	-	5	
Petr Klima	2	1	1	-	-	-	-	-	4	
Craig MacTavish	4	-	-	-	-	-	-	-	4	
Pat Hughes	3	-	-	-	-	-	-	-	3	
Jason Arnott	1	1	-	-	-	-	-	-	2	
Brett Callighen	2	-	-	-	-	-	-	-	2	
Anson Carter	2	-	-	-	-	-	-	-	2	
Zdeno Ciger	1	1	-	-	-	-	-	-	2	
Mike Comrie	1	1	-	-	-	-	-	-	2	
Mike Grier	2	-	-	-	-	-	-	-	2	
Bill Guerin	1	1	-	-	-	-	-	-	2	
Matti Hagman	2	-	-	-	-	-	-	-	2	
Ales Hemsky	2	-	-	-	-	-	-	-	2	
Shawn Horcoff	2	-	-	-	-	-	-	-	2	
Mike Krushelnyski	1	-	1	-	-	-	-	-	2	
Dave Lumley	1	1	-	-	-	-	-	-	2	
Joe Murphy	1	1	-	-	-	-	-	-	2	
Dustin Penner	2	1	-	-	-	-	-	-	3	
Raffi Torres	2	-	-	-	-	-	-	-	2	
Jimmy Carson	-	-	1	-	-	-	-	-	1	
Blair MacDonald	-	-	1	-	-	-	-	-	1	
Vincent Damphousse	-	1	-	-	-	-	-	-	1	
Andrei Kovalenko	-	1	-	-	-	-	-	-	1	
Ken Linseman	-	1	-	-	-	-	-	-	1	
CONNOR MCDAVID	-	1	-	-	-	-	-	-	1	
Stan Weir	-	1	-	-	-	-	-	-	1	
Kelly Buchberger	1	-	-	-	-	-	-	-	1	
Shayne Corson	1	-	-	-	-	-	-	-	1	
Mariusz Czerkawski	1	-	-	-	-	-	-	-	1	
LEON DRAISAITL	1	-	-	-	-	-	-	-	1	
Martin Gelinas	1	-	-	-	-	-	-	-	1	
Charlie Huddy	1	-	-	-	-	-	-	-	1	
Dave Hunter	1	-	-	-	-	-	-	-	1	
Willy Lindstrom	1	-	-	-	-	-	-	-	1	
MILAN LUCIC	1	-	-	-	-	-	-	-	1	
Todd Marchant	1	-	-	-	-	-	-	-	1	
PATRICK MAROON	1	-	-	-	-	-	-	-	1	
Scott Mellanby	1	-	-	-	-	-	-	-	1	
Ethan Moreau	1	-	-	-	-	-	-	-	1	
Rem Murray	1	-	-	-	-	-	-	-	1	
Mark Napier	1	-	-	-	-	-	-	-	1	
Bernie Nicholls	1	-	-	-	-	-	-	-	1	
RYAN NUGENT-HOPKINS	1	-	-	-	-	-	-	-	1	
David Oliver	1	-	-	-	-	-	-	-	1	
David Perron	1	-	-	-	-	-	-	-	1	
Alex Selivanov	1	-	-	-	-	-	-	-	1	
TOTALS (56 players)	81	37	15	8	2	3	1	1	148	



## EDMONTON OILERS 20 GOAL SEASONS BY SEASON (1979-80 TO 2016-17)

PLAYER	GOALS								TOT
	20	30	40	50	60	70	80	90	
1979-80	2	1	1	1	-	-	-	-	5
1980-81	3	2	-	1	-	-	-	-	6
1981-82	3	3	-	1	-	-	-	1	8
1982-83	3	1	3	-	-	1	-	-	8
1983-84	3	1	1	2	-	-	1	-	8
1984-85	1	1	2	-	-	2	-	-	6
1985-86	2	1	1	2	1	-	-	-	7
1986-87	1	3	-	1	1	-	-	-	6
1987-88	2	2	3	-	-	-	-	-	7
1988-89	1	3	2	-	-	-	-	-	6
1989-90	3	3	1	-	-	-	-	-	7
1990-91	4	1	1	-	-	-	-	-	6
1991-92	6	2	-	-	-	-	-	-	8
1992-93	1	1	-	-	-	-	-	-	2
1993-94	3	1	-	-	-	-	-	-	4
1994-95	-	-	-	-	-	-	-	-	0
1995-96	3	1	-	-	-	-	-	-	4
1996-97	2	2	-	-	-	-	-	-	4
1997-98	2	-	-	-	-	-	-	-	2
1998-99	2	1	-	-	-	-	-	-	3
1999-00	4	-	-	-	-	-	-	-	4
2000-01	2	1	-	-	-	-	-	-	3
2001-02	1	1	-	-	-	-	-	-	2
2002-03	5	-	-	-	-	-	-	-	5
2003-04	3	-	-	-	-	-	-	-	3
2004-05	NO SEASON – NHL LOCKOUT								
2005-06	3	1	-	-	-	-	-	-	4
2006-07	1	1	-	-	-	-	-	-	2
2007-08	3	-	-	-	-	-	-	-	3
2008-09	2	-	-	-	-	-	-	-	2
2009-10	-	1	-	-	-	-	-	-	1
2010-11	1	-	-	-	-	-	-	-	1
2011-12	1	1	-	-	-	-	-	-	2
2012-13	-	-	-	-	-	-	-	-	-
2013-14	3	-	-	-	-	-	-	-	3
2014-15	2	-	-	-	-	-	-	-	2
2015-16	2	-	-	-	-	-	-	-	2
2016-17	4	1	-	-	-	-	-	-	5
<b>TOTALS</b>	<b>84</b>	<b>37</b>	<b>15</b>	<b>8</b>	<b>2</b>	<b>3</b>	<b>1</b>	<b>1</b>	<b>148</b>

(38 seasons, incl. lockout year)



## EDMONTON OILERS 20 OR MORE GOAL SEASONS (1979-80 TO 2016-17)

**92 GOALS (1) (Oilers/NHL Record)**

Wayne Gretzky# 1981-82

**87 GOALS (1)**

Wayne Gretzky# 1983-84

**73 GOALS (1)**

Wayne Gretzky# 1984-85

**71 GOALS (2)**

Wayne Gretzky# 1982-83

Jari Kurri 1984-85

**68 GOALS (1)**

Jari Kurri# 1985-86

**62 GOALS (1)**

Wayne Gretzky# 1986-87

**55 GOALS (1)**

Wayne Gretzky 1980-81

**54 GOALS (3)**

Glenn Anderson 1983-84

Glenn Anderson 1985-86

Jari Kurri 1986-87

**52 GOALS (2)**

Jari Kurri 1983-84

Wayne Gretzky 1985-86

**51 GOALS (1)**

Wayne Gretzky 1979-80

**50 GOALS (1)**

Mark Messier 1981-82

**49 GOALS (1)**

Jimmy Carson 1988-89

**48 GOALS (3)**

Glenn Anderson 1982-83

Mark Messier 1982-83

Paul Coffey (D) 1985-86

**46 GOALS (1)**

Blair MacDonald 1979-80

**45 GOALS (2)**

Jari Kurri 1982-83

Mark Messier 1989-90

**44 GOALS (1)**

Jari Kurri 1988-89

**43 GOALS (3)**

Mike Krushelnyski 1984-85

Jari Kurri 1987-88

\*Craig Simpson 1987-88 PIT, EDM

**42 GOALS (1)**

Glenn Anderson 1984-85

**40 GOALS (3)**

Paul Coffey (D) 1983-84

Wayne Gretzky 1987-88

Petr Klima 1990-91

**39 GOALS (1)**

Ryan Smyth 1996-97

**38 GOALS (3)**

Glenn Anderson 1981-82

Glenn Anderson 1987-88

Vincent Damphousse 1991-92

**37 GOALS (4)**

Mark Messier 1983-84

Paul Coffey 1984-85

Mark Messier 1986-87

Mark Messier 1987-88

**36 GOALS (1)**

Ryan Smyth 2005-06

**35 GOALS (4)**

Mark Messier 1985-86

Glenn Anderson 1986-87

Craig Simpson 1988-89

Joe Murphy 1991-92

**34 GOALS (3)**

Esa Tikkanen 1986-87

Glenn Anderson 1989-90

Jordan Eberle 2011-12

**33 GOALS (6)**

Stan Weir 1979-80

Ken Linseman 1982-83

Mark Messier 1988-89

Jari Kurri 1989-90

Jason Arnott (R) 1993-94

Mike Comrie 2001-02

**32 GOALS (6)**

Jari Kurri (R) 1980-81

Jari Kurri 1981-82

Dave Lumley 1981-82

Petr Klima 1992-93

Andrei Kovalenko 1996-97

Dustin Penner 2009-10

**31 GOALS (4)**

Esa Tikkanen 1988-89

Zdeno Ciger 1995-96

Ryan Smyth 2000-01

\*Ryan Smyth 2006-07 EDM, NYI

**30 GOALS (5)**

Glenn Anderson (R) 1980-81

Esa Tikkanen 1989-90

Craig Simpson 1990-91

Bill Guerin 1998-99

CONNOR MCDAVID 2016-17

**29 GOALS (3)**

Paul Coffey (D) 1981-82

Paul Coffey (D) 1982-83

Craig Simpson 1982-83

LEON DRAISAITL 2016-17

**28 GOALS (5)**

Jason Arnott 1995-96

Ryan Smyth 1999-00

Anson Carter 2001-02

Jordan Eberle 2013-14

David Perron 2013-14

**27 GOALS (7)**

Pat Hughes 1983-84

Joe Murphy 1990-91

Esa Tikkanen 1990-91

Alex Selivanov 1999-00

Ryan Smyth 2002-03

Raffi Torres 2005-06

Taylor Hall 2011-12

Taylor Hall 2013-14

PATRICK MAROON 2016-17

**26 GOALS (3)**

Mariusz Czerkawski 1996-97

Doug Weight 1997-98

Taylor Hall 2015-16

**25 GOALS (8)**

Brett Callighen	1980-81
Pat Hughes	1982-83
*Petr Klima	1989-90 DET, EDM
Shayne Corson	1993-94
Doug Weight	1995-96
Doug Weight	2000-01
*Anson Carter	2002-03 EDM, NYR
Jordan Eberle	2105-16

**24 GOALS (9)**

Pat Hughes	1981-82
Mark Napier	1985-86
Glenn Anderson	1990-91
Craig Simpson	1991-92
Craig Simpson	1992-93
Doug Weight	1993-94
Bill Guerin	1999-00
RYAN NUGENT-HOPKINS	2014-15
Jordan Eberle	2014-15

**23 GOALS (11)**

Brett Callighen	1979-80
Mark Messier	1980-81
Mark Messier	1984-85
Craig MacTavish	1985-86
Esa Tikkanen	1987-88
Scott Mellanby	1991-92
Ryan Smyth	2003-04
Dustin Penner	2007-08
Ales Hemsky	2008-09
Sheldon Souray (D)	2008-09
Taylor Hall (R)	2010-11
MILAN LUCIC	2016-17

**22 GOALS (8)**

Willy Lindstrom	1983-84
Dave Hunter	1983-84
Zdeno Ciger	1993-94
Mike York	2002-03
Jarret Stoll	2005-06
Shawn Horcoff	2005-06
Petr Sykora	2006-07
Taylor Hall	2010-11

**21 GOALS (9)**

Matti Hagman	1981-82
Craig MacTavish	1988-89
Craig MacTavish	1989-90
Petr Klima	1991-92
Doug Weight	1996-97
Rem Murray	1998-99
Doug Weight	1999-00
Shawn Horcoff	2007-08
*Dustin Penner	2010-11 EDM, LAK

**20 GOALS (19)**

Dave Lumley (R)	1979-80
Matti Hagman	1980-81
Charlie Huddy (D)	1982-83
Craig MacTavish	1986-87
Mike Krushelnyski	1987-88
Martin Gelinias	1990-91
Kelly Buchberger	1991-92
*Bernie Nicholls	1991-92 NYR, EDM
Anatoli Semenov	1991-92
David Oliver	1995-96
Ryan Smyth	1997-98
Mike Grier	1998-99
Mike Grier	2000-01
Mike Comrie	2002-03
Todd Marchant	2002-03
Ethan Moreau	2003-04
Raffi Torres	2003-04
Ales Hemsky	2007-08
Jordan Eberle	2016-17

(D) - Defenceman

(R) - Rookie

# - NHL Leader

\* - Indicates players who reached that total playing on two teams that season, including the Oilers



## EDMONTON OILERS THREE-OR-MORE GOAL GAMES (1979-80 TO 2016-17)

PLAYER	REGULAR SEASON				PLAYOFFS			OVERALL			
	3	4	5	TOT	3	4	TOT	3	4	5	TOT
Wayne Gretzky	30	9	4	43	5	2	7	35	11	4	50
Jari Kurri	18	1	1	20	5	2	7	23	3	1	27
Glenn Anderson	17	3	0	20	1	1	2	18	4	0	22
Mark Messier	10	3	0	13	2	1	3	12	4	0	16
Esa Tikkanen	5	0	0	5	0	0	0	5	0	0	8
Ryan Smyth	5	0	0	5	0	0	0	5	0	0	5
Paul Coffey	3	1	0	4	0	0	0	3	1	0	4
Petr Klima	3	0	0	3	1	0	1	4	0	0	4
Blair MacDonald	4	0	0	4	0	0	0	4	0	0	4
Taylor Hall	4	0	0	4	0	0	0	4	0	0	4
Alex Selivanov	2	1	0	3	0	0	0	2	1	0	3
RYAN NUGENT-HOPKINS	2	0	0	2	0	0	0	2	0	0	2
Jason Arnott	2	0	0	2	0	0	0	2	0	0	2
Mariusz Czerkawski	2	0	0	2	0	0	0	2	0	0	2
Sam Gagner	1	1	0	2	0	0	0	1	1	0	2
Dave Lumley	2	0	0	2	0	0	0	2	0	0	2
Craig MacIavish	2	0	0	2	0	0	0	2	0	0	2
Joe Murphy	1	0	0	1	1	0	1	2	0	0	2
Craig Simpson	2	0	0	2	0	0	0	2	0	0	2
Doug Weight	1	0	0	1	1	0	1	2	0	0	2
David Perron	1	0	0	1	0	0	0	1	0	0	1
Don Ashby	1	0	0	1	0	0	0	1	0	0	1
Marc-Andre Bergeron	1	0	0	1	0	0	0	1	0	0	1
Kelly Buchberger	1	0	0	1	0	0	0	1	0	0	1
Jimmy Carson	1	0	0	1	0	0	0	1	0	0	1
Erik Cole	1	0	0	1	0	0	0	1	0	0	1
Shayne Corson	1	0	0	1	0	0	0	1	0	0	1
Geoff Courtall	1	0	0	1	0	0	0	1	0	0	1
Vincent Damphousse	0	1	0	1	0	0	0	0	1	0	1
Boyd Devereaux	1	0	0	1	0	0	0	1	0	0	1
Jordan Eberle	1	0	0	1	0	0	0	1	0	0	1
Martin Gelin	1	0	0	1	0	0	0	1	0	0	1
Adam Graves	1	0	0	1	0	0	0	1	0	0	1
Mike Grier	1	0	0	1	0	0	0	1	0	0	1
Brent Grieve	1	0	0	1	0	0	0	1	0	0	1
Dave Hannan	1	0	0	1	0	0	0	1	0	0	1
Ales Hemsley	1	0	0	1	0	0	0	1	0	0	1
Shawn Horcoff	1	0	0	1	0	0	0	1	0	0	1
Pat Hughes	0	0	1	1	0	0	0	0	0	1	1
Ryan Jones	1	0	0	1	0	0	0	1	0	0	1
Lauri Korpikoski	1	0	0	1	0	0	0	1	0	0	1
Mike Krushelnyski	1	0	0	1	0	0	0	1	0	0	1
Normand Lacombe	1	0	0	1	0	0	0	1	0	0	1
Georges Laraque	1	0	0	1	0	0	0	1	0	0	1
Willy Lindstrom	1	0	0	1	0	0	0	1	0	0	1
Ken Linseman	1	0	0	1	0	0	0	1	0	0	1
Ethan Moreau	1	0	0	1	0	0	0	1	0	0	1
Rem Murray	1	0	0	1	0	0	0	1	0	0	1
David Oliver	1	0	0	1	0	0	0	1	0	0	1
Fernando Pisani	1	0	0	1	0	0	0	1	0	0	1
Dave Semenko	1	0	0	1	0	0	0	1	0	0	1
Gord Sherven	1	0	0	1	0	0	0	1	0	0	1
Risto Siltanen	1	0	0	1	0	0	0	1	0	0	1
Bill Guerin	0	0	0	0	1	0	1	1	0	0	1
Nail Yakupov	1	0	0	1	0	0	0	1	0	0	1
MILAN LUCIC	1	0	0	1	0	0	0	1	0	0	1
PATRICK MAROON	1	0	0	1	0	0	0	1	0	0	1
CONNOR MCDAVID	1	0	0	1	0	0	0	1	0	0	1
	151	20	6	177	20	6	26	19	26	6	203

## ACTIVE OILERS THREE-OR-MORE GOAL GAMES

## REGULAR SEASON

PLAYER	DATE	OPPONENT	GOALTENDER(S)
Ryan Nugent-Hopkins	October 15, 2011	vs. Vancouver	Roberto Luongo
Ryan Nugent-Hopkins	March 8, 2015	at Carolina	Cam Ward
Connor McDavid	November 19, 2016	at Dallas	Kari Lehtonen/Antti Niemi
Patrick Maroon	January 5, 2017	at Boston	Tuukka Rask
Milan Lucic	April 6, 2017	at San Jose	Martin Jones





## EDMONTON OILERS ALL-TIME THREE-OR-MORE GOAL GAMES (1979-80 TO 2016-17)

**TOTAL: 178 (151 3-GOAL GAMES, 21 4-GOAL GAMES, 6 5-GOAL GAMES)**

*NOTE: In the NO column, the first number indicates the number of hat tricks scored in that season and the second number indicates the player's career total.*

PLAYER	NO	GOALS	DATE	OPPONENT	GOALTENDER(S)
<b>1979-80 (7; 7 3-Goal Games)</b>					
1. Blair MacDonald	1-1	3	Oct. 19, 1979	vs. Quebec	Michel Dion
2. Blair MacDonald	2-2	3	Jan. 19, 1980	at Pittsburgh	Greg Millen
3. Blair MacDonald	3-3	3	Jan. 26, 1980	vs. Toronto	Paul Harrison (2), Vincent Tremblay (1)
4. Wayne Gretzky	1-1	3	Feb. 1, 1980	vs. Winnipeg	Pierre Hamel (2), Markus Mattsson (1)
5. Blair MacDonald	4-4	3	Feb. 15, 1980	vs. Washington	Wayne Stephenson
6. Wayne Gretzky	2-2	3	Mar. 21, 1980	vs. Pittsburgh	Greg Millen
7. Don Ashby	1-1	3	Mar. 29, 1980	at Toronto	Mike Palmateer

### 1980-81 (12; 10 3-Goal Games, 1 4-Goal Game, 1 5-Goal Game)

8. Dave Semenko	1-1	3	Oct. 19, 1980	at NY Rangers	Wayne Thomas (2), ENG (1)
9. Jari Kurri	1-1	3	Nov. 26, 1980	vs. Chicago	Tony Esposito
10. Wayne Gretzky	1-3	3	Dec. 23, 1980	at Los Angeles	Doug Keans
11. Jari Kurri	2-2	3	Jan. 11, 1981	at Quebec	Ron Grahame
12. Jari Kurri	3-3	3	Jan. 28, 1981	vs. Montreal	Richard Sevigny
13. Wayne Gretzky	2-4	3	Feb. 6, 1981	vs. Winnipeg	Pierre Hamel
14. Wayne Gretzky	3-5	5	Feb. 18, 1981	vs. St. Louis	Mike Liut (3), Ed Staniowski (2)
15. Glenn Anderson	1-1	3	Feb. 21, 1981	at Winnipeg	Markus Mattsson
16. Wayne Gretzky	4-6	4	Mar. 7, 1981	at Philadelphia	Rick St. Croix
17. Mark Messier	1-1	3	Mar. 16, 1981	vs. Pittsburgh	Greg Millen
18. Glenn Anderson	2-2	3	Mar. 25, 1981	at Hartford	Mike Veisor (2), ENG (1)
19. Risto Siltanen	1-1	3	Apr. 4, 1981	vs. Winnipeg	Markus Mattsson

### 1981-82 (14; 10 3-Goal Games, 3 4-Goal Games, 1 5-Goal Game)

20. Wayne Gretzky	1-7	4	Oct. 31, 1981	vs. Quebec	Dan Bouchard (1), Michel Plasse (3)
21. Glenn Anderson	1-3	3	Nov. 23, 1981	vs. Detroit	Gilles Gilbert
22. Wayne Gretzky	2-8	4	Nov. 25, 1981	vs. Los Angeles	Jim Rutherford
23. Mark Messier	1-2	3	Dec. 2, 1981	at Quebec	Dan Bouchard
24. Wayne Gretzky	3-9	3	Dec. 19, 1981	vs. Minnesota	Gilles Meloche
25. Dave Lumley	1-1	3	Dec. 19, 1981	vs. Minnesota	Gilles Meloche (2), ENG (1)
26. Wayne Gretzky	4-10	4	Dec. 27, 1981	vs. Los Angeles	Mario Lessard
27. Wayne Gretzky	5-11	5	Dec. 30, 1981	vs. Philadelphia	Pete Peeters (4), ENG (1)
28. Wayne Gretzky	6-12	3	Jan. 20, 1982	vs. St. Louis	Gary Edwards
29. Wayne Gretzky	7-13	3	Jan. 31, 1982	vs. Philadelphia	Rick St. Croix
30. Mark Messier	2-3	3	Feb. 17, 1982	vs. Minnesota	Don Beaupre
31. Wayne Gretzky	8-14	3	Feb. 19, 1982	vs. Hartford	Greg Millen
32. Wayne Gretzky	9-15	3	Feb. 24, 1982	at Buffalo	Don Edwards
33. Wayne Gretzky	10-16	3	Mar. 17, 1982	vs. Pittsburgh	Michel Dion

### 1982-83 (10; 9 3-Goal Games, 1 4-Goal Game)

34. Wayne Gretzky	1-17	3	Nov. 21, 1982	vs. Quebec	Clint Malarchuk
35. Paul Coffey	1-1	3	Dec. 11, 1982	at Minnesota	Don Beaupre
36. Jari Kurri	1-4	3	Dec. 17, 1982	vs. New Jersey	Glenn Resch (2), Shawn McKenzie (1)
37. Mark Messier	1-4	4	Dec. 19, 1982	vs. Montreal	Richard Sevigny, ENG (1)
38. Glenn Anderson	1-4	3	Dec. 22, 1982	vs. Minnesota	Don Beaupre
39. Glenn Anderson	2-5	3	Jan. 7, 1983	vs. Pittsburgh	Denis Herron
40. Mark Messier	2-5	3	Jan. 19, 1983	vs. Vancouver	Richard Brodeur
41. Ken Linsmen	1-1	3	Feb. 19, 1983	at Pittsburgh	Denis Herron (2), Nick Ricci (1)
42. Jari Kurri	2-5	3	Mar. 5, 1983	at Toronto	Mike Palmateer
43. Wayne Gretzky	2-18	3	Mar. 8, 1983	at Hartford	Mike Veisor



## OILERS RECORDS

PLAYER	NO	GOALS	DATE	OPPONENT	GOALTENDER(S)
<b>1983-84 (21; 14 3-Goal Games, 5 4-Goal Games, 2 5-Goal Games)</b>					
44. Wayne Gretzky	1-19	4	Nov. 6, 1983	at Winnipeg	Doug Soetaert (3), ENG (1)
45. Wayne Gretzky	2-20	3	Nov. 12, 1983	at Detroit	Greg Stefan
46. Jari Kurri	1-6	5	Nov. 19, 1983	vs. New Jersey	Ron Low (2), Glenn Resch (3)
47. Wayne Gretzky	3-21	3	Nov. 19, 1983	vs. New Jersey	Ron Low (2), Glenn Resch (3)
48. Willy Lindstrom	1-1	3	Nov. 19, 1983	vs. New Jersey	Ron Low
49. Glenn Anderson	1-6	3	Dec. 3, 1983	vs. Los Angeles	Gary Laskowski
50. Wayne Gretzky	4-22	3	Dec. 14, 1983	at NY Rangers	Glen Hanlon
51. Wayne Gretzky	5-23	3	Dec. 21, 1983	vs. Winnipeg	Brian Hayward (2), ENG (1)
52. Wayne Gretzky	6-24	4	Jan. 4, 1984	vs. Minnesota	Don Beaupre (2), Gilles Meloche (2)
53. Jari Kurri	2-7	3	Jan. 4, 1984	vs. Minnesota	Don Beaupre (2), Gilles Meloche (1)
54. Wayne Gretzky	7-25	3	Jan. 7, 1984	vs. Hartford	Greg Millen (2), ENG (1)
55. Wayne Gretzky	8-26	3	Jan. 18, 1984	vs. Vancouver	Richard Brodeur
56. Pat Hughes	1-1	5	Feb. 3, 1984	vs. Calgary	Reggie Lemelin (3), Don Edwards (2)
57. Wayne Gretzky	9-27	4	Feb. 21, 1984	at St. Louis	Mike Liut
58. Wayne Gretzky	10-28	4	Feb. 22, 1984	at Pittsburgh	Roberto Romano
59. Mark Messier	1-6	3	Feb. 25, 1984	vs. Toronto	Allan Bester
60. Jari Kurri	3-8	3	Mar. 7, 1984	vs. Chicago	Murray Bannerman
61. Jari Kurri	4-9	3	Mar. 11, 1984	vs. Vancouver	John Garrett
62. Mark Messier	2-7	3	Mar. 11, 1984	vs. Vancouver	John Garrett
63. Glenn Anderson	2-7	3	Mar. 17, 1984	vs. Los Angeles	Markus Mattsson
64. Glenn Anderson	3-8	4	Mar. 21, 1984	vs. Hartford	Greg Millen (3), ENG (1)

**1984-85 (18; 16 3-Goal Games, 1 4-Goal Game, 1 5-Goal Game)**

65. Gord Sherven	1-1	3	Oct. 14, 1984	vs. Quebec	Richard Sevigny
66. Wayne Gretzky	1-29	3	Oct. 18, 1984	at Minnesota	Don Beaupre
67. Jari Kurri	1-10	3	Oct. 19, 1984	at Winnipeg	Brian Hayward
68. Glenn Anderson	1-9	3	Nov. 2, 1984	vs. Chicago	Murray Bannerman
69. Jari Kurri	2-11	3	Nov. 9, 1984	at Washington	Pat Riffin
70. Wayne Gretzky	2-30	3	Nov. 27, 1984	at Toronto	Ken Wregget
71. Jari Kurri	3-12	3	Dec. 5, 1984	vs. NY Islanders	Billy Smith
72. Wayne Gretzky	3-31	5	Dec. 15, 1984	at St. Louis	Rick Wamsley (4), Mike Liut (1)
73. Paul Coffey	1-2	4	Dec. 26, 1984	at Calgary	Reggie Lemelin
74. Wayne Gretzky	4-32	3	Dec. 29, 1984	vs. Detroit	Corrado Micalef
75. Wayne Gretzky	5-33	3	Jan. 26, 1985	vs. Pittsburgh	Denis Herron
76. Jari Kurri	4-13	3	Jan. 29, 1985	at Calgary	Don Edwards
77. Mike Krushelnyski	1-1	3	Feb. 2, 1985	vs. NY Rangers	Glen Hanlon
78. Glenn Anderson	2-10	3	Feb. 19, 1985	at Toronto	Ken Wregget (2), Tim Bernhardt (2)
79. Jari Kurri	5-14	3	Feb. 19, 1985	at Toronto	Ken Wregget (2), Tim Bernhardt (1)
80. Glenn Anderson	3-11	3	Mar. 20, 1985	vs. Chicago	Warren Skorodenski
81. Paul Coffey	2-3	3	Mar. 31, 1985	at Chicago	Warren Skorodenski
82. Wayne Gretzky	6-34	3	April 2, 1985	at Los Angeles	Bob Janecyk

**1985-86 (14; 13 3-Goal Games, 1 4-Goal Game)**

83. Glenn Anderson	1-12	3	Oct. 28, 1985	at Calgary	Reggie Lemelin
84. Wayne Gretzky	1-35	3	Nov. 3, 1985	vs. Toronto	Tim Bernhardt
85. Dave Lumley	1-2	3	Nov. 8, 1985	vs. Vancouver	Frank Caprice
86. Craig MacTavish	1-1	3	Dec. 1, 1985	vs. Calgary	Reggie Lemelin
87. Jari Kurri	1-15	3	Dec. 7, 1985	vs. Minnesota	Don Beaupre (1), Jon Casey (2)
88. Glenn Anderson	2-13	3	Dec. 11, 1985	at Chicago	Murray Bannerman
89. Jari Kurri	2-16	3	Dec. 11, 1985	at Chicago	Murray Bannerman (1), Bob Sauve (2)
90. Paul Coffey	1-4	3	Dec. 20, 1985	vs. Los Angeles	Darren Eliot
91. Jari Kurri	3-17	4	Dec. 20, 1985	vs. Los Angeles	Darren Eliot
92. Wayne Gretzky	2-36	3	Dec. 31, 1985	vs. Philadelphia	Bob Froese
93. Wayne Gretzky	3-37	3	Jan. 8, 1986	at Toronto	Tim Bernhardt
94. Mark Messier	1-8	3	Feb. 26, 1986	at Winnipeg	Brian Hayward
95. Glenn Anderson	3-14	3	Mar. 9, 1986	at Los Angeles	Rollie Melanson
96. Glenn Anderson	4-15	3	Mar. 14, 1986	vs. Detroit	Greg Stefan (2), Eddie Mio (1)



PLAYER	NO	GOALS	DATE	OPPONENT	GOALTENDER(S)
<b>1986-87 (7; 6 3-Goal Games, 1 4-Goal Game)</b>					
97. Esa Tikkanen	1-1	3	Oct. 15, 1986	vs. Quebec	Clint Malarchuk
98. Jari Kurri	1-18	3	Oct. 17, 1986	vs.. Detroit	Greg Stefan
99. Wayne Gretzky	1-38	3	Oct. 24, 1986	vs. Boston	Pat Riggin (2)
100. Wayne Gretzky	2-39	3	Nov. 22, 1986	vs. Vancouver	Troy Gamble (2), ENG (1)
101. Esa Tikkanen	1-2	4	Nov. 24, 1986	at Calgary	Mike Vernon
102. Wayne Gretzky	3-40	3	Dec. 10, 1986	at Winnipeg	Daniel Berthiaume
103. Wayne Gretzky	4-41	4	Dec. 17, 1986	vs. Quebec	Richard Sevigny
<b>1987-88 (10; 8 3-Goal Games, 1 4-Goal Game, 1 5-Goal Game)</b>					
104. Glenn Anderson	1-16	3	Oct. 11, 1987	at Los Angeles	Rollie Melanson (2), Glen Healy (1)
105. Glenn Anderson	2-17	3	Oct. 16, 1987	at Calgary	Mike Vernon (2), ENG (1)
106. Wayne Gretzky	1-42	3	Nov. 4, 1987	vs. NY Rangers	John Vanbiesbrouck
107. Craig Simpson	1-1	3	Dec. 2, 1987	at Detroit	Glen Hanlon
108. Wayne Gretzky	2-43	5	Dec. 6, 1987	vs. Minnesota	Don Beaupre (4), Kari Takko (1)
109. Dave Hannan	1-1	3	Jan. 25, 1988	at Pittsburgh	Frank Pietrangelo
110. Esa Tikkanen	1-3	3	Feb. 3, 1988	vs. New Jersey	Alain Chevrier
111. Mark Messier	1-9	3	Feb. 14, 1988	vs. Vancouver	Frank Caprice
112. Glenn Anderson	3-18	4	Mar. 4, 1988	vs. Philadelphia	Mark LaForest
113. Geoff Courtnall	1-1	3	Mar. 15, 1988	vs. Buffalo	Jacques Cloutier
<b>1988-89 (7; 5 3-Goal Games, 2 4-Goal Games)</b>					
114. Jari Kurri	1-19	3	Nov. 8, 1988	at Pittsburgh	Steve Guenette
115. Esa Tikkanen	1-4	3	Nov. 12, 1988	at Toronto	Allan Bester
116. Glenn Anderson	1-10	4	Nov. 19, 1988	vs. Toronto	Ken Wregget
117. Jimmy Carson	1-1	3	Dec. 4, 1988	vs. NY Rangers	Bob Froese
118. Jari Kurri	2-20	3	Dec. 7, 1988	vs. Quebec	Mario Gosselin
119. Mark Messier	1-10	4	Feb. 21, 1989	vs. Hartford	Mike Liut (3), ENG (1)
120. Craig Simpson	1-2	3	Feb. 25, 1989	vs. St. Louis	Greg Millen
<b>1989-90 (7; 6 3-Goal Games, 1 4-Goal Game)</b>					
121. Mark Messier	1-11	3	Nov. 21, 1989	vs. Vancouver	Kirk McLean
122. Normand Lacombe	1-1	3	Nov. 25, 1989	at NY Islanders	Glenn Healy
123. Glenn Anderson	1-20	3	Dec. 2, 1989	vs. Minnesota	Jon Casey (2), Kari Takko (1)
124. Adam Graves	1-1	3	Dec. 17, 1989	at Chicago	Alain Chevrier
125. Mark Messier	2-12	3	Jan. 17, 1990	vs. Winnipeg	Bob Essensa
126. Mark Messier	3-13	4	Mar. 3, 1990	vs. Philadelphia	Ron Hextall
127. Martin Gelas	1-1	3	Mar. 4, 1990	vs. Vancouver	Kirk McLean (2), ENG (1)
<b>1990-91 (5; 5 3-Goal Games)</b>					
128. Esa Tikkanen	1-5	3	Oct. 14, 1990	at Vancouver	Troy Gamble
129. Craig MacTavish	1-2	3	Dec. 22, 1990	at Calgary	Mike Vernon
130. Petr Klima	1-1	3	Jan. 30, 1991	vs. Vancouver	Kirk McLean
131. Petr Klima	2-2	3	Feb. 5, 1991	at Boston	Norm Foster
132. Petr Klima	3-3	3	Mar. 31, 1991	vs. Winnipeg	Rick Tabaracci
<b>1991-92 (2; 1 3-Goal Game, 1 4-Goal Game)</b>					
133. Vincent Damphousse	1-1	4	Dec. 14, 1991	vs. Winnipeg	Stephane Beauregard
134. Joe Murphy	1-1	3	Jan. 13, 1992	at Minnesota	Jon Casey
<b>1992-93 (1; 1 3-Goal Game)</b>					
135. Kelly Buchberger	1-1	3	Jan. 31, 1993	at Buffalo	Tom Draper
<b>1993-94 (2; 2 3-Goal Games)</b>					
136. Shayne Corson	1-1	3	Nov. 15, 1993	at Toronto	Felix Potvin
137. Brent Grieve	1-1	3	Feb. 25, 1994	vs. Los Angeles	Robb Stauber



## OILERS RECORDS

PLAYER	NO	GOALS	DATE	OPPONENT	GOALTENDER(S)
<b>1994-95 (2; 2 3-Goal Games)</b>					
138. Jason Arnott	1-1	3	Mar. 20, 1995	vs. Calgary	Andrei Trefilov
139. David Oliver	1-1	3	Mar. 22, 1995	at Dallas	Andy Moog
<b>1995-96 (2; 2 3-Goal Games)</b>					
140. Doug Weight	1-1	3	Nov. 20, 1995	vs. Colorado	Stephane Fiset
141. Jason Arnott	1-2	3	Mar. 23, 1996	at Montreal	Jocelyn Thibault
<b>1996-97 (4; 4 3-Goal Games)</b>					
142. Ryan Smyth	1-1	3	Oct. 8, 1996	at Toronto	Felix Potvin (2), ENG (1)
143. Rem Murray	1-1	3	Oct. 24, 1996	at Los Angeles	Stephane Fiset (2), Byron Dafeo (1)
144. Mariusz Czerkawski	1-1	3	Nov. 7, 1996	vs. Boston	Scott Bailey
145. Mariusz Czerkawski	2-2	3	Feb. 19, 1997	vs. Toronto	Felix Potvin
<b>1997-98 (0; None)</b>					
<b>1998-99 (2; 2 3-Goal Games)</b>					
146. Alexander Selivanov	1-1	3	Feb. 17, 1999	at Anaheim	Guy Hebert (2), Dominic Roussel (1)
147. Mike Grier	1-1	3	Mar. 20, 1999	vs. Vancouver	Garth Snow
<b>1999-00 (5; 4 3-Goal Games, 1 4-Goal Game)</b>					
148. Alexander Selivanov	1-2	4	Nov. 14, 1999	at Chicago	Steve Passmore
149. Georges Laraque	1-1	3	Feb. 21, 2000	vs. Los Angeles	Stephane Fiset
150. Ryan Smyth	1-2	3	Mar. 13, 2000	at Atlanta	Norm Maracle
151. Boyd Devereaux	1-1	3	Mar. 17, 2000	vs. Ottawa	Patrick Lalime
152. Alexander Selivanov	2-3	3	Apr. 8, 2000	at Calgary	Fred Brathwaite (1), Grant Fuhr (1), ENG (1)
<b>2000-01 (2; 2 3-Goal Games)</b>					
153. Ryan Smyth	1-3	3	Nov. 14, 2000	vs. St. Louis	Roman Turek (2), ENG (1)
154. Ryan Smyth	2-4	3	Jan. 13, 2001	vs. Ottawa	Patrick Lalime (2), ENG (1)
<b>2001-02 (0; None)</b>					
<b>2002-03 (1; 1 3-Goal Game)</b>					
155. Fernando Pisani	1-1	3	Mar. 22, 2003	vs. Washington	Olaf Kolzig
<b>2003-04 (0; None)</b>					
<b>2005-06 (2; 2 3-Goal Games)</b>					
156. Shawn Horcoff	1-1	3	Jan. 10, 2006	at Pittsburgh	Marc-Andre Fleury
157. Marc-Andre Bergeron	1-1	3	Jan. 14, 2006	vs. Ottawa	Dominik Hasek
<b>2006-07 (1; 1 3-Goal Game)</b>					
158. Ryan Smyth	1-5	3	Oct. 12, 2006	vs. San Jose	Evgeni Nabokov
<b>2007-08 (0; None)</b>					
<b>2008-09 (3; 3 3-Goal Games)</b>					
159. Erik Cole	1-1	3	Jan. 13, 2009	at Washington	Jose Theodore (2), ENG (1)
160. Ethan Moreau	1-1	3	Jan. 18, 2009	vs. Phoenix	Ilya Bryzgalov (2), ENG (1)
161. Sam Gagner	1-1	3	Mar. 19, 2009	at Colorado	Peter Budaj
<b>2009-10 (0; None)</b>					



PLAYER	NO	GOALS	DATE	OPPONENT	GOALTENDER(S)
<b>2010-11 (1; 1 3-Goal Game)</b>					
162. Taylor Hall	1-1	3	Feb. 19, 2011	vs. Atlanta	Chris Mason
<b>2011-12 (5; 4 3-Goal Games; 1 4-Goal Game)</b>					
163. Ryan Nugent-Hopkins	1-1	3	Oct. 15, 2011	vs. Vancouver	Roberto Luongo
164. Taylor Hall	1-2	3	Nov. 19, 2011	vs. Chicago	Ray Emery
165. Ryan Jones	1-1	3	Dec. 2, 2011	vs. Columbus	Curtis Sanford
166. Sam Gagner	1-2	4	Feb. 2, 2012	vs. Chicago	Corey Crawford
167. Ales Hemsky	1-1	3	Mar. 20, 2012	at Nashville	Anders Lindback
<b>2012-13 (2; 2 3-Goal Games)</b>					
168. Taylor Hall	1-3	3	Mar. 30, 2012	vs. Vancouver	Corey Schneider (2), Roberto Luongo (1)
169. Nail Yakupov	1-1	3	Apr. 27, 2013	vs. Vancouver	Roberto Luongo
<b>2013-14 (2; 2 3-Goal Games)</b>					
170. Taylor Hall	1-4	3	Dec. 5, 2013	vs. Colorado	Semyon Varlamov
171. David Perron	1-2	3	Jan. 27, 2014	at Vancouver	Robert Luongo
<b>2014-15 (2; 2 3-Goal Games)</b>					
172. Ryan Nugent-Hopkins	1-2	3	Mar. 8, 2015	at Carolina	Cam Ward
<b>2015-16 (2; 2 3-Goal games)</b>					
173. Lauri Korpikoski	1-1	3	Dec. 11, 2015	vs. NY Rangers	Henrik Lundqvist (2), Antti Raanta (1)
174. Jordan Eberle	1-1	3	Feb. 11, 2016	at Toronto	Jonathan Bernier
<b>2016-17 (4; 4 3-Goal games)</b>					
175. Connor McDavid	1-1	3	Nov. 19, 2016	at Dallas	Kari Lehtonen (2), Antti Niemi (1)
176. Patrick Maroon	1-1	3	Jan. 5, 2017	at Boston	Tuuka Rask
177. Milan Lucic	1-3	3	Apr. 6, 2017	at San Jose	Martin Jones
178. Jordan Eberle	1-2	3	Apr. 9, 2017	vs. Vancouver	Richard Bachman



## EDMONTON OILERS ALL-TIME REGULAR SEASON GOALTENDING RECORDS (1979-80 TO 2016-17)

NAME	#	SEASONS	GP	MIN	GA	SO	GAA	SOG	SV%	W	L	T/OTL	A	PIM	SVS	A	PIM
Richard Bachman	30, 32	2013-15	10	456	22	1	2.89	251	0.912	3	4	1	0	0	229	0	0
Marco Baron	33	1985	1	33	2	0	3.64	9	0.778	0	1	0	0	0	-	0	-
Fred Brathwaite	31, 40	1994-96	40	1876	110	0	3.52	955	0.885	5	17	4	0	2	845	0	2
LAURENT BROSSOIT	1	2015-17	14	692	31	0	2.69	346	0.910	4	6	1	0	0	315	0	0
Ilya Bryzgalov	80	2013-14	20	1135	57	1	3.01	622	0.908	5	8	5	0	0	565	0	0
Tyler Bunz	34	2015	1	20	3	0	9.00	12	0.750	0	0	0	0	0	9	0	0
Ty Conklin	1, 29	2002, 04, 06	60	3156	131	2	2.49	1384	0.905	27	19	5	0	19	1253	0	19
Jim Corsi	35	1980	26	1366	83	0	3.65	-	-	8	14	3	3	6	-	3	-
Wayne Cowley	1	1994	1	57	3	0	3.16	35	0.914	0	1	0	0	0	32	0	0
Don Cutts	1	1980	6	269	16	0	3.57	-	-	1	2	1	0	6	-	0	-
Yann Danis	34	2012-13	3	142	9	0	3.80	71	0.873	1	0	0	0	0	62	0	0
Jeff Deslauriers	38	2009-10	58	3338	182	3	3.27	1831	0.901	20	31	4	4	8	1649	4	8
Dave Dryden	28	1980	14	744	53	0	4.27	-	-	2	7	3	0	0	-	0	-
Deavn Dubnyk	40	2009-14	171	9568	459	8	2.88	5079	0.910	61	76	21	1	0	4620	1	8
Bob Dupuis	33	1980	1	60	4	0	4.00	-	-	0	1	0	0	0	-	0	-
Gary Edwards	33	1981	15	729	44	0	3.62	-	-	5	3	4	2	0	-	2	-
Bob Essensa	30	1997-99	74	3784	172	1	2.73	1784	0.904	22	28	7	1	4	1612	1	4
Randy Exelby	35	1990	1	60	5	0	5.00	30	0.833	0	1	0	0	0	24	0	0
Viktor Fasth	35	2013-15	33	1732	94	0	3.26	890	0.894	9	18	4	0	0	796	0	0
Norm Foster	33	1992	10	439	20	0	2.73	183	0.891	5	3	0	0	2	163	0	2
Grant Fuhr	1, 31	1982-1991	423	23910	1470	9	3.69	10026	0.882	226	117	54	37	48	-	37	-
Joaquin Gage	1, 31	1995-96, 2001	23	1076	67	0	3.74	515	0.870	4	12	1	1	4	448	1	4
Mathieu Garon	32	2008-09	62	3473	161	4	2.78	1767	0.909	32	26	1	0	8	1606	0	8
Martin Gerber	29	2011	3	185	4	0	1.30	95	0.958	3	0	0	1	0	91	1	0
Mike Greenlay	35	1990	2	20	4	0	12.00	17	0.765	0	0	0	1	0	13	1	0
Jonas Gustavsson	40	2016-17	7	329	17	0	3.10	139	0.878	1	3	1	0	0	122	0	0
Peter Ing	1	1992	12	463	33	0	4.28	252	0.869	3	4	0	3	0	219	3	0
Curtis Joseph	31	1996-98	177	10168	492	14	2.90	5016	0.902	76	76	20	5	28	4524	5	28
Nikolai Khabibulin	35	2009-13	117	6735	337	5	3.00	3481	0.903	33	67	14	0	4	3144	0	16
Jason Labarebera	1	2013-14	7	348	19	0	3.28	146	0.870	1	3	0	0	0	127	0	0
Peter Lopresti	1	1981	2	105	8	0	4.57	-	-	0	1	0	0	0	-	0	-
Ron Low	30	1980-83	67	3568	240	0	4.04	-	-	30	23	5	4	2	-	4	-
Jussi Markkanen	30	2002-04, 06-07	102	5366	244	5	2.73	2381	0.898	35	35	14	2	4	2137	2	4
Lindsay Middlebrook	33	1983	1	60	3	0	3.00	-	-	1	0	0	0	0	-	0	-
Mike Minard	1	2000	1	60	3	0	3.00	36	0.917	1	0	0	0	0	33	0	0
Eddie Mio	31	1980-81	77	4104	275	1	4.02	-	-	25	28	14	6	10	-	6	-
Andy Moog	35	1981-87	235	12901	777	4	3.61	4927	0.887	143	53	21	11	46	-	11	-
Mike Morrison	1	2006	21	892	42	0	2.83	361	0.884	10	4	2	0	2	319	0	2
Anders Nilsson	39	2015-16	26	1413	74	0	3.14	745	0.901	10	12	2	1	4	671	1	4
Steve Passmore	29	1999	6	362	17	0	2.82	183	0.907	1	4	1	1	2	166	1	2
Bill Ranford	30	1988-96, 2000	449	25004	1463	8	3.51	12971	0.887	167	193	54	19	46	11502	19	48
Daryl Reaugh	32, 29	1985, 88	7	236	19	0	4.83	149	0.872	1	2	0	0	0	-	0	-
Eldon Reddick	33	1990-91	13	724	40	0	3.31	342	0.883	5	6	2	0	0	300	0	0
Dwayne Roloson	35	2006-09	193	11032	512	6	2.78	5623	0.909	78	82	24	6	26	5111	6	26
Dominic Roussel	30	2001	8	348	21	0	3.62	151	0.861	1	4	0	0	2	130	0	2
Tommy Salo	35	1999-2004	334	19564	796	23	2.44	8455	0.906	147	128	51	4	20	7659	4	20
Ben Scrivens	30	2013-15	78	4463	232	2	3.12	2283	0.898	24	37	11	1	0	2051	1	10
Mikhail Shtalenkov	35	1999	34	1819	81	3	2.67	782	0.896	12	17	3	0	2	701	0	2
Warren Skorodenski	30	1988	3	61	7	0	6.89	25	0.720	0	0	0	0	0	18	0	0
Kari Takko	1	1991	11	529	37	0	4.20	279	0.867	4	4	0	1	0	242	1	0
CAM TALBOT	33	2015-17	129	7517	308	10	2.46	3765	0.918	63	49	13	1	4	3457	1	4
Ron Tugnott	1, 32	1992-93	29	1462	103	0	4.23	840	0.877	10	13	2	0	4	737	0	4
Stephen Valiquette	40	2004	1	14	2	0	8.57	7	0.714	0	0	0	0	0	5	0	0
Mike Zanier	30	1985	3	185	12	0	3.89	100	0.880	1	1	1	0	0	-	0	-



## EDMONTON OILERS CAREER GOALTENDING LEADERS (1979-80 TO 2016-17)

## GAMES PLAYED

Bill Ranford	449
Grant Fuhr	423
Tommy Salo	334
Andy Moog	235
Dwayne Roloson	193
Curtis Joseph	177
Devan Dubnyk	171
CAM TALBOT	129
Nikolai Khabibulin	117
Jussi Markkanen	102
Eddie Mio	77
Bob Essensa	74

## MINUTES PLAYED

Bill Ranford	25004
Grant Fuhr	23910
Tommy Salo	19564
Andy Moog	12901
Dwayne Roloson	11032
Curtis Joseph	10168
Devan Dubnyk	9569
CAM TALBOT	7517
Nikolai Khabibulin	6735
Jussi Markkanen	5365
Eddie Mio	4104
Bob Essensa	3784

## SHUTOUTS

Tommy Salo	23
Curtis Joseph	14
CAM TALBOT	10
Grant Fuhr	9
Bill Ranford	8
Devan Dubnyk	8
Dwayne Roloson	6
Nikolai Khabibulin	5
Jussi Markkanen	5
Mathieu Garon	4
Andy Moog	4
Mikhail Shtalenkov	3
Jeff Deslauriers	3
Ty Conklin	2
Bob Essensa	1
Eddie Mio	1
Moog/Fuhr	1

GOALS AGAINST AVERAGE  
(Minimum 1000 Minutes)

Tommy Salo	2.44
CAM TALBOT	2.46
Ty Conklin	2.49
Mikhail Shtalenkov	2.67
Bob Essensa	2.73
Jussi Markkanen	2.73
Mathieu Garon	2.78
Dwayne Roloson	2.78
Devan Dubnyk	2.88
Curtis Joseph	2.90
Nikolai Khabibulin	3.00
Ben Scrivens	3.01
Ilya Bryzgalov	3.01
Jeff Deslauriers	3.27
Bill Ranford	3.51
Fred Brathwaite	3.52
Andy Moog	3.61

## WINS

Grant Fuhr	226
Bill Ranford	167
Tommy Salo	147
Andy Moog	143
Dwayne Roloson	78
Curtis Joseph	76
CAM TALBOT	63
Devan Dubnyk	61
Jussi Markkanen	35
Nikolai Khabibulin	33
Mathieu Garon	32
Ron Low	30

## TIES

Grant Fuhr	54
Bill Ranford	54
Tommy Salo	51
Andy Moog	21
Curtis Joseph	20
Eddie Mio	14
Bob Essensa	7
Jussi Markkanen	7
Ron Low	5
Fred Brathwaite	4
Ty Conklin	4
Gary Edwards	4

WINNING PERCENTAGE  
(Minimum 25 decisions)

Andy Moog	.707
Grant Fuhr	.637
Devan Dubnyk	.610
Ty Conklin	.578
Ron Low	.560
Mathieu Garon	.551
CAM TALBOT	.539
Tommy Salo	.529
Curtis Joseph	.500
Jussi Markkanen	.500
Dwayne Roloson	.489
Eddie Mio	.478



## EDMONTON OILERS YEARLY GOALTENDING LEADERS (1979-80 TO 2016-17)

X - Indicates franchise high

## GAMES PLAYED

SEASON	PLAYER(S)	GP
1979-80	Ed Mio	34
1980-81	Ed Mio	43
1981-82	Grant Fuhr	48
1982-83	Andy Moog	50
1983-84	Grant Fuhr	45
1984-85	Grant Fuhr	46
1985-86	Andy Moog	47
1986-87	Andy Moog	46
1987-88	Grant Fuhr	75
1988-89	Grant Fuhr	59
1989-90	Bill Ranford	56
1990-91	Bill Ranford	60
1991-92	Bill Ranford	67
1992-93	Bill Ranford	67
1993-94	Bill Ranford	71
1994-95	Bill Ranford	40
1995-96	Bill Ranford	37
1996-97	Curtis Joseph	72
1997-98	Curtis Joseph	71
1998-99	Bob Essensa	39
1999-00	Tommy Salo	70
2000-01	Tommy Salo	73
2001-02	Tommy Salo	69
2002-03	Tommy Salo	65
2003-04	Tommy Salo	44
2004-05	No Season - NHL Lockout	-
2005-06	Jussi Markkanen	37
2006-07	Dwayne Roloson	68
2007-08	Mathieu Garon	47
2008-09	Dwayne Roloson	63
2009-10	Jeff Deslauriers	48
2010-11	Nikolai Khabibulin	47
2011-12	Devan Dubnyk	47
2012-13	Devan Dubnyk	38
2013-14	Devan Dubnyk	32
2014-15	Ben Scrivens	57
2015-16	Cam Talbot	56
2016-17	Cam Talbot	73

## MINUTES PLAYED

SEASON	PLAYER(S)	NO.
1979-80	Ed Mio	1711
1980-81	Ed Mio	2393
1981-82	Grant Fuhr	2847
1982-83	Andy Moog	2833
1983-84	Grant Fuhr	2625
1984-85	Grant Fuhr	2559
1985-86	Andy Moog	2664
1986-87	Andy Moog	2461
1987-88	Grant Fuhr	4304
1988-89	Grant Fuhr	3341
1989-90	Bill Ranford	3107
1990-91	Bill Ranford	3415
1991-92	Bill Ranford	3822
1992-93	Bill Ranford	3753
1993-94	Bill Ranford	4070
1994-95	Bill Ranford	2203
1995-96	Bill Ranford	2015

1996-97	Curtis Joseph	4100
1997-98	Curtis Joseph	4132
1998-99	Bob Essensa	2091
1999-00	Tommy Salo	4164
2000-01	Tommy Salo	4364
2001-02	Tommy Salo	4035
2002-03	Tommy Salo	3814
2003-04	Tommy Salo	2487
2004-05	No Season - NHL Lockout	n/a
2005-06	Jussi Markkanen	2016
2006-07	Dwayne Roloson	3932
2007-08	Mathieu Garon	2658
2008-09	Dwayne Roloson	3597
2009-10	Jeff Deslauriers	2798
2010-11	Nikolai Khabibulin	2701
2011-12	Devan Dubnyk	2653
2012-13	Devan Dubnyk	2101
2013-14	Devan Dubnyk	1678
2014-15	Ben Scrivens	3228
2015-16	Cam Talbot	3119
2016-17	Cam Talbot	4294

## WINS

SEASON	PLAYER(S)	NO.
1979-80	Ed Mio	9
1980-81	Ed Mio	16
1981-82	Grant Fuhr	28
1982-83	Andy Moog	33
1983-84	Grant Fuhr	30
1984-85	Grant Fuhr	26
1985-86	Grant Fuhr	29
1986-87	Andy Moog	28
1987-88	Grant Fuhr	40
1988-89	Grant Fuhr	23
1989-90	Bill Ranford	24
1990-91	Bill Ranford	27
1991-92	Bill Ranford	27
1992-93	Bill Ranford	17
1993-94	Bill Ranford	22
1994-95	Bill Ranford	15
1995-96	Curtis Joseph	15
1996-97	Curtis Joseph	32
1997-98	Curtis Joseph	29
1998-99	Bob Essensa, Mikhail Shtalenkov	12
1999-00	Tommy Salo	27
2000-01	Tommy Salo	36
2001-02	Tommy Salo	30
2002-03	Tommy Salo	29
2003-04	Ty Conklin, Tommy Salo	17
2004-05	No Season - NHL Lockout	-
2005-06	Jussi Markkanen	15
2006-07	Dwayne Roloson	27
2007-08	Mathieu Garon	26
2008-09	Dwayne Roloson	28
2009-10	Jeff Deslauriers	16
2010-11	Devan Dubnyk	12
2011-12	Devan Dubnyk	20
2012-13	Devan Dubnyk	14
2013-14	Devan Dubnyk	11
2014-15	Ben Scrivens	15
2015-16	Cam Talbot	21
2016-17	Cam Talbot	42





## LOSSES

SEASON	PLAYER(S)	NO.
1979-80	Jim Corsi	14
1980-81	Ed Mio	15
1981-82	Ron Low	7
1982-83	Grant Fuhr	12
1983-84	Grant Fuhr	10
1984-85	Andy Moog	9
1985-86	Andy Moog	9
1986-87	Grant Fuhr	13
1987-88	Grant Fuhr	24
1988-89	Grant Fuhr	26
1989-90	Bill Ranford	16
1990-91	Bill Ranford	27
1991-92	Bill Ranford	26
1992-93	Bill Ranford	38
1993-94	Bill Ranford	34
1994-95	Bill Ranford	20
1995-96	Bill Ranford	18
1996-97	Curtis Joseph	29
1997-98	Curtis Joseph	31
1998-99	Mikhail Shtalenkov	17
1999-00	Tommy Salo	28
2000-01	Tommy Salo	25
2001-02	Tommy Salo	28
2002-03	Tommy Salo	27
2003-04	Tommy Salo	18
2004-05	No Season - NHL Lockout	-
2005-06	Jussi Markkanen	12
2006-07	Dwayne Roloson	34
2007-08	Mathieu Garon	18
2008-09	Dwayne Roloson	24
2009-10	Jeff Deslauriers	28
2010-11	Nikolai Khabibulin	32
2011-12	Devan Dubnyk, Nikolai Khabibulin	20
2012-13	Devan Dubnyk	16
2013-14	Devan Dubnyk	17
2014-15	Ben Scrivens	26
2015-16	Cam Talbot	27
2016-17	Cam Talbot	22

## TIES/OVERTIME LOSSES

Ties – 1979-80 to 2004-05

Overtime Losses – 2005-06 to 2013-14

SEASON	PLAYER(S)	NO.
1979-80	Ed Mio	5
1980-81	Ed Mio	9
1981-82	Grant Fuhr	14
1982-83	Andy Moog	7
1983-84	Grant Fuhr	4
1984-85	Grant Fuhr	7
1985-86	Andy Moog	7
1986-87	Grant Fuhr, Andy Moog	3
1987-88	Grant Fuhr	9
1988-89	Grant Fuhr	6
1989-90	Bill Ranford	9
1990-91	Grant Fuhr, Bill Ranford	3
1991-92	Bill Ranford	10
1992-93	Bill Ranford	6
1993-94	Bill Ranford	11
1994-95	Bill Ranford	3
1995-96	Bill Ranford	5

1996-97	Curtis Joseph	9
1997-98	Curtis Joseph	9
1998-99	Bob Essensa	6
1999-00	Tommy Salo	13
2000-01	Tommy Salo	12
2001-02	Tommy Salo	10
2002-03	Tommy Salo	8
2003-04	Tommy Salo	6
2004-05	No Season - NHL Lockout	-
2005-06	Jussi Markkanen	6
2006-07	Dwayne Roloson	6
2007-08	Dwayne Roloson	5
2008-09	Dwayne Roloson	9
2009-10	Jeff Deslauriers	4
2010-11	Devan Dubnyk	8
2011-12	Nikolai Khabibulin	7
2012-13	Devan Dubnyk	6
2013-14	Ilya Bryzgalov	5
2014-15	Ben Scrivens	12
2015-16	Cam Talbot	5
2016-17	Cam Talbot	8

## SHUTOUTS

SEASON	PLAYER(S)	NO.
1979-80	Ed Mio	1
1980-81	None	0
1981-82	None	0
1982-83	Andy Moog	1
1983-84	Grant Fuhr, Andy Moog	1
1984-85	Grant Fuhr, Andy Moog	1
1985-86	Andy Moog	1
1986-87	None	0
1987-88	Grant Fuhr	4
1988-89	Grant Fuhr, Bill Ranford	1
1989-90	Grant Fuhr, Bill Ranford	1
1990-91	Grant Fuhr	1
1991-92	Bill Ranford	1
1992-93	Bill Ranford	1
1993-94	Bill Ranford	1
1994-95	Bill Ranford	2
1995-96	Bill Ranford	1
1996-97	Curtis Joseph	6
1997-98	Curtis Joseph	8
1998-99	Mikhail Shtalenkov	3
1999-00	Tommy Salo	2
2000-01	Tommy Salo	8
2001-02	Tommy Salo	6
2002-03	Tommy Salo	4
2003-04	Tommy Salo	3
2004-05	No Season - NHL Lockout	-
2005-06	Ty Conklin, Dwayne Roloson	1
2006-07	Dwayne Roloson	4
2007-08	Mathieu Garon	4
2008-09	Dwayne Roloson	1
2009-10	Jeff Deslauriers	3
2010-11	Devan Dubnyk, Nikolai Khabibulin	2
2011-12	Devan Dubnyk, Nikolai Khabibulin	2
2012-13	Devan Dubnyk	2
2013-14	Devan Dubnyk	2
2014-15	Ben Scrivens, Richard Bachman	1
2015-16	Cam Talbot	3
2016-17	Cam Talbot	7

**GOALS AGAINST AVERAGE***(Minimum 25 games played)*

SEASON	PLAYER(S)	GAA.
1979-80	Jim Corsi	3.65
1980-81	Ed Mio	3.89
1981-82	Grant Fuhr	3.31
1982-83	Andy Moog	3.54
1983-84	Andy Moog	3.77
1984-85	Andy Moog	3.30
1985-86	Andy Moog	3.69
1986-87	Grant Fuhr	3.44
1987-88	Grant Fuhr	3.43
1988-89	Bill Ranford	3.50
1989-90	Bill Ranford	3.19
1990-91	Bill Ranford	3.20
1991-92	Bill Ranford	3.58
1992-93	Bill Ranford	3.84
1993-94	Bill Ranford	3.48
1994-95	Bill Ranford	3.62
1995-96	Curtis Joseph	3.44
1996-97	Curtis Joseph	2.93
1997-98	Curtis Joseph	2.63
1998-99	Mikhail Shtalenkov	2.67
1999-00	Tommy Salo	2.33
2000-01	Tommy Salo	2.46
2001-02	Tommy Salo	2.22
2002-03	Tommy Salo	2.71
2003-04	Ty Conklin	2.42
2004-05	No Season - NHL Lockout	-
2005-06	Jussi Markkanen	3.13
2006-07	Dwayne Roloson	2.75
2007-08	Mathieu Garon	2.66
2008-09	Dwayne Roloson	2.77
2009-10	Jeff Deslauriers	3.26
2010-11	Devan Dubnyk	2.71
2011-12	Nikolai Khabibulin	2.65
2012-13	Devan Dubnyk	2.57
2013-14	Devan Dubnyk	3.36
2014-15	Ben Scrivens	3.16
2015-16	Cam Talbot	2.55
2016-17	Cam Talbot	2.39

**SHOTS AGAINST**

SEASON	PLAYER(S)	NO.
1979-80	-	-
1980-81	-	-
1981-82	-	-
1982-83	Andy Moog	1531
1983-84	Grant Fuhr	1463
1984-85	Grant Fuhr	1426
1985-86	Andy Moog	1480
1986-87	Andy Moog	1218
1987-88	Grant Fuhr	2066
1988-89	Grant Fuhr	1714
1989-90	Bill Ranford	1463
1990-91	Bill Ranford	1705
1991-92	Bill Ranford	1971
1992-93	Bill Ranford	2065
1993-94	Bill Ranford	2325
1994-95	Bill Ranford	1134
1995-96	Bill Ranford	1024
1996-97	Curtis Joseph	2144
1997-98	Curtis Joseph	1901
1998-99	Bob Essensa	974

1999-00	Tommy Salo	1875
2000-01	Tommy Salo	1856
2001-02	Tommy Salo	1713
2002-03	Tommy Salo	1708
2003-04	Ty Conklin	1024
2004-05	No Season - NHL Lockout	-
2005-06	Jussi Markkanen	873
2006-07	Dwayne Roloson	1969
2007-08	Mathieu Garon	1359
2008-09	Dwayne Roloson	1953
2009-10	Jeff Deslauriers	1529
2010-11	Nikolai Khabibulin	1389
2011-12	Devan Dubnyk	1380
2012-13	Devan Dubnyk	1132
2013-14	Devan Dubnyk	885
2014-15	Ben Scrivens	1542
2015-16	Cam Talbot	1648
2016-17	Cam Talbot	2117

**SAVES**

SEASON	PLAYER(S)	NO.
1979-80	-	-
1980-81	-	-
1981-82	-	-
1982-83	Andy Moog	1364
1983-84	Grant Fuhr	1292
1984-85	Andy Moog	1261
1985-86	Andy Moog	1316
1986-87	Andy Moog	1074
1987-88	Grant Fuhr	1820
1988-89	Grant Fuhr	1501
1989-90	Bill Ranford	1298
1990-91	Bill Ranford	1523
1991-92	Bill Ranford	1743
1992-93	Bill Ranford	1825
1993-94	Bill Ranford	2089
1994-95	Bill Ranford	1001
1995-96	Bill Ranford	896
1996-97	Curtis Joseph	1944
1997-98	Curtis Joseph	1720
1998-99	Bob Essensa	878
1999-00	Tommy Salo	1713
2000-01	Tommy Salo	1677
2001-02	Tommy Salo	1564
2002-03	Tommy Salo	1536
2003-04	Ty Conklin	917
2004-05	No Season - NHL Lockout	-
2005-06	Jussi Markkanen	768
2006-07	Dwayne Roloson	1789
2007-08	Mathieu Garon	1241
2008-09	Dwayne Roloson	1787
2009-10	Jeff Deslauriers	1377
2010-11	Nikolai Khabibulin	1236
2011-12	Devan Dubnyk	1262
2012-13	Devan Dubnyk	1042
2013-14	Devan Dubnyk	791
2014-15	Ben Scrivens	1372
2015-16	Cam Talbot	1511
2016-17	Cam Talbot	1946



## SAVE PERCENTAGE

Minimum 25 games played.

SEASON	PLAYER(S)	SV% (Saves-Shots)
1979-80	-	-
1980-81	-	-
1981-82	-	-
1982-83	Andy Moog	.891 (1364-1531)
1983-84	Grant Fuhr	.883 (1292-1463)
1984-85	Andy Moog	.894 (939-1050)
1985-86	Grant Fuhr	.890 (1153-1296)
1986-87	Andy Moog	.882 (1074-1218)
1987-88	Grant Fuhr	.881 (1820-2066)
1988-89	Bill Ranford	.877 (63-718)
1989-90	Bill Ranford	.887 (1298-1463)
1990-91	Bill Ranford	.893 (1523-1705)
1991-92	Bill Ranford	.884 (1743-1971)
1992-93	Bill Ranford	.884 (1825-2065)
1993-94	Bill Ranford	.898 (2089-2325)
1994-95	Bill Ranford	.883 (1001-1469)
1995-96	Curtis Joseph	.886 (860-971)
1996-97	Curtis Joseph	.907 (1944-2144)
1997-98	Curtis Joseph	.905 (1720-1901)
1998-99	Bob Essensa	.901 (878-974)
1999-00	Tommy Salo	.914 (1713-1875)
2000-01	Tommy Salo	.904 (1677-1856)
2001-02	Tommy Salo	.913 (1564-1713)
2002-03	Tommy Salo	.899 (1536-1708)
2003-04	Ty Conklin	.912 (875-959)
2004-05	No Season - NHL Lockout	-
2005-06	Jussi Markkanen	.880 (768-873)
2006-07	Dwayne Roloson	.909 (1789-1969)
2007-08	Mathieu Garon	.913 (1241-1359)
2008-09	Dwayne Roloson	.915 (1787-1953)
2009-10	Jeff Deslauriers	.901 (1377-1529)
2010-11	Devan Dubnyk	.916 (1010-1103)
2011-12	Devan Dubnyk	.914 (1262-1380)
2012-13	Devan Dubnyk	.920 (1042-1132)
2013-14	Devan Dubnyk	.894 (791-885)
2014-15	Ben Scrivens	.890 (1372-1542)
2015-16	Cam Talbot	.917 (1511-1648)
2016-17	Cam Talbot	.919 (1946-2117)

## ASSISTS

SEASON	PLAYER(S)	A
1979-80	Jim Corsi	3
1980-81	Ed Mio	5
1981-82	Grant Fuhr	6
1982-83	Andy Moog	4
1983-84	Grant Fuhr	14
1984-85	Grant Fuhr	3
1985-86	Grant Fuhr, Andy Moog	2
1986-87	Grant Fuhr, Andy Moog	2
1987-88	Grant Fuhr	8
1988-89	Grant Fuhr	1
1989-90	Bill Ranford	2
1990-91	Bill Ranford	4
1991-92	Peter Ing, Bill Ranford	3
1992-93	Bill Ranford	3
1993-94	Bill Ranford	2
1994-95	Bill Ranford	2
1995-96	Curtis Joseph, Bill Ranford	1
1996-97	Curtis Joseph	2
1997-98	Curtis Joseph	2
1998-99	Bob Essensa, Steve Passmore	1

1999-00	Tommy Salo	1
2000-01	Tommy Salo	1
2001-02	Tommy Salo	1
2002-03	Jussi Markkanen	1
2003-04	Tommy Salo	1
2004-05	No Season - NHL Lockout	-
2005-06	Jussi Markkanen, Dwayne Roloson	1
2006-07	Dwayne Roloson	3
2007-08	Dwayne Roloson	1
2008-09	Jeff Deslauriers, Dwayne Roloson	1
2009-10	Jeff Deslauriers	3
2010-11	Martin Gerber	1
2011-12	Devan Dubnuk	1
2012-13	None	0
2013-14	None	0
2014-15	Ben Scrivens	1
2015-16	Cam Talbot, Anders Nilsson	1
2016-17	None	0

## PENALTY MINUTES

SEASON	PLAYER(S)	PIM
1979-80	Jim Corsi, Don Cutts	6
1980-81	Ed Mio	6
1981-82	Grant Fuhr	6
1982-83	Andy Moog	16
1983-84	Grant Fuhr	6
1984-85	Andy Moog	8
1985-86	Andy Moog	8
1986-87	Andy Moog	8
1987-88	Grant Fuhr	16
1988-89	Grant Fuhr	6
1989-90	Bill Ranford	18
1990-91	Bill Ranford	6
1991-92	Bill Ranford	4
1992-93	Bill Ranford	10
1993-94	Bill Ranford	2
1994-95	Bill Ranford	2
1995-96	Curtis Joseph	4
1996-97	Curtis Joseph	20
1997-98	Curtis Joseph	4
1998-99	Steve Passmore, Mikhail Shtalenkov	2
1999-00	Tommy Salo	8
2000-01	Tommy Salo	4
2001-02	Tommy Salo	2
2002-03	Tommy Salo	4
2003-04	Ty Conklin	17
2004-05	No Season - NHL Lockout	-
2005-06	Ty Conklin, Mike Morrison, Dwayne Roloson	2
2006-07	Dwayne Roloson	12
2007-08	Mathieu Garon	8
2008-09	Dwayne Roloson	10
2009-10	Jeff Deslauriers	8
2010-11	Nikolai Khabibulin	12
2011-12	—	0
2012-13	—	0
2013-14	Ben Scrivens, Devan Dubnyk	6
2014-15	Ben Scrivens	4
2015-16	Cam Talbot/Anders Nilsson	4
2016-17	Cam Talbot	4



## OILERS ALL-TIME SHUTOUTS (1979-80 TO 2016-17)

REGULAR SEASON (TOTAL: 111)

NO	GOALTENDER	DATE	OPPONENT	SCORE	SAVES
23	Tommy Salo (334 GP)	January 19, 2000	vs. Calgary	7-0	24
		March 13, 2000	at Atlanta	3-0	24
		November 3, 2000	vs. Minnesota	3-0	20
		November 14, 2000	vs. St. Louis	3-0	29
		November 19, 2000	vs. Calgary	2-0	23
		December 6, 2000	vs. Nashville	4-0	18
		February 20, 2001	vs. Los Angeles	5-0	21
		March 7, 2001	vs. Toronto	4-0	25
		March 9, 2001	at Buffalo	4-0	28
		March 21, 2001	at Los Angeles	7-0	28
		October 9, 2001	vs. Chicago	1-0	11
		November 4, 2001	at Minnesota	2-0	20
		November 9, 2001	at Columbus	3-0	23
		November 20, 2001	vs. St. Louis	2-0	24
		March 24, 2002	at Vancouver	2-0	22
		April 10, 2002	vs. Phoenix	3-0	23
		November 15, 2002	vs. St. Louis	5-0	29
		November 30, 2002	vs. Colorado	1-0	22
		December 8, 2002	at Atlanta	3-0	15
		January 16, 2003	vs. Los Angeles	2-0	22
		January 10, 2004	at Philadelphia	3-0	26
		January 15, 2004	vs. Anaheim	1-0	28
		January 20, 2004	vs. Dallas	3-0	16
14	Curtis Joseph (177 GP)	October 6, 1996	vs. Vancouver	2-0	35
		November 7, 1996	at Boston	6-0	25
		November 13, 1996	at Ottawa	4-0	28
		December 10, 1996	at Detroit	0-0 (OT)	52
		January 15, 1997	vs. Florida	4-0	40
		January 31, 1997	vs. NY Islanders	1-0	24
		November 20, 1997	at St. Louis	3-0	22
		November 21, 1997	at Ottawa	1-0	26
		December 17, 1997	vs. Chicago	0-0 (OT)	28
		February 2, 1998	vs. Los Angeles	1-0	30
		March 11, 1998	at Tampa Bay	2-0	20
		March 13, 1998	at Florida	4-0	23
		March 21, 1998	vs. St. Louis	2-0	20
		April 9, 1998	at Los Angeles	4-0	14
10	CAM TALBOT (129 GP)	January 4, 2016	vs. Carolina	1-0 (OT)	29
		March 3, 2016	at Philadelphia	4-0	35
		January 4, 2016	vs. Vancouver	2-0	40
		October 23, 2016	at Winnipeg	3-0	31
		October 28, 2016	at Vancouver	2-0	26
		November 21, 2016	vs. Chicago	5-0	31
		January 25, 2017	at Anaheim	4-0	26
		February 5, 2017	at Montreal	1-0 (SO)	22
		March 18, 2017	vs. Vancouver	2-0	33
		March 20, 2017	vs. Los Angeles	2-0	35
9	Grant Fuhr (423 GP)	December 30, 1983	vs. Boston	2-0	36
		November 17, 1984	vs. Vancouver	7-0	20
		November 7, 1987	vs. Buffalo	5-0	26
		December 9, 1987	vs. Winnipeg	2-0	28
		December 30, 1987	vs. Philadelphia	6-0	23
		March 7, 1988	at Winnipeg	6-0	21
		March 1, 1989	vs. Montreal	3-0	23
		November 17, 1989	vs. Buffalo	3-0	30
		February 18, 1991	at New Jersey	4-0	27



NO	GOALTENDER	DATE	OPPONENT	SCORE	SAVES
8	Devan Dubnyk (171 GP)	February 7, 2011	@ Nashville	4-0	37
		April 5, 2011	vs. Vancouver	2-0	26
		February 23, 2012	vs. Philadelphia	2-0	35
		March 14, 2012	vs. Columbus	3-0	22
		March 12, 2013	at Colorado	4-0	29
		March 30, 2013	vs. Vancouver	4-0	17
		November 19, 2013	vs. Columbus	7-0	14
		December 27, 2013	at Calgary	2-0	27
8	Bill Ranford (449 GP)	January 8, 1989	vs. Calgary	6-0	35
		December 19, 1989	at Minnesota	5-0	22
		December 1, 1991	vs. Vancouver	7-0	33
		February 12, 1993	vs. San Jose	6-0	28
		December 27, 1993	vs. Winnipeg	6-0	24
		February 12, 1995	vs. Anaheim	2-0	29
		April 19, 1995	vs. Los Angeles	2-0	28
		November 22, 1995	vs. Anaheim	2-0	31
6	Dwayne Roloson (193 GP)	March 30, 2006	vs. Los Angeles	4-0	20
		October 28, 2006	vs. Washington	4-0	19
		December 4, 2006	at Vancouver	4-0	36
		December 8, 2006	at Dallas	2-0	22
		February 22, 2007	at Columbus	4-0	28
		December 13, 2008	vs. Vancouver	3-0	23
5	Jussi Markkanen (102 GP)	November 28, 2001	at Anaheim	2-0	27
		March 4, 2002	at Buffalo	3-0	25
		December 7, 2002	at Florida	4-0	22
		January 8, 2003	at Anaheim	1-0	32
		March 28, 2003	vs. Columbus	4-0	26
5	Nikolai Khabibulin (117 GP)	October 7, 2010	vs. Calgary	4-0	37
		December 2, 2010	at Toronto	5-0	33
		October 22, 2011	vs. NY Rangers	2-0	19
		November 3, 2011	at Los Angeles	3-0	19
		March 26, 2013	at St. Louis	3-0	36
4	Mathieu Garon (62 GP)	November 14, 2007	at Vancouver	1-0	29
		December 2, 2007	at Anaheim	4-0	25
		January 7, 2008	vs. NY Islanders	4-0	35
		February 4, 2008	vs. Calgary	5-0	24
4	Andy Moog (235 GP)	February 27, 1983	vs. Winnipeg	3-0	25
		November 18, 1983	vs. Buffalo	7-0	29
		October 30, 1984	vs. Vancouver	7-0	25
		November 8, 1985	vs. Vancouver	13-0	29
3	Mikhail Shtalenkov (34 GP)	November 25, 1998	vs. Colorado	3-0	26
		December 27, 1998	vs. Vancouver	3-0	25
		January 30, 1999	vs. Anaheim	1-0	22
3	Jeff Deslauriers (58 GP)	November 23, 2009	vs. Phoenix	4-0	36
		February 3, 2010	vs. Philadelphia	1-0	33
		March 7, 2010	vs. New Jersey	2-0	22
2	Ben Scrivens (78 GP)	January 29, 2014	vs. San Jose	3-0	59
		October 27, 2014	vs. Montreal	3-0	29
2	Ty Conklin (60 GP)	November 13, 2003	at Minnesota	2-0	22
		January 3, 2006	vs. Chicago	5-0	23
1	Richard Bachman (10 GP)	March 27, 2015	vs. Dallas	4-0	29
1	Ilya Bryzgalov (20 GP)	November 28, 2013	at Nashville	3-0	33
1	Bob Essensa (74 GP)	December 23, 1996	at Vancouver	7-0	26
1	Eddie Mio (77 GP)	December 9, 1979	vs. Hartford	3-0	30
1	Moog/Fuhr	January 8, 1985	at Quebec	4-0	10/18



## ALL-TIME SHUTOUTS VS OILERS (1979-80 TO 2016-17)

REGULAR SEASON (TOTAL: 151)

NO	GOALTENDER	DATE	OPPONENT	SCORE	SAVES
5	Craig Anderson	December 11, 2008	vs. Florida	2-0	41
		October 27, 2009	vs. Colorado	3-0	25
		January 18, 2010	at Colorado	6-0	24
		February 6, 2010	at Colorado	3-0	20
		October 30, 2016	vs. Ottawa	2-0	37
4	Pekka Rinne	March 8, 2013	at Nashville	6-0	22
		November 27, 2014	at Nashville	1-0 (OT)	37
		October 10, 2015	at Nashville	2-0	31
		February 2, 2017	at Nashville	2-0	31
4	Niklas Backstrom	April 3, 2007	at Minnesota	3-0	25
		April 5, 2007	at Minnesota	3-0	22
		October 10, 2007	at Minnesota	2-0	21
		March 22, 2009	at Minnesota	3-0	31
4	Bob Essensa	October 31, 1990	vs. Winnipeg	1-0 (OT)	34
		March 23, 1991	vs. Winnipeg	3-0	26
		November 23, 1991	vs. Winnipeg	4-0	36
		April 15, 1993	at Winnipeg	3-0	31
4	Chris Osgood	October 13, 1995	at Detroit	9-0	17
		October 9, 1996	at Detroit	2-0	18
		December 10, 1996	at Detroit	0-0 (OT)	21
		March 30, 2004	at St. Louis	1-0	18
4	Patrick Roy	November 18, 1991	at Montreal	1-0	12
		December 4, 1996	at Colorado	2-0	36
		October 5, 1997	at Colorado	3-0	34
		November 24, 2001	at Colorado	2-0	11
4	Marty Turco	December 7, 2001	at Dallas	5-0	24
		October 15, 2002	at Dallas	2-0	21
		November 7, 2005	at Dallas	4-0	16
		November 17, 2010	vs. Chicago	5-0	18
3	Ed Belfour	November 7, 1993	at Chicago	3-0	23
		February 1, 1995	vs. Chicago	7-0	22
		January 31, 1996	vs. Chicago	4-0	35
3	Curtis Joseph	February 20, 1995	at St. Louis	4-0	21
		March 7, 2000	vs. Toronto	2-0	33
		February 27, 2007	vs. Phoenix	3-0	26
3	Mikka Kiprusoff	October 15, 2005	at Calgary	1-0	33
		January 20, 2007	vs. Calgary	4-0	32
		December 10, 2011	at Calgary	3-0	21
3	Kirk McLean	March 16, 1989	at Vancouver	3-0	22
		November 21, 1992	at Vancouver	9-0	27
		October 13, 1997	at Vancouver	3-0	33
3	Jaroslav Halak	March 24, 2011	at St. Louis	4-0	12
		January 19, 2012	at St. Louis	1-0	15
		March 23, 2013	vs. St. Louis	3-0	19
3	Jonas Hiller	February 13, 2011	vs. Anaheim	4-0	12
		January 13, 2012	vs. Anaheim	5-0	33
		April 4, 2015	vs. Calgary	4-0	27
3	Roberto Luongo	October 25, 2009	at Vancouver	2-0	27
		April 7, 2012	at Vancouver	3-0	17
		December 13, 2013	at Vancouver	4-0	19
2	Don Beaupre	March 11, 1986	at Minnesota	4-0	27
		October 28, 1990	vs. Washington	1-0	31
2	Sean Burke	January 15, 1989	at New Jersey	1-0	26
		February 9, 2001	at Phoenix	2-0	38



NO	GOALTENDER	DATE	OPPONENT	SCORE	SAVES
2	Byron Dafeo	February 9, 1999	vs. Boston	2-0	31
		November 6, 2001	at Boston	1-0 (OT)	20
2	Jeff Hackett	December 17, 1997	vs. Chicago	0-0 (OT)	30
		March 24, 1999	vs. Montreal	2-0	32
2	Dominik Hasek	March 27, 1998	vs. Buffalo	1-0	20
		November 8, 2006	at Detroit	3-0	16
2	Johan Hedberg	January 19, 2002	vs. Pittsburgh	1-0	25
		October 11, 2003	at Vancouver	3-0	14
2	Jimmy Howard	November 11, 2011	at Detroit	3-0	24
		March 7, 2013	at Detroit	3-0	22
2	Martin Jones	December 17, 2013	at Los Angeles	3-0	24
		April 10, 2014	vs. Los Angeles	3-0	17
2	Jonas Hiller	February 13, 2011	vs. Anaheim	4-0	12
		January 13, 2012	vs. Anaheim	5-0	33
2	Nikolai Khabibulin	November 26, 1995	at Winnipeg	4-0	34
		October 22, 2008	at Chicago	3-0	23
2	Olaf Kolzig	December 16, 2000	at Washington	4-0	14
		January 11, 2004	at Washington	1-0	26
2	Patrick Lalime	January 11, 2003	vs. Ottawa	2-0	20
		February 13, 2003	at Ottawa	2-0	24
2	Evgeni Nabokov	March 11, 2007	at San Jose	3-0	22
		January 29, 2008	vs. San Jose	3-0	13
2	Daren Puppa	November 1, 1985	vs. Buffalo	2-0	37
		January 3, 1996	vs. Tampa Bay	5-0	28
2	Pekka Rinne	March 8, 2013	at Nashville	6-0	22
		November 27, 2014	at Nashville	1-0 (OT)	37
2	Corey Schneider	April 4, 2013	at Vancouver	4-0	16
		November 21, 2014	vs. New Jersey	2-0	29
2	Tommy Soderstrom	January 10, 1993	at Philadelphia	4-0	29
		February 25, 1996	at NY Islanders	2-0	25
2	Tim Thomas	February 13, 2007	at Boston	3-0	32
		October 27, 2008	vs. Boston	1-0 (OT)	27
2	Roman Turek	October 3, 2001	at Calgary	1-0	24
		April 12, 2002	vs. Calgary	1-0	36
2	Jimmy Howard	November 11, 2011	at Detroit	3-0	24
		March 7, 2013	at Detroit	3-0	22
2	Martin Jones	December 17, 2013	at Los Angeles	3-0	24
		April 10, 2014	vs. Los Angeles	3-0	17
2	Braden Holtby	March 9, 2011	at Washington	5-0	22
		November 23, 2015	at Washington	3-0	33
2	James Reimer	October 29, 2013	vs. Toronto	4-0	43
		March 8, 2016	vs. San Jose	3-0	31
1	Jonathan Bernier	March 29, 2011	vs. Los Angeles	2-0	32
1	Ben Bishop	February 25, 2011	vs. St. Louis	5-0	39
1	Gary Bromley	April 1, 1980	at Vancouver	5-0	22
1	Ilya Bryzgalov	November 23, 2010	at Phoenix	5-0	23
1	Roman Cechmanek	November 9, 2000	at Philadelphia	2-0	28
1	Dan Cloutier	December 20, 2003	vs. Vancouver	3-0	24
1	Ty Conklin	November 17, 2008	at Detroit	4-0	21
1	Devan Dubnyk	February 20, 2015	vs. Minnesota	4-0	15
1	Brian Elliott	December 21, 2013	vs. St. Louis	6-0	23



## OILERS RECORDS

NO	GOALTENDER	DATE	OPPONENT	SCORE	SAVES
1	Victor Fasth	April 22, 2013	vs. Anaheim	3-0	20
1	Wade Flaherty	April 7, 1995	at San Jose	5-0	26
1	Marc-Andre Fleury	February 4, 2015	vs. Pittsburgh	2-0	22
1	Manny Fernandez	December 3, 2003	vs. Minnesota	1-0	34
1	Jean-Sebastien Giguere	April 5, 2002	at Anaheim	2-0	26
1	Mario Gosselin	October 27, 1987	at Quebec	5-0	21
1	Josh Harding	March 1, 2007	vs. Minnesota	5-0	30
1	Guy Hebert	April 3, 1996	at Anaheim	1-0	27
1	Braden Holtby	March 9, 2011	at Washington	5-0	22
1	Kelly Hrudey	March 26, 1991	at Los Angeles	2-0	33
1	Arturs Irbe	December 15, 1998	at Carolina	3-0	29
1	Chad Johnson	February 1, 2014	at Boston	4-0	22
1	Darcy Kuemper	February 27, 2014	vs. Minnesota	3-0	21
1	Manny Legace	April 11, 2006	at Detroit	2-0	20
1	Henrik Lundqvist	December 14, 2014	vs. N.Y. Rangers	2-0	16
1	Kari Lehtonen	November 13, 2013	vs. Dallas	3-0	22
1	Clint Malarchuk	January 2, 1988	at Washington	2-0	28
1	Peter Mrazek	November 2, 2013	vs. Detroit	5-0	14
1	Steve Mason	February 26, 2009	vs. Columbus	1-0	19
1	Jamie McLennan	October 14, 2003	at Calgary	1-0	19
1	Greg Millen	February 12, 1984	at Hartford	11-0	28
1	Ryan Miller	October 17, 2014	vs. Vancouver	2-0	28
1	Andy Moog	October 20, 1989	vs. Boston	3-0	11
1	Fredrik Norrena	December 2, 2006	vs. Columbus	4-0	23
1	Jonathan Quick	April 2, 2012	at Los Angeles	2-0	19
1	Andre Racicot	January 2, 1991	vs. Montreal	3-0	24
1	James Reimer	October 29, 2013	vs. Toronto	4-0	43
1	Tuukka Rask	October 31, 2009	at Boston	2-0	19
1	Jeff Reese	October 25, 1992	vs. Calgary	4-0	21
1	Mike Richter	February 27, 1993	vs. NY Rangers	1-0	29
1	Dwayne Roloson	February 13, 2004	at Minnesota	3-0	28
1	Bob Sauve	October 15, 1980	at Buffalo	2-0	15
1	Richard Sevigny	January 12, 1981	at Montreal	5-0	20
1	Steve Shields	April 3, 2000	vs. San Jose	1-0	20
1	Mikhail Shtalenkov	February 27, 1998	vs. Anaheim	4-0	26
1	Al Smith	November 17, 1979	at Hartford	4-0	23
1	Billy Smith	March 12, 1981	vs. NY Islanders	5-0	36
1	Cam Talbot	March 30, 2014	vs. N.Y. Rangers	5-0	26
1	Jocelyn Thibault	February 8, 2003	vs. Chicago	3-0	29
1	Mike Vernon	February 4, 1998	vs. San Jose	3-0	21
1	Tomas Vokoun	March 24, 2007	vs. Nashville	4-0	26
1	John Gibson	December 31, 2015	vs. Anaheim	1-0	21
1	Corey Crawford	December 17, 2015	at Chicago	4-0	33
1	Joni Ortio	April 2, 2016	vs. Calgary	5-0	28
1	Mike Smith	March 12, 2016	vs. Arizona	4-0	44
1	Garret Sparks	November 30, 2015	at Toronto	3-0	24





## OILERS PENALTY SHOTS (1979-80 TO 2016-17)

## REGULAR SEASON

PLAYER	DATE	OPPONENT	GOALTENDER	RESULT
Stan Weir	March 29, 1980	at Toronto	Mike Palmateer	GOAL
Wayne Gretzky	February 6, 1981	vs. Winnipeg	Pierre Hamel	No Goal
Dave Lumley	December 2, 1981	at Quebec	Dan Bouchard	GOAL
Wayne Gretzky	January 16, 1982	at Toronto	Michel Larocque	No Goal
Wayne Gretzky	November 24, 1982	vs. Washington	Pat Riggan	No Goal
Wayne Gretzky	January 19, 1983	vs. Vancouver	Richard Brodeur	GOAL
Ken Linseman	October 26, 1983	at Toronto	Rick St. Croix	No Goal
Craig MacTavish	December 23, 1988	vs. Calgary	Mike Vernon	GOAL
Jeff Beukeboom	October 6, 1990	vs. Winnipeg	Rick Tabaracci	No Goal
Ken Linseman	January 9, 1991	at Detroit	Tim Cheveldae	No Goal
Scott Pearson	November 20, 1993	vs. Toronto	Damian Rhodes	No Goal
Roman Oksiuta	February 4, 1994	vs. Chicago	Ed Belfour	No Goal
Doug Weight	January 3, 1996	vs. Tampa Bay	Daren Puppia	No Goal
Dean McAmmond	January 5, 1996	vs. Florida	Mark Fitzpatrick	No Goal
Todd Marchant	November 13, 1996	at Ottawa	Damian Rhodes	No Goal
Todd Marchant	January 26, 1997	at Washington	Olaf Kolzig	No Goal
Doug Weight	October 8, 1997	vs. NY Rangers	Mike Richter	GOAL
Anson Carter	November 11, 2001	at Carolina	Tom Barrasso	No Goal
Mike Comrie	December 28, 2002	vs. Toronto	Ed Belfour	No Goal
Mike Comrie	April 3, 2003	vs. San Jose	Vesa Toskala	No Goal
Ryan Smyth	March 4, 2004	at St. Louis	Chris Osgood	No Goal
Ryan Smyth	November 4, 2005	at St. Louis	Patrick Lalime	GOAL
Ryan Smyth	December 30, 2005	vs. Nashville	Tomas Vokun	GOAL
Jarret Stoll	December 10, 2006	at Chicago	Nikolai Khabibulin	GOAL
Marc Pouliot	February 17, 2007	at Toronto	Andrew Raycroft	GOAL
Kyle Brodziak	January 3, 2008	at Nashville	Dan Ellis	No Goal
Sam Gagner	October 25, 2008	at Vancouver	Roberto Luongo	No Goal
Mike Comrie	March 9, 2010	vs. Ottawa	Brian Elliott	No Goal
Magnus Paajarvi	December 12, 2010	vs. Vancouver	Roberto Luongo	No Goal
Andrew Coglian	March 17, 2011	vs. Phoenix	Ilya Bryzgalov	No Goal
Teemu Hartikainen	April 2, 2011	at Vancouver	Cory Schneider	No Goal
Taylor Hall	December 22, 2011	vs. Minnesota	Nicklas Backstrom	No Goal
Shawn Horcoff	February 23, 2012	vs. Philadelphia	Ilya Bryzgalov	No Goal
Taylor Hall	February 4, 2013	vs.. Vancouver	Roberto Luongo	No Goal
Sam Gagner	November 10, 2013	at Chicago	Corey Crawford	No Goal
Taylor Hall	October 20, 2014	vs.. Tampa Bay	Ben Bishop	GOAL
Jordan Eberle	November 27, 2014	at Nashville	Pekka Rinne	No Goal
Andrew Miller	March 27, 2015	vs.. Dallas	Kari Lehtonen	GOAL
Benoit Pouliot	November 28, 2015	at Pittsburgh	Jeff Zatkoff	No Goal
Connor McDavid	October 16, 2016	vs.. Calgary	Brian Elliott	GOAL

SUMMARY: 40 penalty shots have resulted in 12 goals (Home 7 for 22; Road 5 for 17).



## PENALTY SHOTS VS OILERS (1979-80 TO 2016-17)

## REGULAR SEASON

PLAYER	DATE	OPPONENT	GOALTENDER	RESULT
Mike Foligno	March 26, 1980	at Detroit	Ron Low	No Goal
Ron Duguay	January 9, 1984	at Detroit	Grant Fuhr	No Goal
Brent Peterson	January 13, 1984	at Buffalo	Grant Fuhr	No Goal
Rocky Trottier	December 17, 1984	at New Jersey	Andy Moog	GOAL
Claude Loiselle	October 28, 1989	at Quebec	Bill Ranford	No Goal
Tom Kurvers	March 10, 1990	at Toronto	Bill Ranford	No Goal
Greg Adams	December 1, 1991	vs. Vancouver	Bill Ranford	No Goal
Alexander Mogilny	January 10, 1992	at Buffalo	Bill Ranford	No Goal
Mario Lemieux	March 17, 1992	at Pittsburgh	Bill Ranford	No Goal
Dave Gagner	October 28, 1992	vs. Minnesota	Bill Ranford	No Goal
C.J. Young	December 27, 1992	vs. Calgary	Bill Ranford	No Goal
Benoit Hogue	February 16, 1993	at NY Islanders	Ron Tugnutt	GOAL
Robert Reichel	February 7, 1994	at Calgary	Bill Ranford	GOAL
Brett Hull	March 26, 1995	at St. Louis	Bill Ranford	No Goal
Valeri Kamensky	October 26, 1996	vs. Colorado	Curtis Joseph	GOAL
Keith Tkachuk	January 24, 1998	at Phoenix	Bob Essensa	No Goal
J.F. Jomphe	April 15, 1998	vs. Anaheim	Curtis Joseph	No Goal
Mike Sillinger	January 7, 2000	vs. Tampa Bay	Tommy Salo	No Goal
Scott Pellerin	October 15, 2000	at Minnesota	Joaquin Gage	No Goal
Jeff Friesen	January 24, 2001	at San Jose	Dominic Roussel	No Goal
Brendan Shanahan	November 1, 2003	vs. Detroit	Tommy Salo	No Goal
Jussi Jokinen	March 7, 2006	vs. Dallas	Ty Conklin	GOAL
Jarome Iginla	October 5, 2006	vs. Calgary	Dwayne Roloson	No Goal
Rick Nash	November 26, 2007	vs. Columbus	Dwayne Roloson	No Goal
Shane Doan	January 10, 2008	vs. Phoenix	Mathieu Garon	No Goal
Eric Staal	January 18, 2008	at Carolina	Mathieu Garon	GOAL
Milan Hejduk	October 12, 2008	vs. Colorado	Mathieu Garon	GOAL
Jonathan Toews	March 20, 2009	at Chicago	Dwayne Roloson	No Goal
Patrick Sharp	October 14, 2009	at Chicago	Nikolai Khabibulin	No Goal
Fredrik Modin	April 10, 2010	at Los Angeles	Devan Dubnyk	No Goal
Tom Kostopolous	November 9, 2010	at Carolina	Devan Dubnyk	No Goal
Mike Modano	November 11, 2010	at Detroit	Nikolai Khabibulin	No Goal
Jarret Stoll	February 2, 2011	vs. Los Angeles	Nikolai Khabibulin	No Goal
R.J. Umberger	March 3, 2011	vs. Columbus	Devan Dubnyk	No Goal
Alex Tanguay	April 6, 2011	at Calgary	Devan Dubnyk	No Goal
Jeff Skinner	December 7, 2011	vs. Carolina	Devan Dubnyk	No Goal
Chris Stewart	February 29, 2012	vs. St. Louis	Yann Danis	GOAL
Keith Yandle	March 18, 2012	vs. Phoenix	Devan Dubnyk	No Goal
Rick Nash	March 25, 2012	at Columbus	Devan Dubnyk	GOAL
Valeri Nichushkin	November 13, 2013	vs.. Dallas	Devan Dubnyk	No Goal
Matt Stajan	March 22, 2014	vs.. Calgary	Viktor Fasth	GOAL
Andrew Cogliano	April 1, 2015	at Anaheim	Ben Scrivens	GOAL
Marcus Sorensen	April 6, 2017	at San Jose	Cam Talbot	No Goal

SUMMARY: 43 penalty shots have resulted in 11 goals (5-19 Home; 6-24 Away).



## EDMONTON OILERS NATIONAL HOCKEY LEAGUE “FIRSTS”

### FIRST GAME:

AWAY 10/10/79 at Chicago, 2-4 L

HOME 10/13/79 vs. Detroit, 3-3 T

### FIRST WIN

HOME 10/19/79 vs. Quebec, 6-3 W

AWAY 11/02/79 at NY Islanders, 7-5 W

### FIRST GOAL:

AWAY Kevin Lowe, 1st pd. 9:49, 10/10/79  
at Chicago

HOME Blair MacDonald, 1st pd. 12:06, 10/13/79  
vs. Detroit

### FIRST ASSISTS:

HOME Brett Callighen & Wayne Gretzky,  
1st pd. 9:49, 10/10/79 at Chicago

AWAY Brett Callighen & Wayne Gretzky,  
1st pd. 12:06, 10/13/79 vs. Detroit

### FIRST GAME WINNING GOAL:

HOME Blair MacDonald, 2nd pd. 8:22, 10/19/79  
vs. Quebec

AWAY Wayne Gretzky, 2nd pd. 12:06, 11/13/79  
at Washington

### FIRST MINOR PENALTY:

AWAY Wayne Gretzky, 1st pd. 5:19, slashing,  
10/10/79 at Chicago

HOME Dave Hunter, 1st pd. 18:30, hooking,  
10/13/79 vs. Detroit

### FIRST MAJOR PENALTY:

AWAY Lee Fogolin, 2nd pd. 17:48, misconduct,  
10/10/79 at Chicago; Kevin Lowe,  
fighting also at 17:48

HOME Brett Callighen, 2nd pd. 19:37, fighting,  
Oct. 13/79 vs. Detroit

### FIRST TWO GOAL GAME:

HOME Blair MacDonald, 10/13/79 vs. Detroit

AWAY Blair MacDonald & Stan Weir, 11/18/79  
at Buffalo

### FIRST THREE GOAL GAME:

HOME Blair MacDonald, 10/19/79 vs. Quebec

AWAY Blair MacDonald, 01/19/80 at Pittsburgh

### FIRST POWERPLAY GOAL:

AWAY Kevin Lowe, 1st pd. 9:49, 10/10/79

HOME Blair MacDonald, 1st pd. 12:06, 10/13/79  
vs. Detroit

### FIRST SHORTHANDED GOAL:

AWAY Doug Hicks, 3rd pd. 14:35, 11/14/79  
at Philadelphia

HOME Mark Messier, 2nd pd. 15:58, 12/12/79  
at Atlanta

### FIRST SHUTOUT:

AWAY Andy Moog/ Grant Fuhr, 01/08/85 at Quebec

HOME Eddie Mio, 12/09/79 vs. Hartford

### FIRST OILER TO SCORE 50 POINTS IN A SEASON:

Wayne Gretzky vs. Colorado Rockies, 12/26/79  
at Northlands Coliseum. Oilers 4 Rockies 3.  
Gretzky scored goal at 13:37 of 1st pd., assisted by  
Blair MacDonald and Brett Callighen (18-32-50)

### FIRST OILER TO SCORE 100 POINTS IN A SEASON:

Wayne Gretzky vs. Boston Bruins, 02/24/80 at  
Northlands Coliseum, Boston 4 Oilers 2.  
Gretzky assisted on a goal by Brett Callighen at  
5:43 of the 2nd pd. (35-65-100)

### FIRST OILER TO SCORE 200 POINTS IN A SEASON:

Wayne Gretzky at Calgary Flames, 03/25/82,  
Edmonton 7 Calgary 2.  
Gretzky assisted on a goal by Pat Hughes at  
9:16 of 1st pd. (88-112-200)



## OPPONENT NATIONAL HOCKEY LEAGUE “FIRSTS” VS OILERS

### FIRST OPPONENT WIN:

AWAY Chicago, 10/10/79, 4-2 W  
HOME Washington, 10/28/79, 6-4 W

### FIRST OPPONENT GOAL:

AWAY John Marks, 1st pd. 1:26, 10/10/79  
at Chicago  
HOME Dan Labraaten, 2nd pd. 14:16, 10/13/79  
vs. Detroit

### FIRST OPPONENT ASSISTS:

AWAY Cliff Koroll & Stan Mikita, 1st pd. 1:26,  
10/10/79 at Chicago  
HOME Perry Miller & Rogie Vachon, 2nd pd.  
14:16, 10/13/79 vs. Detroit

### FIRST OPPONENT GAME WINNING GOAL:

AWAY John Marks, 1st pd. 18:59, 10/10/79  
at Chicago  
HOME Tom Rowe, 3rd pd. 13:31, 10/28/79  
vs. Washington

### FIRST OPPONENT MINOR PENALTY:

AWAY Terry Ruskowski, 1st pd. 3:05, slashing,  
10/10/79 at Chicago  
HOME Jean Hamel, 1st pd. 4:02, hooking,  
10/13/79 vs. Detroit

### FIRST OPPONENT MAJOR PENALTY:

AWAY Grant Mulvey, 3rd pd. 17:48, fighting,  
10/10/79 at Chicago  
HOME Mike Foligno, 1st pd. 19:37, fighting,  
10/13/79 vs. Detroit

### FIRST OPPONENT TWO GOAL GAME:

AWAY John Marks, 10/10/79 at Chicago  
HOME Marc Tardif, 10/19/79 vs. Quebec

### FIRST OPPONENT THREE GOAL GAME:

AWAY Mike Bossy, 03/04/80 at NY Islanders  
HOME Ken Houston, 02/08/81 vs. Calgary

### FIRST OPPONENT POWERPLAY GOAL:

AWAY John Marks, 1st pd. 1:26, 10/10/79  
at Chicago  
HOME Lars Lindgren, 3rd pd. 3:17, 10/14/79  
vs. Vancouver

### FIRST OPPONENT SHORTHANDED GOAL:

AWAY Wayne Cashman, 3rd pd. 16:24, 11/08/79  
at Boston  
HOME Bob MacMillan, 3rd pd. 14:37, 02/08/80  
vs. Atlanta

### FIRST OPPONENT SHUTOUT:

AWAY Al Smith, 11/17/79 at Hartford  
HOME Billy Smith, 03/12/81 vs. NY Islanders



## CURRENT NHL INDIVIDUAL RECORDS ESTABLISHED OR TIED BY EDMONTON OILERS (REGULAR SEASON)

### REGULAR SEASON RECORDS (24)

#### MOST GOALS, ONE SEASON:

92 Wayne Gretzky, 1981-82

#### MOST GOALS, ONE SEASON, BY A DEFENCEMAN:

48 Paul Coffey, 1985-86

#### MOST ASSISTS, ONE SEASON:

163 Wayne Gretzky, 1985-86

#### MOST POINTS, ONE SEASON:

215 Wayne Gretzky, 1985-86

#### MOST GAMES SCORING THREE-OR-MORE GOALS, ONE SEASON:

10 Wayne Gretzky, 1981-82; 1983-84

#### HIGHEST ASSIST-PER-GAME AVERAGE, ONE SEASON (35 or more)

2.04 Wayne Gretzky, 1985-86

#### HIGHEST POINTS PER-GAME AVERAGE, ONE SEASON (among players with 50 or more):

2.77 Wayne Gretzky, 1983-84

#### MOST GOALS, ONE SEASON, INCLUDING PLAYOFFS:

100 Wayne Gretzky, 1983-84

#### MOST ASSISTS, ONE SEASON, INCLUDING PLAYOFFS:

174 Wayne Gretzky, 1985-86

#### MOST POINTS, ONE SEASON, INCLUDING PLAYOFFS:

255 Wayne Gretzky, 1984-85

#### MOST GOALS ONE SEASON, BY A CENTRE:

92 Wayne Gretzky, 1981-82

#### MOST ASSISTS ONE SEASON, BY A CENTRE:

163 Wayne Gretzky, 1985-86

#### MOST POINTS ONE SEASON, BY A CENTRE:

215 Wayne Gretzky, 1985-86

#### FASTEST TWO SHORTHANDED GOALS:

12 seconds Esa Tikkanen  
at Toronto, Nov. 12, 1988, 1st period.  
Goals scored at 10:44 and 10:56

#### MOST GOALS, MINIMUM 50 GAMES, FROM THE START OF THE SEASON:

61 Wayne Gretzky, 1981-82, 1983-84

#### LONGEST CONSECUTIVE POINT-SCORING STREAK:

51 games Wayne Gretzky, 1983-84  
Oct. 5, 1983 through Jan. 27, 1984

#### LONGEST CONSECUTIVE POINT-SCORING STREAK FROM THE START OF A SEASON:

51 games Wayne Gretzky, 1983-84  
Oct. 5, 1983 through Jan. 27, 1984

#### MOST ASSISTS, ONE GAME:

7 Wayne Gretzky  
Feb. 15, 1980 vs. Washington;  
Dec. 11, 1985 at Chicago  
Feb. 14, 1986 vs. Quebec  
(Ties NHL record)

#### MOST ASSISTS, ONE GAME, BY A DEFENCEMAN:

6 Paul Coffey, Mar. 14, 1986 vs. Detroit  
(Ties NHL record)

#### MOST ASSISTS, ONE ROAD GAME:

7 Wayne Gretzky, Dec. 11, 1985 at Chicago  
(Ties NHL record)

#### MOST ASSISTS, ONE GAME, BY A PLAYER IN HIS FIRST NHL SEASON:

7 Wayne Gretzky, Feb. 15, 1980 vs. Washington

#### MOST POINTS, ONE GAME, BY A DEFENCEMAN:

8 Paul Coffey Mar. 14, 1986 vs. Detroit;  
2 goals, 6 assists (Ties NHL record)

#### MOST GOALS, ONE PERIOD:

4 Wayne Gretzky, Feb. 18, 1981, 3rd period,  
vs. St. Louis (Ties NHL record)

#### MOST ASSISTS, ONE SEASON, BY A GOALTENDER:

14 Grant Fuhr 1983-84

### ALL STAR GAME RECORDS (3)

#### MOST GOALS, ONE GAME:

4 Wayne Gretzky, 1983 at Uniondale

#### MOST GOALS, ONE PERIOD:

4 Wayne Gretzky, 1983 at Uniondale, 3rd period

#### MOST POINTS, ONE PERIOD:

4 - Wayne Gretzky, 1983 at Uniondale, 3rd period, 4 goals, 0 assists



## NHL TEAM RECORDS HELD OR CO-HELD BY THE EDMONTON OILERS (REGULAR SEASON)

### MOST GOALS, ONE SEASON:

446 1983-84 (NHL record)

### HIGHEST GOALS PER-GAME AVERAGE, ONE SEASON:

5.58 1983-84, 446 goals in 80 games (NHL record)

### MOST SHORTHANDED GOALS, ONE SEASON:

36 1983-84 (NHL record)

### MOST SCORING POINTS, ONE SEASON:

1,182 1983-84 (NHL record)

### MOST 50-OR-MORE GOAL SCORERS, ONE SEASON:

3  
 – 1983-84, Wayne Gretzky 87; Glenn Anderson 54; Jari Kurri 52 (NHL record)  
 – 1985-86, Jari Kurri 68; Glenn Anderson 54; Wayne Gretzky 52 (Ties NHL record)

### MOST 40-OR-MORE GOAL SCORERS, ONE SEASON:

4  
 – 1982-83, Wayne Gretzky 71; Glenn Anderson 48; Mark Messier 48; Jari Kurri 45 (Ties NHL record)  
 – 1983-84, Wayne Gretzky 87; Glenn Anderson 54; Jari Kurri 52; Paul Coffey 40 (Ties NHL record)  
 – 1984-85, Wayne Gretzky 73; Jari Kurri 71; Mike Krushelnyski 43; Glenn Anderson 42 (Ties NHL record)  
 – 1985-86, Jari Kurri 68; Glenn Anderson 54; Wayne Gretzky 52; Paul Coffey 48 (Ties NHL record)

### MOST 100-OR-MORE POINT SCORERS, ONE SEASON:

4  
 – 1982-83, Wayne Gretzky 196; Mark Messier 106; Glenn Anderson, Jari Kurri 104 (Ties NHL record)  
 – 1983-84, Wayne Gretzky 205; Paul Coffey 126; Jari Kurri 113; Mark Messier 101 (Ties NHL record)  
 – 1985-86, Wayne Gretzky 215; Paul Coffey 138; Jari Kurri 131; Glenn Anderson 102 (Ties NHL record)

### MOST ASSISTS ONE SEASON:

737 1985-86 (NHL record)

### FASTEST TWO GOALS FROM THE START OF A GAME,

#### ONE TEAM:

24 Seconds Oilers at Los Angeles, Mar. 28, 1982.  
 Scorers: Mark Messier, 0:14; Dave Lumley, 0:24, Edmonton won 6-2 (NHL record)

### LONGEST UNDEFEATED STREAK FROM START OF SEASON:

15 games Oct. 11, 1984 through Nov. 9, 1984 (12 wins, 3 ties) (NHL record)

### MOST CONSECUTIVE OVERTIME GAMES:

7 2003-04; Oilers were 2-2-3 from Feb. 29-Mar. 12, 2004. (NHL Record)

### FEWEST SHOTS, ONE PERIOD:

Edmonton: 0 Edmonton at Minnesota, Feb. 20, 1991, 2nd period. (Ties NHL record)

### MOST SCORING POINTS, BOTH TEAMS, ONE GAME:

62 Edmonton at Chicago, Dec. 11, 1985.  
 Edmonton won 12-9 and had 24 assists, Chicago 17. (NHL record)

### MOST GOALS, BOTH TEAMS, ONE GAME:

21 Edmonton vs. Chicago, Dec. 11, 1985.  
 Edmonton won 12-9 (Ties NHL record)

### MOST GOALS, BOTH TEAMS, ONE PERIOD:

12 Edmonton at Chicago, Dec. 11, 1985.  
 second period. Edmonton scored 6 goals and Chicago 6 in a 12-9 Oilers win (Ties NHL record)

### MOST POINTS, BOTH TEAMS, ONE PERIOD:

35 Edmonton at Chicago, Dec. 11, 1985.  
 second period. Edmonton scored 18 points (6 goals, 12 assists) and Chicago scored 17 points (6 goals, 11 assists) in a 12-9 Oilers win. (NHL record)

### MOST PENALTIES, BOTH TEAMS, ONE GAME:

85 Penalties Edmonton at Los Angeles, Feb. 28, 1990.  
 Edmonton received 26 minors, 7 majors, 6 misconducts, 4 game misconducts, 1 match penalty for 44 penalties. Los Angeles received 26 minors, 9 majors, 3 misconducts and 3 game misconducts for 41 penalties. (NHL record)

### MOST PENALTIES, ONE TEAM, ONE GAME:

44 Penalties Edmonton at Los Angeles, Feb. 28, 1990.  
 Edmonton received 26 minors, 7 majors, 6 misconducts, 4 game misconducts and 1 match penalty.

### MOST SHOOTOUT WINS, ONE SEASON

15 2007-08, 19 GP (NHL record)

### MOST SHOOTOUT HOME WINS, ONE SEASON

8 2007-08, 9 GP (NHL record)



## EDMONTON OILERS REGULAR SEASON RECORDS INDIVIDUAL RECORDS

### GAMES

#### MOST GAMES:

1037 Kevin Lowe, 1979-80 through 1991-92 & 1996-97 through 1997-98

#### MOST GAMES, INCLUDING PLAYOFFS:

1209 Kevin Lowe, 1979-80 through 1991-92, & 1996-97 through 1997-98, 1037 regular season games, 172 playoff games

#### MOST CONSECUTIVE GAMES:

518 Craig MacTavish, Oct. 12, 1986 through Jan. 2, 1993

#### MOST GAMES APPEARED IN BY A GOALTENDER, CAREER

449 Bill Ranford, 1987-88 through 1995-96

#### MOST CONSECUTIVE COMPLETE GAMES BY A GOALTENDER:

28 Dwayne Roloson, Feb. 8, 2009 through Apr. 7, 2009

### GOALS

#### MOST GOALS:

583 Wayne Gretzky, in 9 seasons, 696 games

#### MOST GOALS, INCLUDING PLAYOFFS:

664 Wayne Gretzky, 583 regular season goals, 81 playoff goals

#### MOST GOALS, 50 GAMES FROM START OF SEASON

61 — Wayne Gretzky, 1981-82. Oct. 7, 1981 - Jan. 22, 1982. (80-game schedule)  
— Wayne Gretzky, 1983-84. Oct. 5, 1983 - Jan. 25, 1983. (80-game schedule)

#### MOST GAMES SCORING THREE-OR-MORE GOALS

43 Wayne Gretzky, in 9 seasons: 30 three goal games, 9 four goal games, 4 five goal games (NHL record)

#### MOST GOALS, ONE SEASON:

92 Wayne Gretzky, 1981-82 (NHL record)

#### MOST GAMES SCORING AT LEAST THREE GOALS, ONE SEASON:

10 — Wayne Gretzky, 1981-82 (NHL record)  
— Wayne Gretzky, 1983-84 (Ties NHL record)

#### HIGHEST GOALS PER-GAME AVERAGE (20 OR MORE GOALS), ONE SEASON:

1.15 Wayne Gretzky, 1981-82, 92 goals in 80 games

#### MOST GOALS, ONE SEASON, INCLUDING PLAYOFFS:

100 — Wayne Gretzky, 1983-84, 87 goals in 74 regular season games, 13 goals in 19 playoff games (NHL record)

#### MOST GOALS, ONE SEASON, DEFENCEMAN:

48 Paul Coffey, 1985-86 (NHL record)

#### MOST GOALS, ONE SEASON, CENTRE:

92 Wayne Gretzky, 1981-82 (NHL record)

#### MOST GOALS, ONE SEASON, RIGHT WING:

71 Jari Kurri, 1984-85

#### MOST GOALS, ONE SEASON, LEFT WING:

50 Mark Messier, 1981-82

#### MOST GOALS, ONE SEASON, ROOKIE:

33 Jason Arnott, 1993-94

#### MOST GOALS, ONE SEASON, ROOKIE DEFENCEMAN:

13 Tom Gilbert, 2007-08

#### MOST GOALS, ONE GAME:

Edmonton: 5 — Wayne Gretzky, vs. St. Louis, Feb. 18, 1981, Edmonton won 9-2  
— Wayne Gretzky, vs. Philadelphia, December 30, 1981, Edmonton won 7-5  
— Jari Kurri, vs. New Jersey, Nov. 19, 1983, Edmonton won 13-4  
— Pat Hughes, vs. Calgary, February 3/84, Edmonton won 10-5  
— Wayne Gretzky, at St. Louis, December 15/84, Edmonton won 8-2  
— Wayne Gretzky, vs. Minnesota, December 6/87, Edmonton won 10-4

Opposition: 4 Has occurred 11 times in Oilers history. The most recent: Markus Naslund (VAN), at Edmonton, December 14, 2002. Vancouver won 6-3.

#### MOST GOALS, ONE GAME, BY A DEFENCEMAN:

Edmonton: 4 Paul Coffey, at Calgary, Dec. 26, 1984, Edmonton won 6-5

Opposition: 3 — Paul Reinhart (CGY), at Calgary, Nov. 24, 1986, Calgary won 6-5  
— Kevin Hatcher (DAL), at Edmonton, Jan. 24, 1996, Dallas won 5-3

#### MOST GOALS, ONE ROAD GAME:

Edmonton: 5 Wayne Gretzky, at St. Louis, Dec. 15, 1984, Edmonton won 8-2

Opposition: 4 Markus Naslund (VAN), at Edmonton, Dec. 14, 2002. Vancouver won 6-3.

#### MOST GOALS, ONE PERIOD:

Edmonton: 4 Wayne Gretzky vs. St. Louis, Feb. 18, 1981, 3rd period. Edmonton won 9-2 (Ties NHL record)

Opposition: 3 — Miroslav Frycer (TOR), at Toronto, Jan. 8, 1986, 3rd period, Toronto won 11-9  
— Paul Reinhart (CGY), at Calgary, Nov. 24, 1986, 1st period, Calgary won 6-5

**ASSISTS****MOST ASSISTS:**

1086 Wayne Gretzky, in 9 seasons, 696 games

**MOST ASSISTS, INCLUDING PLAYOFFS:**

1257 Wayne Gretzky, 1086 regular season assists, 171 playoff assists

**MOST ASSISTS, ONE SEASON:**

163 Wayne Gretzky, 1985-86 (NHL record)

**HIGHEST ASSISTS-PER-GAME AVERAGE (35 OR MORE ASSISTS), ONE SEASON:**

2.04 Wayne Gretzky, 1985-86, 163 assists in 80 games (NHL record)

**MOST ASSISTS ONE SEASON, INCLUDING PLAYOFFS:**

174 Wayne Gretzky, 1985-86, 163 assists in 80 regular season games, 11 assists in 10 playoff games (NHL record)

**MOST ASSISTS, ONE SEASON, DEFENCEMAN:**

90 Paul Coffey, 1985-86

**MOST ASSISTS, ONE SEASON, CENTRE:**

163 Wayne Gretzky, 1985-86 (NHL record)

**MOST ASSISTS, ONE SEASON, RIGHT WING:**

67 Glenn Anderson, 1981-82

**MOST ASSISTS, ONE SEASON, LEFT WING:**

64 Mark Messier, 1983-84

**MOST ASSISTS, ONE SEASON, ROOKIE:**

43 Jari Kurri, 1980-81

**MOST ASSISTS, ONE SEASON, ROOKIE DEFENCEMAN:**

29 Risto Siltanen, 1979-80

**MOST ASSISTS/ POINTS, ONE SEASON, GOALTENDER:**

14 Grant Fuhr, 1983-84 (NHL record)

**MOST ASSISTS, ONE GAME:**

Edmonton: 7 — Wayne Gretzky, vs. Washington, Feb. 15, 1980, Edmonton won 8-2 (Ties NHL record)  
— Wayne Gretzky, at Chicago, Dec. 11, 1985, Edmonton won 12-9 (Ties NHL record)  
— Wayne Gretzky, vs. Quebec, Feb. 14, 1986, Edmonton won 8-2 (Ties NHL record)

Opposition: 6 Gary Suter (CGY) at Calgary, Apr. 4, 1986, Calgary won 9-3

**MOST ASSISTS, ONE ROAD GAME:**

Edmonton: 7 Wayne Gretzky, at Chicago, Dec. 11, 1985, Edmonton won 12-9 (Ties NHL record)

Opposition: 5 Mario Lemieux (PIT), at Edmonton, Jan. 21, 1989. Pittsburgh won 7-4

**MOST ASSISTS, ONE GAME, BY A DEFENCEMAN:**

Edmonton: 6 Paul Coffey, vs. Detroit, Mar. 14, 1986. Edmonton won 12-3

Opposition: 6 Gary Suter (CGY), at Calgary, Apr. 4, 1986. Calgary won 9-3

**MOST ASSISTS, ONE PERIOD:**

Edmonton: 4 — Wayne Gretzky, vs. Montreal, Feb. 4, 1983, 1st period. Edmonton won 7-3  
— Jari Kurri, at Winnipeg, Oct. 7, 1983 2nd period. Edmonton won 8-6  
— Mark Messier, vs. Minnesota, Jan. 4, 1984, 2nd period. Edmonton won 12-8  
— Wayne Gretzky, vs. Los Angeles, Oct. 26, 1984, 2nd period. Edmonton won 8-2  
— Wayne Gretzky, vs. Quebec, Oct. 15, 1986, 3rd period. Edmonton won 5-2  
— Wayne Gretzky, vs. Toronto, Feb. 18, 1987, 2nd period. Edmonton won 9-2  
— Wayne Gretzky, at St. Louis, Nov. 14, 1987, 3rd period. Edmonton won 6-5 (OT)  
— Wayne Gretzky, vs. Philadelphia, Mar. 4, 1988, 1st period. Edmonton won 7-4  
— Wayne Gretzky, at Winnipeg, Mar. 7, 1988, 2nd period. Edmonton won 6-0  
— Shawn Horcoff, vs. Detroit, Nov. 17, 2005, 3rd period. Edmonton won 6-5 OT

Opposition: 4 Gary Suter (CGY), at Calgary, April 4, 1986. Calgary won 9-3

**POINTS****MOST POINTS:**

1669 Wayne Gretzky, in 9 seasons, 696 games (583 goals, 1086 assists)

**MOST POINTS, INCLUDING PLAYOFFS:**

1921 Wayne Gretzky, 1,669 regular season, 252 playoff points

**MOST POINTS, ONE SEASON:**

215 Wayne Gretzky, 1985-86, (52 goals, 163 assists) (NHL record)

**HIGHEST POINTS-PER-GAME AVERAGE (50 OR MORE POINTS), ONE SEASON:**

2.69 Wayne Gretzky, 1985-86, 215 points in 80 games



**MOST POINTS, ONE SEASON, INCLUDING PLAYOFFS:**

255 Wayne Gretzky, 1984-85, 208 regular season (73 goals, 135 assists), 47 playoff points (17 goals, 30 assists) (NHL record)

**MOST POINTS, ONE SEASON, DEFENCEMAN:**

138 Paul Coffey, 1985-86

**MOST POINTS, ONE SEASON, CENTRE:**

215 Wayne Gretzky, 1985-86 (NHL record)

**MOST POINTS ONE SEASON, RIGHT WING:**

135 Jari Kurri, 1984-85

**MOST POINTS, ONE SEASON, LEFT WING:**

106 Mark Messier, 1982-83

**MOST POINTS, ONE SEASON, ROOKIE:**

75 Jari Kurri, 1980-81

**MOST POINTS, ONE SEASON, ROOKIE DEFENCEMAN:**

33 Tom Gilbert, 2007-08 (13 goals, 20 assists)

**MOST POINTS, ONE GAME:**

Edmonton: 8 — Wayne Gretzky, vs. New Jersey, Nov. 19, 1983, 3 goals, 5 assists. Edmonton won 13-4  
 — Wayne Gretzky, vs. Minnesota, Jan. 4, 1984, 4 goals, 4 assists. Edmonton won 12-8  
 — Paul Coffey, vs. Detroit, Mar. 14, 1986, 2 goals, 6 assists. Edmonton won 12-3  
 — Sam Gagner, vs. Chicago, Feb. 2, 2012, 4 goals, 4 assists. Edmonton won 8-4

Opposition: 7 — Mario Lemieux (PIT), at Edmonton, Jan. 21, 1989, 2 goals, 5 assists. Pittsburgh won 7-4  
 — Sergei Makarov (CGY), at Calgary, Feb. 25, 1990, 2 goals, 5 assists. Calgary won 10-4

**MOST POINTS, ONE ROAD GAME:**

Edmonton: 7 — Wayne Gretzky at Winnipeg, Nov. 6, 1983, 4 goals, 3 assists. Edmonton won 8-5  
 — Wayne Gretzky at Chicago, Dec. 11, 1985, 0 goals, 7 assists. Edmonton won 12-9

Opposition: 7 Mario Lemieux (PIT), at Edmonton, Jan. 21, 1989, 2 goals, 5 assists. Pittsburgh won 7-4

**MOST POINTS, ONE GAME BY A DEFENCEMAN:**

Edmonton: 8 Paul Coffey, vs. Detroit, Mar. 14, 1986, 2 goals, 6 assists. Edmonton won 12-3 (Ties NHL record)

Opposition: 6 Gary Suter (CGY), at Calgary, Apr. 4, 1986, 0 goals, 6 assists. Calgary won 9-3

**MOST POINTS, ONE PERIOD:**

Edmonton: 5 Jari Kurri, vs. Los Angeles, Oct. 26, 1984, 2nd period, 2 goals, 3 assists. Edmonton won 8-2

Opposition: 4 — Peter Stastny (QUE), at Quebec, Dec. 2, 1981, 2nd period, 2 goals, 2 assists. Quebec won 9-8  
 — Phil Housley (BUF), at Buffalo, Oct. 17, 1982, 1st period, 1 goal, 3 assists. Buffalo won 6-4  
 — Sergei Makarov (CGY), at Calgary, Feb. 25, 1990, 3rd period, 1 goal, 3 assists. Calgary won 10-4

**PENALTIES****MOST PENALTIES, ONE GAME:**

Edmonton: 7 Lee Fogolin, at Detroit, Mar. 22, 1981, 3 minors, 1 major, 1 10-minute misconduct, 1 game misconduct, 1 gross misconduct

Opposition: 9 Russ Anderson, at Pittsburgh, Jan. 19, 1980, 3 minors, 3 majors, 3 game misconducts

**MOST PENALTIES, ONE PERIOD:**

Edmonton: 7 — Lee Fogolin, at Detroit, Mar. 22, 1981 3rd period, 3 minors, 1 major, 1 10-minute misconduct, 1 game misconduct, 1 gross misconduct  
 — Dave Semenko, at Calgary, Nov. 14, 1984, 3rd period, 3 minors, 1 match, 1 game misconduct

Opposition: 8 Russ Anderson, at Pittsburgh, Jan. 19, 1980, 2nd period, 3 minors, 2 majors, 3 game misconducts

**PENALTY MINUTES****MOST PENALTY MINUTES:**

1747 Kelly Buchberger, in 795 games, 1987-88 through 1998-99

**MOST PENALTY MINUTES INCLUDING PLAYOFFS:**

1863 Kelly Buchberger, 1747 regular season & 116 playoff penalty minutes

**MOST PENALTY MINUTES, ONE SEASON:**

286 Steve Smith, 1987-88

**MOST PENALTY MINUTES, ONE SEASON DEFENCEMAN:**

286 Steve Smith, 1987-88

**MOST PENALTY MINUTES, ONE SEASON, CENTRE:**

281 Kevin McClelland, 1987-88

**MOST PENALTY MINUTES, ONE SEASON, RIGHT WING:**

265 Marty McSorley, 1985-86

**MOST PENALTY MINUTES, ONE SEASON, LEFT WING:**

234 Kelly Buchberger, 1988-89

**MOST PENALTY MINUTES, ONE SEASON GOALTENDER:**

20 Curtis Joseph, 1996-97

**MOST PENALTY MINUTES, ONE SEASON, ROOKIE:**

234 Kelly Buchberger, 1988-89

**MOST PENALTY MINUTES, ONE GAME:**

Edmonton: 42 Dave Semenko, vs. Vancouver, Mar. 13, 1982, 1 minor, 2 majors, 1 match penalty, 2 10-minute misconducts

Opposition: 51 Russ Anderson, at Pittsburgh, Jan. 19, 1980, 3 minors, 3 majors, 3 game misconducts

**MOST PENALTY MINUTES, ONE PERIOD:**

Edmonton: 41 Lee Fogolin, at Detroit, Mar. 28, 1981, 3rd period, 3 minors, 1 major, 1 10-minute misconduct, 1 game misconduct, 1 gross misconduct

Opposition: 46 Russ Anderson, at Pittsburgh, Jan. 19, 1980, 2nd period, 3 minors, 3 majors, 3 game misconducts

**MULTIPLE GOAL AND POINT SEASONS****MOST 20-OR-MORE GOAL SEASONS:**

10 Jari Kurri, 1980-81 through 1989-90

**MOST CONSECUTIVE 20-OR-MORE GOAL SEASONS:**

10 Jari Kurri, 1980-81 through 1989-90

**MOST 30-OR-MORE GOAL SEASONS:**

10 Jari Kurri, 1980-81 through 1989-90

**MOST CONSECUTIVE 30-OR-MORE GOAL SEASONS:**

10 Jari Kurri, 1980-81 through 1989-90

**MOST 40-OR-MORE GOAL SEASONS:**

9 Wayne Gretzky, 1979-80 through 1987-88

**MOST CONSECUTIVE 40-OR-MORE GOAL SEASONS:**

9 Wayne Gretzky, 1979-80 through 1987-88

**MOST 50-OR-MORE GOAL SEASONS:**

8 Wayne Gretzky, 1979-80 through 1986-87

**MOST CONSECUTIVE 50-OR-MORE GOAL SEASONS:**

8 Wayne Gretzky, 1979-80 through 1986-87

**MOST 100-OR-MORE POINT SEASONS:**

9 Wayne Gretzky, 1979-80 through 1987-88

**MOST CONSECUTIVE 100-OR-MORE POINT SEASONS:**

9 Wayne Gretzky, 1979-80 through 1987-88

**SHUTOUTS, POWERPLAY AND SHORTHANDED GOALS, SHOTS ON GOAL****MOST SHUTOUTS BY A GOALTENDER, CAREER:**

23 Tommy Salo in 334 games over six seasons, 1998-99 through 2003-04

**MOST SHUTOUTS, ONE SEASON, GOALTENDER:**8 Curtis Joseph, 1997-98  
Tommy Salo, 2000-01**MOST POWERPLAY GOALS, ONE SEASON:**20 Wayne Gretzky, 1983-84  
Ryan Smyth, 1996-97**MOST POWERPLAY GOALS, ONE GAME**Edmonton: 3 — Glenn Anderson, vs. Chicago, Mar. 20, 1985. Edmonton won 6-4.  
— Glenn Anderson, vs. Toronto, Nov. 19, 1988. Edmonton won 9-1**MOST SHORTHANDED GOALS, ONE SEASON:**

12 Wayne Gretzky, 1983-84

**MOST SHORTHANDED GOALS, ONE GAME:**

Edmonton: 2 Accomplished 13 times in Oilers history. Most recent: Ethan Moreau, Edmonton at Philadelphia, Dec. 8, 2005. Edmonton won 3-2

Opposition: 2 — Darryl Sutter (CHI), at Chicago, Oct. 18, 1981. Chicago won 7-5  
— Dave Christian (WAS), at Washington, Nov. 12, 1985. Washington won 5-2  
— Russ Courtnall (VAN) at Vancouver, Apr. 22, 1995. Vancouver won 6-1**MOST SHORTHANDED GOALS, ONE PERIOD:**Edmonton: 2 — Wayne Gretzky, Edmonton at Calgary, Mar. 25, 1982, 2nd period. Edmonton won 7-2  
— Pat Hughes, Edmonton at St. Louis, Jan. 11, 1983, 2nd period. Edmonton won 7-5  
— Paul Coffey, Edmonton vs. Quebec, Feb. 14, 1986, 3rd period. Edmonton won 8-2  
— Mark Messier, Edmonton at Detroit, Mar. 25, 1986, 2nd period. Edmonton won 7-2  
— Esa Tikkanen, Edmonton at Toronto, Nov. 12, 1988, 1st period. Edmonton won 6-2.

Opposition: 2 Dave Christian (WAS), at Washington, Nov. 12, 1985, 3rd period. Washington won 5-2

**MOST SHOTS ON GOAL, ONE SEASON:**

369 Wayne Gretzky, 1981-82



## SHOOTOUTS

## SKATERS

## MOST SHOOTOUTS, CAREER

58 Ales Hemsky

## MOST SHOOTOUT GOALS, CAREER

20 Alex Hemsky  
Jordan Eberle

## MOST DECIDING GOALS, CAREER

9 Sam Gagner

## HIGHEST SCORING PERCENTAGE, CAREER

60.0 Ryan Potulny (3-5)

## MOST SHOOTOUTS, ONE SEASON

17 Sam Gagner, 2007-08 (5-17)

## MOST GOALS, ONE SEASON

6 — Sam Gagner, 2011-12 (6-9)  
— Ales Hemsky, 2007-08 (6-16)

## MOST DECIDING GOALS, ONE SEASON

4 — Sam Gagner, 2007-08  
— Ales Hemsky, 2007-08

HIGHEST SCORING PERCENTAGE, ONE SEASON  
(Minimum 3 Attempts)

71.4 — Shawn Horcoff, 2007-08 (5-7)  
— Jordan Eberle, 2013-14 (5-7)

## GOALTENDERS

## MOST SHOOTOUTS, CAREER

26 Dwayne Roloson

## MOST SHOOTOUT WINS, CAREER

13 Dwayne Roloson

## MOST SHOOTOUT LOSSES, CAREER

13 Dwayne Roloson

## HIGHEST WINNING PERCENTAGE IN SHOOTOUTS, CAREER

1.000 Mathieu Garon (11-0)

## MOST SHOOTOUT ATTEMPTS FACED, CAREER

94 Dwayne Roloson

## MOST SHOOTOUT SAVES, CAREER

66 Dwayne Roloson

## MOST SHOOTOUT GOALS ALLOWED, CAREER

28 Dwayne Roloson

HIGHEST SAVE PERCENTAGE IN SHOOTOUTS, CAREER  
(min. five shots faced)

1.000 Anders Nilsson  
.914 Mathieu Garon

## MOST SHOOTOUTS, ONE SEASON

10 Mathieu Garon, 2007-08

## MOST SHOOTOUT WINS, ONE SEASON

10 Mathieu Garon, 2007-08

## MOST SHOOTOUT LOSSES, ONE SEASON

6 Devan Dubnyk, 2010-11

HIGHEST WINNING PERCENTAGE IN SHOOTOUTS,  
ONE SEASON (minimum of three shootout decisions)

1.000 Mathieu Garon, 2007-08 (10-0)  
.714 Devan Dubnyk, 2011-12 (5-2)  
.714 Mike Morrison, 2005-06 (5-2)

## MOST SHOOTOUT ATTEMPTS FACED, ONE SEASON

38 Ben Scrivens, 2014-15

## MOST SHOOTOUT SAVES, ONE SEASON

30 Mathieu Garon, 2007-08

## MOST SHOOTOUT GOALS ALLOWED, ONE SEASON

12 Nikolai Khabibulin, 2011-12

## HIGHEST SHOOTOUT SAVE PERCENTAGE, ONE SEASON

1.000 Jeff Deslauriers, 2008-09 (3-3)  
.938 Mathieu Garon, 2007-08 (30-32)

## REAL TIME SCORING STATISTICS

## HIGHEST TIME-ON ICE AVERAGE, ONE SEASON:

27:59 Chris Pronger, 2005-06

## HIGHEST TIME-ON ICE AVERAGE, FORWARD ONE SEASON:

22:08 Doug Weight, 2000-01

## MOST HITS, ONE SEASON:

260 Jason Smith, 1999-00

## MOST BLOCKED SHOTS, ONE SEASON:

228 Jason Smith, 2006-07

## MOST TAKEAWAYS, ONE SEASON:

83 Todd Marchant, 2001-02

## HIGHEST FACEOFF WINNING PERCENTAGE, ONE SEASON:

58.01 Todd Marchant, 2002-03  
(Won 775 of 1336 faceoffs.)

## MOST FACEOFFS, ONE SEASON:

1756 Shawn Horcoff, 2008-09

## MOST FACEOFFS WON, ONE SEASON:

947 Shawn Horcoff, 2008-09

## MOST TIME-ON ICE, ONE GAME:

33:55 Joni Pitkanen, Jan. 24, 2008 at Florida.  
Edmonton won 4-3 (SO)

**MOST TIME-ON ICE, ONE GAME (NO OVERTIME)**

33:47 Janne Niinimaa, Apr. 7, 2001 at Vancouver.  
Edmonton won 4-2

**MOST HITS ONE GAME:**

10 Ethan Moreau, Jan. 24, 2001 at San Jose.  
Edmonton lost 6-1

**MOST BLOCKED SHOTS, ONE GAME:**

11 Jason Smith, Nov. 28, 2006 vs. Anaheim.  
Edmonton lost 3-2 OT.

**MOST TAKEAWAYS, ONE GAME:**

7 Shawn Horcoff, Nov. 7, 2006 at Montreal.  
Edmonton lost 3-2 SO.

**HIGHEST FACEOFF WINNING PERCENTAGE, ONE GAME  
(min. 10 faceoffs taken):**

95.5 Jarret Stoll, Feb. 4, 2006 vs. Vancouver.  
Edmonton won 3-1. (Won 21 of 22  
faceoffs.)

**MOST FACEOFFS, ONE GAME:**

36 Mike Comrie, Nov. 9, 2002 at New Jersey.  
Edmonton won 6-3.

**MOST FACEOFFS WON, ONE GAME:**

24 Doug Weight, Mar. 28, 1999 vs. San Jose.  
Edmonton won 5-2.

**STREAKS****LONGEST UNDEFEATED STREAK BY A GOALTENDER:**

23 games Grant Fuhr, Oct. 21, 1981 through Jan. 13,  
1982, 15 wins, 8 ties

**LONGEST CONSECUTIVE GOAL-SCORING STREAK:**

12 games Dave Lumley, Nov. 21, 1981 through Dec.  
16, 1981, 15 goals

**LONGEST CONSECUTIVE ASSIST-SCORING STREAK:**

17 games — Wayne Gretzky, Nov. 26, 1983 through  
Jan. 4, 1984, 38 assists during streak  
— Paul Coffey, Nov. 27, 1985 through  
Jan. 2, 1986, 27 assists during streak

**LONGEST CONSECUTIVE POINT-SCORING STREAK:**

51 games Wayne Gretzky, Oct. 5, 1983 through Jan.  
27, 1984, 61 goals, 92 assists, 153 points  
during streak (NHL record)

**LONGEST SHUTOUT SEQUENCE BY A GOALTENDER:**

192:53 Tommy Salo shutout Minnesota for final  
29:58 on Mar. 2, 2001, shut out Toronto for  
60:00 on Mar. 7, 2001, Buffalo for 60:00 on  
Mar. 9, 2001 and Carolina for initial 42:55  
on Mar. 11, 2001.

**FASTEST GOALS****FASTEST OPENING GOAL:**

Edmonton: 0:08 Wayne Gretzky, at NY Rangers, Dec. 14,  
1983, Edmonton won 9-4

Opposition: 0:08 Tim Kerr (PHI), at Philadelphia, Mar. 7,  
1989, Edmonton tied Philadelphia 4-4 (OT)

**FASTEST GOAL FROM THE START OF A PERIOD:**

Edmonton: 0:06 Glenn Anderson, vs. Los Angeles, Mar. 17,  
1984, 3rd period, Edmonton won 9-1

Opposition: 0:08 — Butch Goring (NYI), at NY Islanders,  
Nov. 16, 1982, 2nd period, New York  
won 4-2  
— Larry Robinson (MTL), at Montreal,  
Feb. 14, 1982, 2nd period, Montreal  
won 4-2  
— Ron Francis (HFD), at Hartford,  
Feb. 12, 1984, 3rd period,  
Hartford won 11-0  
— Bob Gainey (MTL), at Montreal, Jan. 11,  
1986, 3rd period, Edmonton won 6-3  
— Tim Kerr (PHI), at Philadelphia  
Mar. 7, 1989, 1st period. Edmonton  
tied Philadelphia 4-4 (OT)

**FASTEST TWO GOALS, ONE PLAYER:**

Edmonton: 0:09 Wayne Gretzky, vs. St. Louis, Feb. 18, 1981  
Goals: 3rd period 5:49, 5:58, Edmonton  
won 9-2

Opposition: 0:04 Deron Quint (WPG), at Winnipeg, Dec.  
15, 1995. Goals: 2nd period - 7:51, 7:55.  
Winnipeg won 9-4 (Ties NHL Record)

**FASTEST TWO SHORTHANDED GOALS, ONE PLAYER:**

Edmonton: 0:12 Esa Tikkanen, at Toronto, Nov. 12, 1988.  
Goals: 1st period - 10:44, 10:56. Edmonton  
won 6-2 (NHL record)

Opposition: 0:58 Tobias Rieder (ARI), at Edmonton, Dec.  
1, 2014. Goals: 2nd period - 0:36, 1:34.  
Phoenix/ Arizona won 5-2.

**FASTEST THREE GOALS, ONE PLAYER:**

Edmonton: 2:01 Ryan Smyth vs. San Jose, Oct. 12, 2006.  
Goals: 3rd period, 4:05, 4:19, 6:06.  
Edmonton won 9-2.

Opposition: 5:42 Paul Reinhart (CGY), at Calgary, Nov. 24,  
1986. Goals 1st period, 6:01, 11:02, 11:43,  
Calgary won 6-5

**FASTEST FOUR GOALS, ONE PLAYER:**

Edmonton: 7:58 Wayne Gretzky vs. St. Louis, Feb. 18, 1981.  
Goals: 3rd period - 5:49, 5:58, 8:07, 13:47,  
Edmonton won 9-2

Opposition: 36:08 Mike Bossy (NYI), at Long Island, March 3,  
1981. Goals: 1st period - 12:26, 2nd period  
- 13:35, 15:37, 3rd period - 8:34, Teams  
tied 8-8

**FASTEST FIVE GOALS, ONE PLAYER:**

Edmonton: 29:03 Wayne Gretzky, vs. St. Louis, Feb. 18, 1981.  
Goals: 2nd period 4:44, 3rd period - 5:49,  
5:58, 8:07, 13:47, Edmonton won 9-2

Opposition: Not applicable – Has not occurred in Oilers  
history

**FASTEST ASSISTS****FASTEST THREE ASSISTS:**

Edmonton: 1:48 Wayne Gretzky, vs. Washington, Feb. 15,  
1980. Goals: 3rd period Dave Semenko  
13:14, Bobby Schmautz 14:04, Blair  
MacDonald 15:02. Edmonton won 8-2

Opposition: 4:04 Jeremy Roenick (CHI), at Edmonton, Feb. 1,  
1995. Goals: 1st period - Joe Murphy 4:27,  
Patrick Poulin 5:52 and 8:31. Chicago won  
7-0

**FASTEST FOUR ASSISTS:**

Edmonton: 4:38 Wayne Gretzky, at Winnipeg, Mar. 7, 1988.  
Goals: 2nd period Esa Tikkanen 9:38,  
Craig Simpson 10:38, Mark Messier 13:46,  
Craig Simpson 14:16. Edmonton won 6-0

Opposition: 24:04 Stan Smyl (VAN), at Vancouver, April 1,  
1980. Goals: 2nd period - Dave Williams  
5:26, Ivan Boldirev 18:01, 3rd period -  
Thomas Gradin 6:27, Curt Fraser 9:30,  
Vancouver won 5-0

**FASTEST FIVE ASSISTS:**

Edmonton: 16:38 Wayne Gretzky, vs. Quebec, Feb. 14, 1986.  
Goals: 2nd period Dave Semenko 17:03,  
3rd period Paul Coffey 1:16, Jari Kurri 2:32,  
Craig MacTavish 12:59, Paul Coffey 13:41,  
Oilers won 8-2

Opposition: Not applicable – Has not occurred in Oilers  
history



## EDMONTON OILERS TEAM RECORDS – REGULAR SEASON

**MOST****POINTS, ONE SEASON:**

119 1983-84, 1985-86

**WINS, ONE SEASON:**

57 1983-84

**LOSSES, ONE SEASON:**

50 1992-93

**TIES, ONE SEASON:**

16 1980-81, 1999-00

**OVERTIME LOSSES, ONE SEASON:**

14 2014-15

**HOME WINS, ONE SEASON:**

32 1985-86

**ROAD WINS, ONE SEASON:**

26 1983-84

**HOME LOSSES, ONE SEASON:**

23 2014-15

**ROAD LOSSES, ONE SEASON:**

29 1992-93

**HOME TIES, ONE SEASON:**

10 1980-81

**ROAD TIES, ONE SEASON:**

11 1981-82, 1993-94

**HOME OVERTIME LOSSES, ONE SEASON:**

6

- 2005-06 (2 overtime losses and 4 shootout losses)
- 2008-09 (3 losses and 3 shootout losses)
- 2010-11 (6 shootout losses)
- 2011-12 (3 overtime losses and 3 shootout losses)

**ROAD OVERTIME LOSSES, ONE SEASON:**

11 2014-15 (6 overtime losses and 5 shootout losses)

**SHOOTOUTS:**

19 2007-08 (Won 15, Lost 4)

**SHOOTOUT WINS:**

15 2007-08 (NHL record)

**SHOOTOUT LOSSES:**

9 2005-06, 2010-11

**HOME SHOOTOUTS:**

9 2007-08 (Won 8, Lost 1)

**HOME SHOOTOUT WINS:**

8 2007-08 (NHL record)

**HOME SHOOTOUT LOSSES:**

6 2010-11

**ROAD SHOOTOUTS:**

10 2007-08 (Won 7, Lost 3)

**ROAD SHOOTOUT WINS:**

7 2007-08

**ROAD SHOOTOUT LOSSES:**

5 2005-06

**OVERTIME GAMES, ONE SEASON:**

28 1999-00 (4 wins, 8 losses, 16 ties)

**OVERTIME WINS, ONE SEASON:**

19 2007-08

**HOME OVERTIME GAMES, ONE SEASON:**

15 2002-03 (6 wins, 4 losses, 5 ties)

**HOME OVERTIME WINS, ONE SEASON:**

9 2007-08

**ROAD OVERTIME GAMES, ONE SEASON:**

15

- 1999-00 (3 Wins, 5 Losses, 7 Ties)
- 2007-08 (10 Wins, 5 Losses)

**ROAD OVERTIME WINS, ONE SEASON:**

10 2007-08

**FEWEST****POINTS, ONE SEASON:**

38 1994-95 (48 games)  
 69 1979-80 (80 games)  
 62 2009-10, 2010-11, 2014-15 (82 games)

**WINS, ONE SEASON:**

17 1994-95 (48 games)  
 25 2010-11 (82 games), 1993-94  
 (84 games)  
 28 1979-80 (80 games)

**LOSSES, ONE SEASON:**

17 1981-82, 1985-86

**TIES, ONE SEASON:**

4 1994-95 (48 games)  
 5 1983-84 (80 games)  
 8 1995-96 (82 games), 1992-93  
 (84 games)

**OVERTIME LOSSES, ONE SEASON:**

3 2000-01

**HOME WINS, ONE SEASON:**

11 1994-95, 2012-13 (24 games)  
 13 2010-11 (41 games)  
 15 1995-96 (41 games)  
 17 1979-80, 1980-81 (40 games)

**ROAD WINS, ONE SEASON:**

6	1994-95 (24 games)
9	2014-15 (41 games)
10	1992-93 (42 games)
11	1979-80 (40 games)

**HOME LOSSES, ONE SEASON:**

5	1981-82, 1983-84
---	------------------

**ROAD LOSSES, ONE SEASON:**

11	— 1985-86 (40 games)
	— 2012-13 (24 games)

**HOME TIES, ONE SEASON:**

1	1994-95 (24 games)
2	1985-86 (40 games)
3	1992-93 (42 games)
4	1996-97, 2001-02, 2003-04 (41 games)

**ROAD TIES, ONE SEASON:**

1	1983-84, 1986-87
---	------------------

**HOME OVERTIME LOSSES, ONE SEASON**

0	2001-02
---	---------

**ROAD OVERTIME LOSSES, ONE SEASON:**

1	2000-01
---	---------

**OVERTIME GAMES, ONE SEASON:**

9	1983-94 (4 wins, 0 losses, 5 ties) - 80 games
7	1994-95 (1 win, 2 losses, 4 ties) - 48 games
11	2006-07 (4 wins, 4 losses, 3 shootout losses)
	2012-13 (4 wins, 4 losses, 3 shootout losses) in 48 games

**OVERTIME WINS, ONE SEASON:**

0	1984-85 (0-1-11)
	1991-92 (0-2-10)

**HOME OVERTIME GAMES, ONE SEASON:**

5	1983-84 (1-0-4), 1987-88 (0-1-4), 89- 1983-84 (1-0-4), 1987-88 (0-1-4), 1988-89 89 (1-1-3), 1991-92 (0-0-5) - 80 games
5	2006-07 (2-3-0) - 82 games
2	1994-95 (1-0-1) - 48 games

**HOME OVERTIME WINS, ONE SEASON:**

0	1984-85, 1987-88, 1991-92, 1993-94, 1997-98, 1998-99
---	--

**ROAD OVERTIME GAMES, ONE SEASON:**

4	1983-84 (3 wins, 0 losses, 1 tie)
---	-----------------------------------

**ROAD OVERTIME WINS, ONE SEASON:**

0	1984-85, 1991-92, 1994-95, 1996-97, 2010-11
---	---

**STREAKS****LONGEST WINNING RECORD:**

9 games	Feb. 20, 2001 through Mar. 13, 2001
---------	-------------------------------------

**LONGEST WINNING RECORD, INCLUDING PLAYOFFS:**

9 games	Apr. 10, 1985 through May 7, 1985
---------	-----------------------------------

**LONGEST HOME WINNING RECORD, ONE SEASON:**

8 games	Jan. 19, 1985 through Feb. 22, 1985
	Feb. 24, 1986 through Apr. 2, 1986

**LONGEST ROAD WINNING RECORD, ONE SEASON:**

8 games	Dec. 9, 1986 through Jan. 17, 1987
---------	------------------------------------

**LONGEST UNDEFEATED STREAK:**

15 games	Oct. 11, 1984 through Nov. 9, 1984, 12 wins, 3 ties
----------	---

**LONGEST UNDEFEATED STREAK FROM START OF SEASON:**

15 games	Oct. 11, 1984 through Nov. 9, 1984, 12 wins, 3 ties (NHL record)
----------	--

**LONGEST HOME UNDEFEATED RECORD, ONE SEASON:**

14 games	Nov. 15, 1989 through Jan. 6, 1990, 11 wins, 3 ties
----------	---

**LONGEST ROAD UNDEFEATED RECORD, ONE SEASON:**

9 games	Jan. 17, 1982 through Mar. 2, 1982, 6 wins, 3 ties
	Nov. 23, 1982 through Jan. 18, 1983, 7 wins, 2 ties

**LONGEST LOSING RECORD, ONE SEASON:**

11 games	Oct. 16, 1993 through Nov. 7, 1993
----------	------------------------------------

**LONGEST HOME LOSING RECORD, ONE SEASON:**

9 games -	Oct. 16, 1993 through Nov. 24, 1993
-----------	-------------------------------------

**LONGEST ROAD LOSING RECORD, ONE SEASON:**

9 games	— Nov. 25, 1980 through Dec. 30, 1980
	— Feb. 25, 2006 through Mar. 15, 2006

**LONGEST WINLESS RECORD, ONE SEASON:**

14 games	Oct. 11, 1993 through Nov. 7, 1993, 13 losses, 1 tie
----------	--

**LONGEST HOME WINLESS RECORD, ONE SEASON:**

9 games	Oct. 16, 1993 through Nov. 24, 1993, 9 losses, 0 ties
---------	---

**LONGEST ROAD WINLESS RECORD, ONE SEASON:**

11 games	Dec. 18, 2001 through Feb. 8, 2002, 7 losses, 4 ties
----------	--

**MOST CONSECUTIVE OVERTIME GAMES:**

7 games	Feb. 29, 2004 through Mar. 12, 2004. 2 Wins, 2 Losses, 3 Ties (NHL Record)
---------	--

**LONGEST NON-SHUTOUT RECORD:**

229 games	Mar. 15, 1981 through Feb. 11, 1984
-----------	-------------------------------------

**LONGEST NON-SHUTOUT RECORD, INCLUDING PLAYOFFS:**

198 games	Mar. 15, 1981 through May 3, 1983
-----------	-----------------------------------

**MOST CONSECUTIVE GAMES SHUT OUT:**

- 2
- Oct. 28, 1990 through Oct. 31, 1990
  - Nov. 18, 1991 through Nov. 23, 1991
  - Oct. 11, 2003 through Oct. 14, 2003
  - April 3, 2007 through April 5, 2007
  - Oct. 25, 2009 through Oct. 27, 2009

**LONGEST SHUTOUT SEQUENCE AGAINST:**

207:43 The Oilers were shutout for the final 52:48 of a 2-1 loss at Chicago (Apr. 1, 2007), through back-to-back 3-0 shutouts (12:00) at at Minnesota ) April 3 & 5, 2007) and the initial 34:55 of a 3-2 win at Calgary (Apr. 7, 2007)

**MOST CONSECUTIVE PERIODS SCORING A GOAL:**

24 periods From the 1st period vs. Vancouver on Nov. 21, 1981 through the 3rd period vs. Vancouver on Dec. 4, 1981; 63 goals during streak

**MOST CONSECUTIVE GAMES WITH A POWERPLAY GOAL:**

Edmonton: 20 games  
 – Nov. 24, 1982 through Jan. 7, 1983, 31 powerplay goals

Opposition: 12 games  
 – Oct. 7, 1981 through Oct. 28, 1981; 15 powerplay goals  
 – Feb. 20, 1990 through Mar. 14, 1990; 19 powerplay goals  
 – Oct. 6, 1993 through Oct. 29, 1993; 17 powerplay goals

**GOALS****MOST GOALS, ONE SEASON:**

446 1983-84 (NHL record)

**HIGHEST GOALS PER GAME AVERAGE, ONE SEASON:**

5.58 1983-84, 446 goals in 80 games (NHL record)

**FEWEST GOALS, ONE SEASON:**

123 2012-13 (48 games)  
 191 2010-11 (82 games)

**LOWEST GOALS-PER GAME AVERAGE, ONE SEASON:**

2.33 2010-11, 191 goals in 82 games

**MOST GOALS AGAINST, ONE SEASON:**

337 1992-93

**HIGHEST GOALS AGAINST PER-GAME AVERAGE, ONE SEASON:**

4.09 1980-81, 327 goals in 80 games

**FEWEST GOALS AGAINST, ONE SEASON:**

131 2012-13 (48 games)  
 182 2001-02 (82 games)

**LOWEST GOALS AGAINST-PER-GAME AVERAGE, ONE SEASON:**

2.22 2001-02, 182 goals in 82 games

**MOST SHORTHANDED GOALS, ONE SEASON:**

36 1983-84 (NHL record)

**FEWEST SHORTHANDED GOALS, ONE SEASON:**

2 1993-94

**MOST SHORTHANDED GOALS AGAINST, ONE SEASON:**

17 1988-89

**MOST SHORTHANDED GOALS, ONE TEAM, ONE GAME:**

Edmonton: 3

- Oilers vs. Winnipeg, Dec. 21, 1983. Edmonton won 7-4
- Oilers vs. Los Angeles, Dec. 20, 1985. Edmonton won 9-4
- Oilers vs. Quebec, Feb. 14, 1986. Edmonton won 8-2
- Oilers vs. Vancouver, Dec. 12, 1987. Edmonton won 6-3
- Oilers at Vancouver, Dec. 12, 2012. Edmonton won 6-3

Opposition: 3

- Oilers at Washington, Nov. 12, 1985. Washington won 5-2
- Oilers vs. Chicago, Jan. 25, 1989. Chicago won 6-3

**MOST SHORTHANDED GOALS FOR, ONE TEAM, ONE PERIOD:**

Edmonton: 2 Accomplished 17 times in Oilers history. Most recent: Oilers vs. Chicago, Nov. 19, 2002, 1st period. Edmonton won 3-1

Opposition: 2 Accomplished 6 times in Oilers history. Most recent: Oilers vs. Toronto, Oct. 16, 2001, 2nd period. Toronto won 4-1

**MOST GOALS, BOTH TEAMS, ONE GAME:**

21 Oilers vs. Chicago, Dec. 11, 1985. Edmonton won 12-9 (Ties NHL record)

**MOST GOALS, ONE TEAM, ONE GAME:**

Edmonton: 13

- Oilers vs. New Jersey, Nov. 19, 1983. Edmonton won 13-4
- Oilers vs. Vancouver, Nov. 8, 1985. Edmonton won 13-0

Opposition: 11

- Oilers at Hartford, Feb. 12, 1984. Hartford won 11-0
- Oilers at Toronto, Jan. 8, 1986. Toronto won 11-9

**MOST CONSECUTIVE GOALS, ONE TEAM, ONE GAME:**

Edmonton: 13 Oilers vs. Vancouver, Nov. 8, 1985. Edmonton won 13-0

Opposition: 11 Oilers at Hartford, Feb. 12, 1984. Hartford won 11-0

**MOST GOALS, BOTH TEAMS, ONE PERIOD:**

12 Oilers at Chicago, Dec. 11, 1985, 2nd period, Edmonton won 12-9 (Ties NHL record)



**MOST GOALS, ONE TEAM, ONE PERIOD:**

Edmonton: 7 — Oilers at Vancouver, Oct. 19, 1983,  
3rd period. Edmonton won 10-7  
— Oilers at Toronto, Feb. 19, 1985,  
2nd period. Edmonton won 9-4  
— Oilers vs. Vancouver, Nov. 8, 1985,  
3rd period. Edmonton won 13-0

Opposition: 7 Oilers at Boston, Jan. 17, 1980,  
2nd period. Boston won 7-1

**POINTS****MOST SCORING POINTS, ONE SEASON:**

1,182 1983-84 (NHL record)

**FEWEST SCORING POINTS, ONE SEASON:**

368 1994-95 (48 games)  
638 1992-93 (84 games)

**MOST POINTS, BOTH TEAMS, ONE GAME:**

62 Oilers at Chicago, December 11, 1985,  
Edmonton won 12-9 and received 24  
assists, Chicago received 17 assists  
(NHL record)

**MOST POINTS, ONE TEAM, ONE GAME:**

Edmonton: 36 Oilers at Chicago, Dec. 11, 1985,  
Edmonton won 12-9 and received  
24 assists

Opposition: 31 Oilers at Hartford, Feb. 12, 1984, Hartford  
won 11-0 and received 20 assists

**MOST POINTS, BOTH TEAMS, ONE PERIOD:**

35 Oilers at Chicago, December 11/85, 2nd  
period, Oilers won 12-9 and had 6 goals,  
12 assists, Chicago had 6 goals, 11  
assists (NHL record)

**MOST POINTS, ONE TEAM, ONE PERIOD:**

Edmonton: 18 — Oilers at Vancouver, Oct. 19, 1983,  
3rd period, Edmonton won 10-7 and  
had 7 goals, 11 assists  
— Oilers at Toronto, Feb. 19, 1985,  
2nd period, Edmonton won 9-4 and  
had 7 goals, 11 assists  
— Oilers at Chicago, Dec. 11, 1985,  
2nd period, Edmonton won 12-9 and  
had 6 goals, 12 assists

Opposition: 19 Oilers at Boston, Jan. 17, 1980,  
2nd period, Boston won 7-1 and had  
7 goals, 12 assists

**SHOOTOUTS****MOST SHOOTOUTS, ONE SEASON:**

19 2007-08

**FEWEST SHOOTOUTS, ONE SEASON:**

6 2006-07

**MOST WINS, ONE SEASON:**

15 2007-08 (NHL record)

**FEWEST WINS, ONE SEASON:**

2 2010-11

**MOST LOSSES, ONE SEASON:**

9 — 2005-06  
— 2010-11

**FEWEST LOSSES, ONE SEASON:**

3 2006-07

**HIGHEST WINNING PERCENTAGE, ONE SEASON:**

.789 (15-4) 2007-08

**LOWEST WINNING PERCENTAGE, ONE SEASON:**

.222 (2-9) 2010-11

**MOST HOME SHOOTOUTS, ONE SEASON:**

9 2007-08

**FEWEST HOME SHOOTOUTS, ONE SEASON:**

3 2006-07

**MOST HOME WINS, ONE SEASON:**

8 2007-08 (NHL record)

**FEWEST HOME WINS, ONE SEASON:**

2 2006-07

**MOST HOME LOSSES, ONE SEASON:**

6 2010-11

**FEWEST HOME LOSSES, ONE SEASON:**

1 2006-07, 2007-08

**HIGHEST HOME WINNING PERCENTAGE, ONE SEASON:**

.889 (8-1) 2007-08

**LOWEST HOME WINNING PERCENTAGE, ONE SEASON:**

.333 (2-6) 2010-11

**MOST ROAD SHOOTOUTS, ONE SEASON:**

10 2007-08

**FEWEST ROAD SHOOTOUTS, ONE SEASON:**

3 2006-07, 2010-11

**MOST ROAD WINS, ONE SEASON:**

7 2007-08

**FEWEST ROAD WINS, ONE SEASON:**

0 2010-11

**MOST ROAD LOSSES, ONE SEASON:**

6 2005-06

**FEWEST ROAD LOSSES, ONE SEASON:**

1 2008-09

**HIGHEST ROAD WINNING PERCENTAGE, ONE SEASON:**

.833 (5-1) 2008-09

**LOWEST ROAD WINNING PERCENTAGE, ONE SEASON:**

.000 (0-3) 2010-11

**MOST SHOOTOUT GOALS SCORED, ONE SEASON:**

24 2007-08

**MOST SHOOTOUT SHOTS TAKEN, ONE SEASON:**

65 2007-08

**BEST SHOOTOUT SCORING PERCENTAGE, ONE SEASON:**

47.6% 2013-14

**BEST SHOOTOUT SAVE PERCENTAGE, ONE SEASON:**

.826 2007-08

**FEWEST SHOOTOUT GOALS SCORED, ONE SEASON:**

5 2012-13 (48 games)

6 2006-07

**FEWEST SHOOTOUT SHOTS TAKEN, ONE SEASON:**

11 2012-13 (48 games)

21 2013-14

**LOWEST SHOOTOUT SCORING PERCENTAGE, ONE SEASON:**

15.9% 2014-15

**LOWEST SHOOTOUT SAVE PERCENTAGE, ONE SEASON:**

.538 2012-13 (48 games)

.574 2005-06

**SHOTS****MOST SHOTS, BOTH TEAMS, ONE GAME:**100 Oilers at Minnesota, Dec. 11, 1982,  
Minnesota won 5-4 and had 52 shots,  
Edmonton had 48 shots**MOST SHOTS, ONE TEAM, ONE GAME:**Edmonton: 55 Oilers vs. Minnesota, Mar. 21, 1986.  
Edmonton won 5-4

Opposition: 59 Oilers at NY Rangers, Mar. 17, 1993.

Edmonton won 4-3 (OT)

**MOST SHOTS, BOTH TEAMS, ONE PERIOD:**38 Oilers at Colorado, Dec. 16, 1981, 1st  
period, Edmonton won 7-4 with 20 shots;  
Colorado had 18 shots**MOST SHOTS, ONE TEAM, ONE PERIOD:**Edmonton: 24 — Oilers vs. Minnesota, Mar. 21, 1986,  
2nd period. Edmonton won 5-4  
— Oilers vs. Colorado, Oct. 15, 1997,  
3rd period. Colorado won 6-2

Opposition: 29 Oilers at Detroit, Nov. 7, 1979, 2nd period.

Detroit won 5-3

**FEWEST SHOTS, BOTH TEAMS, ONE GAME:**32 Oilers vs. Boston, Oct. 20, 1989,  
Edmonton lost 3-0 with 11 shots; Boston  
had 21 shots**FEWEST SHOTS, ONE TEAM, ONE GAME:**Edmonton: 11 — Oilers vs. Boston, Oct. 20, 1989.  
Boston won 3-0  
— Oilers vs. St. Louis, Nov. 5, 1999.  
St. Louis won 2-1

Opposition: 11 Oilers vs. Chicago, Oct. 9, 2001.

Edmonton won 2-0

**FEWEST SHOTS, BOTH TEAMS, ONE PERIOD:**5 Oilers vs. Dallas, Jan. 12, 1999, 2nd  
period. Dallas won 2-1 with 3 shots;  
Edmonton had 2 shots**FEWEST SHOTS, ONE TEAM, ONE PERIOD:**Edmonton: 0 — Oilers at Minnesota, Feb. 20, 1991,  
2nd period. Minnesota won 5-1  
— Oilers vs. Florida, Oct. 2, 1987,  
2nd period. Edmonton won 6-2  
— Oilers at Detroit, Feb. 16, 2004,  
2nd period. Detroit won 2-1  
— Oilers at Detroit, Nov. 8, 2006,  
1st period. Edmonton lost 3-0

Opposition: 1 — Oilers vs. Buffalo, Mar. 13, 1983,

- 1st period. Edmonton won 6-2
- Oilers vs. Calgary, Apr. 2, 1987,  
1st period. 4-4 Tie
- Oilers vs. Buffalo, Oct. 4, 1996,  
1st period. Edmonton won 4-3
- Oilers at Anaheim, Nov. 7, 1999,  
3rd period. Anaheim won 3-1
- Oilers vs. Chicago, Oct. 9, 2001,  
1st period. Edmonton won 1-0
- Oilers vs. Chicago, Oct. 9, 2001,  
3rd period. Edmonton won 1-0
- Oilers vs. San Jose, Nov. 30, 2003,  
1st period. San Jose won 2-1
- Oilers vs. Vancouver, Feb. 4, 2006,  
3rd period. Edmonton won 3-1
- Oilers vs. Anaheim, Nov. 30, 2007,  
3rd period. Edmonton won 5-1

**PENALTIES****MOST PENALTIES, BOTH TEAMS, ONE GAME:**85 Oilers at Los Angeles, Feb. 28, 1990,  
Edmonton received 26 minors, 7 majors,  
6 misconducts, 4 game misconducts, and  
1 match penalty. Los Angeles received 26  
minors, 9 majors, 3 misconducts, and 3  
game misconducts, Los Angeles won 4-2  
(NHL Record)**MOST PENALTIES, ONE TEAM, ONE GAME:**Edmonton: 44 Oilers at Los Angeles, Feb. 28, 1990,  
Edmonton received 26 minors, 7 majors,  
6 misconducts, 4 game misconducts, and  
1 match penalty. Los Angeles won 4-2Opposition: 41 Oilers at Los Angeles, Feb. 28, 1990, Los  
Angeles received 26 minors, 9 majors,  
3 misconducts, and 3 game misconducts,  
Los Angeles won 4-2**MOST PENALTIES, BOTH TEAMS, ONE PERIOD:**42 Oilers at Pittsburgh, Jan. 19, 1980, 2nd  
period, Edmonton received 5 minors,  
8 majors, and 6 game misconducts,  
Pittsburgh received 9 minors, 7 majors,  
and 7 game misconducts

**MOST PENALTIES, ONE TEAM, ONE PERIOD:**

Edmonton: 21 Oilers at Los Angeles, Feb. 28, 1990, 3rd period. Edmonton received 9 minors, 3 majors, 5 misconducts and 4 game misconducts. Los Angeles won 4-2

Opposition: 23 Oilers at Pittsburgh, Jan. 19, 1980, 2nd period, Pittsburgh received 9 minors, 7 majors, and 7 game misconducts

**PENALTY MINUTES****MOST PENALTY MINUTES, ONE SEASON:**

2,173 1987-88

**FEWEST PENALTY MINUTES, ONE SEASON:**

1,183 1994-95 (48 games)  
1,267 2001-02 (82 games)

**MOST PENALTY MINUTES, BOTH TEAMS, ONE GAME:**

356 Oilers at Los Angeles, Feb. 28, 1990. Edmonton received 27 minors, 7 majors, 6 misconducts, 4 game misconducts and 1 match penalty for 199 minutes. Los Angeles received 26 minors, 9 majors, 3 misconducts and 3 game misconducts for 157 minutes. Los Angeles won 4-2

**MOST PENALTY MINUTES, ONE TEAM, ONE GAME:**

Edmonton: 199 Oilers at Los Angeles, Feb. 28, 1990. Edmonton received 27 minors, 7 majors, 6 misconducts, 4 game misconducts and 1 match penalty. Los Angeles won 4-2

Opposition: 157 Oilers at Los Angeles, Feb. 28, 1990, Los Angeles received 26 minors, 9 majors, 3 misconducts and 3 game misconducts. Los Angeles won 4-2

**MOST PENALTY MINUTES, BOTH TEAMS, ONE PERIOD:**

233 Oilers at Pittsburgh, Jan. 19, 1980, 2nd period. Edmonton received 5 minors, 8 majors, and 6 game misconducts for 110 minutes, Pittsburgh received 9 minors, 7 majors, and 7 game misconducts for 123 minutes

**MOST PENALTY MINUTES, ONE TEAM, ONE PERIOD:**

Edmonton: 123 Oilers at Los Angeles, Feb. 28, 1990, 3rd period. Edmonton received 9 minors, 3 majors, 5 misconducts and 4 game misconducts. Los Angeles won 4-2

Opposition: 123 Oilers at Pittsburgh, Jan. 19, 1980, 2nd period. Pittsburgh received 9 minors, 7 majors, and 7 game misconducts

**POWERPLAY GOALS****MOST POWERPLAY GOALS, ONE SEASON:**

88 1987-88

**MOST POWERPLAY GOALS, AGAINST, ONE SEASON:**

106 1992-93

**MOST POWERPLAY GOALS, BOTH TEAMS, ONE GAME:**

8 — Oilers at Calgary, Apr. 4, 1986, Calgary won 9-3, with 5 powerplay goals; Edmonton had 3  
— Oilers vs. Philadelphia, Mar. 4, 1988. Edmonton won 7-4, with 5 powerplay goals; Philadelphia scored 3

**MOST POWERPLAY GOALS, ONE TEAM, ONE GAME:**

Edmonton: 5 — Oilers vs. Chicago, Nov. 26, 1980, Edmonton won 10-3. Jari Kurri had 2 powerplay goals, Kevin Lowe, Blair MacDonald, and Dave Semenko each had 1 powerplay goal  
— Oilers at Los Angeles, Oct. 11, 1987, Edmonton won 9-2, Mark Messier scored 2 powerplay goals, Glenn Anderson, Jim Ennis and Normand Lacombe each scored 1 powerplay goal  
— Oilers vs. Philadelphia, Mar. 4, 1988, Edmonton won 7-4. Glenn Anderson and Craig Simpson scored 2 powerplay goals and Mark Messier scored 1 powerplay goal.  
— Oilers vs. Buffalo, Nov. 4, 1988, Edmonton won 7-3. Jimmy Carson, Jari Kurri, Mark Messier, Craig Simpson and Esa Tikkanen each scored 1 powerplay goal.  
— Oilers vs. Toronto, Nov. 19, 1988, Edmonton won 9-1. Glenn Anderson had 3 powerplay goals, Kelly Buchberger and Craig Simpson each had 1 powerplay goal.

Opposition: 6 Oilers at Hartford, Feb. 12, 1984, Hartford won 11-0. Ron Francis and Greg Malone each had 2 powerplay goals, Chris Kotsopoulos and Ray Neufeld each had 1 powerplay goal

**MULTIPLE GOAL AND POINT SEASONS****MOST 50-OR MORE GOAL SCORERS, ONE SEASON:**

3 — 1983-84, Wayne Gretzky 87; Glenn Anderson 54; Jari Kurri 52 (NHL record)  
— 1985-86, Jari Kurri 68; Glenn Anderson 54; Wayne Gretzky 52 (Ties NHL record)

**MOST 40-OR-MORE GOAL SCORERS, ONE SEASON:**

4 — 1982-83, Wayne Gretzky 71; Glenn Anderson, Mark Messier 48; Jari Kurri 45 (Ties NHL record)  
— 1983-84, Wayne Gretzky 87; Glenn Anderson 54; Jari Kurri 52; Paul Coffey 40 (Ties NHL record)  
— 1984-85, Wayne Gretzky 73; Jari Kurri 71; Mike Krushelnyski 43; Glenn Anderson 42 (Ties NHL record)  
— 1985-86, Jari Kurri 68; Glenn Anderson 54; Wayne Gretzky 52; Paul Coffey 48 (Ties NHL record)

**MOST 30-OR-MORE GOAL SCORERS, ONE SEASON:**

- 5
- 1981-82, Wayne Gretzky 92; Mark Messier 50; Glenn Anderson 38; Jari Kurri, Dave Lumley 32
  - 1982-83, Wayne Gretzky 71; Glenn Anderson, Mark Messier 48; Jari Kurri 45; Ken Linseman 33
  - 1983-84, Wayne Gretzky 87; Glenn Anderson 54; Jari Kurri 52; Paul Coffey 40; Mark Messier 37
  - 1984-85, Wayne Gretzky 73; Jari Kurri 71; Mike Krushelnyski 43; Glenn Anderson 42; Paul Coffey 37
  - 1985-86, Jari Kurri 68; Glenn Anderson 54; Wayne Gretzky 52; Paul Coffey 48; Mark Messier 35
  - 1986-87, Wayne Gretzky 62; Jari Kurri 54; Mark Messier 37; Glenn Anderson 35; Esa Tikkanen 34
  - 1987-88, Jari Kurri 43; Craig Simpson 43; Wayne Gretzky 40; Glenn Anderson 38; Mark Messier 37
  - 1988-89, Jimmy Carson 49; Jari Kurri 44; Craig Simpson 35; Mark Messier 33; Esa Tikkanen 31

**MOST 20-OR-MORE GOAL SCORERS, ONE SEASON:**

- 8
- 1981-82, Wayne Gretzky 92; Mark Messier 50; Glenn Anderson 38; Jari Kurri, Dave Lumley 32; Paul Coffey 29; Pat Hughes 24; Matti Hagman 21
  - 1982-83, Wayne Gretzky 71; Glenn Anderson 48; Mark Messier 48; Jari Kurri 45; Ken Linseman 33; Paul Coffey 29; Pat Hughes 25; Charlie Huddy 20
  - 1983-84, Wayne Gretzky 87; Glenn Anderson 54; Jari Kurri 52; Paul Coffey 40; Mark Messier 37; Pat Hughes 27; Dave Hunter, Willy Lindstrom 22
  - 1991-92, Vincent Damphousse 38; Joe Murphy 35; Craig Simpson 24; Scott Mellanby 23; Petr Klima 21; Kelly Buchberger 20; Bernie Nicholls 20; Anatoli Semenov 20

**MOST 100-OR-MORE POINT SCORERS, ONE SEASON:**

- 4
- 1982-83, Wayne Gretzky 196; Mark Messier 106; Glenn Anderson, Jari Kurri 104 (Ties NHL record)
  - 1983-84, Wayne Gretzky 205; Paul Coffey 126; Jari Kurri 113; Mark Messier 101 (Ties NHL record)
  - 1985-86, Wayne Gretzky 215; Paul Coffey 138; Jari Kurri 131; Glenn Anderson 102 (Ties NHL record)

**ASSISTS****MOST ASSISTS, ONE SEASON:**

- 736 1983-84 (NHL record)

**FEWEST ASSISTS, ONE SEASON:**

- 232 1994-95 (48 games)  
343 2001-02 (82 games)

**SHUTOUTS****MOST SHUTOUTS, ONE SEASON:**

- 8
- 1997-98 (8 by Curtis Joseph)
  - 2000-01 (8 by Tommy Salo)
  - 2001-02 (6 by Tommy Salo, 2 by Jussi Markkanen)

**FEWEST SHUTOUTS, ONE SEASON:**

- 0
- 1980-81 (Ties NHL record)
  - 1981-82 (Ties NHL record)
  - 1986-87 (Ties NHL record)

**FASTEST GOALS****FASTEST FIVE GOALS, BOTH TEAMS:**

- 3:34 Oilers vs. St. Louis, Jan. 20, 1982, 3rd period. Scorers: Tom Roulston, Oilers, 13:57; Dave Lumley, Oilers, 14:17; Wayne Gretzky, Oilers, 15:30; Glenn Anderson, Oilers, 15:38; Tony Currie, Blues, 17:31. Edmonton won 8-6

**FASTEST FIVE GOALS, ONE TEAM:**

- Edmonton: 5:38 Oilers at Phoenix, Feb. 27, 2004, 2nd period. Scorers: Fernando Pisani, 9:50; Adam Oates, 10:42; Shawn Horcoff, 13:39; Ethan Moreau, 13:59 and 15:28. Edmonton won 7-2

- Opposition: 7:49 Oilers at NY Rangers, Oct. 24, 1979, 1st period. Scorers: Ron Greschner 3:41; Walt Tkaczuk 4:31; Don Murdoch 5:18; Ulf Nilsson 11:13; Ron Duguay 11:30. New York won 10-2

**FASTEST FOUR GOALS, BOTH TEAMS:**

- 1:49 Oilers vs. Anaheim, Feb. 17, 1999, 3rd period. Scorers: Alexander Selivanov, Oilers, 6:28; Rem Murray, Oilers, 6:41; Selivanov, Oilers, 7:49 and Steve Rucchin, Mighty Ducks, 8:17. Edmonton won 6-2 at Anaheim.

**FASTEST FOUR GOALS, ONE TEAM:**

- Edmonton: 1:41 Oilers vs. St. Louis, Jan. 20, 1982, 3rd period. Scorers: Tom Roulston 13:57; Dave Lumley 14:17; Wayne Gretzky 15:30; Glenn Anderson 15:38. Edmonton won 8-6

- Opposition: 3:19 Oilers vs. Los Angeles, Jan. 25, 1990, 2nd period. Scorers: John Tonelli, 0:32; Barry Beck, 3:06; Dave Taylor, 3:21; Tony Granato, 3:51. Edmonton won 7-6

**FASTEST THREE GOALS, BOTH TEAMS:**

- 0:27
- Oilers vs. Washington, Nov. 2, 1983, 1st period. Scorers: Don Jackson, Oilers, 17:24; Chris Valentine, Capitals, 17:44; Glenn Anderson, Oilers, 17:51. Edmonton won 11-3
  - Oilers at Quebec, Nov. 8, 1983, 3rd period. Scorers: Bo Berglund, Nordiques, 16:31; Mark Messier, Oilers, 16:46; Dave Lumley, Oilers, 16:58. Edmonton won 7-4

**FASTEST THREE GOALS, ONE TEAM:**

Edmonton: 0:45 Oilers at Hartford, Mar. 25, 1981, 3rd period. Scorers: Wayne Gretzky 19:04; Mark Messier 19:18; Glenn Anderson 19:49. Edmonton won 7-2

Opposition: 0:38 Oilers at St. Louis, Jan. 26, 1982, 3rd period. Scorers: Joe Mullen 0:44; Perry Turnbull 1:09; Mike Crombeen 1:22. Edmonton won 6-4

**FASTEST TWO GOALS, BOTH TEAMS:**

0:05 Oilers vs. Chicago, Nov. 27, 1987, 2nd period. Scorers: Wayne Gretzky, Edmonton, 18:37; Steve Larmer, Chicago, 18:42. Edmonton won 4-3

**FASTEST TWO GOALS, ONE TEAM:**

Edmonton: 0:07 Oilers vs. Phoenix, Nov. 23, 2009, 1st Period, Scorers: Sheldon Souray, Edmonton, 11:07; Ales Hemsky, Edmonton, 11:14. Edmonton won 4-0

Opposition: 0:04 Oilers at Winnipeg, Dec. 15, 1995, 2nd (Ties NHL Record) period. Scorers: Deron Quint at 7:51 and 7:55. Winnipeg won 9-4

**FASTEST THREE GOALS FROM THE START OF A GAME, BOTH TEAMS:**

2:40 Oilers vs. NY Islanders, Nov. 2, 1979. Scorers: Stefan Persson, Islanders, 1:57; Wayne Gretzky, Oilers, 2:18; Dan Newman, Oilers, 2:40. Edmonton won 7-5

**FASTEST THREE GOALS FROM THE START OF A GAME, ONE TEAM:**

Edmonton: 2:43 Oilers vs. Vancouver, Mar. 30, 2013. Scorers: Taylor Hall 0:16, Ladislav Smid 2:05, Taylor Hall 2:43. Edmonton won 4-0

Opposition: 3:09 Oilers at Detroit, Dec. 2, 1987. Scorers: Brent Ashton 0:47; Gerard Gallant 1:02; Shawn Burr 3:09. Detroit won 7-4

**FASTEST THREE GOALS FROM THE START OF A PERIOD, BOTH TEAMS:**

2:04 Oilers at Calgary, Jan. 3, 1984, 2nd period. Scorers: Jim Peplinski, Flames, 0:48; Mark Messier, Oilers, 1:32; Pat Hughes, Oilers, 2:04. Edmonton won 9-6

**FASTEST THREE GOALS FROM THE START OF A PERIOD, ONE TEAM:**

Edmonton: 2:27 Oilers vs. Calgary, Dec. 4, 1982, 3rd period. Scorers: Wayne Gretzky 0:33; Jari Kurri 1:31; Ken Linseman 2:27, Edmonton won 7-5

Opposition: 1:22 Oilers at St. Louis, Jan. 26, 1982, 3rd period. Scorers: Joe Mullen 0:44; Perry Turnbull 1:09; Mike Crombeen 1:22. Edmonton won 6-4

**FASTEST TWO GOALS FROM THE START OF A GAME, BOTH TEAMS:**

2:06 Oilers vs. Toronto, Oct. 29, 1980. Scorers: Dave Semenko, Oilers, 1:18; Dan Maloney, Maple Leafs, 2:06. Teams tied 4-4

**FASTEST TWO GOALS FROM THE START OF A GAME, ONE TEAM:**

Edmonton: 0:24 Oilers at Los Angeles, Mar. 28, 1982. (NHL record) Scorers: Mark Messier 0:14; Dave Lumley 0:24. Edmonton won 6-2

Opposition: 0:41 Oilers vs. NY Islanders, Dec. 5, 1984. Scorers: John Tonelli 0:25, 0:41. Edmonton won 6-4

**FASTEST TWO GOALS FROM THE START OF A PERIOD, BOTH TEAMS:**

0:43 Oilers at St. Louis, Feb. 23, 1988, 2nd period. Scorers: Steve Smith, Edmonton, 0:23; Tony McKegney, St. Louis 10:43. Edmonton won 6-4

**FASTEST TWO GOALS FROM THE START OF A PERIOD, ONE TEAM:**

Edmonton: 0:24 Oilers at Los Angeles, Mar. 28, 1982, 1st period. Scorers: Mark Messier 0:14; Dave Lumley 0:24. Edmonton won 6-2

Opposition: 0:41 Oilers vs. NY Islanders, Dec. 5, 84. Scorers: John Tonelli 0:25, 0:41. Edmonton won 6-4



## OILER SEASON OPENERS - 1979-80 TO 2016-17

Overall: 20-13-4 Home: 16-8-3 Away: 4-5-1

SEASON	DATE	VENUE	RESULT				
1979-80	10/10/79	AWAY	Edmonton 2	Chicago	4	L	
1980-81	10/10/80	HOME	Edmonton 4	Quebec	7	L	
1981-82	10/7/81	HOME	Edmonton 7	Colorado (New Jersey)	4	W	
1982-83	10/5/82	HOME	Edmonton 7	Calgary	5	W	
1983-84	10/5/83	HOME	Edmonton 5	Toronto	4	W	
1984-85	10/11/84	AWAY	Edmonton 2	Los Angeles	2	T (OT)	
1985-86	10/10/85	HOME	Edmonton 4	Winnipeg (Arizona)	3	W	
1986-87	10/9/86	AWAY	Edmonton 1	Philadelphia	2	L	
1987-88	10/9/87	HOME	Edmonton 1	Detroit	4	L	
1988-89	10/7/88	HOME	Edmonton 5	NY Islanders	1	W	
1989-90	10/5/89	AWAY	Edmonton 4	Vancouver	1	W	
1990-91	10/6/90	HOME	Edmonton 3	Winnipeg (Arizona)	3	T (OT)	
1991-92	10/4/91	AWAY	Edmonton 2	Calgary	9	L	
1992-93	10/6/92	HOME	Edmonton 4	Vancouver	5	L	
1993-94	10/6/93	HOME	Edmonton 3	San Jose	2	W	
1994-95	1/20/95	HOME	Edmonton 2	Anaheim	1	W	
1995-96	10/8/95	HOME	Edmonton 1	Detroit	3	L	
1996-97	10/4/96	HOME	Edmonton 4	Buffalo	3	W	
1997-98	10/1/97	AWAY	Edmonton 5	San Jose	3	W	
1998-99	10/10/98	HOME	Edmonton 1	Los Angeles	2	L	
1999-00	10/1/99	HOME	Edmonton 1	NY Rangers	1	T (OT)	
2000-01	10/6/00	HOME	Edmonton 2	Detroit	1	W	
2001-02	10/3/01	AWAY	Edmonton 0	Calgary	1	L	
2002-03	10/10/02	HOME	Edmonton 2	Philadelphia	2	T (OT)	
2003-04	10/9/03	HOME	Edmonton 5	San Jose	2	W	
2005-06	10/5/05	HOME	Edmonton 4	Colorado	3	W	
2006-07	10/5/06	HOME	Edmonton 3	Calgary	1	W	
2007-08	10/4/07	HOME	Edmonton 3	San Jose	2	W (SO)	
2008-09	10/12/08	HOME	Edmonton 3	Colorado	2	W	
2009-10	10/3/09	HOME	Edmonton 3	Calgary	4	L	
2010-11	10/7/10	HOME	Edmonton 4	Calgary	0	W	
2011-12	10/9/11	HOME	Edmonton 2	Pittsburgh	1	W (SO)	
2012-13	1/20/13	AWAY	Edmonton 3	Vancouver	2	W (SO)	
2013-14	10/1/13	HOME	Edmonton 4	Winnipeg	5	L	
2014-15	10/9/14	HOME	Edmonton 2	Calgary	5	L	
2015-16	10/8/15	AWAY	Edmonton 1	St. Louis	3	L	
2016-17	10/12/16	HOME	Edmonton 7	Calgary	4	W	



## OILERS HOME OPENERS – 1979-80 TO 2016-17 (20-12-5)

DATE	RESULT	RECORD			
		W	L	T	OTL
October 13, 1979	Detroit 3 at Edmonton 3	0	0	1	0
October 10, 1980	Quebec 7 at Edmonton 4	0	1	1	0
October 7, 1981	Colorado 4 at Edmonton 7	1	1	1	0
October 5, 1982	Calgary 5 at Edmonton 7	2	1	1	0
October 5, 1983	Toronto 4 at Edmonton 5	3	1	1	0
October 12, 1984	St. Louis 1 at Edmonton 5	4	1	1	0
October 10, 1985	Winnipeg 3 at Edmonton 4	5	1	1	0
October 15, 1986	Quebec 2 at Edmonton 5	6	1	1	0
October 9, 1987	Detroit 4 at Edmonton 1	6	2	1	0
October 7, 1988	Islanders 1 at Edmonton 5	7	2	1	0
October 11, 1989	Vancouver 5 at Edmonton 2	7	3	1	0
October 6, 1990	Winnipeg 3 at Edmonton 3 (OT)	7	3	2	0
October 6, 1991	Los Angeles 2 at Edmonton 2 (OT)	7	3	3	0
October 6, 1992	Vancouver 5 at Edmonton 4	7	4	3	0
October 6, 1993	San Jose 2 at Edmonton 3	8	4	3	0
January 20, 1995	Anaheim 1 at Edmonton 2	9	4	3	0
October 8, 1995	Detroit 3 at Edmonton 1	9	5	3	0
October 4, 1996	Buffalo 3 at Edmonton 4	10	5	3	0
October 3, 1997	Detroit 8 at Edmonton 2	10	6	3	0
October 10, 1998	Los Angeles 2 at Edmonton 1	10	7	3	0
October 1, 1999	NY Rangers 1 at Edmonton 1 (OT)	10	7	4	0
October 6, 2000	Detroit 1 at Edmonton 2	11	7	4	0
October 6, 2001	Phoenix 2 at Edmonton 6	12	7	4	0
October 10, 2002	Philadelphia 2 at Edmonton 2 (OT)	12	7	5	0
October 9, 2003	San Jose 2 at Edmonton 5	13	7	5	0
October 5, 2005	Colorado 3 at Edmonton 4	14	7	5	0
October 5, 2006	Calgary 1 at Edmonton 3	15	7	5	0
October 4, 2007	San Jose 2 at Edmonton 3 (SO)	16	7	5	0
October 12, 2008	Colorado 2 at Edmonton 3	17	7	5	0
October 3, 2009	Calgary 4 at Edmonton 3	17	8	5	0
October 7, 2010	Calgary 0 at Edmonton 4	18	8	5	0
October 9, 2011	Pittsburgh 1 at Edmonton 2 (SO)	19	8	5	0
January 22, 2013	San Jose 6 at Edmonton 3	19	9	5	0
October 1, 2013	Winnipeg 5 at Edmonton 4	19	10	5	0
October 9, 2014	Calgary 5 at Edmonton 2	19	11	5	0
October 15, 2015	St. Louis 4 at Edmonton 2	19	12	5	0
October 12, 2016	Calgary 4 at Edmonton 7	20	12	5	0

## EDMONTON OILERS JERSEY RETIREMENT GAMES – 1979-80 TO 2016-17

PLAYER	NO	DATE	OPPONENT	RESULT
Al Hamilton	3	October 10, 1980	Quebec Nordiques	4-7 L
Wayne Gretzky	99	October 1, 1999	New York Rangers	1-1 T (OT)
Jari Kurri	17	October 6, 2001	Phoenix Coyotes	6-2 W
Grant Fuhr	31	October 9, 2003	San Jose Sharks	5-2 W
Paul Coffey	7	October 18, 2005	Phoenix Coyotes	3-4 OTL
Mark Messier	11	February 27, 2007	Phoenix Coyotes	L 0-3
Glenn Anderson	9	January 18, 2009	Phoenix Coyotes	W 6-3
Glen Sather	NA	December 11, 2015	New York Rangers	W 4-2



## EDMONTON OILERS RECORD IN AFTERNOON GAMES – 1979-80 TO 2016-17

SEASON	HOME				ROAD				GP	OVERALL				PCT.
	W	L	T	OTL	W	L	T	OTL		W	L	T	OTL	
1979-80	0	1	0	-	0	0	1	-	2	0	1	1	-	0.250
1980-81	0	1	0	-	3	1	0	-	5	3	2	0	-	0.600
1981-82	NO AFTERNOON GAMES													
1982-83	0	1	0	-	0	0	0	-	1	0	1	0	-	0.000
1983-84	1	0	0	-	0	3	0	-	4	1	3	0	-	0.250
1984-85	0	0	0	-	1	0	0	-	1	1	0	0	-	1.000
1985-86	0	0	0	-	1	0	0	-	1	1	0	0	-	1.000
1986-87	0	0	0	-	1	1	0	-	2	1	1	0	-	0.500
1987-88	0	0	0	-	1	1	0	-	2	1	1	0	-	0.500
1988-89	0	1	0	-	0	2	1	-	4	0	3	1	-	0.125
1989-90	0	0	0	-	2	2	0	-	4	2	2	0	-	0.500
1990-91	0	0	0	-	2	1	0	-	3	2	1	0	-	0.667
1991-92	2	0	0	-	2	3	0	-	7	4	3	0	-	0.571
1992-93	0	3	0	-	1	2	0	-	6	1	5	0	-	0.167
1993-94	1	1	1	-	1	4	0	-	8	2	5	1	-	0.313
1994-95	2	0	0	-	0	2	0	-	4	2	2	0	-	0.500
1995-96	0	1	0	-	0	2	0	-	3	0	3	0	-	0.000
1996-97	0	1	0	-	2	3	0	-	6	2	4	0	-	0.333
1997-98	0	1	0	-	0	1	0	-	2	0	2	0	-	0.000
1998-99	1	0	1	-	0	2	0	-	4	1	2	1	-	0.375
1999-00	0	0	0	0	1	1	1	0	3	1	1	1	0	0.500
2000-01	0	0	0	0	2	0	1	0	3	2	0	1	0	0.833
2001-02	0	0	0	0	2	1	1	0	4	2	1	1	0	0.625
2002-03	0	0	0	0	1	2	1	0	4	1	2	1	0	0.375
2003-04	0	0	0	0	1	0	1	1	3	1	0	1	1	0.667
2004-05	SEASON CANCELLED - NHL LOCKOUT													
2005-06	1	0	0	1	0	0	0	0	2	1	0	0	1	0.750
2006-07	0	0	0	0	1	3	0	0	4	1	3	0	0	0.250
2007-08	1	0	0	0	2	0	0	0	3	3	0	0	0	1.000
2008-09	0	1	0	0	4	2	0	1	8	4	3	0	1	0.563
2009-10	0	0	0	0	2	3	0	0	5	2	3	0	0	0.400
2010-11	1	1	0	0	0	2	0	1	5	1	3	0	1	0.300
2011-12	0	1	0	0	3	2	0	1	7	3	3	0	1	0.500
2012-13	1	0	0	0	0	3	0	0	4	1	3	0	0	0.250
2013-14	0	0	0	0	2	3	0	1	6	2	3	0	1	0.417
2014-15	0	0	0	0	0	2	0	0	2	0	2	0	0	0.000
2015-16	1	0	0	0	0	2	0	0	3	1	2	0	0	0.333
2016-17	0	1	0	0	2	0	0	0	3	2	1	0	0	0.667
<b>TOTALS</b>	<b>12</b>	<b>15</b>	<b>2</b>	<b>1</b>	<b>40</b>	<b>56</b>	<b>7</b>	<b>5</b>	<b>138</b>	<b>52</b>	<b>71</b>	<b>9</b>	<b>6</b>	<b>0.431</b>

## EDMONTON OILERS HOME AFTERNOON GAMES – 1979-80 TO 2016-17

DATE	OPPONENT	SCORE	RESULT	RECORD			
				W	L	T	OTL
November 11, 1979	Toronto	3-6	L	0	1	0	0
November 9, 1980	St. Louis	3-6	L	0	2	0	0
October 31, 1982	Vancouver	2-3	L	0	3	0	0
March 25, 1984	Winnipeg	3-2	W	1	3	0	0
February 5, 1989	New Jersey	2-4	L	1	4	0	0
December 1, 1991	Vancouver	7-0	W	2	4	0	0
February 2, 1992	Quebec	8-2	W	3	4	0	0
February 14, 1993	Quebec	2-3	L (OT)	3	5	0	0
March 14, 1993	Chicago	4-5	L (OT)	3	6	0	0
April 11, 1993	Winnipeg	5-7	L	3	7	0	0
January 2, 1994	San Jose	4-4	T (OT)	3	7	1	0
February 6, 1994	Winnipeg	5-2	W	4	7	1	0
February 13, 1994	Anaheim	3-6	L	4	8	1	0
February 12, 1995	Anaheim	2-0	W	5	8	1	0
March 5, 1995	Detroit	4-2	W	6	8	1	0
March 3, 1996	St. Louis	3-4	L	6	9	1	0
March 23, 1997	Anaheim	1-4	L	6	10	1	0
January 4, 1998	Los Angeles	2-3	L	6	11	1	0
January 3, 1999	Philadelphia	3-3	T (OT)	6	11	2	0
March 28, 1999	San Jose	5-2	W	7	11	2	0
February 12, 2006	St. Louis	4-5	L (SO)	7	11	2	1
March 5, 2006	Nashville	3-2	W (OT)	8	11	2	1
March 22, 2008	Colorado	7-5	W	9	11	2	1
February 1, 2009	Nashville	1-2	L	9	12	2	1
February 12, 2011	Ottawa	5-3	L	9	13	2	1
February 19, 2011	Atlanta	5-3	W	10	13	2	1
February 25, 2012	Phoenix	3-1	L	10	14	2	1
February 23, 2013	Phoenix	3-2	W (SO)	11	14	2	1
January 2, 2016	Arizona	4-3	W (SO)	12	14	2	1
November 27, 2016	Arizona	1-2	L	12	15	2	1





## OILERS HONOURED AS PART OF NHL CENTENNIAL

As part of the NHL Centennial celebrating, marking the league's founding in 1917, the National Hockey League polled experts and fans to name the top 10 teams of all-time and the top 100 greatest players of the league's first century.

The Edmonton Oilers were well represented on both lists, with the team claiming four of ten spots on the team list, and seven Oilers alumni earning distinction on the players list.

### TOP 10 TEAMS – OILERS TEAMS


1. 1984-85 Edmonton Oilers
4. 1987-88 Edmonton Oilers
5. 1986-87 Edmonton Oilers
9. 1983-84 Edmonton Oilers




1984-85 Edmonton Oilers – Named the best team in NHL history

### TOP 100 PLAYERS – OILERS ALUMNI

Paul Coffey  
Grant Fuhr  
Wayne Gretzky  
Jari Kurri  
Mark Messier  
Adam Oates  
Chris Pronger




Paul Coffey




Mark Messier



Paul Coffey



Chris Pronger



Adam Oates



Grant Fuhr



Jari Kurri



## OILERS AWARD WINNERS

### EDMONTON OILERS ALL-STAR SELECTIONS

**1980**  
SECOND TEAM  
Wayne Gretzky, Centre

**1981**  
FIRST TEAM  
Wayne Gretzky, Centre

**1982**  
FIRST TEAM  
Wayne Gretzky, Centre  
Mark Messier, Left Wing  
SECOND TEAM  
Grant Fuhr, Goal  
Paul Coffey, Defence

**1983**  
FIRST TEAM  
Wayne Gretzky, Centre  
Mark Messier, Left Wing  
SECOND TEAM  
Paul Coffey, Defence

**1984**  
FIRST TEAM  
Wayne Gretzky, Centre  
SECOND TEAM  
Mark Messier, Left Wing  
Jari Kurri, Right Wing  
Paul Coffey, Defence

**1985**  
FIRST TEAM  
Wayne Gretzky, Centre  
Jari Kurri, Right Wing  
Paul Coffey, Defence

**1986**  
FIRST TEAM  
Wayne Gretzky, Centre  
Paul Coffey, Defence  
SECOND TEAM  
Jari Kurri, Right Wing

**1987**  
FIRST TEAM  
Wayne Gretzky, Centre  
Jari Kurri, Right Wing

**1988**  
FIRST TEAM  
Grant Fuhr, Goal  
SECOND TEAM  
Wayne Gretzky, Centre

**1989**  
SECOND TEAM  
Jari Kurri, Right Wing

**1990**  
FIRST TEAM  
Mark Messier, Centre

**2016**  
ROOKIE TEAM  
Connor McDavid, Centre

**2017**  
FIRST TEAM  
Connor McDavid, Centre

### EDMONTON OILERS IN THE NHL ALL-STAR GAME

**1979-80 (Detroit):** 2 - Wayne Gretzky (F), Blair MacDonald (F)

**1980-81 (Los Angeles):** 2 - Wayne Gretzky (F)

**1981-82 (Washington):** 4 - Paul Coffey (D), Grant Fuhr (G), Wayne Gretzky (F), Mark Messier (F)

**1982-83 (NY Islanders):** 4 - Paul Coffey (D), Wayne Gretzky (F), Jari Kurri (F), Mark Messier (F)

**1983-84 (New Jersey):** 8 - Glenn Anderson (F), Paul Coffey (D), Grant Fuhr (G), Wayne Gretzky (F), Jari Kurri (F)\*, Kevin Lowe (D), Mark Messier (F), Glen Sather (Coach)

**1984-85 (Calgary):** 9 - Glenn Anderson (F), Paul Coffey (D), Grant Fuhr (G), Wayne Gretzky (F), Mike Krushelnyski (F), Jari Kurri (F), Kevin Lowe (D), Andy Moog (G), Glen Sather (Coach)

**1986-87 (Rendez-Vous '87):** 7 - Glenn Anderson (F), Paul Coffey (D)\*, Grant Fuhr (G), Wayne Gretzky (F), Jari Kurri (F), Mark Messier (F), Esa Tikkanen (F)

**1985-86 (Hartford):** 10 - Glenn Anderson (F), Paul Coffey (D), Lee Fogolin (D), Grant Fuhr (G), Wayne Gretzky (F), Jari Kurri (F), Kevin Lowe (D), Mark Messier (F), Andy Moog (G), Glen Sather (Coach)

**1987-88 (St. Louis):** 7 - Glenn Anderson (F), Grant Fuhr (G), Wayne Gretzky (F), Jari Kurri (F), Kevin Lowe (D), Mark Messier (F), Glen Sather (Coach)

**1988-89 (Edmonton):** 6 - Jimmy Carson (C), Grant Fuhr (G), Jari Kurri (RW), Kevin Lowe (D), Mark Messier (C), Glen Sather (Coach)

**1989-90 (Pittsburgh):** 3 - Jari Kurri (RW), Kevin Lowe (D), Mark Messier (C)

**1990-91 (Chicago):** 4 - Mark Messier (C), Bill Ranford (G), Steve Smith (D), John Muckler (Coach)

**1991-92 (Philadelphia):** 1 - Vincent Damphousse (LW)

1992-93 (Montreal): 1 - Dave Manson (D)

**1993-94 (NY Rangers):** 1 - Shayne Corson (LW)

**1995-96 (Boston):** 1 - Doug Weight (C)

**1996-97 (San Jose):** 1 - Jason Arnott (C)

**1997-98 (Vancouver):** 1 - Doug Weight (C)

**1998-99 (Tampa Bay):** 1 - Roman Hamrlik (D)

**1999-00 (Toronto):** 1 - Tommy Salo (G)

**2000-01 (Colorado):** 2 - Janne Niinimaa (D), Doug Weight (C)

**2001-02 (Los Angeles):** 1 - Tommy Salo (G)

*Note: Mike Comrie (C) selected to NHL YoungStars Game*

**2002-03 (Florida):** 1 - Eric Brewer (D)

*Note: Ales Hemsky (RW) selected to NHL YoungStars Game, but was replaced by Shawn Horcoff (C) due to injury.*

**2003-04 (Minnesota):** None

*Note: Alexei Semenov (D) and Raffi Torres (LW) selected to NHL YoungStars Game.*

**2006-07 (Dallas):** 1 = Ryan Smyth (LW)

*Note: Ladislav Smid (D) selected to NHL YoungStars Game.*

**2007-08 (Atlanta):** 1 - Shawn Horcoff (C)

*Note: Sam Gagner (C) selected to NHL YoungStars Game.*

**2008-09 (Montreal):** 1 - Sheldon Souray (D)

*Note: Andrew Coglian (C) selected to NHL YoungStars Game.*

**2010-11 (Carolina):** 1 - \*Ales Hemsky (RW)

*Note: Taylor Hall (LW) and \*Jordan Eberle (RW) selected to Rookie Team*

**2011-12 (Ottawa):** 1 - Jordan Eberle (RW)

*Note: \*Ryan Nugent-Hopkins (C) selected to Rookie Team*

**2015-16 (Nashville):** 1 - Taylor Hall (LW)

**2016-17 (Los Angeles):** 1 - Connor McDavid (C)

*\* Unable to play due to injury*

### EDMONTON OILERS NHL AWARD WINNERS

#### HART MEMORIAL TROPHY

(Most Valuable Player)

8X - Wayne Gretzky 1980-87

1X - Mark Messier 1989-90

1X - Connor McDavid 2016-17

#### JAMES NORRIS MEMORIAL TROPHY

(Outstanding Defenceman)

2X - Paul Coffey 1984-86

#### EMERY EDGE AWARD

(Plus-Minus Leader)

1X - Charlie Huddy 1982-83

3X - Wayne Gretzky 1983-85, 1986-87

#### ART ROSS TROPHY

(Leading Scorer)

7X - Wayne Gretzky 1981-87

1X - Connor McDavid 2016-17

#### LADY BYNG MEMORIAL TROPHY

(Most Gentlemanly Player)

1X - Wayne Gretzky 1979-80

1X - Jari Kurri 1984-85

#### JACK ADAMS AWARD

(Coach of the Year)

1X - Glen Sather 1985-86

#### TED LINDSAY/LESTER B. PEARSON AWARD

(Outstanding Player as selected by the NHL Player's Association)

4X - Wayne Gretzky 1982-85, 1986-87

1X - Mark Messier 1989-90

1X - Connor McDavid 2016-17

#### CONN SMYTHE TROPHY

(Stanley Cup MVP)

1X = Mark Messier 1983-84

2X - Wayne Gretzky 1984-85, 1987-88

1X - Bill Ranford 1989-90

#### VEZINA TROPHY

(Outstanding Goaltender)

1X - Grant Fuhr 1987-88

#### KING CLANCY MEMORIAL TROPHY

1X - Kevin Lowe 1989-90

1X - Ethan Moreau 2008-09

#### BUDWEISER/NHL MAN OF THE YEAR

1X - Kevin Lowe 1989-90



## EDMONTON OILERS TEAM AWARD WINNERS – 1979-80 TO 2016-17

## ZANE FELDMAN TROPHY (MVP)

1979-80	Blair MacDonald
1980-81	Wayne Gretzky
1981-82	Wayne Gretzky
1982-83	Wayne Gretzky
1983-84	Wayne Gretzky
1984-85	Wayne Gretzky
1985-86	Wayne Gretzky
1986-87	Wayne Gretzky
1987-88	Wayne Gretzky
1988-89	Jari Kurri
1989-90	Mark Messier
1990-91	Bill Ranford
1991-92	Bill Ranford
1992-93	Bill Ranford
1993-94	Bill Ranford
1994-95	Jason Arnott
1995-96	Doug Weight
1996-97	Curtis Joseph
1997-98	Doug Weight
1998-99	Bill Guerin

## ZANE FELDMAN TROPHY (MVP)

1979-80	Dave Lumley
1980-81	Glenn Anderson
1981-82	Grant Fuhr
1982-83	Randy Gregg
1983-84	Mark Messier*
1984-85	Mike Krushelnyski
1985-86	Craig MacTavish
1986-87	Craig Muni
1987-88	Craig Simpson
1988-89	Jimmy Carson
1989-90	Geoff Smith
1990-91	Anatoli Semenov
1991-92	Vincent Damphousse
1992-93	Shayne Corson
1993-94	Jason Arnott
1994-95	Todd Marchant
1995-96	Curtis Joseph
1996-97	Mike Grier
1997-98	Roman Hamrlik
1998-99	Tom Poti
1999-00	Jim Dowd

## UNSUING HERO

1987-88	Charlie Huddy
1988-89	Charlie Huddy
1989-90	Bill Ranford
1990-91	Petr Klima
1991-92	Joe Murphy
1992-93	Craig MacTavish
1993-94	Shayne Corson
1994-95	David Oliver
1995-96	Zdeno Ciger
1996-97	Doug Weight
1997-98	Dean McAmmond
1998-99	Mike Grier
1999-00	Ethan Moreau
2000-01	Not awarded
2001-02	Steve Staios
2002-03	Ethan Moreau

1999-00	Tommy Salo
2000-01	Tommy Salo
2001-02	Tommy Salo
2002-03	Tommy Salo & Todd Marchant
2003-04	Ethan Moreau
2004-05	Not awarded – NHL Lockout
2005-06	Chris Pronger
2006-07	Dwayne Roloson
2007-08	Ales Hemsky
2008-09	Ales Hemsky
2009-10	Dustin Penner
2010-11	Taylor Hall
2011-12	Jordan Eberle
2012-13	Taylor Hall
2013-14	Taylor Hall
2014-15	Ryan Nugent-Hopkins
2015-16	Taylor Hall
2016-17	Connor McDavid

2000-01	Not awarded
2001-02	Not awarded
2002-03	Ales Hemsky
2003-04	Not awarded
2004-05	Not awarded – NHL Lockout
2005-06	Matt Greene
2006-07	Ladislav Smid
2007-08	Andrew Coglianor/Sam Gagner
2008-09	Lubomir Visnovsky
2009-10	Gilbert Brule
2010-11	Taylor Hall
2011-12	Ryan Nugent-Hopkins
2012-13	Justin Schultz/Nail Yakupov
2013-14	David Perron
2014-15	Benoit Pouliot
2015-16	Connor McDavid
2016-17	Adam Larsson

\* Presented to the top playoff performer 1983-84 only

## COMMUNITY SERVICE AWARD

1987-88	Mike Krushelnyski
1988-89	Kevin Lowe
1989-90	Craig Simpson
1990-91	Craig Simpson
1991-92	Kevin Lowe
1992-93	Craig Simpson
1993-94	Kelly Buchberger
1994-95	Bill Ranford
1995-96	Luke Richardson
1996-97	Jason Arnott
1997-98	Todd Marchant
1998-99	Pat Falloon
1999-00	Todd Marchant
2000-01	Not awarded
2001-02	Georges Laraque
2002-03	Georges Laraque

## DEFENCEMAN OF THE YEAR

1979-80	Doug Hicks
1980-81	Lee Fogolin
1981-82	Kevin Lowe
1982-83	Charlie Huddy
1983-84	Paul Coffey
1984-85	Paul Coffey
1985-86	Paul Coffey
1986-87	Kevin Lowe
1987-88	Kevin Lowe
1988-89	Charlie Huddy
1989-90	Craig Muni
1990-91	Steve Smith
1991-92	Norm Maciver
1992-93	Luke Richardson
1993-94	Igor Kravchuk
1994-95	Luke Richardson
1995-96	Bryan Marchment
1996-97	Bryan Marchment
1997-98	Boris Mironov
1998-99	Roman Hamrlik

## TOP DEFENSIVE FORWARD

1987-88	Craig MacTavish
1988-89	Esa Tikkanen
1989-90	Craig MacTavish
1990-91	Craig MacTavish
1991-92	Craig MacTavish
1992-93	Kelly Buchberger
1993-94	Kelly Buchberger
1994-95	Kelly Buchberger
1995-96	Kelly Buchberger
1996-97	Kelly Buchberger
1997-98	Mats Lindgren
1998-99	Todd Marchant
1999-00	Mike Grier
2000-01	Todd Marchant
2001-02	Todd Marchant
2002-03	Todd Marchant

## MOST POPULAR PLAYER

1987-88	Wayne Gretzky
1988-89	Mark Messier
1989-90	Mark Messier
1990-91	Mark Messier
1991-92	Kelly Buchberger
1992-93	Kelly Buchberger
1993-94	Shayne Corson
1994-95	Kirk Maltby
1995-96	Doug Weight
1996-97	Curtis Joseph
1997-98	Curtis Joseph
1998-99	Doug Weight
1999-00	Georges Laraque
2000-01	Doug Weight
2001-02	Mike Comrie
2002-03	Ryan Smyth

2003-04	Georges Laraque
2004-05	Not awarded – NHL Lockout
2005-06	Georges Laraque
2006-07	Jarret Stoll
2007-08	Ethan Moreau
2008-09	Ethan Moreau
2009-10	Jason Strudwick
2010-11	Jason Strudwick
2011-12	Shawn Horcoff
2012-13	Ryan Smyth
2013-14	Andrew Ference
2014-15	Andrew Ference
2015-16	Matt Hendricks
2016-17	Matt Hendricks

1999-00	Jason Smith
2000-01	Jason Smith
2001-02	Janne Niinimaa
2002-03	Steve Staios
2003-04	Jason Smith
2004-05	Not awarded – NHL Lockout
2005-06	Chris Pronger
2006-07	Jason Smith
2007-08	Tom Gilbert
2008-09	Sheldon Souray
2009-10	Tom Gilbert
2010-11	Ryan Whitney
2011-12	Ladislav Smid
2012-13	Ladislav Smid
2013-14	Justin Schultz
2014-15	Oscar Klefbom
2015-16	Brandon Davidson
2016-17	Oscar Klefbom

2003-04	Shawn Horcoff
2004-05	Not awarded – NHL Lockout
2005-06	Ethan Moreau
2006-07	Fernando Pisani
2007-08	Fernando Pisani
2008-09	Shawn Horcoff
2009-10	Dustin Penner
2010-11	Shawn Horcoff
2011-12	Shawn Horcoff
2012-13	Ryan Nugent-Hopkins
2013-14	Boyd Gordon
2014-15	Boyd Gordon
2015-16	Mark Letestu
2016-17	Ryan Nugent-Hopkins

2003-04	Ryan Smyth
2004-05	Not awarded – NHL Lockout
2005-06	Ryan Smyth
2006-07	Dwayne Roloson
2007-08	Ales Hemsky
2008-09	Ales Hemsky
2009-10	Ales Hemsky
2010-11	Ryan Jones
2011-12	Jordan Eberle
2012-13	Taylor Hall
2013-14	Ryan Smyth
2014-15	Ryan Nugent-Hopkins
2015-16	Connor McDavid
2016-17	Connor McDavid



## MOLSON CUP

One constant during the Oilers tenure in the NHL has been the Molson Cup. The Molson Cup has played an important role in the history of the Edmonton Oilers over the years since the team joined the NHL in 1979-80. It has been a part of some of the most outstanding achievements in NHL history, including five Stanley Cup championships and the Heritage Classic.

One of the most successful programs ever launched in connection with the National Hockey League, the Molson Cup has become synonymous with excellence, as it is awarded to the player who accumulates the most votes in the three-star voting process over the course of the NHL regular season schedule.

Six times throughout the NHL season, a member of the Edmonton Oilers is selected as the Molson Cup Player of the Month. The Molson Cup is based on the selection of the top three performers of each game as nominated by the Edmonton sports media. Players earn five points each time they are selected one of the game's three stars and the player accumulating the most points at the conclusion of the regular season has his name engraved on the beautiful Molson Cup.



Molson Canadian is a proud sponsor of the Edmonton Oilers.

## EDMONTON OILERS YEARLY MOLSON CUP WINNERS

### 1979-80 to 2016-17

1979-80 .....	Wayne Gretzky
1980-81 .....	Wayne Gretzky
1981-82 .....	Wayne Gretzky
1982-83 .....	Wayne Gretzky
1983-84 .....	Wayne Gretzky
1984-85 .....	Wayne Gretzky
1985-86 .....	Wayne Gretzky
1986-87 .....	Wayne Gretzky
1987-88 .....	Wayne Gretzky
1988-89 .....	Grant Fuhr
1989-90 .....	Mark Messier
1990-91 .....	Bill Ranford
1991-92 .....	Joe Murphy
1992-93 .....	Bill Ranford
1993-94 .....	Bill Ranford
1994-95 .....	Bill Ranford
1995-96 .....	Doug Weight
1996-97 .....	Curtis Joseph
1997-98 .....	Curtis Joseph
1998-99 .....	Bill Guerin
1999-00 .....	Tommy Salo
2000-01 .....	Tommy Salo
2001-02 .....	Tommy Salo
2002-03 .....	Tommy Salo
2003-04 .....	Ryan Smyth
2004-05 .....	Not Awarded
.....	(NHL Lockout)
2005-06 .....	Ryan Smyth
2006-07 .....	Dwayne Roloson
2007-08 .....	Mathieu Garon
2008-09 .....	Dwayne Roloson
2009-10 .....	Jeff Deslauriers
2010-11 .....	Taylor Hall
2011-12 .....	Taylor Hall
2012-13 .....	Devan Dubnyk
2013-14 .....	Taylor Hall
2014-15 .....	Jordan Eberle
2015-16 .....	Cam Talbot
2016-17 .....	Connor McDavid



## OILERS TEAM CAPTAINS – 1979-80 TO 2016-17

SEASON	CAPTAIN	ALTERNATE CAPTAINS
1979-80	Ron Chipperfield	-
1980-81	Blair MacDonald/ Lee Fogolin	-
1981-82	Lee Fogolin	-
1982-83	Lee Fogolin	-
1983-84	Wayne Gretzky	-
1984-85	Wayne Gretzky	-
1985-86	Wayne Gretzky	Lee Fogolin, Mark Messier
1986-87	Wayne Gretzky	Kevin Lowe, Mark Messier
1987-88	Wayne Gretzky	Kevin Lowe, Mark Messier
1988-89	Mark Messier	Glenn Anderson, Kevin Lowe
1989-90	Mark Messier	Jari Kurri, Kevin Lowe
1990-91	Mark Messier	Kevin Lowe, Craig MacTavish
1991-92	Kevin Lowe	Craig MacTavish, Esa Tikkanen
1992-93	Craig MacTavish	Shayne Corson, Dave Manson, Craig Simpson
1993-94	Craig MacTavish	Jason Arnott, Kelly Buchberger, Shayne Corson, Doug Weight
1994-95	Shayne Corson	Kelly Buchberger, Luke Richardson
1995-96	Kelly Buchberger	Jason Arnott, Luke Richardson, Doug Weight
1996-97	Kelly Buchberger	Luke Richardson, Doug Weight
1997-98	Kelly Buchberger	Boris Mironov, Doug Weight
1998-99	Kelly Buchberger	Bill Guerin, Doug Weight
1999-00	Doug Weight	Bill Guerin, Jason Smith
2000-01	Doug Weight	Mike Grier, Todd Marchant, Rem Murray, Jason Smith
2001-02	Jason Smith	Mike Grier, Todd Marchant, Janne Niinimaa, Ryan Smyth
2002-03	Jason Smith	Todd Marchant, Ryan Smyth
2003-04	Jason Smith	Ethan Moreau, Ryan Smyth
2004-05	No Season – NHL Lockout	
2005-06	Jason Smith	Ethan Moreau, Ryan Smyth
2006-07	Jason Smith	Shawn Horcoff, Ethan Moreau, Steve Staios
2007-08	Ethan Moreau	Ales Hemsky, Shawn Horcoff, Steve Staios, Jarrett Stoll
2008-09	Ethan Moreau	Ales Hemsky, Shawn Horcoff, Sheldon Souray, Steve Staios
2009-10	Ethan Moreau	Ales Hemsky, Shawn Horcoff, Sheldon Souray
2010-11	Shawn Horcoff	Ales Hemsky, Ryan Whitney
2011-12	Shawn Horcoff	Ales Hemsky, Ryan Whitney
2012-13	Shawn Horcoff	Jordan Eberle, Taylor Hall, Nick Schultz
2013-14	Andrew Ference	Jordan Eberle, Sam Gagner, Taylor Hall, Matt Hendricks, Ryan Smyth
2014-15	Andrew Ference	Jordan Eberle, Taylor Hall, Matt Hendricks, Ryan Nugent-Hopkins
2015-16	-	Jordan Eberle, Andrew Ference, Taylor Hall, Ryan Nugent-Hopkins
2016-17	Connor McDavid	Jordan Eberle, Milan Lucic, Ryan Nugent-Hopkins

List of alternate captains does not include players that were traded by the Oilers during the season, or players who only served as alternate captain on a temporary basis



## EDMONTON OILERS ALL-TIME NUMERICAL ROSTER – 1979-80 TO 2016-17

\* Players listed have played in at least one regular season or playoff game as an Oiler.

\* The Most recent player to wear the number is **BOLD**.

**#1**

**Laurent Brossoit**

Ty Conklin  
Wayne Cowley  
Don Cutts  
Grant Fuhr  
Joaquin Gage  
Peter Ing  
Jason LaBarbera  
Peter LoPresti  
Mike Minard  
Mike Morrison  
Kari Takko  
Ron Tugnutt

**#2**

Bob Beers  
Eric Brewer  
Jim Ennis  
Lee Fogolin  
Matt Greene  
Brett Hauer  
Aaron Johnson  
Chris Joseph  
Boris Mironov  
Jeff Petry  
**Andrej Sekera**  
Igor Ulanov  
Jim Vandermeer

**#3**

**Al Hamilton**  
(Number was retired on October 10, 1980)

**#4**

Taylor Hall  
Kevin Lowe  
**Kris Russell**

**#5**

**Mark Fayne**  
Mark Fraser  
Brett Hauer  
Doug Hicks  
Jim Playfair  
Tom Poti  
Alexei Semenov  
Ladislav Smid  
Steve Smith  
Brad Werenka

**#6**

Jeff Beukeboom  
Colin Campbell  
Rick Chartraw  
Dean Clark  
Bobby Dollas  
Brian Glynn  
Ian Herbers  
John Hughes  
Jesse Joensuu  
Garry Lariviere  
**Adam Larsson**  
Gord Mark  
Bryan Muir  
Jeff Norton  
Adam Pardy  
Dan Smith  
Jaroslav Spacek  
Ken Sutton  
Ryan Whitney

**#7**

Jason Arnott  
Ron Chipperfield  
Daniel Cleary  
**Paul Coffey**  
Martin Gelinas  
Mark Lamb  
Fredrik Lindquist  
(Number was retired on October 18, 2005)

**#8**

Dean Arsene  
Sean Brown  
Zdeno Ciger  
Doug Friedman  
Steve Graves  
Kari Jalonen  
Reg Kerr  
Stu Kulak  
John LeBlanc  
Dave Lumley  
Alexei Mikhnov  
John Miner  
Joe Murphy  
Frank Musil  
Michel Petit  
Ales Piza  
**Griffin Reinhart**  
Derek Roy  
Geoff Sanderson  
Gord Sherven  
Risto Siltanen  
Doug Smith  
Wayne Van Dorp  
Ray Whitney

**#9**

**Glenn Anderson**  
Shayne Corson  
Bill Guerin  
Jim Harrison  
Ralph Intranuovo  
Kari Makkonen  
Bernie Nichols  
Mike Watt  
(Number was retired on January 18, 2009)

**#10**

Ron Areshenkoff  
Kevin Brown  
Ilya Brykkin  
Mariusz Czerkawski  
Pat Fallon  
Matti Hagman  
Shawn Horcoff  
Steve Kelly  
Jaroslav Pouzar  
Ryan Smyth  
Esa Tikkanen  
**Nail Yakupov**

**#11**

**Mark Messier**  
(Number was retired on February 27, 2007)

**#12**

Micah Aivazoff  
Bobby Allen  
Jesse Belanger  
Mike Bishai  
Jimmy Carson  
Alex Giroux  
Adam Graves  
Josh Green  
Dave Hannan  
Roman Horak  
Joe Hulbig  
Dave Hunter  
**Rob Klinkhammer**  
Krys Kolanos  
David Maley  
Troy Mallette  
Robert Nilsson  
Michel Picard  
Steve Rice  
Mathieu Roy  
Sergei Samsonov  
Tyler Wright

**#13**

Cam Barker  
Mike Brown  
Andrew Cogliano  
**David Desharnais**  
Todd Harej  
Risto Jalv  
Ken Linseman  
Steve Pinizzotto  
German Titov

**#14**

Laurie Boschman  
Ray Cote  
**Jordan Eberle**  
Mats Lindgren  
Blair MacDonald  
Craig MacTavish  
Kent Nilsson  
Domenic Pittis  
Walt Poddubny  
Jani Rita  
Bert Robertson  
Esa Tikkanen  
Raffi Torres

**#15**

Drake Berehowsky  
Wayne Bianchin  
Curt Brackenbury  
Jyle Brodziak  
Jeff Brubaker  
Pat Conacher  
Geoff Courtnall  
Dan Currie  
Miroslav Frycer  
Steve Graves  
David Haas  
Greg Hawgood  
Joe Hulbig  
Brad Isbister  
Chad Kilger  
Dan LaCouture  
Joffrey Lupul  
Mike Moller  
Fredrik Olausson  
**Tyler Pitlick**  
Marty Reasoner  
Steve Rice  
David Roberts  
Nick Schultz

Trevor Sim  
Tomas Srsen  
Scott Thornton  
Alex Tidey  
Kevin Todd

**#16**

Kelly Buchberger  
Colin Fraser  
Darcy Hordichuk  
Pat Hughes  
Rem Murray  
Dan Newman  
Selmar Odelein  
Ryan Potulny  
**Teddy Purcell**  
Bobby Schmautz  
Jarret Stoll  
Mike York

**#17**

**Rem Murray**  
Scott Thornton  
Jari Kurri  
Cam Connor  
(Number was retired on October 6, 2001)

**#18**

Ken Berry  
Brett Callighen  
Scott Fraser  
Danny Gare  
Mark Lamb  
Kirk Maltby  
Terry Martin  
Dan McGillis  
Barrie Moore  
**Ethan Moreau**  
Mark Napier  
Miroslav Satan  
Craig Simpson

**#19**

Don Ashby  
Brian Benning  
Ken Berry  
Sven Butenschon  
Boyd Devereaux  
Bill Flett  
Danny Gare  
Chris Hajt  
Norm Lacombe  
Willy Lindstrom  
Kent Manderville  
**Patrick Maroon**  
Patrick O'Sullivan  
Marty Reasoner  
Bryan Rodney  
Mike Rogers  
Justin Schultz  
Anatoli Semenov  
Tyler Wright

**#20**

Keith Acton  
Eric Belanger  
Josef Beranek  
Marc-Andre Bergeron  
Billy Carroll  
Jason Chimera  
Jeff Chychrun  
Jozef Cierny

Radek Dvorak  
Steve Dykstra  
**Luke Gazdic**  
Martin Gelinas  
Curtis Glencross  
Jochen Hecht  
Tony Hrkac  
Mike Hudson  
Marc LaForge  
Dave Lumley  
Moe Mantha  
Scott Metcalfe  
Boris Mironov  
Barrie Moore  
David Oliver  
Toby Petersen  
Jaroslav Pouzar  
Shaun Van Allen  
Brad Zavisha

**#21**

Ladislav Benysek  
Shayne Corson  
Mariusz Czerkawski  
Vincent Damphousse  
**Andrew Ference**  
Randy Gregg  
Ales Kotalik  
Igor Kravchuk  
Daniel Lacroix  
Ryan Potulny  
Jason Smith  
Stan Weir  
Valeri Zelepukin

**#22**

Keith Aulie  
Anson Carter  
Ron Carter  
**Adam Cracknell**  
Roman Hamrlik  
Charlie Huddy  
Jean-Francois Jacques  
Rem Murray  
Poul Popiel  
Luke Richardson  
Jani Rita

**#23**

Keith Acton  
Jason Bonsignore  
Kyle Brodziak  
Sean Brown  
Cory Cross  
Dan Currie  
Mike Forbes  
Marc Habscheid  
Greg Hawgood  
**Matt Hendricks**  
Tomas Jonsson  
Tommy Lehmann  
Moe Lemay  
Dave Manson  
Dan McGillis  
Linus Omark  
Tom Roulston  
Martin Rucinsky  
Nick Stajduhar  
Dick Tarnstrom  
Vladimir Vujtek  
Jim Wiemer

**#24**

Brad Aitken  
Dan Currie  
Peter Driscoll  
**Brad Hunt**  
Christian Laflamme  
Dave Manson  
Bryan Marchment  
Kevin McClelland  
Janne Niinimaa  
Theo Peckham  
Tom Roulston  
Steve Staios

**#25**

Greg Adams  
Greg de Vries  
Mike Grier  
Jan Hejda  
Don Jackson  
Reg Kerr  
Krys Kolanos  
Mike Moller  
**Darnell Nurse**  
Joni Pitkanen  
Geoff Smith  
Mike Stapleton  
Todd Strueby  
Raimo Summanen  
Andy Sutton  
Mike Toal

**#26**

Mark Arcobello  
Erik Cole  
Dan Currie  
Peter Eriksson  
Mike Forbes  
Kurtis Foster  
Tom Gorrence  
David Haas  
Ken Hammond  
Mike Krushelnyski  
Mikko Luoma  
Todd Marchant  
Max Middledorff  
Don Nachbaur  
**Iiro Pakarinen**  
Shjon Podein  
Pat Price  
Craig Redmond  
Reijo Ruotsalainen  
David Shaw  
Todd Strueby  
Shaun Van Allen  
Brad Winchester

**#27**

Adam Clendening  
Todd Elik  
Boyd Gordon  
Dave Hunter  
Ralph Intranuovo  
Kim Isell  
Georges Laraque  
Reed Larson  
**Milan Lucic**  
Scott Mellanby  
Dustin Penner  
Dave Semenko  
Ron Shudra  
Peter White





## #28

John Blum  
Jesse Boulerice  
Jason Chimera  
Dave Dryden  
Matt Fraser  
Bill Huard  
Ryan Jones  
**Lauri Korpikoski**  
Larry Melnyk  
Craig Muni  
Lance Nethery  
Roman Oksiuta  
Alex Selivanov  
Gord Sherven  
Jiri Slegr  
Ken Solheim  
Roy Sommer  
Mike Stapleton  
Todd Strueby  
Danny Syvret  
Patrick Thoresen

## #29

Josef Beranek  
Jason Bowen  
Ty Conklin  
Patrick Cote  
Louie Debrusk  
**Leon Draisaitl**  
Martin Gerber  
Kari Haakana  
Don Jackson  
Steve Passmore  
Jim Playfair  
Daryl Reaugh  
Reijo Ruotsalainen  
Vladimir Ruzicka  
Alex Selivanov  
Daniel Tjarnqvist  
Igor Vyazmikin

## #30

Richard Bachman  
Bob Essensa  
Ron Low  
Jussi Markkanen  
Bill Ranford  
Dominic Roussel  
**Ben Scrivens**  
Warren Skorodenski  
Mike Zanier

## #31

Fred Brathwaite  
Grant Fuhr  
**Joaquin Gage**  
Curtis Joseph  
Eddie Mio  
(Number was retired on October 9, 2003)

## #32

**Richard Bachman**  
Dave Brown  
Scott Ferguson  
Nick Fotiu  
Mathieu Garon  
Matt Greene  
Dean Kennedy  
Gord Mark  
Alan May  
Craig Millar  
Daryl Reaugh  
Miroslav Satan  
Ryan Stone  
Ron Tugnutt  
Jim Wiemer

## #33

Bryon Battimore  
Marco Baron  
John Bednarski  
Jiri Dopita  
Bob Dupuis  
Gary Edwards  
Norm Foster  
Kim Isell  
Dan LaCouture  
Steve MacIntyre  
Dan McGillis  
Marty McSorley  
Lindsay Middlebrook  
Eldon Reddick  
Peter Sarno  
**Cam Talbot**  
Colten Teubert  
Marko Tuomainen

## #34

**Tyler Bunz**  
Glen Cochrane  
Yann Danis  
Dave Donnelly  
Jim Dowd  
Donald Dufresne  
Todd Elik  
Len Esau  
Brent Grieve  
Greg Hawgood  
Dean Hopkins  
Alexander Kerch  
Gord Mark  
Darcy Martini  
Ryan McGillis  
Scott Metcalfe  
Fernando Pisani  
Michel Riesen  
Vladimir Vorobiev  
Mike Ware  
Sergei Zholtok

## #35

Adam Bennett  
Jim Corsi  
Randy Exelby  
**Viktor Fasth**  
Mike Greenlay  
Nikolai Khabibulin  
Francois Leroux  
Craig Millar  
Andy Moog  
Bryan Muir  
Dwayne Roloson  
Tommy Salo  
Mikhail Shtalenkov

## #36

Bruce Bell  
Dennis Bonvie  
**Drake Caggiula**  
Shawn Horcoff  
Ralph Intranuovo  
Philip Larsen  
Charles Linglet  
Norm Maciver  
Todd Marchant  
Selmar Odelein  
Marc-Antoine Pouliot  
Mathieu Roy  
Jarret Stoll  
Brad Werenka

## #37

Daniel Cleary  
Denis Grebeshkov  
Doug Halward  
Dave Hunter  
Dean McAmmond  
Tom McMurphy  
Michael Peca  
Richard Petiot  
**Lennart Petrell**  
Brian Swanson

## #38

**Jeff Deslauriers**  
Chris Ferraro  
Iain Fraser  
Terran Sandwith

## #39

Chris Minard  
**Anders Nilsson**  
Doug Weight  
Bogdan Yakimov

## #40

Fred Brathwaite  
Devan Dubnyk  
Scott Ferguson  
**Jonas Gustavsson**  
Ken Sutton  
Danny Syvret  
Stephen Valiquette

## #41

**Will Acton**  
Taylor Chorney  
Brent Gilchrist  
Jean-Francois Jacques  
Bill McDougall

## #42

Josef Beranek  
Kevin Brown  
Ryan O'Marra  
Tony Salmelainen  
**Anton Slepyshev**  
Yan Stastny  
Doug Weight

## #43

Dennis Bonvie  
**Jason Strudwick**

## #44

**Zack Kassian**  
Doug Lynch  
Janne Niinimaa  
Corey Potter  
Chris Pronger  
Rob Schremp  
Sheldon Souray

## #45

**Taylor Beck**  
Shawn Belle  
Mark Fistric  
Toby Petersen  
Ales Pisa

## #46

Todd Reirden  
Jani Rita  
**Zack Stortini**

## #47

**Marc-Andre Bergeron**  
Paul Comrie  
Don Murdoch

## #48

**Ryan Hamilton**  
Alex Plante

## #49

**Theo Peckham**

## #51

Kyle Brodziak  
Philippe Cornet  
Andrei Kovalenko  
**Anton Lander**

## #52

Allan Rourke  
**Jerred Smithson**

## #54

**Juhar Khaira**  
Chris Vandevelde

## #55

Drew Bannister  
Ben Eager  
Alex Henry  
**Mark Letestu**  
Igor Ulanov

## #56

**Teemu Hartikainen**

## #57

Anton Lander  
Colin McDonald  
**David Perron**

## #58

**Andrew Miller**  
Johan Motin  
Jeff Petry

## #59

**Brad Hunt**

## #60

**Sebastien Bisailon**

## #62

Mark Arcobello  
**Eric Gryba**  
Iiro Pakarinen  
Tim Sestito

## #64

Jason Bonsignore  
Milan Kytynar  
**Nail Yakupov**

## #65

**Mark Napier**

## #67

Gilbert Brule  
**Benoit Pouliot**

## #68

**Tyler Pittick**

## #70

**Curtis Hamilton**

## #71

Petr Sykora  
**Lubomir Visnovsky**

## #76

**Bryan Young**

## #77

Tom Gilbert  
**Oscar Klefbom**  
Adam Oates  
Garry Unger

## #78

**Anton Belov**  
Marc-Antoine Pouliot

## #79

**Dillon Simpson**

## #80

**Ilya Bryzgalov**

## #81

**Taylor Fedun**

## #82

**Jordan Oesterle**

## #83

**Matthew Benning**  
Ales Hemsley

## #84

**Oscar Klefbom**

## #85

Petr Klima  
**Martin Marinčin**  
Liam Reddox

## #86

**Nikita Nikitin**

## #87

**David Musil**

## #88

**Brandon Davidson**  
Rob Schremp

## #89

Mike Comrie  
**Sam Gagner**

## #91

Mike Comrie  
**Magnus Paajarvi**

## #93

Petr Nedved  
Ryan Nugent-Hopkins

## #94

**Ryan Smyth**

## #97

**Connor McDavid**

## #98

**Jesse Puljujarvi**

## #99

**Wayne Gretzky**  
(Number was retired on October 1, 1999)



## EDMONTON OILERS CAREER SCORING – 1979-80 TO 2016-17

(Players with 100+ career points with the Oilers)

RK	PLAYER	GP	G	A	PTS	PIM	PPG	SHG	GWG	GTG	HT	ENG
1	Wayne Gretzky	696	583	1086	1669	323	553	125	55	61	2787	20.9
2	Jari Kurri	754	474	569	1043	348	373	107	31	60	2162	21.9
3	Mark Messier	851	392	642	1034	1122	174	89	36	43	2196	17.9
4	Glenn Anderson	845	417	489	906	798	202	126	13	72	2522	16.5
5	Paul Coffey	532	209	460	669	693	275	69	15	18	1624	12.9
6	Ryan Smyth	971	296	335	631	773	-42	126	7	45	2558	11.6
7	Doug Weight	588	157	420	577	445	-48	39	2	17	1405	11.2
8	Ales Hemsky	652	142	335	477	303	-44	40	2	17	1276	11.1
9	Shawn Horcoff	796	162	285	447	511	-38	41	5	25	1300	12.5
10	Esa Tikkanen	522	178	258	436	759	101	36	21	30	1179	15.1
11	Kevin Lowe	1037	74	309	383	1236	240	16	5	11	1097	6.7
12	Jordan Eberle	507	165	217	382	120	-48	41	3	22	1235	13.4
13	Charlie Huddy	694	81	287	368	500	245	25	2	6	1340	6
14	Craig Simpson	419	185	180	365	475	-4	75	0	21	730	25.3
15	Todd Marchant	678	136	207	343	490	28	17	20	18	1453	9.4
16	Craig MacIavish	701	155	176	331	680	7	10	29	25	976	15.9
17	Taylor Hall	381	132	196	328	234	-27	39	0	22	1241	10.6
18	Sam Gagner	481	101	194	295	244	-77	30	1	7	1004	10.1
19	Dave Hunter	653	119	171	290	776	107	2	6	14	945	12.6
20	RYAN NUGENT-HOPKINS	395	95	170	265	122	-42	22	0	13	887	10.7
21	Kelly Buchberger	795	82	158	240	1747	-99	5	12	24	816	10
22	Jason Arnott	286	100	139	239	489	-56	36	1	12	942	10.6
23	Dave Lumley	386	90	140	230	582	58	8	1	15	528	17
24	Mike Krushelnyski	290	95	131	226	213	121	23	1	7	501	19
25	Steve Smith	385	46	172	218	1080	99	15	0	6	552	8.3
26	Petr Klima	274	120	97	217	343	-11	32	1	10	657	18.1
27	Ethan Moreau	653	112	99	211	782	-12	6	17	23	1190	9.4
28	Randy Gregg	453	40	148	188	309	173	3	3	7	462	8.7
29	Janne Niinimaa	399	34	154	188	419	40	16	2	4	625	5.4
30	Dustin Penner	304	94	93	187	189	-11	33	1	13	678	13.7
31	Mike Grier	448	81	102	183	292	30	10	10	11	673	12
32	Ken Linseman	202	58	120	178	394	59	17	6	5	296	19.6
33	Pat Hughes	300	88	83	171	330	29	9	11	10	573	15.4
34	Joe Murphy	222	69	100	169	91	20	16	3	6	435	15.9
35	Jarret Stoll	286	59	106	165	238	-12	26	6	9	657	9
36	Rem Murray	425	73	91	164	123	13	10	8	13	537	13.6
37	Bill Guerin	211	79	82	161	354	23	36	0	7	643	12.3
	Dean McAmmond	303	61	100	161	149	16	19	0	9	490	12.4
39	Boris Mironov	320	42	118	160	444	-36	24	1	7	717	5.9
	Lee Fogolin	586	36	124	160	886	153	0	5	2	580	6.2
41	Tom Gilbert	384	33	125	158	106	-28	11	1	3	472	7
42	Anson Carter	211	69	88	157	68	-7	29	1	11	459	15
43	Zdeno Ciger	204	64	91	155	55	-32	21	0	6	419	15.3
44	Mike Comrie	235	74	80	154	179	-2	0	0	0	11	9.1
45	Fernando Pisani	402	80	73	153	190	5	14	4	6	626	12.8
46	Risto Siltanen	206	38	113	151	104	8	15	1	4	468	8.1
47	Kevin McClelland	428	56	94	150	1298	-5	0	2	8	451	12.4
48	CONNOR MCDAVID	127	46	102	148	44	26	6	1	11	356	12.9
49	Andrew Coglian	328	57	89	146	137	-22	6	3	13	482	11.8
	Steve Staios	573	35	111	146	743	7	4	3	3	787	4.4
51	Brett Callighen	160	56	89	145	132	25	17	0	2	373	15
52	Blair MacDonald	131	65	72	137	33	-8	18	2	7	400	16.3
	Shayne Corson	192	53	84	137	413	-44	22	2	5	466	11.4
	LEON DRAISAITL	191	50	87	137	44	-12	16	0	8	354	14.1
55	Dave Semenko	454	59	77	136	976	20	9	0	8	347	17
56	Marty Reasoner	351	45	76	121	209	-20	10	3	4	456	9.9
57	Raffi Torres	276	67	53	120	239	5	13	0	8	541	12.4
	Martin Gelinas	258	60	60	120	156	9	10	0	5	396	15.2
59	Stan Weir	200	48	66	114	93	-3	5	2	5	242	19.8
60	Jason Smith	542	31	82	113	643	50	1	3	5	653	4.7
61	Matti Hagman	147	41	71	112	34	16	7	0	2	190	21.6
	Mark Napier	175	41	71	112	35	27	6	2	4	254	16.1
63	Nail Yakupov	252	50	61	111	102	-88	16	0	5	521	9.6
	Georges Laraque	490	43	68	111	826	9	3	0	5	395	10.9
	Craig Muni	493	24	87	111	492	153	0	3	3	343	7
66	Andrei Kovalenko	176	51	58	109	139	-23	17	0	7	327	15.6
67	Dave Manson	219	33	75	108	570	-23	16	1	3	594	5.6
68	Tom Poti	285	27	78	105	209	8	11	1	7	480	5.6
69	Jimmy Carson	84	50	53	103	36	1	20	0	5	251	19.9
	Roman Hamrik	196	22	81	103	186	13	12	1	3	464	4.7
71	Josef Beranek	208	42	60	102	108	-9	10	0	4	390	10.8
72	Justin Schultz	248	28	73	101	50	-78	6	0	7	375	7.5
73	Eric Brewer	315	29	71	100	210	-7	12	0	6	538	5.4





## EDMONTON OILERS ALL-TIME NHL ROSTER (SKATERS) – 1979-80 TO 2016-17

PLAYER	JERSEY #	SEASONS	REGULAR SEASON					PLAYOFFS				
			GP	G	A	PTS	PIM	GP	G	A	PTS	PIM
Keith Acton	20, 23	1988-89	72	14	21	35	68	7	2	0	2	16
Will Acton	41	2013-15	33	3	2	5	26	-	-	-	-	-
Greg Adams	25	1989	49	4	5	9	82	-	-	-	-	-
Brad Aitken	24	1991	3	0	1	1	0	-	-	-	-	-
Micah Aivazoff	12	1995	21	0	1	1	2	-	-	-	-	-
Bobby Allen	12	2003	1	0	0	0	0	-	-	-	-	-
Glenn Anderson	9	1981-91, 96	845	417	489	906	798	164	81	102	183	314
Mark Arcobello	62, 26	2012-15	78	11	21	32	20	-	-	-	-	-
Ron Areschenkoff	10	1980	4	0	0	0	0	-	-	-	-	-
Jason Arnott	7	1994-98	286	100	139	239	489	12	3	6	9	18
Dean Arsene	8	2009-10	13	0	0	0	41	-	-	-	-	-
Don Ashby	19	1980-81	24	12	12	24	2	3	0	0	0	0
Keith Aulie	22	2014-15	31	0	1	1	66	-	-	-	-	-
Bryon Baltimore	33	1980	2	0	0	0	4	-	-	-	-	-
Drew Bannister	55	1997-98	35	0	3	3	42	12	0	0	0	30
Cam Barker	13	2011-12	25	2	0	2	23	-	-	-	-	-
Taylor Beck	45	2016	3	0	0	0	4	-	-	-	-	-
John Bednarski	33	1980	1	0	0	0	0	-	-	-	-	-
Bob Beers	2	1994	66	10	27	37	74	-	-	-	-	-
Eric Belanger	20	2011-13	104	4	15	19	42	-	-	-	-	-
Jesse Belanger	12	1997	6	0	0	0	0	-	-	-	-	-
Bruce Bell	36	1990	1	0	0	0	0	-	-	-	-	-
Shawn Belle	45	2010	5	0	0	0	0	-	-	-	-	-
Anton Belov	77	2013-14	57	1	6	7	34	-	-	-	-	-
Adam Bennett	35	1994	48	3	6	9	49	-	-	-	-	-
Brian Benning	19	1993	18	1	7	8	59	-	-	-	-	-
MATTHEW BENNING	83	2016-17	62	3	12	15	29	12	0	3	3	12
Ladislav Benysek	21	1998	2	0	0	0	0	-	-	-	-	-
Josef Beranek	29, 42, 20	1992-93, 1999-2000	208	42	60	102	108	14	2	1	3	4
Drake Berehowsky	15	1998	67	1	6	7	169	12	1	2	3	14
Marc-Andre Bergeron	20, 47	2003-04, 06-07	189	33	55	88	101	19	2	2	4	14
Ken Berry	19, 18	1982, 84	28	4	6	10	19	-	-	-	-	-
Jeff Beukeboom	6	1986-92	284	12	57	69	733	29	1	3	4	50
Wayne Bianchin	15	1980	11	0	0	0	7	-	-	-	-	-
Sebastien Bisaillon	60	2007	2	0	0	0	0	-	-	-	-	-
Mike Bishai	12	2004	14	0	2	2	19	-	-	-	-	-
Tom Bladon	23	1981	1	0	0	0	0	-	-	-	-	-
John Blum	28	1983-84	9	0	4	4	26	-	-	-	-	-
Jason Bonsignore	23, 64	1995-96	21	1	2	3	4	-	-	-	-	-
Dennis Bonvie	43, 36	1995-96, 98	14	0	0	0	74	-	-	-	-	-
Laurie Boschman	14	1982-83	73	10	15	25	220	3	0	1	1	4
Jesse Boulerice	28	2009	2	0	0	0	0	-	-	-	-	-
Jason Bowen	29	1998	4	0	0	0	10	-	-	-	-	-
Curt Brackenbury	15	1981-82	72	2	9	11	165	2	0	0	0	0
Eric Brewer	2	2001-04	315	29	71	100	210	12	2	8	10	8
Kyle Brodziak	15, 23, 51	2006-09	175	26	33	59	60	-	-	-	-	-
Dave Brown	42	1989-91	140	3	12	15	361	26	0	1	1	36
Kevin Brown	42, 10	1999-2000	19	4	2	6	0	1	0	0	0	0
Mike Brown	13	2012-14	35	1	0	1	72	-	-	-	-	-
Sean Brown	8, 23	1997-2002	269	12	23	35	664	4	0	0	0	33
Jeff Brubaker	15	1986	4	1	0	1	12	-	-	-	-	-
Gilbert Brule	67	2009-11	117	26	23	49	91	-	-	-	-	-
Kelly Buchberger	16	1987-99	795	82	158	240	1747	78	9	14	23	116
Sven Butenschon	19	2001-02	21	1	1	2	6	-	-	-	-	-
Ilya Byakin	10	1994	44	8	20	28	30	-	-	-	-	-



PLAYER	JERSEY #	SEASONS	REGULAR SEASON					PLAYOFFS				
			GP	G	A	PTS	PIM	GP	G	A	PTS	PIM
DRAKE CAGGIULA	36	2016-17	60	7	11	18	16	13	3	0	3	25
Brett Callighen	18	1980-82	160	56	89	145	132	14	4	6	10	8
Colin Campbell	6	1980	72	2	11	13	196	3	0	0	0	11
Billy Carroll	20	1985-86	70	8	11	19	22	9	0	0	0	4
Jimmy Carson	12	1989-90	84	50	53	103	36	7	2	1	3	6
Anson Carter	22	2001-03	211	69	88	157	68	6	3	1	4	4
Ron Carter	22	1980	2	0	0	0	0	-	-	-	-	-
Rick Chartraw	6	1984	24	2	6	8	21	1	0	0	0	2
Jason Chimera	20, 28	2001-04	130	19	17	36	93	2	0	2	2	0
Ron Chipperfield	7	1980	67	18	19	37	24	-	-	-	-	-
Taylor Chorney	41	2009-12	59	1	6	7	16	-	-	-	-	-
Jeff Chychrun	20	1994	2	0	0	0	0	-	-	-	-	-
Jozef Cierny	20	1994	1	0	0	0	0	-	-	-	-	-
Zdeno Ciger	8	1993-96	204	64	91	155	55	-	-	-	-	-
Dean Clark	6	1984	1	0	0	0	0	-	-	-	-	-
Daniel Cleary	37, 7	2000-03	220	31	55	86	127	10	1	2	3	10
Adam Clendening	27	2015-16	20	1	5	6	10	-	-	-	-	-
Glen Cochrane	34	1989	12	0	0	0	52	-	-	-	-	-
Paul Coffey	7	1981-87	532	209	460	669	693	94	36	67	103	167
Andrew Coglian	13	2008-11	328	57	89	146	137	-	-	-	-	-
Erik Cole	26	2009	63	16	11	27	63	-	-	-	-	-
Paul Comrie	47	2000	15	1	2	3	4	-	-	-	-	-
Mike Comrie	89, 91	2001-03, 09-10	235	74	80	154	179	12	2	2	4	10
Pat Conacher	15	1984	45	2	8	10	31	3	1	0	1	2
Cam Connor	17	1980	38	7	13	20	136	-	-	-	-	-
Philippe Cornet	51	2012	2	0	1	1	0	-	-	-	-	-
Shayne Corson	21, 9	1993-95	192	53	84	137	413	-	-	-	-	-
Patrick Cote	29	2001	6	0	0	0	18	-	-	-	-	-
Ray Cote	14	1983-85	15	0	0	0	4	14	3	2	5	4
Geoff Courttnall	15	1988	12	4	4	8	15	19	0	3	3	23
Adam Cracknell	22	2015-16	8	0	0	0	6	-	-	-	-	-
Cory Cross	23	2003-04, 06	113	11	20	31	102	6	0	1	1	20
Dan Currie	15, 24, 23, 26	1991-93	17	1	0	1	6	-	-	-	-	-
Mariusz Czerkawski	10, 21	1996-97	113	38	38	76	24	12	2	1	3	10
Vincent Damphousse	21	1992	80	38	51	89	53	16	6	8	14	8
Brandon Davidson	88	2014-16	91	5	8	13	36	-	-	-	-	-
Greg De Vries	25, 5	1996-98	115	8	9	17	144	19	0	1	1	29
Louie Debrusk	29	1992-97	228	19	12	31	797	6	0	0	0	4
David Desharnais	13	2017	18	2	2	4	6	13	1	3	4	0
Boyd Devereaux	19	1998-2000	175	15	31	46	49	1	0	0	0	0
Bobby Dollas	6	1998	30	2	6	8	49	11	0	0	0	16
Dave Donnelly	34	1988	4	0	0	0	4	-	-	-	-	-
Jiri Dopita	33	2003	21	1	5	6	11	-	-	-	-	-
Jim Dowd	36	1999-2000	70	5	18	23	45	5	2	1	3	4
LEON DRAISAITL	29	2014-16	191	50	87	137	44	13	6	10	16	19
Peter Driscoll	24	1980-81	60	3	8	11	97	3	0	0	0	0
Donald Dufresne	34	1996-97	64	1	7	8	31	3	0	0	0	0
Radek Dvorak	20	2003-04, 06	154	27	59	86	66	20	1	2	3	4
Steve Dykstra	20	1988	15	2	3	5	39	-	-	-	-	-
Ben Eager	55	2011-14	84	9	17	26	134	-	-	-	-	-
Jordan Eberle	14	2010-17	507	165	217	382	120	13	0	2	2	2
Todd Elik	24, 27	1993-94	18	1	9	10	14	-	-	-	-	-
Jim Ennis	2	1988	5	1	0	1	10	-	-	-	-	-
Peter Eriksson	26	1990	20	3	3	6	24	-	-	-	-	-
Len Esau	34	1995	14	0	6	6	15	-	-	-	-	-



PLAYER	JERSEY #	SEASONS	REGULAR SEASON					PLAYOFFS				
			GP	G	A	PTS	PIM	GP	G	A	PTS	PIM
Pat Falloon	10	1999-2000	115	22	36	58	24	4	0	1	1	4
MARK FAYNE	5	2014-17	147	4	13	17	32	-	-	-	-	-
Taylor Fedun	81	2013-14	4	2	0	2	0	-	-	-	-	-
Andrew Ference	21	2013-16	147	6	26	32	108	-	-	-	-	-
Scott Ferguson	40, 32	1998,2001-04	201	7	13	20	288	11	0	0	0	8
Chris Ferraro	38	1999	2	1	0	1	0	-	-	-	-	-
Mark Fistric	45	2012-13	25	0	6	6	32	-	-	-	-	-
Bill Flett	19	1980	20	5	2	7	2	-	-	-	-	-
Lee Fogolin	2	1980-87	586	36	124	160	886	78	5	13	18	118
Mike Forbes	23, 26	1980,82	18	1	7	8	26	-	-	-	-	-
Kurtis Foster	26	2010-11	74	8	14	22	45	-	-	-	-	-
Nick Fotiu	32	1989	1	0	0	0	0	-	-	-	-	-
Colin Fraser	16	2010-11	67	3	2	5	60	-	-	-	-	-
Iain Fraser	38	1995	9	3	0	3	0	-	-	-	-	-
Mark Fraser	5	2013-14	23	1	0	1	43	-	-	-	-	-
Matt Fraser	28	2014-15	36	5	4	9	10	-	-	-	-	-
Scott Fraser	18	1998	29	12	11	23	6	11	1	1	2	0
Doug Friedman	8	1998	16	0	0	0	20	-	-	-	-	-
Miroslav Frycer	15	1989	14	5	5	10	18	-	-	-	-	-
Sam Gagner	89	2008-14	481	101	194	295	244	-	-	-	-	-
Danny Gare	19, 18	1987	18	1	3	4	6	-	-	-	-	-
Luke Gazdic	20	2013-16	136	5	3	8	194	-	-	-	-	-
Martin Gelinias	20, 7	1989-1993	258	60	60	120	156	53	6	12	18	41
Tom Gilbert	77	2007-12	384	33	125	158	106	-	-	-	-	-
Brent Gilchrist	41	1993	60	10	10	20	47	-	-	-	-	-
Alexandre Giroux	12	2011	8	1	1	2	2	-	-	-	-	-
Curtis Glencross	20	2008	26	9	4	13	28	-	-	-	-	-
Brian Glynn	6	1992-93	89	6	18	24	66	16	4	1	5	12
Boyd Gordon	27	2013-15	142	14	20	34	37	-	-	-	-	-
Tom Gorence	26	1984	12	1	1	2	0	-	-	-	-	-
Adam Graves	12	1990-91	139	16	30	46	250	40	7	10	17	39
Steve Graves	8, 15	1984,87-88	35	5	4	9	10	-	-	-	-	-
Denis Grebeshkov	37	2008-10,14	197	16	61	77	88	-	-	-	-	-
Josh Green	12	2001-03, 11-12	88	11	8	19	71	3	0	0	0	0
Matt Greene	32, 2	2006-08	151	1	12	13	205	18	0	1	1	34
Randy Gregg	21	1982-90	453	40	148	188	309	130	13	39	52	128
Wayne Gretzky	99	1980-88	696	583	1086	1669	323	120	81	171	252	56
Mike Grier	25	1997-2002	448	81	102	183	292	34	6	4	10	31
Brent Grieve	34	1994	24	13	5	18	14	-	-	-	-	-
ERIC GRYBA	62	2015-17	93	3	9	12	140	3	0	0	0	4
Bill Guerin	9	1998-2001	211	79	82	161	354	20	10	5	15	28
Kari Haakana	29	2003	13	0	0	0	4	-	-	-	-	-
David Haas	15, 26	1991	5	1	0	1	0	-	-	-	-	-
Marc Habscheid	23	1982-85	74	10	16	26	26	-	-	-	-	-
Matti Hagman	10	1981-82	147	41	71	112	34	12	5	1	6	6
Chris Hajt	19	2001	1	0	0	0	0	-	-	-	-	-
Taylor Hall	4	2010-16	381	132	196	328	234	-	-	-	-	-
Doug Halward	37	1989	24	0	7	7	25	2	0	0	0	0
Al Hamilton	3	1980	31	4	15	19	20	1	0	0	0	0
Curtis Hamilton	70	2014-15	1	0	0	0	5	-	-	-	-	-
Ryan Hamilton	48	2013-15	18	1	1	2	6	-	-	-	-	-
Ken Hammond	26	1989	5	0	1	1	8	-	-	-	-	-
Roman Hamrlik	22	1998-00	196	22	81	103	186	20	0	7	7	18
Dave Hannan	12	1988	51	9	11	20	43	12	1	1	2	8
Jim Harrison	9	1980	3	0	0	0	0	-	-	-	-	-
Teemu Hartikainen	56	2011-13	52	6	7	13	16	-	-	-	-	-



PLAYER	JERSEY #	SEASONS	REGULAR SEASON					PLAYOFFS				
			GP	G	A	PTS	PIM	GP	G	A	PTS	PIM
Todd Harvey	13	2006	63	5	2	7	32	10	1	1	2	4
Brett Hauer	5, 2	1996, 2000	34	4	4	8	32	-	-	-	-	-
Greg Hawgood	23, 15, 34	1991-93	55	7	25	32	63	13	0	3	3	23
Jochen Hecht	20	2002	82	16	24	40	60	-	-	-	-	-
Jan Hejda	25	2007	39	1	8	9	20	-	-	-	-	-
Ales Hemsky	83	2003-14	652	142	335	477	303	30	6	11	17	14
Matt Hendricks	23	2013-17	214	20	18	38	245	-	-	-	-	-
Alex Henry	55	2003	3	0	0	0	0	-	-	-	-	-
Ian Herbers	6	1994	22	0	2	2	32	-	-	-	-	-
Doug Hicks	5	1980-82	186	17	67	84	183	12	1	1	2	6
Dean Hopkins	34	1986	1	0	0	0	0	-	-	-	-	-
Roman Horak	12	2013-14	2	1	0	1	0	-	-	-	-	-
Shawn Horcoff	36, 10	2001-04, 06-13	796	162	285	447	511	35	10	13	23	18
Darcy Hordichuk	16	2011-13	47	1	2	3	66	-	-	-	-	-
Tony Hrkac	20	1998	36	8	11	19	20	12	0	3	3	2
Bill Huard	28	1998-99	33	0	1	1	72	4	0	0	0	2
Charlie Huddy	22	1981-91	694	81	287	368	500	138	16	61	77	104
Mike Hudson	20	1993	5	0	1	1	2	-	-	-	-	-
John Hughes	6	1981	18	0	3	3	30	-	-	-	-	-
Pat Hughes	16	1981-85	300	88	83	171	330	55	7	17	24	40
Joe Hulbig	15, 12	1997-99	24	2	2	4	4	6	0	1	1	2
Brad Hunt	59, 24	2013-16	21	1	2	3	2	-	-	-	-	-
Dave Hunter	12, 37, 27	1980-89	653	119	171	290	776	105	16	24	40	209
Ralph Intrantuovo	36, 27, 9	1995-97	19	2	4	6	4	-	-	-	-	-
Brad Isbister	15	2003-04	64	13	10	23	63	6	0	1	1	12
Kim Issel	27, 33	1989	4	0	0	0	0	-	-	-	-	-
Don Jackson	25, 29	1982-86	266	15	45	60	508	52	4	5	9	152
Jean-Francois Jacques	41, 22	2006-11	160	9	8	17	185	-	-	-	-	-
Risto Jalo	13	1986	3	0	3	3	0	-	-	-	-	-
Kari Jalonen	8	1984	3	0	0	0	0	-	-	-	-	-
Jesse Joensuu	6	2013-14	62	5	4	9	30	-	-	-	-	-
Aaron Johnson	2	2010	19	4	6	10	35	-	-	-	-	-
Ryan Jones	28	2010-14	247	40	32	72	141	-	-	-	-	-
Tomas Jonsson	23	1989	20	1	10	11	22	4	2	0	2	6
Chris Joseph	2	1988-94	154	12	39	51	205	5	1	3	4	2
ZACK KASSIAN	44	2015-17	115	10	22	32	215	13	3	0	3	27
Steve Kelly	10	1997-98	27	1	2	3	14	6	0	0	0	2
Dean Kennedy	32	1995	40	2	8	10	25	-	-	-	-	-
Alexander Kerch	34	1994	5	0	0	0	2	-	-	-	-	-
Reg Kerr	25, 8	1984	3	0	0	0	0	-	-	-	-	-
JUJHAR KHAIRA	54	2015-17	25	1	2	3	15	-	-	-	-	-
Chad Kilger	15	1999-2001	87	9	5	14	39	7	0	0	0	4
OSCAR KLEFBOM	84, 77	2013-17	189	19	54	73	16	12	2	3	5	0
Petr Klima	85	1990-93, 97	274	120	97	217	343	60	13	10	23	36
Rob Klinkhammer	12	2014-16	54	2	2	4	29	-	-	-	-	-
Krys Kolanos	25, 12	2006	6	0	0	0	2	-	-	-	-	-
Lauri Korpi Koski	28	2015-16	71	10	12	22	10	-	-	-	-	-
Ales Kotalik	21	2009	19	7	4	11	6	-	-	-	-	-
Andrei Kovalenko	51	1997-99	176	51	58	109	139	13	4	3	7	8
Igor Kravchuk	21	1993-96	160	27	61	88	57	-	-	-	-	-
Mike Krushelnyski	26	1985-88	290	95	131	226	213	68	16	23	39	68
Stu Kulak	8	1987	23	3	1	4	41	-	-	-	-	-
Jari Kurri	17	1981-90	754	474	569	1043	348	146	92	110	202	101
Milan Kytnar	64	2012	1	0	0	0	0	-	-	-	-	-



PLAYER	JERSEY #	SEASONS	REGULAR SEASON					PLAYOFFS				
			GP	G	A	PTS	PIM	GP	G	A	PTS	PIM
Normand Lacombe	19	1987-90	133	30	22	52	116	26	5	1	6	49
Dan LaCouture	15,33	1999-2001	45	2	4	6	39	1	0	0	0	0
Daniel Lacroix	21	1999	4	0	0	0	13	-	-	-	-	-
Christian Laflamme	24	1999-2000	61	0	6	6	32	4	0	1	1	2
Marc Laforge	20	1994	5	0	0	0	21	-	-	-	-	-
Mark Lamb	18,7	1988-92	176	24	54	78	127	59	7	19	26	40
Anton Lander	57, 51	2011-17	215	10	25	35	56	-	-	-	-	-
Georges Laraque	27	1998-2004, 06	490	43	68	111	826	36	3	6	9	64
Garry Lariviere	6	1981-83	92	1	25	26	61	14	0	5	5	6
Philip Larsen	36	2013-14	30	3	9	12	8	-	-	-	-	-
Reed Larson	27	1989	10	2	7	9	15	-	-	-	-	-
ADAM LARSSON	6	2016-17	79	4	15	19	55	13	2	4	6	4
John LeBlanc	8	1989	2	1	0	1	0	1	0	0	0	0
Tommy Lehmann	23	1990	1	0	0	0	0	-	-	-	-	-
Moe Lemay	23	1987-88	14	1	2	3	38	9	2	1	3	11
Francois Leroux	35	1989-93	11	0	3	3	11	-	-	-	-	-
MARK LETESTU	55	2015-17	160	26	34	60	27	13	5	6	11	2
Mats Lindgren	14	1997-99	199	29	39	68	76	24	1	5	6	10
Fredrik Lindquist	7	1999	8	0	0	0	2	-	-	-	-	-
Willy Lindstrom	19	1983-85	163	40	41	81	58	53	12	17	29	22
Charles Linglet	36	2009-10	5	0	0	0	2	-	-	-	-	-
Ken Linseman	13	1983-84, 91	202	58	120	178	394	37	16	13	29	87
Kevin Lowe	4	1980-92, 97-98	1037	74	309	383	1236	172	9	43	52	156
MILAN LUCIC	27	2016-17	82	23	27	50	50	13	2	4	6	20
Dave Lumley	20,8	1980-87	386	90	140	230	582	61	6	8	14	131
Mikko Luoma	26	2004	3	0	1	1	0	-	-	-	-	-
Joffrey Lupul	15	2007	81	16	12	28	45	-	-	-	-	-
Doug Lynch	44	2004	2	0	0	0	0	-	-	-	-	-
Blair MacDonald	14	1980-81	131	65	72	137	33	3	0	3	3	0
Steve MacIntyre	33	2009-11	60	2	1	3	140	-	-	-	-	-
Norm Maciver	36	1990-92	79	8	39	47	65	31	1	6	7	18
Craig MacTavish	14	1986-94	701	155	176	331	680	113	13	24	37	143
Kari Makkonen	9	1980	9	2	2	4	0	-	-	-	-	-
David Maley	12	1992-93	36	4	7	11	75	10	1	1	2	4
Troy Mallette	12	1992	15	1	3	4	36	-	-	-	-	-
Kirk Maltby	18	1994-96	164	21	17	38	184	-	-	-	-	-
Kent Manderville	19	1996	37	3	5	8	38	-	-	-	-	-
Dave Manson	23, 24	1992-94	219	33	75	108	570	16	3	9	12	44
Moe Mantha	20	1988	25	0	6	6	26	-	-	-	-	-
Todd Marchant	36, 26	1994-2003	678	136	207	343	490	43	7	6	13	42
Bryan Marchment	24	1995-98	216	7	37	44	576	3	0	0	0	4
Martin Marincin	85	2013-15	85	1	10	11	32	-	-	-	-	-
Gord Mark	34, 32, 6	1994-95	30	0	3	3	78	-	-	-	-	-
PATRICK MAROON	19	2015-17	97	35	21	56	129	13	3	5	8	28
Terry Martin	18	1985	4	0	2	2	0	-	-	-	-	-
Darcy Martini	34	1994	2	0	0	0	0	-	-	-	-	-
Alan May	32	1989	3	1	0	1	7	-	-	-	-	-
Dean McAmmond	37	1994-99	303	61	100	161	149	12	1	4	5	12
Kevin McClelland	24	1984-90	428	56	94	150	1298	93	10	17	27	276
CONNOR MCDAVID	97	2015-17	127	46	102	148	44	13	5	4	9	2
Colin McDonald	57	2009	2	1	0	1	0	-	-	-	-	-
Bill McDougall	41	1994	4	2	1	3	4	-	-	-	-	-
Ryan McGill	34	1995	8	0	0	0	8	-	-	-	-	-
Dan McGillis	18, 23, 33	1997-98	140	16	31	47	126	12	0	5	5	24
Tom McMurphy	37	1988	9	4	1	5	8	-	-	-	-	-
Marty McSorley	33	1986-88, 99	206	24	36	60	768	48	4	8	12	184
Scott Mellanby	27	1992-93	149	38	44	82	344	16	2	1	3	29



PLAYER	JERSEY #	SEASONS	REGULAR SEASON					PLAYOFFS				
			GP	G	A	PTS	PIM	GP	G	A	PTS	PIM
Larry Melnyk	28	1984-86	34	2	14	16	36	18	1	5	6	28
Mark Messier	11	1980-91	851	392	642	1034	1122	166	80	135	215	175
Scott Metcalfe	20, 34	1988	2	0	0	0	0	-	-	-	-	-
Max Middendorf	26	1991	3	1	0	1	2	-	-	-	-	-
Alexei Mikhnov	8	2007	2	0	0	0	0	-	-	-	-	-
Craig Millar	35, 32	1997-99	36	4	2	6	29	-	-	-	-	-
Andrew Miller	58	2014-16	15	1	5	6	0	-	-	-	-	-
Chris Minard	39	2009-10	5	0	1	1	0	-	-	-	-	-
John Miner	8	1988	14	2	3	5	16	-	-	-	-	-
Boris Mironov	20, 2	1994-99	320	42	118	160	444	24	5	11	16	43
Mike Moller	15, 25	1986-87	7	2	1	3	0	-	-	-	-	-
Barrie Moore	18, 20	1997	4	0	0	0	0	-	-	-	-	-
Ethan Moreau	18	1999-2004, 06-10	653	112	99	211	782	40	2	6	8	43
Johan Motin	58	2010	1	0	0	0	0	-	-	-	-	-
Bryan Muir	35, 6	1996-98	12	0	0	0	23	5	0	0	0	4
Craig Muni	28	1987-93	493	24	87	111	492	83	0	15	15	94
Don Murdoch	47	1980-81	50	15	11	26	22	3	2	0	2	0
Joe Murphy	8	1990-92	222	69	100	169	91	53	16	29	45	42
Rem Murray	17, 16, 22	1997-2002, 06	425	73	91	164	123	62	5	12	17	18
David Musil	87	2015-17	4	0	2	2	2	-	-	-	-	-
Frantisek Musil	8	1998-2001	69	1	7	8	46	8	0	0	0	8
Don Nachbaur	26	1983	4	0	0	0	17	2	0	0	0	7
Mark Napier	18, 65	1985-87	175	41	71	112	35	28	6	9	15	7
Petr Nedved	93	2004, 06	35	7	20	27	32	-	-	-	-	-
Lance Nethery	28	1982	3	0	2	2	2	-	-	-	-	-
Dan Newman	16	1980	10	3	1	4	0	-	-	-	-	-
Bernie Nicholls	9	1992-93	95	28	61	89	80	16	8	11	19	25
Janne Niinimaa	24, 44	1998-2003	399	34	154	188	419	26	1	5	6	22
Nikita Nikitin	86	2014-16	53	4	7	11	20	-	-	-	-	-
Kent Nilsson	15, 14	1987, 95	23	6	12	18	4	21	6	13	19	6
Robert Nilsson	12	2007-10	199	31	67	98	64	-	-	-	-	-
Jeff Norton	6	1996-97	92	6	27	33	58	-	-	-	-	-
RYAN NUGENT-HOPKINS	93	2011-17	395	95	170	265	122	13	0	4	4	2
DARNELL NURSE	25	2014-17	115	8	13	21	93	13	0	2	2	6
Ryan O'Marra	42	2009-11	31	1	6	7	17	-	-	-	-	-
Patrick O'Sullivan	19	2009-10	92	13	27	40	34	-	-	-	-	-
Adam Oates	77	2004	60	2	16	18	8	-	-	-	-	-
Selmar Odelein	16, 36	1986-89	18	0	2	2	35	-	-	-	-	-
Jordan Oesterle	82	2014-17	25	0	6	6	0	-	-	-	-	-
Roman Oksuita	28	1994-95	36	12	4	16	12	-	-	-	-	-
Fredrik Olausson	15	1994-96	108	9	35	44	54	-	-	-	-	-
David Oliver	20	1995-97	141	37	35	72	58	-	-	-	-	-
Linus Omark	23	2010-12, 14	66	8	22	30	34	-	-	-	-	-
Magnus Pajaarvi	91	2010-13	163	26	32	58	34	-	-	-	-	-
IIRO PAKARINEN	26, 62	2014-17	94	8	12	20	12	1	0	0	0	0
Adam Pardy	6	2015-16	9	0	3	3	6	-	-	-	-	-
Scott Pearson	33	1994-95	100	20	22	42	219	-	-	-	-	-
Michael Peca	37	2006	71	9	14	23	56	24	6	5	11	20
Theo Peckham	49, 24	2008-13	160	4	13	17	388	-	-	-	-	-
Dustin Penner	27	2008-11	304	94	93	187	189	-	-	-	-	-
David Perron	57	2013-15	116	33	43	76	110	-	-	-	-	-
Toby Petersen	45, 20	2006-07	64	6	9	15	4	2	1	0	1	0
Richard Petiot	37	2010	2	0	0	0	2	-	-	-	-	-
Michel Petit	8	1997	18	2	4	6	20	-	-	-	-	-
Lennart Petrell	37	2011-13	95	7	11	18	49	-	-	-	-	-



PLAYER	JERSEY #	SEASONS	REGULAR SEASON					PLAYOFFS				
			GP	G	A	PTS	PIM	GP	G	A	PTS	PIM
Jeff Petry	58, 2	2010-15	295	17	57	74	139	-	-	-	-	-
Michel Picard	12	2000	2	0	0	0	2	-	-	-	-	-
Steve Pinizzotto	13	2013-15	24	2	4	6	45	-	-	-	-	-
Ales Pisa	45, 8	2002-03	50	1	3	4	26	-	-	-	-	-
Fernando Pisani	34	2003-04, 06-10	402	80	73	153	190	30	15	4	19	12
Joni Pitkanen	25	2008	63	8	18	26	56	-	-	-	-	-
Tyler Pitlick	68, 15	2013-17	58	11	3	14	10	-	-	-	-	-
Domenic Pittis	14	2001-02	69	4	11	15	57	3	0	0	0	2
Alex Plante	48	2010-12	10	0	2	2	15	-	-	-	-	-
Jim Playfair	5, 29	1984	2	1	1	2	2	-	-	-	-	-
Walt Poddubny	14	1982	4	0	0	0	0	-	-	-	-	-
Shjon Podein	26	1993-94	68	16	11	27	33	-	-	-	-	-
Paul Poupel	22	1980	10	0	0	0	0	-	-	-	-	-
Tom Poti	5	1999-2002	285	27	78	105	209	15	0	4	4	4
Corey Potter	44	2011-14	111	7	23	30	51	-	-	-	-	-
Ryan Potulny	21, 16	2009-10	72	15	20	35	28	-	-	-	-	-
Benoit Pouliot	67	2014-17	180	41	43	84	92	13	0	0	0	4
Marc-Antoine Pouliot	36, 78	2006-10	176	21	32	53	74	-	-	-	-	-
Jaroslav Pouzar	10, 20	1983-85, 87	186	34	48	82	135	29	6	4	10	16
Pat Price	26	1980-81	134	19	45	64	327	3	0	0	0	11
Chris Pronger	44	2006	80	12	44	56	74	24	5	16	21	26
JESSE PULJUJARVI	98	2016-17	28	1	7	8	10	-	-	-	-	-
Teddy Purcell	16	2014-16	143	23	43	66	34	-	-	-	-	-
Marty Reasoner	15, 19	2002-04, 06-08	351	45	76	121	209	6	1	0	1	2
Liam Reddox	85	2008-10	100	6	18	24	34	-	-	-	-	-
Craig Redmond	26	1989	21	3	10	13	12	-	-	-	-	-
Griffin Reinhart	8	2015-17	29	0	1	1	20	1	0	1	1	0
Todd Reiden	46	1999	17	2	3	5	20	-	-	-	-	-
Steve Rice	15, 12	1992-94	94	19	20	39	66	-	-	-	-	-
Luke Richardson	22	1992-97	436	13	65	78	630	28	0	7	7	59
Michel Riesen	34	2001	12	0	1	1	4	-	-	-	-	-
Jani Rita	46, 14, 22	2002-04, 06	36	6	1	7	6	-	-	-	-	-
David Roberts	15	1996	6	2	4	6	6	-	-	-	-	-
Bert Robertsson	14	2000	52	0	4	4	34	5	0	0	0	0
Bryan Rodney	19	2012	1	0	0	0	0	-	-	-	-	-
Mike Rogers	19	1986	8	1	0	1	0	-	-	-	-	-
Tom Roulston	23, 24	1981-84	137	36	32	68	64	21	2	2	4	2
Allan Rourke	52	2008	13	0	0	0	5	-	-	-	-	-
Derek Roy	8	2015	46	11	11	22	22	-	-	-	-	-
Mathieu Roy	12, 36	2006-08	30	2	1	3	57	-	-	-	-	-
Martin Rucinsky	23	1992	2	0	0	0	0	-	-	-	-	-
Reijo Ruotsalainen	29, 26	1987, 90	26	6	15	21	12	43	4	16	20	22
KRIS RUSELL	4	2016-17	68	1	12	13	23	13	0	4	4	4
Vladimir Ruzicka	29	1990	25	11	6	17	10	-	-	-	-	-
Tony Salmelainen	42	2004	13	0	1	1	4	-	-	-	-	-
Sergei Samsonov	12	2006	19	5	11	16	6	24	4	11	15	14
Geoff Sanderson	8	2008	41	3	10	13	16	-	-	-	-	-
Terran Sandwith	38	1998	8	0	0	0	6	-	-	-	-	-
Peter Sarno	33	2004	6	1	0	1	2	-	-	-	-	-
Miroslav Satan	32, 18	1996-97	126	35	28	63	44	-	-	-	-	-
Bobby Schmautz	16	1980	29	8	8	16	20	-	-	-	-	-
Rob Schremp	44, 88	2007-09	7	0	3	3	2	-	-	-	-	-
Justin Schultz	19	2012-16	248	28	73	101	50	-	-	-	-	-
Nick Schultz	15	2011-14	128	1	16	17	58	-	-	-	-	-
ANDREJ SEKERA	2	2015-17	161	14	51	65	30	11	1	2	3	2
Alexander Selivanov	28, 29	1999-2000	96	35	26	61	70	7	0	1	1	10



PLAYER	JERSEY #	SEASONS	REGULAR SEASON					PLAYOFFS				
			GP	G	A	PTS	PIM	GP	G	A	PTS	PIM
Dave Semenko	27	1980-87	454	59	77	136	976	69	6	6	12	193
Alexei Semenov	5	2003-04, 06	103	4	10	14	107	6	0	0	0	0
Anatoli Semenov	19	1990-92	116	35	38	73	42	22	6	6	12	12
Tim Sestito	62	2009	1	0	0	0	0	-	-	-	-	-
David Shaw	26	1992	12	1	1	2	8	-	-	-	-	-
Gord Sherven	8, 28	1984-86	44	11	8	19	14	-	-	-	-	-
Ron Shudra	27	1988	10	0	5	5	6	-	-	-	-	-
Risto Siltanen	8	1980-82	206	38	113	151	104	16	5	2	7	20
Trevor Sim	15	1990	3	0	1	1	2	-	-	-	-	-
Craig Simpson	18	1988-93	419	185	180	365	475	67	36	32	68	56
DILLON SIMPSON	79	2016	3	0	0	0	2	-	-	-	-	-
Jiri Slegr	28	1995-96	69	5	18	23	88	-	-	-	-	-
ANTON SLEPYSHEV	42	2015-17	52	4	7	11	6	12	3	0	3	4
Ladislav Smid	5	2007-14	474	11	54	65	391	-	-	-	-	-
Dan Smith	6	2006	7	0	0	0	7	-	-	-	-	-
Doug Smith	8	1989	19	1	1	2	9	-	-	-	-	-
Geoff Smith	25	1990-94	306	11	56	67	192	12	0	1	1	6
Jason Smith	21	1999-2004, 06-07	542	31	82	113	643	45	1	8	9	49
Steve Smith	5	1985-91	385	46	172	218	1080	87	10	29	39	216
Jerred Smithson	52	2012-13	10	1	0	1	2	-	-	-	-	-
Ryan Smyth	10, 94	1995-2004, 06-07, 11-14	296	335	631	773	773	68	22	21	43	76
Ken Solheim	28	1986	6	1	0	1	5	-	-	-	-	-
Roy Sommer	28	1981	3	1	0	1	7	-	-	-	-	-
Sheldon Souray	44	2008-10	144	30	46	76	199	-	-	-	-	-
Jaroslav Spacek	6	2006	31	5	14	19	24	24	3	11	14	24
Tomas Srsen	15	1991	2	0	0	0	0	-	-	-	-	-
Steve Staios	24	2002-04, 06-10	573	35	111	146	743	30	1	5	6	32
Nick Stajduhar	23	1996	2	0	0	0	4	-	-	-	-	-
Mike Stapleton	28, 25	1994-95	69	11	20	31	49	-	-	-	-	-
Yan Stastny	42	2006	3	0	0	0	0	-	-	-	-	-
Jarret Stoll	36, 16	2003-04, 06-08	286	59	106	165	238	24	4	6	10	24
Ryan Stone	32	2009-10	27	0	6	6	48	-	-	-	-	-
Zack Stortini	46	2007-11	256	14	27	41	718	-	-	-	-	-
Jason Strudwick	43	2009-11	186	2	10	12	133	-	-	-	-	-
Todd Strueby	28, 25, 26	1982-84	5	0	1	1	2	-	-	-	-	-
Raimo Summanen	25	1984-87	132	30	33	63	33	10	2	5	7	0
Andy Sutton	25	2011-12	52	3	7	10	80	-	-	-	-	-
Ken Sutton	40, 6	1995-96	44	3	9	12	51	-	-	-	-	-
Brian Swanson	37	2001-03	68	4	12	16	16	-	-	-	-	-
Petr Sykora	71	2007	82	22	31	53	40	-	-	-	-	-
Danny Syvret	28, 40	2006-07	26	0	1	1	12	-	-	-	-	-
Dick Tarnstrom	23	2006, 08	51	2	7	9	64	12	0	2	2	10
Colten Teubert	33	2011-12	24	0	1	1	25	-	-	-	-	-
Patrick Thoresen	28	2007-08	85	6	13	19	58	-	-	-	-	-
Scott Thornton	17, 15	1992-96	209	23	30	53	385	1	0	0	0	0
Alex Tiley	15	1980	5	0	0	0	8	-	-	-	-	-
Esa Tikkanen	14, 10	1985-93	522	178	258	436	759	114	51	46	97	173
German Titov	13	2000	7	0	4	4	4	5	1	1	2	0
Daniel Tjarnqvist	29	2007	37	3	12	15	30	-	-	-	-	-
Mike Toal	25	1980	3	0	0	0	0	-	-	-	-	-
Kevin Todd	15	1993	25	4	9	13	10	-	-	-	-	-
Raffi Torres	14	2004, 06-08	276	67	53	120	239	22	4	7	11	16
Marko Tuomainen	33	1995	4	0	0	0	0	-	-	-	-	-
Igor Ulanov	2, 55	2000-01, 04, 06	160	11	42	53	157	11	0	0	0	10
Garry Unger	77	1981-83	75	9	13	22	83	13	1	0	1	25





PLAYER	JERSEY #	SEASONS	REGULAR SEASON					PLAYOFFS				
			GP	G	A	PTS	PIM	GP	G	A	PTS	PIM
Shaun Van Allen	26, 20	1991, 93	23	1	4	5	6	-	-	-	-	-
Wayne Van Dorp	8	1987	3	0	0	0	25	3	0	0	0	2
Jim Vandermeer	2	2010-11	62	2	12	14	74	-	-	-	-	-
Chris Vandevelde	54	2011-13	28	1	2	3	18	-	-	-	-	-
Lubomir Visnovsky	71	2009	107	18	45	63	46	-	-	-	-	-
Vladimir Vorobiev	34	1999	2	2	0	2	2	1	0	0	0	0
Vladimir Vujtek	23	1993-94	70	5	25	30	22	-	-	-	-	-
Igor Vyazmikin	29	1991	4	1	0	1	0	-	-	-	-	-
Mike Ware	34	1989-90	5	0	1	1	15	-	-	-	-	-
Mike Watt	9	1998	14	1	2	3	4	-	-	-	-	-
Doug Weight	42, 39	1993-2001	588	157	420	577	445	39	10	23	33	58
Stan Weir	21	1980-82	200	48	66	114	93	8	0	0	0	4
Brad Werenka	36, 5	1993-94	42	5	7	12	38	-	-	-	-	-
Peter White	27	1994-96	61	10	12	22	2	-	-	-	-	-
Ray Whitney	8	1998	9	1	3	4	0	-	-	-	-	-
Ryan Whitney	6	2010-12	139	12	59	71	94	-	-	-	-	-
Jim Wiemer	23, 32	1988	12	1	2	3	15	2	0	0	0	2
Brad Winchester	26	2006-07	78	4	6	10	107	10	1	2	3	4
Tyler Wright	19, 12	1993-96	41	3	1	4	70	-	-	-	-	-
Bogdan Yakimov	36	2014	1	0	0	0	0	-	-	-	-	-
Nail Yakupov	64, 10	2012-16	252	50	61	111	102	-	-	-	-	-
Mike York	16	2002-04	144	40	57	97	25	6	0	2	2	2
Bryan Young	76	2007-08	17	0	0	0	10	-	-	-	-	-
Brad Zavisha	20	1994	2	0	0	0	0	-	-	-	-	-
Valeri Zelepukin	21	1998	33	2	10	12	57	8	1	2	3	2
Sergei Zholtok	34	2001	37	4	16	20	22	3	0	0	0	0



## EDMONTON OILERS ALL-TIME NHL ROSTER (GOALTENDERS) – 1979-80 TO 2016-17

NAME	#	SEASONS	REGULAR SEASON													PLAYOFFS												
			GP	MIN	GA	GAA	SOG	SV%	W	L	T/OTL	A	PIM	SO	SVS	A	PIM	GP	MIN	GA	GAA	SOG	SV%	W	L	A	PIM	
Richard Bachman	30, 32	2013-15	10	456	22	2.89	251	0.912	3	4	1	0	0	1	229	0	0	-	-	-	-	-	-	-	-	-	-	
Marco Baron	33	1985	1	33	2	3.64	9	0.778	0	1	0	0	0	0	0	0	0	-	-	-	-	-	-	-	-	-		
Fred Brathwaite	31, 40	1994-96	40	1876	110	3.52	955	0.885	5	17	4	0	2	0	845	0	2	-	-	-	-	-	-	-	-	-		
LAURENT BROSSOIT	1	2015-17	14	692	31	2.69	346	0.91	4	6	1	0	0	0	315	0	0	1	28	2	4.44	6	0.75	0	0	0	0	
Ilya Bryzgalov	80	2013-14	20	1135	57	3.01	622	0.908	5	8	5	0	0	1	565	0	0	-	-	-	-	-	-	-	-	-		
Tyler Bunz	34	2015	1	20	3	9	12	0.75	0	0	0	0	0	0	9	0	0	-	-	-	-	-	-	-	-	-		
Ty Conklin	1, 29	2002, 04, 06	60	3156	131	2.49	1384	0.905	27	19	5	0	19	2	1253	0	19	1	6	1	10	3	0.667	0	1	0	0	
Jim Corsi	35	1980	26	1366	83	3.65			8	14	3	3	6	0	3			-	-	-	-	-	-	-	-	-		
Wayne Cowlley	1	1994	1	57	3	3.16	35	0.914	0	1	0	0	0	0	32	0	0	-	-	-	-	-	-	-	-	-		
Don Cutts	1	1980	6	269	16	3.57			1	2	1	0	6	0	0			-	-	-	-	-	-	-	-	-		
Yann Danis	34	2012-13	3	142	9	3.8	71	0.873	1	0	0	0	0	0	62	0	0	-	-	-	-	-	-	-	-	-		
Jeff Deslauriers	38	2009-10	58	3338	182	3.27	1831	0.901	20	31	4	4	8	3	1649	4	8	-	-	-	-	-	-	-	-	-		
Dave Dryden	28	1980	14	744	53	4.27			2	7	3	0	0	0	0			-	-	-	-	-	-	-	-	-		
Deavn Dubnyk	40	2009-14	171	9568	459	2.88	5079	0.91	61	76	21	1	0	8	4620	1	8	-	-	-	-	-	-	-	-	-		
Bob Dupuis	33	1980	1	60	4	4			0	1	0	0	0	0	0			-	-	-	-	-	-	-	-	-		
Gary Edwards	33	1981	15	729	44	3.62			5	3	4	2	0	0	2			1	20	2	6	6	0.667	0	0	0	0	
Bob Essensa	30	1997-99	74	3784	172	2.73	1784	0.904	22	28	7	1	4	1	1612	1	4	1	27	11	2.26	11	0.909	0	0	0	0	
Randy Exelby	35	1990	1	60	5	5	30	0.833	0	1	0	0	0	0	24	0	0	-	-	-	-	-	-	-	-	-		
Viktor Fasth	35	2013-15	33	1732	94	3.26	890	0.894	9	18	4	0	0	0	796	0	0	-	-	-	-	-	-	-	-	-		
Norm Foster	33	1992	10	439	20	2.73	183	0.891	5	3	0	0	2	0	163	0	2	-	-	-	-	-	-	-	-	-		
Grant Fuhr	1, 31	1982-1991	423	23910	1470	3.69	10026	0.882	226	117	54	37	48	9	37			111	6528	330	3.02	3161	0.896	74	32	12	14	
Joaquin Gage	1, 31	1995-96, 2001	23	1076	67	3.74	515	0.87	4	12	1	1	4	0	448	1	4	-	-	-	-	-	-	-	-	-		
Mathieu Garon	32	2008-09	62	3473	161	2.78	1767	0.909	32	26	1	0	8	4	1606	0	8	-	-	-	-	-	-	-	-	-		
Martin Gerber	29	2011	3	185	4	1.3	95	0.958	3	0	0	1	0	0	91	1	0	-	-	-	-	-	-	-	-	-		
Mike Greenlay	35	1990	2	20	4	12	17	0.765	0	0	0	1	0	0	13	1	0	-	-	-	-	-	-	-	-	-		
Jonas Gustavsson	40	2016-17	7	329	17	3.1	139	0.878	1	3	1	0	0	0	122	0	0	-	-	-	-	-	-	-	-	-		
Peter Ing	1	1992	12	463	33	4.28	252	0.869	3	4	0	3	0	0	219	3	0	-	-	-	-	-	-	-	-	-		
Curtis Joseph	31	1996-98	177	10168	492	2.9	5016	0.902	76	76	20	5	28	14	4524	5	28	24	1483	59	2.39	724	0.918	10	14	0	4	
Nikolai Khabibulin	35	2009-13	117	6735	337	3	3481	0.903	33	67	14	0	4	5	3144	0	16	-	-	-	-	-	-	-	-	-		
Jason Labarebera	1	2013-14	7	348	19	3.28	146	0.87	1	3	0	0	0	0	127	0	0	-	-	-	-	-	-	-	-	-		
Peter Lopresti	1	1981	2	105	8	4.57			0	1	0	0	0	0	0			-	-	-	-	-	-	-	-	-		
Ron Low	30	1980-83	67	3568	240	4.04			30	23	5	4	2	0	4			3	212	12	3.4	127	0.905	0	3	0	0	
Jussi Markkanen	30	2002-04, 06-07	102	5366	244	2.73	2381	0.898	35	35	14	2	4	5	2137	2	4	7	374	14	2.24	149	0.906	3	3	0	0	
Lindsay Middlebrook	33	1983	1	60	3	3			1	0	0	0	0	0	0			-	-	-	-	-	-	-	-	-		
Mike Minard	1	2000	1	60	3	3	36	0.917	1	0	0	0	0	0	33	0	0	-	-	-	-	-	-	-	-	-		
Eddie Mio	31	1980-81	77	4104	275	4.02			25	28	14	6	10	1	6			-	-	-	-	-	-	-	-	-		
Andy Moog	35	1981-87	235	12901	777	3.61	4927	0.887	143	53	21	11	46	4	11			37	1938	101	3.12	908	0.889	23	9	1	4	
Mike Morrison	1	2006	21	892	42	2.83	361	0.884	10	4	2	0	2	0	319	0	2	-	-	-	-	-	-	-	-	-		
Anders Nilsson	39	2015-16	26	1413	74	3.14	745	0.901	10	12	2	1	4	0	671	1	4	-	-	-	-	-	-	-	-	-		
Steve Passmore	29	1999	6	362	17	2.82	183	0.907	1	4	1	1	2	0	166	1	2	-	-	-	-	-	-	-	-	-		
Bill Ranford	30	1988-96, 2000	449	25004	1463	3.51	12971	0.887	167	193	54	19	46	8	11502	19	48	41	2445	118	2.9	1233	0.904			2	4	
Daryl Reaugh	32, 29	1985, 88	7	236	19	4.83	149	0.872	1	2	0	0	0	0	0			-	-	-	-	-	-	-	-	-		
Eldon Reddick	33	1990-91	13	724	40	3.31	342	0.883	5	6	2	0	0	0	300	0	0	1	2	0	0	1	1	0	0	0	0	
Dwayne Roloson	35	2006-09	193	11032	512	2.78	5623	0.909	78	82	24	6	26	6	5111	6	26	18	1160	45	2.33	618	0.927	12	5	2	14	
Dominic Roussel	30	2001	8	348	21	3.62	151	0.861	1	4	0	0	2	0	130	0	2	-	-	-	-	-	-	-	-	-		
Tommy Salo	35	1999-2004	334	19564	796	2.44	8455	0.906	147	128	51	4	20	23	7659	4	20	21	1342	58	2.6	630	0.908	5	16	1	2	
Ben Scrivens	30	2013-15	78	4463	232	3.12	2283	0.898	24	37	11	1	0	2	2051	1	10	-	-	-	-	-	-	-	-	-		
Mikhail Shtalenkov	35	1999	34	1819	81	2.67	782	0.896	12	17	3	0	2	3	701	0	2	-	-	-	-	-	-	-	-	-		
Warren Skorodenski	30	1988	3	61	7	6.89	25	0.72	0	0	0	0	0	0	18	0	0	-	-	-	-	-	-	-	-	-		
Kari Takko	1	1991	11	529	37	4.2	279	0.867	4	4	0	1	0	0	242	1	0	-	-	-	-	-	-	-	-	-		
CAM TALBOT	33	2015-17	129	7517	308	2.46	3765	0.918	63	49	13	1	4	10	3457	1	4	13	800	33	2.48	437	0.924	7	6	1	0	
Ron Tugnutt	1, 32	1992-93	29	1462	103	4.23	840	0.877	10	13	2	0	4	0	737	0	4	2	60	3	3	34	0.912	0	0	0	0	
Stephen Valiquette	40	2004	1	14	2	8.57	7	0.714	0	0	0	0	0	0	5	0	0	-	-	-	-	-	-	-	-	-		
Mike Zanier	30	1985	3	185	12	3.89	100	0.88	1	1	1	0	0	0	0			-	-	-	-	-	-	-	-	-		



## EDMONTON OILERS ALL-TIME CAREER LEADERS (1979-80 TO 2016-17)

### GAMES PLAYED

1 Kevin Lowe	1,037
2 Ryan Smyth	971
3 Mark Messier	851
4 Glenn Anderson	845
5 Shawn Horcoff	796
6 Kelly Buchberger	795
7 Jari Kurri	754
8 Craig MacTavish	701
9 Wayne Gretzky	696
10 Charlie Huddy	694
35 RYAN NUGENT-HOPKINS	395

### GOALS

1 Wayne Gretzky	583
2 Jari Kurri	474
3 Glenn Anderson	417
4 Mark Messier	392
5 Ryan Smyth	296
6 Paul Coffey	209
7 Craig Simpson	185
8 Esa Tikkanen	178
9 Jordan Eberle	165
10 Shawn Horcoff	162
22 RYAN NUGENT-HOPKINS	95

### ASSISTS

1 Wayne Gretzky	1,086
2 Mark Messier	642
3 Jari Kurri	569
4 Glenn Anderson	489
5 Paul Coffey	460
6 Doug Weight	420
7 Ales Hemsky	335
8 Ryan Smyth	335
9 Kevin Lowe	309
10 Charlie Huddy	287
21 RYAN NUGENT-HOPKINS	170

### POINTS

1 Wayne Gretzky	1,669
2 Jari Kurri	1,043
3 Mark Messier	1,034
4 Glenn Anderson	906
5 Paul Coffey	669
6 Ryan Smyth	631
7 Doug Weight	577
8 Ales Hemsky	477
9 Shawn Horcoff	447
10 Esa Tikkanen	436
20 RYAN NUGENT-HOPKINS	265

### PENALTY MINUTES

1 Kelly Buchberger	1,747
2 Kevin McClelland	1,291
3 Kevin Lowe	1,236
4 Mark Messier	1,122
5 Steve Smith	1,080
6 Dave Semenko	981
7 Lee Fogolin	886
8 George Laraque	826
9 Glenn Anderson	798
10 Louis Debrusk	797
89 ERIC GRYBA	140

### HAT TRICKS

1 Wayne Gretzky	43
2 Glenn Anderson	20
Jari Kurri	20
4 Mark Messier	13
5 Ryan Smyth	5
Esa Tikkanen	5
7 Paul Coffey	4
Blair MacDonald	4
9 Petr Klima	3
Alex Selivanov	3
20 MAROON, MCDAVID, LUCIC	1

### POWER PLAY GOALS

1 Ryan Smyth	126
2 Glenn Anderson	126
3 Wayne Gretzky	125
4 Jari Kurri	102
5 Mark Messier	89
6 Craig Simpson	75
7 Paul Coffey	69
8 Jordan Eberle	41
9 Shawn Horcoff	41
10 Ales Hemsky	40
27 RYAN NUGENT-HOPKINS	22

### SHORTHANDED GOALS

1 Wayne Gretzky	55
2 Mark Messier	36
3 Craig MacTavish	29
4 Jari Kurri	29
5 Esa Tikkanen	21
6 Todd Marchant	20
7 Ethan Moreau	17
8 Paul Coffey	15
9 Glenn Anderson	13
10 Kelly Buchberger	12
22 MARK LETESTU	4

### GAME WINNING GOALS

1 Glenn Anderson	72
2 Wayne Gretzky	61
3 Jari Kurri	55
4 Ryan Smyth	45
5 Mark Messier	43
6 Esa Tikkanen	30
7 Craig MacTavish	25
8 Shawn Horcoff	25
9 Kelly Buchberger	24
10 Ethan Moreau	23
23 RYAN NUGENT-HOPKINS	13

### OVERTIME GOALS

1 Taylor Hall	5
2 Ryan Smyth	5
3 Eric Brewer	3
4 LEON DRAISAITL	3
5 Andrew Coglian	3
6 Jarret Stoll	3
7 RYAN NUGENT-HOPKINS	3
8 Todd Marchant	3
9 Doug Weight	3
10 Jari Kurri	3
11 ANDREJ SEKERA	3

### SHOTS ON GOAL

1 Wayne Gretzky	2,793
2 Ryan Smyth	2,558
3 Glen Anderson	2,521
4 Mark Messier	2,521
5 Jari Kurri	2,184
6 Paul Coffey	1,620
7 Todd Marchant	1,453
8 Doug Weight	1,405
9 Charlie Huddy	1,341
10 Shawn Horcoff	1,300
21 RYAN NUGENT-HOPKINS	987



## EDMONTON OILERS ENTRY DRAFT SELECTIONS

PLAYER	ROUND	NO.	POS.	AGE	LAST AMATEUR CLUB
<b>1979</b>					
LOWE, Kevin	1	21	D	20	Quebec Remparts (QMJHL)
MESSIER, Mark	3	48	LW	18	St. Albert Saints (AJHL)
ANDERSON, Glenn	4	69	RW	19	University of Denver (WCHA)
KOSTOVICH, Maxwell	4	84	LW	20	Portland Winter Hawks (WHL)
TOAL, Mike	5	105	C	20	Portland Winter Hawks (WHL)
BARNES, Blair	6	126	RW	19	Windsor Spitfires (OHL)
<b>1980</b>					
COFFEY, Paul	1	6	D	19	Kitchener Rangers (OHL)
BABCOCK, Shawn	3	48	RW	18	Windsor Spitfires (OHL)
KURRI, Jari	4	69	RW	20	Jokerit (Finland)
PODDUBNY, Walt	5	90	C/LW	20	Kingston Canadians (OHL)
WINTHER, Mike	6	111	C	19	Brandon Wheat Kings (WHL)
MOOG, Andy	7	132	G	20	Billings Bighorns (WHL)
POLMAN TUIN, Rob	8	153	G	20	Michigan Tech (WCHA)
PETERSSON, Lars-Gunnar	9	174	LW	20	Lulea H.F. (Sweden)
<b>1981</b>					
FUHR, Grant	1	8	G	18	Victoria Cougars (WHL)
STRUEBY, Todd	2	29	LW	18	Regina Pats (WHL)
HOUCK, Paul	4	71	RW	18	Kelowna Buckaroos (BCJHL)
DROUILLARD, Phil	5	92	LW	18	Niagara Falls Flyers (OHL)
SMITH, Steve	6	111	RW	18	London Knights (OHL)
HABSCHEID, Marc	6	113	C	18	Saskatoon Blades (WHL)
STURGEON, Mike	8	155	D	18	Kelowna Buckaroos (BCJHL)
HORAVA, Miloslav	9	176	D	19	Czechoslovakia
SHERVEN, Gord	10	197	C	18	Weyburn Red Wings (SJHL)
<b>1982</b>					
PLAYFAIR, Jim	1	20	D	18	Portland Winter Hawks (WHL)
GRAVES, Steve	2	41	LW	18	Sault Ste. Marie Greyhounds (OHL)
LONEY, Brent	3	62	LW	18	Cornwall Royals (OHL)
POUZAR, Jaroslav	4	83	LW	31	Czechoslovakia
BOETTGER, Dwayne	5	104	D	19	Toronto Marlboros (OHL)
SUMMANEN, Raimo	6	125	L/RW	20	Keiko-Reipas (Finland)
SMALL, Brian	7	146	RW	18	Ottawa 67's (OHL)
CLARK, Dean	8	167	D	18	St. Albert Saints (AJHL)
WOOD, Ian	9	188	G	18	Penticton Knights (BCJHL)
DION, Grant	10	209	D	18	Cowichan Valley (BCJHL)
SMITH, Chris	11	230	G	20	Regina Pats (WHL)
CRAWFORD, Jeff	12	251	LW	20	Regina Pats (WHL)
<b>1983</b>					
BEUKEBOOM, Jeff	1	19	D	18	Sault Ste. Marie Greyhounds (OHL)
GOLDEN, Mike	2	40	C	18	Reading High School (US HS)
FLANAGAN, Mike	3	61	D	18	Acton-Boxboro High School (US HS)
TIKKANEN, Esa	4	82	LW/C	18	Helsinki IFK Juniors (Finland)
BARBER, Don	6	124	LW	19	Kelowna Buckaroos (WHL)
DERKATCH, Dale	7	145	C	18	Regina Pats (WHL)
VOS, Ralph	8	166	LW	18	Abbotsford Flyers (BCJHL)
ROACH, Dave	9	187	G	18	New Westminster Royals (BCJHL)
YADLOWSKI, Warren	10	208	C	17	Calgary Wranglers (WHL)
MINER, John	11	229	D	17	Regina Pats (WHL)
WOODBURN, Steve	12	250	D	19	Verdun Juniors (QMJHL)
<b>1984</b>					
ODELEIN, Selmar	1	21	D	18	Regina Pats (WHL)
REAUGH, Daryl	2	42	G	19	Kamloops Oilers (WHL)
NORMAN, Todd	3	63	C	18	Hill Murray HS (US HS)
NOVAK, Rich	4	84	RW	18	Richmond (BCJHL)
LAMBERT, Richard	5	105	LW	18	Henry Carr (Jr. B)
VIVEIROS, Emanuel	6	106	D	18	Prince Albert Raiders (WHL)
DORNIC, Ivan	6	126	LW	22	Dukla Trencin (Czech)



RIIHJARVI, Heikki	7	147	D	18	Kiekko-Espoo (Finland)
EWEN, Todd	8	168	RW	18	New Westminster Bruins (WHL)
CURTIS, Joel	10	209	LW	18	Oshawa Generals (OHL)
WHEELDON, Simon	11	229	C	18	Victoria Cougars (WHL)
GANI, Darren	12	250	D	19	Belleville Bulls (OHL)

**1985**

METCALFE, Scott	1	20	LW	18	Kingston Canadians (OHL)
CARNELLE, Todd	2	41	D	18	Kamloops Blazers (WHL)
WARE, Mike	3	62	D	18	Hamilton Steelhawks (OHL)
KAPUSTA, Tomas	5	104	C	18	Gottwaldov (Czech)
TESSIER, Brian	6	125	G	18	North Bay Centennials (OHL)
TYERS, Shawn	7	146	RW	18	Kitchener Rangers (OHL)
FAIRFIELD, Tony	8	167	RW	17	St. Albert Saints (AJHL)
BUCHBERGER, Kelly	9	188	LW	18	Moose Jaw Warriors (WHL)
BARBE, Mario	10	209	D	18	Chicoutimi Saguenéens (QMJHL)
HEADON, Peter	11	230	C	18	Notre Dame High School (SJHL)
HALEY, John	12	251	G	18	Hull High School (US HS)

**1986**

ISSEL, Kim	1	21	RW	18	Prince Albert Raiders (WHL)
NICHOLS, Jamie	2	42	LW	18	Portland Winter Hawks (WHL)
SHUDRA, Ron	3	63	D	18	Kamloops Blazers (WHL)
CURRIE, Dan	4	84	LW	18	Sault Ste. Marie Greyhounds (OHL)
HAAS, David	5	105	LW	18	London Knights (OHL)
ENNIS, Jim	6	126	D	18	Boston University Terriers (HE)
MATULIK, Ivan	7	147	LW	18	Slovan Bratislava (Czech)
BEAULIEU, Nicolas	8	168	LW	18	Drummondville Voltigeurs (QMJHL)
GREENLAY, Mike	9	189	G	17	Calgary Midgets "AAA"
LANZA, Matt	10	210	D	18	Winthrop High School (US HS)
BOZIK, Mojmir	11	231	D	24	Kosice (Czechoslovakia)
HAND, Tony	12	252	C	18	Murrayfield Racers (Scotland)

**1987**

SOBERLAK, Peter	1	21	LW	18	Swift Current Broncos (WHL)
WERENKA, Brad	2	42	D	18	Northern Michigan U (WCHA)
SMITH, Geoff	3	63	D	18	St. Albert Saints (AJHL)
ERIKSSON, Peter	4	64	LW	21	HV 71 (Sweden)
Van ALLEN, Shaun	5	105	C	19	Saskatoon Blades (WHL)
TOUPAL, Radek	6	126	RW	19	Ceske Motor Budejovice (Czech)
SRSSEN, Tomas	7	147	LW	19	Zetr Brno (Czech)
ELLINGSEN, Age	8	168	D	24	Storhamer (Norway)
ARMSTRONG, Gavin	9	189	G	18	RPI Engineers (ECAC)
TINKHAM, Mike	10	210	RW	18	Newburyport High School (US HS)
PAULETTI, Jeff	11	231	D	18	U of Minnesota (WCHA)
DUUS, Jesper	12	241	D	19	Rodoure SK (Denmark)
VYAZMIKIN, Igor	12	252	RW/LW	19	Central Red Army (USSR)

**1988**

LEROUX, Francois	1	19	D	18	St. Jean Castors (QMJHL)
KOIVUNEN, Petro	2	39	C	18	K-Espoo (Finland)
SIM, Trevor	3	53	C	18	Seattle Thunderbirds (WHL)
BAUER, Collin	3	61	D	17	Saskatoon Blades (WHL)
BRAUER, Cam	4	82	D	18	RPI Engineers (ECAC)
MARTIN, Don	5	103	LW	20	London Knights (OHL)
BARRIE, Len	6	124	RW	19	Victoria Cougars (WHL)
GLOVER, Mike	7	145	RW	19	Sault Ste. Marie Greyhounds (OHL)
PODEIN, Shjon	8	166	C	20	U of Minnesota-Duluth (WCHA)
COLE, Tim	9	187	G	19	Woburn H.S. (US HS)
ZUBKOV, Vladimir	10	208	D	30	Central Red Army (USSR)
MacDONALD, Darin	11	229	LW	18	Boston University (HE)
TISDALE, Tim	12	250	C	20	Swift Current Broncos (WHL)

**1989**

SOULES, Jason	1	15	D	18	Niagara Falls Thunder (OHL)
BORG, Richard	2	36	RW	18	Kitchener Rangers (OHL)
BERANEK, Josef	4	78	C	19	Litvinov (Czech)



WHITE, Peter	5	92	LW	20	Michigan State University (CCHA)
SEMENOV, Anatoli	6	120	C	27	Moscow Dynamo (USSR)
PAYNE, Davis	7	140	LW	18	Michigan Tech University (WCHA)
YASHIN, Sergei	7	141	LW	27	Moscow Dynamo (USSR)
MARTINI, Darcy	8	162	D	20	Michigan Tech University (WCHA)
BOZEK, Roman	11	225	RW	25	Budejovice (Czech)

**1990**

ALLISON, Scott	1	17	C	18	Prince Albert Raiders (WHL)
LEGAULT, Alexandre	2	38	RW	18	Boston University (HE)
CROWLEY, Joe	3	59	LW	18	Lawrence Academy (US HS)
BLAIN, Joel	4	67	LW	18	Hull Olympiques (QMJHL)
LOUDER, Greg	5	101	G	18	Cushing Academy (US HS)
SAILYNJOJA, Keijo	6	122	LW	20	Jokerit (Finland)
POWER, Mike	7	143	G	19	Western Michigan U (CCHA)
MEJZLIK, Roman	8	164	LW/RW	22	Dukla Jihlava (Czech)
ZEMLICKA, Richard	9	185	LW/RW	26	Sparta Praha (Czech)
KORINEK, Petr	10	206	C	24	Skoda Plzen (Czech)
NUUTINEN, Sami	12	248	D	19	K-Espoo (Finland)

**1991**

WRIGHT, Tyler	1	12	C	18	Swift Current Broncos (WHL)
RUCINSKY, Martin	1	20	LW	20	Litvinov (Czech)
VERNER, Andrew	2	34	G	18	Peterborough Petes (OHL)
BREEN, George	3	56	RW	17	Cushing Academy (US HS)
NOBILI, Mario	4	78	LW	20	Longueuil (QMJHL)
HAGGERTY, Ryan	5	93	C	18	Westminster (US HS)
OLIVER, David	7	144	RW	20	U of Michigan (CCHA)
KITCHING, Gary	8	166	C	20	Thunder Bay (USJHL)
BARLIE, Vegar	10	210	RW	18	Valerengen (Norway)
BELOSHEIKEN, Evgeny	11	232	G	25	Central Red Army (USSR)
RIIHJARVI, Juha	12	254	RW	21	Oulu Karpat (Finland)

**1992**

HULBIG, Joe	1	13	LW	18	St. Sebastian's (US HS)
REICHEL, Martin	2	37	RW	18	Freiburg (Germany)
ROY, Simon	3	61	D	18	Shawinigan Cataractes (QMJHL)
MALTBY, Kirk	3	65	RW	19	Owen Sound Platers (OHL)
INTRANUOVO, Ralph	4	96	C	18	Sault Ste. Marie Greyhounds (OHL)
GAGE, Joaquin	5	109	G	18	Portland Winter Hawks (WHL)
GIBSON, Steve	7	157	LW	19	Windsor Spitfires (OHL)
SHIM, Kyuin	8	181	RW	18	Sherwood Park Crusaders (AJHL)
SCHMIDT, Colin	8	190	C	18	Regina Midgets (Midget)
TUOMAINEN, Marko	9	205	RW	20	Clarkson University (ECAC)
RASMUSSEN, Bryan	11	253	LW	18	St. Louis Park (US HS)

**1993**

ARNOTT, Jason	1	7	C	18	Oshawa Generals (OHL)
STAUDUHAR, Nick	1	16	D	18	London Knights (OHL)
VYBORNÝ, David	2	33	C	18	Sparta Praha (Czech Republic)
PADEN, Kevin	3	59	C	18	Detroit Jr. Red Wings (OHL)
KERCH, Alexander	3	60	RW	26	Dynamo Riga (CIS)
SATAN, Miroslav	5	111	C	18	Dukla Trencin (Slovakia)
ZHURIK, Alexander	7	163	D	18	Dynamo Minsk (CIS)
BAKULA, Martin	8	189	D	23	U of Alaska-Anchorage (WCHA)
NORTON, Brad	9	215	D	18	Cushing Academy (US HS)
MALTSEV, Oleg	10	241	LW	30	Chelyabinsk (CIS)
BYAKIN, Ilya	11	267	D	30	Landshut (Germany)

**1994**

BONSIGNORE, Jason	1	4	C	18	Niagara Falls Thunder (OHL)
SMYTH, Ryan	1	6	LW	18	Moose Jaw Warriors (WHL)
WATT, Mike	2	32	LW	18	Stratford (OHA Jr. B)
NEILSON, Corey	3	53	D	17	North Bay Centennials (OHL)
SYMES, Brad	3	60	D	18	Portland Winter Hawks (WHL)
COPELAND, Adam	4	79	RW	18	Burlington (OHA Jr. B)
TARVAINEN, Jussi	4	95	C	18	KalPA Kuopio (Finland)



GASKINS, Jon	5	110	D	18	Dubuque (USJHL)
MARCHANT, Terry	6	136	LW	18	Niagara (NAJHL)
SHEPTAK, Curtis	7	160	LW	19	Olds Grizzlies (AJHL)
SHULGA, Dimitrius	7	162	RW	18	Tivali Minsk (CIS)
WICKENHEISER, Chris	7	179	G	18	Red Deer Rebels (WHL)
GUINN, Rob	8	185	D	18	Newmarket Royals (OHL)
REID, Jason	8	188	D	18	St. Andrew's (CHS)
JABLONSKI, Jeremy	9	214	G	19	Victoria Cougars (WHL)
BENYSEK, Ladislav	11	266	D	19	Olomouc (Czech)

**1995**

KELLY, Steve	1	6	C	18	Prince Albert Raiders (WHL)
LARAQUE, Georges	2	31	RW	18	St. Jean Lynx (QMJHL)
ZIB, Lukas	3	57	D	18	HC Ceske Budejovice (Czech)
MINARD, Mike	4	83	G	18	Chilliwack Chiefs (BCJHL)
SNOPEK, Jan	5	109	D	19	Oshawa Generals (OHL)
CERVEN, Martin	7	161	C	18	Dukla Trencin Jrs. (Slovakia)
DOUGLAS, Stephen	8	187	D	18	Niagara Falls Thunder (OHL)
ANTONIN, Jiri	9	213	D	19	HC Pardubice Jrs. (Czech)

**1996**

DEVEREAUX, Boyd	1	6	C	18	Kitchener Rangers (OHL)
DESCOTEAUX, Matthieu	1	19	D	18	Shawinigan Cataractes (QMJHL)
HAJT, Chris	2	32	D	18	Guelph Storm (OHL)
POTI, Tom	3	59	D	19	Cushing Academy (US HS)
URICK, Brian	5	114	RW	19	U of Notre Dame (CCHA)
RANDALL, Bryan	6	141	C	17	Medicine Hat Tigers (WHL)
BERNIER, David	7	168	C	18	St-Hyacinthe Laser (QMJHL)
LAFRANCE, Brandon	7	170	RW	19	Ohio State U (CCHA)
PISANI, Fernando	8	195	C	19	St. Albert Saints (AJHL)
HULTBERG, John	9	221	G	19	Kingston Frontenacs (OHL)

**1997**

RIESEN, Michel	1	14	C	18	Biel (Switzerland)
DOVIGI, Patrick	2	41	G	17	Erie Otters (OHL)
YERKOVICH, Sergei	3	68	D	22	Las Vegas Thunder (IHL)
ELOFSSON, Jonas	4	94	D	18	Farjestad Karlstad (Sweden)
CHIMERA, Jason	5	121	C	18	Medicine Hat Tigers (WHL)
SARNO, Peter	6	141	C	17	Windsor Spitfires (OHL)
BOLBRUCK, Kevin	7	176	D	20	Peterborough Petes (OHL)
HINZ, Chad	7	187	C	18	Moose Jaw Warriors (WHL)
KERR, Chris	8	205	D	18	Sudbury Wolves (OHL)
FOMITCHEV, Alexandre	9	231	G	18	St. Albert Saints (AJHL)

**1998**

HENRICH, Michael	1	13	RW	18	Barrie Colts (OHL)
HENRY, Alex	3	67	D	18	London Knights (OHL)
HORCOFF, Shawn	4	99	C	20	Michigan State (CCHA)
ANTILA, Kristian	4	113	G	18	Ilves Tampere (Finland)
ELLIOTT, Paul	5	128	D	18	Medicine Hat Tigers (WHL)
SMIRNOV, Oleg	5	144	LW	18	Elektrostal (Russia)
ETTINGER, Trevor	6	159	D	17	Cape Breton Screaming Eagles (QMJHL)
MORRISON, Michael	7	186	G	18	Exeter (US HS)
LEFEVRE, Christian	8	213	D	20	Baie-Comeau Drakkar (QMJHL)
SPIRIDONOV, Maxim	9	241	RW	20	London Knights (OHL)

**1999**

RITA, Jani	1	13	RW	17	Jokerit Helsinki (Finland)
SEMENOV, Alexei	2	36	D	18	Sudbury Wolves (OHL)
SALMELAINEN, Tony	2	41	LW	17	HIFK Helsinki Jrs. (Finland)
HAUSER, Adam	3	81	G	19	U of Minnesota (WCHA)
COMRIE, Mike	3	91	C	18	U of Michigan (CCHA)
FAUTEUX, Jonathan	5	139	D	18	Les Foreurs De Val-D'Or (QMJHL)
LEGG, Chris	6	171	C	19	London Jr. B (OHA)
CHARTIER, Christian	7	199	D	18	Saskatoon Blades (WHL)
GROSCHL, Tomas	9	256	F	18	Hungarian National Team (Intl)

**2000**

MIKHNOV, Alexei	1	17	LW	17	Yaroslavl 2 (Russia)
WINCHESTER, Brad	2	35	C/LW	19	U of Wisconsin (WCHA)
LIUBIMOV, Alexander	3	83	D	20	Samara (Russia)
DICKENSON, Lou	4	113	C/LW	17	Mississauga Ice Dogs (OHL)
FLACHE, Paul	5	152	D	18	Brampton Battalion (OHL)
NORRIE, Shaun	6	184	RW	17	Calgary Hitmen (WHL)
CULLEN, Joe	7	211	C/LW	19	Colorado College (WCHA)
LOMBARDI, Matthew	7	215	C	18	Les Tigres de Victoriaville (QMJHL)
PLATT, Jason	8	247	D	19	Omaha Lancers (USHL)
MURATOV, Evgeny	9	274	LW	19	Neftehimik (Russia)

**2001**

HEMSKY, Ales	1	13	RW	17	Hull Olympiques (QMJHL)
LYNCH, Doug	2	43	D	18	Red Deer Rebels (WHL)
CARON, Ed	2	52	LW	19	Phillips-Exeter (USHS)
SMITH, Kenny	3	84	D	18	Harvard U (ECAC)
MARKKANEN, Jussi	5	133	G	26	Tappara Tampere (Finland)
BRENK, Jake	5	154	C	19	Breck (US HS)
SVENSK, Mikael	6	185	D	18	Frolunda Jrs. (Finland)
BAUM, Dan	7	215	C/LW	18	Prince George Cougars (WHL)
HAAKANA, Kari	8	248	D	27	Jokerit Helsinki (Finland)
PISA, Ales	9	272	D	24	HC Pardubice (Czech Republic)
STEPHENSON, Shay	9	278	LW	17	Red Deer Rebels (WHL)

**2002**

NIINIMAKI, Jesse	1	15	C	18	Ilves Tampere (Finland)
DESLAURIERS, Jeff	2	31	G	18	Chicoutimi Saguenéens (QMJHL)
STOLL, Jarret	2	36	C	19	Kootenay Ice (WHL)
GREENE, Matt	2	44	D	19	Green Bay Gamblers (USHL)
RADUNSKE, Brock	3	79	LW	19	Michigan State (CCHA)
KOLTSOV, Ivan	4	106	D	18	Cherepovets (Russia)
ALMTORP, Jonas	4	111	C	18	Modo Jrs. (Sweden)
FISHER, Glenn	5	148	G	19	Ft. Saskatchewan Traders (AJHL)
LUOMA, Mikko	6	181	D	26	Tappara Tampere (Finland)
DUFORT, Jean-Francois	7	205	LW	20	Cape Breton Screaming Eagles (QMJHL)
MURPHY, Patrick	7	211	LW	18	Newmarket Hurricanes (OPJHL)
HELMINEN, Dwight	8	244	C	19	U of Michigan (CCHA)
MICKA, Tomas	8	245	W	19	Slavia Jrs. (Czech Republic)
JOHANSSON, Fredrik	9	274	C	18	Frolunda Jrs. (Sweden)

**2003**

POULIOT, Marc-Antoine	1	22	C	18	Rimouski Oceanic (QMJHL)
MCDONALD, Colin	2	51	RW	18	New England Jr. Coyotes (EJHL)
JACQUES, Jean-Francois	2	68	LW	18	Baie Comeau Drakkar (QMJHL)
JOUKOV, Mishail	3	72	C/W	18	Arboga (Sweden)
STORTINI, Zachery	3	94	RW	17	Sudbury Wolves (OHL)
OLSSON, Kalle	5	147	W	18	Frolunda Jrs. (Sweden)
ROHLFS, David	5	154	RW	19	Compuware Ambassadors (NAHL)
UMICEVIC, Dragan	6	184	LW	18	Sodertälje SK (Sweden)
BRODZIAK, Kyle	7	214	C	19	Moose Jaw Warriors (WHL)
ROY, Mathieu	7	215	D	19	Val d'Or Foreurs (QMJHL)
HRABAL, Josef	8	248	D	17	Vs.etin Jrs. (Czech Republic)
BODIE, Troy	9	278	RW	18	Kelowna Rockets (WHL)

**2004**

DUBNYK, Devan	1	14	G	18	Kamloops Blazers (WHL)
SCHREMP, Rob	1	25	C	17	London Knights (OHL)
TESLYUK, Roman	2	44	D	18	Kamloops Blazers (WHL)
PAUKOVICH, Geoff	2	57	LW	18	U.S. National Under-18 Team
REDDOX, Liam	4	112	LW	18	Peterborough Petes (OHL)
YOUNG, Bryan	5	146	D	17	Peterborough Petes (OHL)
GORDICHUK, Max	6	177	D	18	Kamloops Blazers (WHL)
GOULET, Stephane	7	208	RW	18	Quebec Remparts (QMJHL)
SPURGEON, Tyler	8	242	C	18	Kelowna Rockets (WHL)
BJURLING, Bjorn	9	274	G	24	Djurgårdens IF Stockholm (Sweden)



**2005**

COGLIANO, Andrew	1	25	C	18	St. Michael's (OPJHL)
CHORNEY, Taylor	2	36	D	18	Shattuck-St. Mary's (USHS)
SYVRET, Danny	3	81	D	20	London Knights (OHL)
DEE, Robby	3	86	C/W	18	Breck (USHS)
VANDE VELDE, Chris	4	97	C	18	Moorhead (USHS)
TRUKHNO, Viatcheslav	4	120	C	18	Prince Edward Island Rocket (QMJHL)
PETTERSSON, Fredrik	5	157	LW	18	Frolunda Jr. (Sweden)
GLASSER, Matthew	7	220	LW	18	Fort McMurray Oil Barons (AJHL)

**2006**

PETRY, Jeff	2	45	D	18	Des Moines (USHL)
PECKHAM, Theo	3	75	D	18	Owen Sound Attack (OHL)
PITTON, Bryan	5	133	G	18	Brampton Battalion (OHL)
WILD, Cody	5	140	D	19	Providence U (HEA)
BUMAGIN, Alexander	6	170	W	19	Lada Togliatti (Russia)

**2007**

GAGNER, Sam	1	6	C	17	London Knights (OHL)
PLANTE, Alex	1	15	D	18	Calgary Hitmen (WHL)
NASH, Riley	1	21	C	18	Salmon Arm (BCHL)
OMARK, Linus	4	97	W	20	Lulea HF (Sweden)
KYTNAR, Milan	5	127	C	18	Topolcany (Slovak 2)
QUIST, William	6	157	W	17	Tingsryd (Sweden 3)

**2008**

EBERLE, Jordan	1	22	C	18	Regina Pats (WHL)
MOTIN, Johan	4	103	D	18	Bofors (Sweden 2)
CORNET, Philippe	5	133	LW	18	Rimouski Oceanic (QMJHL)
HARTIKAINEN, Teemu	6	163	C	18	Kalpa Jrs. (Finland Jr.)
BENDFELD, Jordan	7	193	D	20	Medicine Hat Tigers (WHL)

**2009**

PAAJARVI-SVENSSON, Magnus	1	10	W	18	Timra (Sweden)
LANDER, Anton	2	40	C	18	Timra (Sweden)
HESKETH, Troy	3	71	D	18	Minnetonka (US HS)
ABNEY, Cameron	3	82	W	18	Everett (WHL)
BIGOS, Kyle	4	99	D	20	Vernon (BCHL)
RAJALA, Toni	4	101	W	18	Ilves (Finland Jr.)
ROY, Olivier	5	133	G	18	Cape Breton (QMJHL)

**2010**

HALL, TAYLOR	1	1	LW	18	Windsor (OHL)
PITLUCK, TYLER	2	31	C	18	Minnesota State (WCHA)
MARINCIN, MARTIN	2	46	D	18	Slovakia U20
HAMILTON, CURTIS	2	48	LW	18	Saskatoon (WHL)
MARTINDALE, RYAN	3	61	C	18	Ottawa (OHL)
BLAIN, JEREMIE	4	91	D	18	Acadie-Bathurst (QMJHL)
BUNZ, TYLER	5	121	G	18	Medicine Hat (WHL)
DAVIDSON, BRANDON	6	162	D	18	Regina (WHL)
CZERWONKA, DREW	6	166	LW	18	Kootenay (WHL)
PELSS, KRISTIAN	7	181	LW	17	Latvia
JONES, KELLEN	7	202	RW	19	Vernon (BCHL)

**2011**

NUGENT-HOPKINS, RYAN	1	1	C	18	Red Deer (WHL)
KLEFBOM, OSCAR	1	19	D	17	Farjestads (SEL)
MUSIL, DAVID	2	31	D	18	Vancouver (WHL)
PERHONEN, SAMU	3	62	G	18	JYP Jr. (FNL)
EWANYK, TRAVIS	3	74	LW	18	Edmonton (WHL)
SIMPSON, DILLON	4	92	D	18	U of North Dakota (NCAA)
RIEDER, TOBIAS	5	114	C	18	Kitchener (OHL)
GERNAT, MARTIN	5	122	D	18	Kosice Jr. (SVK)
TUOHIMAA, FRANS	7	182	G	19	Jokerit Jr. (FNL)

**2012**

YAKUPOV, NAIL	1	1	RW	18	Sarnia (OHL)
MOROZ, MITCHELL	2	32	LW	18	Edmonton (WHL)
KHAIRA, JUJHAR	3	63	LW	18	Prince George (BCHL)
ZHARKOV, DANIIL	3	91	LW	18	Belleville (OHL)
GUSTAFSSON, ERIK	4	93	D	20	Djurgardens (SEL)
LALEGIA, JOEY	5	123	D	19	University of Denver (WCHA)
MCCARRON, JOHN	6	153	LW	20	Cornell University (ECAC)

**2013**

NURSE, DARNELL	1	7	D	18	Sault Ste. Marie Greyhounds (OHL)
ROY, MARC-OLIVIER	2	56	RW	18	Blainville-Boisbriand Armada (QMJHL)
YAKIMOV, BOGDAN	3	83	C	18	Reaktor Nizhnekamsk (VHL)
SLEPYASHEV, ANTON	3	88	LW	19	Ufa (KHL)
HOUCK, JACKSON	4	94	RW	18	Vancouver Giants (WHL)
PLATZER, KYLE	4	96	C	18	London (OHL)
MUIR, AIDAN	4	113	LW	18	Victory Honda U18 Midjet (MWEHL)
CAMPBELL, EVAN	5	128	LW	20	Langley Rivermen (BCHL)
BETKER, BEN	6	158	D	18	Everett Silvertips (WHL)
CHASE, GREG	7	188	C	18	Calgary Hitmen (WHL)

**2014**

DRAISAITL, LEON	1	3	C	18	Prince Albert Raiders (WHL)
LAGESSON, WILLIAM	4	91	D	18	Frolunda Jr. (SWE)
NAGELVOORT, ZACH	4	111	G	20	University of Michigan (BIG-10)
COUGHLIN, LIAM	5	130	LW	19	Vernon Vipers (BCHL)
VESEL, TYLER	6	153	C	20	Omaha Lancers (USHL)
BOUCHARD, KEVEN	7	183	G	18	Val d'Or Foreurs (QMJHL)

**2015**

MCDAVID, CONNOR	1	1	C	18	Erie Otters (OHL)
JONES, CALEB	4	117	D	18	U.S. National Under-18 Team (USHL)
BEAR, ETHAN	5	124	D	18	Seattle Thunderbirds (WHL)
MARINO, JOHN	6	154	D	18	South Shore Kings (USPHL – PR)
SVOBODA, MIROSLAV	7	208	G	18	Trinec Ocelari (CZECH REPUBLIC)
PAIGIN, ZIYAT	8	209	D	20	Kazan Ak-Bars (KHL)

**2016**

PULJUJARVI, JESSE	1	4	RW	18	Karpat (SM-LIIGA)
BENSON, TYLER	2	32	LW	18	Vancouver (WHL)
NIEMELAINEN, MARKUS	3	63	D	18	Saginaw (OHL)
CAIRNS, MATTHEW	3	84	D	18	Georgetown (OJHL)
BERGLUND, FILIP	3	91	D	19	Skelleftea Jr. (SWE)
WELLS, DYLAN	5	123	G	18	Peterborough (OHL)
MCPHEE, GRAHAM	5	149	LW	17	U.S. National Under-18 Team (USHL)
RASANEN, APELI	6	153	C	18	Tappara Jr. (FIN)
DESHARNAIS, VINCENT	7	183	D	20	Providence (H-EAST)

**2017**

YAMAMOTO, KAILER	1	22	F	18	Spokane (WHL)
SKINNER, STUART	3	78	G	18	Lethbridge (WHL)
SAMORUKOV, DIMITRI	3	84	D	18	Guelph (OHL)
SAFIN, OSTAP	4	115	F	18	Sparta Jr. (CZE)
MAKSIMOV, KIRILL	5	146	F	18	Niagara (OHL)
BRIND'AMOUR, SKYLER	6	177	F	18	U.S. National Under-18 Team (USHL)
KEMP, PHILIP	7	208	D	18	U.S. National Under-18 Team (USHL)



## EDMONTON OILERS 1979-80 RESULTS &amp; STATISTICS

X - Denotes did not finish the season with the Oilers

COACH	REGULAR SEASON							PLAYOFFS				
	GP	W	L	T	PTS	GF	GA	GP	W	L	GF	GA
Glen Sather	80	28	39	13	69	301	322	3	0	3	6	12

4th Smythe Division, 16th Overall. Playoffs: Lost Preliminary Round 3-0 vs. Philadelphia.

PLAYER	REGULAR SEASON					PLAYOFFS					GAME-BY-GAME RESULTS				
	GP	G	A	PTS	PIM	GP	G	A	PTS	PIM	DATE	OPPONENT	RESULT	RECORD	
Wayne Gretzky	79	51	86	137	21	3	2	1	3	0	O. 10	@ Chi	L 2-4	0-1-0	
Blair MacDonald	80	46	48	94	6	3	0	3	3	0	O. 13	DET	T 3-3	0-1-1	
Stan Weir	79	33	33	66	40	3	0	0	0	2	O. 14	VAN	T 4-4	0-1-2	
Brett Callighen	59	23	35	58	72	3	0	2	2	0	O. 19	QUE	W 6-3	1-1-2	
Dave Lumley	80	20	38	58	138	3	1	0	1	12	O. 21	MIN	T 5-5	1-1-3	
Don Murdoch (NYR)	56	23	19	42	16	-	-	-	-	-	O. 23	@ NYI	T 3-3	1-1-4	
(EDM)	10	5	2	7	4	3	2	0	2	0	O. 24	@ NYR	L 2-10	1-2-4	
(TOT)	66	28	21	49	20	-	-	-	-	-	O. 26	@ Atl	L 3-7	1-3-4	
Dave Hunter	80	12	31	43	103	3	0	0	0	7	O. 28	WSH	L 4-6	1-4-4	
Doug Hicks	78	9	31	40	52	3	0	0	0	2	O. 30	@ Stl	L 1-2	1-5-4	
X-Ron Chipperfield	67	18	19	37	24	-	-	-	-	-	N. 2	NYI	W 7-5	2-5-4	
Risto Siltanen	64	6	29	35	26	2	0	0	0	2	N. 4	BOS	L 2-2	2-6-4	
Mark Messier	75	12	21	33	120	3	1	2	3	2	N. 7	@ Det	L 3-5	2-7-4	
Pat Price	75	11	21	32	134	3	0	0	0	11	N. 8	@ Bos	L 2-4	2-8-4	
Kevin Lowe	64	2	19	21	70	3	0	1	1	0	N. 11	TOR	L 3-6	2-9-4	
Don Ashby (COL)	11	0	1	1	4	-	-	-	-	-	N. 13	@ Wsh	W 5-3	3-9-4	
(EDM)	18	10	9	19	0	3	0	0	0	0	N. 15	@ Phi	L 3-5	3-10-4	
(TOT)	29	10	10	20	4	-	-	-	-	-	N. 17	@ Hfd	L 0-4	3-11-4	
X-Cam Connor	38	7	13	20	136	-	-	-	-	-	N. 18	@ Buf	T 4-4	3-12-4	
X-Bobby Schmautz	29	8	8	16	20	-	-	-	-	-	N. 21	@ Tor	L 2-2	3-12-5	
Al Hamilton	31	4	15	19	20	1	0	0	0	0	N. 24	PHI	T 2-2	3-12-6	
Lee Fogolin	80	5	10	15	104	3	0	0	0	4	N. 28	CHI	W 4-2	4-12-6	
Dave Semenko	67	6	7	13	135	3	0	0	0	2	N. 30	NYI	W 5-3	5-12-6	
Colin Campbell	72	2	11	13	196	3	0	0	0	11	D. 5	@ Min	L 1-6	5-13-6	
Bill Flett	20	5	2	7	2	-	-	-	-	-	D. 7	@ Wpg	L 3-8	5-14-6	
Peter Driscoll	39	1	5	6	54	3	0	0	0	0	D. 9	HFD	W 3-0	6-14-6	
X-Dan Newman	10	3	1	4	0	-	-	-	-	-	D. 12	ATL	T 5-5	6-14-7	
Kari Makkonen	9	2	2	4	0	-	-	-	-	-	D. 14	MTL	W 5-3	7-14-7	
Ron Low (QUE)	15	0	2	2	0	-	-	-	-	-	D. 16	WPG	L 3-4	7-15-7	
(EDM)	11	0	1	1	0	3	0	0	0	0	D. 19	DET	L 4-6	7-16-7	
(TOT)	26	0	3	3	0	-	-	-	-	-	D. 21	@ Col	L 3-9	7-17-7	
Jim Corsi	26	0	3	3	6	-	-	-	-	-	D. 22	@ LA	L 3-9	7-18-7	
Ed Mio	34	0	1	1	4	-	-	-	-	-	D. 25	COL	W 4-3	8-18-7	
John Bednarski	1	0	0	0	0	-	-	-	-	-	D. 28	@ Van	W 5-3	9-18-7	
Bob Dupuis	1	0	0	0	0	-	-	-	-	-	D. 30	QUE	L 2-2	9-19-7	
Ron Carter	2	0	0	0	0	-	-	-	-	-	J. 2	HFD	T 3-3	9-19-8	
Mike Forbes	2	0	0	0	0	-	-	-	-	-	J. 5	LA	T 3-3	9-19-9	
Bryon Baltimore	2	0	0	0	4	-	-	-	-	-	J. 7	@ Mtl	L 3-4	9-20-9	
Jim Harrison	3	0	0	0	0	-	-	-	-	-	J. 9	@ Que	L 2-3	9-21-9	
Mike Toal	3	0	0	0	0	-	-	-	-	-	J. 11	NYR	L 2-6	9-22-9	
Ron Areshenkoff	4	0	0	0	0	-	-	-	-	-	J. 13	BUF	W 6-5	10-22-9	
Alex Tidey	5	0	0	0	8	-	-	-	-	-	J. 16	@ Wsh	W 5-2	11-22-9	
Don Cutts	6	0	0	0	6	-	-	-	-	-	J. 17	@ Bos	L 1-7	11-23-9	
Poul Popiel	10	0	0	0	0	-	-	-	-	-	J. 19	@ Pit	W 5-2	12-23-9	
Wayne Bianchin	11	0	0	0	7	-	-	-	-	-	J. 20	@ Buf	T 4-4	12-23-10	
Dave Dryden	14	0	0	0	0	-	-	-	-	-	J. 23	PIT	W 4-3	13-23-10	
GOALTENDER	GP	MIN	GA	SO	GAA	W-L-T	GP	MIN	GA	GAA	W-L	J. 26	TOR	W 8-3	14-23-10
Ron Low (QUE)	15	828	51	0	3.70	5-7-2	-	-	-	-	-	J. 27	PHI	L 3-5	14-24-10
(EDM)	11	650	37	0	3.42	8-2-1	3	212	12	3.40	0-3	J. 29	@ Stl	L 2-3	14-25-10
(TOT)	26	1478	88	0	3.57	13-9-3	-	-	-	-	-	J. 30	@ LA	W 8-1	15-25-10
Don Cutts	6	269	16	0	3.57	1-2-1	-	-	-	-	-	F. 1	WPG	W 9-2	16-25-10
Jim Corsi	26	1366	83	0	3.65	8-14-3	-	-	-	-	-	F. 3	LA	W 5-3	17-25-10
Bob Dupuis	1	60	4	0	4.00	0-1-0	-	-	-	-	-	F. 6	STL	L 3-6	17-26-10
Ed Mio	34	1711	120	1	4.21	9-13-5	-	-	-	-	-	F. 8	ATL	L 2-4	17-27-10
Dave Dryden	14	744	53	0	4.27	2-7-3	-	-	-	-	-	F. 10	@ Wpg	T 2-2	17-27-11
GOALTENDER	GP	MIN	GA	SO	GAA	W-L-T	GP	MIN	GA	GAA	W-L	F. 13	@ Min	T 5-5	18-27-11
Ron Low (QUE)	15	828	51	0	3.70	5-7-2	-	-	-	-	-	F. 15	WSH	W 8-2	19-27-11
(EDM)	11	650	37	0	3.42	8-2-1	-	-	-	-	-	F. 17	STL	T 5-5	19-27-12
(TOT)	26	1478	88	0	3.57	13-9-3	3	212	12	3.40	0-3	F. 19	@ Hfd	L 2-6	19-28-12
Don Cutts	6	269	16	0	3.57	1-2-1	-	-	-	-	-	F. 20	@ NYR	L 1-4	19-29-12
Jim Corsi	26	1366	83	0	3.65	8-14-3	-	-	-	-	-	F. 22	@ Col	L 1-3	19-30-12
Bob Dupuis	1	60	4	0	4.00	0-1-0	-	-	-	-	-	F. 24	BOS	L 2-4	19-31-12
Ed Mio	34	1711	120	1	4.21	9-13-5	-	-	-	-	-	F. 27	@ Chi	W 5-2	20-31-12
Dave Dryden	14	744	53	0	4.27	2-7-3	-	-	-	-	-	F. 29	BUF	L 2-4	20-32-12
GOALTENDER	GP	MIN	GA	SO	GAA	W-L-T	GP	MIN	GA	GAA	W-L	M. 1	VAN	L 2-5	20-33-12
Ron Low (QUE)	15	828	51	0	3.70	5-7-2	-	-	-	-	-	M. 5	@ NYI	L 4-6	20-34-12
(EDM)	11	650	37	0	3.42	8-2-1	-	-	-	-	-	M. 6	@ Mtl	L 4-5	20-35-12
(TOT)	26	1478	88	0	3.57	13-9-3	3	212	12	3.40	0-3	M. 8	@ Pit	L 4-5	20-36-12
Don Cutts	6	269	16	0	3.57	1-2-1	-	-	-	-	-	M. 9	@ Phi	L 3-5	20-37-12
Jim Corsi	26	1366	83	0	3.65	8-14-3	-	-	-	-	-	M. 12	@ Que	W 6-3	21-37-12
Bob Dupuis	1	60	4	0	4.00	0-1-0	-	-	-	-	-	M. 14	CHI	W 6-4	22-37-12
Ed Mio	34	1711	120	1	4.21	9-13-5	-	-	-	-	-	M. 15	MTL	L 3-7	22-38-12
Dave Dryden	14	744	53	0	4.27	2-7-3	-	-	-	-	-	M. 19	NYR	W 4-2	23-38-12
GOALTENDER	GP	MIN	GA	SO	GAA	W-L-T	GP	MIN	GA	GAA	W-L	M. 21	PIT	W 9-2	24-38-12
Ron Low (QUE)	15	828	51	0	3.70	5-7-2	-	-	-	-	-	M. 25	@ Atl	W 5-4	25-38-12
(EDM)	11	650	37	0	3.42	8-2-1	-	-	-	-	-	M. 26	@ Det	W 5-2	26-38-12
(TOT)	26	1478	88	0	3.57	13-9-3	3	212	12	3.40	0-3	M. 29	@ Tor	W 8-5	27-38-12
Don Cutts	6	269	16	0	3.57	1-2-1	-	-	-	-	-	A. 1	@ Van	L 0-5	27-39-12
Jim Corsi	26	1366	83	0	3.65	8-14-3	-	-	-	-	-	A. 2	MIN	T 1-1	27-39-13
Bob Dupuis	1	60	4	0	4.00	0-1-0	-	-	-	-	-	A. 4	COL	W 6-2	28-39-13
Ed Mio	34	1711	120	1	4.21	9-13-5	-	-	-	-	-				
Dave Dryden	14	744	53	0	4.27	2-7-3	-	-	-	-	-				



# YEARLY RESULTS

## EDMONTON OILERS 1980-81 RESULTS & STATISTICS

X - Denotes did not finish the season with the Oilers

COACH	REGULAR SEASON						PLAYOFFS					
	GP	W	L	T	PTS	GF	GA	GP	W	L	GF	GA
Bryan Watson (4-9-5) & Glen Sather (25-26-11)	80	29	35	16	74	328	327	9	5	4	35	35

4th Smythe Division, 14th Overall. Playoffs: Won Preliminary Round 3-0 vs. Montreal, Lost Quarter-Final 4-2 vs. NY Islanders.

PLAYER	REGULAR SEASON					PLAYOFFS					DATE	GAME-BY-GAME RESULTS		RECORD
	GP	G	A	PTS	PIM	GP	G	A	PTS	PIM		OPPONENT	RESULT	
Wayne Gretzky	80	55	109	164	28	9	7	14	21	4	O. 10	QUE	L 4-7	0-1-0
Jari Kurri	75	32	43	75	40	9	5	7	12	4	O. 12	COL	L 2-3	0-2-0
Mark Messier	72	23	40	63	102	9	2	5	7	13	O. 15	@ Buf	L 0-2	0-3-0
Brett Callighen	55	25	35	60	32	9	4	4	8	6	O. 18	@ NYI	T 5-5	0-3-1
Glenn Anderson	58	30	23	53	24	9	5	7	12	12	O. 19	@ NYR	W 4-2	1-3-1
Matti Hagman	75	20	33	53	16	9	4	1	5	6	O. 22	CGY	W 5-3	2-3-1
Risto Siltanen	79	17	36	53	54	9	2	0	2	8	O. 24	MIN	L 2-4	2-4-1
X-Blair MacDonald	51	19	24	43	27	-	-	-	-	-	O. 26	LA	T 4-4	2-4-2
Kevin Lowe	79	10	24	34	94	9	0	2	2	11	O. 29	TOR	T 4-2	2-4-3
Stan Weir	70	12	20	32	40	5	0	0	0	2	N. 1	WSH	T 4-4	2-4-4
Paul Coffey	74	9	23	32	130	9	4	3	7	22	N. 3	PIT	L 4-4	2-5-5
X-Pat Price	59	8	24	32	193	-	-	-	-	-	N. 5	@ Van	L 3-4	2-5-5
Lee Fogolin	80	13	17	30	139	9	0	0	0	12	N. 7	@ Wpg	W 4-2	2-5-5
Dave Hunter	78	12	16	28	98	9	0	0	0	28	N. 9	STL	L 4-6	3-6-5
Doug Hicks	59	5	16	21	76	9	1	1	2	4	N. 13	@ Phi	L 1-8	3-7-5
Garry Unger (LA)	58	10	10	20	40	-	-	-	-	-	N. 15	@ Tor	L 2-4	3-8-5
(EDM)	13	0	0	0	6	8	0	0	0	2	N. 16	@ Chi	W 5-4	4-8-5
(TOT)	71	10	10	20	46	-	-	-	-	-	N. 19	VAN	L 4-6	4-9-5
Dave Semenko	58	11	8	19	80	9	0	0	0	5	N. 23	BUF	W 6-3	5-9-5
Don Murdoch	40	10	9	19	18	-	-	-	-	-	N. 25	@ Col	L 3-4	5-10-5
Pat Hughes (PIT)	58	10	9	19	161	-	-	-	-	-	N. 26	CHI	W 10-3	6-10-5
(EDM)	2	0	0	0	0	5	0	0	0	2	N. 28	@ Hfd	L 4-6	6-11-5
(TOT)	60	10	9	19	161	-	-	-	-	-	N. 29	@ Bos	L 3-6	6-12-5
Garry Lariviere (QUE)	52	3	13	16	50	-	-	-	-	-	D. 5	NYR	L 6-4	7-13-5
(EDM)	13	0	2	2	6	9	0	3	3	8	D. 7	HFD	W 6-4	7-14-5
(TOT)	65	3	15	18	56	-	-	-	-	-	D. 10	NYI	L 2-3	7-14-5
Dave Lumley	53	7	9	16	74	7	1	0	1	4	D. 13	@ Mtl	L 1-4	7-15-5
Curt Brackenbury	58	2	7	9	153	2	0	0	0	0	D. 14	@ Que	L 5-6	7-16-5
Charlie Huddy	12	2	5	7	6	-	-	-	-	-	D. 16	@ Det	L 3-4	7-17-5
Don Ashby	6	2	3	5	2	-	-	-	-	-	D. 17	@ Wsh	L 2-5	7-18-5
Peter Driscoll	21	2	3	5	43	-	-	-	-	-	D. 20	MTL	W 4-3	8-18-5
Eddie Mio	43	0	5	5	6	-	-	-	-	-	D. 23	@ LA	L 4-7	8-19-5
X-John Hughes	18	0	3	3	30	-	-	-	-	-	D. 27	DET	T 4-4	8-19-6
Ron Low	24	0	3	3	0	-	-	-	-	-	D. 28	PHI	L 1-2	8-20-6
Tom Roulston	11	1	1	2	2	-	-	-	-	-	D. 30	@ Cgy	L 3-5	8-21-6
Gary Edwards	15	0	2	2	0	1	0	0	0	0	J. 2	BOS	W 7-5	9-21-6
Roy Sommer	3	1	0	1	7	-	-	-	-	-	J. 3	TOR	W 4-1	10-21-6
Andy Moog	7	0	1	1	0	9	0	0	0	0	J. 7	WSH	W 8-3	11-21-6
Tom Bladen	1	0	0	0	0	-	-	-	-	-	J. 9	HFD	L 6-3	11-21-7
Peter LoPresti	2	0	0	0	0	-	-	-	-	-	J. 11	@ Que	W 6-3	12-21-7
											J. 12	@ Mtl	L 0-5	12-22-7
											J. 14	@ Tor	W 7-4	13-22-7
											J. 16	@ Buf	T 5-5	13-22-8
											J. 17	@ STL	L 6-7	13-23-8
											J. 21	VAN	W 5-1	14-23-8
											J. 23	NYR	L 4-7	14-24-8
											J. 24	@ Min	L 1-6	14-25-8
											J. 28	MTL	W 9-1	15-25-8
											F. 30	CHI	W 4-2	16-25-8
											F. 3	@ Wsh	L 4-7	16-26-8
											F. 4	@ STL	T 3-3	16-26-9
											F. 6	@ Chi	L 3-6	16-27-9
											F. 8	WPG	W 10-4	17-27-9
											F. 13	CGY	L 4-10	17-28-9
											F. 15	QUE	L 2-4	17-29-9
											F. 18	BUF	T 2-2	17-29-10
											F. 20	STL	W 9-2	18-29-10
											F. 21	@ Wpg	L 1-5	18-30-10
											F. 24	@ LA	L 2-5	19-31-10
											F. 27	PHI	W 6-2	20-31-10
											F. 28	DET	W 5-2	21-31-10
											M. 3	@ Col	L 1-2	21-32-11
											M. 4	@ NYI	L 8-8	21-33-11
											M. 7	@ NYR	T 5-5	21-32-12
											M. 8	@ Phi	W 5-3	22-32-12
											M. 12	@ Pit	L 4-6	22-33-12
											M. 15	NYI	L 0-5	22-34-12
											M. 16	@ Cgy	T 3-3	22-34-13
											M. 18	PIT	W 7-6	23-34-13
											M. 20	@ Min	W 5-3	24-34-13
											M. 21	MIN	T 1-1	24-34-14
											M. 23	LA	T 6-6	24-34-15
											M. 25	@ Bos	L 2-7	24-35-15
											M. 28	@ Hfd	W 7-2	25-35-15
											M. 29	@ Det	W 4-2	26-35-15
											A. 3	@ Pit	W 4-2	27-35-16
											A. 4	COL	L 4-4	27-36-16
											A. 3	@ Van	W 7-2	28-35-16
											A. 4	WPG	W 7-2	29-35-16



## EDMONTON OILERS 1981-82 RESULTS &amp; STATISTICS

X - Denotes did not finish the season with the Oilers

COACH	REGULAR SEASON						PLAYOFFS					
	GP	W	L	T	PTS	GF	GA	GP	W	L	GF	GA
Glen Sather	80	48	17	15	111	417	295	5	2	3	23	27

1st Smythe Division, 2nd Overall. Playoffs: Lost Smythe Division Semi-Final 3-2 vs. Los Angeles.

PLAYER	REGULAR SEASON					PLAYOFFS					GAME-BY-GAME RESULTS			
	GP	G	A	PTS	PIM	GP	G	A	PTS	PIM	DATE	OPPONENT	RESULT	RECORD
Wayne Gretzky	80	92	120	212	26	5	5	7	12	8	O. 7	COL	W, 7-4	1-0-0
Glenn Anderson	80	38	67	105	71	5	2	5	7	8	O. 9	@ Van	L, 2-6	1-1-0
Paul Coffey	80	29	60	89	106	5	1	1	2	6	O. 10	@ LA	W, 7-4	2-1-0
Mark Messier	78	50	38	88	119	5	1	2	3	8	O. 14	WPG	L, 2-4	2-2-0
Jari Kurri	71	32	54	86	32	5	2	5	7	10	O. 16	CGY	W, 8-4	3-2-0
Dave Lumley	66	32	42	74	96	5	2	1	3	21	O. 18	@ Chi	L, 5-7	3-3-0
Risto Siltanen	63	15	48	63	26	5	3	2	5	10	O. 20	@ Cgy	W, 5-4	4-3-0
Matti Hagman	72	21	38	59	18	3	1	0	1	0	O. 21	HFD	W, 5-2	5-3-0
Pat Hughes	68	24	22	46	99	5	2	1	3	6	O. 23	PIT	W, 8-3	6-3-0
Kevin Lowe	80	9	31	40	63	5	0	3	3	0	O. 24	@ Col	W, 3-1	7-3-0
Dave Hunter	63	16	22	38	63	5	0	1	1	26	O. 27	@ NYI	L, 3-4	7-4-0
Laurie Boschman (TOR)	54	9	19	28	150	-	-	-	-	-	O. 28	@ NYR	W, 5-3	8-4-0
(EDM)	11	2	3	5	37	3	0	1	1	4	O. 31	QUE	W, 11-4	9-4-0
(TOT)	65	11	22	33	187	-	-	-	-	-	N. 4	TOR	W, 6-4	10-4-0
Lee Fogolin	80	4	25	29	154	5	1	1	2	14	N. 7	COL	L, 4-5	10-5-0
Brett Callighen	46	8	19	27	28	2	0	0	0	2	N. 11	@ Hfd	L, 4-4	10-5-1
Dave Semenko	59	12	12	24	194	4	0	0	0	2	N. 12	@ Bos	L, 2-5	10-6-1
X-Doug Hicks	49	3	20	23	55	-	-	-	-	-	N. 14	@ NYI	T, 5-5	10-6-2
Garry Lariviere	62	1	21	22	41	4	0	1	1	0	N. 15	@ NYR	W, 5-3	11-6-2
Garry Unger	46	7	13	20	69	4	1	0	1	23	N. 17	@ Stl	W, 5-1	12-6-2
X-Stan Weir	51	3	13	16	13	-	-	-	-	-	N. 19	@ Min	T, 2-2	12-6-3
Charlie Huddy	41	4	11	15	46	5	1	2	3	14	N. 21	VAN	W, 8-3	13-6-3
Tom Roulston	35	11	3	14	22	5	1	0	1	2	N. 23	DET	W, 8-4	14-6-3
Mike Forbes	16	1	7	8	26	-	-	-	-	-	N. 25	LA	W, 11-4	15-6-3
Grant Fuhr	48	0	6	6	6	5	0	1	1	0	N. 27	CHI	W, 8-1	16-6-3
Ken Berry	15	2	3	5	9	-	-	-	-	-	N. 29	@ Wpg	W, 10-2	17-6-3
Marc Habscheid	7	1	3	4	2	-	-	-	-	-	D. 1	@ Mtl	T, 3-3	17-6-4
Lance Nethery (NYR)	5	0	0	0	0	-	-	-	-	-	D. 2	@ Que	L, 8-9	17-7-4
(EDM)	3	0	2	2	2	-	-	-	-	-	D. 4	VAN	W, 7-3	18-7-4
(TOT)	8	0	2	2	2	-	-	-	-	-	D. 5	@ Van	T, 3-3	18-7-5
Curt Brackenbury	14	0	2	2	12	-	-	-	-	-	D. 9	@ LA	T, 5-5	18-7-6
Andy Moog	8	0	1	1	2	-	-	-	-	-	D. 13	NYI	W, 4-3	19-7-6
Todd Strueby	3	0	0	0	0	-	-	-	-	-	D. 16	@ Col	W, 7-4	20-7-6
X-Walt Poddubny	4	0	0	0	0	-	-	-	-	-	D. 17	@ Cgy	W, 5-4	21-7-6
Don Jackson	8	0	0	0	18	-	-	-	-	-	D. 19	MIN	W, 9-6	22-7-6
Ron Low	29	0	0	0	2	-	-	-	-	-	D. 20	CGY	L, 5-7	22-8-6
Randy Gregg	-	-	-	-	-	4	0	2	2	12	D. 23	VAN	W, 6-1	23-8-6
											D. 27	LA	W, 10-3	24-8-6
											D. 30	PHI	W, 7-5	25-8-6
											D. 31	@ Van	L, 1-3	25-9-6
											J. 2	BOS	T, 4-4	25-9-7
											J. 6	COL	W, 5-3	26-9-7
											J. 9	CGY	W, 7-2	27-9-7
											J. 10	@ Cgy	L, 1-5	27-10-7
											J. 13	@ Wsh	T, 6-6	27-10-8
											J. 14	@ Phi	L, 2-8	27-11-8
											J. 16	@ Tor	L, 1-7	27-12-8
											J. 17	@ Det	T, 4-4	27-12-9
											J. 20	STL	W, 8-6	28-12-9
											J. 22	@ Van	W, 4-3	29-12-9
											J. 24	COL	W, 7-4	30-12-9
											J. 26	@ Stl	W, 6-4	31-12-9
											J. 27	@ Chi	T, 3-3	31-12-10
											J. 29	BUF	W, 3-1	32-12-10
											J. 31	PHI	W, 7-4	33-12-10
											F. 3	MTL	L, 3-6	33-13-10
											F. 6	TOR	W, 5-1	34-13-10
											F. 7	NYR	W, 8-4	35-13-10
											F. 12	WSH	W, 5-3	36-13-10
											F. 14	BOS	T, 2-2	36-13-11
											F. 17	MIN	W, 7-4	37-13-11
											F. 19	HTF	W, 7-4	38-13-11
											F. 21	@ Det	W, 7-3	39-13-11
											F. 24	@ Buf	W, 6-3	40-13-11
											F. 27	@ Pit	W, 4-1	41-13-11
											F. 28	@ Wsh	W, 4-1	42-13-11
											M. 2	@ Mtl	T, 3-3	42-13-12
											M. 3	@ Que	L, 4-6	42-14-12
											M. 6	@ Col	L, 2-5	42-15-12
											M. 10	@ LA	L, 2-3	42-16-12
											M. 12	BUF	L, 2-3	42-17-12
											M. 13	VAN	W, 3-3	43-17-12
											M. 15	LA	T, 3-3	43-17-13
											M. 17	PIT	T, 10-4	44-17-13
											M. 19	CGY	T, 3-3	44-17-14
											M. 25	@ Cgy	W, 7-2	45-17-14
											M. 26	@ Col	T, 6-6	45-17-15
											M. 28	@ LA	W, 6-2	46-17-15
											M. 31	LA	W, 7-3	47-17-15
											A. 4	WPG	W, 2-1	48-17-15
GOALTENDER	GP	MINs	GA	SO	GAA	W-L-T	GP	MIN	GA	GAA	W-L			
Grant Fuhr	48	2847	157	0	3.31	28-5-14	5	309	26	5.05	2-3			
Ron Low	29	1554	100	0	3.86	17-7-1	-	-	-	-	-			
Andy Moog	8	399	32	0	4.81	3-5-0	-	-	-	-	-			



# YEARLY RESULTS

## EDMONTON OILERS 1982-83 RESULTS & STATISTICS

X - Denotes did not finish the season with the Oilers

COACH	REGULAR SEASON						PLAYOFFS			
	GP	W	L	T	PTS	GF	GA	GP	W	L
Glen Sather	80	47	21	12	106	424	315	16	11	5

1st Smythe Division, 3rd Overall. Playoffs: Stanley Cup Finalists; Won Smythe Division Semi-Final 3-0 vs. Winnipeg, Won Smythe Division Final 4-1 vs. Calgary, Won Campbell Conference Final 4-0 vs. Chicago, Lost Stanley Cup Final 4-0 vs. NY Islanders.

PLAYER	REGULAR SEASON					PLAYOFFS				
	GP	G	A	PTS	PIM	GP	G	A	PTS	PIM
Wayne Gretzky	80	71	125	196	59	16	12	26	38	4
Mark Messier	77	48	58	106	72	15	15	6	21	14
Glenn Anderson	72	48	56	104	70	16	10	10	20	32
Jari Kurri	80	45	59	104	22	16	8	15	23	8
Paul Coffey	80	29	67	96	87	16	7	7	14	14
Ken Linseman	72	33	42	75	181	16	6	8	14	22
Charlie Huddy	76	20	37	57	58	15	1	6	7	10
Willy Lindstrom (WPG)	63	20	25	45	8	-	-	-	-	-
(EDM)	10	6	5	11	2	16	2	11	13	4
(TOT)	73	26	30	56	10	-	-	-	-	-
Pat Hughes	80	25	20	45	85	16	2	5	7	14
Tom Roulston	67	19	21	40	24	16	1	2	3	0
Kevin Lowe	80	6	34	40	43	16	1	8	9	10
Dave Lumley	72	13	24	37	158	16	0	0	0	19
Jaroslav Pouzar	74	15	18	33	57	1	2	0	2	0
Dave Hunter	80	13	18	31	120	16	4	7	11	60
Randy Gregg	80	6	22	28	54	16	2	4	6	13
Dave Semenko	75	12	15	27	141	15	1	1	2	69
X-Laurie Boschman	62	8	12	20	183	-	-	-	-	-
Lee Fogolin	72	0	18	18	92	16	0	5	5	36
Marc Habscheid	32	3	10	13	14	-	-	-	-	-
Don Jackson	71	2	8	10	136	16	3	3	6	30
Andy Moog	50	0	4	4	16	16	0	1	1	2
John Blum	5	0	3	3	24	-	-	-	-	-
Garry Unger	16	2	0	2	8	1	0	0	0	0
Garry Lariviere	17	0	2	2	14	1	0	1	1	2
L. Middlebrook (NJ)	9	0	1	1	2	-	-	-	-	-
(EDM)	1	0	0	0	0	-	-	-	-	-
(TOT)	10	0	1	1	2	-	-	-	-	-
Todd Strueby	1	0	0	0	0	-	-	-	-	-
Ron Low	3	0	0	0	0	-	-	-	-	-
Don Nachbaur	4	0	0	0	17	2	0	0	0	7
Grant Fuhr	32	0	0	0	6	1	0	0	0	0
Ray Cote	-	-	-	-	-	14	3	2	5	4

GOALTENDER	REGULAR SEASON					PLAYOFFS				
	GP	MINS	GA	SO	GAA	GP	MIN	GA	GAA	W-L
L. Middlebrook	1	60	3	0	3.00	-	-	-	-	-
Andy Moog	50	2833	167	1	3.54	16	949	48	3.03	11-5
Grant Fuhr	32	1803	129	0	4.29	1	11	0	0.00	0-0
X-Ron Low	3	104	10	0	5.77	-	-	-	-	-

DATE	OPPONENT	GAME-BY-GAME RESULTS		RECORD
		W	L	
O. 5	CGY	W	7-5	1-0-0
O. 8	NYI	W	4-6	2-0-0
O. 9	@ Van	W	6-3	3-0-0
O. 12	@ Cgy	L	4-9	2-2-0
O. 14	@ Hfd	T	4-4	2-2-1
O. 16	@ Bos	T	6-6	2-2-2
O. 17	@ Buf	L	4-6	2-3-2
O. 20	HFD	W	4-3	3-3-2
O. 21	BOS	L	3-5	3-4-2
O. 24	@ Wpg	L	5-9	3-5-2
O. 27	CHI	T	4-4	3-5-3
O. 29	LA	W	6-3	4-5-3
O. 31	WPG	W	7-2	4-6-3
N. 3	N.Y.	W	5-1	5-6-3
N. 8	@ Que	L	5-5	6-6-4
N. 10	@ Pit	L	4-5	6-7-4
N. 11	@ NJ	W	5-1	7-7-4
N. 13	@ Phi	W	4-3	8-7-4
N. 14	@ NYR	W	7-2	9-7-4
N. 16	@ NYI	L	2-4	9-8-4
N. 20	VAN	T	3-3	9-8-5
N. 21	QUE	L	7-9	9-9-5
N. 24	WSH	T	3-3	9-9-6
N. 26	@ Wpg	W	6-5	10-9-6
N. 28	@ Det	W	7-3	11-9-6
D. 1	@ PHI	L	2-4	11-10-6
D. 4	CGY	W	7-5	12-10-6
D. 5	LA	W	7-3	13-10-6
D. 7	STL	W	3-2	14-10-6
D. 9	@ LA	T	3-3	14-10-7
D. 11	@ Min	L	4-5	14-11-7
D. 17	NJ	W	10-4	15-11-7
D. 19	MTL	W	5-2	16-11-7
D. 22	MIN	W	8-2	17-11-7
D. 23	@ LA	W	6-2	18-11-7
D. 26	@ Cgy	T	4-4	18-11-8
D. 29	CHI	L	6-8	18-12-8
D. 31	@ Van	W	8-1	19-12-8
J. 4	WPG	W	8-3	20-12-8
J. 5	@ Cgy	W	8-3	21-12-8
J. 7	@ Wpg	W	8-3	22-12-8
J. 9	PIT	W	7-2	23-12-8
J. 11	DET	L	3-4	23-13-8
J. 11	@ SH	W	7-5	24-13-8
J. 12	@ Chi	W	10-4	25-13-8
J. 15	@ Min	W	10-4	26-13-8
J. 18	@ LA	T	3-3	26-13-9
J. 19	VAN	W	9-4	27-13-9
J. 22	@ Van	L	3-4	27-14-9
J. 23	LA	W	8-6	28-14-9
J. 26	TOR	W	6-6	28-14-10
J. 30	CGY	W	5-4	29-14-10
F. 3	LA	L	4-7	29-15-10
F. 4	MTL	W	7-3	30-16-10
F. 11	QUE	W	7-3	31-16-10
F. 14	@ Mtl	L	2-4	31-17-10
F. 17	@ Phi	L	3-7	31-18-10
F. 19	@ Pit	W	10-7	32-18-10
F. 20	@ Buf	W	5-4	33-18-10
F. 22	@ Cgy	L	1-4	33-19-10
F. 23	WSH	W	6-3	34-19-10
F. 25	STL	T	5-5	34-19-11
F. 27	WPG	W	3-0	35-19-11
M. 1	@ NJ	W	4-3	36-19-11
M. 2	@ Wsh	W	5-3	37-19-11
M. 5	@ Tor	W	6-3	38-19-11
M. 6	@ Bos	L	2-5	38-20-11
M. 8	@ Hfd	W	9-4	39-20-11
M. 11	NYR	W	3-1	40-20-11
M. 13	BUF	W	6-2	41-20-11
M. 16	VAN	W	4-3	42-20-11
M. 19	DET	W	9-7	43-20-11
M. 21	@ Tor	W	4-1	44-20-11
M. 23	@ Wpg	L	4-7	44-21-11
M. 26	@ LA	W	9-3	45-21-11
M. 29	@ Van	W	7-4	46-21-11
A. 1	WPG	W	7-2	47-21-11
A. 3	CGY	T	3-3	47-21-12



## EDMONTON OILERS 1983-84 RESULTS &amp; STATISTICS

X - Denotes did not finish the season with the Oilers

COACH	REGULAR SEASON							PLAYOFFS				
	GP	W	L	T	PTS	GF	GA	GP	W	L	GF	GA
Glen Sather	80	57	18	5	119	446	314	19	15	4	94	56

STANLEY CUP CHAMPIONS, 1st Smythe Division, 1st Overall. Playoffs: Won Smythe Division Semi-Final 3-0 vs. Winnipeg, Won Smythe Division Final 4-3 vs. Calgary, Won Campbell Conference Final 4-0 vs. Minnesota, Won Stanley Cup Final 4-1 vs. NY Islanders.

PLAYER	REGULAR SEASON					PLAYOFFS				
	GP	G	A	PTS	PIM	GP	G	A	PTS	PIM
Wayne Gretzky	74	87	118	205	39	19	13	22	35	12
Paul Coffey	80	40	86	126	104	19	8	14	22	21
Jari Kurri	64	52	61	113	14	19	14	14	28	13
Mark Messier	73	37	64	101	165	19	8	18	26	19
Glenn Anderson	80	54	45	99	65	19	6	11	17	33
Ken Linseman	72	18	49	67	119	19	10	4	14	65
Pat Hughes	77	27	28	55	61	19	2	11	13	12
Dave Hunter	80	22	26	48	90	17	5	5	10	14
Kevin Lowe	80	4	42	46	59	19	3	7	10	16
Charlie Huddy	75	8	34	42	43	12	1	9	10	8
Randy Gregg	80	13	27	40	56	19	3	7	10	21
Willy Lindstrom	73	22	16	38	38	19	5	5	10	10
Kevin McClelland (PIT)	24	2	4	6	62	-	-	-	-	-
(EDM)	52	8	20	28	127	18	4	6	10	42
(TOT)	76	10	24	34	189	-	-	-	-	-
Jaroslav Pouzar	67	13	19	32	44	14	1	2	3	12
Dave Lumley	56	6	15	21	68	19	2	5	7	44
Lee Fogolin	80	5	16	21	125	19	1	4	5	23
Don Jackson	64	8	12	20	120	19	1	2	3	32
Dave Semenko	52	6	11	17	118	19	5	5	10	44
Grant Fuhr	45	0	14	14	6	16	0	3	3	4
X-Tom Roulston	24	5	7	12	16	-	-	-	-	-
Pat Conacher	45	2	8	10	31	3	1	0	1	2
Rick Chartraw (NYR)	4	0	0	0	4	-	-	-	-	-
(EDM)	24	2	6	8	21	1	0	0	0	2
(TOT)	28	2	6	8	25	-	-	-	-	-
Ken Berry	13	2	3	5	10	-	-	-	-	-
Raimo Summanen	2	1	4	5	2	5	1	4	5	0
Kari Jalonen (CGY)	9	0	3	3	0	-	-	-	-	-
(EDM)	3	0	0	0	0	-	-	-	-	-
(TOT)	12	0	3	3	0	-	-	-	-	-
Jim Playfair	2	1	1	2	2	-	-	-	-	-
Tom Gorence	12	1	1	2	0	-	-	-	-	-
Gord Sherven	2	1	0	1	0	-	-	-	-	-
Marc Habscheid	9	1	0	1	6	-	-	-	-	-
Todd Strueby	1	0	1	1	2	-	-	-	-	-
X-John Blum	4	0	1	1	2	-	-	-	-	-
Andy Moog	38	0	1	1	4	7	0	0	0	2
Dean Clark	1	0	0	0	0	-	-	-	-	-
Steve Graves	2	0	0	0	0	-	-	-	-	-
Reg Kerr	3	0	0	0	0	-	-	-	-	-
Ray Cote	13	0	0	0	2	-	-	-	-	-
Larry Melnyk	-	-	-	-	-	6	0	1	1	2

GOALTENDER	REGULAR SEASON					PLAYOFFS				
	GP	MIN	GA	SO	GAA	GP	MIN	GA	GAA	W-L
Andy Moog	38	2212	139	1	3.77	7	263	12	2.74	4-0
Grant Fuhr	45	2625	171	1	3.91	16	883	44	2.99	11-4

DATE	OPPONENT	GAME-BY-GAME RESULTS		RECORD
		W	L	
O. 5	TOR	W 5-4	-	1-0-0
O. 7	@ Wpg	W 8-6	-	2-0-0
O. 9	MIN	W 4-3	OT	3-0-0
O. 12	DET	W 8-3	-	4-0-0
O. 15	@ CGY	W 4-3	-	5-0-0
O. 16	CGY	W 5-1	-	6-0-0
O. 19	@ VAN	W 10-7	-	7-0-0
O. 20	@ LA	L 2-7	-	7-1-0
O. 22	VAN	T 5-5	OT	7-2-1
O. 26	@ TOR	L 3-8	-	7-2-1
O. 29	@ Mtl	W 8-2	-	8-2-1
O. 30	@ NYR	W 5-4	OT	9-2-1
N. 2	WSH	W 11-3	-	10-2-1
N. 6	PIT	W 5-3	-	11-2-1
N. 8	@ Wpg	W 5-3	-	12-2-1
N. 8	@ Que	W 7-4	-	13-2-1
N. 9	@ Wsh	W 7-4	-	14-2-1
N. 12	@ Det	W 7-3	-	15-2-1
N. 13	@ Chi	L 3-5	-	15-3-1
N. 18	BUF	W 7-0	-	16-3-1
N. 19	NJ	W 13-4	-	17-3-1
N. 21	WPG	W 7-6	-	18-3-1
N. 23	@ LA	W 7-3	-	19-3-1
N. 25	@ Min	T 2-2	OT	19-3-2
N. 26	@ STL	L 6-8	-	19-4-2
N. 30	PHI	T 3-3	OT	19-4-3
D. 3	LA	W 5-3	-	20-4-3
D. 4	NYI	L 2-4	-	20-5-3
D. 7	VAN	W 5-4	-	21-5-3
D. 10	@ VAN	L 2-3	-	21-6-3
D. 13	@ NYI	L 5-8	-	21-7-3
D. 14	@ NYR	W 9-4	-	22-7-3
D. 17	QUE	W 8-1	-	23-7-3
D. 18	@ Wpg	W 7-5	-	24-7-3
D. 21	WPG	W 7-4	-	25-7-3
D. 23	CGY	T 5-5	OT	25-7-4
D. 26	@ CGY	W 6-3	-	26-7-4
D. 28	@ VAN	W 4-2	-	27-7-4
D. 30	BOS	W 6-0	-	28-7-4
J. 3	@ CGY	W 5-3	-	29-7-4
J. 7	MIN	W 12-8	-	30-7-4
J. 7	HFD	W 5-3	-	31-7-4
J. 9	@ Det	W 7-3	-	32-7-4
J. 11	@ Chi	W 5-3	-	33-7-4
J. 13	@ Buf	L 1-3	-	33-8-4
J. 15	@ NJ	W 5-4	-	34-8-4
J. 18	VAN	W 7-5	-	35-8-4
J. 20	LA	W 7-5	-	36-8-4
J. 21	@ LA	W 6-3	-	37-8-4
J. 25	@ VAN	W 6-4	-	38-8-4
J. 27	NJ	T 3-3	OT	38-8-5
J. 28	LA	L 2-4	-	38-9-5
F. 3	CGY	W 10-5	-	39-9-5
F. 7	@ Wsh	L 3-9	-	39-10-5
F. 9	@ NYI	L 3-5	-	39-11-5
F. 9	@ Phi	L 3-4	-	39-12-5
F. 11	@ Bos	L 1-4	-	39-13-5
F. 12	@ Hfd	L 0-11	-	39-14-5
F. 15	WPG	W 7-4	-	40-14-5
F. 17	BOS	W 5-2	-	41-14-5
F. 19	PIT	W 7-3	-	42-14-5
F. 21	@ STL	W 6-5	-	43-14-5
F. 22	@ Pit	W 9-2	-	44-14-5
F. 24	CGY	W 5-3	-	45-14-5
F. 25	TOR	W 8-3	-	46-14-5
F. 27	@ Wpg	W 9-3	OT	47-14-5
F. 29	PHI	L 6-7	-	47-15-5
M. 4	MTL	W 8-1	-	48-15-5
M. 7	CHI	W 7-4	-	49-15-5
M. 10	NYR	L 2-3	-	49-16-5
M. 11	VAN	W 12-2	-	50-16-5
M. 13	@ Que	W 6-5	OT	51-16-5
M. 15	@ Mtl	L 2-3	-	51-17-5
M. 17	LA	W 9-1	-	52-17-5
M. 18	BUF	W 4-3	-	53-17-5
M. 21	HTF	W 5-3	-	54-17-5
M. 24	STL	L 1-7	-	54-18-5
M. 25	WPG	W 3-2	-	55-18-5
M. 27	@ CGY	W 4-2	-	56-18-5
M. 31	@ LA	W 4-3	-	57-18-5



## YEARLY RESULTS

## EDMONTON OILERS 1984-85 RESULTS & STATISTICS

X - Denotes did not finish the season with the Oilers

COACH	REGULAR SEASON							PLAYOFFS				
	GP	W	L	T	PTS	GF	GA	GP	W	L	GF	GA
Glen Sather	80	49	20	11	109	401	298	18	15	3	98	57

STANLEY CUP CHAMPIONS, 1st Smythe Division, 2nd Overall. Playoffs: Won Smythe Division Semi-Final 3-0 vs. Los Angeles, Won Smythe Division Final 4-0 vs. Winnipeg, Won Campbell Conference Final 4-2 vs. Chicago, Won Stanley Cup Final 4-1 vs. Philadelphia.

PLAYER	REGULAR SEASON					PLAYOFFS					GAME-BY-GAME RESULTS				RECORD	
	GP	G	A	PTS	PIM	GP	G	A	PTS	PIM	DATE	OPPONENT	RESULT	OT		
Wayne Gretzky	80	73	135	208	52	18	17	30	47	4	O. 11	@ LA	W, 2-1	OT	0-0-1	
Jari Kurri	73	71	64	135	30	18	19	12	31	6	O. 12	STL	W, 1-0		1-0-1	
Paul Coffey	80	37	84	121	97	18	12	25	37	44	O. 14	QUE	W, 9-2		2-0-1	
Mike Krushelnyski	80	43	45	88	60	18	5	8	13	22	O. 16	BOS	W, 7-2		3-0-1	
Glenn Anderson	80	42	39	81	69	18	10	16	26	38	O. 18	@ Min	W, 7-5		4-0-1	
Mark Napier (MIN)	39	10	18	28	2	—	—	—	—	—	O. 19	@ Wpg	W, 7-4		5-0-1	
(EDM)	33	9	26	35	19	18	5	5	10	7	O. 21	CGY	T, 3-3		6-0-1	
(TOT)	72	19	44	63	21	—	—	—	—	—	O. 24	WSH	W, 6-4	OT	6-0-2	
Mark Messier	55	23	31	54	57	18	12	13	25	12	O. 26	LA	W, 8-2		7-0-2	
Charlie Huddy	80	7	44	51	46	18	3	17	20	17	O. 30	VAN	W, 7-0		8-0-2	
Dave Hunter	80	17	19	36	122	18	2	5	7	33	N. 2	CHI	W, 4-2		9-0-2	
Willy Lindstrom	80	12	20	32	18	18	5	1	6	8	N. 4	@ Wpg	W, 5-3		10-0-2	
Dave Lumley (HFD)	48	8	20	28	98	—	—	—	—	—	N. 6	@ Pit	T, 2-2	OT	10-0-3	
(EDM)	12	1	3	4	13	8	0	0	0	29	N. 8	@ NY	W, 3-2		11-0-3	
(TOT)	60	9	23	32	111	—	—	—	—	—	N. 9	@ Wsh	W, 8-5		12-0-3	
Pat Hughes	73	12	13	25	85	10	1	1	2	4	N. 11	@ Phi	L, 5-7		12-1-3	
Kevin Lowe	80	4	21	25	104	16	0	5	5	8	N. 14	MTL	L, 2-4		12-2-3	
Kevin McClelland	62	8	15	23	212	18	1	3	4	75	N. 15	@ Cgy	L, 2-6		12-3-3	
Randy Gregg	57	3	20	23	32	17	0	6	6	12	N. 17	VAN	W, 7-0		13-3-3	
Don Jackson	78	3	17	20	141	9	0	0	0	64	N. 21	WPG	W, 7-5		14-3-3	
Dave Semenko	69	6	12	18	167	14	0	0	0	39	N. 24	STL	W, 7-6		15-3-3	
Bill Carroll	65	8	9	17	22	9	0	0	0	4	N. 27	@ Tor	W, 7-1		16-3-3	
Lee Fogolin	79	4	13	17	126	18	3	1	4	16	N. 29	@ Bos	W, 4-2		17-3-3	
X-Gord Sherven	37	9	7	16	10	—	—	—	—	—	N. 30	@ Hfd	W, 4-2		18-3-3	
Jaroslav Pouzar	33	4	8	12	28	9	2	1	3	2	D. 5	NYI	W, 6-4		19-3-3	
Larry Melnyk	28	0	11	11	25	12	1	3	4	26	D. 7	@ MIN	W, 6-3		20-3-3	
Marc Habscheid	26	5	3	8	4	—	—	—	—	—	D. 8	@ Van	L, 2-7	OT	20-4-3	
Raimo Summanen	9	0	4	4	0	—	—	—	—	—	D. 13	@ LA	L, 2-7		20-5-3	
Grant Fuhr	46	0	3	3	6	18	0	3	3	2	D. 15	@ STL	W, 8-2		21-5-3	
Marco Baron	1	0	0	0	0	—	—	—	—	—	D. 17	@ NY	L, 2-5		21-6-3	
Daryl Reaugh	1	0	0	0	0	—	—	—	—	—	D. 19	LA	W, 7-3		22-6-3	
Ray Cote	2	0	0	0	2	—	—	—	—	—	D. 21	VAN	L, 1-3		22-7-3	
Steve Smith	2	0	0	0	2	—	—	—	—	—	D. 22	CGY	W, 7-1		23-7-3	
Mike Zanier	3	0	0	0	0	—	—	—	—	—	D. 26	@ Cgy	W, 6-5		24-7-3	
Andy Moog	39	0	0	0	8	2	0	0	0	0	D. 29	DET	W, 6-3		25-7-3	
Esa Tikkanen	—	—	—	—	—	3	0	0	0	2	D. 30	@ Van	T, 7-7	OT	25-7-4	
											J. 2	PHI	L, 2-5		25-8-4	
											J. 4	WPG	W, 7-4		26-8-4	
											J. 6	@ Wpg	W, 7-2		27-8-4	
											J. 8	@ Que	W, 4-0		28-8-4	
											J. 10	@ Mtl	W, 5-2		29-8-4	
											J. 12	@ Pit	L, 3-4		29-9-4	
											J. 13	@ Buf	W, 5-4		30-9-4	
											J. 16	NYI	T, 3-3	OT	30-9-5	
											J. 18	@ Van	T, 4-4	OT	30-9-6	
											J. 19	VAN	W, 7-5		31-9-6	
											J. 21	LA	W, 8-7		32-9-6	
											J. 25	NY	W, 4-2		33-9-6	
											J. 26	PIT	W, 6-3		34-9-6	
											J. 28	CGY	W, 4-3		35-9-6	
											J. 29	@ Cgy	W, 4-2		36-9-6	
											F. 2	NYR	W, 5-1		37-9-6	
											F. 3	HFD	W, 6-3		38-9-6	
											F. 6	@ Wpg	L, 2-6		38-10-6	
											F. 8	@ Min	W, 5-3		39-10-6	
											F. 9	@ Det	W, 6-5		40-10-6	
											F. 15	@ NYR	L, 7-8		40-11-6	
											F. 16	@ Phi	L, 4-5		40-12-6	
											F. 18	@ Buf	W, 6-4		41-12-6	
											F. 19	@ Tor	W, 9-4		42-12-6	
											F. 22	QUE	W, 6-3		43-12-6	
											F. 23	WSH	T, 3-3	OT	43-12-7	
											F. 27	MTL	L, 1-4		43-13-7	
											M. 1	LA	L, 4-5		43-14-7	
											M. 3	WPG	L, 3-6		43-15-7	
											M. 5	@ Cgy	W, 5-3		44-15-7	
											M. 9	NYR	T, 3-3	OT	44-15-8	
											M. 10	@ Van	L, 3-6		44-16-8	
											M. 13	DET	W, 7-6		45-16-8	
											M. 15	BUF	T, 4-4	OT	45-16-9	
											M. 17	@ LA	L, 4-5		45-17-9	
											M. 20	CHI	W, 6-4		46-17-9	
											M. 22	TOR	T, 3-3	OT	46-17-10	
											M. 26	@ NYI	W, 7-5		47-17-10	
											M. 28	@ Bos	L, 3-6		47-18-10	
											M. 29	@ Hfd	L, 7-8		47-19-10	
											M. 31	@ Chi	W, 7-3		48-19-10	
											A. 2	@ LA	W, 6-4		49-19-10	
											A. 5	CGY	T, 5-5	OT	49-19-11	
											A. 6	WPG	L, 5-6		49-20-11	
																49-20-11





## EDMONTON OILERS 1985-86 RESULTS &amp; STATISTICS

X - Denotes did not finish the season with the Oilers

COACH	REGULAR SEASON						PLAYOFFS					
	GP	W	L	T	PTS	GF	GA	GP	W	L	GF	GA
Glen Sather	80	56	17	7	119	426	310	10	6	4	41	30

1st Smythe Division, 1st Overall. Playoffs: Won Smythe Division Semi-Final 3-0 vs. Vancouver, Lost Smythe Division Final 4-3 vs. Calgary.

PLAYER	REGULAR SEASON						PLAYOFFS					
	GP	G	A	PTS	PIM		GP	G	A	PTS	PIM	
Wayne Gretzky	80	52	163	215	46		10	8	11	19	2	
Paul Coffey	79	48	90	138	120		10	1	9	10	30	
Jari Kurri	78	68	63	131	22		10	2	10	12	4	
Glenn Anderson	72	54	48	102	90		10	8	3	11	14	
Mark Messier	63	35	49	84	70		10	4	6	10	18	
Mark Napier	80	24	32	56	14		10	1	4	5	0	
Craig MacTavish	74	23	24	47	70		10	4	4	8	11	
Charlie Huddy	76	6	35	41	55		7	0	2	2	0	
Mike Krushelnyski	54	16	24	40	22		10	4	5	9	16	
Raimo Summanen	73	19	18	37	16		5	1	1	2	0	
Dave Hunter	62	15	22	37	77		10	2	3	5	23	
Kevin McClelland	79	11	25	36	264		10	1	0	1	32	
Randy Gregg	64	2	26	28	47		10	1	0	1	12	
Lee Fogolin	80	4	22	26	129		8	0	2	2	10	
Steve Smith	55	4	20	24	166		6	0	1	1	14	
Marty McSorley	59	11	12	23	265		8	0	2	2	50	
Dave Lumley	46	11	9	20	35		3	0	2	2	2	
Dave Semenko	69	6	12	18	141		6	0	0	0	32	
Kevin Lowe	74	2	16	18	90		10	1	3	4	15	
Esa Tikkanen	35	7	6	13	28		8	3	2	5	7	
Don Jackson	45	2	8	10	93		8	0	0	0	21	
Larry Melnyk	6	2	3	5	11		-	-	-	-	-	
Mike Rogers (NYR)	9	1	3	4	2		-	-	-	-	-	
(EDM)	8	1	0	1	0		-	-	-	-	-	
(TOT)	17	2	3	5	2		-	-	-	-	-	
Gord Sherven (MIN)	13	0	2	2	11		-	-	-	-	-	
(EDM)	5	1	1	2	4		-	-	-	-	-	
(TOT)	18	1	3	4	15		-	-	-	-	-	
Risto Jalo	3	0	3	3	0		-	-	-	-	-	
Bill Carroll	5	0	2	2	0		-	-	-	-	-	
Grant Fuhr	40	0	2	2	0		9	0	1	1	0	
Andy Moog	47	0	2	2	8		1	0	0	0	0	
Ken Solheim	6	1	0	1	5		-	-	-	-	-	
Jeff Brubaker (TOR)	21	0	0	0	67		-	-	-	-	-	
(EDM)	4	1	0	1	12		-	-	-	-	-	
(TOT)	25	1	0	1	79		-	-	-	-	-	
Dean Hopkins	1	0	0	0	0		-	-	-	-	-	
Mike Moller	1	0	0	0	0		-	-	-	-	-	
Selmar Odelein	4	0	0	0	0		-	-	-	-	-	
Jeff Beukeboom	-	-	-	-	-		1	0	0	0	4	

GOALTENDER	REGULAR SEASON						PLAYOFFS					
	GP	MIN	GA	SO	GAA	W-L-T	GP	MIN	GA	GAA	W-L	
Andy Moog	47	2664	164	1	3.69	27-9-7	1	60	1	1.00	1-0	
Grant Fuhr	40	2184	143	0	3.93	29-8-0	9	541	28	3.11	5-4	

DATE	GAME-BY-GAME RESULTS			RECORD
	OPPONENT	RESULT		
O. 10	WPG	W 6-3		1-0-0
O. 13	STL	W 6-3		2-0-0
O. 16	NYI	W 6-4		3-0-0
O. 18	BOS	W 3-2		4-0-0
O. 20	@ LA	W 8-5		5-0-0
O. 23	@ Wpg	L 3-9		5-1-0
O. 25	CGY	W 5-3		6-1-0
O. 28	@ Cgy	W 6-4		7-1-0
O. 30	WPG	W 7-3		8-1-0
N. 1	BUF	L 0-2		8-2-0
N. 3	TOR	W 7-1		9-2-0
N. 5	@ Van	W 6-4		10-2-0
N. 6	@ LA	T 4-4	OT	10-2-1
N. 8	VAN	W 13-0		11-2-1
N. 12	@ Wsh	L 2-5		11-3-1
N. 14	@ Phi	L 3-5		11-4-1
N. 16	@ NYI	T 4-4	OT	11-4-2
N. 17	@ NYR	W 3-2	OT	12-4-2
N. 19	@ Que	W 5-4		13-4-2
N. 20	@ Mtl	W 5-4	OT	14-4-2
N. 23	NJ	W 3-2		15-4-2
N. 27	VAN	T 5-5	OT	15-4-3
N. 30	HFD	W 8-5		16-4-3
D. 1	CGY	W 5-3		17-4-3
D. 3	@ LA	W 8-4		18-4-3
D. 5	LA	T 6-6	OT	18-4-4
D. 7	MIN	W 8-4		19-4-4
D. 8	CHI	W 4-3		20-4-4
D. 10	@ Stl	L 3-7		20-5-4
D. 11	@ Chi	W 12-9		21-5-4
D. 13	@ Wpg	W 6-3		22-5-4
D. 15	VAN	W 5-3		23-5-4
D. 18	WSH	L 2-5		23-6-4
D. 20	LA	W 9-4		24-6-4
D. 22	WPG	L 5-7		24-7-4
D. 29	@ Van	W 5-3		25-7-4
D. 31	PHI	W 4-3		26-7-4
J. 2	@ Cgy	W 4-3		27-7-4
J. 4	HFD	W 4-3		28-7-4
J. 5	CGY	W 6-3		29-7-4
J. 8	@ Tor	L 9-11		29-8-4
J. 10	@ Que	L 3-5		29-9-4
J. 11	@ Mtl	W 6-3		30-9-4
J. 13	@ Bos	W 5-3		31-9-4
J. 15	@ Hfd	W 4-1		32-9-4
J. 18	NYR	L 4-5		32-10-4
J. 22	PIT	L 7-7		32-11-4
J. 24	NJ	W 7-6	OT	33-11-4
J. 25	LA	W 5-2		34-11-4
J. 27	@ Chi	W 4-3		35-11-4
J. 29	@ Stl	T 5-5	OT	35-11-5
J. 31	CGY	W 7-4		36-11-5
F. 1	@ Cgy	T 4-4	OT	36-11-6
F. 6	@ NJ	W 6-4		37-11-6
F. 8	@ Wsh	L 4-5	OT	37-12-6
F. 9	@ Buf	L 2-4		37-13-6
F. 11	@ Det	W 3-2		38-13-6
F. 14	QUE	W 8-2		39-13-6
F. 16	BUF	W 7-5		40-13-6
F. 19	TOR	W 9-5		41-13-6
F. 22	BOS	L 3-6	OT	41-14-6
F. 24	MTL	W 3-2		42-14-6
F. 26	@ Wpg	W 8-2		43-14-6
M. 2	PHI	W 2-1	OT	44-14-6
M. 4	@ Van	W 6-2		45-14-6
M. 5	LA	W 6-3		46-14-6
M. 7	PIT	W 5-3		47-14-6
M. 9	@ LA	W 7-3		48-14-6
M. 11	@ Min	L 0-4		48-15-6
M. 12	@ Wpg	W 8-5		49-15-6
M. 14	DET	W 12-3		50-15-6
M. 18	WPG	W 6-2		51-15-6
M. 21	MIN	W 5-4	OT	52-15-6
M. 25	@ Det	W 7-2		53-15-6
M. 26	@ Pit	W 5-2		54-15-6
M. 28	@ NYR	L 2-4		54-16-6
M. 29	@ NYI	T 4-4	OT	54-16-7
A. 2	VAN	W 8-4		55-16-7
A. 4	@ Cgy	L 3-9		55-17-7
A. 6	@ Van	W 3-2		56-17-7



# YEARLY RESULTS

## EDMONTON OILERS 1986-87 RESULTS & STATISTICS

X - Denotes did not finish the season with the Oilers

COACH	REGULAR SEASON						PLAYOFFS			
	GP	W	L	T	PTS	GF	GA	GP	W	L
Glen Sather	80	50	24	6	106	372	284	21	16	5

STANLEY CUP CHAMPIONS, 1st Smythe Division, 1st Overall. Playoffs: Won Smythe Division Semi-Final 4-1 vs. Los Angeles, Won Smythe Division Final 4-0 vs. Winnipeg, Won Campbell Conference Final 4-1 vs. Detroit, Won Stanley Cup Final 4-3 vs. Philadelphia.

PLAYER	REGULAR SEASON					PLAYOFFS					GAME-BY-GAME RESULTS			RECORD
	GP	G	A	PTS	PIM	GP	G	A	PTS	PIM	DATE	OPPONENT	RESULT	
Wayne Gretzky	79	62	121	183	28	21	5	29	34	6	O. 9	@ PHI	W. 2-1	0-1-0
Jari Kurri	79	62	54	108	41	21	15	10	25	20	O. 11	@ MTL	W. 5-4	OT 1-1-0
Mark Messier	77	37	70	107	73	21	12	16	28	16	O. 12	@ Wpg	L. 3-5	1-2-0
Esa Tikkanen	76	34	44	78	120	21	7	2	9	20	O. 15	QUE	W. 5-2	2-2-0
Glenn Anderson	80	35	38	73	65	21	14	13	27	59	O. 17	DET	W. 4-3	3-2-0
Paul Coffey	59	17	50	67	49	17	3	8	11	30	O. 19	@ LA	L. 6-7	3-3-0
Kent Nilsson (MIN)	44	13	33	46	12	-	-	-	-	-	O. 21	CHI	W. 9-1	4-4-0
(EDM)	17	5	12	17	4	21	6	13	19	6	O. 22	@ Cgy	L. 3-6	4-4-0
(TOT)	61	18	45	63	16	-	-	-	-	-	O. 24	BOS	W. 6-2	5-4-0
Mike Krushelnyski	80	16	35	51	67	21	3	4	7	18	O. 26	VAN	W. 3-2	6-4-0
Craig MacTavish	79	20	19	39	55	21	1	9	10	16	O. 29	WSH	W. 6-3	7-4-0
Kevin Lowe	77	8	29	37	94	21	2	4	6	22	O. 31	@ Van	W. 6-5	8-4-0
Moe Lemay (VAN)	52	9	17	26	128	-	-	-	-	-	N. 2	LA	L. 1-3	8-4-1
(EDM)	10	1	2	3	36	9	2	1	3	11	N. 7	CCY	L. 4-6	OT 8-5-1
(TOT)	62	10	19	29	164	-	-	-	-	-	N. 8	@ Cgy	L. 4-6	8-6-1
Craig Muni	79	7	22	29	85	14	0	2	2	17	N. 8	MTL	W. 4-3	9-6-1
Kevin McClelland	72	12	13	25	238	21	2	3	5	43	N. 11	@ NYI	W. 3-2	OT 10-6-1
Randy Gregg	52	8	16	24	42	18	3	6	9	17	N. 13	@ Bos	L. 3-4	OT 10-7-1
Steve Smith	62	7	15	22	165	15	1	3	4	45	N. 15	@ Hfd	L. 2-6	10-8-1
X-Mark Napier	62	8	13	21	2	-	-	-	-	-	N. 16	@ NYR	W. 8-6	11-8-1
Charlie Huddy	58	4	15	19	35	21	1	7	8	21	N. 19	NYR	W. 5-4	OT 12-8-1
X-Raimo Summanen	48	10	7	17	15	-	-	-	-	-	N. 22	VAN	W. 5-2	OT 13-8-1
Dave Hunter	77	6	9	15	79	21	3	3	6	20	N. 24	@ Cgy	L. 5-6	14-9-1
Reijo Ruotsalainen	16	5	8	13	6	21	2	5	7	10	N. 26	WPG	W. 4-3	14-9-2
Normand Lacombe (BUF)	39	4	7	11	8	-	-	-	-	-	N. 28	CHI	W. 9-1	OT 15-10-1
(EDM)	1	0	0	0	2	-	-	-	-	-	D. 5	NYI	L. 2-1	16-10-1
(TOT)	40	4	7	11	10	-	-	-	-	-	D. 7	@ Pit	W. 4-2	16-10-2
Jeff Beukeboom	44	3	8	11	124	-	-	-	-	-	D. 7	@ Phi	L. 2-5	17-11-1
Marty McSorley	41	2	4	6	159	21	4	3	7	65	D. 9	@ Min	W. 3-2	17-11-2
Jaroslav Pouzar	12	2	3	5	6	5	1	1	2	2	D. 10	@ Wpg	W. 7-4	18-11-1
Stu Kulak	23	3	1	4	41	-	-	-	-	-	D. 12	WPG	W. 6-1	19-11-1
Danny Gare	18	1	3	4	6	-	-	-	-	-	D. 14	@ LA	W. 4-2	20-11-1
X-Lee Fogolin	35	1	3	4	17	-	-	-	-	-	D. 17	QUE	W. 5-3	21-11-1
Mike Moller	6	2	1	3	0	-	-	-	-	-	D. 19	VAN	W. 4-2	22-11-1
Steve Graves	12	2	0	2	0	-	-	-	-	-	D. 20	LA	L. 8-8	22-11-2
Grant Fuhr	44	0	2	2	6	19	0	1	1	0	D. 20	LA	L. 8-8	22-11-2
Andy Moog	46	0	2	2	8	2	0	0	0	0	D. 23	WPG	W. 6-4	23-12-1
Dave Lumley	1	0	0	0	0	-	-	-	-	-	D. 30	PHI	W. 7-3	24-12-1
Wayne Van Dorp	3	0	0	0	25	3	0	0	0	2	D. 30	@ Van	W. 3-3	25-12-1
X-Dave Semenko	5	0	0	0	0	-	-	-	-	-	J. 3	LA	W. 8-1	25-12-2
Kelly Buchberger	-	-	-	-	-	3	0	1	1	5	J. 7	@ LA	L. 1-6	25-13-1
GOALTENDER	GP	MINS	GA	SO	GAA.	GP	MIN	GA	GAA.	W-L	J. 9	STL	W. 5-1	26-13-2
Grant Fuhr	44	2388	137	0	3.44	22	1148	47	2.46	14-5	J. 11	CGY	W. 5-3	27-13-2
Andy Moog	46	2461	144	0	3.51	28	1148	47	2.46	14-5	J. 13	@ DET	W. 5-3	28-13-2
											J. 15	@ Que	W. 4-1	29-13-2
											J. 17	@ Tor	W. 7-4	30-13-2
											J. 18	@ Buf	L. 5-6	OT 30-14-2
											J. 21	@ Wpg	W. 5-3	31-14-2
											J. 23	NYR	W. 7-4	32-14-2
											J. 24	PIT	W. 4-2	33-14-2
											J. 27	@ Van	W. 4-2	OT 33-14-3
											J. 28	VAN	W. 7-3	34-14-3
											J. 30	MIN	L. 2-2	OT 34-14-4
											F. 1	@ Chi	L. 4-6	34-15-4
											F. 3	@ STL	W. 4-2	35-15-4
											F. 4	@ Min	W. 6-5	OT 36-15-5
											F. 6	NYI	T. 3-3	36-15-5
											F. 8	STL	W. 6-2	37-15-5
											F. 15	WSH	L. 3-5	37-16-5
											F. 18	TOR	W. 9-2	38-16-5
											F. 22	@ Wpg	L. 2-5	38-17-5
											F. 25	@ Pit	L. 2-5	38-18-5
											F. 25	@ NY	L. 2-5	38-18-5
											F. 27	@ Wsh	L. 2-5	38-19-5
											M. 4	@ Van	W. 8-5	39-20-5
											M. 6	LA	W. 9-3	40-20-5
											M. 7	MTL	W. 5-3	41-20-5
											M. 11	DET	W. 6-3	42-20-5
											M. 14	BUF	W. 5-3	43-20-5
											M. 15	HFD	W. 4-1	44-20-5
											M. 17	NY	W. 7-4	45-20-5
											M. 19	@ Cgy	L. 4-5	45-21-5
											M. 20	CGY	L. 3-6	45-22-5
											M. 23	@ NY	W. 6-6	46-22-5
											M. 25	@ Hfd	W. 5-3	47-22-5
											M. 26	@ Bos	L. 1-4	47-23-5
											M. 28	@ Tor	L. 2-4	47-24-5
											M. 29	@ Buf	W. 5-2	48-24-5
											M. 31	WPG	W. 5-4	OT 49-24-5
											A. 2	CGY	L. 4-4	OT 49-24-6
											A. 4	@ LA	W. 7-3	50-24-6

### REGULAR SEASON

### PLAYOFFS

GOALTENDER	GP	MIN	GA	SO	GAA	W-L-T	GP	MIN	GA	GAA	W-L
Grant Fuhr	44	2388	137	0	3.44	22-13-3	19	1148	47	2.46	14-5
Andy Moog	46	2461	144	0	3.51	28-11-3	2	120	8	4.00	2-0

DATE	OPPONENT	RESULT	RECORD
O. 9	@ Phil	L 1-2	0-1-0
O. 11	@ Mil	W 3-4	1-1-0
O. 12	@ Wpg	W 5-2	2-1-0
O. 15	QUE	W 5-2	3-1-0
O. 17	DET	W 4-3	4-1-0
O. 19	@ LA	L 6-7	3-3-0
O. 21	CHI	W 9-1	4-3-0
O. 22	@ Cgy	L 3-6	4-4-0
O. 24	BOS	W 6-2	5-4-0
O. 26	VAN	W 3-2	6-4-0
O. 29	WSH	W 6-3	7-4-0
O. 31	@ Van	W 6-2	8-4-0
N. 2	LA	T 5-5	OT 8-4-1
N. 5	CGY	L 1-3	8-5-1
N. 9	@ Cgy	W 4-6	9-6-1
N. 11	MTL	W 4-6	10-6-1
N. 13	@ NYI	W 3-2	OT 10-6-2
N. 15	@ Bos	L 3-4	OT 10-7-1
N. 16	@ Hfd	L 2-6	10-8-1
N. 19	NYR	W 5-4	OT 12-8-1
N. 22	VAN	W 5-2	13-8-1
N. 24	@ Cgy	L 5-6	13-9-1
N. 26	WPG	W 4-3	14-9-1
N. 28	CHI	L 5-6	OT 14-10-1
D. 3	NYI	W 7-1	15-10-1
D. 5	@ Pit	W 4-2	16-10-1
D. 7	@ Phil	W 2-5	17-11-1
D. 9	@ Min	W 3-2	18-11-1
D. 10	@ Wpg	W 7-4	19-11-1
D. 12	WPG	W 6-1	20-11-1
D. 14	@ LA	W 4-2	21-11-1
D. 17	QUE	W 5-3	22-11-1
D. 19	VAN	W 4-2	23-11-1
D. 20	LA	T 8-8	OT 23-11-2
D. 23	PHI	L 1-2	24-11-2
D. 28	PHI	W 6-4	25-11-2
D. 30	@ Van	W 7-3	26-11-2
J. 3	@ LA	W 8-1	27-11-2
J. 9	STL	L 1-6	28-11-2
J. 11	CGY	W 5-3	29-11-2
J. 13	@ Det	W 5-3	30-11-2
J. 15	@ Que	W 4-1	31-11-2
J. 17	@ Tor	W 7-4	32-11-2
J. 18	@ Buf	L 5-6	OT 33-11-2
J. 21	@ Wpg	W 5-3	34-11-2
J. 23	NYR	W 7-4	35-11-2
J. 24	PIT	W 4-2	36-11-2
J. 27	@ Van	T 4-4	OT 37-11-2
J. 28	VAN	W 7-3	38-11-2
M. 30	MIN	L 2-3	39-11-2
F. 1	@ Chi	L 4-6	40-11-2
F. 3	@ Stl	W 4-2	41-11-2
F. 4	@ Min	W 6-5	OT 42-11-2
F. 6	NYI	T 3-3	OT 43-11-2
F. 8	STL	W 6-2	44-11-2
F. 15	WSH	L 3-5	45-11-2
F. 18	TOR	W 9-2	46-11-2
F. 22	@ Wpg	L 2-5	47-11-2
F. 24	@ Pit	L 2-5	48-11-2
F. 25	@ NJ	L 2-4	49-11-2
F. 27	@ Wsh	L 2-5	50-11-2
M. 4	@ Van	W 8-2	51-11-2
M. 6	LA	W 5-3	52-11-2
M. 7	MTL	W 5-3	53-11-2
M. 11	DET	W 6-3	54-11-2
M. 14	BUF	W 5-3	55-11-2
M. 15	HFD	W 4-1	56-11-2
M. 17	NJ	W 7-4	57-11-2
M. 19	@ Cgy	L 4-5	58-11-2
M. 20	CGY	L 3-6	59-11-2
M. 23	@ NJ	W 7-6	60-11-2
M. 25	@ Hfd	W 5-3	61-11-2
M. 26	@ Bos	L 2-4	62-11-2
M. 28	@ Tor	W 5-2	63-11-2
M. 29	@ Buf	W 5-2	64-11-2
M. 31	WPG	W 5-4	OT 65-11-2
A. 2	CGY	W 4-4	OT 66-11-2
A. 4	@ LA	W 7-3	50-24-6



## EDMONTON OILERS 1987-88 RESULTS &amp; STATISTICS

X - Denotes did not finish the season with the Oilers

COACH	REGULAR SEASON							PLAYOFFS				
	GP	W	L	T	PTS	GF	GA	GP	W	L	GF	GA
Glen Sather	80	44	25	11	99	363	288	18	16	2	84	53

STANLEY CUP CHAMPIONS, 2nd Smyth Division, 3rd Overall. Playoffs: Won Smyth Division Semi-Final 4-1 vs. Winnipeg, Won Smyth Division Final 4-0 vs. Calgary, Won Campbell Conference Final 4-1 vs. Detroit, Won Stanley Cup Final 4-0 vs. Boston.

PLAYER	REGULAR SEASON					PLAYOFFS					GAME-BY-GAME RESULTS			
	GP	G	A	PTS	PIM	GP	G	A	PTS	PIM	DATE	OPPONENT	RESULT	RECORD
Wayne Gretzky	64	40	109	149	24	19	12	31	43	16	O. 9	DET	L 1-4	0-1-0
Mark Messier	77	37	74	111	103	19	11	23	34	29	O. 11	@ LA	W 3-2	1-1-0
Jari Kurri	80	43	53	96	30	19	14	17	31	12	O. 14	CGY	L 4-5	1-2-0
Craig Simpson (PIT)	21	13	13	26	34	-	-	-	-	-	O. 16	@ CGY	W 5-2	2-2-0
(EDM)	59	43	21	64	43	19	13	6	19	26	O. 17	BOS	W 4-3	3-2-0
(TOT)	80	56	34	90	77	-	-	-	-	-	O. 21	LA	W 6-2	4-2-0
Glenn Anderson	80	38	50	88	58	19	9	16	25	49	O. 23	@ Van	W 5-4	5-2-0
Esa Tikkanen	80	23	51	74	153	19	10	17	27	72	O. 24	VAN	W 9-5	6-2-0
Geoff Courtnall (BOS)	62	32	26	58	108	-	-	-	-	-	O. 27	@ Que	L 0-5	6-3-0
(EDM)	12	4	4	8	15	19	0	3	3	23	O. 28	@ Mtl	L 1-3	6-4-0
(TOT)	74	36	30	66	123	-	-	-	-	-	O. 31	@ NY	L 3-6	6-5-0
Steve Smith	79	12	43	55	286	19	1	11	12	55	N. 1	@ NYR	W 7-2	7-5-0
Mike Krushelnyski	76	20	27	47	64	19	0	3	3	23	N. 4	NJR	W 7-2	8-2-0
Charlie Huddy	77	13	28	41	71	13	4	5	9	10	N. 7	@ CGY	L 1-4	8-3-0
Craig MacIavish	80	15	17	32	47	19	0	1	1	31	N. 7	BUF	L 5-0	9-5-1
Keith Acton (MIN)	46	8	11	19	74	-	-	-	-	-	N. 10	@ LA	T 4-4	OT 9-5-2
(EDM)	26	3	6	9	21	7	2	0	2	16	N. 14	@ Stl	W 6-5	OT 10-5-2
(TOT)	72	11	17	28	95	-	-	-	-	-	N. 15	@ Chi	L 4-5	10-6-2
Dave Hannan (PIT)	21	4	3	7	23	-	-	-	-	-	N. 18	QUE	W 4-1	11-6-2
(EDM)	51	9	11	20	43	12	1	1	2	8	N. 20	PIT	W 4-1	12-6-2
(TOT)	72	13	14	27	66	-	-	-	-	-	N. 22	@ Wpg	L 3-4	OT 12-7-2
Marty McSorley	60	9	17	26	223	16	0	3	3	67	N. 25	NY	L 7-8	OT 12-8-2
Jeff Beukeboom	73	5	20	25	201	7	0	0	0	16	N. 27	CHI	W 4-3	13-8-2
Kevin Lowe	70	9	15	24	89	19	0	2	2	26	N. 29	@ Buf	W 5-2	14-8-2
Craig Muni	72	4	15	19	77	19	0	4	4	31	D. 1	@ Wsh	L 2-4	14-9-2
Normand Lacombe	53	8	9	17	36	19	3	0	3	28	D. 2	@ Det	L 2-4	15-10-2
Kevin McClelland	74	10	6	16	281	19	2	3	5	68	D. 5	TOR	W 5-2	15-10-2
Chris Joseph (PIT)	17	0	4	4	12	-	-	-	-	-	D. 6	MIN	W 10-4	16-10-2
(EDM)	7	0	4	4	6	-	-	-	-	-	D. 9	WPG	W 2-0	17-10-2
(TOT)	24	0	8	8	18	-	-	-	-	-	D. 11	VAN	W 2-1	18-10-2
Grant Fuhr	75	0	8	8	16	19	0	1	1	6	D. 12	@ Van	W 6-3	19-10-2
Steve Graves	21	3	4	7	10	-	-	-	-	-	D. 16	@ LA	L 5-7	19-11-2
Steve Dykstra (BUF)	27	1	1	2	91	-	-	-	-	-	D. 18	WPG	T 5-5	OT 19-11-3
(EDM)	15	2	3	5	39	-	-	-	-	-	D. 19	HFD	L 3-4	19-12-3
(TOT)	42	3	4	7	130	-	-	-	-	-	D. 22	LA	W 5-2	19-13-3
X-Dave Hunter	21	3	3	6	6	-	-	-	-	-	D. 26	@ CGY	W 4-3	20-13-3
X-Moe Mantha	25	0	6	6	26	-	-	-	-	-	D. 28	VAN	W 7-3	21-13-3
Tom McMurchy	9	4	1	5	8	-	-	-	-	-	D. 30	PHI	W 6-0	22-13-3
John Miner	14	2	3	5	16	-	-	-	-	-	J. 1	@ Wsh	L 2-2	22-14-3
X-Ron Shudra	10	0	5	5	6	-	-	-	-	-	J. 2	@ Bos	L 1-4	OT 22-15-3
Jim Wiemer	12	1	2	3	15	2	0	0	0	2	J. 6	@ Hfd	W 5-1	23-14-4
Randy Gregg	15	1	2	3	8	19	1	8	9	24	J. 8	@ Wpg	L 4-4	OT 23-15-4
Bill Ranford	6	0	2	2	0	-	-	-	-	-	J. 9	NYI	W 5-1	25-15-5
Selmar Odelein	12	0	2	2	33	-	-	-	-	-	J. 11	WSH	W 3-2	26-15-5
Jim Ennis	5	1	0	1	10	-	-	-	-	-	J. 13	CGY	W 5-3	27-15-5
Kelly Buchberger	19	1	0	1	81	-	-	-	-	-	J. 15	WPG	T 4-4	OT 27-16-5
Scott Metcalfe	2	0	0	0	0	-	-	-	-	-	J. 18	@ Mtl	L 4-6	27-17-6
Warren Skorodenski	3	0	0	0	0	-	-	-	-	-	J. 19	@ Que	T 4-4	OT 27-18-6
X-Moe Lemay	4	0	0	0	2	-	-	-	-	-	J. 21	@ Phi	L 1-3	27-19-6
Dave Donnelly	4	0	0	0	4	-	-	-	-	-	J. 23	@ NYI	L 2-3	27-20-6
Daryl Reaugh	6	0	0	0	0	-	-	-	-	-	J. 25	@ Pit	W 6-4	28-16-7
											J. 29	CGY	L 4-5	28-17-7
											J. 30	HFD	W 5-2	29-17-7
											F. 3	NY	W 8-5	30-17-7
											F. 6	@ LA	L 2-7	30-18-7
											F. 11	@ Van	W 7-2	31-18-7
											F. 12	BOS	L 4-7	31-19-7
											F. 14	VAN	W 7-6	32-19-7
											F. 17	TOT	T 4-4	OT 32-19-8
											F. 19	PIT	W 7-3	33-19-8
											F. 21	@ Wpg	W 4-3	34-19-8
											F. 23	@ Stl	W 6-4	35-19-8
											F. 24	@ Chi	L 4-6	35-20-8
											F. 28	CGY	L 2-3	35-21-8
											M. 1	LA	W 5-3	36-21-8
											M. 4	PHI	W 7-4	37-21-8
											M. 5	@ CGY	L 4-7	37-22-8
											M. 7	@ Wpg	W 6-0	38-22-8
											M. 9	MTL	L 1-4	38-23-8
											M. 12	@ Van	T 3-3	OT 38-23-9
											M. 15	BUF	W 6-4	39-23-9
											M. 18	WPG	W 4-1	40-23-9
											M. 20	@ Min	T 5-5	OT 40-23-10
											M. 22	@ Det	W 6-4	41-23-10
											M. 24	@ NYR	L 1-6	41-24-10
											M. 26	@ NYI	L 4-5	42-25-10
											M. 28	@ Tor	W 6-4	43-25-10
											M. 30	MIN	W 6-3	44-25-10
											A. 1	STL	W 5-2	44-25-10
											A. 3	LA	T 5-5	OT 44-25-11
GOALTENDER	GP	MIN	GA	SO	GAA	W-L-T	GP	MIN	GA	GAA	W-L			
Bill Ranford	6	325	16	0	2.95	3-0-2	-	-	-	-	-			
Grant Fuhr	75	4304	246	4	3.43	40-24-9	19	1136	55	2.90	16-2			
Daryl Reaugh	6	176	14	0	4.77	1-1-0	-	-	-	-	-			
Warren Skorodenski	3	61	7	0	6.89	0-0-0	-	-	-	-	-			



# YEARLY RESULTS

## EDMONTON OILERS 1988-89 RESULTS & STATISTICS

X - Denotes did not finish the season with the Oilers

COACH	REGULAR SEASON					PLAYOFFS				
	GP	W	L	T	PTS	GP	W	L	GF	GA
Glen Sather	80	38	34	8	84	325	306	7	3	25
3rd Smythe Division, 7th Overall. Playoffs: Lost Smythe Division Semi-Final 4-3 vs. Los Angeles.										

PLAYER	REGULAR SEASON					PLAYOFFS					RECORD
	GP	G	A	PTS	PIM	GP	G	A	PTS	PIM	
Jari Kurri	76	44	58	102	69	7	3	5	8	6	
Jimmy Carson	80	49	51	100	36	7	2	1	3	6	
Mark Messier	72	33	61	94	130	7	1	11	12	8	
Esa Tikkanen	67	31	47	78	92	7	1	3	4	12	
Craig Simpson	66	35	41	76	80	7	2	0	2	10	
Glenn Anderson	79	16	48	64	93	7	1	2	3	8	
Craig MacTavish	80	21	31	52	55	7	0	1	1	8	
Charlie Huddy	76	11	33	44	52	7	2	0	2	4	
Tomas Jonsson (NYI)	53	9	23	32	34	-	-	-	-	-	
(EDM)	20	1	10	11	22	4	2	0	2	6	
(TOT)	73	10	33	43	56	-	-	-	-	-	
Normand Lacombe	64	17	11	28	57	7	2	1	3	21	
X-Keith Acton	46	11	15	26	47	-	-	-	-	-	
Miroslav Frycer (DET)	23	7	8	15	47	-	-	-	-	-	
(EDM)	14	5	5	10	18	-	-	-	-	-	
(TOT)	37	12	13	25	65	-	-	-	-	-	
Kevin Lowe	76	7	18	25	98	7	1	2	3	4	
Steve Smith	35	3	19	22	97	7	2	2	4	20	
Kevin McClelland	79	6	14	20	161	7	0	2	2	16	
Craig Muni	69	5	13	18	71	7	0	3	3	8	
Randy Gregg	57	3	15	18	28	7	1	0	1	6	
Kelly Buchberger	66	5	9	14	234	-	-	-	-	-	
Craig Redmond	21	3	10	13	12	-	-	-	-	-	
Dave Hunter (WPG)	34	3	1	4	61	-	-	-	-	-	
(EDM)	32	3	5	8	22	6	0	0	0	0	
(TOT)	66	6	6	12	83	-	-	-	-	-	
Mark Lamb	20	2	8	10	14	6	0	2	2	8	
Chris Joseph	44	4	5	9	54	-	-	-	-	-	
X-Greg Adams	49	4	5	9	72	-	-	-	-	-	
Reed Larson	10	2	7	9	15	-	-	-	-	-	
Doug Halward (DET)	18	0	1	1	36	-	-	-	-	-	
(EDM)	24	0	7	7	25	2	0	0	0	0	
(TOT)	42	0	8	8	61	-	-	-	-	-	
Jeff Beukeboom	36	0	5	5	94	1	0	0	0	2	
Dave Brown (PHI)	50	0	3	3	100	-	-	-	-	-	
(EDM)	22	0	2	2	66	7	0	0	0	6	
(TOT)	72	0	5	5	166	-	-	-	-	-	
Martin Gelinas	6	1	2	3	0	-	-	-	-	-	
X-Doug Smith	19	1	1	2	9	-	-	-	-	-	
John LeBlanc	2	1	0	1	0	1	0	0	0	0	
X-Alan May	3	1	0	1	7	-	-	-	-	-	
Mike Ware	2	0	1	1	11	-	-	-	-	-	
Ken Hammond	5	0	1	1	8	-	-	-	-	-	
Grant Fuhr	59	0	1	1	6	7	0	0	0	0	
Nick Fotiu	1	0	0	0	0	-	-	-	-	-	
Francois Leroux	2	0	0	0	0	-	-	-	-	-	
Selmar Odelein	2	0	0	0	2	-	-	-	-	-	
Kim Issel	4	0	0	0	0	-	-	-	-	-	
Glen Cochrane (CHI)	6	0	0	0	13	-	-	-	-	-	
(EDM)	12	0	0	0	52	-	-	-	-	-	
(TOT)	18	0	0	0	65	-	-	-	-	-	
Bill Ranford	29	0	0	0	2	-	-	-	-	-	
GOALTENDER	REGULAR SEASON					PLAYOFFS					
	GP	MIN	GA	SO	GAA	GP	MIN	GA	GAA	W-L	
Bill Ranford	29	1509	88	1	3.50	15-8-2	-	-	-	-	
Grant Fuhr	59	3341	213	1	3.83	23-26-6	7	417	24	3.45	3-4

DATE	GAME-BY-GAME RESULTS		RECORD
	OPPONENT	RESULT	
O. 7	NYI	W, 5-1	1-0-0
O. 9	WPG	W, 5-4	2-0-0
O. 12	VAN	L, 2-6	2-1-0
O. 14	@ Cgy	L, 1-6	2-2-0
O. 16	@ Wpg	T, 3-3	2-2-1
O. 17	MIN	T, 3-3	2-2-2
O. 19	LA	W, 8-6	3-2-2
O. 23	@ Van	L, 5-6	3-3-2
O. 25	@ LA	W, 5-4	4-3-2
O. 29	WSH	W, 4-3	5-3-2
O. 30	CHI	L, 2-5	5-4-2
N. 2	STL	W, 5-4	6-4-2
N. 4	BUF	W, 7-3	7-4-2
N. 6	@ Det	L, 2-5	7-5-2
N. 8	@ Pit	W, 7-3	8-5-2
N. 9	@ NJ	W, 3-2	9-5-2
N. 12	@ Tor	W, 6-2	10-5-2
N. 13	@ Buf	W, 5-4	11-5-2
N. 16	WPG	L, 1-2	11-6-2
N. 19	TOR	W, 9-1	12-6-2
N. 20	@ Wpg	L, 4-7	12-7-2
N. 23	@ Min	T, 3-3	12-7-3
N. 24	@ SU	L, 5-7	12-8-3
N. 26	@ Mtl	L, 5-7	13-8-3
N. 28	@ Que	W, 7-4	14-8-3
N. 30	VAN	W, 4-2	15-8-3
D. 2	CGY	L, 4-7	15-9-3
D. 4	NYR	W, 10-6	16-9-3
D. 7	QUE	W, 8-3	17-9-3
D. 8	@ Cgy	L, 3-5	17-10-3
D. 10	WPG	L, 6-7	17-11-3
D. 14	@ Bos	W, 8-2	18-11-3
D. 15	@ Tor	L, 3-4	18-12-3
D. 17	@ Buf	W, 4-2	19-12-3
D. 19	@ Hfd	T, 5-5	19-12-4
D. 21	VAN	L, 1-2	19-13-4
D. 23	CGY	W, 4-1	20-13-4
D. 31	MTL	L, 2-4	20-14-4
J. 2	@ Min	W, 3-2	21-14-4
J. 4	QUE	W, 4-2	22-14-4
J. 7	@ Cgy	L, 2-7	22-15-4
J. 8	CGY	W, 6-0	23-15-4
J. 10	@ LA	L, 4-5	23-16-4
J. 13	@ Wsh	L, 3-5	23-17-4
J. 15	@ NJ	L, 0-1	23-18-4
J. 16	@ Chi	T, 2-2	23-18-5
J. 18	@ Wpg	W, 9-4	24-18-5
J. 20	PHI	T, 1-1	24-18-6
J. 21	PIT	L, 4-7	24-19-6
J. 23	NYR	L, 2-3	24-20-6
J. 25	CHI	L, 3-6	24-21-6
J. 28	@ LA	W, 7-6	25-21-6
J. 31	@ Van	L, 2-6	25-22-6
F. 1	VAN	W, 4-3	26-22-6
F. 3	DET	W, 8-5	27-22-6
F. 5	NJ	L, 2-4	27-23-6
F. 9	@ Bos	W, 3-1	28-23-6
F. 11	@ Phi	L, 2-5	28-24-6
F. 12	@ NYR	W, 3-1	29-24-6
F. 14	@ NYI	L, 3-5	29-25-6
F. 17	WSH	L, 2-8	29-26-6
F. 19	BOS	L, 2-4	29-27-6
F. 21	HFD	W, 7-4	30-27-6
F. 24	LA	W, 4-1	31-27-6
F. 25	STL	W, 5-3	32-27-6
M. 1	MTL	W, 3-0	33-27-6
M. 3	@ Wpg	W, 7-4	34-27-6
M. 5	@ Pit	W, 4-2	35-27-6
M. 6	@ Phi	T, 4-4	35-27-7
M. 8	@ Hfd	L, 3-7	35-28-7
M. 11	CGY	T, 5-5	35-28-8
M. 12	LA	L, 3-6	35-29-8
M. 15	DET	L, 6-8	35-30-8
M. 16	@ Van	L, 0-3	35-31-8
M. 19	NYI	W, 3-2	36-31-8
M. 21	LA	L, 3-4	36-32-8
M. 23	WPG	W, 4-2	37-32-8
M. 25	@ LA	L, 2-4	37-33-8
M. 29	@ Van	W, 5-2	38-33-8
A. 2	@ Cgy	L, 2-4	38-34-8



## EDMONTON OILERS 1989-90 RESULTS &amp; STATISTICS

X - Denotes did not finish the season with the Oilers

COACH	REGULAR SEASON								PLAYOFFS				
	GP	W	L	T	PTS	GF	GA		GP	W	L	GF	GA
John Muckler	80	38	28	14	90	315	283		22	16	6	93	60

STANLEY CUP CHAMPIONS, 2nd Smyth Division, 5th Overall. Playoffs: Won Smyth Division Semi-Final 4-3 vs. Winnipeg, Won Smyth Division Final 4-0 vs. Los Angeles, Won Campbell Conference Final 4-2 vs. Chicago, Won Stanley Cup Final 4-1 vs. Boston.

PLAYER	REGULAR SEASON					PLAYOFFS					GAME-BY-GAME RESULTS				
	GP	G	A	PTS	PIM	GP	G	A	PTS	PIM	DATE	OPPONENT	RESULT	RECORD	
Mark Messier	79	45	84	129	79	22	9	22	31	20	O. 5	@ Van	W 4-1	1-0-0	
Jari Kurri	78	33	60	93	48	22	10	15	25	18	O. 7	@ LA	W 6-5	2-0-0	
Glenn Anderson	73	34	38	72	107	22	10	12	22	20	O. 11	VAN	L 2-5	2-1-0	
Petr Klima (PIT)	13	5	5	10	6	-	-	-	-	-	O. 13	BOS	T 3-3	2-1-1	
(EDM)	63	25	28	53	66	21	5	0	5	8	O. 15	LA	L 4-5	OT 2-2-1	
(TOT)	76	30	33	63	72	-	-	-	-	-	O. 18	WPG	W 7-2	3-2-1	
Esa Tikkanen	79	30	33	63	161	22	13	11	24	26	O. 19	BOS	L 3-0	3-3-1	
Craig Simpson	80	29	32	61	180	22	16	15	31	8	O. 22	@ Wpg	L 4-5	3-4-1	
Craig MacIavish	80	21	22	43	89	22	2	6	8	29	O. 24	@ NYI	T 3-3	3-4-2	
Steve Smith	75	7	34	41	171	22	5	10	15	37	O. 25	@ NYR	T 3-3	OT 3-4-3	
Kevin Lowe	78	7	26	33	140	20	0	2	2	10	O. 28	@ Que	W 6-2	4-4-3	
Joe Murphy (DET)	9	3	1	4	4	-	-	-	-	-	O. 29	@ Mtl	L 4-3	4-5-3	
(EDM)	62	7	18	25	56	22	6	8	14	16	N. 1	NY	T 6-6	OT 4-6-4	
(TOT)	71	10	19	29	60	-	-	-	-	-	N. 4	PIT	L 1-3	5-6-4	
Mark Lamb	58	12	16	28	42	22	6	11	17	2	N. 6	@ Cgy	L 1-5	5-7-4	
Martin Gelinas	46	17	8	25	30	20	2	3	5	6	N. 9	@ Bos	T 2-6	5-8-4	
Randy Gregg	48	4	20	24	42	20	2	6	8	16	N. 11	@ Wsh	W 3-3	6-8-4	
Charlie Huddy	70	1	23	24	56	22	0	6	6	10	N. 12	@ Buf	L 5-6	6-9-4	
Adam Graves (DET)	13	0	1	1	13	-	-	-	-	-	N. 15	LA	T 2-2	OT 6-9-5	
(EDM)	63	9	12	21	123	22	5	6	11	17	N. 17	BUF	W 3-0	7-9-5	
(TOT)	76	9	13	22	136	-	-	-	-	-	N. 19	CHI	W 5-4	OT 8-9-5	
Vladimir Ruzicka	25	11	6	17	10	-	-	-	-	-	N. 21	VAN	W 4-3	9-9-5	
Craig Muni	71	5	12	17	81	22	0	3	3	16	N. 24	@ Phi	L 1-5	9-10-5	
Geoff Smith	74	4	11	15	52	3	0	0	0	0	N. 25	@ NYI	L 7-2	10-10-5	
Reijo Ruotsalainen (NJ)	31	2	5	7	14	-	-	-	-	-	N. 27	@ DET	W 6-2	11-10-5	
(EDM)	10	1	7	8	6	22	2	11	13	12	N. 30	@ LA	W 7-6	12-10-5	
(TOT)	41	3	12	15	20	-	-	-	-	-	D. 2	MIN	W 6-1	13-10-5	
Jeff Beukeboom	46	1	12	13	86	2	0	0	0	0	D. 3	TOR	W 5-3	14-10-5	
Kelly Buchberger	55	2	6	8	168	19	0	5	5	13	D. 8	LA	W 5-4	OT 15-10-5	
X-Normand Lacombe	15	5	2	7	21	-	-	-	-	-	D. 11	CGY	T 3-3	OT 15-10-6	
Peter Eriksson	20	3	3	6	24	-	-	-	-	-	D. 13	QUE	W 5-1	16-10-6	
Dave Brown	60	0	6	6	145	3	0	0	0	0	D. 16	@ STL	T 3-3	OT 16-10-7	
X-Jimmy Carson	4	1	2	3	0	-	-	-	-	-	D. 17	@ Chi	L 5-6	16-11-7	
X-Kevin McClelland	10	1	1	2	13	-	-	-	-	-	D. 19	@ Min	W 3-0	17-11-7	
Chris Joseph	4	0	2	2	2	-	-	-	-	-	D. 23	WPG	W 3-2	18-11-7	
Bill Ranford	56	0	2	2	18	22	0	2	2	4	D. 27	PHI	W 2-1	20-11-7	
Mike Greenlay	2	0	1	1	0	-	-	-	-	-	D. 29	MTL	W 6-2	21-11-7	
Francois Leroux	3	0	1	1	0	-	-	-	-	-	D. 31	@ Wpg	L 2-3	21-12-7	
Trevor Sim	3	0	1	1	2	-	-	-	-	-	J. 2	@ STL	W 6-4	22-12-7	
Bruce Bell	1	0	0	0	0	-	-	-	-	-	J. 3	@ Chi	L 2-3	22-13-7	
Randy Exelby	1	0	0	0	0	-	-	-	-	-	J. 6	HFD	T 4-4	OT 22-13-8	
Tom Lehmann	1	0	0	0	0	-	-	-	-	-	J. 7	CGY	L 1-3	22-14-8	
Norm Maciver	1	0	0	0	0	-	-	-	-	-	J. 9	@ Cgy	W 3-2	OT 23-14-8	
Mike Ware	3	0	0	0	4	-	-	-	-	-	J. 11	@ LA	T 3-3	OT 23-14-9	
Eldon Reddick	11	0	0	0	0	1	0	0	0	0	J. 16	DET	L 4-6	23-15-9	
Grant Fuhr	21	0	0	0	2	-	-	-	-	-	J. 17	WPG	W 6-3	24-15-9	
Anatoli Semenov	-	-	-	-	-	2	0	0	0	0	J. 23	NYR	L 3-4	24-16-9	
GOALTENDER	GP	MIN	GA	SO	GAA	W-L-T	GP	MIN	GA	GAA	W-L	J. 25	@ Van	W 7-6	25-16-9
Eldon Reddick	11	604	31	0	2.08	5-4-2	1	2	0	0.00	0-0	J. 27	VAN	W 6-2	26-16-9
Bill Ranford	56	3107	165	1	3.19	24-16-9	22	1401	59	2.53	16-6	J. 30	@ Hfd	T 4-4	OT 26-16-10
Grant Fuhr	21	1081	70	1	3.89	9-7-3	-	-	-	-	-	J. 31	@ Det	L 3-7	26-17-10
Randy Exelby	1	60	5	0	5.00	0-1-0	-	-	-	-	-	F. 2	@ Pit	L 3-6	26-18-10
Mike Greenlay	1	20	4	0	12.00	0-0-0	-	-	-	-	-	F. 4	@ Wsh	W 5-4	OT 27-18-10
												F. 6	@ NJ	T 2-2	OT 27-18-11
												F. 7	@ NYR	L 2-5	OT 27-19-11
												F. 11	WPG	W 7-4	28-19-11
												F. 14	WSH	L 3-4	28-20-11
												F. 16	@ Van	T 2-2	OT 28-20-12
												F. 18	MIN	W 3-2	29-20-12
												F. 20	@ Van	W 4-2	30-20-12
												F. 21	BUF	W 7-3	31-20-12
												F. 23	TOR	L 5-6	31-21-12
												F. 25	@ Cgy	L 4-10	31-22-12
												F. 28	@ LA	L 2-4	31-23-12
												M. 3	PHI	W 5-3	32-23-12
												M. 4	VAN	W 6-3	33-23-12
												M. 6	PIT	W 4-3	OT 34-23-12
												M. 9	@ Wpg	L 5-7	34-24-12
												M. 10	@ Tor	L 2-3	34-25-12
												M. 13	@ Que	W 4-1	35-25-12
												M. 14	@ Mtl	T 3-3	OT 35-25-13
												M. 17	NJ	L 1-4	35-26-13
												M. 18	HFD	L 1-4	35-27-13
												M. 21	STL	W 8-6	36-27-13
												M. 24	NYI	W 5-5	OT 36-27-14
												M. 27	@ Van	W 4-1	37-27-14
												M. 30	@ Cgy	L 2-6	37-28-14
												A. 1	@ Wpg	W 4-2	38-28-14



## YEARLY RESULTS

## EDMONTON OILERS 1990-91 RESULTS & STATISTICS

X - Denotes did not finish the season with the Oilers

COACH	REGULAR SEASON							PLAYOFFS				
	GP	W	L	T	PTS	GF	GA	GP	W	L	GF	GA
John Muckler	80	37	37	6	80	272	272	18	9	9	57	60

3rd Smythe Division, 11th Overall. Playoffs: Won Smythe Division Semi-Final 4-3 vs. Calgary, Won Smythe Division Final 4-2 vs. Los Angeles, Lost Campbell Conference Final 4-1 vs. Minnesota.

PLAYER	REGULAR SEASON					PLAYOFFS				
	GP	G	A	PTS	PIM	GP	G	A	PTS	PIM
Esa Tikkanen	79	27	42	69	85	18	12	8	20	24
Petr Klima	70	40	28	68	113	18	7	6	13	16
Mark Messier	53	12	52	64	34	18	4	11	15	16
Joe Murphy	80	27	35	62	35	15	2	5	7	14
Craig Simpson	75	30	27	57	66	18	5	11	16	12
Glenn Anderson	74	24	31	55	59	18	6	7	13	41
Steve Smith	77	13	41	54	193	18	1	2	3	45
Martin Gelinas	73	20	20	40	34	18	3	6	9	25
Ken Linseman	56	7	29	36	94	2	0	1	1	0
Craig MacTavish	80	17	15	32	76	18	3	3	6	20
Anatoli Semenov	57	15	16	31	26	12	5	5	10	6
Charlie Huddy	53	5	22	27	32	18	3	7	10	10
Adam Graves	76	7	18	25	127	18	2	4	6	22
Chris Joseph	49	5	17	22	59	-	-	-	-	-
Kevin Lowe	73	3	13	16	113	14	1	1	2	14
Geoff Smith	59	1	12	13	55	4	0	0	0	0
Mark Lamb	37	4	8	12	25	15	0	5	5	20
Jeff Beukeboom	67	3	7	10	150	18	1	3	4	28
Craig Muni	76	1	9	10	77	18	0	3	3	20
Dave Brown	58	3	4	7	160	16	0	1	1	30
Norm Maciver	21	2	5	7	14	18	0	4	4	8
Kelly Buchberger	64	3	1	4	160	12	2	1	3	25
Bill Ranford	60	0	4	4	6	3	0	0	0	0
Francois Leroux	1	0	2	2	0	-	-	-	-	-
Brad Aitken (PIT)	6	0	1	1	25	-	-	-	-	-
(EDM)	3	0	1	1	0	-	-	-	-	-
(TOT)	9	0	2	2	25	-	-	-	-	-
Max Middledorf	3	1	0	1	2	-	-	-	-	-
Igor Vyazmikin	4	1	0	1	0	-	-	-	-	-
David Haas	5	1	0	1	0	-	-	-	-	-
Greg Hawgood	6	0	1	1	6	-	-	-	-	-
Kari Takko (MIN)	2	0	0	0	0	-	-	-	-	-
(EDM)	11	0	1	1	0	-	-	-	-	-
(TOT)	13	0	1	1	0	-	-	-	-	-
Eldon Reddick	2	0	0	0	0	-	-	-	-	-
Tomas Srsen	2	0	0	0	0	-	-	-	-	-
Shaun Van Allen	2	0	0	0	0	-	-	-	-	-
Dan Currie	5	0	0	0	0	-	-	-	-	-
Grant Fuhr	13	0	0	0	0	17	0	2	2	2

GOALTENDER	REGULAR SEASON					PLAYOFFS				
	GP	MINS	GA	SO	GAA	GP	MIN	GA	GAA	W-L
Grant Fuhr	13	778	39	1	3.01	17	1019	51	3.00	8-7
Bill Ranford	60	3415	182	0	3.20	3	135	8	3.56	1-2
Kari Takko	11	529	37	0	4.20	-	-	-	-	-
Eldon Reddick	2	120	9	0	4.50	-	-	-	-	-

DATE	GAME-BY-GAME RESULTS		RECORD
	OPPONENT	RESULT	
O. 6	WPG	T 3-3	0-0-1
O. 7	TOR	W 3-2	1-0-1
O. 11	@ LA	T 5-2	1-0-2
O. 14	@ Van	L 4-2	1-1-2
O. 16	STL	L 2-3	1-2-2
O. 19	BOS	L 1-2	2-2-2
O. 21	CGY	W 8-2	2-3-2
O. 24	@ Wpg	L 1-3	2-4-2
O. 25	@ CGY	L 2-4	2-5-2
O. 28	WSH	L 0-1	2-6-2
O. 31	WPG	L 0-1	2-7-2
N. 3	NY	L 2-5	2-8-2
N. 6	@ STL	L 1-2	2-9-2
N. 8	@ Chi	L 3-5	2-10-2
N. 10	@ LA	L 4-7	2-11-2
N. 14	VAN	W 5-3	3-11-2
N. 16	BUF	W 4-2	4-11-2
N. 18	NYI	W 3-1	5-11-2
N. 20	CHI	L 2-3	5-12-2
N. 23	@ Buf	L 2-3	5-13-2
N. 24	@ Tor	W 4-1	6-13-2
N. 27	@ Pit	W 7-3	7-13-2
N. 29	@ Bos	L 2-4	7-14-2
D. 1	@ Hfd	W 4-2	8-14-2
D. 2	@ Phi	W 6-3	9-14-2
D. 5	QUE	W 3-2	10-14-2
D. 7	NYR	W 4-3	11-14-2
D. 9	CGY	L 2-3	11-15-2
D. 12	VAN	W 5-4	12-15-2
D. 15	@ LA	L 3-8	12-16-2
D. 18	LA	W 4-3	13-16-2
D. 20	@ Van	L 4-7	13-17-2
D. 22	@ CGY	W 6-2	14-17-2
D. 23	VAN	W 4-3	15-17-2
D. 27	CGY	W 4-1	16-17-2
D. 28	@ Van	W 5-2	17-17-2
D. 30	HFD	W 4-3	18-17-2
J. 2	MTL	L 0-3	18-18-2
J. 4	DET	W 3-2	19-18-2
J. 8	@ Pit	L 1-6	19-19-2
J. 9	@ Det	L 3-5	19-20-2
J. 12	@ NY	W 5-4	20-20-2
J. 13	@ Phi	W 5-3	21-20-2
J. 15	@ NYR	T 2-2	21-20-3
J. 17	@ NYI	W 6-1	22-20-3
J. 22	LA	W 4-2	23-20-3
J. 23	@ Van	L 5-6	23-21-3
J. 25	NVR	L 3-4	24-21-3
J. 27	@ Wpg	W 3-2	25-21-3
J. 30	WPG	W 9-4	25-22-3
F. 1	CHI	W 4-3	26-22-3
F. 3	@ Buf	W 3-2	27-22-3
F. 5	@ Bos	L 5-6	27-23-3
F. 6	@ Hfd	L 1-5	27-24-3
F. 8	@ Wsh	L 3-6	27-25-3
F. 11	PIT	W 7-5	28-25-3
F. 12	STL	L 2-4	28-26-3
F. 14	LA	L 2-4	28-27-3
F. 16	@ Tor	L 2-3	28-28-3
F. 18	@ NY	W 4-0	29-28-3
F. 20	@ Min	L 5-2	29-29-3
F. 22	DET	L 0-2	29-30-3
F. 24	QUE	W 6-3	30-29-4
F. 27	@ CGY	L 2-4	30-30-4
M. 1	MIN	T 1-1	30-30-5
M. 2	MTL	L 1-3	30-31-5
M. 5	@ Wpg	W 5-4	31-31-5
M. 6	@ Min	L 1-5	31-32-5
M. 8	PHI	W 5-4	32-32-5
M. 10	WSH	L 3-5	32-33-5
M. 13	NYI	W 2-1	33-33-5
M. 15	@ Wpg	L 3-4	33-34-5
M. 17	@ Mtl	W 4-2	34-34-5
M. 19	@ Que	W 7-6	35-34-5
M. 23	WPG	L 0-3	35-35-5
M. 24	LA	L 0-2	35-36-5
M. 28	@ LA	L 0-2	35-37-6
M. 29	@ CGY	L 4-4	35-37-6
M. 28	CGY	W 6-5	36-37-6
M. 31	WPG	W 6-3	37-37-6



## EDMONTON OILERS 1991-92 RESULTS &amp; STATISTICS

X - Denotes did not finish the season with the Oilers

COACH	REGULAR SEASON							PLAYOFFS				
	GP	W	L	T	PTS	GF	GA	GP	W	L	GF	GA
Ted Green	80	36	34	10	82	295	297	16	8	8	49	54

3rd Smythe Division, 12th Overall. Playoffs: Won Smythe Division Semi-Final 4-2 vs. Los Angeles, Won Smythe Division Final 4-2 vs. Vancouver, Lost Campbell Conference Final 4-0 vs. Chicago.

PLAYER	REGULAR SEASON					PLAYOFFS					DATE	OPPONENT	RESULT	RECORD
	GP	G	A	PTS	PIM	GP	G	A	PTS	PIM				
Vincent Damphousse	80	38	51	89	53	16	6	8	14	8	O. 4	@ CGY	L 2-9	0-1-0
Joe Murphy	80	35	47	82	52	16	8	16	24	12	O. 6	LA	T 2-2	OT 0-1-1
Craig Simpson	79	24	37	61	80	1	0	0	0	0	O. 8	@ LA	L 3-6	0-2-1
Scott Mellanby	80	23	27	50	197	16	2	1	3	29	O. 10	@ STL	L 2-3	OT 0-3-1
Bernie Nicholls (NJR)	1	0	0	0	0	-	-	-	-	-	O. 12	CGY	W 3-1	1-3-1
(EDM)	49	20	29	49	40	16	8	11	19	25	O. 15	@ Det	L 1-3	1-4-1
(TOT)	50	20	29	49	40	-	-	-	-	-	O. 17	@ Chi	L 2-4	1-5-1
Dave Manson	79	15	32	47	220	16	3	9	12	44	O. 19	@ NYI	W 4-2	2-5-1
Kelly Buchberger	79	20	24	44	157	16	1	4	5	32	O. 20	@ NYR	W 4-3	2-6-1
Anatoli Semenov	59	20	22	42	16	8	1	1	2	6	O. 23	WSH	L 5-6	3-6-1
Norm Maciver	57	6	34	40	38	13	1	2	3	10	O. 26	VAN	L 5-4	4-6-1
Petr Klima	57	21	13	34	52	15	1	4	5	8	O. 27	@ Van	W 6-3	5-6-1
Craig MacTavish	80	12	18	30	98	16	3	0	3	28	O. 30	STL	T 2-2	OT 5-6-2
Martin Gelinas	68	11	18	29	62	15	1	3	4	10	N. 1	NJ	L 1-3	5-7-2
Esa Tikkanen	40	12	16	28	44	16	5	3	8	8	N. 3	@ Van	L 2-7	5-8-2
Josef Beranek	58	12	16	28	18	12	2	1	3	0	N. 6	NYI	W 5-3	6-8-2
Mark Lamb	59	6	22	28	46	16	1	1	2	10	N. 8	@ SJ	L 2-6	6-9-2
David Maley (NJ)	37	7	11	18	58	-	-	-	-	-	N. 9	@ LA	T 4-4	OT 6-9-3
(EDM)	23	3	6	9	46	10	1	1	2	4	N. 13	@ Pit	L 4-5	OT 6-10-3
(TOT)	60	10	17	27	104	-	-	-	-	-	N. 14	@ Phi	L 1-3	6-11-3
Brian Glynn (MIN)	37	2	12	14	24	-	-	-	-	-	N. 16	@ Que	W 6-2	7-11-3
(EDM)	25	2	6	8	6	16	4	1	5	12	N. 18	@ Mtl	L 0-1	7-12-3
(TOT)	62	4	18	22	30	-	-	-	-	-	N. 23	WPG	L 0-1	7-13-3
Luke Richardson	75	2	19	21	118	16	0	5	5	45	N. 27	CHI	W 6-2	8-13-3
Geoff Smith	74	2	16	18	43	5	0	1	1	6	N. 29	SJ	T 4-4	OT 8-13-4
Greg Hawgood	20	2	11	13	22	13	0	3	3	23	D. 1	VAN	W 5-0	9-13-4
Kevin Lowe	55	2	7	9	107	11	0	3	3	16	D. 3	PIT	W 5-3	10-13-4
Craig Muni	54	2	5	7	34	3	0	0	0	2	D. 6	@ Wpg	L 4-4	OT 10-13-5
Jeff Beukeboom	18	0	5	5	78	-	-	-	-	-	D. 8	SJ	W 3-1	11-13-5
X-Troy Mallette	15	1	3	4	36	-	-	-	-	-	D. 10	@ Van	W 7-4	12-13-5
Louie DeBrusk	25	2	1	3	124	-	-	-	-	-	D. 12	@ SJ	L 3-6	12-14-5
Peter Ing	12	0	3	3	0	-	-	-	-	-	D. 14	WPG	W 7-5	13-14-5
Bill Ranford	67	0	3	3	4	16	0	0	0	0	D. 15	DET	L 1-4	13-15-5
X-David Shaw	12	1	1	2	8	-	-	-	-	-	D. 18	@ Tor	W 7-5	14-15-5
Dan Currie	7	1	0	1	0	-	-	-	-	-	D. 20	@ Buf	T 4-4	OT 14-15-6
Scott Thornton	15	0	1	1	43	1	0	0	0	0	D. 21	@ Bos	L 3-6	14-16-6
X-Martin Rucinsky	2	0	0	0	0	-	-	-	-	-	D. 23	CGY	W 5-3	15-16-6
Steven Rice	3	0	0	0	2	-	-	-	-	-	D. 28	LA	L 4-9	15-17-6
Francois Leroux	4	0	0	0	7	-	-	-	-	-	D. 29	MTL	L 1-3	15-18-6
Chris Joseph	7	0	0	0	8	5	1	3	4	2	J. 2	@ LA	L 3-3	15-19-6
Norm Foster	10	0	0	0	2	-	-	-	-	-	J. 4	@ CGY	W 3-2	16-19-6
Ron Tugnutt (QUE)	30	0	0	0	0	-	-	-	-	-	J. 5	CGY	L 2-3	16-20-6
(EDM)	3	0	0	0	2	2	0	0	0	0	J. 8	@ Wpg	L 2-5	16-21-6
(TOR)	33	0	0	0	2	-	-	-	-	-	J. 10	@ Det	L 2-8	16-22-6
											J. 11	@ Buf	T 5-5	OT 16-22-7
											J. 13	@ Min	W 7-4	17-22-7
											J. 15	VAN	L 3-5	17-23-7
											J. 21	SJ	W 9-2	18-23-7
											J. 23	NYR	L 1-3	18-24-7
											J. 25	@ SJ	L 2-5	18-25-7
											J. 28	@ Van	W 5-3	19-25-7
											J. 29	CHI	L 3-4	19-26-7
											J. 31	HFD	W 4-1	20-26-7
											F. 2	QUE	W 8-2	21-26-7
											F. 5	MTL	W 2-1	22-26-7
											F. 7	NYI	W 4-2	23-26-7
											F. 11	@ Min	W 5-4	24-26-7
											F. 13	@ Hfd	W 3-2	25-26-7
											F. 15	@ Phi	L 1-8	25-27-7
											F. 16	@ Tor	L 5-7	25-28-7
											F. 19	LA	W 4-3	26-28-7
											F. 21	BOS	L 3-5	26-29-7
											F. 23	BUF	W 5-2	27-29-7
											F. 26	WPG	W 6-1	28-29-7
											F. 28	PHI	W 4-2	29-29-7
											M. 1	@ Wpg	W 4-2	30-29-7
											M. 4	TOR	L 2-5	30-30-7
											M. 6	STL	W 5-3	31-30-7
											M. 11	NJ	T 2-2	OT 31-30-8
											M. 14	HFD	W 3-1	32-30-8
											M. 17	@ Pit	L 3-6	32-31-8
											M. 19	@ NJ	W 3-3	33-31-8
											M. 21	@ Bos	W 4-3	34-31-8
											M. 22	@ Wsh	L 2-6	34-32-8
											M. 24	@ CGY	T 2-2	OT 34-32-9
											M. 27	MIN	W 5-3	35-32-9
											M. 29	LA	T 2-2	OT 35-32-10
											M. 31	@ CGY	L 2-5	35-33-10
											A. 12	SJ	W 6-4	36-33-10
											A. 14	WPG	L 2-6	36-34-10





# YEARLY RESULTS

## EDMONTON OILERS 1992-93 RESULTS & STATISTICS

X - Denotes did not finish the season with the Oilers

COACH	GP	W	L	T	PTS	GF	GA
Ted Green	84	26	50	8	60	242	337

5th Smythe Division, 20th Overall. Playoffs: Did not qualify.

PLAYOFFS				
GP	W	L	GF	GA
—	—	—	—	—

PLAYER	REGULAR SEASON					PLAYOFFS				
	GP	G	A	PTS	PIM	GP	G	A	PTS	PIM
Petr Klima	68	32	16	48	100	—	—	—	—	—
Doug Weight (NYR)	65	15	25	40	55	—	—	—	—	—
(EDM)	13	2	6	8	10	—	—	—	—	—
(TOT)	78	17	31	48	65	—	—	—	—	—
Shayne Corson	80	16	31	47	209	—	—	—	—	—
Craig Simpson	60	24	22	46	36	—	—	—	—	—
Dave Manson	83	15	30	45	210	—	—	—	—	—
Todd Elik (MIN)	46	13	18	31	48	—	—	—	—	—
(EDM)	14	1	9	10	8	—	—	—	—	—
(TOT)	60	14	27	41	56	—	—	—	—	—
X-Bernie Nicholls	46	8	32	40	40	—	—	—	—	—
Zdeno Ciger (NJ)	27	4	8	12	2	—	—	—	—	—
(EDM)	37	9	15	24	6	—	—	—	—	—
(TOT)	64	13	23	36	8	—	—	—	—	—
Brian Benning (PHI)	37	9	17	26	93	—	—	—	—	—
(EDM)	18	1	7	8	59	—	—	—	—	—
(TOT)	55	10	24	34	152	—	—	—	—	—
X-Esa Tikkanen	66	14	19	33	76	—	—	—	—	—
Scott Mellanby	69	15	17	32	147	—	—	—	—	—
Kelly Buchberger	83	12	18	30	133	—	—	—	—	—
Craig MacTavish	82	10	20	30	110	—	—	—	—	—
Igor Kravchuk (CHI)	38	6	9	15	30	—	—	—	—	—
(EDM)	17	4	8	12	2	—	—	—	—	—
(TOT)	55	10	17	27	32	—	—	—	—	—
Martin Gelinas	65	11	12	23	30	—	—	—	—	—
Kevin Todd (NJ)	30	5	5	10	16	—	—	—	—	—
(EDM)	25	4	9	13	10	—	—	—	—	—
(TOT)	55	9	14	23	26	—	—	—	—	—
X-Brent Gilchrist	60	10	10	20	47	—	—	—	—	—
Shjon Podesin	40	13	6	19	25	—	—	—	—	—
X-Greg Hawgood	29	5	13	18	35	—	—	—	—	—
Geoff Smith	78	4	14	18	30	—	—	—	—	—
Brian Glynn	64	4	12	16	60	—	—	—	—	—
Luke Richardson	82	3	10	13	142	—	—	—	—	—
Chris Joseph	33	2	10	12	48	—	—	—	—	—
Vladimir Vujtek	30	1	10	11	8	—	—	—	—	—
X-Craig Muni	72	0	11	11	67	—	—	—	—	—
Louie DeBrusk	51	8	2	10	205	—	—	—	—	—
Brad Werenka	27	5	4	9	24	—	—	—	—	—
X-Josef Beranek	26	2	6	8	28	—	—	—	—	—
Mike Hudson (CHI)	36	1	6	7	44	—	—	—	—	—
(EDM)	5	0	1	1	2	—	—	—	—	—
(TOT)	41	1	7	8	46	—	—	—	—	—
Steven Rice	28	2	5	7	28	—	—	—	—	—
Shaun Van Allen	21	1	4	5	6	—	—	—	—	—
Bill McDougall	4	2	1	3	4	—	—	—	—	—
Bill Ranford	67	0	3	3	10	—	—	—	—	—
Tyler Wright	7	1	1	2	19	—	—	—	—	—
David Maley	13	1	1	2	29	—	—	—	—	—
Scott Thornton	9	0	1	1	0	—	—	—	—	—
Francois Leroux	1	0	0	0	0	—	—	—	—	—
Dan Currie	5	0	0	0	4	—	—	—	—	—
Ron Tugnutt	26	0	0	0	2	—	—	—	—	—

GOALTENDER	REGULAR SEASON				PLAYOFFS			
	GP	MIN	GA	GAA	GP	MIN	GA	GAA
Bill Ranford	67	3753	240	1	3.84	17	38-6	
Ron Tugnutt	26	1338	93	0	4.17	9-12-2		

GAME-BY-GAME RESULTS				RECORD
DATE	OPPONENT	RESULT		
O. 6	Van	L. 4-2		0-1-0
O. 8	@ Cgy	L. 2-7		0-2-0
O. 10	@ Van	L. 2-5		0-3-0
O. 11	TOR	L. 3-3	OT	0-3-1
O. 14	@ Wpg	L. 3-7		0-4-1
O. 15	@ Chi	W. 4-3	OT	1-4-1
O. 17	@ Det	L. 2-4		1-5-1
O. 20	@ TB	L. 1-6		1-6-1
O. 23	BOS	L. 3-6		1-7-1
O. 25	CGY	L. 0-4		1-8-1
O. 28	MIN	W. 5-2		2-8-1
O. 31	WSH	W. 4-2		3-8-1
N. 3	OTT	W. 4-2		4-8-1
N. 6	@ Wpg	W. 6-1		5-8-1
N. 7	@ Min	L. 2-2	OT	5-8-2
N. 10	@ Stl	L. 4-4	OT	5-8-3
N. 12	@ SJ	W. 4-3		6-8-3
N. 14	@ LA	L. 2-6		6-9-3
N. 18	VAN	W. 4-2		7-9-3
N. 21	@ Van	L. 0-2		7-10-3
N. 22	NYI	L. 1-3	OT	7-10-4
N. 25	LA	L. 1-8		7-11-4
N. 27	CHI	L. 1-8		7-12-4
N. 28	TB	W. 4-3	OT	8-12-4
D. 1	@ SJ	W. 3-1		9-12-4
D. 3	@ Van	L. 1-4		9-13-4
D. 5	STL	L. 1-5		9-14-4
D. 7	@ Cgy	L. 3-6		9-15-4
D. 8	CGY	W. 3-2		10-15-4
D. 10	MIN	W. 3-2		11-15-4
D. 12	@ TB	L. 1-3		11-16-4
D. 12	@ NYI-x	L. 4-4		12-16-4
D. 16	VAN	W. 4-2		12-17-4
D. 18	LA	L. 5-5	OT	12-17-5
D. 21	@ Cgy	L. 2-3	OT	12-18-5
D. 23	SJ	W. 4-2		13-18-5
D. 27	CGY	L. 3-7		13-19-5
D. 29	MTL	L. 3-6		13-20-5
D. 31	@ Wpg	L. 2-3		13-21-5
J. 2	TB	W. 2-2		14-21-5
J. 3	PHI	L. 2-2	OT	14-22-5
J. 9	@ Stl	L. 2-6		14-23-5
J. 9	@ Chi	L. 3-3	OT	14-22-7
J. 9	@ Wsh	L. 3-4		14-23-7
J. 10	@ Phi	L. 0-4		14-24-7
J. 13	WPG	L. 1-4		14-25-7
J. 15	HFD	W. 3-1		15-25-7
J. 17	BUF	W. 3-2	OT	16-25-7
J. 19	LA	L. 4-5		16-26-7
J. 22	PIT	W. 2-1		17-26-7
J. 23	DET	L. 2-3		17-27-7
J. 29	@ Wpg	L. 2-3		17-27-8
J. 29	@ Buf	W. 5-4	OT	18-27-8
F. 31	@ Bos	W. 4-3		19-27-8
F. 3	@ Ott	L. 2-3		19-28-8
F. 9	@ LA	W. 6-3		20-28-8
F. 12	SJ	W. 6-0		21-28-8
F. 14	QUE	L. 2-3	OT	21-29-8
F. 16	@ NYI	L. 2-7		21-30-8
F. 18	@ Pit	W. 5-4		22-30-8
F. 20	@ Hfd	L. 3-7		22-31-8
F. 23	@ Mtl	L. 3-6		22-32-8
F. 23	@ Que	L. 0-1		22-33-8
F. 27	NYR	W. 4-1		23-33-8
F. 28	SJ	W. 4-1		23-34-8
M. 4	WPG	L. 3-5		23-35-8
M. 6	@ LA	L. 1-6		23-36-8
M. 7	@ SJ	L. 3-6		23-37-8
M. 10	DET	L. 3-6		23-38-8
M. 12	NI	W. 6-4		24-38-8
M. 14	CHI	L. 4-5	OT	24-39-8
M. 17	@ NYR	W. 4-2	OT	25-39-8
M. 18	@ NI	L. 1-5		25-40-8
M. 20	@ Tor	L. 2-4		25-41-8
M. 21	PIT-x	L. 4-6		25-42-8
M. 26	LA	L. 1-4		25-43-8
M. 27	TOR	L. 2-6		25-44-8
M. 31	MIN	W. 5-2		26-44-8
A. 3	@ SJ	L. 4-6		26-45-8
A. 6	@ Van	L. 2-2		26-46-8
A. 17	@ Wpg	L. 4-2	OT	26-47-8
A. 13	CGY	L. 2-4		26-48-8
A. 15	@ Wpg	L. 0-3		26-49-8

x-Denotes neutral site game.





## EDMONTON OILERS 1993-94 RESULTS &amp; STATISTICS

X - Denotes did not finish the season with the Oilers

## COACH

Ted Green (3-18-3)  
& Glen Sather (22-27-11)

6th Pacific Division, 23rd Overall. Playoffs: Did not qualify.

PLAYER	REGULAR SEASON					PLAYOFFS				
	GP	G	A	PTS	PIM	GP	G	A	PTS	PIM
Doug Weight	84	24	50	74	47	-	-	-	-	-
Jason Arnott	78	33	35	68	104	-	-	-	-	-
Zdeno Ciger	84	22	35	57	8	-	-	-	-	-
Shayne Corson	64	25	29	54	118	-	-	-	-	-
Igor Kravchuk	81	12	38	50	16	-	-	-	-	-
Bob Beers (TB)	16	1	5	6	12	-	-	-	-	-
(EDM)	66	10	27	37	74	-	-	-	-	-
(TOT)	82	11	32	43	86	-	-	-	-	-
Scott Pearson	72	19	18	37	165	-	-	-	-	-
Fredrik Olausson (WPG)	18	2	5	7	10	-	-	-	-	-
(EDM)	55	9	19	28	20	-	-	-	-	-
(TOT)	73	11	24	35	30	-	-	-	-	-
Steven Rice	63	17	15	32	36	-	-	-	-	-
Boris Mironov (WPG)	65	7	22	29	96	-	-	-	-	-
(EDM)	14	0	2	2	14	-	-	-	-	-
(TOT)	79	7	24	31	110	-	-	-	-	-
Ilya Byakin	44	8	20	28	30	-	-	-	-	-
Dean McAmmond	45	6	21	27	16	-	-	-	-	-
X-Craig MacIavish	66	16	10	26	80	-	-	-	-	-
Mike Stapleton (WPG)	58	7	4	11	18	-	-	-	-	-
(EDM)	23	5	9	14	28	-	-	-	-	-
(TOT)	81	12	13	25	46	-	-	-	-	-
Kelly Buchberger	84	3	18	21	199	-	-	-	-	-
Kirk Maltby	68	11	8	19	74	-	-	-	-	-
Vladimir Vujtek	40	4	15	19	14	-	-	-	-	-
Brent Grieve (NYI)	3	0	0	0	7	-	-	-	-	-
(EDM)	24	13	5	18	14	-	-	-	-	-
(TOT)	27	13	5	18	21	-	-	-	-	-
X-Dave Manson	57	3	13	16	140	-	-	-	-	-
Scott Thornton	61	4	7	11	104	-	-	-	-	-
Louie DeBrusk	48	4	6	10	185	-	-	-	-	-
Adam Bennett	48	3	6	9	49	-	-	-	-	-
Peter White	26	3	5	8	2	-	-	-	-	-
Shjon Podein	28	3	5	8	8	-	-	-	-	-
Luke Richardson	69	2	6	8	131	-	-	-	-	-
X-Brad Werenka	15	0	4	4	14	-	-	-	-	-
X-Roman Oksiuta	10	1	2	3	4	-	-	-	-	-
X-Geoff Smith	21	0	3	3	12	-	-	-	-	-
X-Chris Joseph	10	1	1	2	28	-	-	-	-	-
Ian Herbers	22	0	2	2	32	-	-	-	-	-
Bill Ranford	71	0	2	2	2	-	-	-	-	-
Todd Marchant (NYR)	1	0	0	0	0	-	-	-	-	-
(EDM)	3	0	1	1	2	-	-	-	-	-
(TOT)	4	0	1	1	2	-	-	-	-	-
Gord Mark	12	0	1	1	43	-	-	-	-	-
Jozef Cierny	1	0	0	0	0	-	-	-	-	-
Wayne Cowley	1	0	0	0	0	-	-	-	-	-
Jeff Chychrun	2	0	0	0	0	-	-	-	-	-
Darcy Martini	2	0	0	0	0	-	-	-	-	-
Brad Zavisha	2	0	0	0	0	-	-	-	-	-
Todd Elik	4	0	0	0	6	-	-	-	-	-
Alexander Kerch	5	0	0	0	2	-	-	-	-	-
Tyler Wright	5	0	0	0	4	-	-	-	-	-
X-Marc LaForte	5	0	0	0	21	-	-	-	-	-
Fred Brathwaite	19	0	0	0	0	-	-	-	-	-

GOALTENDER	REGULAR SEASON					PLAYOFFS				
	GP	MIN	GA	SO	GAA	GP	MIN	GA	GAA	W-L
Wayne Cowley	1	57	3	0	3.16	-	-	-	-	-
Bill Ranford	71	4070	236	1	3.48	-	-	-	-	-
Fred Brathwaite	19	982	58	0	3.54	-	-	-	-	-

## PLAYOFFS

GP	W	L	GF	GA
-	-	-	-	-

DATE	OPPONENT	RESULT	RECORD
O. 6	SI	W 3-2	1-0-0
O. 8	NVI	W 5-1	2-0-0
O. 11	@ Van	L 1-4	2-1-0
O. 13	@ Ana	L 3-4	2-2-0
O. 14	@ LA	L 4-4	2-3-0
O. 16	VAN	L 2-3	2-4-0
O. 18	@ Wpg	L 3-5	2-5-0
O. 20	CGY	L 1-3	2-6-0
O. 22	BOS	L 1-3	2-7-0
O. 24	WSH	L 2-3	2-8-0
O. 26	@ SJ	L 1-3	2-9-0
O. 29	BUF	L 1-6	2-10-0
O. 30	@ Cgy	L 2-7	2-11-0
N. 3	OTT	L 2-4	2-12-0
N. 6	@ SH	L 0-3	2-13-0
N. 7	@ CHI	L 1-3	2-14-0
N. 9	@ Det	W 4-2	3-14-1
N. 11	@ Bos	L 1-5	3-15-1
N. 13	@ Hfd	L 4-4	3-16-1
N. 15	@ Tor	L 5-5	3-17-1
N. 17	@ Mtl	L 3-3	3-18-1
N. 20	TOR	L 2-3	3-19-1
N. 21	ANA	L 2-3	3-20-1
N. 24	CHI	L 1-3	3-21-1
N. 27	VAN	W 2-1	4-21-2
N. 29	DAL	L 3-6	4-22-2
N. 31	PHI	W 3-1	5-22-3
D. 5	@ Dal	L 2-4	5-23-3
D. 7	@ NYI	L 4-4	5-24-3
D. 8	@ NYR	L 2-3	5-25-3
D. 11	@ Phi	L 2-3	5-26-3
D. 12	@ Chi	W 2-1	6-26-4
D. 15	VAN	W 7-2	7-26-5
D. 17	STL	W 4-2	8-26-6
D. 19	STL	L 1-4	8-27-6
D. 21	@ Van	L 3-6	8-28-6
D. 22	CGY	W 7-3	9-28-7
D. 27	WPG	W 6-0	10-28-8
D. 29	MTL	W 6-3	11-28-9
D. 30	@ Cgy	L 1-7	11-29-9
J. 2	SI	L 4-7	11-30-9
J. 4	QUE	W 6-4	12-30-10
J. 9	@ Chi	W 4-2	13-30-11
J. 11	@ Dal	L 2-5	13-31-11
J. 13	@ Stl	L 4-6	13-32-11
J. 15	@ Pitt	L 3-4	13-33-11
J. 18	@ Ott	L 3-4	13-34-11
J. 19	@ Buf	L 1-1	13-35-11
J. 24	VAN-x	L 4-3	13-36-11
J. 26	NY	L 3-3	13-37-11
J. 28	STL	L 3-3	13-38-11
J. 29	DAL	L 3-5	13-39-11
F. 2	LA	W 6-4	14-39-12
F. 4	CHI	W 3-2	15-39-13
F. 6	WPG	W 3-2	16-39-14
F. 7	@ Cgy	L 3-4	16-40-14
F. 9	CGY	L 3-6	16-41-14
F. 12	HFD	L 3-6	16-42-14
F. 13	ANA	L 3-5	16-43-14
F. 15	@ Wsh	L 2-3	16-44-14
F. 18	@ Det	L 1-5	16-45-14
F. 19	@ Tor	L 2-3	16-46-14
F. 23	TOR	W 6-3	17-46-15
F. 25	LA	L 3-5	17-47-15
F. 27	IB	W 3-2	18-47-16
M. 1	@ Van	W 7-4	19-47-17
M. 3	@ SJ	L 1-4	19-48-17
M. 4	@ Ana	L 4-4	19-49-17
M. 9	FLA	L 3-5	19-50-17
M. 11	DET	W 4-2	20-50-18
M. 16	@ TB	L 4-4	20-51-18
M. 18	@ Fla	L 4-4	20-52-18
M. 20	@ Que	W 3-3	21-52-19
M. 23	NYR	L 3-3	21-53-19
M. 27	LA	L 3-3	21-54-19
M. 29	PIT	W 3-2	22-54-20
M. 31	@ Ana	W 3-2	23-54-21
A. 2	@ LA	W 5-3	24-54-22
A. 3	@ LA-x	L 1-6	24-55-22
A. 6	@ Wpg	W 4-3	25-55-23
A. 8	ANA	L 1-3	25-56-23
A. 10	DET	W 4-3	26-56-24
A. 13	@ SJ	L 1-3	26-57-24
A. 14	@ LA	L 2-2	26-58-24

x - Denotes neutral site game.



# YEARLY RESULTS

## EDMONTON OILERS 1994-95 RESULTS & STATISTICS

X - Denotes did not finish the season with the Oilers

### COACH

George Burnett (12-20-3) 48 17 27 4 38 136 183  
& Ron Low (5-7-1)

5th Pacific Division, 22nd Overall. Playoffs: Did not qualify.

PLAYER	REGULAR SEASON					PLAYOFFS				
	GP	G	A	PTS	PIM	GP	G	A	PTS	PIM
Doug Weight	48	7	33	40	69	-	-	-	-	-
Jason Arnott	42	15	22	37	128	-	-	-	-	-
Shayne Corson	48	12	24	36	86	-	-	-	-	-
David Oliver	44	16	14	30	20	-	-	-	-	-
Todd Marchant	45	13	14	27	32	-	-	-	-	-
Kelly Buchberger	48	7	17	24	82	-	-	-	-	-
Scott Thornton	47	10	12	22	89	-	-	-	-	-
Igor Kravchuk	36	7	11	18	29	-	-	-	-	-
Mike Stapleton	46	6	11	17	21	-	-	-	-	-
Roman Oksjuta	26	11	2	13	8	-	-	-	-	-
Luke Richardson	46	3	10	13	40	-	-	-	-	-
Jiri Slegar (VAN)	19	1	5	6	32	-	-	-	-	-
(EDM)	12	1	5	6	14	-	-	-	-	-
(TOT)	31	2	10	12	46	-	-	-	-	-
Kirk Maltby	47	8	3	11	49	-	-	-	-	-
Dean Kennedy	40	2	8	10	25	-	-	-	-	-
Fredrik Olausson	33	0	10	10	10	-	-	-	-	-
Boris Mironov	29	1	7	8	40	-	-	-	-	-
Ken Sutton (BUF)	12	1	2	3	30	-	-	-	-	-
(EDM)	12	3	1	4	12	-	-	-	-	-
(TOT)	24	4	3	7	42	-	-	-	-	-
Peter White	9	2	4	6	0	-	-	-	-	-
Bryan Marchment	40	1	5	6	184	-	-	-	-	-
Len Esau	14	0	6	6	15	-	-	-	-	-
Scott Pearson	28	1	4	5	54	-	-	-	-	-
Zdeno Ciger	5	2	2	4	0	-	-	-	-	-
Iain Fraser (DAL)	4	0	0	0	0	-	-	-	-	-
(EDM)	9	3	0	3	0	-	-	-	-	-
(TOT)	13	3	0	3	0	-	-	-	-	-
Louie DeBrusk	34	2	0	2	93	-	-	-	-	-
Gord Mark	18	0	2	2	35	-	-	-	-	-
Bill Ranford	40	0	2	2	2	-	-	-	-	-
Jason Bonsignore	1	1	0	1	0	-	-	-	-	-
Kent Nilsson	6	1	0	1	0	-	-	-	-	-
Tyler Wright	6	1	0	1	14	-	-	-	-	-
Ralph Intranuovo	1	0	1	1	0	-	-	-	-	-
Joaquin Gage	2	0	1	1	0	-	-	-	-	-
Micah Aivazoff	21	0	1	1	2	-	-	-	-	-
Dennis Bonvie	2	0	0	0	0	-	-	-	-	-
Ryan Smyth	3	0	0	0	0	-	-	-	-	-
Marko Tuomainen	4	0	0	0	0	-	-	-	-	-
Dean McAmmond	6	0	0	0	0	-	-	-	-	-
Fred Brathwaite	14	0	0	0	0	-	-	-	-	-
Ryan McGill (PHI)	12	0	0	0	13	-	-	-	-	-
(EDM)	8	0	0	0	8	-	-	-	-	-
(TOT)	20	0	0	0	21	-	-	-	-	-

GOALTENDER	REGULAR SEASON					PLAYOFFS				
	GP	MINS	GA	SO	GAA	GP	MIN	GA	GAA	W-L
Bill Ranford	40	2203	133	2	3.62	15-20-3	-	-	-	-
Fred Brathwaite	14	601	40	0	3.99	2-5-1	-	-	-	-
Joaquin Gage	2	99	7	0	4.24	0-2-0	-	-	-	-

### PLAYOFFS

GP W L GF GA  
- - - - -

### GAME-BY-GAME RESULTS

DATE	OPPONENT	RESULT	RECORD
J. 20	ANA	W. 2-1	1-0-0
J. 22	@ LA	W. 4-3	2-0-0
J. 23	@ Ana	L. 4-5 OT	2-1-0
J. 25	@ Chi	L. 1-5	2-2-0
J. 28	@ Det	L. 2-5	2-3-0
J. 30	DET	L. 2-4	2-4-0
F. 1	CHI	L. 0-7	2-5-0
F. 3	TOR	W. 5-3	3-5-0
F. 7	@ Van	T. 4-4 OT	3-5-1
F. 8	WPG	T. 3-3 OT	3-5-2
F. 10	SJ	W. 5-1	4-5-2
F. 12	ANA	W. 2-0	5-5-2
F. 15	@ Tor	W. 4-1	6-5-2
F. 17	@ Det	L. 2-4	6-6-2
F. 19	@ Chi	L. 1-4	6-7-2
F. 20	@ Stl	L. 0-4	6-8-2
F. 22	DAL	W. 2-1	7-8-2
F. 25	LA	L. 3-4	7-9-2
F. 28	@ Cgy	L. 2-5	7-10-2
M. 1	DAL	L. 3-5	7-11-2
M. 3	CHI	L. 2-5	7-12-2
M. 5	DET	W. 4-2	8-12-2
M. 8	@ SJ	W. 5-2	9-12-2
M. 12	VAN	L. 2-5	9-13-2
M. 14	STL	W. 6-5	10-13-2
M. 17	SJ	W. 5-3	11-13-2
M. 20	CGY	W. 5-2	12-13-2
M. 22	@ Dal	T. 4-4 OT	12-13-3
M. 23	@ Dal	L. 1-2	12-14-3
M. 26	@ Stl	L. 1-5	12-15-3
M. 27	@ Tor	L. 3-4	12-16-3
M. 31	CGY	L. 2-6	12-17-3
A. 1	VAN	L. 1-5	12-18-3
A. 3	@ LA	L. 2-7	12-19-3
A. 5	@ Ana	L. 3-4 OT	12-20-3
A. 7	@ SJ	L. 0-5	12-21-3
A. 9	SJ	L. 2-5	12-22-3
A. 13	@ Van	W. 6-4	13-22-3
A. 15	CGY	L. 2-4	13-23-3
A. 17	@ Wpg	W. 6-5	14-23-3
A. 19	LA	W. 2-0	15-23-3
A. 21	@ LA	T. 3-3 OT	15-23-4
A. 22	@ Van	L. 1-6	15-24-4
A. 25	@ Wpg	W. 5-3	16-24-4
A. 27	STL	W. 3-2 OT	17-24-4
A. 29	WPG	L. 1-5	17-25-4
M. 1	TOR	L. 5-6	17-26-4
M. 3	@ Cgy	L. 3-5	17-27-4



## EDMONTON OILERS 1995-96 RESULTS &amp; STATISTICS

X - Denotes did not finish the season with the Oilers

COACH	REGULAR SEASON						GF		GA	
	GP	W	L	T	PTS		GP	GA		
Ron Low	82	30	44	8	68		240	304		

5th Pacific Division, 21st Overall. Playoffs: Did not qualify.

PLAYER	REGULAR SEASON					PLAYOFFS				
	GP	G	A	PTS	PIM	GP	G	A	PTS	PIM
Doug Weight	82	25	79	104	95	-	-	-	-	-
Zdeno Ciger	78	31	39	70	41	-	-	-	-	-
Jason Arnott	64	28	31	59	87	-	-	-	-	-
Mariusz Czerkawski (BOS)	32	5	6	11	10	-	-	-	-	-
(EDM)	37	12	17	29	8	-	-	-	-	-
(TOT)	70	17	23	40	18	-	-	-	-	-
David Oliver	80	20	19	39	34	-	-	-	-	-
Todd Marchant	81	19	19	38	66	-	-	-	-	-
Miroslav Satan	62	18	17	35	22	-	-	-	-	-
Boris Mironov	78	8	24	32	101	-	-	-	-	-
Jeff Norton (STL)	36	4	7	11	26	-	-	-	-	-
(EDM)	30	4	16	20	16	-	-	-	-	-
(TOT)	66	8	23	31	42	-	-	-	-	-
Dean McAmmond	53	15	15	30	23	-	-	-	-	-
Kelly Buchberger	82	11	14	25	184	-	-	-	-	-
Scott Thornton	77	9	9	18	149	-	-	-	-	-
Bryan Marchment	78	3	15	18	202	-	-	-	-	-
Jiri Slegr	57	4	13	17	74	-	-	-	-	-
David Roberts (STL)	28	1	6	7	12	-	-	-	-	-
(EDM)	6	2	4	6	6	-	-	-	-	-
(TOT)	34	3	10	13	18	-	-	-	-	-
Ryan Smyth	48	2	9	11	28	-	-	-	-	-
Luke Richardson	82	2	9	11	108	-	-	-	-	-
Glenn Anderson	17	4	6	10	27	-	-	-	-	-
X-Igor Kravchuk	26	4	4	8	10	-	-	-	-	-
X-Peter White	26	5	3	8	0	-	-	-	-	-
Kent Manderville	37	3	5	8	38	-	-	-	-	-
X-Kirk Maltby	49	2	6	8	61	-	-	-	-	-
Ken Sutton	32	0	8	8	39	-	-	-	-	-
Donald Dufresne (STL)	3	0	0	0	4	-	-	-	-	-
(EDM)	42	1	6	7	16	-	-	-	-	-
(TOT)	45	1	6	7	20	-	-	-	-	-
Brett Hauer	29	4	2	6	30	-	-	-	-	-
Fredrik Olausson	20	0	6	6	14	-	-	-	-	-
Louie DeBrusk	38	1	3	4	96	-	-	-	-	-
Ralph Intranuovo	13	1	2	3	4	-	-	-	-	-
Greg de Vries	13	1	1	2	12	-	-	-	-	-
Jason Bonsignore	20	0	2	2	4	-	-	-	-	-
Tyler Wright	23	1	0	1	33	-	-	-	-	-
Curtis Joseph	34	0	1	1	4	-	-	-	-	-
Bill Ranford	37	0	1	1	2	-	-	-	-	-
Nick Stajduhar	2	0	0	0	4	-	-	-	-	-
Bryan Muir	5	0	0	0	6	-	-	-	-	-
Fred Brathwaite	7	0	0	0	2	-	-	-	-	-
Dennis Bonvie	8	0	0	0	47	-	-	-	-	-
Joaquin Gage	16	0	0	0	4	-	-	-	-	-

GOALTENDER	REGULAR SEASON					PLAYOFFS				
	GP	MIN	GA	SO	GAA	GP	MIN	GA	GAA	W-L
Fred Brathwaite	7	293	12	0	2.46	0-2-0	-	-	-	-
Curtis Joseph	34	1936	111	0	3.44	15-16-2	-	-	-	-
Joaquin Gage	16	717	45	0	3.77	2-8-1	-	-	-	-
X-Bill Ranford	37	2015	128	1	3.81	13-18-5	-	-	-	-

PLAYOFFS				
GP	W	L	GF	GA
-	-	-	-	-

DATE	OPPONENT	RESULT	RECORD
O. 8	DET	L 1-3	0-1-0
O. 10	@ STL	L 3-5	0-2-0
O. 13	@ Det	L 0-9	0-3-0
O. 15	@ Phi	L 1-7	0-4-0
O. 17	@ NY	W 3-1	1-4-0
O. 18	@ Buf	L 4-4	1-5-0
O. 21	VAN	T 1-1	1-5-0
O. 22	SJ	W 6-4	2-5-1
O. 27	WPG	W 7-5	3-5-1
O. 31	NY	W 2-1	4-5-1
N. 1	@ Van	T 3-3	OT 4-5-2
N. 4	TOR	T 3-3	OT 4-5-3
N. 7	@ Det	L 2-4	4-6-3
N. 9	@ Fla	L 1-2	4-7-3
N. 10	@ TB	W 4-3	OT 5-7-3
N. 12	@ Chi	T 4-4	OT 5-7-4
N. 14	@ CGY	L 2-4	OT 5-8-4
N. 15	MTL	L 1-4	5-9-4
N. 17	DET	T 4-5	5-10-4
N. 20	COL	T 3-3	OT 5-10-5
N. 22	ANA	W 5-2	6-10-5
N. 24	@ CGY	W 5-2	7-10-5
N. 26	@ Wpg	L 3-4	7-11-5
N. 28	CHI	L 3-5	7-12-5
D. 1	CGY	L 2-8	7-13-5
D. 2	STL	L 3-7	7-14-5
D. 5	@ Van	L 2-6	7-15-5
D. 7	@ Col	W 5-3	8-15-5
D. 9	@ SJ	W 4-2	9-15-5
D. 10	@ Ana	W 3-1	10-15-5
D. 13	VAN	T 2-2	OT 10-15-6
D. 15	@ Wpg	L 4-9	10-16-6
D. 18	OTT	W 3-1	11-16-6
D. 20	COL	L 1-4	11-17-6
D. 22	@ Wsh	L 3-6	11-18-6
D. 23	@ Tor	L 3-9	11-19-6
D. 27	PHI	W 3-2	12-19-6
D. 29	LA	W 5-4	OT 13-19-6
D. 30	NYR	L 3-8	13-20-6
J. 3	TB	L 0-5	13-21-6
J. 5	FLA	L 2-3	13-22-6
J. 7	ANA	W 3-1	14-22-6
J. 9	HFD	L 1-5	14-23-6
J. 13	BUF	W 5-4	OT 15-23-6
J. 16	@ STL	W 5-1	16-23-6
J. 17	@ Dal	W 4-3	17-23-6
J. 24	DAL	L 3-5	17-24-6
J. 26	NYI	W 4-1	18-24-6
J. 30	@ CGY	L 2-3	OT 18-25-6
J. 31	CHI	L 0-4	18-26-6
F. 7	WSH	L 2-2	18-27-6
F. 9	VAN	L 2-3	OT 18-28-6
F. 11	CGY	W 4-2	19-28-6
F. 14	ANA	W 3-2	20-28-6
F. 16	@ Dal	L 1-6	20-29-6
F. 18	@ Chi	L 1-4	20-30-6
F. 19	@ Col	L 5-7	20-31-6
F. 21	LA	W 7-2	21-31-6
F. 23	BOS	L 4-7	21-32-6
F. 25	@ NYI	L 0-2	21-33-6
F. 27	@ Bos	W 4-3	OT 22-33-6
F. 28	@ Hfd	T 4-4	OT 22-33-7
M. 1	PIT	L 3-4	22-34-7
M. 3	STL	L 1-4	22-35-7
M. 6	@ LA	L 2-3	22-36-7
M. 8	SJ	W 4-2	23-36-7
M. 13	@ SJ	W 8-3	24-36-7
M. 16	@ LA	W 5-2	25-36-7
M. 17	@ Col	L 1-8	25-37-7
M. 19	@ NYR	W 4-1	26-37-7
M. 21	@ Pit	L 4-5	26-38-7
M. 23	@ Mtl	W 6-5	27-38-7
M. 24	@ Ott	W 3-2	28-38-7
M. 27	LA	T 3-3	OT 28-38-8
M. 29	WPG	W 3-2	29-38-8
M. 30	TOR	L 1-4	29-39-8
A. 1	@ Van	W 8-2	30-39-8
A. 3	@ Ana	L 0-1	30-40-8
A. 4	@ SJ	L 3-5	30-41-8
A. 8	CGY	L 2-3	30-42-8
A. 10	DAL	L 2-4	30-43-8
A. 13	@ Tor	L 3-6	30-44-8



# YEARLY RESULTS

## EDMONTON OILERS 1996-97 RESULTS & STATISTICS

X - Denotes did not finish the season with the Oilers

COACH	REGULAR SEASON						PLAYOFFS					
	GP	W	L	T	PTS	GF	GA	GP	W	L	GF	GA
Ron Low	82	36	37	9	81	252	247	12	5	7	32	37
3rd Pacific Division, 13th Overall. Playoffs: Won Western Conference Quarter-Final 4-3 vs. Dallas, Lost Western Conference Semi-Final 4-1 vs. Colorado.												

PLAYER	REGULAR SEASON					PLAYOFFS					GAME-BY-GAME RESULTS			RECORD	
	GP	G	A	PTS	PIM	GP	G	A	PTS	PIM	DATE	OPPONENT	RESULT		
Doug Weight	80	21	61	82	80	12	3	8	11	8	O. 4	BUF	W. 4-3	1-0-0	
Ryan Smyth	82	39	22	61	76	12	5	5	10	12	O. 6	VAN	W. 2-0	2-0-0	
Andrei Kovalenko	74	32	27	59	81	12	4	3	7	6	O. 8	@ Tor	W. 4-2	3-0-0	
Jason Arnott	67	19	38	57	92	12	3	6	9	18	O. 9	@ Det	L. 0-2	3-1-0	
Mariusz Czerkawski	76	26	21	47	16	12	2	1	3	10	O. 11	STL	L. 1-3	3-2-0	
Kelly Buchberger	81	8	30	38	159	12	5	2	7	16	O. 14	@ Pho	W. 6-3	4-2-0	
Todd Marchant	79	14	19	33	44	12	4	2	6	12	O. 15	@ Col	L. 2-7	4-3-0	
Mike Grier	79	15	17	32	45	12	3	1	4	4	O. 20	@ Cgy	L. 3-6	4-4-0	
Boris Mironov	55	6	26	32	85	12	2	8	10	16	O. 22	PIT	W. 5-2	5-4-0	
Rem Murray	82	11	20	31	16	12	1	2	3	4	O. 24	@ LA	W. 8-2	6-4-0	
Dean McAmmond	57	12	17	29	28	-	-	-	-	-	O. 26	COL	L. 2-4	6-5-0	
X-Miroslav Satan	64	17	11	28	22	-	-	-	-	-	O. 30	PHO	W. 4-1	7-5-0	
Mats Lindgren	69	11	14	25	12	12	0	4	4	0	N. 1	VAN	L. 4-5	OT 7-6-0	
Dan McGillis	73	6	16	22	52	12	0	5	5	24	N. 3	@ Chi	L. 2-5	7-7-0	
Drew Bannister (TB)	64	4	13	17	44	-	-	-	-	-	N. 6	@ Pit	L. 2-5	7-8-0	
(EDM)	1	0	1	1	0	12	0	0	0	30	N. 7	@ Bos	W. 6-0	8-8-0	
(TOT)	65	4	14	18	44	-	-	-	-	-	N. 9	@ Tor	L. 3-7	8-9-0	
Bryan Marchment	71	3	13	16	132	3	0	0	0	4	N. 11	@ Mtl	L. 2-3	OT 8-10-0	
Petr Klima (LA)	8	0	4	4	2	-	-	-	-	-	N. 13	@ Ott	W. 4-0	9-10-0	
(PIT)	9	1	3	4	4	-	-	-	-	-	N. 17	DAL	L. 3-7	9-11-0	
(EDM)	16	1	5	6	6	6	0	0	0	4	N. 19	CHI	T. 4-4	OT 9-11-1	
(TOT)	33	2	12	14	12	-	-	-	-	-	N. 21	NYR	W. 3-2	10-11-1	
Kevin Lowe	64	1	13	14	50	1	0	0	0	0	N. 23	CGY	W. 3-2	11-11-1	
X-Jeff Norton	62	2	11	13	42	-	-	-	-	-	N. 26	@ Cgy	W. 10-1	12-11-1	
Luke Richardson	82	1	11	12	91	12	0	2	2	14	N. 27	LA	L. 1-5	12-12-1	
Barrie Moore (BUF)	31	2	6	8	18	-	-	-	-	-	N. 29	@ SJ	W. 4-2	13-12-1	
(EDM)	4	0	0	0	0	-	-	-	-	-	D. 4	@ Ana	L. 0-2	13-13-1	
(TOT)	35	2	6	8	18	-	-	-	-	-	D. 6	@ Col	L. 2-4	14-14-1	
Michel Petit	18	2	4	6	20	-	-	-	-	-	D. 8	OTT	W. 5-2	14-15-1	
Greg de Vries	37	0	4	4	52	12	0	1	1	8	D. 10	STL	L. 2-3	14-15-2	
David Oliver	17	1	2	3	4	-	-	-	-	-	D. 12	@ Det	T. 0-0	OT 14-15-3	
Louie DeBrusk	32	2	0	2	94	6	0	0	0	4	D. 15	@ Fla	L. 3-6	14-16-3	
Ralph Intranuovo (TOR)	3	0	1	1	0	-	-	-	-	-	D. 18	COL	L. 2-4	OT 14-17-3	
(EDM)	5	1	0	1	0	-	-	-	-	-	D. 20	NY	L. 2-3	14-18-3	
(TOT)	8	1	1	2	0	-	-	-	-	-	D. 22	DET	W. 7-0	15-18-3	
Curtis Joseph	72	0	2	2	20	12	0	0	0	2	D. 23	@ Van	W. 7-0	16-18-3	
Steve Kelly	8	1	0	1	6	6	0	0	0	2	D. 27	PHI	L. 4-6	16-19-3	
Donald Dufresne	22	0	1	1	15	3	0	0	0	0	D. 28	SI	W. 5-3	17-19-3	
Craig Millar	1	0	0	0	2	-	-	-	-	-	D. 30	LA	W. 2-1	17-19-4	
Sean Brown	5	0	0	0	4	-	-	-	-	-	J. 3	TOR	W. 4-3	18-19-4	
Jesse Belanger	6	0	0	0	0	-	-	-	-	-	J. 7	@ Stl	W. 5-2	19-19-4	
Joe Hulbig	6	0	0	0	0	6	0	1	1	2	J. 8	@ Chi	L. 1-4	19-20-4	
Bob Essensa	19	0	0	0	4	-	-	-	-	-	J. 11	SI	L. 1-2	19-21-4	
Bryan Muir	-	-	-	-	-	5	0	0	0	4	J. 12	HFD	W. 2-1	OT 20-21-4	
GOALTENDER	GP	MINS	GA	SO	GAA	W-L-T	GP	MIN	GA	GAA	W-L	J. 15	FLA	W. 4-0	21-21-4
Bob Essensa	19	869	41	1	2.83	4-8-0	-	-	-	-	-	J. 15	@ NYR	L. 1-8	21-22-5
Curtis Joseph	72	4100	200	6	2.93	32-29-9	12	767	36	2.82	5-7	J. 22	@ NYI	L. 1-8	21-23-5
												J. 24	@ Buf	W. 3-1	22-23-5
												J. 26	@ Wsh	W. 3-1	23-23-5
												J. 29	SI	W. 3-1	24-23-5
												J. 31	NYI	W. 1-0	25-23-5
												F. 5	CGY	W. 5-2	26-23-5
												F. 8	ANA	L. 1-2	OT 26-24-5
												F. 9	WSH	W. 4-1	27-23-5
												F. 12	BOS	W. 4-3	28-24-5
												F. 13	@ Cgy	L. 2-3	28-25-5
												F. 15	@ LA	L. 2-3	OT 28-26-6
												F. 17	@ Ana	L. 1-5	28-27-6
												F. 19	TOR	W. 6-5	29-27-6
												F. 21	COL	L. 3-4	OT 29-28-6
												F. 23	@ Dal	L. 1-6	29-29-6
												F. 26	@ Ana	T. 3-3	OT 29-30-6
												F. 27	@ LA	L. 3-6	29-31-6
												M. 1	MTL	L. 4-5	29-32-6
												M. 4	LA	W. 4-1	30-32-6
												M. 7	@ Dal	W. 4-1	31-31-6
												M. 9	@ STL	L. 1-2	31-32-7
												M. 11	@ NY	L. 1-6	31-33-7
												M. 13	@ Phi	L. 4-5	31-34-7
												M. 15	@ Hfd	W. 4-2	32-32-7
												M. 19	TB	W. 3-1	33-32-7
												M. 23	ANA	L. 1-4	33-33-7
												M. 24	@ SJ	W. 5-1	34-33-7
												M. 28	@ SJ	L. 3-4	34-34-7
												M. 29	@ Pho	L. 3-1	35-34-7
												M. 31	DAL	L. 4-2	35-35-7
												A. 3	CHI	W. 4-2	36-35-7
												A. 5	VAN	T. 2-2	36-36-8
												A. 9	DET	T. 3-3	OT 36-37-8
												A. 11	PHO	L. 2-6	36-38-8
												A. 12	@ Van	L. 4-5	36-39-8



## EDMONTON OILERS 1997-98 RESULTS &amp; STATISTICS

X - Denotes did not finish the season with the Oilers

COACH	REGULAR SEASON							PLAYOFFS				
	GP	W	L	T	PTS	GF	GA	GP	W	L	GF	GA
Ron Low	82	35	37	10	80	215	224	12	5	7	24	25

3rd Pacific Division, 15th Overall. Playoffs: Won Western Conference Quarter-Final 4-3 vs. Colorado, Lost Western Conference Semi-Final 4-1 vs. Dallas.

PLAYER	REGULAR SEASON					PLAYOFFS					
	GP	G	A	PTS	PIM	GP	G	A	PTS	PIM	
Doug Weight	79	26	44	70	69	12	2	7	9	14	
Dean McAmmond	77	19	31	50	46	12	1	4	5	12	
Boris Mironov	81	16	30	46	100	12	3	3	6	27	
Janne Niinimaa (PHI)	66	3	31	34	56	—	—	—	—	—	
(EDM)	11	1	8	9	6	11	1	1	2	12	
(TOT)	77	4	39	43	62	—	—	—	—	—	
Roman Hamrik (TB)	37	3	12	15	22	—	—	—	—	—	
(EDM)	41	6	20	26	48	12	0	6	6	12	
(TOT)	78	9	32	41	70	—	—	—	—	—	
Bill Guerin (NJ)	19	5	5	10	13	—	—	—	—	—	
(EDM)	40	13	16	29	80	12	7	1	8	17	
(TOT)	59	18	21	39	93	—	—	—	—	—	
Todd Marchant	76	14	21	35	71	12	1	1	2	10	
Ryan Smyth	65	20	13	33	44	12	1	3	4	16	
Tony Hrkac (DAL)	13	5	3	8	0	—	—	—	—	—	
(EDM)	36	8	11	19	10	12	0	3	3	2	
(TOT)	49	13	14	27	10	—	—	—	—	—	
Mats Lindgren	82	13	13	26	42	12	1	1	2	10	
X-Dan McGillis	67	10	15	25	74	—	—	—	—	—	
Scott Fraser	29	12	11	23	6	11	1	1	2	0	
Andrei Kovalenko	59	6	17	23	28	1	0	0	0	2	
Kelly Buchberger	82	6	17	23	122	12	1	2	3	25	
Valeri Zelepukin (NJ)	35	2	8	10	32	—	—	—	—	—	
(EDM)	33	2	10	12	57	8	1	2	3	2	
(TOT)	68	4	18	22	89	—	—	—	—	—	
Rem Murray	61	9	9	18	39	11	1	4	5	2	
X-Jason Arnott	35	5	13	18	78	—	—	—	—	—	
Mike Grier	66	9	6	15	73	12	2	2	4	13	
Greg de Vries	65	7	4	11	80	7	0	0	0	21	
Bobby Dollas (ANA)	22	0	1	1	27	—	—	—	—	—	
(EDM)	30	2	5	7	22	11	0	0	0	16	
(TOT)	52	2	6	8	49	—	—	—	—	—	
Drake Berehowsky	67	1	6	7	169	12	1	2	3	14	
Boyd Devereaux	38	1	4	5	6	—	—	—	—	—	
Craig Miller	11	4	0	4	8	—	—	—	—	—	
Joe Hulbig	17	2	2	4	2	—	—	—	—	—	
Ray Whitney	9	1	3	4	0	—	—	—	—	—	
X-Bryan Marchment	27	0	4	4	58	—	—	—	—	—	
Mike Watt	14	1	2	3	4	—	—	—	—	—	
Frank Musil	17	1	2	3	8	7	0	0	0	6	
X-Steve Kelly	19	0	2	2	8	—	—	—	—	—	
X-Drew Bannister	34	0	2	2	42	—	—	—	—	—	
Curtis Joseph	71	0	2	2	4	12	0	0	0	2	
Sean Brown	18	0	1	1	43	—	—	—	—	—	
Bill Huard	30	0	1	1	72	4	0	0	0	2	
Scott Ferguson	1	0	0	0	0	—	—	—	—	—	
Ladislav Benysek	2	0	0	0	0	—	—	—	—	—	
Jason Bowen	4	0	0	0	10	—	—	—	—	—	
Dennis Bonvie	4	0	0	0	27	—	—	—	—	—	
X-Bryan Muir	7	0	0	0	17	—	—	—	—	—	
Kevin Lowe	7	0	0	0	22	1	0	0	0	4	
Terran Sandwith	8	0	0	0	6	—	—	—	—	—	
Georges Laraque	11	0	0	0	59	—	—	—	—	—	
Bob Essensa	16	0	0	0	0	1	0	0	0	0	
Doug Friedman	16	0	0	0	20	—	—	—	—	—	
GOALTENDER	REGULAR SEASON					PLAYOFFS					
	GP	MINS	GA	SO	GAA	W-L-T	GP	MIN	GA	GAA	W-L
Bob Essensa	16	825	45	0	2.55	6-6-1	1	27	1	2.22	0-0
Curtis Joseph	71	4132	181	8	2.63	29-31-9	12	716	23	1.93	5-7

DATE	GAME-BY-GAME RESULTS			RECORD
	OPPONENT	RESULT		
O. 1	@ SJ	W 5-3		1-0-0
O. 3	DET	L 2-8		1-1-0
O. 5	COL	L 0-3		1-2-0
O. 8	NYR	T 3-3	OT	1-2-1
O. 11	TOR	W 2-1		2-2-1
O. 13	@ Van	L 0-3		2-3-1
O. 15	COL	L 2-6		2-4-1
O. 17	@ Ana	L 1-2		2-5-1
O. 19	@ LA	W 3-2		3-5-1
O. 21	BOS	W 3-1		4-5-1
O. 24	PIT	W 4-3		4-6-1
O. 29	PHO	W 3-2		5-6-1
N. 1	@ Bos	L 1-3		5-7-1
N. 3	@ NYR	T 2-2	OT	5-7-2
N. 5	@ NYI	T 4-4		5-7-3
N. 6	@ Phi	L 2-6		5-8-3
N. 8	@ Wsh	L 1-2		5-9-3
N. 10	@ Buf	T 4-4	OT	5-9-4
N. 12	CAR	L 4-6		5-10-4
N. 15	CGY	L 2-2	OT	5-10-5
N. 17	@ Phi	L 3-6		5-11-5
N. 19	@ Dal	L 3-6		5-12-5
N. 20	@ Stl	W 3-0		6-12-5
N. 22	@ Ott	W 1-0		7-12-5
N. 25	CHI	T 2-2	OT	7-12-6
N. 28	ANA	L 1-3		7-13-6
N. 30	SJ	W 6-1		8-13-6
D. 2	@ Col	L 2-4		8-14-6
D. 3	@ Dal	L 1-4		8-15-6
D. 5	DET	W 3-1		9-15-6
D. 7	@ Chi	L 2-3	OT	9-16-6
D. 10	@ NJ	T 2-2		10-16-7
D. 12	@ Det	W 3-2		11-16-7
D. 13	@ Stl	W 4-1		11-16-8
D. 17	CHI	T 0-0	OT	11-16-9
D. 20	DAL	L 1-2	OT	11-17-9
D. 22	@ Mtl	T 3-3	OT	11-17-10
D. 23	@ Tor	L 4-5		11-18-10
D. 27	COL	L 1-5		11-19-10
D. 30	PHI	L 1-3		11-20-10
J. 2	MTL	L 3-5		11-21-10
J. 4	LA	L 3-5		12-22-10
J. 9	@ Ana	W 3-2		13-22-10
J. 10	@ LA	W 4-3		14-22-10
J. 12	STL	W 2-1		15-22-10
J. 14	CGY	W 5-2		16-22-10
J. 20	PHO	W 6-2		17-22-10
J. 23	@ SJ	L 2-3		17-23-10
J. 24	@ Pho	W 5-2		18-23-10
J. 26	@ Col	L 1-2	OT	18-24-10
J. 28	NJ	T 1-1	OT	18-24-11
J. 31	VAN	L 3-6		18-25-11
F. 2	LA	W 1-0		19-25-11
F. 4	SJ	L 0-3		19-26-11
F. 6	@ Van	L 2-4		19-27-11
F. 7	@ CGY	L 2-4		19-28-11
F. 25	TOR	W 5-2		20-28-11
F. 27	ANA	L 0-4		20-29-11
F. 28	SJ	W 4-1		21-29-11
M. 2	@ Col	W 5-4	OT	22-29-11
M. 4	TB	W 4-2		23-29-11
M. 7	@ Tor	L 1-4		23-30-11
M. 9	@ Chi	W 4-3	OT	24-30-11
M. 11	@ TB	W 2-0		25-30-11
M. 13	@ Fla	W 4-0		26-30-11
M. 15	@ Car	L 1-4		26-31-11
M. 17	@ Det	W 4-1		27-31-11
M. 18	@ Pit	L 2-4		26-32-11
M. 21	STL	W 2-0		27-33-11
M. 22	NVI	L 1-3		27-34-11
M. 25	WSH	W 4-2		28-34-11
M. 27	BUF	L 0-1		28-35-11
M. 30	CGY	W 3-1		29-35-11
A. 1	@ Van	L 2-4		29-36-11
A. 3	DAL	W 4-1		30-36-11
A. 6	VAN	W 3-2		31-36-11
A. 8	@ Ana	L 2-4		31-37-11
A. 9	@ LA	W 4-0		32-37-11
A. 11	@ CGY	W 5-4		33-37-11
A. 15	ANA	W 5-3		34-37-11
A. 18	@ Tor	W 4-3		35-37-11



# YEARLY RESULTS

## EDMONTON OILERS 1998-99 RESULTS & STATISTICS

X - Denotes did not finish the season with the Oilers

COACH	REGULAR SEASON						PLAYOFFS					
	GP	W	L	T	PTS	GF	GA	GP	W	L	GF	GA
Ron Low	82	33	37	12	78	230	226	4	0	4	7	11

2nd Northwest Division, 16th Overall. Playoffs: Lost Western Conference Quarter-Final 4-0 vs. Dallas.

PLAYER	REGULAR SEASON					PLAYOFFS					DATE	GAME-BY-GAME RESULTS		RECORD
	GP	G	A	PTS	PIM	GP	G	A	PTS	PIM		OPPONENT	RESULT	
Bill Guerin	80	30	34	64	133	3	0	2	2	2	O. 10	LA	L 1-2	0-1-0
Josef Beranek	66	19	30	49	23	2	0	0	0	4	O. 13	TOR	L 2-3	0-2-0
Mike Grier	82	20	24	44	54	4	1	1	2	6	O. 14	@ Van	W 4-1	1-2-0
Pat Falloon	82	17	23	40	20	4	0	1	1	4	O. 17	@ NY	W 4-2	2-2-0
X-Boris Mironov	63	11	29	40	104	—	—	—	—	—	O. 20	@ NYR	L 2-3	2-3-0
Rem Murray	78	21	18	39	20	4	1	1	2	2	O. 21	@ NYI	W 4-2	3-3-0
Doug Weight	43	6	31	37	12	4	1	1	2	15	O. 24	@ Col	L 4-6	3-4-0
Todd Marchant	82	14	22	36	65	4	1	1	2	12	O. 28	WSH	W 8-2	4-4-0
Alex Selivanov (TB)	43	6	13	19	18	—	—	—	—	—	O. 31	OTT	W 4-1	5-4-0
(EDM)	29	8	6	14	24	2	0	1	1	2	N. 2	VAN	W 4-3	6-4-0
(TOT)	72	14	19	33	42	—	—	—	—	—	N. 4	NSH	W 3-2	7-4-0
Roman Hamrlik	75	8	24	32	70	3	0	0	0	2	N. 6	COL	L 2-5	7-5-0
Ryan Smyth	71	13	18	31	62	3	3	0	3	0	N. 8	@ Chi	W 3-2	8-5-0
Janne Niinimaa	81	4	24	28	88	4	0	0	0	2	N. 11	@ Tor	L 2-3	8-6-0
Chad Kilger (CHI)	64	14	11	25	30	—	—	—	—	—	N. 12	@ Ott	T 1-1	8-6-1
(EDM)	13	1	1	2	4	4	0	0	0	4	N. 14	@ Mtl	W 4-1	9-6-1
(TOT)	77	15	12	27	34	—	—	—	—	—	N. 18	DET	L 2-6	9-7-1
X-Andrei Kovalenko	43	13	14	27	30	—	—	—	—	—	N. 20	@ Ana	W 3-2	10-7-1
X-Dean McAmmond	65	9	16	25	36	—	—	—	—	—	N. 21	@ Pho	L 2-3	10-8-1
Ethan Moreau (CHI)	66	9	6	15	84	—	—	—	—	—	N. 25	COL	W 3-0	11-8-1
(EDM)	14	1	5	6	8	4	0	3	3	6	N. 27	@ Cgy	W 3-2	12-8-1
(TOT)	80	10	11	21	92	—	—	—	—	—	N. 29	CHI	L 2-3	12-9-1
Tom Poti	73	5	16	21	42	4	0	1	1	2	D. 4	TB	W 4-2	13-10-1
X-Mats Lindgren	48	5	12	17	22	—	—	—	—	—	D. 6	DAL	L 2-6	13-11-1
Jason Smith (TOR)	60	2	11	13	40	—	—	—	—	—	D. 8	@ Nsh	T 3-3	13-11-2
(EDM)	12	1	1	2	11	4	0	1	1	4	D. 8	@ Chi	L 1-3	13-12-2
(TOT)	72	3	12	15	51	—	—	—	—	—	D. 9	@ Tor	L 2-3	13-13-2
Boyd Devereaux	61	6	8	14	23	1	0	0	0	0	D. 11	@ Det	L 2-3	13-13-2
Christian Laflamme (CHI)	62	2	11	13	70	—	—	—	—	—	D. 13	@ Phi	T 2-2	13-13-3
(EDM)	11	0	1	1	0	4	0	1	1	2	D. 15	@ Car	L 0-3	13-14-3
(TOT)	73	2	12	14	70	—	—	—	—	—	D. 18	@ TB	W 4-1	14-14-3
Kelly Buchberger	52	4	4	8	68	4	0	0	0	0	D. 19	@ Fla	L 1-3	14-15-3
Sean Brown	51	0	7	7	188	1	0	0	0	10	D. 23	SI	L 3-5	14-16-3
X-Kevin Brown	12	4	2	6	0	—	—	—	—	—	D. 27	VAN	W 3-0	15-16-3
Georges Laraque	39	3	2	5	57	4	0	0	0	2	D. 29	MTL	L 2-3	15-17-3
Todd Reirden	17	2	3	5	20	—	—	—	—	—	J. 3	PHI	L 3-3	15-17-4
Marty McSorley	46	2	3	5	101	3	0	0	0	2	J. 5	@ LA	L 3-4	15-18-4
Frank Musil	39	0	3	3	34	1	0	0	0	2	J. 7	@ Pho	W 1-1	16-18-4
Vladimir Vorobiev	2	2	0	2	2	1	0	0	0	0	J. 9	@ Ana	L 4-6	16-19-5
Craig Millar	24	0	2	2	19	—	—	—	—	—	J. 10	@ LA	L 2-2	16-19-6
Chris Ferraro	2	1	0	1	0	—	—	—	—	—	J. 12	DAL	T 2-2	16-19-6
Steve Passmore	6	0	1	1	2	—	—	—	—	—	J. 14	@ Van	W 3-1	17-19-6
Bob Essensa	39	0	1	1	0	—	—	—	—	—	J. 17	DET	W 4-1	18-19-6
Jim Dowd	1	0	0	0	0	—	—	—	—	—	J. 21	@ SJ	T 3-3	18-19-7
Joe Hulbig	1	0	0	0	2	—	—	—	—	—	J. 27	CHI	L 3-4	18-20-7
Bill Huard	3	0	0	0	0	—	—	—	—	—	J. 30	ANA	W 1-0	19-20-7
Dan LaCouture	3	0	0	0	0	—	—	—	—	—	F. 1	STL	L 3-4	19-21-7
Daniel Lacroix	4	0	0	0	13	—	—	—	—	—	F. 3	OTT	T 2-2	19-21-8
Fredrik Lindquist	8	0	0	0	2	—	—	—	—	—	F. 5	NSH	W 4-2	20-21-8
Mikhail Shtalenkov	34	0	0	0	2	—	—	—	—	—	F. 8	@ Cgy	L 1-2	20-22-8
Tommy Salo (NYI)	51	0	0	0	12	—	—	—	—	—	F. 11	BOS	L 0-7	20-23-8
(EDM)	13	0	0	0	0	4	0	0	0	0	F. 13	@ Det	L 2-4	20-24-8
(TOT)	64	0	0	0	12	—	—	—	—	—	F. 15	@ Stl	W 3-2	21-24-8
GOALTENDER	GP	MIN	GA	SO	GAA	W-L-T	GP	MIN	GA	GAA	W-L			
Tommy Salo	13	700	27	0	2.31	8-2-2	4	296	11	2.23	0-4			
X-M. Shtalenkov	34	1819	81	3	2.67	12-17-3	—	—	—	—	—			
Bob Essensa	39	2091	96	0	2.75	12-14-6	—	—	—	—	—			
Steve Passmore	6	362	17	0	2.82	1-4-1	—	—	—	—	—			



## EDMONTON OILERS 1999-00 RESULTS &amp; STATISTICS

X - Denotes did not finish the season with the Oilers

COACH	REGULAR SEASON								PLAYOFFS				
	GP	W	L	T	OTL	PTS	GF	GA	GP	W	L	GF	GA
Kevin Lowe	82	32	26	16	8	88	226	212	5	1	4	11	14

2nd Northwest Division, 14th Overall. Playoffs: Lost Western Conference Quarter-Final 4-1 vs. Dallas.

PLAYER	REGULAR SEASON					PLAYOFFS				
	GP	G	A	PTS	PIM	GP	G	A	PTS	PIM
Doug Weight	77	21	51	72	54	5	3	2	5	4
Ryan Smyth	82	28	26	54	58	5	1	0	1	6
Alex Selivanov	67	20	27	47	46	5	0	0	0	8
Bill Guerin	70	24	22	46	123	5	3	2	5	9
German Titov (PIT)	63	17	25	42	34	-	-	-	-	-
(EDM)	7	0	4	4	4	5	1	1	2	0
(TOT)	70	17	29	46	38	-	-	-	-	-
Roman Hamrlik	80	8	37	45	68	5	0	1	1	4
Todd Marchant	82	17	23	40	70	3	1	0	1	2
Tom Poti	76	9	26	35	65	5	0	1	1	0
Janne Niinimaa	81	8	25	33	89	5	0	2	2	2
Mike Grier	65	9	22	31	68	-	-	-	-	-
Ethan Moreau	73	17	10	27	62	5	0	1	1	0
Boyd Devereaux	76	8	19	27	20	-	-	-	-	-
Jim Dowd	69	5	18	23	45	5	2	1	3	4
Pat Falloon	33	5	13	18	4	-	-	-	-	-
X-Josef Beranek	58	9	8	17	39	-	-	-	-	-
Georges Laraque	76	8	8	16	123	5	0	1	1	6
Rem Murray	44	9	5	14	8	5	0	1	1	2
Jason Smith	80	3	11	14	60	5	0	1	1	4
Sean Brown	72	4	8	12	192	3	0	0	0	23
Igor Ulanov (MTL)	43	1	5	6	76	-	-	-	-	-
(EDM)	14	0	3	3	10	5	0	0	0	6
(TOT)	57	1	8	9	86	-	-	-	-	-
Daniel Cleary	17	3	2	5	8	4	0	1	1	2
Chad Kilger	40	3	2	5	18	3	0	0	0	0
X-Christian Laflamme	50	0	5	5	32	-	-	-	-	-
Bert Robertsson	52	0	4	4	34	5	0	0	0	0
Paul Comrie	15	1	2	3	4	-	-	-	-	-
Brett Hauer	5	0	2	2	2	-	-	-	-	-
Tommy Salo	70	0	1	1	8	5	0	0	0	2
Mike Minard	1	0	0	0	0	-	-	-	-	-
Michel Picard	2	0	0	0	2	-	-	-	-	-
X-Dan LaCouture	5	0	0	0	10	1	0	0	0	0
Kevin Brown	7	0	0	0	0	1	0	0	0	0
Bill Ranford	16	0	0	0	2	-	-	-	-	-

GOALTENDER	REGULAR SEASON					PLAYOFFS				
	GP	MINS	GA	SO	GAA	W-L-T	GP	MIN	GA	SO
Tommy Salo	70	4164	162	2	2.33	27-28-13	5	297	14	0
Mike Minard	1	60	3	0	3.00	1-0-0	-	-	-	-
Bill Ranford	16	785	47	0	3.59	4-6-3	-	-	-	-

DATE	OPPONENT	GAME-BY-GAME RESULTS		RECORD
		RESULT	OT	
O. 1	NYR	T 1-1		0-0-1-0
O. 6	MTL	W 2-1		1-0-1-0
O. 7	@ SJ	L 2-3	OT	1-1-1-1
O. 9	STL	L 2-4		1-1-1-1
O. 13	CAR	T 2-2	OT	1-1-2-1
O. 16	LA	W 3-4		2-1-2-1
O. 20	@ Dal	L 1-2		2-2-2-1
O. 21	@ STL	L 2-3	OT	2-2-2-2
O. 23	@ Nsh	L 3-4		2-3-2-2
O. 26	PHO	W 3-1		3-3-2-2
O. 31	NSH	W 4-2		4-3-2-2
N. 3	FLA	T 2-2	OT	4-3-3-2
N. 5	STL	L 1-2		4-4-3-2
N. 7	@ Ana	L 1-3		4-5-3-2
N. 9	@ LA	T 1-1	OT	4-5-4-2
N. 10	@ Pho	L 4-5	OT	4-5-4-3
N. 12	@ STL	T 2-2	OT	4-5-5-3
N. 14	@ Chi	W 6-3		5-5-5-3
N. 20	DET	W 2-3		6-5-5-3
N. 21	NYI	L 2-4	OT	6-5-6-3
N. 24	CHI	L 4-3		6-6-6-3
N. 26	@ Det	L 2-4		6-7-6-3
N. 27	@ Tor	L 2-5		6-8-6-3
D. 1	COL	W 3-1		7-8-6-3
D. 2	@ Van	L 2-3	OT	7-8-6-4
D. 4	VAN	W 3-2		8-8-6-4
D. 6	@ Chi	L 1-5		8-9-6-4
D. 8	@ NYR	L 1-2	OT	8-9-6-5
D. 9	@ Bos	T 2-2	OT	8-9-7-5
D. 11	@ NY	W 3-1		9-9-7-5
D. 14	@ NYI	W 4-2		10-9-7-5
D. 15	@ Det	L 2-3		10-10-7-5
D. 17	DAL	T 3-3	OT	10-10-8-5
D. 19	OTT	T 3-3	OT	10-10-9-5
D. 21	WSH	W 6-2		11-10-9-5
D. 23	@ Cgy	L 1-2		11-11-9-5
D. 27	ANA	W 4-1		12-11-9-5
D. 30	@ LA	L 2-8		12-12-9-5
J. 1	@ Pho	W 5-4		13-12-9-5
J. 3	@ Col	T 2-2	OT	13-12-10-5
J. 5	SJ	T 1-1	OT	13-12-11-5
J. 7	TB	W 5-1		14-12-11-5
J. 11	DAL	L 2-3		14-13-11-5
J. 14	TOR	T 2-3	OT	14-13-11-6
J. 16	DET	T 3-3	OT	14-13-12-6
J. 19	CGY	W 1-0		15-13-12-6
J. 22	VAN	L 3-4		15-13-13-6
J. 24	NSH	T 3-3	OT	15-13-13-7
J. 25	@ Van	W 5-4	OT	16-13-13-7
J. 28	@ TB	W 7-3		17-13-13-7
J. 29	@ Fla	L 1-2		17-14-13-7
J. 31	@ Dal	L 1-2		17-15-13-7
F. 2	CHI	W 4-1		18-15-13-7
F. 8	@ Mtl	W 5-4	OT	19-15-13-7
F. 10	@ Phi	W 3-2		20-15-13-7
F. 11	@ Pit	T 2-2	OT	20-15-14-7
F. 13	@ Buf	T 2-2	OT	20-15-15-7
F. 15	@ Nsh	W 2-1		21-15-15-7
F. 18	@ Cgy	L 2-4		21-16-15-7
F. 19	CGY	L 2-3		21-16-16-7
F. 21	LA	W 6-2		22-16-16-7
F. 23	BOS	W 4-2		23-16-16-7
F. 25	ATL	W 5-4		24-16-16-7
F. 27	@ Ana	L 2-3		24-17-16-7
F. 29	@ Col	W 3-1		25-17-16-7
M. 4	PIT	L 2-3		25-18-16-7
M. 7	TOR	L 0-2		25-19-16-7
M. 10	COL	L 2-4		25-20-16-7
M. 12	@ Nsh	L 3-4		25-21-16-7
M. 13	@ Atl	W 3-0		26-21-16-7
M. 15	@ Car	T 2-2	OT	26-21-16-8
M. 17	OTT	W 4-2		27-21-16-8
M. 19	CGY	L 2-3		27-22-16-8
M. 22	ANA	L 2-3		28-22-16-8
M. 25	VAN	L 2-3		28-23-16-8
M. 27	@ SJ	W 2-1		29-23-16-8
M. 29	@ Col	L 2-3		29-24-16-8
A. 1	PHO	W 4-3	OT	30-24-16-8
A. 3	SJ	L 0-1		30-25-16-8
A. 5	COL	L 2-3		30-26-16-8
A. 7	@ Van	W 5-4	OT	31-26-16-8
A. 8	@ Cgy	W 6-3		32-26-16-8





# YEARLY RESULTS

## EDMONTON OILERS 2000-01 RESULTS & STATISTICS

X - Denotes did not finish the season with the Oilers

COACH	REGULAR SEASON								PLAYOFFS				
	GP	W	L	T	OTL	PTS	GF	GA	GP	W	L	GF	GA
Craig MacTavish	82	39	28	12	3	93	243	222	6	2	4	11	16

2nd Northwest Division, 12th Overall. Playoffs: Lost Western Conference Quarter-Final 4-2 vs. Dallas.

PLAYER	REGULAR SEASON					PLAYOFFS					GAME-BY-GAME RESULTS			
	GP	G	A	PTS	PIM	GP	G	A	PTS	PIM	DATE	OPPONENT	RESULT	RECORD
Doug Weight	82	25	65	90	91	6	1	4	6	17	O. 6	DET	W. 2-1	1-0-0-0
Ryan Smyth	82	31	39	70	58	6	3	4	7	4	O. 7	COL	T. 1-1	1-0-1-0
Janne Niinimaa	82	12	34	46	90	6	0	2	2	6	O. 10	@ Mtl	L. 2-5	1-1-1-0
Anson Carter	61	16	26	42	23	6	3	1	4	4	O. 11	@ Det	W. 4-3	2-1-1-0
Todd Marchant	71	13	26	39	51	6	0	0	0	4	O. 13	BUF	W. 3-2	3-1-1-0
Mike Grier	74	20	16	36	20	6	0	0	0	8	O. 15	@ Min	W. 3-2	4-1-1-0
Rem Murray	82	15	21	36	24	6	2	0	2	6	O. 19	BOS	W. 6-1	5-1-1-0
Daniel Cleary	81	14	21	35	37	6	1	1	2	8	O. 19	TOR	L. 1-4	5-2-1-0
Tom Poti	81	12	20	32	60	6	0	2	2	2	O. 22	PHO	L. 3-3	5-3-2-0
Sergei Zholtok (MTL)	32	1	10	11	8	—	—	—	—	—	O. 25	ATL	L. 1-3	5-4-2-0
(EDM)	37	4	16	20	22	3	0	0	0	0	O. 27	@ Ana	L. 2-3	5-5-2-0
(TOT)	69	5	26	31	30	—	—	—	—	—	O. 28	@ Col	L. 2-4	5-6-2-0
Georges Laraque	82	13	16	29	148	6	1	1	2	8	O. 30	ANA	W. 5-3	6-6-2-0
Igor Ulanov	67	3	20	23	90	6	0	0	0	4	N. 1	CGY	W. 3-2	7-5-2-0
X-Bill Guerin	21	12	10	22	18	—	—	—	—	—	N. 3	MIN	W. 3-0	8-6-2-0
Mike Comrie	41	8	14	22	14	6	1	2	3	0	N. 5	@ Cbj	W. 4-2	9-2-2-0
Eric Brewer	77	7	14	21	53	6	1	5	6	2	N. 7	@ NYR	L. 3-4	9-3-2-0
Jason Smith	82	5	15	20	120	6	0	2	2	6	N. 9	@ Phi	L. 0-2	9-4-2-0
Ethan Moreau	68	9	10	19	90	4	0	0	0	2	N. 11	@ Pit	L. 2-5	9-5-2-0
Shawn Horcoff	49	9	7	16	10	5	0	0	0	0	N. 12	STL	W. 3-4	10-6-2-0
Domenic Pittis	47	4	5	9	49	3	0	0	0	2	N. 14	CHI	T. 3-3	10-7-2-0
X-Chad Kilger	34	5	2	7	17	—	—	—	—	—	N. 17	CHI	T. 3-3	11-8-2-0
Dan LaCouture	37	2	4	6	29	—	—	—	—	—	N. 19	CGY	W. 2-0	12-9-2-0
Sean Brown	62	2	3	5	110	—	—	—	—	—	N. 22	@ Tor	L. 3-4	12-10-2-0
Sven Butenschon (PIT)	5	0	1	1	2	—	—	—	—	—	N. 23	@ Ott	W. 5-3	13-9-2-0
(EDM)	7	1	1	2	2	—	—	—	—	—	N. 25	ANA	W. 3-2	14-10-2-0
(TOT)	12	1	2	3	4	—	—	—	—	—	N. 29	MTL	L. 2-3	14-10-3-0
Brian Swanson	16	1	1	2	6	—	—	—	—	—	D. 2	@ Van	L. 2-5	14-11-3-0
Frank Musil	13	0	2	2	4	—	—	—	—	—	D. 3	SI	T. 3-3	14-11-4-0
Michel Riesen	12	0	1	1	4	—	—	—	—	—	D. 6	NSH	W. 4-0	15-11-4-0
Scott Ferguson	20	0	1	1	13	6	0	0	0	0	D. 9	LA	L. 2-4	15-12-4-0
Tommy Salo	73	0	1	1	4	6	0	0	0	0	D. 13	@ Dal	L. 2-5	15-13-4-0
Chris Hajt	1	0	0	0	0	—	—	—	—	—	D. 14	@ Nsh	W. 6-2	16-13-4-0
Jason Chimera	1	0	0	0	0	—	—	—	—	—	D. 16	@ Nsh	L. 3-4	16-14-4-0
Joaquin Gage	5	0	0	0	0	—	—	—	—	—	D. 18	@ Det	L. 3-4	17-15-4-1
Patrick Cote	6	0	0	0	18	—	—	—	—	—	D. 20	VAN	L. 3-2	17-16-4-1
Dominic Roussel (ANA)	13	0	0	0	0	—	—	—	—	—	D. 22	@ Cgy	L. 1-1	17-17-4-1
(EDM)	8	0	0	0	2	—	—	—	—	—	D. 27	@ Col	L. 2-3	17-18-4-1
(TOT)	21	0	0	0	2	—	—	—	—	—	D. 28	@ SI	T. 2-2	17-19-4-1
Josh Green	—	—	—	—	—	3	0	0	0	0	D. 30	MTL	W. 3-2	18-19-4-1
											J. 1	@ Stl	L. 2-5	18-20-4-1
											J. 3	@ Cbj	L. 2-5	18-21-4-1
											J. 5	@ Chi	W. 2-1	19-21-4-1
											J. 7	CBJ	W. 4-2	20-21-4-1
											J. 10	NSH	L. 2-5	20-22-4-1
											J. 12	VAN	L. 2-3	20-23-4-1
											J. 14	OTT	W. 4-1	21-23-4-1
											J. 16	@ Nsh	W. 2-1	22-23-4-1
											J. 18	@ Stl	L. 1-4	22-24-4-1
											J. 20	DET	W. 2-1	23-24-4-1
											J. 22	SI	T. 2-2	23-25-4-1
											J. 24	@ SI	L. 1-6	23-26-4-1
											J. 26	PHO	T. 1-1	23-27-4-1
											J. 30	@ Cgy	W. 5-3	24-21-8-1
											J. 31	CHI	W. 3-2	25-21-8-1
											F. 7	@ Dal	L. 2-3	25-22-8-1
											F. 9	@ Pho	L. 0-2	25-23-8-1
											F. 12	@ LA	W. 6-3	26-23-8-1
											F. 14	@ Ana	T. 3-3	26-24-8-1
											F. 16	NYI	L. 2-4	26-25-8-1
											F. 17	VAN	L. 3-6	26-26-8-1
											F. 20	LA	W. 3-0	27-26-8-1
											F. 24	@ Cgy	L. 1-1	28-26-8-1
											F. 25	DAL	W. 3-2	29-26-8-1
											F. 28	STL	W. 5-3	30-24-9-2
											M. 2	MIN	W. 3-1	31-24-9-2
											M. 7	TOR	W. 4-0	32-24-9-2
											M. 9	@ Buf	W. 4-0	33-24-9-2
											M. 11	@ Car	W. 3-2	34-24-9-2
											M. 13	@ TB	W. 5-4	35-24-9-2
											M. 14	@ Fla	T. 2-2	35-24-10-2
											M. 17	NI	L. 5-6	35-24-10-3
											M. 19	PHI	L. 2-4	35-25-10-3
											M. 21	@ LA	W. 7-0	36-25-10-3
											M. 24	@ Pho	L. 4-7	36-26-10-3
											M. 28	COL	W. 4-2	37-26-10-3
											M. 29	COL	W. 4-1	38-26-10-3
											M. 30	DAL	L. 4-5	38-27-10-3
											A. 1	@ Chi	T. 3-3	38-27-11-3
											A. 2	@ Col	L. 3-5	38-28-11-3
											A. 4	MIN	T. 2-2	38-28-12-3
											A. 7	@ Van	W. 4-2	39-28-12-3





## EDMONTON OILERS 2001-02 RESULTS &amp; STATISTICS

X - Denotes did not finish the season with the Oilers

COACH	GP	W	L	T	OTL	PTS	GF	GA
Craig MacTavish	82	38	28	12	4	92	205	182

3rd Northwest Division, 15th Overall. Playoffs: Did Not Qualify.

PLAYER	REGULAR SEASON					PLAYOFFS				
	GP	G	A	PTS	PIM	GP	G	A	PTS	PIM
Mike York (NYP)	69	18	39	57	16	-	-	-	-	-
(EDM)	12	2	2	4	0	-	-	-	-	-
(TOT)	81	20	41	61	16	-	-	-	-	-
Mike Comrie	82	33	27	60	45	-	-	-	-	-
Anson Carter	82	28	32	60	25	-	-	-	-	-
Ryan Smyth	61	15	35	50	48	-	-	-	-	-
Janne Niinimaa	81	5	39	44	80	-	-	-	-	-
Jochen Hecht	82	16	24	40	60	-	-	-	-	-
Todd Marchant	82	12	22	34	41	-	-	-	-	-
Daniel Cleary	65	10	19	29	51	-	-	-	-	-
Mike Grier	82	8	17	25	32	-	-	-	-	-
Eric Brewer	81	7	18	25	45	-	-	-	-	-
X-Rem Murray	69	7	17	24	14	-	-	-	-	-
Shawn Horcoff	61	8	14	22	18	-	-	-	-	-
Georges Laraque	80	5	14	19	157	-	-	-	-	-
Jason Smith	74	5	13	18	103	-	-	-	-	-
X-Tom Poti	55	1	16	17	42	-	-	-	-	-
Ethan Moreau	80	11	5	16	81	-	-	-	-	-
Josh Green	61	10	5	15	52	-	-	-	-	-
Marty Reasoner	52	6	5	11	41	-	-	-	-	-
X-Sean Brown	61	6	4	10	127	-	-	-	-	-
Steve Staios	73	5	5	10	108	-	-	-	-	-
Domenic Pittis	22	0	6	6	8	-	-	-	-	-
Scott Ferguson	50	3	2	5	75	-	-	-	-	-
Brian Swanson	8	1	1	2	0	-	-	-	-	-
Jason Chimera	3	1	0	1	0	-	-	-	-	-
Tommy Salo	69	0	1	1	0	-	-	-	-	-
Jani Rita	1	0	0	0	0	-	-	-	-	-
Ales Pasa	2	0	0	0	2	-	-	-	-	-
Ty Conklin	4	0	0	0	0	-	-	-	-	-
Jussi Markkanen	14	0	0	0	0	-	-	-	-	-
Sven Butenschon	14	0	0	0	4	-	-	-	-	-

GOALTENDER	REGULAR SEASON					PLAYOFFS				
	GP	MIN	GA	SO	GAA	W-L-T	GP	MIN	GA	SO
Ty Conklin	4	148	4	0	1.62	2-0-0	-	-	-	-
Jussi Markkanen	14	784	24	2	1.84	6-4-2	-	-	-	-
Tommy Salo	69	4035	149	6	2.22	30-28-10	-	-	-	-

PLAYOFFS				
GP	W	L	GF	GA
-	-	-	-	-

DATE	GAME-BY-GAME RESULTS		RECORD
	OPPONENT	RESULT	
O. 3	@ CGY	L 0-1	0-1-0-0
O. 6	PHO	W 6-2	1-1-0-0
O. 9	CHI	W 1-0	2-1-0-0
O. 11	COL	W 3-3	3-1-0-0
O. 13	@ NSH	T 1-1	4-1-0-0
O. 14	@ Min	T 3-3	4-1-1-0
O. 16	TOR	L 1-4	4-2-1-0
O. 18	@ Col	W 4-1	5-2-1-0
O. 20	FLA	W 6-2	6-2-1-0
O. 22	NSH	L 2-4	6-3-1-0
O. 24	@ Det	L 1-4	6-4-1-0
O. 25	@ Cbj	W 5-2	7-4-1-0
O. 27	VAN	W 3-2	8-4-1-0
O. 30	MTL	W 3-1	9-4-1-0
N. 2	CBJ	L 1-2	9-5-1-0
N. 4	@ Min	W 2-0	10-5-1-0
N. 6	@ Bos	L 0-1	10-5-1-1
N. 9	@ Cbj	W 3-0	11-5-1-1
N. 11	@ Car	T 1-1	11-5-2-1
N. 13	@ Pho	W 5-4	OT 12-5-2-1
N. 16	CHI	W 7-1	13-5-2-1
N. 17	@ Van	T 2-2	OT 13-5-3-1
N. 20	STL	W 2-0	14-5-3-1
N. 22	LA	L 2-4	14-6-3-1
N. 24	@ Col	L 0-2	14-7-3-1
N. 28	@ Ana	W 2-0	15-7-3-1
N. 29	@ LA	W 3-1	16-7-3-1
D. 1	DAL	L 4-6	16-8-3-1
D. 5	ANA	W 3-2	OT 17-8-3-1
D. 7	@ Dal	L 0-5	17-9-3-1
D. 8	@ NSH	T 2-2	OT 17-9-4-1
D. 11	@ SJ	L 4-5	17-10-4-1
D. 13	DET	L 1-2	17-10-4-2
D. 14	TB	W 2-1	18-10-4-2
D. 16	@ Phi	W 3-2	19-10-4-2
D. 18	@ NYI	L 1-4	19-11-4-2
D. 20	@ NJ	T 3-3	OT 19-11-5-2
D. 21	@ Chi	L 1-5	19-12-5-2
D. 26	CGY	W 3-2	20-12-5-2
D. 28	MIN	W 3-2	21-12-5-2
D. 30	NJ	L 1-2	21-13-5-2
D. 31	@ CGY	T 2-2	OT 21-13-6-2
J. 2	NYR	W 4-1	22-13-6-2
J. 5	VAN	L 3-4	22-14-6-2
J. 6	MTL	W 1-6	23-14-6-2
J. 10	CAR	L 1-4	23-15-6-2
J. 12	COL	L 2-2	OT 23-15-7-2
J. 14	@ Chi	L 2-2	23-16-7-2
J. 15	@ Stl	L 2-3	23-17-7-2
J. 18	ANA	W 3-1	24-17-7-2
J. 19	PIT	L 0-1	24-18-7-2
J. 21	@ SJ	L 3-4	24-19-7-2
J. 23	COL	L 2-4	24-20-7-2
J. 26	TOR	W 4-1	25-20-7-2
J. 28	DET	T 1-1	OT 25-20-8-2
J. 30	@ Van	T 2-2	OT 25-20-9-2
F. 5	@ Atl	L 2-3	25-21-9-2
F. 7	@ Stl	L 1-3	25-22-9-2
F. 8	@ Dal	T 1-1	OT 25-22-10-2
F. 10	@ Pho	W 4-3	26-22-10-2
F. 12	SJ	L 2-3	26-23-10-2
F. 28	NSH	L 2-3	26-24-10-2
M. 2	STL	T 1-1	OT 26-24-11-2
M. 4	@ Buf	W 3-0	27-24-11-2
M. 6	@ TB	W 3-2	28-24-11-2
M. 8	@ Fla	L 4-5	28-25-11-2
M. 10	@ Wsh	L 2-4	28-26-11-2
M. 13	@ Det	L 3-4	OT 28-26-11-3
M. 14	@ Ott	W 4-1	29-26-11-3
M. 16	WSH	W 4-1	30-26-11-3
M. 20	SJ	W 2-1	31-26-11-3
M. 23	CGY	W 3-1	32-26-11-3
M. 24	@ Van	W 2-0	33-26-11-3
M. 26	CBJ	W 3-1	34-26-11-3
M. 28	LA	T 2-2	OT 34-26-12-3
M. 30	DAL	W 3-1	35-26-12-3
A. 2	MIN	W 2-1	OT 36-26-12-3
A. 5	@ Ana	L 0-2	36-27-12-3
A. 6	@ LA	L 3-4	OT 36-27-12-4
A. 10	PHO	W 3-0	37-27-12-4
A. 12	CGY	L 0-2	37-28-12-4
A. 14	@ Min	W 4-2	38-28-12-4



# YEARLY RESULTS

## EDMONTON OILERS 2002-03 RESULTS & STATISTICS

X - Denotes did not finish the season with the Oilers

COACH	REGULAR SEASON								PLAYOFFS				
	GP	W	L	T	OTL	PTS	GF	GA	GP	W	L	GF	GA
Craig MacTavish	82	36	26	11	9	92	232	230	6	2	4	11	20
4th Northwest Division, 14th Overall. Playoffs: Lost Western Conference Quarter-Final 4-2 vs. Dallas.													

PLAYER	REGULAR SEASON					PLAYOFFS					GAME-BY-GAME RESULTS				RECORD
	GP	G	A	PTS	PIM	GP	G	A	PTS	PIM	DATE	OPPONENT	RESULT	OT	
Ryan Smyth	66	27	34	61	67	6	2	0	2	16	O. 10	PHI	T. 2-2	OT	0-1-1-0
Todd Marchant	77	20	40	60	48	6	0	2	2	2	O. 12	@ Nsh	W. 3-2		1-0-1-0
X-Anson Carter	68	25	30	55	20	-	-	-	-	-	O. 15	@ Dal	L. 0-3		1-1-1-0
Mike York	71	22	29	51	10	6	0	2	2	2	O. 17	@ SJ	L. 3-4		1-2-1-0
Mike Cormie	69	20	31	51	90	6	1	0	1	10	O. 19	BOS	L. 3-4		1-3-1-0
Radek Dvorak (NYY)	63	6	21	27	16	-	-	-	-	-	O. 22	@ Col	T. 3-2	OT	1-2-1-0
(EDM)	12	4	4	8	14	4	1	0	1	0	O. 24	STL	T. 1-3		1-2-1-0
(TOT)	75	10	25	35	30	-	-	-	-	-	O. 26	ANA	W. 4-3		2-2-2-0
Shawn Horcoff	78	12	21	33	55	6	3	1	4	6	O. 28	DAL	T. 3-4	OT	2-2-2-1
Ethan Moreau	78	14	17	31	112	6	0	1	1	16	N. 1	BUF	T. 1-1	OT	2-3-3-1
Marty Reasoner	70	11	20	31	28	6	1	0	1	2	N. 3	@ Chi	W. 4-1		3-3-3-1
Ales Hemsky	59	6	24	30	14	6	0	0	0	0	N. 5	@ NYR	L. 2-5		3-3-3-1
Eric Brewer	80	8	21	29	45	6	1	3	4	6	N. 8	@ NYI	L. 2-4		3-3-3-1
X-Janne Niinimaa	63	4	24	28	66	-	-	-	-	-	N. 9	@ NJ	W. 6-3		4-3-3-1
Brad Isbister (NYI)	53	10	13	23	34	-	-	-	-	-	N. 11	@ Bos	L. 3-6		4-3-3-1
(EDM)	13	3	2	5	9	6	0	1	1	12	N. 12	@ Min	W. 3-2		5-3-3-1
(TOT)	66	13	15	28	43	-	-	-	-	-	N. 15	STL	W. 5-0		6-3-3-1
Steve Staios	76	5	21	26	96	6	0	0	0	4	N. 16	L. 1-4			6-3-3-1
Jason Chimera	66	14	9	23	36	2	0	2	2	0	N. 19	CHI	W. 3-1		7-3-3-1
Daniel Cleary	57	4	13	17	31	-	-	-	-	-	N. 21	@ Cgy	W. 3-1		8-3-3-1
Fernando Pisani	35	8	5	13	10	6	1	0	1	2	N. 25	@ Det	W. 5-4	OT	9-3-3-1
Georges Laraque	64	6	7	13	110	6	1	3	4	4	N. 27	@ Cbj	W. 3-1		10-3-3-1
Jason Smith	68	4	8	12	64	6	0	0	0	19	N. 30	COL	W. 1-0		11-3-3-1
Brian Swanson	44	2	10	12	10	-	-	-	-	-	D. 3	MIN	W. 2-1	OT	12-3-3-1
Cory Cross (NYY)	26	0	4	4	16	-	-	-	-	-	D. 5	@ TB	L. 2-3		12-3-3-1
(EDM)	11	2	3	5	8	6	0	1	1	20	D. 7	@ Fla	W. 4-0		13-3-3-1
(TOT)	37	2	7	9	24	-	-	-	-	-	D. 8	@ Atl	W. 3-0		14-3-3-1
Scott Ferguson	78	3	5	8	120	5	0	0	0	8	D. 11	CAR	W. 3-1		15-3-3-1
Alexei Semenov	46	1	6	7	58	6	0	0	0	0	D. 13	COL	W. 4-3	OT	16-3-3-1
Jiri Dopita	21	1	5	6	11	-	-	-	-	-	D. 14	VAN	L. 3-6		16-10-4-1
Jani Rita	12	3	1	4	0	-	-	-	-	-	D. 17	@ Min	L. 3-4	OT	16-10-4-2
X-Ales Pisa	48	1	3	4	24	-	-	-	-	-	D. 19	@ Col	L. 3-2		16-11-4-2
Marc-Andre Bergeron	5	1	1	2	9	1	0	1	1	0	D. 21	@ Van	L. 2-4	OT	16-11-4-3
X-Josh Green	20	0	2	2	12	-	-	-	-	-	D. 26	VAN	L. 2-4		16-12-4-3
Jarret Stoll	4	0	1	1	0	-	-	-	-	-	D. 28	TOR	W. 3-2	OT	17-12-4-3
Jussi Markkanen	22	0	1	1	2	1	0	0	0	0	D. 30	@ Pho	L. 1-4		17-13-4-4
Bobby Allen	1	0	0	0	0	-	-	-	-	-	D. 31	@ Dal	L. 1-4		17-13-4-4
Alex Henry	3	0	0	0	0	-	-	-	-	-	J. 2	MIN	L. 1-2	OT	17-13-4-5
Kari Haakana	13	0	0	0	4	-	-	-	-	-	J. 4	MTL	W. 5-4		18-13-4-5
Tommy Salo	65	0	0	0	4	6	0	1	1	0	J. 6	@ SJ	L. 5-5	OT	18-13-5-5
											J. 8	@ Ana	W. 1-0		19-13-5-5
											J. 9	@ LA	W. 5-4		20-13-5-5
											J. 11	OTT	L. 0-2		20-14-5-5
											J. 13	CBJ	W. 8-5		21-14-5-5
											J. 16	LA	W. 2-0		22-14-5-5
											J. 18	NSH	L. 2-3	OT	22-14-5-6
											J. 20	@ Cgy	L. 3-2		22-15-5-6
											J. 22	DET	W. 4-2	OT	23-15-5-6
											J. 24	PHO	L. 1-5		23-16-5-6
											J. 29	MIN	W. 5-1		24-16-5-6
											F. 3	@ Van	T. 3-3	OT	24-16-6-6
											F. 5	ANA	W. 2-1		25-16-6-6
											F. 7	CGY	L. 3-4		25-17-6-6
											F. 8	CHI	L. 0-3		25-18-6-6
											F. 11	@ Tor	W. 5-4		26-18-6-6
											F. 13	@ Ott	L. 0-2		26-19-6-6
											F. 15	@ Mtl	L. 2-3		26-20-6-6
											F. 18	@ Pit	L. 3-4	OT	26-20-6-7
											F. 20	@ Det	L. 2-6		26-21-6-7
											F. 22	VAN	L. 2-3	OT	26-21-6-8
											F. 25	ATL	L. 3-3	OT	26-21-7-8
											F. 27	@ Col	T. 1-4		26-25-7-8
											M. 1	STL	T. 3-3		26-25-7-8
											M. 4	@ Cbj	T. 3-3		26-23-8-8
											M. 6	SJ	W. 2-1		27-23-8-8
											M. 7	@ LA	W. 2-1		28-23-8-8
											M. 10	@ Ana	W. 4-1		29-23-8-8
											M. 11	TOR	L. 2-3		29-24-8-8
											M. 13	@ Cgy	W. 5-2		30-24-8-8
											M. 15	NYI	L. 2-5		30-25-8-8
											M. 17	DAL	W. 4-3		31-25-8-8
											M. 19	@ Nsh	W. 5-3		32-25-8-8
											M. 20	@ Pho	L. 2-3	OT	32-25-8-9
											M. 22	NSH	W. 5-3		34-25-8-9
											M. 23	PHO	W. 4-3	OT	35-25-8-9
											M. 25	PHO	W. 4-3		36-25-8-9
											M. 28	CBJ	W. 4-0		36-25-8-9
											M. 30	@ Chi	T. 4-4	OT	36-25-9-9
											M. 31	@ STL	T. 5-5	OT	36-25-10-9
											A. 3	SJ	T. 3-3	OT	36-25-11-9
											A. 5	CGY	L. 1-4		36-26-11-9



## EDMONTON OILERS 2003-04 RESULTS &amp; STATISTICS

X - Denotes did not finish the season with the Oilers

COACH	REGULAR SEASON							GF	GA	PLAYOFFS				
	GP	W	L	T	OTL	PTS				GP	W	L	GF	GA
Craig MacTavish	82	36	29	12	5	89		221	208	—	—	—	—	—
4th Northwest Division, 9th Western Conference, 17th Overall. Playoffs: Did Not Qualify.														

PLAYER	REGULAR SEASON					PLAYOFFS				
	GP	G	A	PTS	PIM	GP	G	A	PTS	PIM
Ryan Smyth	82	23	36	59	70	—	—	—	—	—
Radek Dvorak	78	15	35	50	26	—	—	—	—	—
Petr Nedved (NJR)	65	14	17	31	42	—	—	—	—	—
(EDM)	16	5	10	15	4	—	—	—	—	—
(TOT)	81	19	27	46	46	—	—	—	—	—
Mike York	61	16	26	42	15	—	—	—	—	—
Shawn Horcoff	80	15	25	40	73	—	—	—	—	—
Raffi Torres	80	20	14	34	65	—	—	—	—	—
Ales Hemsky	71	12	22	34	14	—	—	—	—	—
Ethan Moreau	81	20	12	32	96	—	—	—	—	—
Fernando Pisani	76	16	14	30	46	—	—	—	—	—
Steve Staios	82	6	22	28	86	—	—	—	—	—
Marc-Andre Bergeron	54	9	17	26	26	—	—	—	—	—
Eric Brewer	77	7	18	25	67	—	—	—	—	—
Cory Cross	68	7	14	21	56	—	—	—	—	—
Jarret Stoll	68	10	11	21	42	—	—	—	—	—
Jason Smith	68	7	12	19	98	—	—	—	—	—
Adam Oates	60	2	16	18	8	—	—	—	—	—
Igor Ulanov	42	5	13	18	28	—	—	—	—	—
Brad Isbister	51	10	8	18	54	—	—	—	—	—
Georges Laraque	66	6	11	17	99	—	—	—	—	—
Jason Chimera	60	4	8	12	57	—	—	—	—	—
Marty Reasoner	17	2	6	8	10	—	—	—	—	—
Scott Ferguson	52	1	5	6	80	—	—	—	—	—
Alexei Semenov	46	2	3	5	32	—	—	—	—	—
Mike Bishai	14	0	2	2	19	—	—	—	—	—
X-Petr Sarno	6	1	0	1	2	—	—	—	—	—
Mikko Luoma	3	0	1	1	0	—	—	—	—	—
Tony Salmelainen	13	0	1	1	4	—	—	—	—	—
X-Tommy Salo	44	0	1	1	2	—	—	—	—	—
X-Stephen Valiquette	1	0	0	0	0	—	—	—	—	—
Doug Lynch	2	0	0	0	0	—	—	—	—	—
Jani Rita	2	0	0	0	0	—	—	—	—	—
Jussi Markkanen (NJR)	26	0	0	0	0	—	—	—	—	—
(EDM)	7	0	0	0	2	—	—	—	—	—
(TOT)	33	0	0	0	2	—	—	—	—	—
Ty Conklin	38	0	0	0	17	—	—	—	—	—

GOALTENDER	REGULAR SEASON					PLAYOFFS				
	GP	MINS	GA	SO	GAA	W-L-T	GP	MIN	GA	SO
Jussi Markkanen (NJR)	26	1244	53	2	2.56	8-12-1	—	—	—	—
(EDM)	7	393	12	0	1.83	2-2-2	—	—	—	—
(TOT)	33	1638	65	2	2.38	10-14-3	—	—	—	—
Ty Conklin	38	2085	84	1	2.42	17-14-4	—	—	—	—
X-Tommy Salo	44	2481	107	3	2.58	17-18-6	—	—	—	—
X-Stephen Valiquette	1	14	2	0	8.57	0-0-0	—	—	—	—

DATE	GAME-BY-GAME RESULTS		RECORD
	OPPONENT	RESULT	
O. 9	@ SJ	W 5-2	1-0-0-0
O. 11	@ Van	L 0-3	1-1-0-0
O. 14	@ Cgy	L 0-1	1-2-0-0
O. 16	BUF	W 4-1	2-2-0-0
O. 18	COL	W 6-3	3-2-0-0
O. 21	STL	L 4-6	3-3-0-0
O. 23	@ Col	L 1-6	3-4-0-0
O. 25	CGY	L 2-4	3-5-0-0
O. 30	CBJ	W 4-3	4-5-0-0
N. 1	DET	OT	4-5-1-0
N. 4	@ Mtl	W 4-2	5-5-1-0
N. 6	@ Ott	L 3-3	5-6-1-0
N. 8	@ Tor	OT	6-6-2-0
N. 10	@ NYR	W 5-4	7-6-2-0
N. 11	@ Bos	L 3-4	7-7-2-0
N. 13	@ Min	W 2-0	8-7-2-0
N. 15	CGY	W 2-1	9-7-2-0
N. 18	CHI	W 5-2	10-7-2-0
N. 20	TOR	W 3-2	11-7-2-0
N. 22	MTL	L 3-4	11-8-2-0
N. 25	@ CBJ	L 3-3	11-9-3-0
N. 26	@ Det	L 1-7	12-9-3-0
N. 28	COL	L 1-4	12-10-3-0
N. 30	SJ	L 1-2	13-10-3-0
D. 3	MIN	L 0-1	13-11-3-0
D. 6	PIT	W 4-3	14-11-3-0
D. 9	CAR	L 2-3	14-12-3-0
D. 11	@ SJ	L 2-2	14-13-4-0
D. 12	@ Pho	T 3-3	15-13-5-0
D. 14	@ Ana	W 3-2	16-13-5-0
D. 16	@ LA	L 2-4	16-14-5-0
D. 18	MIN	T 1-1	17-14-6-0
D. 20	VAN	L 0-3	17-15-6-0
D. 23	@ Cgy	L 1-2	17-16-6-0
D. 27	@ Van	W 6-2	18-16-6-0
D. 28	CGY	L 2-2	18-17-7-0
D. 30	MIN	T 2-2	19-17-7-0
J. 2	@ Min	W 2-1	20-17-7-0
J. 4	@ Chi	W 4-3	21-17-7-0
J. 5	@ NJ	L 2-3	21-18-7-1
J. 8	@ NYI	L 2-3	21-19-7-1
J. 10	@ Phi	W 3-0	22-19-7-1
J. 11	@ Wsh	L 0-1	22-20-7-1
J. 13	FLA	W 4-2	23-20-7-1
J. 15	ANA	W 1-0	24-20-7-1
J. 17	@ Nsh	L 1-2	24-21-7-1
J. 18	@ Cbj	L 1-4	24-22-7-1
J. 20	DAL	W 3-0	25-22-7-1
J. 22	TB	L 1-3	25-23-7-1
J. 24	NSH	L 3-4	25-24-7-1
J. 27	@ Col	L 1-3	25-25-7-1
J. 29	CHI	W 5-2	26-25-7-1
J. 31	LA	L 3-4	26-26-7-1
F. 2	ANA	W 2-1	27-26-7-1
F. 4	STL	W 5-3	28-26-7-1
F. 11	ATL	W 5-3	29-26-7-1
F. 13	@ Min	L 0-3	29-27-7-1
F. 15	@ Nsh	L 2-2	29-28-7-1
F. 16	@ Det	L 2-3	29-29-7-1
F. 18	@ Col	W 5-1	30-29-7-1
F. 21	VAN	W 4-3	31-29-7-1
F. 23	DET	L 1-1	31-30-7-1
F. 25	@ Ana	L 2-4	31-31-7-1
F. 27	@ Pho	W 7-2	32-31-7-1
F. 29	@ Dal	L 4-5	32-32-7-1
M. 2	PHO	W 5-4	33-32-7-1
M. 4	@ Stl	T 1-1	33-33-7-1
M. 7	@ Stl	W 4-3	34-33-7-1
M. 9	@ Cgy	T 1-1	34-34-7-1
M. 10	COL	L 2-3	34-35-7-1
M. 12	VAN	W 3-1	35-35-7-1
M. 14	OTT	W 3-1	36-35-7-1
M. 16	CBJ	W 3-2	37-35-7-1
M. 19	NSH	W 5-4	38-35-7-1
M. 21	@ SJ	W 5-2	39-35-7-1
M. 22	@ LA	W 2-1	40-35-7-1
M. 24	DAL	L 3-4	40-36-7-1
M. 26	LA	L 3-4	40-37-7-1
M. 28	PHO	W 4-2	41-37-7-1
M. 30	@ Stl	L 0-1	41-38-7-1
M. 31	@ Dal	W 3-1	42-38-7-1
A. 3	@ Van	L 2-2	42-39-7-1
A. 5	MIN	L 2-2	42-40-7-1
A. 7	@ Van	W 4-2	43-40-7-1



# YEARLY RESULTS

## EDMONTON OILERS 2005-06 RESULTS & STATISTICS

X - Denotes did not finish the season with the Oilers

COACH	REGULAR SEASON							PLAYOFFS				
	GP	W	L	OTL	PTS	GF	GA	GP	W	L	GF	GA
Craig MacTavish	82	41	28	13	95	256	251	24	15	9	70	61

3rd Northwest Division, 8th Western Conference, 14th Overall. Playoffs: Won Western Conference Quarter-Final 4-2 vs. Detroit, Won Western Conference Semi-Final 4-2 vs. San Jose, Won Western Conference Final 4-1 vs. Anaheim, Lost Stanley Cup Final 4-3 vs. Carolina.

PLAYER	REGULAR SEASON					PLAYOFFS					GAME-BY-GAME RESULTS				RECORD
	GP	G	A	PTS	PIM	GP	G	A	PTS	PIM	DATE	OPPONENT	RESULT		
Ales Hemsky	81	19	58	77	64	24	6	11	17	14	O. 5	COL	W, 4-3	1-0-0	
Shawn Horcoff	79	22	51	73	85	24	7	12	19	12	O. 8	VAN	W, 4-3	2-0-0	
Jarret Stoll	82	22	46	68	74	24	4	6	10	24	O. 10	@ Ana	W, 4-2	3-0-0	
Ryan Smyth	75	36	30	66	58	24	8	9	17	22	O. 11	@ LA	L, 1-3	3-1-0	
Chris Pronger	80	12	44	56	74	24	5	16	21	26	O. 14	DAL	L, 2-3	3-2-0	
Sergei Samsonov (BOS)	55	18	19	37	22	-	-	-	-	-	O. 15	@ Cgy	L, 0-3	3-3-0	
(EDM)	19	5	11	16	6	24	4	11	15	14	O. 18	PHO	L, 3-4	3-4-0	
(TOT)	74	23	30	53	28	-	-	-	-	-	O. 20	@ Cgy	L, 1-2	3-5-0	
Jaroslav Spacek (CHI)	45	7	17	24	72	-	-	-	-	-	O. 21	COL	L, 1-2	3-6-0	
(EDM)	31	5	14	19	24	24	3	11	14	24	O. 25	@ Col	L, 3-5	3-7-0	
(TOT)	76	12	31	43	96	-	-	-	-	-	O. 28	@ Dal	W, 5-3	4-7-0	
Raffi Torres	82	27	14	41	50	22	4	7	11	16	O. 29	@ Nsh	W, 5-1	5-7-0	
Fernando Pisani	80	18	19	37	42	24	14	4	18	10	N. 1	CBJ	W, 5-1	6-7-0	
Marc-Andre Bergeron	75	15	20	35	38	18	2	1	3	14	N. 3	@ Det	W, 4-3	7-7-0	
Radek Dvorak	64	8	20	28	26	16	0	2	2	4	N. 4	@ Stl	W, 7-2	8-7-0	
Steve Staios	82	8	20	28	84	24	1	5	6	28	N. 7	@ Dal	L, 0-4	8-8-0	
Ethan Moreau	74	11	16	27	87	21	2	1	3	19	N. 8	@ Nsh	L, 2-3	8-9-0	
X-Marty Reasoner	58	9	17	26	20	-	-	-	-	-	N. 11	@ CBJ	W, 3-1	9-9-0	
Michael Peca	71	9	14	23	56	24	6	5	11	20	N. 13	@ Chi	W, 5-2	10-9-0	
Jason Smith	76	4	13	17	84	24	1	4	5	16	N. 14	@ Col	W, 5-2	11-9-0	
Dick Tarnstrom (PIT)	33	5	5	10	52	-	-	-	-	-	N. 17	DET	W, 6-5	11-9-0	
(EDM)	22	1	3	4	24	12	0	2	2	10	N. 19	CHI	L, 3-4	11-10-0	
(TOT)	55	6	8	14	76	-	-	-	-	-	N. 21	STL	W, 2-1	12-10-0	
Georges Laraque	72	2	10	12	73	15	1	1	2	44	N. 23	@ Min	W, 4-3	13-10-0	
Igor Ulanov	37	3	6	9	29	-	-	-	-	-	N. 25	@ Cgy	W, 2-1	14-10-0	
Todd Harvey	63	5	2	7	32	10	1	1	2	4	N. 29	@ Van	L, 2-3	14-11-0	
X-Cory Cross	34	2	3	5	38	-	-	-	-	-	D. 1	BOS	L, 4-2	15-11-0	
X-Jani Rita	21	3	0	3	6	-	-	-	-	-	D. 3	VAN	L, 3-5	15-12-0	
Rem Murray	9	1	1	2	2	24	0	4	4	2	D. 8	@ Phi	W, 2-3	16-12-0	
X-Alexei Semenov	11	1	1	2	17	-	-	-	-	-	D. 10	@ NYI	L, 2-3	16-13-0	
Matt Greene	27	0	2	2	43	18	0	1	1	34	D. 13	@ NJ	L, 1-2	16-14-0	
Marc-Antoine Pouliot	8	1	0	1	0	-	-	-	-	-	D. 15	MTL	W, 5-3	17-14-0	
Brad Winchester	19	0	1	1	21	10	1	2	3	4	D. 17	@ Van	W, 5-4	18-14-0	
Jussi Markkanen	37	0	1	1	0	6	0	0	0	0	D. 19	CGY	W, 5-4	19-14-0	
Dwayne Roloson (MIN)	24	0	0	0	6	-	-	-	-	-	D. 21	@ Van	W, 7-6	20-14-0	
(EDM)	19	0	1	1	2	18	0	2	2	14	D. 23	LA	W, 5-3	21-14-0	
(TOT)	39	0	1	1	8	-	-	-	-	-	D. 26	MIN	L, 1-4	21-15-0	
Mathieu Roy	1	0	0	0	0	-	-	-	-	-	D. 28	MIN	L, 2-4	21-16-0	
X-Yan Stastny	3	0	0	0	0	-	-	-	-	-	D. 30	NSH	W, 4-2	22-14-0	
Kris Kolanos	6	0	0	0	2	-	-	-	-	-	D. 31	@ Cgy	L, 5-6	22-15-0	
Jean-Francois Jacques	7	0	0	0	0	-	-	-	-	-	J. 3	CHI	W, 5-0	23-14-0	
Dan Smith	7	0	0	0	7	-	-	-	-	-	J. 7	TOR	L, 2-3	23-15-0	
Kyle Brodziak	10	0	0	0	4	-	-	-	-	-	J. 10	@ Pit	W, 3-1	24-15-0	
Danny Syvret	10	0	0	0	6	-	-	-	-	-	J. 12	@ NYR	L, 4-5	24-16-0	
Ty Conklin	18	0	0	0	2	-	-	-	-	-	J. 14	OTT	L, 3-5	24-17-0	
Mike Morrison	21	0	0	0	2	-	-	-	-	-	J. 16	BUF	L, 3-5	24-18-0	
Toby Petersen	-	-	-	-	-	2	1	0	1	0	J. 19	@ SJ	W, 3-2	25-18-0	
											J. 21	@ Pho	L, 3-4	25-19-0	
											J. 23	CGY	L, 1-3	26-19-0	
											J. 25	@ Ana	W, 6-3	26-18-0	
											J. 26	@ LA	W, 5-3	27-18-0	
											J. 29	@ Pho	W, 4-3	28-18-0	
											F. 2	CBJ	L, 1-2	28-19-0	
											F. 4	VAN	W, 3-1	29-18-0	
											F. 6	ANA	W, 6-5	30-18-0	
											F. 10	@ Col	L, 2-5	30-19-0	
											F. 12	MIN	L, 3-6	30-20-0	
											M. 3	STL	L, 2-4	30-21-0	
											M. 7	DAL	L, 3-4	31-21-0	
											M. 9	NSH	W, 3-2	32-21-0	
											M. 11	@ SJ	L, 2-5	32-22-0	
											M. 12	@ CBJ	L, 3-4	32-23-0	
											M. 14	@ Min	L, 3-4	32-24-0	
											M. 16	CGY	W, 3-2	33-23-0	
											M. 18	DET	L, 3-4	34-23-0	
											M. 21	VAN	L, 1-4	34-24-0	
											M. 23	@ Van	L, 3-4	34-25-0	
											M. 25	@ Van	W, 3-2	35-24-0	
											M. 26	@ Col	W, 4-3	36-24-0	
											M. 28	MIN	L, 2-3	36-25-0	
											M. 30	LA	W, 4-0	37-25-0	
											A. 1	CGY	L, 1-4	37-26-0	
											A. 3	PHO	W, 7-1	38-26-0	
											A. 6	@ Min	L, 2-3	38-27-0	
											A. 9	@ Chi	W, 4-2	39-26-0	
											A. 11	@ Stl	L, 1-2	39-27-0	
											A. 13	ANA	W, 2-1	40-28-0	
											A. 17	COL	W, 4-2	41-28-0	

GOALTENDER	REGULAR SEASON					PLAYOFFS						
	GP	MINS	GA	SO	GAA	W-L-T	GP	MIN	GA	SO	GAA	W-L
Dwayne Roloson (MIN)	24	1361	68	1	3.00	6-17-1	-	-	-	-	-	-
(EDM)	19	1163	47	1	2.42	8-7-4	18	1160	45	1	2.33	12-5
(TOT)	43	2524	115	2	2.73	14-24-5	-	-	-	-	-	-
Ty Conklin	18	922	43	1	2.80	8-5-1	1	6	1	0	10.00	0-0
Mike Morrison	21	892	42	0	2.83	10-4-2	-	-	-	-	-	-
Jussi Markkanen	37	2016	105	0	3.13	15-12-6	6	360	13	1	2.17	3-3



## EDMONTON OILERS 2006-07 RESULTS &amp; STATISTICS

X - Denotes did not finish the season with the Oilers

COACH	REGULAR SEASON					PLAYOFFS				
	GP	W	L	OTL	PTS	GP	W	L	GF	GA
Craig MacTavish	82	32	43	7	71	195	248	—	—	—

5th Northwest Division, 12th Western Conference, 25th Overall. Playoffs: Did Not Qualify

PLAYER	REGULAR SEASON					PLAYOFFS				
	GP	G	A	PTS	PIM	GP	G	A	PTS	PIM
X-Ryan Smyth	53	31	22	53	38	—	—	—	—	—
Petr Sykora	82	22	31	53	40	—	—	—	—	—
Ales Hemsky	64	13	40	53	40	—	—	—	—	—
Shawn Horcoff	80	16	35	51	56	—	—	—	—	—
Jarret Stoll	51	13	26	39	48	—	—	—	—	—
Raffi Torres	82	15	19	34	88	—	—	—	—	—
Joffrey Lupul	81	16	12	28	45	—	—	—	—	—
Fernando Pisani	77	14	14	28	40	—	—	—	—	—
X-Marc-Andre Bergeron	55	8	17	25	28	—	—	—	—	—
Marty Reasoner	72	6	14	20	60	—	—	—	—	—
Steve Staios	58	2	15	17	97	—	—	—	—	—
Patrick Thoresen	68	4	12	16	52	—	—	—	—	—
Daniel Tjernqvist	37	3	12	15	30	—	—	—	—	—
Toby Petersen	64	6	9	15	4	—	—	—	—	—
Petr Nedved (PHI)	21	1	6	7	18	—	—	—	—	—
(EDM)	19	1	4	5	10	—	—	—	—	—
(TOTAL)	40	2	10	12	28	—	—	—	—	—
Marc Pouliot	46	4	7	11	18	—	—	—	—	—
Jason Smith	82	2	9	11	103	—	—	—	—	—
Ladislav Smid	77	3	7	10	37	—	—	—	—	—
Matt Greene	78	1	9	10	109	—	—	—	—	—
Brad Winchester	59	4	5	9	86	—	—	—	—	—
Jan Hejda	39	1	8	9	20	—	—	—	—	—
Tom Gilbert	12	1	5	6	0	—	—	—	—	—
Dwayne Roloson	68	0	3	3	12	—	—	—	—	—
Mathieu Roy	16	2	0	2	30	—	—	—	—	—
Zack Stortini	29	1	0	1	105	—	—	—	—	—
Ethan Moreau	7	1	0	1	12	—	—	—	—	—
Kyle Brodziak	6	1	0	1	2	—	—	—	—	—
Robert Nilsson	4	1	0	1	4	—	—	—	—	—
Danny Syvret	16	0	1	1	6	—	—	—	—	—
Jean-Francois Jacques	37	0	0	0	33	—	—	—	—	—
Jussi Markkannen	22	0	0	0	0	—	—	—	—	—
Bryan Young	15	0	0	0	10	—	—	—	—	—
Sebastien Bisaillon	2	0	0	0	0	—	—	—	—	—
Alexei Mikhnov	2	0	0	0	0	—	—	—	—	—
Rob Schremp	1	0	0	0	0	—	—	—	—	—

GOALTENDER	REGULAR SEASON					PLAYOFFS				
	GP	MIN	GA	SO	GAA	W-L-T	GP	MIN	GA	SO
Dwayne Roloson	68	3932	180	4	2.75	27-34-6	—	—	—	—
Jussi Markkannen	22	992	52	0	3.15	5-9-1	—	—	—	—

DATE	OPPONENT	GAME-BY-GAME RESULTS		RECORD
		W	L	
O. 5	@ CGY	W	3-1	1-0-0
O. 7	@ CGY	L	1-2	1-1-0
O. 12	SJ	W	6-4	2-1-0
O. 14	@ Col	W	4-3	3-1-0
O. 16	@ Van	L	1-2	3-2-0
O. 17	VAN	W	2-1	4-2-0
O. 21	DET	W	3-1	5-2-0
O. 23	PHO	W	5-2	6-2-0
O. 25	@ Ana	L	2-6	6-3-0
O. 26	@ PHO	L	2-6	6-4-0
O. 28	WSH	W	4-0	7-4-0
N. 1	NSH	L	3-5	7-5-0
N. 3	DAL	L	2-3	7-6-0
N. 7	@ Mtl	W	2-3	8-6-1
N. 8	@ Det	L	0-3	8-7-1
N. 10	@ CBJ	W	4-1	9-7-1
N. 12	@ SJ	L	3-5	9-8-1
N. 13	@ Col	W	2-1	10-8-1
N. 16	STL	W	6-2	11-8-1
N. 18	DET	W	4-3	12-8-1
N. 21	CGY	W	2-1	13-8-1
N. 24	CHI	W	5-1	14-8-1
N. 28	ANA	L	2-3	14-9-1
N. 30	COL	L	3-7	15-9-1
D. 2	CBJ	L	0-4	15-10-2
D. 4	@ Van	W	4-0	16-10-2
D. 6	CAR	W	3-1	17-10-2
D. 8	@ Dal	W	2-0	18-10-2
D. 10	@ Chi	L	1-4	18-11-2
D. 12	@ Nsh	L	2-3	18-12-2
D. 14	MIN	W	3-1	19-12-2
D. 15	@ Col	L	1-4	19-13-2
D. 19	COL	L	6-7	19-14-2
D. 21	@ PHO	W	3-2	20-14-2
D. 23	@ Dal	L	2-3	20-15-2
D. 28	LA	L	4-7	20-16-2
D. 30	VAN	L	2-6	20-17-2
D. 31	@ CGY	L	2-4	20-18-2
J. 2	FLA	W	4-1	21-18-2
J. 4	DAL	L	5-6	21-19-2
J. 5	@ Van	L	2-3	21-20-2
J. 8	@ LA	W	2-1	22-20-2
J. 10	@ SJ	W	3-2	23-20-2
J. 12	MIN	L	2-4	23-21-2
J. 13	@ CGY	L	2-4	23-22-2
J. 16	@ Min	W	2-1	24-22-2
J. 18	ANA	W	4-1	25-22-2
J. 20	CGY	L	0-4	25-23-2
J. 26	SJ	L	1-5	25-24-2
J. 27	LA	W	4-3	26-24-2
J. 31	CBJ	W	5-2	27-24-2
F. 1	@ Van	L	3-5	27-25-2
F. 3	@ Col	W	3-2	28-25-2
F. 6	VAN	L	2-5	28-26-2
F. 9	CHI	W	2-1	29-26-2
F. 11	ATL	W	5-1	30-26-2
F. 13	@ Bos	L	0-3	30-27-2
F. 15	@ Buf	L	1-2	30-28-2
F. 17	@ Tor	L	3-4	30-29-2
F. 20	@ Ott	L	2-3	30-30-2
F. 22	@ CBJ	W	4-0	31-30-2
F. 23	@ Det	W	4-3	32-30-2
F. 25	@ Min	L	1-4	32-31-2
F. 27	PHO	L	0-3	32-32-2
M. 1	MIN	L	0-5	32-33-2
M. 3	CGY	L	2-4	32-34-2
M. 7	TB	L	1-3	32-35-2
M. 9	@ Ana	L	1-5	32-36-2
M. 11	@ SJ	L	0-3	32-37-2
M. 12	@ LA	L	1-5	32-38-2
M. 15	MIN	L	1-2	32-39-2
M. 17	STL	L	2-3	32-40-2
M. 19	VAN	L	1-2	32-41-2
M. 21	COL	L	1-2	32-42-2
M. 23	COL	W	4-3	32-43-2
M. 24	NSH	L	3-4	32-44-2
M. 27	@ Nsh	L	3-4	32-45-2
M. 29	@ SJ	L	2-5	32-46-2
A. 1	@ Chi	L	1-2	32-47-2
A. 3	@ Min	L	0-3	32-48-2
A. 5	@ Min	L	0-3	32-49-2
A. 7	@ CGY	W	3-2	32-50-2



# YEARLY RESULTS

## EDMONTON OILERS 2007-08 RESULTS & STATISTICS

X - Denotes did not finish the season with the Oilers

COACH	REGULAR SEASON							PLAYOFFS						
	GP	W	L	OTL	PTS	GF	GA	GP	W	L	GF	GA		
Craig MacTavish	82	41	35	6	88	235	251	—	—	—	—	—		
4th Northwest Division, 9th Western Conference, 19th Overall. Playoffs: Did Not Qualify														
PLAYER	REGULAR SEASON					PLAYOFFS					GAME-BY-GAME RESULTS			
	GP	G	A	PTS	PIM	GP	G	A	PTS	PIM	DATE	OPPONENT	RESULT	RECORD
Ales Hensky	74	20	51	71	34	—	—	—	—	—	O. 4	SI	W. 3-2	SO 1-0-0
Shawn Horcoff	53	21	29	50	30	—	—	—	—	—	O. 8	@ Det	L. 2-4	2-1-0
Sam Gagner	79	13	36	49	23	—	—	—	—	—	O. 10	@ Min	L. 0-2	2-2-0
Dustin Penner	82	23	24	47	45	—	—	—	—	—	O. 12	VAN	L. 2-5	2-3-0
Andrew Cogliano	82	18	27	45	20	—	—	—	—	—	O. 13	@ Van	L. 1-4	2-4-0
Robert Nilsson	71	10	31	41	22	—	—	—	—	—	O. 18	@ Pho	W. 4-2	3-4-0
Jarret Stoll	81	14	22	36	74	—	—	—	—	—	O. 20	@ Cgy	L. 1-4	3-5-0
Tom Gilbert	82	13	20	33	20	—	—	—	—	—	O. 23	COL	L. 2-4	3-6-0
Kyle Brodziak	80	14	17	31	33	—	—	—	—	—	O. 25	MIN	W. 5-4	SO 4-6-0
Joni Pitkanen	63	8	18	26	56	—	—	—	—	—	O. 27	@ LA	L. 1-4	4-7-0
Curtis Glencross (CBJ)	36	6	6	12	25	—	—	—	—	—	O. 28	@ Ana	W. 3-2	SO 5-7-0
(EDM)	26	9	4	13	28	—	—	—	—	—	O. 30	DET	L. 1-2	5-8-0
(TOTAL)	62	15	10	25	53	—	—	—	—	—	N. 2	NSH	L. 1-4	5-9-0
Marty Reasoner	82	11	14	25	50	—	—	—	—	—	N. 5	@ Min	L. 2-5	5-10-0
Fernando Pisani	56	13	9	22	28	—	—	—	—	—	N. 7	@ Col	L. 3-4	5-11-0
Denis Grebeshkov	71	3	15	18	22	—	—	—	—	—	N. 10	@ Cgy	W. 4-2	5-12-0
Steve Staios	82	7	9	16	121	—	—	—	—	—	N. 14	@ Van	W. 1-0	SO 7-10-1
Geoff Sanderson	41	3	10	13	16	—	—	—	—	—	N. 15	MIN	L. 2-4	7-11-1
Zack Stortini	66	3	9	12	201	—	—	—	—	—	N. 17	CGY	L. 1-3	7-12-1
Raffi Torres	32	5	6	11	36	—	—	—	—	—	N. 20	VAN	W. 5-4	SO 8-12-1
Sheldon Souray	26	3	7	10	36	—	—	—	—	—	N. 22	COL	L. 2-3	8-13-1
Ethan Moreau	25	5	4	9	39	—	—	—	—	—	N. 24	CHI	W. 3-2	SO 9-13-1
Marc Pouliot	24	1	6	7	12	—	—	—	—	—	N. 26	CBJ	W. 3-1	10-13-1
X-Dick Tarnstrom	29	1	4	5	40	—	—	—	—	—	N. 28	@ Col	L. 2-4	10-14-1
Ladislav Smid	65	0	4	4	58	—	—	—	—	—	N. 30	vs. ANA	W. 5-1	11-14-1
Patrick Thoresen	17	2	1	3	6	—	—	—	—	—	D. 2	@ Ana	W. 4-0	12-14-1
Matt Greene	46	0	1	1	53	—	—	—	—	—	D. 3	@ LA	W. 4-3	SO 13-14-1
Dwayne Roloson	43	0	1	1	2	—	—	—	—	—	D. 5	PIT	L. 2-4	13-15-1
Mathieu Roy	13	0	1	1	27	—	—	—	—	—	D. 7	STL	L. 4-5	13-16-2
Mathieu Garon	47	0	0	0	8	—	—	—	—	—	D. 10	@ Dal	L. 4-5	OT 14-16-2
Allan Rourke	13	0	0	0	5	—	—	—	—	—	D. 11	@ STL	W. 5-4	SO 14-16-3
Jean-Francois Jacques	9	0	0	0	2	—	—	—	—	—	D. 13	@ Det	W. 4-3	SO 15-16-2
Rob Schremp	2	0	0	0	0	—	—	—	—	—	D. 15	VAN	W. 2-1	SO 16-16-2
Bryan Young	2	0	0	0	0	—	—	—	—	—	D. 18	DAL	L. 1-2	SO 16-16-3
Liam Reddox	1	0	0	0	0	—	—	—	—	—	D. 21	NY	L. 1-3	16-17-3
Theo Peckham	1	0	0	0	2	—	—	—	—	—	D. 23	@ Chi	L. 2-3	16-18-3
											D. 27	ANA	L. 1-2	16-19-3
											D. 29	@ Min	L. 4-5	OT 16-19-4
											D. 31	@ CBJ	L. 2-4	16-20-4
											J. 2	@ STL	W. 3-2	OT 17-20-4
											J. 3	@ Nsh	L. 2-5	17-21-4
											J. 5	NVR	W. 4-0	SO 17-21-5
											J. 7	NVI	W. 4-0	18-21-4
											J. 10	PHO	W. 5-2	20-21-4
											J. 13	CGY	W. 2-1	21-21-4
											J. 15	LA	L. 1-3	21-22-4
											J. 17	@ Wsh	L. 4-5	SO 21-22-5
											J. 18	@ Car	L. 2-7	21-23-5
											J. 20	@ Atl	W. 4-2	22-23-5
											J. 22	@ TB	L. 3-4	22-24-5
											J. 24	@ Fla	W. 4-3	SO 23-24-5
											J. 29	SI	L. 0-3	23-25-5
											F. 1	DAL	L. 1-4	23-26-5
											F. 4	CGY	W. 5-0	24-26-5
											F. 6	CHI	W. 4-1	25-26-5
											F. 9	@ Cgy	L. 1-4	26-27-5
											F. 12	MIN	W. 4-2	26-27-6
											F. 14	@ SJ	W. 3-2	27-27-5
											F. 16	@ Van	L. 2-4	27-28-5
											F. 19	@ Nsh	L. 4-5	27-29-5
											F. 22	@ Dal	L. 2-5	27-30-5
											F. 24	COL	W. 3-2	28-30-5
											F. 26	DET	W. 4-3	SO 29-30-5
											F. 28	LA	W. 5-4	30-30-5
											M. 2	CBJ	W. 4-3	SO 31-30-5
											M. 4	NSH	L. 1-5	31-31-5
											M. 7	@ CBJ	W. 2-1	OT 32-31-5
											M. 9	@ Chi	W. 6-5	OT 33-31-5
											M. 11	STL	W. 4-3	OT 34-31-5
											M. 13	@ Col	L. 1-5	34-32-5
											M. 15	@ Pho	W. 5-2	35-32-5
											M. 16	@ SJ	W. 2-1	SO 36-32-5
											M. 18	PHO	W. 8-4	37-32-5
											M. 20	VAN	L. 1-4	37-33-5
											M. 22	COL	W. 7-5	38-33-5
											M. 24	MIN	W. 5-3	39-33-5
											M. 26	@ Min	L. 1-3	39-34-5
											M. 28	W Col	L. 4-5	SO 39-34-6
											M. 29	@ Cgy	W. 2-1	40-34-6
											A. 1	CGY	L. 2-3	40-35-6
											A. 3	@ Van	W. 2-1	41-35-6
GOALTENDER	GP	MINs	GA	SO	GAA.	W-L-T	GP	MIN	GA	SO	GAA.	W-L		
Mathieu Garon	47	2658	118	4	2.66	26-18-1	—	—	—	—	—	—		
Dwayne Roloson	43	2340	119	0	3.05	15-17-5	—	—	—	—	—	—		



## EDMONTON OILERS 2008-09 RESULTS &amp; STATISTICS

X - Denotes did not finish the season with the Oilers

COACH	REGULAR SEASON					PLAYOFFS				
	GP	W	L	OTL	PTS	GP	W	L	OTL	PTS
Craig MacTavish	82	38	35	9	85	234	238	—	—	—
4th Northwest Division, 11th Western Conference, 21st Overall. Playoffs: Did Not Qualify										

PLAYER	REGULAR SEASON					PLAYOFFS				
	GP	G	A	PTS	PIM	GP	G	A	PTS	PIM
Ales Hemsky	72	23	43	66	32	—	—	—	—	—
Sheldon Souray	81	23	30	53	98	—	—	—	—	—
Shawn Horcoff	80	17	36	53	39	—	—	—	—	—
Tom Gilbert	82	5	40	45	26	—	—	—	—	—
Sam Gagner	76	16	25	41	51	—	—	—	—	—
Denis Grebeshkov	72	7	32	39	38	—	—	—	—	—
Andrew Coglian	82	18	20	38	22	—	—	—	—	—
Dustin Penner	78	17	20	37	61	—	—	—	—	—
Lubomir Visnovsky	50	8	23	31	30	—	—	—	—	—
Robert Nilsson	64	9	20	29	26	—	—	—	—	—
X-Erik Cole	63	16	11	27	63	—	—	—	—	—
Kyle Brodziak	79	11	16	27	21	—	—	—	—	—
Ethan Moreau	77	14	12	26	133	—	—	—	—	—
Marc Pouliot	63	8	12	20	23	—	—	—	—	—
Fernando Pisani	38	7	8	15	14	—	—	—	—	—
Steve Staios	80	2	12	16	92	—	—	—	—	—
Liam Reddox	46	5	7	12	10	—	—	—	—	—
Ales Kotalik	19	7	4	11	6	—	—	—	—	—
Zack Stortini	52	6	5	11	181	—	—	—	—	—
Ladislav Smid	60	0	11	11	57	—	—	—	—	—
Jason Strudwick	71	2	7	9	60	—	—	—	—	—
Patrick O'Sullivan	19	2	4	6	12	—	—	—	—	—
Gilbert Brule	11	2	1	3	12	—	—	—	—	—
Rob Schremp	4	0	3	3	2	—	—	—	—	—
Ryan Potulny	8	0	3	3	0	—	—	—	—	—
Steve MacIntyre	22	2	0	2	40	—	—	—	—	—
Jean-Francois Jacques	7	1	0	1	9	—	—	—	—	—
Jesse Boulerice	2	0	0	0	0	—	—	—	—	—
Tim Sestito	1	0	0	0	0	—	—	—	—	—
Taylor Chorney	2	0	0	0	0	—	—	—	—	—
Theo Peckham	15	0	0	0	59	—	—	—	—	—

GOALTENDER	REGULAR SEASON					PLAYOFFS				
	GP	MIN	GA	SO	GAA	GP	MIN	GA	SO	GAA
X-Mathieu Garon	15	815	43	0	3.17	6-8-0	—	—	—	—
Dwayne Roloson	63	3597	166	1	2.77	28-24-9	—	—	—	—
Jeff Drouin-Deslauriers	10	540	30	0	3.33	4-3-0	—	—	—	—

PLAYOFFS				
GP	W	L	OTL	PTS
—	—	—	—	—

DATE	OPPONENT	GAME-BY-GAME RESULTS		RECORD
		W	L	
O. 12	COL	W	3-2	1-0-0
O. 15	@ Ana	W	3-2	2-0-0
O. 17	@ CGY	W	4-3	3-0-0
O. 18	CGY	W	3-2	4-0-0
O. 22	@ Chi	L	0-3	4-1-0
O. 23	@ Col	L	1-4	4-2-0
O. 25	@ Van	L	3-6	4-3-0
O. 27	BOS	L	0-1	OT 4-3-1
O. 30	@ Nsh	L	1-3	4-4-1
N. 1	@ Car	W	3-1	5-4-1
N. 2	@ Phi	W	5-4	6-4-1
N. 5	@ CBJ	L	4-5	6-5-1
N. 6	@ Pit	L	4-5	6-6-1
N. 9	@ NJ	W	2-1	7-6-1
N. 10	@ NYR	W	3-2	SO 8-6-1
N. 13	TOR	L	2-5	8-7-2
N. 15	COL	L	2-3	SO 8-8-2
N. 17	@ Det	L	0-4	8-9-2
N. 18	@ CBJ	W	7-2	9-0-2
N. 20	DET	L	3-4	9-1-2
N. 26	LA	L	2-2	9-10-2
N. 29	@ STL	W	4-2	10-10-2
N. 30	@ Dal	L	3-4	10-11-2
D. 3	DAL	W	5-2	11-11-2
D. 5	@ LA	W	5-4	SO 12-11-2
D. 6	@ SJ	W	3-2	OT 13-11-2
D. 11	FLA	L	0-2	13-12-2
D. 13	VAN	W	3-0	14-12-2
D. 16	CHI	L	2-9	14-13-2
D. 17	@ Van	L	2-4	14-14-2
D. 19	ANA	L	2-3	SO 14-14-3
D. 22	PHO	W	4-2	15-14-3
D. 26	@ CGY	W	3-2	16-14-3
D. 28	NSH	W	3-2	17-14-3
D. 30	OTT	L	2-3	17-15-3
D. 31	@ Van	L	3-3	17-16-3
J. 3	DAL	W	4-1	18-16-3
J. 5	NYI	W	3-2	19-16-3
J. 7	VAN	L	2-4	19-17-3
J. 9	SJ	L	1-4	19-18-3
J. 11	STL	W	2-1	20-18-3
J. 13	@ Wsh	W	5-2	21-18-3
J. 15	@ Min	L	1-5	21-19-3
J. 16	@ Col	W	3-2	22-19-3
J. 18	PHO	W	6-3	23-19-3
J. 20	COL	W	4-3	24-19-3
J. 27	BUF	L	2-10	24-20-3
J. 30	MIN	W	3-1	25-20-3
F. 3	NSH	L	1-2	25-21-3
F. 5	CHI	L	1-3	25-22-3
F. 7	@ STL	W	2-1	SO 26-22-3
F. 8	@ Det	L	3-8	26-23-3
F. 11	@ Min	L	2-3	SO 26-24-3
F. 14	@ LA	W	3-2	SO 28-24-3
F. 16	@ Pho	W	3-1	29-24-3
F. 17	@ SJ	L	2-4	29-24-4
F. 19	@ Dal	L	2-4	29-25-4
F. 21	CGY	L	2-3	SO 29-25-5
F. 24	TB	W	5-3	30-25-5
F. 26	COL	L	0-1	30-26-5
F. 28	MIN	W	3-2	31-26-5
M. 3	@ Nsh	L	3-6	OT 31-26-6
M. 5	@ Ott	L	2-4	31-27-6
M. 7	@ Tor	W	4-1	32-27-6
M. 10	@ Mtl	L	3-4	OT 32-27-7
M. 12	ATL	L	3-4	OT 32-27-8
M. 14	COL	L	2-3	OT 32-27-9
M. 17	STL	W	2-1	SO 33-27-9
M. 19	@ Col	W	8-1	34-27-9
M. 20	@ Chi	W	5-4	SO 35-27-9
M. 22	@ Min+	L	0-3	35-28-9
M. 24	DET	L	2-3	35-29-9
M. 26	@ Pho	L	2-3	35-30-9
M. 27	@ Ana	W	5-3	36-30-9
M. 29	MIN	L	2-3	36-31-9
M. 31	ANA	L	3-5	36-32-9
A. 2	SJ	W	5-3	37-32-9
A. 4	VAN	W	5-3	38-32-9
A. 7	LA	L	2-2	37-34-9
A. 10	CGY	W	5-1	38-34-9
A. 11	@ CGY	L	1-4	38-35-9



X - Denotes did not finish the season with the Oilers

COACH	REGULAR SEASON							PLAYOFFS						
	GP	W	L	OTL	PTS	GF	GA	GP	W	L	GF	GA		
Pat Quinn	82	27	47	8	62	214	284	—	—	—	—	—		
5th Northwest Division, 15th Western Conference, 30th Overall. Playoffs: Did Not Qualify														
PLAYER	REGULAR SEASON					PLAYOFFS					GAME-BY-GAME RESULTS			
	GP	G	A	PTS	PIM	GP	G	A	PTS	PIM	DATE	OPPONENT	RESULT	RECORD
Dustin Penner	82	32	31	63	38	—	—	—	—	—	O. 3	CGY	W 4-3	0-1-0
Sam Gagner	68	15	26	41	33	—	—	—	—	—	O. 8	CGY	W 4-3	1-1-0
Ryan Whitney	81	7	32	39	70	—	—	—	—	—	O. 10	MTL	W 3-2	2-1-1
Gilbert Brule	65	17	20	37	38	—	—	—	—	—	O. 12	@ Nsh	W 6-1	3-1-1
Shawn Horcoff	77	13	23	36	51	—	—	—	—	—	O. 14	@ Chi	L 4-3	3-2-1
Patrick O'Sullivan	73	11	23	34	32	—	—	—	—	—	O. 16	MIN	W 5-2	4-2-1
X-Lubomir Visnovsky	57	10	22	32	16	—	—	—	—	—	O. 19	VAN	W 2-1	5-2-1
Ryan Potulny	64	15	17	32	28	—	—	—	—	—	O. 22	CBJ	W 6-4	6-2-1
Tom Gilbert	82	5	26	31	16	—	—	—	—	—	O. 24	@ Cgy	L 5-2	6-3-1
Andrew Cogliano	82	10	18	28	31	—	—	—	—	—	O. 25	@ Van	L 2-0	6-4-1
Robert Nilsson	60	11	16	27	12	—	—	—	—	—	O. 27	COL	L 3-0	6-5-1
Alles Hemsky	22	7	15	22	8	—	—	—	—	—	O. 29	DET	W 6-5	7-2-1
Mike Comrie	43	13	8	21	30	—	—	—	—	—	O. 31	@ Bos	L 2-0	7-3-1
X-Denis Grebeshkov	47	6	13	19	26	—	—	—	—	—	N. 2	NVI	L 3-1	7-4-1
Ethan Moreau	76	9	9	18	62	—	—	—	—	—	N. 5	NVR	L 3-2	7-5-1
Marc Pouliot	35	7	7	14	21	—	—	—	—	—	N. 8	@ Col	L W 5-3	8-0-1
Zack Stortini	77	4	9	13	155	—	—	—	—	—	N. 10	@ Ott	L 4-3	8-8-2
Sheldon Souray	37	4	9	13	65	—	—	—	—	—	N. 11	@ Buf	L 3-1	8-9-2
Ryan Jones	49	8	4	12	26	—	—	—	—	—	N. 15	@ Atl	L 3-2	8-10-2
Jean-Francois Jacques	49	4	7	11	78	—	—	—	—	—	N. 16	@ CBJ	L 3-2	8-10-3
Aaron Johnson	41	4	6	10	35	—	—	—	—	—	N. 18	COL	W 6-4	9-10-3
Ladislav Smid	51	1	8	9	39	—	—	—	—	—	N. 21	CHI	L 5-2	9-11-3
Fernando Pisani	40	4	4	8	10	—	—	—	—	—	N. 23	PHO	W 4-0	10-11-3
X-Steve Staios	40	0	7	7	59	—	—	—	—	—	N. 25	LA	L 3-1	10-12-3
Jason Strudwick	72	0	6	6	50	—	—	—	—	—	N. 27	SI	L 6-5	10-12-4
Ryan Stone	27	0	6	6	48	—	—	—	—	—	N. 28	@ Van	L 7-3	10-13-4
Taylor Chorney	42	0	3	3	12	—	—	—	—	—	D. 3	@ Det	W 4-1	11-13-4
Liam Reddox	9	0	2	2	4	—	—	—	—	—	D. 5	@ Dal	W 3-2	12-13-4
Colin McDonald	2	1	0	1	0	—	—	—	—	—	D. 9	@ TB	W 3-2	13-13-4
Theo Peckham	15	0	1	1	43	—	—	—	—	—	D. 11	@ STL	W 5-3	15-13-4
Christopher Minard	5	0	1	1	0	—	—	—	—	—	D. 15	LA	L 3-2	15-14-4
Alex Plante	4	0	1	1	2	—	—	—	—	—	D. 17	NSH	L 6-3	15-15-4
Ryan O'Marra	3	0	1	1	0	—	—	—	—	—	D. 19	WSH	L 4-2	15-16-4
Dean Arsene	13	0	0	0	41	—	—	—	—	—	D. 21	STL	L 7-2	15-17-4
Charles Linglet	5	0	0	0	2	—	—	—	—	—	D. 23	@ Min	L 3-1	15-18-4
Johan Motin	1	0	0	0	0	—	—	—	—	—	D. 26	@ Van	L 4-1	15-19-4
											D. 28	CGY	L 4-1	15-20-4
											D. 30	TOR	W 3-1	16-20-4
											D. 31	@ Cgy	L 2-1	16-21-4
											J. 2	@ SI	L 4-1	16-22-4
											J. 7	PHO	L 3-2	16-23-4
											J. 7	CBJ	L 3-2	16-24-4
											J. 12	NSH	L 5-3	16-25-4
											J. 14	PIT	L 3-2	16-26-4
											J. 16	@ SI	L 4-2	16-27-4
											J. 18	@ Col	L 6-0	16-27-5
											J. 20	VAN	L 3-2	16-27-6
											J. 22	DAL	L 4-3	16-28-6
											J. 26	CHI	L 4-2	16-29-6
											J. 28	STL	L 2-1	16-30-6
											J. 30	@ Cgy	L 6-1	16-31-6
											F. 1	CAR	W 4-2	17-31-6
											F. 3	PHI	W 1-0	18-31-6
											F. 4	@ Min	L 4-2	18-32-6
											F. 6	@ Col	L 3-1	18-33-6
											F. 8	@ Pho	L 3-2	18-34-6
											F. 10	@ Ana	L 3-2	18-35-6
											F. 11	@ LA	W 3-2	19-35-6
											F. 14	ANA	L 7-3	19-36-6
											M. 2	@ Nsh	L 4-3	19-37-6
											M. 3	@ Chi	L 5-2	19-38-6
											M. 5	MIN	W 2-1	20-38-6
											M. 7	NJ	W 2-0	21-38-6
											M. 9	OTT	L 4-1	21-39-6
											M. 11	@ Mtl	L 5-4	21-39-7
											M. 13	@ Tor	L 6-4	21-40-7
											M. 15	@ CBJ	L 3-3	21-41-7
											M. 16	@ Min	L 4-2	21-42-7
											M. 19	DET	W 3-2	22-42-7
											M. 21	SI	W 3-2	22-43-7
											M. 23	VAN	L 3-2	22-43-8
											M. 26	ANA	L 3-2	24-43-8
											M. 28	@ Stl	L 2-1	24-44-7
											M. 30	@ Det	L 5-4	24-45-7
											A. 2	@ Dal	L 6-3	24-46-7
											A. 3	@ Pho	L 3-2	24-46-8
											A. 5	MIN	W 4-1	25-46-8
											A. 7	COL	W 5-4	26-46-8
											A. 10	@ LA	W 4-3	27-46-8
											A. 11	@ Ana	L 7-2	27-47-8





## EDMONTON OILERS 2010-11 RESULTS &amp; STATISTICS

X - Denotes did not finish the season with the Oilers

COACH	REGULAR SEASON						GF		GA
	GP	W	L	OTL	PTS				
Tom Renney	82	25	45	12	62		191	260	

5th Northwest Division, 30th Overall. Playoffs: Did Not Qualify

PLAYER	REGULAR SEASON					PLAYOFFS				
	GP	G	A	PTS	PIM	GP	G	A	PTS	PIM
Jordan Eberle	69	18	25	43	22	-	-	-	-	-
Taylor Hall	65	22	20	42	27	-	-	-	-	-
Sam Gagner	68	15	27	42	37	-	-	-	-	-
Ales Hemsky	47	14	28	42	18	-	-	-	-	-
X-Dustin Penner	62	21	18	39	45	-	-	-	-	-
Andrew Coglian	82	11	24	35	64	-	-	-	-	-
Magnus Paajarvi	80	15	19	34	16	-	-	-	-	-
Shawn Horcoff	47	9	18	27	46	-	-	-	-	-
Linus Omark	51	5	22	27	26	-	-	-	-	-
Ryan Whitney	35	2	25	27	33	-	-	-	-	-
Tom Gilbert	79	6	20	26	32	-	-	-	-	-
Ryan Jones	81	18	7	25	34	-	-	-	-	-
Kurtis Foster	74	8	14	22	45	-	-	-	-	-
Jim Vandermeer	62	2	12	14	74	-	-	-	-	-
Theo Peckham	1	3	10	13	198	-	-	-	-	-
Liam Reddix	44	1	9	10	20	-	-	-	-	-
Ladislav Smid	78	0	10	10	85	-	-	-	-	-
Gilbert Brule	41	7	2	9	41	-	-	-	-	-
Jean-Francois Jacques	51	4	1	5	63	-	-	-	-	-
Colin Fraser	67	3	2	5	60	-	-	-	-	-
Teemu Hartikainen	12	3	2	5	4	-	-	-	-	-
Jeff Petry	35	1	4	5	10	-	-	-	-	-
Ryan O'Marra	21	1	4	5	13	-	-	-	-	-
Taylor Chorney	12	1	3	4	4	-	-	-	-	-
Zack Stortini	2	0	4	4	76	-	-	-	-	-
Alexandre Giroux	8	1	1	2	2	-	-	-	-	-
Jason Strudwick	43	0	2	2	23	-	-	-	-	-
Chris VandeVelde	12	0	2	2	12	-	-	-	-	-
Steve MacIntyre	34	0	1	1	93	-	-	-	-	-
X-Shawn Belle	5	0	0	0	0	-	-	-	-	-
Alex Plante	3	0	0	0	11	-	-	-	-	-
Richard Petiot	2	0	0	0	2	-	-	-	-	-

GOALTENDER	REGULAR SEASON					PLAYOFFS				
	GP	MINS	GA	SO	GAA	W-L-T	GP	MIN	GA	SO
Devan Dubnyk	35	2061	93	2	2.71	12-13-8	-	-	-	-
Nikolai Khabibulin	47	2701	153	2	3.40	10-32-4	-	-	-	-
Martin Gerber	3	185	4	0	1.30	3-0-0	-	-	-	-

GP	PLAYOFFS				GA
	W	L	GF		
-	-	-	-	-	-

DATE	OPPONENT	GAME-BY-GAME RESULTS		RECORD
		RESULT		
O. 7	CGY	W 4-0		1-0-0
O. 10	FLA	W 3-2		2-0-0
O. 14	@ Min	L 4-2		2-1-0
O. 16	@ Cgy	L 5-3		2-2-0
O. 21	MIN	L 4-2		2-3-0
O. 23	SJ	L 4-1		2-4-0
O. 26	@ Cgy	L 5-4		2-4-1
O. 28	@ Cbj	L 3-2	SO	2-4-2
O. 29	@ Chi	W 7-4		3-4-2
N. 2	VAN	L 4-3		3-5-2
N. 5	DET	L 3-1		3-6-2
N. 7	@ Chi	W 2-1		4-6-2
N. 9	@ Car	L 7-1		4-7-2
N. 11	@ Det	L 6-2		4-8-2
N. 12	@ NY	L 4-3	OT	4-8-3
N. 14	@ NYR	L 8-2		4-9-3
N. 17	CHI	L 5-0		4-10-3
N. 19	PHO	L 4-3	SO	4-10-4
N. 21	@ Ana	W 4-2		5-10-4
N. 23	@ Pho	L 5-1		5-11-4
N. 25	COL	W 3-2		6-11-4
N. 27	SJ	L 4-3		6-12-4
N. 29	@ Ott	W 4-1		7-12-4
D. 1	@ Mtl	W 4-3	OT	8-12-4
D. 2	@ Tor	W 5-0		9-12-4
D. 4	STL	W 2-1		10-12-4
D. 7	ANA	L 3-2	SO	10-12-5
D. 10	TB	W 4-3	SO	11-12-5
D. 12	VAN	L 2-1		11-13-5
D. 14	TOR	L 4-1		11-14-5
D. 16	CBJ	W 6-3		12-14-5
D. 21	@ SJ	L 2-1		12-15-5
D. 23	@ LA	L 3-2	SO	12-16-5
D. 26	@ Van	L 4-3		12-17-5
D. 28	BUF	L 2-1		12-18-5
D. 30	COL	L 4-3	SO	12-19-5
J. 1	CGY	L 2-1		12-20-5
J. 4	DET	L 5-3		12-21-5
J. 6	NYI	W 2-1		13-21-5
J. 7	@ Van	L 6-1		13-22-5
J. 11	@ Dal	L 3-2		13-23-5
J. 13	@ SJ	W 5-2		14-23-5
J. 15	@ LA	L 5-2		14-24-5
J. 16	@ Ana	L 3-2		14-25-5
J. 18	MIN	L 4-1		14-26-5
J. 20	DAL	L 4-2		14-27-5
J. 23	NSH	L 3-2	SO	14-28-5
J. 25	@ Pho	W 4-3		15-28-5
J. 26	@ Dal	L 3-1		15-29-5
F. 2	LA	L 3-1		15-30-5
F. 4	@ Stt	L 5-3		15-31-5
F. 5	@ CBJ	L 4-3		15-32-5
F. 7	@ Nsh	W 4-0		16-32-5
F. 9	CHI	L 4-1		16-33-5
F. 12	OTT	L 5-3		16-34-5
F. 13	ANA	L 4-0		16-35-5
F. 15	DAL	W 4-1		17-35-5
F. 17	MTL	W 4-1		18-35-5
F. 19	ATL	W 5-3		19-35-5
F. 22	@ Min	L 4-1		19-36-5
F. 23	@ CBJ	W 4-1		20-36-5
F. 25	STL	L 4-2		20-37-5
F. 27	BOS	L 3-2		20-38-5
M. 1	NSH	W 2-1	SO	21-38-5
M. 3	CBJ	W 4-2		22-38-5
M. 5	@ Col	W 5-1		23-38-5
M. 8	@ Phi	L 4-1		23-39-5
M. 9	@ Wsh	L 5-0		23-40-5
M. 11	@ Det	L 2-1	OT	23-41-5
M. 13	@ Pit	L 5-1		23-42-5
M. 17	PHO	L 3-1		23-43-5
M. 19	COL	L 3-2	SO	23-44-5
M. 22	@ Nsh	L 3-1		23-45-5
M. 24	@ Stl	L 4-0		23-46-5
M. 26	CGY	L 5-4	SO	23-47-5
M. 29	LA	L 4-2		23-48-5
M. 31	@ Min	L 2-1		23-49-5
A. 2	@ Van	W 4-1		24-49-5
A. 5	VAN	W 2-0		25-49-5
A. 6	@ Cgy	L 6-1		25-50-5
A. 8	MIN	L 3-1		25-51-5
A. 10	@ Col	L 4-3	OT	25-52-5



# YEARLY RESULTS

## EDMONTON OILERS 2011-12 RESULTS & STATISTICS

X - Denotes did not finish the season with the Oilers

COACH	REGULAR SEASON						GP		GA
	GP	W	L	OTL	PTS		GP	GA	
Tom Renney	82	32	40	10	74		212	239	

5th Northwest Division, 29th Overall. Playoffs: Did Not Qualify

PLAYER	REGULAR SEASON					PLAYOFFS				
	GP	G	A	PTS	PIM	GP	G	A	PTS	PIM
Jordan Eberle	78	34	42	76	10	-	-	-	-	-
Taylor Hall	61	27	26	53	36	-	-	-	-	-
Ryan Nugent-Hopkins	62	18	34	52	16	-	-	-	-	-
Sam Gagner	75	18	29	47	36	-	-	-	-	-
Ryan Smyth	82	19	27	46	82	-	-	-	-	-
Ales Hemsky	69	10	26	36	43	-	-	-	-	-
Shawn Horcoff	81	13	21	34	24	-	-	-	-	-
Ryan Jones	79	17	16	33	42	-	-	-	-	-
Jeff Petry	73	2	23	25	26	-	-	-	-	-
Corey Potter	62	4	17	21	24	-	-	-	-	-
Ryan Whitney	51	3	17	20	16	-	-	-	-	-
X-Tom Gilbert	47	3	14	17	12	-	-	-	-	-
Eric Belanger	78	4	12	16	32	-	-	-	-	-
Ladislav Smid	78	5	10	15	44	-	-	-	-	-
Ben Eager	63	8	5	13	107	-	-	-	-	-
Andy Sutton	52	3	7	10	80	-	-	-	-	-
Lennart Petrell	60	4	5	9	45	-	-	-	-	-
Magnus Paajarvi	41	2	6	8	4	-	-	-	-	-
Anton Lander	56	2	4	6	12	-	-	-	-	-
Teemu Hartikainen	17	2	3	5	6	-	-	-	-	-
Nick Schultz	20	0	4	4	10	-	-	-	-	-
Darcy Hordichuk	43	1	2	3	64	-	-	-	-	-
Theo Peckham	54	1	2	3	80	-	-	-	-	-
Linus Omark	14	3	0	3	8	-	-	-	-	-
Josh Green	7	1	1	2	7	-	-	-	-	-
Cam Barker	25	2	0	2	23	-	-	-	-	-
X-Ryan O'Marra	7	0	1	1	4	-	-	-	-	-
Chris VandeVelde	5	1	0	1	2	-	-	-	-	-
Alex Plante	3	0	1	1	2	-	-	-	-	-
Colten Teubert	24	0	1	1	25	-	-	-	-	-
Philippe Cornet	2	0	1	1	0	-	-	-	-	-
Bryan Rodney	1	0	0	0	0	-	-	-	-	-
Taylor Chorney	3	0	0	0	0	-	-	-	-	-
Milan Kytnar	1	0	0	0	0	-	-	-	-	-

GOALTENDER	REGULAR SEASON						PLAYOFFS					
	GP	MINS	GA	SO	GAA.	W-L-T	GP	MIN	GA	SO	GAA.	W-L
Devan Dubnyk	47	2653	118	2	2.67	20-20-3	-	-	-	-	-	-
Nikolai Khabibulin	40	2261	100	2	2.65	12-20-7	-	-	-	-	-	-
Yann Danis	1	32	2	0	3.75	0-0-0	-	-	-	-	-	-

GP	PLAYOFFS				GA
	W	L	GF	GA	
-	-	-	-	-	-

DATE	OPPONENT	GAME-BY-GAME RESULTS		RECORD
		RESULT	SO	
O. 9	PIT	W. 2-1		1-0-0
O. 13	@ Min	L. 2-3		1-0-1
O. 15	VAN	L. 4-3		1-1-1
O. 17	NSH	W. 3-1		2-1-1
O. 18	@ Cgy	L. 2-1		2-2-1
O. 20	MIN	L. 2-1	SO	2-2-2
O. 22	NYR	W. 2-0		3-2-2
O. 25	VAN	W. 3-2		4-2-2
O. 27	WSH	W. 2-1		5-2-2
O. 28	@ Col	W. 3-1		6-2-2
O. 30	STL	W. 4-2		7-2-2
N. 3	@ LA	W. 3-0		8-2-2
N. 5	@ Pho	L. 4-2		8-3-2
N. 8	@ Mtl	W. 3-1		9-3-2
N. 10	@ Bos	L. 6-3		9-4-2
N. 11	@ Det	L. 3-0		9-5-2
N. 13	@ Chi	L. 3-2		9-6-2
N. 17	OTT	W. 5-2		10-6-2
N. 19	CHI	W. 2-2		10-7-2
N. 21	@ Dal	L. 4-1		10-8-2
N. 22	@ Nsh	W. 6-2		11-8-2
N. 25	@ Min	W. 5-2		12-8-2
N. 26	@ Col	L. 5-2		12-9-2
N. 28	NSH	L. 3-1		12-10-2
N. 30	MIN	L. 3-2	SO	12-10-3
D. 2	CBJ	W. 6-3		13-10-3
D. 3	CGY	L. 5-3		13-11-3
D. 7	CAR	L. 5-3		13-12-3
D. 9	COL	W. 4-0		14-12-3
D. 10	@ Cgy	L. 2-1		14-13-3
D. 15	@ Pho	L. 4-2		14-14-3
D. 17	@ SJ	L. 3-2		14-15-3
D. 19	DET	L. 3-2		14-16-3
D. 22	MIN	W. 4-1		15-16-3
D. 26	@ Van	L. 5-3		15-17-3
D. 29	@ Min	L. 4-3		15-18-3
D. 31	@ NYI	L. 4-1		15-19-3
J. 2	@ Chi	W. 4-3		16-19-3
J. 3	@ Buf	L. 4-3		16-20-3
J. 5	@ Stl	L. 4-3		16-21-3
J. 7	@ Dal	L. 4-1		16-22-3
J. 11	NJ	L. 2-1	OT	16-22-4
J. 13	ANA	L. 5-0		16-23-4
J. 15	LA	W. 2-1	OT	17-23-4
J. 17	@ CBJ	L. 4-2		17-24-4
J. 19	@ Stl	L. 1-0		17-25-4
J. 21	CGY	W. 6-2		17-26-4
J. 23	SJ	W. 2-1	SO	18-26-4
J. 24	@ Van	L. 3-2	SO	18-26-5
J. 31	COL	W. 3-2		19-26-5
F. 2	CHI	W. 8-4		20-26-5
F. 4	DET	W. 5-4	SO	21-26-5
F. 6	@ Tor	L. 6-3		21-27-5
F. 8	@ Det	L. 4-2		21-28-5
F. 11	@ Ott	W. 4-3	OT	22-28-5
F. 15	TOR	L. 4-3	OT	22-28-6
F. 19	COL	L. 3-1		22-29-6
F. 21	VAN	L. 5-2		22-30-6
F. 23	@ Cgy	W. 3-2		23-30-6
F. 25	PHI	W. 2-0		24-30-6
F. 27	PHO	L. 3-1		24-31-6
F. 29	@ Wpg	W. 5-3		25-31-6
M. 2	STL	L. 5-2		25-32-6
M. 5	DAL	L. 3-1		25-33-6
M. 6	@ Ana	L. 4-2		25-34-6
M. 8	@ SJ	W. 3-2	SO	26-34-6
M. 10	MTL	L. 5-3		26-35-6
M. 12	@ Col	L. 3-2	SO	26-35-7
M. 14	CBJ	W. 3-0		26-36-7
M. 16	CGY	W. 3-1		26-36-7
M. 18	Pho	L. 3-2	SO	26-36-8
M. 20	@ Nch	W. 5-3		27-36-8
M. 22	@ TB	L. 3-2	SO	27-36-9
M. 23	@ Fla	W. 2-1	SO	30-36-9
M. 25	@ CBJ	W. 6-3		31-36-9
M. 28	DAL	L. 3-1		31-37-9
M. 30	LA	L. 4-1		31-38-9
A. 1	@ Ana	W. 2-1		32-38-9
A. 2	@ LA	L. 2-0		32-39-9
A. 5	ANA	L. 3-2	OT	32-39-10
A. 7	@ Van	L. 3-0		32-40-10



## EDMONTON OILERS 2012-13 RESULTS &amp; STATISTICS

X - Denotes did not finish the season with the Oilers

COACH	REGULAR SEASON						GA
	GP	W	L	OTL	PTS	GF	
Ralph Krueger	46	19	22	7	45	125	134

3rd Northwest Division, 24th Overall. Playoffs: Did Not Qualify

PLAYOFFS				
GP	W	L	GF	GA
—	—	—	—	—

PLAYER	REGULAR SEASON					PLAYOFFS				
	GP	G	A	PTS	PIM	GP	G	A	PTS	PIM
Taylor Hall	45	16	34	50	33	—	—	—	—	—
Sam Gagner	48	14	24	38	23	—	—	—	—	—
Jordan Eberle	48	16	21	37	16	—	—	—	—	—
Nail Yakupov	48	17	14	31	24	—	—	—	—	—
Justin Schultz	48	8	19	27	8	—	—	—	—	—
Ryan Nugent-Hopkins	40	4	20	24	8	—	—	—	—	—
Ales Hemsky	38	9	11	20	16	—	—	—	—	—
Magnus Paajarvi	42	9	7	16	14	—	—	—	—	—
Ryan Whitney	34	4	9	13	23	—	—	—	—	—
Ryan Smyth	47	2	11	13	40	—	—	—	—	—
Shawn Horcoff	31	7	5	12	24	—	—	—	—	—
Jeff Petry	48	3	9	12	29	—	—	—	—	—
Lennart Petrell	35	3	6	9	4	—	—	—	—	—
Nick Schultz	48	1	8	9	24	—	—	—	—	—
Ryan Jones	27	2	5	7	17	—	—	—	—	—
Mark Fistric	25	0	6	6	32	—	—	—	—	—
Corey Potter	33	3	1	4	6	—	—	—	—	—
Ladislav Smid	48	1	3	4	55	—	—	—	—	—
Teemu Hartikainen	23	1	2	3	6	—	—	—	—	—
Eric Belanger	26	0	3	3	10	—	—	—	—	—
Ben Eager	14	1	1	2	25	—	—	—	—	—
Jerred Smithson	10	1	0	1	2	—	—	—	—	—
Mike Brown	27	1	0	1	53	—	—	—	—	—
Anton Lander	11	0	1	1	2	—	—	—	—	—
Darcy Hordichuk	4	0	0	0	2	—	—	—	—	—
Chris VandeVelde	11	0	0	0	4	—	—	—	—	—
Theo Peckham	4	0	0	0	6	—	—	—	—	—
Mark Arcobello	1	0	0	0	0	—	—	—	—	—

GOALTENDER	REGULAR SEASON					PLAYOFFS				
	GP	MINS	GA	SO	GAA	W-L-T	GP	MIN	GA	SO
Devan Dubnyk	38	2100	90	2	2.57	14-16-6	—	—	—	—
Nikolai Khabibulin	12	683	29	1	2.54	4-6-1	—	—	—	—
Yann Danis	3	110	7	0	3.82	1-0-0	—	—	—	—

GAME-BY-GAME RESULTS					RECORD
DATE	OPPONENT	RESULT			
J. 20	@ Van	W. 3-2	SO		1-0-0
J. 22	SJ	L. 6-3			1-1-0
J. 24	LA	W. 2-1	OT		2-1-0
J. 26	@ Cgy	L. 4-3			2-2-0
J. 28	COL	W. 4-1			3-2-0
J. 30	@ Pho	W. 2-1	OT		4-2-0
J. 31	@ SJ	L. 3-2	SO		4-2-1
F. 2	@ Col	L. 3-1			4-3-1
F. 4	VAN	L. 3-2	OT		4-3-2
F. 6	DAL	L. 3-2	OT		4-3-3
F. 9	@ Det	L. 2-1			4-4-3
F. 10	@ Col	W. 3-1			5-4-3
F. 12	DAL	L. 4-1			5-5-3
F. 16	COL	W. 6-4			6-5-3
F. 19	LA	L. 3-1			6-6-3
F. 21	MIN	L. 3-1			6-7-3
F. 23	PHO	W. 3-2	SO		7-7-3
F. 25	@ Chi	L. 3-2	OT		7-7-4
F. 28	@ Dal	W. 5-1			8-7-4
M. 1	@ Stl	L. 4-2			8-8-4
M. 3	@ Min	L. 4-2			8-9-4
M. 5	@ Col	L. 4-3	SO		8-9-5
M. 7	@ Det	L. 3-0			8-10-5
M. 8	@ Nsh	L. 6-0			8-11-5
M. 10	@ Chi	W. 6-5			9-11-5
M. 12	@ Col	W. 4-0			10-11-5
M. 15	DET	L. 3-2	OT		10-11-6
M. 17	NSH	W. 3-2			11-11-6
M. 20	SJ	L. 4-3	SO		11-11-7
M. 23	STL	L. 3-0			11-12-7
M. 25	@ Nsh	L. 3-2			11-13-7
M. 26	@ Stl	W. 3-0			12-13-7
M. 28	COL	W. 6-4			13-13-7
M. 30	VAN	W. 4-0			14-13-7
A. 1	CGY	W. 4-1			15-13-7
A. 3	@ Cgy	W. 8-2			16-13-7
A. 4	@ Van	L. 4-0			16-14-7
A. 6	@ LA	L. 4-1			16-15-7
A. 8	@ Ana	L. 2-1			16-16-7
A. 10	PHO	L. 3-1			16-17-7
A. 13	CGY	L. 4-1			16-18-7
A. 16	MIN	L. 5-3			16-19-7
A. 19	@ Col	W. 4-1			17-19-7
A. 21	ANA	L. 3-1			17-20-7
A. 22	ANA	L. 3-0			17-21-7
A. 24	CHI	L. 4-1			17-22-7
A. 26	@ Min	W. 6-1			18-22-7
A. 27	VAN	W. 7-2			19-22-7



# YEARLY RESULTS

## EDMONTON OILERS 2013-14 RESULTS & STATISTICS

X - Denotes did not finish the season with the Oilers

COACH	REGULAR SEASON						PLAYOFFS			
	GP	W	L	OTL	PTS	GF	GA	GP	W	L
Dallas Eakins	82	29	44	9	67	203	270	—	—	—

7th Pacific Division, 28th Overall, Playoffs: Did Not Qualify

PLAYER	REGULAR SEASON					PLAYOFFS				
	GP	G	A	PTS	PIM	GP	G	A	PTS	PIM
Jordan Eberle	78	34	42	76	10	—	—	—	—	—
Taylor Hall	75	27	53	80	44	—	—	—	—	—
Jordan Eberle	80	28	37	65	18	—	—	—	—	—
David Perron	78	28	29	57	90	—	—	—	—	—
Ryan Nugent-Hopkins	80	19	37	56	26	—	—	—	—	—
Sam Gagner	67	10	27	37	41	—	—	—	—	—
Justin Schultz	74	11	22	33	16	—	—	—	—	—
X-Ales Hemsky	55	9	17	26	20	—	—	—	—	—
Nail Yakupov	63	11	13	24	36	—	—	—	—	—
Ryan Smyth	72	10	13	23	44	—	—	—	—	—
Boyd Gordon	74	8	13	21	20	—	—	—	—	—
Mark Arcobello	41	4	14	18	8	—	—	—	—	—
Andrew Ference	71	3	15	18	63	—	—	—	—	—
Jeff Petry	80	7	10	17	42	—	—	—	—	—
Philip Larsen	30	3	9	12	8	—	—	—	—	—
Anton Belov	57	1	6	7	34	—	—	—	—	—
Ryan Jones	52	2	4	6	40	—	—	—	—	—
Martin Marincin	44	0	6	6	16	—	—	—	—	—
Jesse Joensuu	42	3	2	5	16	—	—	—	—	—
Will Acton	30	3	2	5	21	—	—	—	—	—
Corey Potter	16	0	5	5	21	—	—	—	—	—
Luke Gazdic	67	2	2	4	127	—	—	—	—	—
X-Nick Schultz	60	0	4	4	24	—	—	—	—	—
Matt Hendricks	33	3	0	3	58	—	—	—	—	—
Oscar Klefbom	17	1	2	3	0	—	—	—	—	—
Taylor Fedun	4	2	0	2	0	—	—	—	—	—
X-Ladislav Smid	17	1	1	2	16	—	—	—	—	—
Steven Pinizzotto	6	0	2	2	15	—	—	—	—	—
Roman Horak	2	1	0	1	0	—	—	—	—	—
Tyler Pitlick	10	1	0	1	0	—	—	—	—	—
Mark Fraser	23	1	0	1	43	—	—	—	—	—
Anton Lander	27	0	1	1	4	—	—	—	—	—
Denis Grebeshkov	7	0	1	1	2	—	—	—	—	—
Ben Eager	7	0	1	1	2	—	—	—	—	—
Brad Hunt	3	0	0	0	0	—	—	—	—	—
X-Mike Brown	8	0	0	0	19	—	—	—	—	—
X-Linus Omark	1	0	0	0	0	—	—	—	—	—
Ryan Hamilton	2	0	0	0	0	—	—	—	—	—

GOALTENDER	REGULAR SEASON					PLAYOFFS				
	GP	MINS	GA	SO	GAA	W-L-T	GP	MIN	GA	SO
X-Devan Dubnyk	32	1678	94	2	3.36	11-17-2	—	—	—	—
Ben Scrivens	21	1235	62	1	3.01	9-11-0	—	—	—	—
X-Ilya Bryzgalov	20	1135	57	1	3.01	5-8-5	—	—	—	—
Viktor Fasth	7	396	18	0	2.73	3-3-1	—	—	—	—
Jason Labarbera	7	348	19	0	3.28	1-3-0	—	—	—	—
Richard Bachman	3	139	7	0	3.02	0-2-1	—	—	—	—

PLAYOFFS				GA	
GP	W	L	GF	GA	
—	—	—	—	—	—

DATE	GAME-BY-GAME RESULTS		RECORD
	OPPONENT	RESULT	
O. 1	WPG	L 5-4	0-1-0
O. 5	@ VAN	L 6-2	0-2-0
O. 7	NJD	W 5-4	1-2-0
O. 10	MTL	L 4-1	1-3-0
O. 12	@ TOR	L 4-2	1-4-1
O. 14	@ WSH	L 4-2	1-5-1
O. 15	@ PIT	L 3-2	1-6-1
O. 17	@ NYI	L 3-2	1-7-1
O. 19	@ OTT	W 3-1	2-6-1
O. 22	@ MTL	W 4-3	3-6-1
O. 24	WSH	L 4-1	3-7-1
O. 26	@ PHX	L 5-4	3-8-1
O. 27	@ LAK	L 2-1	3-9-2
O. 29	TOR	L 4-0	3-10-2
N. 2	DET	L 5-0	3-11-2
N. 5	@ FLA	W 4-3	4-11-2
N. 7	@ TBL	L 4-2	4-12-2
N. 9	@ PHI	L 4-2	4-13-2
N. 10	@ CHI	L 5-4	4-14-2
N. 13	DAL	L 3-1	4-15-2
N. 15	SJS	L 3-1	4-16-2
N. 16	@ CGY	W 4-2	5-16-2
N. 19	CBJ	W 7-0	6-16-2
N. 21	FLA	W 4-1	7-16-2
N. 25	CHI	L 5-1	7-17-2
N. 28	@ NSH	W 3-0	8-17-2
N. 29	@ CBJ	L 4-2	8-18-2
D. 1	@ DAL	W 3-2	9-17-2
D. 3	PHX	L 6-2	9-18-2
D. 5	COL	W 8-2	10-18-2
D. 7	@ CGY	L 2-1	10-19-2
D. 10	CAR	W 5-2	11-19-2
D. 12	BOS	L 4-0	11-20-2
D. 13	@ VAN	L 4-0	11-21-2
D. 15	@ ANA	L 3-2	11-22-2
D. 17	@ LAK	L 3-0	11-23-2
D. 19	@ COL	L 4-2	11-24-2
D. 21	STL	L 6-0	11-25-2
D. 23	WPG	W 6-2	12-24-2
D. 27	@ CGY	W 2-0	13-24-2
D. 28	PHI	L 4-3	13-24-3
D. 31	@ PHX	L 4-3	13-24-4
J. 2	@ SJS	L 5-1	13-25-4
J. 3	@ ANA	L 5-2	13-26-4
J. 5	TBL	W 5-3	14-26-4
J. 7	STL	L 5-2	14-27-4
J. 10	PIT	W 4-3	15-27-4
J. 12	@ CHI	L 4-2	15-28-4
J. 14	@ DAL	L 5-2	15-29-4
J. 16	@ MIN	L 4-1	15-30-4
J. 18	@ WPG	L 3-2	15-31-4
J. 21	VAN	L 2-1	15-32-4
J. 24	PHX	L 4-3	15-33-4
J. 26	NSH	W 5-1	16-32-4
J. 27	@ VAN	W 4-2	17-32-4
J. 29	SJS	W 3-0	18-32-4
F. 1	@ BOS	L 4-0	18-33-4
F. 3	@ BUF	W 3-2	19-33-4
F. 6	@ NYR	W 2-1	20-33-4
F. 7	@ NJD	L 2-1	20-34-4
F. 27	MIN	L 2-0	20-35-4
M. 1	@ CGY	L 3-2	20-36-4
M. 4	OTT	W 3-2	21-34-4
M. 6	NYI	W 3-2	22-34-4
M. 9	LAK	L 4-2	22-35-4
M. 11	@ MIN	W 4-3	23-35-4
M. 13	@ STL	L 6-2	23-36-4
M. 14	@ DET	L 2-1	23-37-4
M. 16	@ CAR	W 2-1	24-36-4
M. 18	NSH	W 5-1	25-36-4
M. 20	BUF	L 3-1	25-37-4
M. 22	CGY	L 8-1	25-38-4
M. 25	SJS	L 5-2	25-39-4
M. 28	ANA	W 4-3	26-39-4
M. 30	NYR	L 5-0	26-40-4
A. 1	@ SJS	L 5-4	26-41-4
A. 2	@ ANA	L 3-2	26-42-4
A. 4	@ PHX	W 3-2	27-42-4
A. 6	ANA	W 4-2	28-42-4
A. 8	COL	L 4-1	28-43-4
A. 10	LAK	L 3-0	28-44-4
A. 12	VAN	W 5-2	29-44-4



## EDMONTON OILERS 2014-15 RESULTS &amp; STATISTICS

X - Denotes did not finish the season with the Oilers

COACH	REGULAR SEASON					PLAYOFFS						
	GP	W	L	OTL	PTS	GF	GA	GP	W	L	GF	GA
Dallas Eakins (7-19-5)												
Craig MacTavish (0-3-2)	82	24	44	14	62	193	276	—	—	—	—	—
Todd Nelson (17-22-7)	6th Pacific Division, 28th Overall, Playoffs: Did Not Qualify											

PLAYER	REGULAR SEASON					PLAYOFFS					GAME-BY-GAME RESULTS			
	GP	G	A	PTS	PIM	GP	G	A	PTS	PIM	DATE	OPPONENT	RESULT	RECORD
Jordan Eberle	81	24	39	63	24	—	—	—	—	—	O. 09	@ CGY	L 3-2	0-1-0
Ryan Nugent-Hopkins	76	24	32	56	25	—	—	—	—	—	O. 11	@ VAN	SOL 5-4	0-1-1
Taylor Hall	53	14	24	38	40	—	—	—	—	—	O. 14	@ LAK	L 6-4	0-2-1
Benoit Pouliot	58	19	15	34	28	—	—	—	—	—	O. 15	@ ARI	L 2-1	0-3-1
Teddy Purcell	82	12	22	34	24	—	—	—	—	—	O. 17	VAN	L 2-0	0-4-1
Nail Yakupov	81	14	19	33	18	—	—	—	—	—	O. 20	TBL	W 3-2	1-4-1
Justin Schultz	81	6	25	31	12	—	—	—	—	—	O. 22	WSH	W 3-2	2-4-1
Derek Roy	46	11	11	22	22	—	—	—	—	—	O. 24	CAR	W 6-3	3-4-1
Anton Lander	38	6	14	20	14	—	—	—	—	—	O. 27	MTL	W 3-0	4-4-1
Oscar Klefbom	60	2	18	20	4	—	—	—	—	—	O. 29	NSH	L 4-1	4-5-1
X-David Perron	38	5	14	19	20	—	—	—	—	—	N. 01	VAN	L 3-2	4-6-1
Matt Hendricks	71	8	8	16	76	—	—	—	—	—	N. 04	@ PHI	L 4-2	4-7-1
X-Jeff Petry	59	4	11	15	32	—	—	—	—	—	N. 06	@ BOS	L 3-2	4-8-1
Andrew Ference	70	3	11	14	39	—	—	—	—	—	N. 07	@ BUF	W 3-2	5-8-1
Boyd Gordon	68	6	7	13	17	—	—	—	—	—	N. 09	@ NYR	W 3-1	6-8-1
X-Mark Arcobello	36	7	5	12	12	—	—	—	—	—	N. 11	@ NSH	L 3-2	6-9-1
Nikita Nikitin	42	4	6	10	12	—	—	—	—	—	N. 13	OTT	L 4-3 (OT)	6-9-2
Matt Fraser	36	5	4	9	10	—	—	—	—	—	N. 16	ARI	L 2-1	6-10-2
Leon Draisaitl	37	2	7	9	4	—	—	—	—	—	N. 19	VAN	L 5-4	6-11-2
Mark Fayne	74	2	6	8	14	—	—	—	—	—	N. 21	NJD	L 2-0	6-12-2
Andrew Miller	9	1	5	6	0	—	—	—	—	—	N. 22	CHI	L 7-1	6-13-2
Martin Marincin	41	1	4	5	16	—	—	—	—	—	N. 25	@ DAL	L 3-2	6-14-2
Jesse Joensuu	20	2	2	4	14	—	—	—	—	—	N. 27	@ NSH	L 1-0 (OT)	6-14-3
Steven Pinizzotto	18	2	2	4	30	—	—	—	—	—	N. 28	@ STL	L 2-3 (OT)	6-14-4
Rob Klinkhammer	40	1	2	3	23	—	—	—	—	—	O. 01	ARI	L 4-3	6-14-5
Luke Gazdic	40	2	1	3	43	—	—	—	—	—	O. 03	@ WPG	L 3-2 (OT)	6-15-5
Iiro Pakarinen	17	1	2	3	2	—	—	—	—	—	D. 07	SJS	W 2-1	7-15-5
Brad Hunt	11	1	2	3	0	—	—	—	—	—	D. 09	@ SJS	L 2-2	7-16-5
Ryan Hamilton	16	1	1	2	6	—	—	—	—	—	D. 10	@ ANA	L 2-1	7-17-5
Tyler Pittlick	17	2	0	2	4	—	—	—	—	—	D. 12	ANA	L 4-2	7-18-5
David Musil	4	0	2	2	2	—	—	—	—	—	D. 14	NYR	L 2-0	7-19-5
Keith Aulie	31	0	1	1	66	—	—	—	—	—	D. 16	@ ARI	L 2-1 (OT)	7-19-6
Brandon Davidson	12	1	0	1	0	—	—	—	—	—	D. 18	@ SJS	L 4-3	7-20-6
Jordan Oesterle	6	0	1	1	0	—	—	—	—	—	D. 21	DAL	SOL 6-3	7-20-7
Curtis Hamilton	1	0	0	0	5	—	—	—	—	—	D. 23	ARI	L 4-1	7-21-7
X-Will Acton	3	0	0	0	5	—	—	—	—	—	D. 27	@ CGY	L 4-1	7-22-7
Bogdan Yakimov	1	0	0	0	0	—	—	—	—	—	D. 30	LAK	W 3-2 (SO)	8-22-7
Darnell Nurse	2	0	0	0	0	—	—	—	—	—	D. 31	@ CGY	L 4-3 (OT)	8-22-8
Ben Scrivens	57	3228	170	1	3.16	15-26-11	—	—	—	—	J. 02	@ COL	SOL 2-1	8-22-9
Viktor Fasth	26	1336	76	0	3.41	6-15-3	—	—	—	—	J. 04	NYI	W 5-2	9-22-9
Richard Bachman	7	317	15	1	2.84	3-2-0	—	—	—	—	J. 06	DET	L 4-2	9-23-9
Laurent Brossoit	1	60	2	0	2.00	0-1-0	—	—	—	—	J. 09	CHI	W 5-2	10-23-9
Tyler Bunz	1	20	3	0	9.00	0-0-0	—	—	—	—	J. 11	FLA	L 4-2	10-24-9
											J. 13	@ STL	L 4-2	10-24-10
											J. 15	@ SBL	L 4-5	10-26-10
											J. 17	@ FLA	W 3-2 (SO)	11-26-10
											J. 20	@ WSH	W 3-4 (SO)	12-26-10
											J. 27	MIN	L 2-1	12-27-10
											J. 29	BUF	W 3-2	13-27-10
											J. 31	@ CGY	L 4-2	13-28-10
											F. 02	@ SJS	W 5-4 (SO)	14-28-10
											F. 04	PIT	L 2-0	14-29-10
											F. 07	@ TOR	L 5-1	14-30-10
											F. 09	@ NUD	W 2-1	15-30-10
											F. 10	NYI	L 4-2	15-31-10
											F. 12	@ MTL	W 3-2 (OT)	16-31-10
											F. 14	@ OTT	W 5-2	16-32-10
											F. 16	@ WPG	SOL 5-4	16-32-10
											F. 18	BOS	W 4-3 (SO)	17-32-10
											F. 20	MIN	L 4-0	17-33-10
											F. 21	ANA	L 2-1	17-34-10
											F. 24	@ MIN	W 2-1	18-34-10
											F. 28	STL	L 2-2	18-35-10
											M. 03	LAK	L 5-2	18-36-10
											M. 06	@ CHI	SOL 2-1	18-36-11
											M. 08	@ CAR	L 4-2	18-37-11
											M. 09	@ DET	L 4-2	18-38-11
											M. 12	@ PIT	L 6-2	18-39-11
											M. 13	@ CBJ	SOL 5-4	18-39-12
											M. 16	TOR	W 4-1	19-39-12
											M. 18	CBJ	SOL 4-3	19-39-13
											M. 21	PHI	W 5-4 (OT)	20-39-13
											M. 23	WPG	L 4-1	20-40-13
											M. 25	COL	W 4-3	21-40-13
											M. 27	DAL	W 4-0	22-40-13
											M. 30	@ COL	W 4-1	23-40-13
											A. 01	@ ANA	L 4-1	23-41-13
											A. 02	@ LAK	L 8-2	23-42-13
											A. 04	CGY	L 4-0	23-43-13
											A. 07	LAK	W 4-2	24-43-13
											A. 09	SJS	L 3-1	24-44-13
											A. 11	@ VAN	L 6-5 (OT)	24-44-14



# YEARLY RESULTS

## EDMONTON OILERS 2015-16 RESULTS & STATISTICS

X - Denotes did not finish the season with the Oilers

COACH	REGULAR SEASON						
	GP	W	L	OTL	PTS	GF	GA
Todd McLellan	82	31	43	8	70	199	242
7th Pacific Division, 29th Overall, Playoffs: Did Not Qualify							

PLAYOFFS					
GP	W	L	GF	GA	
—	—	—	—	—	—

PLAYER	REGULAR SEASON					PLAYOFFS				
	GP	G	A	PTS	PIM	GP	G	A	PTS	PIM
Taylor Hall	82	26	39	65	54	—	—	—	—	—
Leon Draisaitl	72	19	32	51	20	—	—	—	—	—
Connor McDavid	45	16	32	48	18	—	—	—	—	—
Jordan Eberle	69	25	22	47	14	—	—	—	—	—
Benoit Pouliot	55	14	22	36	30	—	—	—	—	—
Ryan Nugent-Hopkins	55	12	22	34	18	—	—	—	—	—
X-Teddy Purcell	61	11	21	32	10	—	—	—	—	—
Andrej Sekera	81	6	24	30	12	—	—	—	—	—
Mark Letestu	82	10	15	25	10	—	—	—	—	—
Nail Yakupov	60	8	15	23	24	—	—	—	—	—
Lauri Korpikoski	71	10	12	22	10	—	—	—	—	—
Patrick Maroon	16	8	6	14	34	—	—	—	—	—
Iiro Pakarinen	63	5	8	13	8	—	—	—	—	—
Matt Hendricks	68	5	7	12	82	—	—	—	—	—
Oscar Klefbom	30	4	8	12	6	—	—	—	—	—
Brandon Davidson	51	4	7	11	20	—	—	—	—	—
Darnell Nurse	69	3	7	10	60	—	—	—	—	—
X-Justin Schultz	45	3	7	10	14	—	—	—	—	—
Zack Kassian	36	3	5	8	114	—	—	—	—	—
Mark Fayne	69	2	5	7	18	—	—	—	—	—
Eric Gryba	53	1	5	6	75	—	—	—	—	—
Adam Clendening	20	1	5	6	10	—	—	—	—	—
Jordan Oesterle	17	0	5	5	0	—	—	—	—	—
Anton Lander	61	1	2	3	18	—	—	—	—	—
Adam Pardy	9	0	3	3	6	—	—	—	—	—
Juhar Khaira	15	0	2	2	13	—	—	—	—	—
Rob Klunkhammer	14	1	0	1	6	—	—	—	—	—
Luke Gazdic	29	1	0	1	24	—	—	—	—	—
Griffin Reinhart	29	0	1	1	20	—	—	—	—	—
Nikita Nikitin	11	0	1	1	8	—	—	—	—	—
Anton Slepyshev	11	0	1	1	2	—	—	—	—	—
Andrew Ference	6	0	0	0	6	—	—	—	—	—
Brad Hunt	7	0	0	0	2	—	—	—	—	—
Andrew Miller	6	0	0	0	0	—	—	—	—	—
Adam Cracknell	8	0	0	0	6	—	—	—	—	—

GOALTENDER	REGULAR SEASON					PLAYOFFS				
	GP	MINS	GA	SO	GAA	W-L-T	GP	MIN	GA	GAA
Cam Talbot	56	3223	137	3	2.55	21-27-5	—	—	—	—
X-Anders Nilsson	26	1413	74	0	3.14	10-12-2	—	—	—	—
Laurent Brossoit	5	300	18	0	3.60	0-4-1	—	—	—	—

DATE	OPPONENT	GAME-BY-GAME RESULTS		RECORD
		RESULT		
O. 08	@ STL	L 1-3		0-1-0
O. 10	@ WCH	L 0-2		0-2-0
O. 13	@ DAL	L 2-4		0-3-0
O. 15	STL	L 2-4		0-4-0
O. 17	@ CGY	W 5-2		1-4-0
O. 18	@ VAN	W 2-1		2-4-0
O. 21	DET	W 3-1		3-4-0
O. 23	WSH	L 4-7		3-5-0
O. 25	LAK	L 2-3		3-6-0
O. 27	@ MIN	L 3-4		3-7-0
O. 29	MTL	W 4-3		4-7-0
O. 31	CGY	L 4-2		4-8-0
N. 03	CHI	W 1-2		5-8-0
N. 06	PIT	L 1-2		5-9-0
N. 08	@ CHI	L 2-4		5-10-0
N. 11	@ ANA	W 4-3		6-10-0
N. 12	@ ARI	L 1-4		6-11-0
N. 14	@ LAK	L 3-4		6-12-0
N. 18	CHI	L 3-4	OT	6-12-1
N. 20	NJD	W 5-1		7-12-1
N. 23	@ WSH	L 0-1		7-13-1
N. 25	@ DET	L 3-4		7-14-1
N. 27	@ CAR	L 1-4		7-14-2
N. 28	@ PIT	W 2-2		8-14-2
N. 30	@ TOR	L 0-3		8-15-2
D. 02	BOS	W 2-2		9-15-2
D. 04	DAL	W 4-2		10-15-2
D. 06	BUF	W 4-2		11-15-2
D. 09	SJS	W 4-3		12-15-2
D. 11	NYR	W 7-5		13-15-2
D. 14	@ BOS	W 3-2		14-15-2
D. 15	@ NYR	L 2-4		14-16-2
D. 17	@ CHI	L 0-1		14-17-2
D. 19	@ COL	L 1-5		14-18-2
D. 21	WPG	L 1-2		15-18-2
D. 25	@ VAN	L 1-2	OT	15-19-2
D. 27	@ CGY	L 3-5		15-20-2
D. 29	LAK	L 2-5		15-20-3
D. 31	ANA	L 0-1		15-21-3
J. 02	ARI	W 3-3		16-21-3
J. 04	CAR	W 1-0		17-21-3
J. 08	TBL	L 2-3		17-22-3
J. 10	FLA	L 1-2		17-23-3
J. 12	@ ARI	L 1-2	OT	17-24-3
J. 14	@ SJS	L 3-1	SO	17-25-3
J. 18	CGY	W 1-1		18-25-3
J. 19	@ FLA	W 4-2		19-25-3
J. 21	@ TBL	L 4-6		19-26-3
J. 23	@ DAL	L 2-3		19-27-3
F. 02	NSH	L 1-4		19-28-3
F. 04	CBJ	W 5-1		20-28-3
F. 06	@ OTT	W 7-2		21-28-3
F. 07	@ MTL	L 1-5		21-29-3
F. 09	@ NYI	L 1-8		21-30-3
F. 11	@ NJD	L 1-2		21-31-3
F. 13	TOR	W 5-2		22-31-3
F. 15	WPG	L 1-2		22-32-3
F. 16	ANA	L 1-3	SO	22-33-3
F. 18	MIN	L 3-5		22-34-3
F. 20	COL	L 2-3		22-35-3
F. 23	OTT	L 1-4		22-36-3
F. 25	@ LAK	L 1-2		22-37-3
F. 26	@ ANA	L 1-2	OT	22-38-3
F. 28	NYI	W 3-1		23-38-3
M. 01	@ BUF	W 2-1		24-38-3
M. 03	@ PHI	W 4-0		25-38-3
M. 04	@ CBJ	L 3-6		25-39-3
M. 06	@ WPG	W 2-5		26-39-3
M. 08	SJS	L 0-3		26-40-3
M. 10	@ MIN	W 2-1		27-40-3
M. 12	ARI	L 0-4		27-41-3
M. 14	NSH	L 2-3		27-42-3
M. 16	STL	W 6-4		28-42-3
M. 18	VAN	W 2-0		29-42-3
M. 20	COL	L 2-3		29-43-3
M. 22	@ ARI	L 2-4		29-44-3
M. 24	@ LAK	W 8-2		30-44-3
M. 26	ANA	L 1-2		30-45-3
M. 28	ANA	L 1-2		30-46-3
A. 02	CGY	L 0-5		30-47-3
A. 06	VAN	W 6-2		31-47-3
A. 09	@ VAN	L 3-4	SO	31-48-3



## EDMONTON OILERS 2016-17 RESULTS &amp; STATISTICS

X - Denotes did not finish the season with the Oilers

COACH	REGULAR SEASON						PLAYOFFS				
	GP	W	L	OTL	PTS	GF	GA	GP	W	L	GF
Todd McLellan	82	47	26	9	103	247	212	13	7	6	21

2nd Pacific Division, 8th Overall; Playoffs: Lost Conference Semi-Final

PLAYER	REGULAR SEASON					PLAYOFFS				
	GP	G	A	PTS	PIM	GP	G	A	PTS	PIM
Connor McDavid	82	30	70	100	26	13	5	4	9	2
Leon Draisaitl	82	29	48	77	20	13	6	10	16	19
Jordan Eberle	82	20	31	51	16	13	0	2	2	2
Milan Lucic	82	23	27	50	50	13	2	4	6	20
Ryan Nugent-Hopkins	82	18	25	43	29	13	0	4	4	2
Patrick Maroon	81	27	15	42	95	13	3	5	8	28
Oscar Klefbom	82	12	26	38	6	12	2	3	5	0
Mark Letestu	78	16	19	35	17	13	5	6	11	2
Andrej Sekera	80	8	27	35	18	11	1	2	3	2
Zack Kassian	79	7	17	24	101	13	3	0	3	27
Adam Larsson	79	4	15	19	55	13	2	4	6	4
Drake Cagigiula	60	7	11	18	16	13	3	0	3	25
Matt Benning	62	3	12	15	29	12	0	3	3	12
Benoit Pouliot	67	8	6	14	34	13	0	0	0	4
Kris Russell	68	1	12	13	23	13	0	4	4	4
Tyler Pittick	31	8	3	11	6	-	-	-	-	-
Darnell Nurse	44	5	6	11	33	13	0	2	2	6
Anton Slepyshev	41	4	6	10	4	12	3	0	3	4
Jesse Puljujarvi	28	1	7	8	10	-	-	-	-	-
Matt Hendricks	42	4	3	7	29	-	-	-	-	-
Eric Gryba	40	2	4	6	65	3	0	0	0	4
David Desharnais	18	2	2	4	6	13	1	3	4	0
Iiro Pakarinen	14	2	2	4	2	1	0	0	0	0
Anton Lander	22	1	3	4	6	-	-	-	-	-
Mark Fayne	4	0	2	2	0	-	-	-	-	-
Juhar Khaira	10	1	0	1	2	-	-	-	-	-
X - Brandon Davidson	28	0	1	1	16	-	-	-	-	-
Dillon Simpson	3	0	0	0	2	-	-	-	-	-
Jordan Oesterle	2	0	0	0	0	-	-	-	-	-
X - Taylor Beck	3	0	0	0	4	-	-	-	-	-

GOALTENDER	REGULAR SEASON					PLAYOFFS				
	GP	MIN	GA	SO	GAA	W-L-T	GP	MIN	GA	SO
Cam Talbot	73	4,294	171	7	2.39	42-22-0-8	13	799	33	2
Laurent Brossoit	8	332	11	0	1.99	4-1-0-0	1	27	2	0
Jonas Gustavsson	7	328	17	0	3.10	1-3-0-1	-	-	-	-

PLAYOFFS				
GP	W	L	GF	GA
13	7	6	21	24

DATE	GAME-BY-GAME RESULTS		RECORD
	OPPONENT	RESULT	
O. 12	@ CGY	W 7-4	1-0-0
O. 14	@ CGY	W 7-2	2-0-0
O. 16	BUF	W 3-2	2-1-0
O. 18	CAR	W 3-2	3-1-0
O. 20	STL	W 3-1	4-1-0
O. 23	@ WPG	W 3-0	5-1-0
O. 26	WSH	W 4-1	6-1-0
O. 28	@ VAN	W 2-0	7-1-0
O. 30	OTT	L 0-2	7-2-0
N. 1	@ TOR	L 2-3	OT 7-3-1
N. 3	@ NYR	W 3-3	7-3-1
N. 5	@ NYI	W 4-3	SO 8-3-1
N. 8	@ PIT	W 2-4	9-4-1
N. 11	DAL	L 2-3	9-5-1
N. 13	NYR	L 1-3	9-6-1
N. 15	@ ANA	L 1-4	9-7-1
N. 17	@ LAK	L 2-4	9-8-1
N. 19	@ DAL	W 5-2	10-8-1
N. 21	CHI	W 3-0	11-8-1
N. 23	@ COL	W 6-3	12-8-1
N. 25	@ ARI	L 2-3	SO 12-8-2
N. 27	ARI	L 2-3	12-9-2
N. 29	TOR	L 2-4	12-10-2
D. 1	@ WPG	W 6-3	13-10-2
D. 3	ANA	W 3-2	OT 14-10-2
D. 4	MIN	L 1-2	OT 14-10-3
D. 6	@ BUF	L 3-4	OT 14-10-4
D. 8	@ PHI	L 5-6	14-11-4
D. 9	@ MIN	L 2-3	SO 14-11-5
D. 11	WPG	W 3-2	15-11-5
D. 13	CBJ	L 1-3	15-12-5
D. 17	TBL	W 3-2	SO 16-12-5
D. 19	@ STL	W 3-2	OT 17-12-5
D. 21	@ ARI	W 3-1	18-12-5
D. 23	@ SJS	W 3-1	OT 19-12-5
D. 29	LAK	W 3-1	20-12-6
D. 31	VAN	L 2-3	SO 19-12-7
1. 3	@ CBJ	L 1-3	19-13-7
1. 5	@ BOS	W 4-3	20-13-7
1. 7	@ NUD	W 2-1	OT 21-13-7
1. 8	@ OTT	L 3-5	21-14-7
1. 10	SJS	L 3-5	21-15-7
1. 12	NUD	W 3-2	OT 22-15-7
1. 14	CGY	W 2-1	SO 23-15-7
1. 16	ARI	W 2-1	24-15-7
1. 18	FLA	W 4-1	25-15-7
1. 20	NSH	L 2-3	SO 25-15-8
1. 21	@ CGY	W 7-3	26-15-8
1. 25	@ ANA	W 4-0	27-15-8
1. 26	@ SJS	W 4-1	28-15-8
1. 31	MIN	L 2-5	28-16-8
2. 2	@ NSH	L 0-2	28-17-8
2. 3	@ CAR	L 1-2	28-18-8
2. 5	@ MTL	W 1-0	SO 29-18-8
2. 14	CHI	L 1-5	29-19-8
2. 16	PHI	W 6-3	30-19-8
2. 18	@ CHI	W 3-1	31-19-8
2. 21	@ TBL	L 1-4	32-19-8
2. 22	@ FLA	W 4-3	33-20-8
2. 24	@ WSH	L 1-2	33-21-8
2. 26	@ NSH	L 4-5	33-22-8
2. 28	@ STL	W 2-1	34-22-8
3. 4	DET	W 4-3	35-22-8
3. 7	NYI	L 1-4	35-23-8
3. 12	PIT	L 2-3	SO 35-23-9
3. 14	MTL	W 1-1	36-24-9
3. 16	DAL	W 7-4	37-24-9
3. 18	BOS	W 7-4	38-24-9
3. 20	VAN	W 2-0	39-24-9
3. 22	LAK	W 2-0	40-24-9
3. 24	@ ANA	L 3-4	40-25-9
3. 26	@ COL	W 7-4	41-25-9
3. 28	COL	W 4-1	42-25-9
3. 30	LAK	W 2-1	43-25-9
4. 1	SJS	W 3-2	44-25-9
4. 2	ANA	L 3-2	OT 44-26-9
4. 4	@ LAK	L 1-6	44-27-9
4. 6	@ SJS	W 4-2	45-26-9
4. 8	@ VAN	W 4-2	46-26-9
4. 9	VAN	W 5-2	47-26-9



STANLEY CUP  
PLAYOFFS





## OILERS YEARLY PLAYOFF RECORD 1979-80 TO 2016-17

SEASON	SERIES	W	L	PCT	GP	W	L	PCT	GF	GA	OT		HOME		AWAY	
											W	L	W	L	W	L
1979-80	1	0	1	0.000	3	0	3	0.000	6	12	0	2	0	1	0	2
1980-81	2	1	1	0.500	9	5	4	0.556	35	35	0	1	2	2	3	2
1981-82	1	0	1	0.000	5	2	3	0.400	23	27	1	1	1	2	1	1
1982-83	4	3	1	0.750	16	11	5	0.688	80	50	0	0	7	2	4	3
1983-84	4	4	0	1.000	19	15	4	0.789	94	56	1	2	9	2	6	2
1984-85	4	4	0	1.000	18	15	3	0.833	98	57	2	0	10	0	5	3
1985-86	2	1	1	0.500	10	6	4	0.600	41	30	1	0	3	3	3	1
1986-87	4	4	0	1.000	21	16	5	0.762	87	57	2	0	9	3	7	2
1987-88	4	4	0	1.000	18	16	2	0.889	84	53	2	0	11	0	5	2
1988-89	1	0	1	0.000	7	3	4	0.429	20	25	0	0	2	1	1	3
1989-90	4	4	0	1.000	22	16	5	0.727	93	60	3	1	8	3	8	3
1990-91	3	2	1	0.667	18	9	9	0.500	57	60	4	2	6	3	3	6
1991-92	3	2	1	0.667	16	8	8	0.500	49	54	1	1	5	3	3	5
1992-93	DID NOT QUALIFY FOR THE STANLEY CUP PLAYOFFS															
1993-94	DID NOT QUALIFY FOR THE STANLEY CUP PLAYOFFS															
1994-95	DID NOT QUALIFY FOR THE STANLEY CUP PLAYOFFS															
1995-96	DID NOT QUALIFY FOR THE STANLEY CUP PLAYOFFS															
1996-97	2	1	1	0.500	12	5	7	0.417	32	37	3	1	2	3	3	4
1997-98	2	1	1	0.500	12	5	7	0.417	24	25	0	2	1	4	4	3
1998-99	1	0	1	0.000	4	0	4	0.000	7	11	0	1	0	2	0	2
1999-00	1	0	1	0.000	5	1	4	0.200	11	14	0	0	1	1	0	3
2000-01	1	0	1	0.000	6	2	4	0.333	13	16	1	3	1	2	1	2
2001-02	DID NOT QUALIFY FOR THE STANLEY CUP PLAYOFFS															
2002-03	1	0	1	0.000	6	2	4	0.333	11	20	0	0	1	2	1	2
2003-04	DID NOT QUALIFY FOR THE STANLEY CUP PLAYOFFS															
2004-05																
2005-06	4	3	1	0.750	24	15	9	0.625	70	61	3	1	8	3	7	6
2006-07	DID NOT QUALIFY FOR THE STANLEY CUP PLAYOFFS															
2007-08	DID NOT QUALIFY FOR THE STANLEY CUP PLAYOFFS															
2008-09	DID NOT QUALIFY FOR THE STANLEY CUP PLAYOFFS															
2009-10	DID NOT QUALIFY FOR THE STANLEY CUP PLAYOFFS															
2010-11	DID NOT QUALIFY FOR THE STANLEY CUP PLAYOFFS															
2011-12	DID NOT QUALIFY FOR THE STANLEY CUP PLAYOFFS															
2012-13	DID NOT QUALIFY FOR THE STANLEY CUP PLAYOFFS															
2013-14	DID NOT QUALIFY FOR THE STANLEY CUP PLAYOFFS															
2014-15	DID NOT QUALIFY FOR THE STANLEY CUP PLAYOFFS															
2015-16	DID NOT QUALIFY FOR THE STANLEY CUP PLAYOFFS															
2016-17	2	1	1	0.500	13	7	6	0.538	36	35	1	3	3	3	4	3
<b>TOTALS</b>	<b>51</b>	<b>35</b>	<b>16</b>	<b>0.686</b>	<b>264</b>	<b>159</b>	<b>104</b>	<b>0.602</b>	<b>971</b>	<b>795</b>	<b>25</b>	<b>21</b>	<b>90</b>	<b>45</b>	<b>69</b>	<b>60</b>



## OILERS PLAYOFF RECORD VS. OPPONENTS (1979-80 TO 2016-17)

SEASON	SERIES	W	L	PCT	GP	W	L	PCT	GF	GA	OT		HOME		AWAY	
											W	L	W	L	W	L
Anaheim	2	1	1	0.500	12	7	5	0.583	30	34	0	2	2	3	5	2
Boston	2	2	0	1.000	9	8	1	0.889	38	17	1	0	4	1	4	0
Calgary	5	4	1	0.800	30	19	11	0.633	132	96	3	3	10	6	9	5
Carolina	1	0	1	0.000	7	3	4	0.429	16	19	1	0	2	1	1	3
Chicago	4	3	1	0.750	20	12	8	0.600	102	77	0	1	7	3	5	5
Colorado	2	1	1	0.500	12	5	7	0.417	30	35	0	2	2	3	3	4
Dallas	8	2	6	0.250	42	15	27	0.357	104	118	4	5	7	13	8	14
Detroit	3	3	0	1.000	16	12	4	0.650	58	43	2	1	7	2	5	2
Los Angeles	7	5	2	0.714	36	24	12	0.667	154	127	7	2	14	5	10	7
Montreal	1	1	0	1.000	3	3	0	1.000	15	6	0	0	1	0	2	0
NY Islanders	3	1	2	0.333	15	6	9	0.400	47	58	0	1	4	4	2	5
Philadelphia	3	2	1	0.667	15	8	7	0.533	49	44	1	2	6	2	2	5
San Jose	2	2	0	1.000	12	8	4	0.667	31	26	2	1	5	1	3	3
Vancouver	2	2	0	1.000	9	7	2	0.778	35	20	1	0	5	0	2	2
Winnipeg	6	6	0	1.000	26	22	4	0.846	120	75	3	1	14	1	8	3
<b>TOTALS</b>	<b>51</b>	<b>35</b>	<b>16</b>	<b>0.686</b>	<b>264</b>	<b>159</b>	<b>105</b>	<b>0.602</b>	<b>961</b>	<b>795</b>	<b>25</b>	<b>21</b>	<b>90</b>	<b>45</b>	<b>69</b>	<b>60</b>

## OILERS RECORD IN THE STANLEY CUP FINAL

SEASON	SERIES	W	L	PCT	GP	W	L	PCT	GF	GA	OT		HOME		AWAY	
											W	L	W	L	W	L
Boston	2	2	0	1.000	9	8	1	0.889	38	17	1	0	4	1	4	0
Carolina	1	0	1	0.000	7	3	4	0.429	16	19	1	0	2	1	1	3
NY Islanders	2	1	1	0.500	9	4	5	0.444	27	29	0	0	3	2	1	3
Philadelphia	2	2	0	1.000	12	8	4	0.667	43	32	1	0	6	1	2	3
<b>TOTALS</b>	<b>7</b>	<b>5</b>	<b>2</b>	<b>0.714</b>	<b>37</b>	<b>23</b>	<b>14</b>	<b>0.622</b>	<b>124</b>	<b>97</b>	<b>3</b>	<b>0</b>	<b>15</b>	<b>5</b>	<b>8</b>	<b>9</b>



## OILERS PLAYOFF RESULTS - BY SEASON (1980 TO 2017)

## 1980 PLAYOFFS

DATE	CITY	RESULTS	WINNING GOAL	WINNING GOALTENDER
April 8	Philadelphia	Philadelphia 4, Edmonton 3*	Clarke	Peeters
April 9	Philadelphia	Philadelphia 5, Edmonton 1	Clarke	Peeters
April 11	Edmonton	Philadelphia 3, Edmonton 2**	Linseman	Myre

\* Bobby Clarke scored at 8:06 overtime

\*\* Ken Linseman scored at 23:56 overtime

(PHILADELPHIA WON SERIES 3-0)

## 1981 PLAYOFFS

DATE	CITY	RESULTS	WINNING GOAL	WINNING GOALTENDER
April 8	Montreal	Edmonton 6, Montreal 3	Callighen	Moog
April 9	Montreal	Edmonton 3, Montreal 1	Siltanen	Moog
April 11	Edmonton	Edmonton 6, Montreal 2	Gretzky	Moog

(EDMONTON WON SERIES 3-0)

April 16	Uniondale	NY Islanders 8, Edmonton 2	Tonelli	Smith
April 17	Uniondale	NY Islanders 6, Edmonton 3	D. Potvin	Smith
April 19	Edmonton	Edmonton 5, NY Islanders 2	Hagman	Moog
April 20	Edmonton	NY Islanders 5, Edmonton 4*	Morrow	Melanson
April 22	Uniondale	Edmonton 4, NY Islanders 3	Hagman	Moog
April 24	Edmonton	NY Islanders 5, Edmonton 2	Nystrom	Smith

\* Ken Morrow scored at 5:41 overtime

(NY ISLANDERS WON SERIES 4-2)

## 1982 PLAYOFFS

DATE	CITY	RESULTS	WINNING GOAL	WINNING GOALTENDER
April 7	Edmonton	Los Angeles 10, Edmonton 8	Simmer	Lessard
April 8	Edmonton	Edmonton 3, Los Angeles 2*	Gretzky	Fuhr
April 10	Los Angeles	Los Angeles 6, Edmonton 5**	Evans	Lessard
April 12	Los Angeles	Edmonton 3, Los Angeles 2	Anderson	Fuhr
April 13	Edmonton	Los Angeles 7, Edmonton 4	Nicholls	Lessard

\* Wayne Gretzky scored at 6:20 overtime

\*\* Daryl Evans scored at 2:35 overtime (LOS ANGELES WON SERIES 3-2)

## 1983 PLAYOFFS

DATE	CITY	RESULTS	WINNING GOAL	WINNING GOALTENDER
April 7	Edmonton	Edmonton 4, Winnipeg 3	Messier	Moog
April 9	Winnipeg	Edmonton 4, Winnipeg 3	Linseman	Moog

(EDMONTON WON SERIES 3-0)

April 14	Edmonton	Edmonton 6, Calgary 3	Hughes	Moog
April 15	Edmonton	Edmonton 5, Calgary 1	Gregg	Moog
April 17	Calgary	Edmonton 10, Calgary 2	Gretzky	Moog
April 18	Calgary	Calgary 6, Edmonton 5	Meredith	Edwards
April 20	Edmonton	Edmonton 9, Calgary 1	Messier	Moog

(EDMONTON WON SERIES 4-1)

April 24	Edmonton	Edmonton 8, Chicago 4	Gretzky	Moog
April 26	Edmonton	Edmonton 8, Chicago 2	Anderson	Moog
May 1	Chicago	Edmonton 3, Chicago 2	Anderson	Moog
May 3	Chicago	Edmonton 6, Chicago 3	Pouzar	Moog

(EDMONTON WON SERIES 4-0)

May 10	Edmonton	NY Islanders 2, Edmonton 0	D. Sutter	Smith
May 12	Edmonton	NY Islanders 6, Edmonton 3	Bourne	Smith
May 14	Uniondale	NY Islanders 5, Edmonton 1	Bourne	Smith
May 17	Uniondale	NY Islanders 4, Edmonton 2	Bossy	Smith

(NY ISLANDERS WON SERIES 4-0)

**1984 PLAYOFFS**

DATE	CITY	RESULTS	WINNING GOAL	WINNING GOALTENDER
April 4	Edmonton	Edmonton 9, Winnipeg 2	Coffey	Fuhr
April 5	Edmonton	Edmonton 5, Winnipeg 4*	Gregg	Fuhr
April 7	Winnipeg	Edmonton 4, Winnipeg 1	Semenko	Fuhr

\* Randy Gregg scored at 0:21 overtime

(EDMONTON WON SERIES 3-0)

April 12	Edmonton	Edmonton 5, Calgary 2	Gretzky	Fuhr
April 13	Edmonton	Calgary 6, Edmonton 5*	Wilson	Edwards
April 15	Calgary	Edmonton 3, Calgary 2	Pouzar	Fuhr
April 16	Calgary	Edmonton 5, Calgary 3	Messier	Fuhr
April 18	Edmonton	Calgary 5, Edmonton 4	Eaves	Lemelin
April 20	Calgary	Calgary 5, Edmonton 4**	McDonald	Lemelin
April 22	Edmonton	Edmonton 7, Calgary 4	Linseman	Moog

\* Carey Wilson scored at 3:42 overtime

\*\* Lanny McDonald scored at 1:04 overtime

(EDMONTON WON SERIES 4-3)

April 24	Edmonton	Edmonton 7, Minnesota 1	Gretzky	Fuhr
April 26	Edmonton	Edmonton 4, Minnesota 3	Gretzky	Moog
April 28	Minnesota	Edmonton 8, Minnesota 5	Linseman	Moog
May 1	Minnesota	Edmonton 3, Minnesota 1	Linseman	Fuhr

(EDMONTON WON SERIES 4-0)

May 10	Uniondale	Edmonton 1, NY Islanders 0	McClelland	Fuhr
May 12	Uniondale	NY Islanders 6, Edmonton 1	Gilbert	Smith
May 15	Edmonton	Edmonton 7, NY Islanders 2	Anderson	Fuhr
May 17	Edmonton	Edmonton 7, NY Islanders 2	Messier	Moog
May 19	Edmonton	Edmonton 5, NY Islanders 2	Linseman	Moog

(EDMONTON WON SERIES 4-1)

**1985 PLAYOFFS**

DATE	CITY	RESULTS	WINNING GOAL	WINNING GOALTENDER
April 10	Edmonton	Edmonton 3, Los Angeles 2*	Fogolin	Fuhr
April 11	Edmonton	Edmonton 4, Los Angeles 2	Krushelnyski	Fuhr
April 13	Los Angeles	Edmonton 4, Los Angeles 3**	Anderson	Fuhr

\* Lee Fogolin scored at 3:01 overtime

\*\* Glenn Anderson scored at 0:46 overtime

(EDMONTON WON SERIES 3-0)

April 18	Edmonton	Edmonton 4, Winnipeg 2	Coffey	Fuhr
April 20	Edmonton	Edmonton 5, Winnipeg 2	Coffey	Fuhr
April 23	Winnipeg	Edmonton 5, Winnipeg 4	Gretzky	Fuhr
April 25	Winnipeg	Edmonton 8, Winnipeg 3	Kurri	Fuhr

(EDMONTON WON SERIES 4-0)

May 4	Edmonton	Edmonton 11, Chicago 2	Coffey	Fuhr
May 7	Edmonton	Edmonton 7, Chicago 3	Kurri	Fuhr
May 9	Chicago	Chicago 5, Edmonton 2	Darryl Sutter	Bannerman
May 12	Chicago	Chicago 8, Edmonton 6	Larmer	Bannerman
May 14	Edmonton	Edmonton 10, Chicago 5	Gretzky	Fuhr
May 16	Chicago	Edmonton 8, Chicago 2	Messier	Fuhr

(EDMONTON WON SERIES 4-2)

May 21	Philadelphia	Philadelphia 4, Edmonton 1	Ron Sutter	Lindbergh
May 23	Philadelphia	Edmonton 3, Philadelphia 1	Lindstrom	Fuhr
May 25	Edmonton	Edmonton 4, Philadelphia 3	Krushelnyski	Fuhr
May 28	Edmonton	Edmonton 5, Philadelphia 3	Gretzky	Fuhr
May 30	Edmonton	Edmonton 8, Philadelphia 3	Coffey	Fuhr

(EDMONTON WON SERIES 4-1)



## 1986 PLAYOFFS

DATE	CITY	RESULTS	WINNING GOAL	WINNING GOALTENDER
April 9	Edmonton	Edmonton 7, Vancouver 3	Krushelnyski	Fuhr
April 10	Edmonton	Edmonton 5, Vancouver 1	Gretzky	Moog
April 12	Vancouver	Edmonton 5, Vancouver 1	Krushelnyski	Fuhr
(EDMONTON WON SERIES 3-0)				
April 18	Edmonton	Calgary 4, Edmonton 1	Suter	Vernon
April 20	Edmonton	Edmonton 6, Calgary 5*	Anderson	Fuhr
April 22	Calgary	Calgary 3, Edmonton 2	Otto	Vernon
April 24	Calgary	Edmonton 7, Calgary 4	Gretzky	Fuhr
April 26	Edmonton	Calgary 4, Edmonton 1	McDonald	Vernon
April 28	Calgary	Edmonton 5, Calgary 2	Anderson	Fuhr
April 30	Edmonton	Calgary 3, Edmonton 2	Berezan	Vernon

\* Glenn Anderson scored at 1:04 overtime

(CALGARY WON SERIES 4-3)

## 1987 PLAYOFFS

DATE	CITY	RESULTS	WINNING GOAL	WINNING GOALTENDER
April 8	Edmonton	Los Angeles 5, Edmonton 2	Williams	Melanson
April 9	Edmonton	Edmonton 13, Los Angeles 3	Gregg	Moog
April 11	Los Angeles	Edmonton 6, Los Angeles 5	Kurri	Moog
April 12	Los Angeles	Edmonton 6, Los Angeles 3	Tikkanen	Fuhr
April 14	Edmonton	Edmonton 5, Los Angeles 4	Anderson	Fuhr
(EDMONTON WON SERIES 4-1)				
April 21	Edmonton	Edmonton 3, Winnipeg 2*	Anderson	Fuhr
April 23	Edmonton	Edmonton 5, Winnipeg 3	Lemay	Fuhr
April 25	Winnipeg	Edmonton 5, Winnipeg 2	Kurri	Fuhr
April 27	Winnipeg	Edmonton 4, Winnipeg 2	Ruotsalainen	Fuhr

\* Glenn Anderson scored at 0:36 overtime

(EDMONTON WON SERIES 4-0)

May 5	Edmonton	Detroit 3, Edmonton 1	Kocur	Stefan
May 7	Edmonton	Edmonton 4, Detroit 1	Kurri	Fuhr
May 9	Detroit	Edmonton 2, Detroit 1	McSorley	Fuhr
May 11	Detroit	Edmonton 3, Detroit 2	Krushelnyski	Fuhr
May 13	Edmonton	Edmonton 6, Detroit 3	Messier	Fuhr
(EDMONTON WON SERIES 4-1)				
May 17	Edmonton	Edmonton 4, Philadelphia 2	Coffey	Fuhr
May 20	Edmonton	Edmonton 3, Philadelphia 2*	Kurri	Fuhr
May 22	Philadelphia	Philadelphia 5, Edmonton 3	McCrimmon	Hextall
May 24	Philadelphia	Edmonton 4, Philadelphia 1	Lowe	Fuhr
May 26	Edmonton	Philadelphia 4, Edmonton 3	Tocchet	Hextall
May 28	Philadelphia	Philadelphia 3, Edmonton 2	Daigneault	Hextall
May 31	Edmonton	Edmonton 3, Philadelphia 1	Kurri	Fuhr

\* Jari Kurri scored at 6:50 overtime

(EDMONTON WON SERIES 4-3)

## 1988 PLAYOFFS

DATE	CITY	RESULTS	WINNING GOAL	WINNING GOALTENDER
April 6	Edmonton	Edmonton 7, Winnipeg 4	Simpson	Fuhr
April 7	Edmonton	Edmonton 3, Winnipeg 2	Simpson	Fuhr
April 9	Winnipeg	Winnipeg 6, Edmonton 4	Gilhen	Berthiaume
April 10	Winnipeg	Edmonton 5, Winnipeg 3	Lacombe	Fuhr
April 12	Edmonton	Edmonton 6, Winnipeg 2	Kurri	Fuhr
(EDMONTON WON SERIES 4-1)				
April 19	Calgary	Edmonton 3, Calgary 1	Kurri	Fuhr
April 21	Calgary	Edmonton 5, Calgary 4*	Gretzky	Fuhr
April 23	Edmonton	Edmonton 4, Calgary 2	Anderson	Fuhr
April 25	Edmonton	Edmonton 6, Calgary 4	Hannan	Fuhr

\* Wayne Gretzky scored at 7:54 of overtime.

(EDMONTON WON SERIES 4-0)

May 3	Edmonton	Edmonton 4, Detroit 1	Gregg	Fuhr
May 5	Edmonton	Edmonton 5, Detroit 3	Simpson	Fuhr
May 7	Detroit	Detroit 5, Edmonton 2	Probert	Hanlon
May 9	Detroit	Edmonton 4, Detroit 3*	Kurri	Fuhr



May 11	Edmonton	Edmonton 8, Detroit 4	Acton	Fuhr
* Jari Kurri scored at 11:02 of overtime (EDMONTON WON SERIES 4-1)				
May 18	Edmonton	Edmonton 2, Boston 1	Acton	Fuhr
May 20	Edmonton	Edmonton 4, Boston 2	Gretzky	Fuhr
May 22	Boston	Edmonton 6, Boston 3	Tikkanen	Fuhr
May 24	Boston	Edmonton 3, Boston 3*	-	-
May 26	Edmonton	Edmonton 6, Boston 3	Gretzky	Fuhr
* Game cancelled due to power failure. (EDMONTON WON SERIES 4-0)				

## 1989 PLAYOFFS

DATE	CITY	RESULTS	WINNING GOAL	WINNING GOALTENDER
April 5	Los Angeles	Edmonton 4, Los Angeles 3	Simpson	Fuhr
April 6	Los Angeles	Los Angeles 5, Edmonton 2	Kontos	Hrudey
April 8	Edmonton	Edmonton 4, Los Angeles 0	Carson	Fuhr
April 9	Edmonton	Edmonton 4, Los Angeles 3	Smith	Fuhr
April 11	Los Angeles	Los Angeles 4, Edmonton 2	Robitaille	Hrudey
April 13	Edmonton	Los Angeles 4, Edmonton 1	Wiemer	Hrudey
April 15	Los Angeles	Los Angeles 6, Edmonton 3	Nicholls	Hrudey
(LOS ANGELES WON SERIES 4-3)				

## 1990 PLAYOFFS

DATE	CITY	RESULTS	WINNING GOAL	WINNING GOALTENDER
April 4	Edmonton	Winnipeg 7, Edmonton 5	Ashton	Essensa
April 6	Edmonton	Edmonton 3, Winnipeg 2*	Lamb	Ranford
April 8	Winnipeg	Winnipeg 2, Edmonton 1	Hawerchuk	Essensa
April 10	Winnipeg	Winnipeg 4, Edmonton 3**	Ellett	Essensa
April 12	Edmonton	Edmonton 4, Winnipeg 3	Messier	Ranford
April 14	Winnipeg	Edmonton 4, Winnipeg 3	Kurri	Ranford
April 16	Edmonton	Edmonton 4, Winnipeg 1	Lamb	Ranford
* Mark Lamb scored at 4:21 of overtime. ** Dave Ellett scored at 21:08 of overtime. (EDMONTON WON SERIES 4-3)				
April 18	Edmonton	Edmonton 7, Los Angeles 0	Anderson	Ranford
April 20	Edmonton	Edmonton 6, Los Angeles 1	Simpson	Ranford
April 22	Los Angeles	Edmonton 5, Los Angeles 4	Graves	Ranford
April 24	Los Angeles	Edmonton 6, Los Angeles 5*	Murphy	Ranford

* Joe Murphy scored at 4:42 of overtime. (EDMONTON WON SERIES 4-0)				
May 2	Edmonton	Edmonton 5, Chicago 2	S. Smith	Ranford
May 4	Edmonton	Chicago 4, Edmonton 3	Wilson	Millen
May 6	Chicago	Chicago 5, Edmonton 1	Larmer	Millen
May 8	Chicago	Edmonton 4, Chicago 2	Simpson	Ranford
May 10	Edmonton	Edmonton 4, Chicago 3	Kurri	Ranford
May 12	Chicago	Edmonton 8, Chicago 4	Murphy	Ranford
(EDMONTON WON SERIES 4-2)				
May 15	Boston	Edmonton 3, Boston 2*	Klima	Ranford
May 18	Boston	Edmonton 7, Boston 2	Kurri	Ranford
May 20	Edmonton	Boston 2, Edmonton 1	Johnston	Moog
May 22	Edmonton	Edmonton 5, Boston 1	Anderson	Ranford
May 24	Boston	Edmonton 4, Boston 1	Simpson	Ranford
* Petr Klima scored at 55:13 of overtime. (EDMONTON WON SERIES 4-1)				

## 1990 PLAYOFFS

DATE	CITY	RESULTS	WINNING GOAL	WINNING GOALTENDER
April 4	Calgary	Edmonton 3, Calgary 1	Klima	Fuhr
April 6	Calgary	Calgary 3, Edmonton 1	Gilmour	Vernon
April 8	Edmonton	Edmonton 4, Calgary 3	Murphy	Fuhr
April 10	Edmonton	Edmonton 5, Calgary 2	Tikkanen	Fuhr
April 12	Calgary	Calgary 5, Edmonton 3	Nattress	Vernon
April 14	Edmonton	Calgary 2, Edmonton 1*	Fleury	Vernon
April 16	Calgary	Edmonton 5, Calgary 4**	Tikkanen	Fuhr



\* Theoren Fleury scored at 4:40 of overtime.

\*\* Esa Tikkanen scored at 6:58 of overtime.

(EDMONTON WON SERIES 4-3)

April 18	Los Angeles	Los Angeles 4, Edmonton 3*	Robitaille	Hrudey
April 20	Los Angeles	Edmonton 4, Los Angeles 3**	Klima	Fuhr
April 22	Edmonton	Edmonton 4, Los Angeles 3***	Tikkanen	Fuhr
April 24	Edmonton	Edmonton 4, Los Angeles 2	Gelinas	Fuhr
April 26	Los Angeles	Los Angeles 5, Edmonton 2	Robitaille	Hrudey
April 28	Edmonton	Edmonton 4, Los Angeles 3****	MacTavish	Ranford

\* Luc Robitaille scored at 2:13 of overtime.

\*\* Petr Klima scored at 24:48 of overtime.

\*\*\* Esa Tikkanen scored at 20:48 of overtime.

\*\*\*\* Craig MacTavish scored at 16:57 of overtime.

(EDMONTON WON SERIES 4-2)

May 2	Edmonton	Minnesota 3, Edmonton 1	Gagner	Casey
May 4	Edmonton	Edmonton 7, Minnesota 2	Klima	Fuhr
May 6	Minnesota	Minnesota 7, Edmonton 3	B. Smith	Casey
May 8	Minnesota	Minnesota 5, Edmonton 1	Modano	Casey
May 10	Edmonton	Minnesota 3, Edmonton 2	B. Smith	Casey

(MINNESOTA WON SERIES 4-1)

## 1992 PLAYOFFS

DATE	CITY	RESULTS	WINNING GOAL	WINNING GOALTENDER
April 18	Los Angeles	Edmonton 3, Los Angeles 1	Glynn	Ranford
April 20	Los Angeles	Los Angeles 8, Edmonton 5	Huddy	Hrudey
April 22	Edmonton	Edmonton 4, Los Angeles 3	Nicholls	Ranford
April 24	Edmonton	Los Angeles 4, Edmonton 3	Robitaille	Hrudey
April 26	Los Angeles	Edmonton 5, Los Angeles 2	Tikkanen	Ranford
April 28	Edmonton	Edmonton 3, Los Angeles 0	Beranek	Ranford

(EDMONTON WON SERIES 4-2)

May 3	Vancouver	Edmonton 4, Vancouver 3*	Murphy	Ranford
May 4	Vancouver	Vancouver 4, Edmonton 0	Courtall	McLean
May 6	Edmonton	Edmonton 5, Vancouver 2	Murphy	Ranford
May 8	Edmonton	Edmonton 3, Vancouver 2	Mellanby	Ranford
May 10	Vancouver	Vancouver 4, Edmonton 3	Ronning	McLean
May 12	Edmonton	Edmonton 3, Vancouver 0	MacTavish	Ranford

\* Joe Murphy scored at 8:36 of overtime.

(EDMONTON WON SERIES 4-2)

May 16	Chicago	Chicago 8, Edmonton 2	Peluso	Belfour
May 18	Chicago	Chicago 4, Edmonton 2	Goulet	Belfour
May 20	Edmonton	Chicago 4, Edmonton 3*	Roenick	Belfour
May 22	Edmonton	Chicago 5, Edmonton 1	Roenick	Belfour

\* Jeremy Roenick scored at 2:45 of overtime.

(CHICAGO WON SERIES 4-0)

## 1997 PLAYOFFS

DATE	CITY	RESULTS	WINNING GOAL	WINNING GOALTENDER
April 16	Dallas	Dallas 5, Edmonton 3	Modano	Moog
April 18	Dallas	Edmonton 4, Dallas 0	Grier	Joseph
April 20	Edmonton	Edmonton 4, Dallas 3*	Buchberger	Joseph
April 22	Edmonton	Dallas 4, Edmonton 3	Langenbrunner	Moog
April 25	Dallas	Edmonton 1, Dallas 0**	Smyth	Joseph
April 27	Edmonton	Dallas 3, Edmonton 2	Modano	Moog
April 29	Dallas	Edmonton 4, Dallas 3***	Marchant	Joseph

\*\*\* Kelly Buchberger scored at 9:15 of overtime.

\*\* Ryan Smyth scored at 20:22 of overtime.

\*\*\* Todd Marchant scored at 12:26 of overtime.

(EDMONTON WON SERIES 4-3)

May 2	Denver	Colorado 5, Edmonton 1	Lemieux	Roy
May 4	Denver	Colorado 4, Edmonton 1	Kamensky	Roy
May 7	Edmonton	Edmonton 4, Colorado 3	Smyth	Joseph
May 9	Edmonton	Colorado 3, Edmonton 2*	Lemieux	Roy
May 11	Denver	Colorado 4, Edmonton 3	Deadmarsh	Roy

\*\*\* Claude Lemieux scored at 8:35 of overtime.

(COLORADO WON SERIES 4-1)

**1998 PLAYOFFS**

DATE	CITY	RESULTS	WINNING GOAL	WINNING GOALTENDER
April 22	Denver	Edmonton 3, Colorado 2	Mironov	Joseph
April 24	Denver	Colorado 5, Edmonton 2	Sakic	Roy
April 26	Edmonton	Colorado 5, Edmonton 4*	Sakic	Roy
April 28	Edmonton	Colorado 3, Edmonton 1	Lemieux	Roy
April 30	Denver	Edmonton 3, Colorado 1	Grier	Joseph
May 2	Edmonton	Edmonton 2, Colorado 0	Berehowsky	Joseph
May 4	Denver	Edmonton 4, Colorado 0	Niinimaa	Joseph

\*\*\*Joe Sakic scored at 15:25 of overtime.

(EDMONTON WON SERIES 4-3)

May 7	Dallas	Dallas 3, Edmonton 1	Zubov	Belfour
May 9	Dallas	Edmonton 2, Dallas 0	Weight	Joseph
May 11	Edmonton	Dallas 1, Edmonton 0*	Hogue	Belfour
May 13	Edmonton	Dallas 3, Edmonton 1	Hogue	Belfour
May 16	Dallas	Dallas 2, Edmonton 1	Adams	Belfour

\*\*\*Benoit Hogue scored at 13:07 of overtime.

(DALLAS WON SERIES 4-1)

**1999 PLAYOFFS**

DATE	CITY	RESULTS	WINNING GOAL	WINNING GOALTENDER
April 21	Dallas	Dallas 2, Edmonton 1	Carbonneau	Belfour
April 23	Dallas	Dallas 3, Edmonton 2	Langenbrunner	Belfour
April 25	Edmonton	Dallas 3, Edmonton 2	Nieuwendyk	Belfour
April 27	Edmonton	Dallas 3, Edmonton 2*	Nieuwendyk	Belfour

\*\*\*Joe Nieuwendyk scored at 57:34 of overtime.

(DALLAS WON SERIES 4-0)

**2000 PLAYOFFS**

DATE	CITY	RESULTS	WINNING GOAL	WINNING GOALTENDER
April 12	Dallas	Dallas 2, Edmonton 1	Lyashenko	Belfour
April 13	Dallas	Dallas 3, Edmonton 0	Muller	Belfour
April 16	Edmonton	Edmonton 5, Dallas 2	Weight	Salo
April 18	Edmonton	Dallas 4, Edmonton 3	Carbonneau	Belfour
April 21	Dallas	Dallas 3, Edmonton 2	Hull	Belfour

(DALLAS WON SERIES 4-1)

**2001 PLAYOFFS**

DATE	CITY	RESULTS	WINNING GOAL	WINNING GOALTENDER
April 11	Dallas	Dallas 2, Edmonton 1*	Langenbrunner	Belfour
April 14	Dallas	Edmonton 4, Dallas 3	Carter	Salo
April 15	Edmonton	Dallas 3, Edmonton 2**	Hogue	Belfour
April 17	Edmonton	Edmonton 2, Dallas 1***	Comrie	Salo
April 19	Dallas	Dallas 4, Edmonton 3****	Muller	Belfour
April 21	Edmonton	Dallas 3, Edmonton 1	Nieuwendyk	Belfour

\* Jamie Langenbrunner scored at 2:08 of overtime.

\*\* Benoit Hogue scored at 19:48 of overtime.

\*\*\* Mike Comrie scored at 17:19 of overtime.

\*\*\*\* Kirk Muller scored at 8:01 of overtime.

(DALLAS WON SERIES 4-2)

**2003 PLAYOFFS**

DATE	CITY	RESULTS	WINNING GOAL	WINNING GOALTENDER
April 9	Dallas	Edmonton 2, Dallas 1	Horcoff	Salo
April 11	Dallas	Dallas 6, Edmonton 1	Young	Turco
April 13	Edmonton	Edmonton 3, Dallas 2	Dvorak	Salo
April 15	Edmonton	Dallas 3, Edmonton 1	Barnes	Turco
April 17	Dallas	Dallas 5, Edmonton 2	Modano	Turco
April 19	Edmonton	Dallas 3, Edmonton 2	Modano	Turco

(DALLAS WON SERIES 4-2)





## 2006 PLAYOFFS

DATE	CITY	RESULTS	WINNING GOAL	WINNING GOALTENDER
April 21	Detroit	Detroit 3, Edmonton 2*	Maltby	Legace
April 23	Detroit	Edmonton 4, Detroit 2	Winchester	Roloson
April 25	Edmonton	Edmonton 4, Detroit 3**	Stoll	Roloson
April 27	Edmonton	Detroit 4, Edmonton 2	Lidstrom	Legace
April 29	Detroit	Edmonton 3, Detroit 2	Horcoff	Roloson
May 1	Edmonton	Edmonton 4, Detroit 3	Hemsky	Roloson

\*\*\*Kirk Maltby scored at 22:39 of overtime.

\*\*Jarret Stoll scored at 28:44 of overtime.

(EDMONTON WON SERIES 4-2)

May 7	San Jose	San Jose 2, Edmonton 1	Ehrhoff	Toskala
May 8	San Jose	San Jose 2, Edmonton 1	Thornton	Toskala
May 10	Edmonton	Edmonton 3, San Jose 2*	Horcoff	Roloson
May 12	Edmonton	Edmonton 6, San Jose 3	Smith	Roloson
May 14	San Jose	Edmonton 6, San Jose 3	Pisani	Roloson
May 17	Edmonton	Edmonton 2, San Jose 0	Peca	Roloson

\*\*\*Shawn Horcoff scored at 42:24 of overtime.

(EDMONTON WON SERIES 4-2)

May 19	Anaheim	Edmonton 3, Anaheim 1	Hemsky	Roloson
May 21	Anaheim	Edmonton 3, Anaheim 1	Pisani	Roloson
May 23	Edmonton	Edmonton 5, Anaheim 4	Pisani	Roloson
May 25	Edmonton	Anaheim 6, Edmonton 3	Salei	Giguere
May 27	Anaheim	Edmonton 2, Anaheim 1	Torres	Roloson

(EDMONTON WON SERIES 4-1)

June 5	Raleigh	Carolina 5, Edmonton 4	Brind'Amour	Ward
June 7	Raleigh	Carolina 5, Edmonton 0	Ladd	Ward
June 10	Edmonton	Edmonton 2, Carolina 1	Smyth	Markkanen
June 12	Raleigh	Carolina 2, Edmonton 1	Recchi	Ward
June 14	Edmonton	Edmonton 4, Carolina 3*	Pisani	Markkanen
June 17	Edmonton	Edmonton 4, Carolina 0	Pisani	Markkanen
June 19	Raleigh	Carolina 3, Edmonton 1	Kaberle	Ward

\*\*\*Fernando Pisani scored at 3:31 of overtime.

(CAROLINA WON SERIES 4-3)

## 2017 PLAYOFFS

DATE	CITY	RESULTS	WINNING GOAL	WINNING GOALTENDER
April 12	Edmonton	San Jose 3, Edmonton 2*	Karlsson	Jones
April 14	Edmonton	Edmonton 2, San Jose 0	Kassian	Talbot
April 16	San Jose	Edmonton 1, San Jose 0	Kassian	Talbot
April 18	San Jose	San Jose 7, Edmonton 0	Pavelski	Jones
April 20	Edmonton	Edmonton 4, San Jose 3**	Desharnais	Talbot
April 22	San Jose	Edmonton 3, San Jose 1	Slepyshev	Talbot

\*Melker Karlsson scores at 3:22 of overtime

\*\*David Desharnais scored at 18:15 of overtime

(EDMONTON WON SERIES 4-2)

April 26	Anaheim	Edmonton 5, Anaheim 3	Larsson	Talbot
April 28	Anaheim	Edmonton 2, Anaheim 1	Maroon	Talbot
April 30	Edmonton	Anaheim 6, Edmonton 3	Wagner	Gibson
May 3	Edmonton	Anaheim 4, Edmonton 3*	Silfverberg	Gibson
May 5	Anaheim	Anaheim 4, Edmonton 3**	Perry	Gibson
May 7	Edmonton	Edmonton 7, Anaheim 1	Draisaitl	Talbot
May 10	Anaheim	Anaheim 2, Edmonton 1	Ritchie	Gibson

\*Jakob Silfverberg scored at 0:45 of overtime

\*\*Corey Perry scored at 26:57 of overtime

(ANAHEIM WON SERIES 4-3)



## EDMONTON OILERS CAREER PLAYOFF SCORING (1979-80 TO 2016-17)

RK	PLAYERS	POS	GP	G	A	PTS	+/-	PIM	P/GP	PPG	PPP	SHG	SHP	GWG	OTG	S	S%
1	Wayne Gretzky	F	120	81	171	252	89	56	2.10	23	74	10	24	16	2	462	17.5
2	Mark Messier	F	166	80	135	215	61	175	1.30	16	62	11	14	7	0	459	17.4
3	Jari Kurri	F	146	92	110	202	99	101	1.38	22	56	7	16	13	2	416	22.1
4	Glenn Anderson	F	164	81	102	183	46	314	1.12	22	49	0	0	12	3	454	17.8
5	Paul Coffey	D	94	36	67	103	65	167	1.10	11	33	3	4	6	0	288	12.5
6	Esa Tikkanen	F	114	51	46	97	16	173	0.85	12	33	2	2	6	2	287	17.8
7	Charlie Huddy	D	138	16	61	77	89	104	0.56	5	18	1	5	0	0	299	5.3
8	Craig Simpson	F	67	36	32	68	13	56	1.01	11	21	0	0	7	0	107	33.6
9	Randy Gregg	D	130	13	39	52	78	128	0.40	2	12	1	3	4	1	152	8.6
10	Kevin Lowe	D	172	9	43	52	42	156	0.30	0	5	2	6	1	0	157	5.7
11	Joe Murphy	F	53	16	29	45	6	42	0.85	5	13	0	0	5	2	83	19.3
12	Ryan Smyth	F	68	22	21	43	-12	76	0.63	8	16	2	3	3	1	186	11.8
13	Dave Hunter	F	105	16	24	40	22	209	0.38	1	1	1	2	0	0	154	10.4
14	Mike Krushelnyski	F	68	16	23	39	20	68	0.57	3	6	0	0	5	0	98	16.3
15	Steve Smith	D	87	10	29	39	39	216	0.45	2	17	1	2	2	0	119	8.4
16	Craig MacTavish	F	113	13	24	37	15	143	0.33	1	2	1	4	2	1	146	8.9
17	Doug Weight	F	39	10	23	33	-10	58	0.85	4	17	0	0	2	0	110	9.1
18	Ken Linseman	F	37	16	13	29	18	87	0.78	4	7	1	1	5	0	76	21.1
19	Willy Lindstrom	F	53	12	17	29	23	22	0.55	4	5	0	0	1	0	81	14.8
20	Kevin McClelland	F	93	10	17	27	13	276	0.29	0	0	0	0	1	0	105	9.5
21	Mark Lamb	F	59	7	19	26	4	40	0.44	1	5	0	0	2	1	69	10.1
22	Pat Hughes	F	55	7	17	24	23	40	0.44	0	0	0	2	1	0	97	7.2
23	Petr Klima	F	60	13	10	23	-4	36	0.38	2	4	0	0	4	2	100	13.0
24	Shawn Horcoff	F	35	10	13	23	5	18	0.66	1	5	1	1	3	1	50	20.0
25	Kelly Buchberger	F	78	9	14	23	-4	116	0.29	0	0	0	0	1	1	74	12.2
26	Chris Pronger	D	24	5	16	21	10	26	0.88	3	11	0	0	0	0	61	8.2
27	Reijo Ruotsalainen	D	43	4	16	20	21	22	0.47	2	9	0	0	1	0	101	4.0
28	Fernando Pisani	F	30	15	4	19	2	12	0.63	3	4	1	1	5	1	57	26.3
29	Bernie Nicholls	F	16	8	11	19	2	25	1.19	4	9	0	0	1	0	32	25.0
30	Kent Nilsson	F	21	6	13	19	11	6	0.90	2	4	0	0	0	0	46	13.0
31	Martin Gelinas	F	53	6	12	18	1	41	0.34	0	1	0	0	1	0	68	8.8
32	Lee Fogolin Jr.	D	78	5	13	18	26	118	0.23	0	0	1	1	1	1	71	7.0
33	Adam Graves	F	40	7	10	17	8	39	0.42	0	0	0	0	1	0	94	7.4
34	Ales Hemsky	F	30	6	11	17	-8	14	0.57	4	11	0	0	2	0	54	11.1
35	Rem Murray	F	62	5	12	17	-6	18	0.27	1	2	0	2	0	0	66	7.6
36	LEON DRAISAITL	F	13	6	10	16	8	19	1.23	1	6	0	0	1	0	22	27.3
37	Boris Mironov	D	24	5	11	16	-9	43	0.67	3	9	0	2	1	0	57	8.8
38	Bill Guerin	F	20	10	5	15	-11	28	0.75	5	9	0	0	0	0	67	14.9
39	Mark Napier	F	28	6	9	15	13	7	0.54	1	1	0	0	0	0	34	17.6
40	Sergei Samsonov	F	24	4	11	15	2	14	0.63	1	8	0	0	0	0	40	10.0
41	Craig Muni	D	83	0	15	15	16	94	0.18	0	0	0	1	0	0	52	0.0
42	Dave Lumley	F	61	6	8	14	-4	131	0.23	1	1	0	0	0	0	50	12.0
43	Vincent Damphousse	F	16	6	8	14	5	8	0.88	1	3	0	0	0	0	45	13.3
44	Jaroslav Spacek	D	24	3	11	14	-3	24	0.58	2	9	0	0	0	0	43	7.0
45	Todd Marchant	F	43	7	6	13	-1	42	0.30	0	1	3	4	1	1	85	8.2
46	Dave Semenko	F	69	6	6	12	10	193	0.17	0	0	0	0	1	0	52	11.5
47	Anatoli Semenov	F	22	6	6	12	9	12	0.55	0	3	0	0	0	0	40	15.0
48	Marty McSorley	D	48	4	8	12	14	184	0.25	0	0	0	0	1	0	44	9.1
49	Dave Manson	D	16	3	9	12	-2	44	0.75	1	6	0	0	0	0	47	6.4
50	Michael Peca	F	24	6	5	11	5	20	0.46	0	1	1	1	1	0	43	14.0

Continued on next page



Continued from last page

## EDMONTON OILERS CAREER PLAYOFF SCORING (1979-80 TO 2016-17)

RR	PLAYERS	POS	GP	G	A	PTS	+/-	PIM	P/GP	PPG	PPP	SHG	SHP	GWG	OTG	S	%
51	MARK LETESTU	F	13	5	6	11	-4	2	0.85	4	8	0	1	0	0	33	15.2
52	Raffi Torres	F	22	4	7	11	2	16	0.50	1	3	0	0	1	0	42	9.5
53	Jaroslav Pouzar	F	29	6	4	10	7	16	0.34	1	1	0	0	2	0	38	15.8
54	Mike Grier	F	34	6	4	10	3	31	0.29	1	2	0	0	2	0	50	12.0
55	Jarret Stoll	F	24	4	6	10	-4	24	0.42	2	5	0	0	1	1	49	8.2
56	Brett Callighen	F	14	4	6	10	6	8	0.71	1	2	0	0	1	0	18	22.2
57	Eric Brewer	D	12	2	8	10	-2	8	0.83	1	4	0	0	0	0	20	10.0
58	CONNOR MCDAVID	F	13	5	4	9	3	2	0.69	1	4	1	1	0	0	37	13.5
59	Don Jackson	D	52	4	5	9	26	152	0.17	0	0	0	0	0	0	45	8.9
60	Georges Laraque	F	36	3	6	9	3	64	0.25	0	0	0	0	0	0	25	12.0
61	Jason Arnott	F	12	3	6	9	-3	18	0.75	1	2	0	0	0	0	27	11.1
62	Jason Smith	D	45	1	8	9	0	49	0.20	0	0	0	0	1	0	32	3.1
63	PATRICK MAROON	F	13	3	5	8	2	28	0.62	1	1	0	0	1	0	33	9.1
64	Ethan Moreau	F	40	2	6	8	-3	43	0.20	0	1	0	1	0	0	66	3.0
65	Risto Siltanen	D	16	5	2	7	1	20	0.44	3	4	0	0	1	0	41	12.2
66	Andrei Kovalenko	F	13	4	3	7	1	8	0.54	3	4	0	0	0	0	37	10.8
67	Raimo Summanen	F	10	2	5	7	5	0	0.70	0	0	0	0	0	0	17	11.8
68	Norm MacIver	D	31	1	6	7	13	18	0.23	0	4	0	0	0	0	35	2.9
69	Luke Richardson	D	28	0	7	7	-6	59	0.25	0	0	0	0	0	0	17	0.0
70	Roman Hamrlík	D	20	0	7	7	-7	18	0.35	0	7	0	0	0	0	30	0.0
71	Normand Lacombe	F	26	5	1	6	3	49	0.23	0	0	0	0	1	0	27	18.5
72	Matti Hagman	F	12	5	1	6	-1	6	0.50	0	1	0	0	2	0	12	41.7
73	MILAN LUCIC	F	13	2	4	6	-5	20	0.46	2	3	0	0	0	0	17	11.8
74	ADAM LARSSON	D	13	2	4	6	-4	4	0.46	0	0	0	0	1	0	15	13.3
75	Mats Lindgren	F	24	1	5	6	-2	10	0.25	0	0	0	0	0	0	38	2.6
76	Steve Staios	D	30	1	5	6	0	32	0.20	1	2	0	0	0	0	35	2.9
77	Janne Niinimaa	D	26	1	5	6	1	22	0.23	0	1	0	0	1	0	44	2.3
78	Larry Melnyk	D	18	1	5	6	10	28	0.33	0	0	0	0	0	0	16	6.3
79	Brian Glynn	D	16	4	1	5	1	12	0.31	1	2	0	0	1	0	13	30.8
80	Ray Cote	F	14	3	2	5	6	4	0.36	0	0	0	0	0	0	17	17.6
81	OSCAR KLEFBOM	D	12	2	3	5	-2	0	0.42	0	0	0	0	0	0	25	8.0
82	Dean McAmmond	F	12	1	4	5	0	12	0.42	0	0	0	0	0	0	22	4.5
83	Dan McGillis	D	12	0	5	5	8	24	0.42	0	1	0	0	0	0	20	0.0
84	Garry Lariviere	D	14	0	5	5	8	8	0.36	0	0	0	0	0	0	10	0.0
85	Anson Carter	F	6	3	1	4	1	4	0.67	1	2	0	0	1	0	13	23.1
86	Marc-Andre Bergeron	D	19	2	2	4	-1	14	0.21	2	2	0	0	0	0	20	10.0
87	Mike Comrie	F	12	2	2	4	-1	10	0.33	1	1	0	0	1	1	16	12.5
88	Tom Roulston	F	21	2	2	4	-4	2	0.19	0	0	0	0	0	0	21	9.5
89	Chris Joseph	D	5	1	3	4	2	2	0.80	0	0	0	0	0	0	6	16.7
90	David Desharnais	F	13	1	3	4	3	0	0.31	0	0	0	0	1	1	6	16.7
91	Jeff Beukeboom	D	29	1	3	4	-3	50	0.14	0	0	0	0	0	0	18	5.5
92	RYAN NUGENT-HOPKINS	F	13	0	4	4	-3	2	0.31	0	3	0	0	0	0	33	0.0
93	Tom Poti	D	15	0	4	4	-4	4	0.27	0	3	0	0	0	0	23	0.0
94	KRIS RUSSELL	D	13	0	4	4	2	4	0.31	0	0	0	0	0	0	16	0.0
95	ZACK KASSIAN	F	13	3	0	3	1	27	0.23	0	0	1	1	2	0	19	15.8
96	DRAKE CAGGIULA	L	13	3	0	3	0	25	0.23	0	0	0	0	0	0	22	13.6
97	ANTON SLEPYASHEV	L	12	3	0	3	1	4	0.25	0	0	0	0	1	0	16	18.8
98	Jim Dowd	F	5	2	1	3	-2	4	0.60	0	0	0	0	0	0	6	33.3
99	Scott Mellanby	F	16	2	1	3	-3	29	0.19	1	1	0	0	1	0	26	7.7
100	Marius Czerkawski	F	12	2	1	3	-2	10	0.25	0	1	0	0	0	0	19	10.5



## EDMONTON OILERS ALL-TIME PLAYOFF THREE-OR-MORE GOAL GAMES

TOTAL: 27 (21 3-Goal Games, 6 4-Goal Games)

NOTE: In the NO column, the first number indicates the number of hat tricks scored in that season and the second number indicates the player's career total.

PLAYER	NO	GOALS	DATE	OPPONENT	GOALTENDER(S)
<b>1979-80 (0; None)</b>					
<b>1980-81 (2; 2 3-Goal Games)</b>					
1. Wayne Gretzky	1-1	3	April 11, 1981	vs. Montreal	Richard Sevigny
2. Wayne Gretzky	2-2	3	April 19, 1981	vs. NY Islanders	Billy Smith
<b>1982 (0; None)</b>					
<b>1983 (6; 2 3-Goal Games, 4 4-Goal Games)</b>					
3. Wayne Gretzky	1-3	4	April 6, 1983	vs. Winnipeg	Brian Hayward
4. Mark Messier	1-1	4	April 14, 1983	vs. Calgary	Reggie Lemelin
5. Wayne Gretzky	2-4	4	April 17, 1983	at Calgary	Reggie Lemelin
6. Mark Messier	2-2	3	April 17, 1983	at Calgary	Reggie Lemelin (1), Don Edwards (2)
7. Glenn Anderson	1-1	4	April 26, 1983	vs. Chicago	Murray Bannerman
8. Mark Messier	3-3	3	April 26, 1983	vs. Chicago	Murray Bannerman
<b>1984 (1; 1 3-Goal Game)</b>					
9. Jari Kurri	1-1	3	April 4, 1984	vs. Winnipeg	Doug Soetaert (1), Mike Veisor (2)
<b>1985 (6; 5 3-Goal Games, 1 4-Goal Games)</b>					
10. Wayne Gretzky	1-5	3	April 25, 1985	at Winnipeg	Brian Hayward (2), Marc Behrend (1)
11. Jari Kurri	1-2	3	April 25, 1985	at Winnipeg	Brian Hayward (2), Marc Behrend (1)
12. Jari Kurri	2-3	3	May 7, 1985	vs. Chicago	Murray Bannerman
13. Jari Kurri	3-4	3	May 14, 1985	vs. Chicago	Murray Bannerman
14. Jari Kurri	4-5	4	May 16, 1985	at Chicago	Murray Bannerman
15. Wayne Gretzky	2-6	3	May 25, 1985	vs. Philadelphia	Pelle Lindbergh
<b>1986 (1; 1 3-Goal Game)</b>					
16. Wayne Gretzky	1-7	3	April 24, 1986	at Calgary	Mike Vernon
<b>1987 (1; 1 4-Goal Game)</b>					
17. Jari Kurri	1-6	4	April 9, 1987	vs. Los Angeles	Rollie Melanson (2), ENG (2)
<b>1988 (2; 2 3-Goal Games)</b>					
18. Glenn Anderson	1-2	3	April 6, 1988	vs. Winnipeg	Daniel Berthiaume
19. Esa Tikkanen	1-1	3	May 22, 1988	at Boston	Reggie Lemelin
<b>1989 (0; None)</b>					
<b>1990 (1; 1 3-Goal Game)</b>					
20. Jari Kurri	1-7	3	May 18, 1990	at Boston	Andy Moog (2), Reggie Lemelin (1)
<b>1991 (2; 2 3-Goal Games)</b>					
21. Esa Tikkanen	1-2	3	April 16, 1991	at Calgary	Mike Vernon
22. Petr Klima	1-1	3	May 4, 1991	vs. Minnesota	Jon Casey
<b>1992 (2; 2 3-Goal Games)</b>					
23. Esa Tikkanen	1-3	3	April 26, 1992	at Los Angeles	Kelly Hrudey
24. Joe Murphy	1-1	3	May 6, 1992	vs. Vancouver	Kirk McLean
<b>1993 – 1996 (0; Did not qualify for playoffs.)</b>					
<b>1997 (0; None)</b>					
<b>1998 (0; None)</b>					
<b>1999 (0; None)</b>					
<b>2000 (2; 2 3-Goal Games)</b>					
25. Doug Weight	1-1	3	April 16, 2000	vs. Dallas	Ed Belfour
26. Bill Guerin	1-1	3	April 18, 2000	vs. Dallas	Ed Belfour
<b>2001 (0; None)</b>					
<b>2002 (0; Did not qualify for playoffs.)</b>					
<b>2003 (0; None)</b>					
<b>2004 (0; Did not qualify for playoffs.)</b>					
<b>2006 (0; None)</b>					
<b>2007 – 2016 (0; Did not qualify for playoffs.)</b>					
<b>2017 (1; 1 3-goal game)</b>					
27. Leon Draisaitl	1-1	3	May 7, 2017	vs. Anaheim	John Gibson (2), ENG (1)



## ALL-TIME PLAYOFF GOAL SCORING BREAKDOWN

### POWERPLAY GOALS

Gretzky 23; Anderson, Kurri 22; Messier 16; Tikkanen 12; Coffey, Simpson 11; Smyth 8; Guerin, Huddy, Murphy, Pisani 5; Hemsky, LETESTU, Lidstrom, Linseman, Nicholls, Weight 4; Kovalenko, Krushelnyski, Mironov, Pronger, Siltanen 3; Bergeron, Gregg, Jonsson, Klima, LUCIC, Nilsson, Ruotsalainen, S. Smith, Spacek, Stoll 2; Arnott, Beranek, Brewer, Callighen, Carson, Carter, Cleary, M. Comrie, Damphousse, DRAISAITL, Glynn, Grier, Horcoff, Hunter, Lamb, Lumley, MacTavish, Manson, MAROON, MCDAVID, Mellanby, Murray, Napier, Pouzar, Reasoner, Samsonov, Staios, Torres 1.

**TOTAL: 230**

### SHORTHANDED GOALS

Messier 11; Gretzky 10; Kurri 7; Coffey, Marchant 3; Lowe, Smyth, Tikkanen 2; Fogolin, Gregg, Horcoff, Huddy, Hunter, KASSIAN, Linseman, MacTavish, MCDAVID, Peca, Pisani, S. Smith 1.

**TOTAL: 52**

### GAME WINNING GOALS

Gretzky 16; Kurri 13; Anderson 12; Messier, Simpson 7; Coffey, Tikkanen 6; Krushelnyski, Linseman, Murphy, Pisano; 5; Gregg, Klima 4; Horcoff, Smyth 3; Acton, Grier, Hagman, Hemsky, KASSIAN, Lamb, MacTavish, Pouzar, S. Smith, Weight 2; Beranek, Berehowsky, Buchberger, Callighen, Carson, Carter, M. Comrie, Desharnais, DRAISAITL, Dvorak, Fogolin, Gelinas, Glynn, Graves, Hannan, P. Hughes, Lacombe, LARSSON, Lemay, Lindstrom, Lowe, Marchant, MAROON, McClelland, McSorley, Mellanby, Mironov, Niinimaa, Nicholls, Peca, Ruotsalainen, Semenko, Siltanen, SLEPYSHEV, J. Smith, Stoll, Torres, Winchester 1.

**TOTAL: 159**

### OVERTIME GOALS

Anderson 3; Gretzky, Klima, Kurri, Murphy, Tikkanen 2; Buchberger, M. Comrie, Desharnais, ogolin, Gregg, Horcoff, Lamb, MacTavish, Marchant, Pisani, Smyth, Stoll 1.

**TOTAL: 25**

## EDMONTON OILERS ALL-TIME PLAYOFF GOALTENDING RECORDS

GOALTENDER	GP	W	L	W%	MINS	GA	SO	GAA	SA	SV%
Grant Fuhr	111	74	32	.667	6258	330	2	3.02	3161	.896
Bill Ranford	41	25	16	.610	2445	118	3	2.90	1233	.904
Andy Moog	37	34	9	.919	1938	101	0	3.12	908	.889
Dwayne Roloson	18	12	5	.667	1160	45	1	2.33	618	.927
Curtis Joseph	24	10	14	.417	1483	59	5	2.39	724	.918
CAM TALBOT	13	7	6	.538	799	33	2	2.48	437	.924
Tommy Salo	21	5	16	.238	1342	58	0	2.60	630	.908
Jussi Markkanen	7	3	3	.429	374	14	1	2.24	149	.906
Ron Low	3	0	3	.000	212	12	0	3.40	127	.905
Ron Tugnutt	2	0	0	.000	60	3	0	3.00	34	.912
LAURENT BROSSOIT	1	0	0	.000	27	2	0	4.42	8	.750
Bob Essensa	1	0	0	.000	27	1	0	2.26	11	.909
Gary Edwards	1	0	0	.000	20	2	0	6.00	6	.667
Ty Conklin	1	0	1	.000	6	1	0	10.71	3	.667
Eldon Reddick	1	0	0	.000	2	0	0	0.00	1	1.000

**NOTE:** The team totals and individual totals do not coincide due to the cancelled game of May 24, 1988 at Boston. Individual statistics for that game were counted in the players' totals but not in team totals.

**OILERS ALL-TIME SHUTOUTS (1979-80 TO 2016-17)**

PLAYOFFS (TOTAL: 14)

NO	GOALTENDER	DATE	OPPONENT	ROUND	SCORE	SAVES
5	Curtis Joseph	April 18, 1997	at Dallas	FIRST ROUND	4-0	25
		April 25, 1997	at Dallas	FIRST ROUND	1-0 (OT)	43
		May 2, 1998	vs. Colorado	FIRST ROUND	2-0	31
		May 4, 1998	at Colorado	FIRST ROUND	4-0	31
		May 9, 1998	at Dallas	SECOND ROUND	2-0	15
3	Bill Ranford	April 18, 1990	vs. Los Angeles	SECOND ROUND	7-0	25
		April 28, 1992	vs. Los Angeles	FIRST ROUND	3-0	26
		May 12, 1992	vs. Vancouver	SECOND ROUND	3-0	26
2	CAM TALBOT	Apr. 14, 2017	vs. San Jose	FIRST ROUND	2-0	16
		Apr. 16, 2017	at San Jose	FIRST ROUND	1-0	23
2	Grant Fuhr	May 10, 1984	at NY Islanders	SC FINAL	1-0	34
		April 8, 1989	vs. Los Angeles	FIRST ROUND	4-0	26
1	Jussi Markkanen	June 17, 2006	vs. Carolina	SC FINAL	4-0	16
1	Dwayne Roloson	May 17, 2006	vs. San Jose	SECOND ROUND	2-0	24

**ALL-TIME SHUTOUTS VS OILERS (1979-80 TO 2016-17)**

PLAYOFFS (TOTAL: 6)

NO	GOALTENDER	DATE	OPPONENT	ROUND	SCORE	SAVES
2	Ed Belfour	May 11, 1998	vs. Dallas	SECOND ROUND	0-1	28
		April 13, 2000	at Dallas	FIRST ROUND	0-3	17
1	Billy Smith	May 10, 1983	vs. NY Islanders	SC FINAL	0-2	35
1	Kirk McLean	May 4, 1992	at Vancouver	SECOND ROUND	0-4	14
1	Cam Ward	June 7, 2006	at Carolina	SC FINAL	0-5	25
1	Martin Jones	April 18, 2017	at San Jose	FIRST ROUND	0-7	23

**OILERS PENALTY SHOTS (1979-80 TO 2016-17)**

PLAYOFFS

PLAYER	DATE	OPPONENT	GOALTENDER	RESULT
Wayne Gretzky	April 28, 1984	at Minnesota	Don Beaupre	GOAL
Petr Klima	May 18, 1990	at Boston	Rejean Lemelin	No Goal
Chris Pronger	June 5, 2006	at Carolina	Cam Ward	GOAL

**PENALTY SHOTS VS OILERS (1979-80 TO 2016-17)**

PLAYOFFS

PLAYER	DATE	OPPONENT	GOALTENDER	RESULT
Ron Sutter	May 28, 1985	vs. Philadelphia	Grant Fuhr	No Goal
Dave Poulin	May 30, 1985	vs. Philadelphia	Grant Fuhr	No Goal

SUMMARY: Two penalty shots have resulted in no goals (Home 0 for 2; Road 0 for 0).



## EDMONTON OILERS NATIONAL HOCKEY LEAGUE PLAYOFF "FIRSTS"

### FIRST GOAL:

AWAY Dave Lumley, 1st pd. 14:09, Apr. 8, 1980, at Philadelphia  
HOME Wayne Gretzky, 1st pd. 15:55, Apr. 11, 1980, vs. Philadelphia

### FIRST ASSISTS:

AWAY Wayne Gretzky & Blair MacDonald, 1st pd. 14:09, Apr. 8, 1980, at Philadelphia  
HOME Brett Callighen & Blair MacDonald, 1st pd. 15:55, Apr. 11, 1980, vs. Philadelphia

### FIRST GAME WINNING GOAL:

AWAY Brett Callighen, 3rd pd. 1:14, Apr. 8, 1981, at Montreal  
HOME Wayne Gretzky, 2nd pd. 8:15, Apr. 11, 1981, vs. Montreal

### FIRST OVERTIME GOAL:

HOME Wayne Gretzky, 1st OT pd. 6:20, Apr. 8/82, vs. Los Angeles  
AWAY Glenn Anderson, 1st OT pd. 0:46, Apr. 13/85 vs. Los Angeles

### FIRST MINOR PENALTY:

AWAY Stan Weir, 1st pd. 16:18, hooking, Apr. 9, 1980 at Montreal  
HOME Lee Fogolin, 1st pd. 16:42, crosschecking, Apr. 11, 1980 vs. Philadelphia

### FIRST TWO GOAL GAME:

AWAY Jari Kurri, Apr. 8, 1981, at Montreal  
HOME Wayne Gretzky, Apr. 11, 1981, vs. Montreal

### FIRST THREE GOAL GAME:

HOME Wayne Gretzky, Apr. 11, 1981, vs. Montreal  
AWAY Wayne Gretzky, Apr. 17, 1983, at Calgary

### FIRST POWERPLAY GOAL:

AWAY Dave Lumley, 1st pd. 14:09, Apr. 8, 1980, at Philadelphia  
HOME Wayne Gretzky, 2nd pd. 16:44, Apr. 19, 1981, vs. NY Islanders

### FIRST SHORTHANDED GOAL:

HOME Mark Messier, 1st pd. 17:16, Apr. 11, 1980, vs. Philadelphia  
AWAY Wayne Gretzky, 1st pd. 19:23, Apr. 10, 1982, at Los Angeles

### FIRST SHUTOUT:

HOME Grant Fuhr, Apr. 8, 1989, vs. Los Angeles  
AWAY Grant Fuhr, May 10, 1984, at NY Islanders

### FIRST OPPONENT GOAL:

AWAY Paul Holmgren, 1st pd. 0:56, Apr. 8, 1980, at Philadelphia  
HOME Behn Wilson, 2nd pd. 4:24, Apr. 11, 1980, vs. Philadelphia

### FIRST OPPONENT ASSISTS:

AWAY Ken Linseman & Bob Dailey, 1st pd. 0:56, Apr. 8, 1980, at Philadelphia  
HOME Bob Kelly & Paul Holmgren, 2nd pd. 4:24, Apr. 11, 1980, vs. Philadelphia

### FIRST OPPONENT GAME-WINNING GOAL:

AWAY Bobby Clarke, 1st OT pd. 8:06, Apr. 8, 1980, at Philadelphia  
HOME Ken Linseman, 2nd OT pd. 3:56, Apr. 11, 1980, vs. Philadelphia

### FIRST OPPONENT OVERTIME GOAL:

AWAY Bobby Clarke, 1st OT pd. 8:06, Apr. 8, 1980, at Philadelphia  
HOME Ken Linseman, 2nd OT pd. 3:56, Apr. 11, 1980, vs. Philadelphia

### FIRST OPPONENT MINOR PENALTY:

AWAY Al Hill, 1st pd. fighting, 5:37, Apr. 8, 1980, vs. Philadelphia  
HOME Behn Wilson, 1st pd. 4:27, hooking, Apr. 11, 1980 vs. Philadelphia

### FIRST OPPONENT MAJOR PENALTY:

AWAY Pat Price, 3rd pd. 13:01, fighting, Apr. 9, 1980  
HOME Dave Hunter, fighting, Dave Lumley, slashing, fighting, 2nd pd. 17:43, Apr. 11, 1980, vs. Philadelphia

### FIRST OPPONENT MAJOR PENALTY:

AWAY Paul Holmgren, 3rd pd. 13:01, fighting, Apr. 9, 1980 vs. Philadelphia  
HOME Mike Busniuk, Jim Watson, 2nd pr. 17:43, fighting, Apr. 11, 1980 vs. Philadelphia

### FIRST OPPONENT TWO GOAL GAME:

AWAY — Clark Gillies, Apr. 16, 1981, at NY Islanders  
HOME — Marcel Dionne, Apr. 7, 1982, vs. Los Angeles

### FIRST OPPONENT THREE GOAL GAME:

AWAY Denis Potvin, Apr. 17, 1981, at NY Islanders  
HOME Paul Reinhart, Apr. 14, 1983, vs. Calgary

### FIRST OPPONENT POWERPLAY GOAL:

AWAY Bobby Clarke, 2nd pd. 4:08, Apr. 9, 1980, at Philadelphia  
HOME Mike Bossy, 2nd pd. 12:30, Apr. 19, 1981, vs. NY Islanders

### FIRST OPPONENT SHORTHANDED GOAL:

AWAY Denis Potvin, 3rd pd. 10:50, Apr. 16, 1981, at NY Islanders  
HOME Paul Reinhart, 3rd pd. 13:01, Apr. 14, 1983, vs. Calgary

### FIRST OPPONENT SHUTOUT:

HOME Billy Smith, April 10, 1983 vs. NY Islanders  
AWAY Kirk McLean, May 4, 1992 at Vancouver



## EDMONTON OILERS INDIVIDUAL PLAYOFF RECORDS

## GAMES

## MOST GAMES:

172 Kevin Lowe, 1980 through 1992 & 1997 through 1998

## GOALS

## MOST GOALS:

92 Jari Kurri, in 146 games

## MOST GAMES SCORING THREE-OR-MORE GOALS:

7 — Wayne Gretzky, 5 three-goal games, 2 four-goal games  
— Jari Kurri, 5 three-goal games, 2 four-goal games  
Gretzky holds NHL record with 10 games scoring three or more goals in a game, with Edmonton, Los Angeles, NY Rangers

## MOST GAMES SCORING THREE-OR-MORE GOALS, ONE PLAYOFF SEASON:

4 Jari Kurri, 1985, 3 three-goal games 1 four-goal game (NHL record)

## MOST GAMES SCORING THREE-OR-MORE GOALS, ONE PLAYOFF SERIES:

3 Jari Kurri, 1985 Conference Finals vs. Chicago (NHL record)

## MOST GOALS, ONE PLAYOFF YEAR:

19 Jari Kurri, 1985 in 18 games (Ties NHL record)

## MOST GOALS, ONE PLAYOFF YEAR, ROOKIE:

5 — Glenn Anderson, 1981  
— Jari Kurri, 1981

## MOST GOALS, ONE PLAYOFF YEAR, DEFENCEMAN:

12 Paul Coffey, 1985 in 18 games (NHL record)

## MOST GOALS, IN FINAL SERIES:

7 Wayne Gretzky, 1985 in six games

## MOST GOALS IN ONE SERIES (OTHER THAN FINAL):

12 Jari Kurri, 1985 vs. Chicago in Conference Final (NHL record)

## MOST GOALS, ONE GAME:

Edmonton: 4 — Wayne Gretzky, vs. Winnipeg, Apr. 6, 1983. Edmonton won 6-3  
— Mark Messier, vs. Calgary, Apr. 14, 1983. Edmonton won 6-3  
— Wayne Gretzky, at Calgary, Apr. 17, 1983. Edmonton won 10-2  
— Glenn Anderson, vs. Chicago, Apr. 26, 1983. Edmonton won 8-2  
— Jari Kurri, at Chicago, May 16, 1985. Edmonton won 8-2  
— Jari Kurri, vs. Los Angeles, Apr. 9, 1987. Edmonton won 13-3

Opposition: 3 — Denis Potvin, at NY Islanders, Apr. 17, 1981. New York won 6-3  
— Paul Reinhart, vs. Calgary, Apr. 14, 1983. Edmonton won 6-3  
— Clark Gillies, at NY Islanders, May 12, 1984. New York won 6-1  
— Chris Kontos, at Los Angeles, Apr. 6, 1989. Los Angeles won 5-2  
— Luc Robitaille, at Los Angeles, Apr. 26, 1991. Los Angeles won 5-2

## MOST GOALS, ONE ROAD GAME:

Edmonton: 4 — Wayne Gretzky, at Calgary, Apr. 17, 1983. Edmonton won 10-2 (Ties NHL record)  
— Jari Kurri, at Chicago, May 16, 1985. Edmonton won 8-2 (Ties NHL record)

Opposition: 3 Paul Reinhart, vs. Calgary, Apr. 14, 1983. Edmonton won 6-3

## MOST GOALS, ONE PERIOD:

Edmonton: 3 — Wayne Gretzky, vs. Winnipeg, Apr. 6, 1983, 2nd period. Edmonton won 6-3  
— Wayne Gretzky, vs. Philadelphia, May 25, 1985, 1st period. Edmonton won 4-3  
— Glenn Anderson, vs. Winnipeg, Apr. 6, 1988, 3rd period. Edmonton won 7-4  
— Petr Klima, vs. Minnesota, May 4, 1991, 1st period. Edmonton won 7-2

Opposition: 2 Has occurred 25 times in Oilers playoff history.  
Most recently: Ryan Getzlaf, Anaheim, May 4, 2017, 2nd period. Anaheim won 4-3 in overtime

## MOST GAME-WINNING GOALS:

16 Wayne Gretzky, in 120 games  
Gretzky holds the NHL career record, with 24 game-winning goals with Edmonton, Los Angeles, St. Louis, NY Rangers

## MOST GAME-WINNING GOALS, ONE PLAYOFF YEAR:

5 — Jari Kurri, 1987  
— Fernando Pisani, 2006

## MOST OVERTIME GOALS:

3 Glenn Anderson, in 164 games

## MOST OVERTIME GOALS, ONE PLAYOFF YEAR:

2 Esa Tikkanen, 1991

## MOST OVERTIME GOALS, ONE PLAYOFF SERIES:

1 18 different Oilers players have scored 25 overtime goals in the NHL playoffs, but none have scored more than one in one playoff series  
Most recently: David Desharnais, 2017 First Round vs. San Jose



**LONGEST CONSECUTIVE GOAL-SCORING STREAK:**

6 games Esa Tikkanen, Apr. 10, 1990 through  
Apr. 20, 1990, 7 goals

**ASSISTS****MOST ASSISTS:**

171 Wayne Gretzky, in 120 games  
Gretzky holds the NHL record, with 260  
assists, with Edmonton, Los Angeles, St.  
Louis and the NY Rangers

**MOST ASSISTS, ONE PLAYOFF YEAR:**

31 Wayne Gretzky, 1988 (NHL record)

**MOST ASSISTS, ONE PLAYOFF YEAR, ROOKIE:**

7 — Glenn Anderson, 1981  
— Jari Kurri, 1981

**MOST ASSISTS, ONE PLAYOFF YEAR, DEFENCEMAN:**

25 Paul Coffey, 1985 (NHL record)

**MOST ASSISTS, IN FINAL SERIES:**

10 Wayne Gretzky, 1988 vs. Boston  
(NHL record)

**MOST ASSISTS IN ONE SERIES (OTHER THAN FINAL):**

14 Wayne Gretzky, 1985 Conference Final  
vs. Chicago (Ties NHL record)

**MOST ASSISTS, ONE GAME:**

Edmonton: 6 Wayne Gretzky, vs. Los Angeles, Apr. 9,  
1987. Edmonton won 13-3 (Ties NHL  
record)

Opposition: 4 — Duane Sutter, vs. NY Islanders,  
May 12, 1983. New York won 6-3  
— Wayne Gretzky, at Los Angeles,  
Apr. 20, 1992. Los Angeles won 8-5  
— Sandis Ozolinsh, vs. Colorado,  
Apr. 26, 1998. Colorado won 5-4 (OT)

**MOST ASSISTS, ONE PERIOD:**

Edmonton: 3 Eleven (11) Oilers have posted three  
assists in one period, tying the NHL record  
Most recently: Chris Pronger, at Detroit,  
Apr. 29, 2006, 2nd period. Edmonton won  
3-1  
Wayne Gretzky leads all players with three  
games in which he posted three assists in  
one period

Opposition: 3 Steve Payne, vs. Minnesota, Apr. 26,  
1984, 2nd period. Edmonton won 4-3  
Chris Chelios, at Chicago, May 18, 1992,  
3rd period. Chicago won 4-2

**MOST ASSISTS, ONE ROAD GAME:**

Edmonton: 5 Wayne Gretzky, at Montreal, Apr. 8, 1981.  
Edmonton won 6-3 (NHL record)

Opposition: 4 — Duane Sutter, vs. NY Islanders,  
May 12, 1983. New York won 6-3  
— Sandis Ozolinsh, vs. Colorado, Apr. 26,  
1998. Colorado won 5-4 (OT)

**POINTS****MOST POINTS:**

252 — Wayne Gretzky, in 120 games (81  
goals -171 assists)  
Gretzky holds the NHL career record, with  
382 points (122G, 260A), with Edmonton,  
Los Angeles, St. Louis, NY Rangers

**MOST POINTS, ONE PLAYOFF YEAR:**

47 Wayne Gretzky, 1985 (17 goals - 30  
assists) (NHL record)

**MOST POINTS, ONE PLAYOFF YEAR, ROOKIE:**

12 — Glenn Anderson, 1981 (5 goals -  
7 assists)  
— Jari Kurri, 1981 (5 goals - 7 assists)

**MOST POINTS, ONE PLAYOFF YEAR, DEFENCEMAN:**

37 Paul Coffey, 1985 (12 goals - 25 assists)  
(NHL record)

**MOST POINTS IN ONE SERIES (OTHER THAN FINAL):**

18 Wayne Gretzky in 1985 in 6 games vs.  
Chicago in Conference Final. (4 goals, 14  
assists) Edmonton won series 4-2

**MOST POINTS, IN FINAL SERIES:**

13 Wayne Gretzky, 1988 (3 goals, 10 assists)  
vs. Boston. (NHL Record)

**MOST POINTS, ONE GAME:**

Edmonton: 7 — Wayne Gretzky, at Calgary, Apr. 17,  
1983, 4 goals, 3 assists. Edmonton  
won 10-2  
— Wayne Gretzky, at Winnipeg, Apr. 25,  
1985, 3 goals, 4 assists. Edmonton  
won 8-3  
— Wayne Gretzky, vs. Los Angeles,  
Apr. 9, 1987, 1 goal, 6 assists.  
Edmonton won 13-3

Opposition: 5 — Denis Potvin, at NY Islanders, Apr. 17,  
1981, 3 goals, 2 assists. New York  
won 6-3  
— Peter Forsberg, at Colorado, Apr. 24,  
1998, 2 goals, 3 assists,  
Colorado won 5-2

**MOST POINTS, ONE ROAD GAME:**

Edmonton: 7 — Wayne Gretzky, at Calgary, Apr. 17,  
1983, 4 goals, 3 assists. Edmonton  
won 10-2 (NHL record)  
— Wayne Gretzky, at Winnipeg, Apr. 25,  
1985, 3 goals, 4 assists. Edmonton  
won 8-3 (Ties NHL record)

Opposition: 4 — Daryl Evans, vs. Los Angeles, Apr. 7,  
1982, 2 goals, 2 assists. Los Angeles  
won 10-8  
— Duane Sutter, vs. NY Islanders,  
May 12, 1983, 4 assists,  
New York won 6-3

**MOST POINTS, ONE GAME, DEFENCEMAN:**

Edmonton: 6 Paul Coffey, vs. Chicago, May 14, 1985, 1 goal, 5 assists. Edmonton won 10-5 (NHL record)

Opposition: 5 Denis Potvin, at NY Islanders, Apr. 17, 1981, 3 goals, 2 assists. New York won 6-3

**MOST POINTS, ONE PERIOD:**

Edmonton: 4 Wayne Gretzky, vs. Los Angeles, Apr. 12, 1987, 3rd period, 1 goal, 3 assists. Edmonton won 6-3 (Ties NHL record)  
Glenn Anderson, vs. Winnipeg, Apr. 6, 1988, 3rd period, 3 goals, 1 assist. Edmonton won 7-4 (Ties NHL record)

Opposition: 3 — Denis Potvin, at NY Islanders, Apr. 17, 1981, 2nd period, 2 goals, 1 assist. New York won 6-3  
— Daryl Evans, vs. Los Angeles, Apr. 7, 1982, 2nd period, 2 goals, 1 assist. Los Angeles won 10-8  
— Steve Payne, vs. Minnesota, Apr. 26, 1984, 2nd period, 3 assists. Edmonton won 4-3  
— Brad Maxwell, at Minnesota, Apr. 28, 1984, 2nd period, 1 goal, 2 assists. Edmonton won 8-5  
— Luc Robitaille, at Los Angeles, Apr. 24, 1990, 2nd period, 1 goal, 2 assists. Edmonton won 6-5 in overtime  
— Theoren Fleury, at Calgary, Apr. 16, 1991, 1st period, 1 goal, 2 assists. Edmonton won 5-4 in overtime  
— Chris Chelios, at Chicago, May 18, 1992, 3rd period, 3 assists, Chicago won 4-2

**PENALTIES****MOST PENALTIES, ONE GAME:**

Edmonton: 7 Lee Fogolin, at Calgary, Apr. 18, 1983, 4 minors, 2 majors, and 1 game misconduct

Opposition: 6 Marty McSorley, at Los Angeles, Apr. 26, 1991, 3 minors, 2 majors and 1 game misconduct

**MOST PENALTIES, ONE PERIOD:**

Edmonton: 4 — Dave Semenko, at Calgary, Apr. 17, 1983, 1st period, 1 major, 1 match penalty, 1 10-minute misconduct, 1 game misconduct  
— Lee Fogolin, at Calgary, Apr. 18, 1983, 1st period, 3 minors, 1 major  
— Ethan Moreau, at Dallas, Apr. 11, 2003, 3rd period, 4 minors

Opposition: 5 Marty McSorley, at Los Angeles, Apr. 26, 1991, 3rd period, 2 minors, 2 majors, 1 game misconduct

**PENALTY MINUTES****MOST PENALTY MINUTES:**

314 Glenn Anderson, in 164 games

**MOST PENALTY MINUTES, ONE PLAYOFF YEAR:**

75 Kevin McClelland, 1985

**MOST PENALTY MINUTES, BY A GOALTENDER, CAREER:**

14 — Grant Fuhr, in 111 games  
— Dwayne Roloson, in 18 games

**MOST PENALTY MINUTES, BY A GOALTENDER, ONE PLAYOFF YEAR:**

14 Dwayne Roloson, 2006

**MOST PENALTY MINUTES, ONE GAME:**

Edmonton: 30 Dave Semenko, at Calgary, Apr. 17, 1983, 1 major, 1 match penalty, 1 10-minute misconduct, 1 game misconduct

Opposition: 29 Tim Hunter, at Calgary, Apr. 18, 1983, 2 minors, 1 major, 2 10-minute misconducts

**MOST PENALTY MINUTES, ONE PERIOD:**

Edmonton: 30 Dave Semenko, at Calgary, Apr. 17, 1983, 1st period, 1 major, 1 match penalty, 1 10-minute misconduct, 1 game misconduct

Opposition: 25 Jim Peplinski, at Calgary, Apr. 17, 1983, 1st period, 1 major, 2 game misconducts

**POWERPLAY GOALS****MOST POWERPLAY GOALS:**

23 Wayne Gretzky, in 120 games

**MOST POWERPLAY GOALS, ONE PLAYOFF YEAR:**

7 Mark Messier, 1988

**MOST POWERPLAY GOALS, ONE PLAYOFF SERIES:**

4 — Bernie Nicholls, 1992 Division SF vs. Los Angeles  
— Bill Guerin, 1998 Conference QF vs. Colorado

**MOST POWERPLAY GOALS, ONE GAME:**

Edmonton: 3 Jari Kurri, vs. Los Angeles, Apr. 9, 1987. Edmonton won 13-3 (Ties NHL record)

Opposition: 3 Denis Potvin, at NY Islanders, Apr. 17, 1981. New York won 6-3 (Ties NHL record)

**MOST POWERPLAY GOALS, ONE PERIOD:**

Edmonton: 2 Jari Kurri, vs. Los Angeles, Apr. 9, 1987, third period. Edmonton won 13-3

Opposition: 2 Denis Potvin, at NY Islanders, Apr. 17, 1981, 2nd period. New York won 6-3  
Paul Coffey, vs. Los Angeles, Apr. 20, 1992, 1st period. Los Angeles won 8-5



## SHORTHANDED GOALS

### MOST SHORTHANDED GOALS:

- 11 Mark Messier, in 166 games  
Messier holds the NHL career record, with 14 shorthanded goals with Edmonton and NY Rangers

### MOST SHORTHANDED GOALS, ONE PLAYOFF YEAR:

- 3 — Wayne Gretzky, 1983 (Ties NHL record)  
— Todd Marchant, 1997 (Ties NHL record)

### MOST SHORTHANDED GOALS, ONE GAME:

- Edmonton: 2 — Wayne Gretzky, vs. Winnipeg, Apr. 6, 1983. Edmonton won 6-3 (Ties NHL record)  
— Jari Kurri, vs. Chicago, Apr. 24, 1983. Edmonton won 8-4 (Ties NHL record)  
— Wayne Gretzky at Winnipeg, Apr. 25, 1985. Edmonton won 8-3 (Ties NHL record)

- Opposition: 1 26 times; Most recently: Wes Walz, vs. Minnesota, Mar. 28, 2006.

### MOST SHORTHANDED GOALS, ONE PERIOD:

- Edmonton: 2 Jari Kurri, vs. Chicago, Apr. 24, 1983, 3rd period. Edmonton won 8-4 (Ties NHL record)

- Opposition: 1 26 times; Most recently: Wes Walz, vs. Minnesota, Mar. 28, 2006.

## GOALTENDER RECORDS

### MOST GAMES APPEARED IN BY A GOALTENDER:

- 111 Grant Fuhr 1982 through 1991

### MOST CONSECUTIVE COMPLETE GAMES BY A GOALTENDER:

- 51 Grant Fuhr, April 12, 1986 through April 15, 1989

### MOST CONSECUTIVE COMPLETE GAMES BY A GOALTENDER, ONE SEASON:

- 18 Grant Fuhr, Apr. 6, 1988 through May 26, 1988

### MOST WINS BY A GOALTENDER, ONE PLAYOFF YEAR:

- 16 — Grant Fuhr, 1988, in 18 games (NHL record)  
— Bill Ranford, 1990, in 22 games (NHL record)

### MOST CONSECUTIVE WINS BY A GOALTENDER, ONE PLAYOFF YEAR:

- 9 Grant Fuhr, Apr. 10, 1985 through May 7, 1985

### MOST MINUTES PLAYED BY A GOALTENDER:

- 6528 Grant Fuhr, 1982 through 1991

### MOST MINUTES PLAYED BY A GOALTENDER, ONE PLAYOFF YEAR:

- 1401 Bill Ranford, 1990

### MOST CAREER PLAYOFF SHUTOUTS:

- 5 Curtis Joseph, in 24 games, 1997 through 1998

### MOST SHUTOUTS, ONE PLAYOFF YEAR:

- 3 Curtis Joseph, 1997-98

### MOST SHUTOUTS, ONE PLAYOFF SERIES:

- 2 — Curtis Joseph, 1997 Conference QF vs. Dallas  
— Curtis Joseph, 1998 Conference QF vs. Colorado

### LONGEST SHUTOUT SEQUENCE:

- 166:54 Curtis Joseph shutout Colorado for final 43:40 on Apr. 30, 1998, for 60:00 on both May 2, 1998 and May 4, 1998 and Dallas for initial 3:14 on May 7, 1998.

### MOST SHOTS FACED, ONE GAME:

- 64 Cam Talbot, at Anaheim, May 5, 2017. Anaheim won 4-3 (OT)

### MOST SAVES, ONE GAME:

- 60 Cam Talbot, at Anaheim, May 5, 2017. Anaheim won 4-3 (OT)

### MOST ASSISTS BY A GOALTENDER, CAREER:

- 12 Grant Fuhr, in 111 games

### MOST ASSISTS BY A GOALTENDER, ONE PLAYOFF YEAR:

- 3 Grant Fuhr, 1984 & 1985

### MOST PENALTY SHOTS FACED, ONE PLAYOFF YEAR AND SERIES:

- 2 Grant Fuhr, 1985 Stanley Cup Final Series vs. Philadelphia, May 28, May 30, 1985 (NHL record)

### MOST PENALTY SHOTS STOPPED, ONE PLAYOFF YEAR AND SERIES:

- 2 Grant Fuhr, 1985 Stanley Cup Final Series vs. Philadelphia, May 28, May 30, 1985 (NHL record)

## STREAKS

### LONGEST CONSECUTIVE GOAL-SCORING STREAK, ONE PLAYOFF YEAR:

- 6 games Esa Tikkanen, Apr. 10, 1990 through Apr. 20, 1990, 7 goals

### LONGEST CONSECUTIVE ASSIST-SCORING STREAK:

- 9 games Glenn Anderson, Apr. 20, 1985 through May 16, 1985, 13 assists

### LONGEST CONSECUTIVE ASSIST-SCORING STREAK, ONE PLAYOFF YEAR:

- 9 games Glenn Anderson, Apr. 20, 1985 through May 16, 1985, 13 assists

### LONGEST CONSECUTIVE POINT-SCORING STREAK:

- 18 games Wayne Gretzky, Apr. 11, 1980 through Apr. 9, 1983, 17 goals, 25 assists, 42 points

### LONGEST CONSECUTIVE POINT-SCORING STREAK, ONE PLAYOFF YEAR:

- 17 games - Wayne Gretzky, Apr. 9, 1988 through May 26, 1988, 12 goals, 29 assists, 41 points

**FASTEST GOALS****FASTEST OPENING GOAL:**

Edmonton: 0:10 Glenn Anderson, at Boston, May 24, 1988. Score tied at 3-3 when game was cancelled due to power failure at Boston Garden

Opposition: 0:10 John Byce, Boston at Edmonton, May 20, 1990. Boston won 2-1

**FASTEST GOAL FROM THE START OF A PERIOD:**

Edmonton: 0:09 — Wayne Gretzky, vs. Winnipeg, Apr. 6, 1983, 2nd period. Edmonton won 6-3  
— Mark Messier, at Calgary, Apr. 16, 1984, 3rd period. Edmonton won 5-3

Opposition: 0:11 Neal Broten, vs. Minnesota, Apr. 26, 1984, 2nd period. Edmonton won 4-3

**FASTEST TWO GOALS:**

Edmonton: 0:15 - Wayne Gretzky, vs. Philadelphia, May 25, 1985. Goals: 1st period - 1:10, 1:25. Edmonton won 4-3

Opposition: 0:22 Pat LaFontaine, vs. NY Islanders, May 19, 1984. Goals: 3rd period - 0:13, 0:35. Edmonton won 5-2

**FASTEST THREE GOALS:**

Edmonton: 5:13 Petr Klima, vs. Minnesota, May 4, 1991. Goals: 1st period - 6:14, 8:23, 11:27. Edmonton won 7-2

Opposition: 18:34 Luc Robitaille, at Los Angeles, Apr. 26, 1991. Goals: 1st period 15:08, 19:03, 2nd period - 13:42. Los Angeles won 5-2

**FASTEST FOUR GOALS:**

Edmonton: 16:50 Wayne Gretzky, vs. Winnipeg, Apr. 6, 1983. Goals: 1st period - 15:58, 2nd period - 0:09, 5:52, 12:48. Edmonton won 6-3

Opposition: n/a Has not occurred in Oilers playoff history

**FASTEST ASSISTS****FASTEST TWO ASSISTS:**

Edmonton: 0:15 Paul Coffey, vs. Philadelphia, May 25, 1985. Goals: Wayne Gretzky, 1st period - 1:10, 1:25. Edmonton won 4-3

Opposition: 0:22 Clark Gillies, vs. NY Islanders, May 19, 1984. Goals: Pat LaFontaine, 3rd period - 0:13, 0:35. Edmonton won 5-2

**FASTEST THREE ASSISTS:**

Edmonton: 7:24 Wayne Gretzky, at Winnipeg, Apr. 25, 1985. Goals: 2nd period - Jari Kurri 0:54, 1:18, Glenn Anderson 8:18. Edmonton won 8-3

Opposition: 9:19 Steve Payne, vs. Minnesota, Apr. 26, 1984. Goals: 2nd period - Neal Broten 0:11, Willi Plett 2:37, Brian Bellows 10:30. Edmonton won 4-3

**FASTEST FOUR ASSISTS:**

Edmonton: 21:18 Glenn Anderson, vs. Detroit, May 13, 1987. Goals: 2nd period - Mark Messier 18:23, 3rd period - Mark Messier 4:48, Kent Nilsson 19:11 and 19:41. Edmonton won 6-3

Opposition: 39:50 Duane Sutter, vs. NY Islanders, May 12, 1983. Goals: 1st period - Tomas Jonsson 14:21, 2nd period - Bob Bourne 8:03, Brent Sutter 8:41 3rd period - Brent Sutter 14:11. New York won 6-3

**FASTEST FIVE ASSISTS:**

Edmonton: 51:15 Wayne Gretzky, vs. Los Angeles, Apr. 9, 1987. Goals: 1st period - Jari Kurri 6:26, Esa Tikkanen 14:09, 2nd period - Kent Nilsson 14:05, 3rd period - Jari Kurri 7:30 and 17:41. Edmonton won 13-3

Opposition: n/a Has not occurred in Oilers playoff history



## CURRENT NHL INDIVIDUAL RECORDS ESTABLISHED OR TIED BY EDMONTON OILERS (PLAYOFFS)

### MOST CAREER PLAYOFF GOALS:

122 Wayne Gretzky, 1979-80 through 1998-99  
(with EDM, LAK, STL, NYR)  
Gretzky scored 81 with Edmonton

### MOST GOALS, ONE PLAYOFF YEAR:

19 Jari Kurri, 1984-85 (Ties NHL record)

### MOST GOALS IN ONE SERIES (OTHER THAN FINAL):

12 Jari Kurri, 1984-85, during six-game  
Conference Final against Chicago

### MOST CAREER PLAYOFF ASSISTS:

260 Wayne Gretzky, 1979-80 through 1998-99  
(with EDM, LAK, STL, NYR)  
Gretzky posted 171 assists with Edmonton

### MOST ASSISTS, ONE PLAYOFF YEAR:

31 Wayne Gretzky, 1987-88

### MOST ASSISTS IN ONE SERIES (OTHER THAN FINAL):

14 Wayne Gretzky, 1984-85, during six-  
game Conference Final against Chicago  
(Ties NHL record)

### MOST ASSISTS, IN FINAL SERIES:

10 Wayne Gretzky, 1987-88, during four-  
game Stanley Cup Final against Boston.

### MOST ASSISTS, ONE GAME:

6 Wayne Gretzky, Apr. 9, 1987 vs. Los  
Angeles (Ties NHL record)

### MOST ASSISTS, ONE PERIOD:

3 Wayne Gretzky, 5 times, Apr. 8, 1981, Apr.  
24, 1983, Apr. 25, 1985, Apr. 9, 1987, Apr.  
12, 1987 (Ties NHL record)

### MOST CAREER PLAYOFF POINTS:

382 Wayne Gretzky, 1979-80 through 1998-99  
(with EDM, LAK, STL, NYR)  
Gretzky posted 252 points with Edmonton

### MOST POINTS, ONE PLAYOFF YEAR:

47 Wayne Gretzky, 1984-85; 17 goals, 30  
assists

### MOST POINTS, IN FINAL SERIES:

13 Wayne Gretzky, 1987-88, scored 3 goals,  
10 assists during four-game Stanley Cup  
Final against Boston.

### MOST POINTS, ONE PERIOD:

4 — Wayne Gretzky, Apr. 12, 1987 at  
Los Angeles, 3rd period; 1 goal,  
3 assists (Ties NHL record)  
— Glenn Anderson, Apr. 6, 1983  
vs. Winnipeg, 3rd period; 3 goals,  
1 assist (Ties NHL record)

### MOST POWERPLAY GOALS, ONE GAME:

3 Jari Kurri, Apr. 9, 1987 vs. Los Angeles  
(Ties NHL record)

### MOST CAREER SHORTHANDED GOALS:

14 Mark Messier, 1979-80 through 1997-98  
(with EDM, NYR)  
Messier scored 11 shorthanded goals with  
Edmonton

### MOST SHORTHANDED GOALS, ONE PLAYOFF YEAR:

3 — Wayne Gretzky, 1982-83  
(Ties NHL record)  
— Todd Marchant, 1996-97  
(Ties NHL record)

### MOST SHORTHANDED GOALS, ONE GAME:

2 — Wayne Gretzky, Twice: Apr. 6, 1983  
vs. Winnipeg; Apr. 25, 1985 at  
Winnipeg; (Ties NHL record)  
— Jari Kurri, Apr. 24, 1983 vs. Chicago  
(Ties NHL record)

### MOST SHORTHANDED GOALS, ONE PERIOD:

2 Jari Kurri, April 24, 1983 vs. Chicago,  
3rd period (Ties NHL record)

### MOST CAREER GAME-WINNING GOALS

24 Wayne Gretzky, 1979-80 through 1998-99  
(with EDM, LAK, STL, NYR)  
Gretzky scored 16 game-winning goals  
with Edmonton

### MOST GOALS BY A DEFENCEMAN, ONE PLAYOFF YEAR:

12 Paul Coffey, 1984-85

### MOST ASSISTS BY A DEFENCEMAN, ONE PLAYOFF YEAR:

25 — Paul Coffey, 1984-85

### MOST ASSISTS BY A DEFENCEMAN, ONE GAME:

5 Paul Coffey, May 14, 1985 vs. Chicago.  
Edmonton won 10-5

### MOST POINTS BY A DEFENCEMAN ONE PLAYOFF YEAR:

37 Paul Coffey, 1984-85; 12 goals, 25  
assists

### MOST POINTS, ONE GAME, BY A DEFENCEMAN:

6 Paul Coffey, May 14, 1985 vs. Chicago;  
1 goal, 5 assists

### MOST CAREER THREE-OR-MORE GOAL GAMES:

10 Wayne Gretzky, 1979-80 through 1998-99  
(with EDM, LAK, STL, NYR)

### MOST THREE-OR-MORE GOAL GAMES ONE PLAYOFF YEAR:

4 Jari Kurri, 1984-85

### MOST THREE-OR-MORE GOAL GAMES, ONE PLAYOFF SERIES:

3 Jari Kurri, 1984-85, during six-game  
Conference Final against Chicago

### MOST WINS BY A GOALTENDER ONE PLAYOFF YEAR:

16 — Grant Fuhr, 1987-88  
— Bill Ranford, 1989-90 (Ties NHL record)



## EDMONTON OILERS TEAM RECORDS (PLAYOFFS)

## PLAYOFF APPEARANCES

MOST CONSECUTIVE PLAYOFF APPEARANCES:

13 1980 through 1992

## GAMES PLAYED

MOST GAMES PLAYED, ONE PLAYOFF YEAR:

24 2006

MOST CONSECUTIVE OVERTIME GAMES, ONE PLAYOFF YEAR:

5 Apr. 14, 1991 through Apr. 22, 1991  
(3 wins, 2 losses)

MOST CONSECUTIVE OVERTIME GAMES, ONE SERIES:

3 — Oilers vs. Los Angeles, 1991 Smythe Division Final, Games 1-3.  
Edmonton won series 4-2.  
— Oilers vs. Dallas, 2001 Western Conference Quarter Final, Games 3-5.  
Dallas won series 4-2.

## WINS

MOST WINS, ONE PLAYOFF YEAR:

16 1987, 1988, 1990

MOST HOME WINS, ONE PLAYOFF YEAR:

11 1988

MOST ROAD WINS, ONE PLAYOFF YEAR:

8 1990

MOST OVERTIME WINS, ONE PLAYOFF YEAR:

6 1991

MOST OVERTIME WINS, ONE PLAYOFF SERIES:

3 Oilers vs. Los Angeles, 1991 Smythe Division Final. Edmonton won series 4-2  
Oilers vs. Dallas. 1997 Western Conf. QF.  
Edmonton won series 4-3

MOST OVERTIME WINS AT HOME, ONE PLAYOFF YEAR:

4 1991

MOST OVERTIME WINS ON THE ROAD, ONE PLAYOFF YEAR:

2 1988, 1990, 1991, 2001,

## LOSSES

MOST LOSSES, ONE PLAYOFF YEAR:

8 2006

MOST HOME LOSSES, ONE PLAYOFF YEAR:

4 1998

MOST ROAD LOSSES, ONE PLAYOFF YEAR:

6 1991

MOST OVERTIME LOSSES, ONE PLAYOFF YEAR:

3 2001

MOST OVERTIME LOSSES, ONE PLAYOFF SERIES:

3 Oilers vs. Dallas, 2001 Western Conf. QF.  
Dallas won series 4-2.

MOST OVERTIME LOSSES AT HOME, ONE PLAYOFF YEAR:

3 1998

MOST OVERTIME LOSSES ON THE ROAD, ONE PLAYOFF YEAR:

2 2001, 2017

## PLAYOFF STREAKS

MOST CONSECUTIVE WINS:

12 May 15, 1984 through May 9, 1985

MOST CONSECUTIVE WINS, ONE PLAYOFF YEAR:

9 Apr. 10, 1985 through May 7, 1985

MOST CONSECUTIVE LOSSES:

7 May 11, 1998 through Apr. 27, 1999

MOST CONSECUTIVE LOSSES, ONE PLAYOFF YEAR:

4 — May 10, 1983 to May 17, 1983  
— May 16, 1992 to May 22, 1992  
— Apr. 21, 1999 to Apr. 27, 1999

## GOALS

MOST GOALS, ONE SERIES:

44 Oilers vs. Chicago, 1985 Conf. Finals.  
Edmonton won series 4-2, outscoring  
Chicago 44-25 (NHL record)

MOST GOALS, THREE-GAME SERIES:

Edmonton: 18 Oilers vs. Winnipeg, 1984 Division SF.  
Edmonton won series 3-0, outscoring  
Winnipeg 18-7Opposition: 12 Oilers vs. Philadelphia, 1980 Preliminary  
Round, Philadelphia won series 4-0,  
outscoring Edmonton 12-6

MOST GOALS, FOUR-GAME SERIES:

Edmonton: 25 Oilers vs. Chicago, 1983 Conf. Finals.  
Edmonton won series 4-0, outscoring  
Chicago 25-11Opposition: 21 Oilers vs. Chicago, 1992 Conf. Finals,  
Chicago won series 4-0 outscoring  
Edmonton 21-8

MOST GOALS, FIVE-GAME SERIES

Edmonton: 35 Oilers vs. Calgary, 1983 Division Final,  
Edmonton won series 4-1, outscoring  
Calgary 35-13 (NHL record)Opposition: 27 Oilers vs. Los Angeles, 1992 Division SF,  
Los Angeles won series 3-2, outscoring  
Edmonton 27-23

MOST GOALS, SIX-GAME SERIES:

Edmonton: 44 Oilers vs. Chicago, 1985 Conf. Final.  
Edmonton won series 4-2, outscoring  
Chicago 44-25 (NHL record)Opposition: 27 Oilers vs. Los Angeles, 1982 Division SF.  
Los Angeles won series 3-2 and outscored  
Edmonton 27-23

**MOST GOALS, SEVEN-GAME SERIES:**

Edmonton: 33 Oilers vs. Calgary, 1984 Division Final.  
Edmonton won series 4-3, outscoring  
Calgary 33-27.

Opposition: 27 Oilers vs. Calgary, 1984 Division Final.  
Edmonton won series 4-3, outscoring  
Calgary 33-27.

**FEWEST GOALS, THREE-GAME SERIES:**

Edmonton: 6 Oilers vs. Philadelphia, 1980 Preliminary  
Round, Philadelphia won series,  
outscoring Edmonton 12-6

Opposition: 5 Oilers vs. Vancouver, 1986 Preliminary  
Round, Edmonton won series 3-0,  
outscoring Vancouver 17-5

**FEWEST GOALS, FOUR-GAME SERIES:**

Edmonton: 6 Oilers vs. NY Islanders, 1983 Stanley Cup  
Final, New York won series 4-0, outscoring  
Edmonton 17-6

Opposition: 9 — Oilers vs. Winnipeg, 1987 Division  
Final, Edmonton won series 4-0 and  
outscored Winnipeg 17-9  
— Oilers vs. Boston, 1988 Stanley Cup  
Final, Edmonton won series 4-0 and  
outscored Boston 18-9

**FEWEST GOALS, FIVE-GAME SERIES:**

Edmonton: 5 Oilers vs. Dallas, 1998 Conf. SF, Dallas  
won series 4-1 and outscored Edmonton  
9-5

Opposition: 8 Oilers vs. Boston, 1990 Stanley Cup Final,  
Edmonton won series 4-1, outscoring  
Boston 20-8

**FEWEST GOALS, SIX-GAME SERIES:**

Edmonton: 11 Oilers vs. Dallas, 2003 Western Conf.  
QF. Dallas won series 4-2, outscoring  
Edmonton 20-11

Opposition: 12 Oilers vs. San Jose, 2006 Conf. SF.  
Edmonton won series 4-2, outscoring San  
Jose 19-12

**FEWEST GOALS, SEVEN-GAME SERIES:**

Edmonton: 16 Oilers vs. Carolina, 2006 Stanley Cup  
Final. Carolina won series 4-3, outscoring  
Edmonton 19-16

Opposition: 12 Oilers vs. Colorado, 1998 Conf. QF.  
Edmonton won series 4-3, outscoring  
Colorado 19-16

**MOST CONSECUTIVE GOALS, ONE GAME:**

Edmonton: 9 Oilers vs. Chicago, May 4, 1985.  
Edmonton won 11-2

Opposition: 16 — Oilers at Los Angeles, Apr. 10, 1982.  
Los Angeles won 6-5  
— Oilers at Chicago, May 16, 1992.  
Chicago won 8-2

**GOALS IN A SERIES, BOTH TEAMS****MOST GOALS, BOTH TEAMS, ONE PLAYOFF SERIES:**

69 Oilers vs. Chicago, 1985 Conf. Finals.  
Edmonton won series 4-2, outscoring  
Chicago 44-25 (NHL record)

**MOST GOALS, BOTH TEAMS, THREE-GAME SERIES:**

25 Oilers vs. Winnipeg, 1984 Division SF,  
Edmonton won series 3-0, outscoring  
Winnipeg 18-7

**MOST GOALS, BOTH TEAMS, FOUR-GAME SERIES:**

36 Oilers vs. Chicago, 1983 Conf. Finals,  
Edmonton won series 4-0, outscoring  
Chicago 25-11. (Ties NHL record)

**MOST GOALS, BOTH TEAMS, FIVE-GAME SERIES:**

52 Oilers vs. Los Angeles, 1987 Division SF.  
Edmonton won series 4-1, outscoring Los  
Angeles 32-20 (NHL record)

**MOST GOALS, BOTH TEAMS, SIX-GAME SERIES:**

69 Oilers vs. Chicago, 1985 Conf. Finals.  
Edmonton won series 4-2, outscoring  
Chicago 44-25 (NHL record)

**MOST GOALS, BOTH TEAMS, SEVEN-GAME SERIES:**

60 Oilers vs. Calgary, 1984 Division Finals,  
Edmonton won series 4-3, outscoring  
Calgary 33-27

**FEWEST GOALS, BOTH TEAMS, THREE-GAME SERIES:**

18 — Oilers vs. Philadelphia, 1980  
Preliminary Round. Philadelphia won  
series 3-0, outscoring Edmonton 12-6  
— Oilers vs. Los Angeles, 1985 Smythe  
Division SF. Edmonton won series 3-0,  
outscoring Los Angeles 11-7

**FEWEST GOALS, BOTH TEAMS, FOUR-GAME SERIES:**

18 Oilers vs. Dallas Stars, 1999 Western  
Conf. QF. Dallas won series 4-0,  
outscoring Edmonton 11-7

**FEWEST GOALS, BOTH TEAMS, FIVE-GAME SERIES:**

14 Oilers vs. Dallas, 1998 Conf. SF, Dallas  
won series 4-1, outscoring Edmonton 9-5

**FEWEST GOALS, BOTH TEAMS, SIX-GAME SERIES:**

29 Oilers vs. Dallas, 2001 Western Conf.  
QF. Dallas won series 4-2, outscoring  
Edmonton 16-13.

**FEWEST GOALS, BOTH TEAMS, SEVEN-GAME SERIES:**

35 — Oilers vs. Colorado, 1998 Conf. QF.  
Edmonton won series 4-3, outscoring  
Colorado 19-16  
— Oilers vs. Carolina, 2006 Stanley Cup  
Final. Carolina won series 4-3,  
outscoring Edmonton 19-16

**MOST GOALS, BOTH TEAMS, ONE GAME:**

18 Oilers vs. Los Angeles, Apr. 8, 1982. Los  
Angeles won 10-8 (NHL record)

**MOST GOALS, ONE GAME:**

Edmonton: 13 Oilers vs. Los Angeles, Apr. 9, 1987.  
Edmonton won 13-3 (NHL record)

Opposition: 10 Oilers vs. Los Angeles, Apr. 8, 1982. Los Angeles won 10-8 (NHL record)

**MOST GOALS, BOTH TEAMS, ONE PERIOD:**

8 — Oilers at Chicago, May 12, 1985, 1st period. Chicago won 8-6 and had 5 goals. Edmonton had 3 goals  
— Oilers vs. Winnipeg, Apr. 6, 1988, 3rd period. Edmonton won 7-4 with 6 goals. Winnipeg scored 2.  
— Oilers vs. Anaheim, May 23, 2006, 3rd period. Edmonton won 5-4, with 4 goals. Anaheim scored 4 goals

**MOST GOALS, ONE PERIOD:**

Edmonton: 6 — Oilers vs. Los Angeles, Apr. 9, 1987, 1st period. Edmonton won 13-3  
— Oilers vs. Winnipeg, Apr. 6, 1988, 3rd period. Edmonton won 7-4

Opposition: 5 — Oilers vs. Los Angeles, Apr. 7, 1982, 2nd period. Los Angeles won 10-8  
— Oilers at Los Angeles, Apr. 10, 1982, 3rd period. Los Angeles won 6-5  
— Oilers at Minnesota, Apr. 28, 1984, 2nd period. Edmonton won 8-5  
— Oilers at Chicago, May 12, 1985, 1st period. Chicago won 8-6

**POWER-PLAY GOALS****MOST POWER-PLAY GOALS, ONE PLAYOFF YEAR:**

32 1988 in 18 games

**MOST POWER-PLAY GOALS, ONE SERIES:**

Edmonton: 10 Oilers vs. Winnipeg, 1988 Division SF. Edmonton won series 4-1  
Oilers vs. Los Angeles, 1992 Division SF. Edmonton won series 4-2

Opposition: 13 Oilers vs. NY Islanders, 1981 QF, New York won series 4-2

**MOST POWER-PLAY GOALS, BOTH TEAMS, ONE SERIES:**

21 Oilers vs. NY Islanders, 1981 QF. New York won the series 4-2. (Ties NHL record)

**MOST POWER-PLAY GOALS, ONE GAME:**

Edmonton: 5 Oilers vs. Los Angeles, Apr. 9, 1987.  
Edmonton won 13-3

Opposition: 5 Oilers vs. Chicago, May 14, 1985.  
Edmonton won 10-5

**MOST POWER-PLAY GOALS, BOTH TEAMS, ONE GAME:**

7 — Oilers at Minnesota North Stars, Apr. 28, 1984. Edmonton won 8-5  
— Oilers vs. Chicago, May 14, 1985. Edmonton won 10-5

**MOST POWER-PLAY GOALS, ONE PERIOD:**

Edmonton: 2 — Oilers vs. Los Angeles, Apr. 13, 1982, 1st period. Los Angeles won 7-4  
— Oilers vs. Calgary, Apr. 15, 1983, 3rd period. Edmonton won 5-1  
— Oilers vs. NY Islanders, May 19, 1984, 2nd period. Edmonton won 5-2  
— Oilers vs. Philadelphia, May 28, 1985, 1st period. Edmonton won 5-3  
— Oilers vs. Los Angeles, Apr. 9, 1987, 1st period. Edmonton won 13-3  
— Oilers vs. Los Angeles, Apr. 9, 1987, 3rd period. Edmonton won 13-3  
— Oilers vs. Winnipeg, Apr. 6, 1988, 3rd period. Edmonton won 7-4  
— Oilers at Winnipeg, Apr. 10, 1988, 2nd period. Edmonton won 5-3  
— Oilers vs. Winnipeg, Apr. 12, 1988, 1st period. Edmonton won 6-2  
— Oilers vs. Winnipeg, Apr. 12, 1988, 2nd period. Edmonton won 6-2  
— Oilers vs. Boston, May 20, 1988, 1st period. Edmonton won 4-2  
— Oilers vs. Winnipeg, Apr. 4, 1990, 1st period. Winnipeg won 7-5  
— Oilers vs. Los Angeles, Apr. 20, 1990, 3rd period. Edmonton won 6-1  
— Oilers vs. Calgary, Apr. 10, 1991. 2nd period. Edmonton won 5-2  
— Oilers vs. Minnesota, May 4, 1991, 1st period. Edmonton won 7-2  
— Oilers vs. Los Angeles, Apr. 22, 1992, 3rd period. Edmonton won 4-3  
— Oilers at Vancouver, May 10, 1992, 2nd period. Vancouver won 4-3  
— Oilers at Dallas, Apr. 14, 2001, 1st period. Edmonton won 4-3  
— Oilers vs. Detroit, May 1, 2006, 3rd period. Edmonton won 4-3  
— Oilers at San Jose, May 14, 2006, 3rd period. Edmonton won 6-3  
— Oilers vs. Anaheim, May 23, 2006, 3rd period. Edmonton won 5-4  
— Oilers vs. Carolina, Jun. 17, 2006, 3rd period. Edmonton won 4-0

Opposition: 4 Oilers at Minnesota, Apr. 28, 1984, 2nd period. Edmonton won 8-5 (Ties NHL record)

**MOST POWER-PLAY GOALS, BOTH TEAMS, ONE PERIOD:**

5 Minnesota (4), Edmonton (1), Apr. 28, 1984 at Minnesota. Edmonton won 8-5. (Ties NHL record)





## SHORTHANDED GOALS

### MOST SHORTHANDED GOALS, ONE PLAYOFF YEAR:

10 1983, in 16 games (NHL record)

### MOST SHORTHANDED GOALS, ONE SERIES:

Edmonton: 5 1983 vs. Calgary in best-of-seven DF won by Edmonton 4-1

Opposition: 2 — Oilers vs. NY Islanders, 1981 QF, New York won series 4-2  
 — Oilers vs. Calgary, 1983 Division Finals, 2nd period, Edmonton won 5-2  
 — Oilers vs. Calgary, 1984 Division Finals, 1st period, Edmonton won 5-3  
 — Oilers vs. Winnipeg, 1985 Division Finals, Edmonton won series 4-0  
 — Oilers vs. Winnipeg, 1988 Division Semi-Final, Edmonton won series 4-1

### MOST SHORTHANDED GOALS, BOTH TEAMS, ONE SERIES:

Edmonton: 7 Oilers vs. Calgary, 1983 Divisional Finals. Edmonton won series 4-1; EDM - 5 SHG; CGY - 2 SHG (Ties NHL record)

### MOST SHORTHANDED GOALS, ONE GAME:

Edmonton: 3 Apr. 17, 1983 at Calgary. Edmonton won 10-2 (Tied NHL record)

Opposition: 2 Oilers at Winnipeg, Apr. 9, 1988, Winnipeg won 6-4

### MOST SHORTHANDED GOALS, BOTH TEAMS, ONE GAME:

3 Oilers at Winnipeg, Apr. 9, 1988. Winnipeg won 6-4. WPG - 2 SHG; EDM - 1 SHG

### MOST SHORTHANDED GOALS, ONE PERIOD:

Edmonton: 2 Apr. 24, 1984, 3rd period vs. Chicago. Edmonton won 8-4 (Tied NHL record)

Opposition: 1 The Oilers have allowed 26 shorthanded goals in the playoffs; Most recently: at Carolina, June 5, 2006. Carolina won 5-4

### MOST SHORTHANDED GOALS, BOTH TEAMS, ONE PERIOD:

2 — Oilers vs. Calgary, Apr. 14, 1983, 3rd period. Edmonton won 6-3. EDM - 1 SHG, CGY - 1 SHG  
 — Oilers vs. Chicago, Apr. 24, 1983, 3rd period. Edmonton won 8-4. EDM - 2 SHG  
 — Oilers at Winnipeg, Apr. 9, 1988, 2nd period. Winnipeg won 6-4. WPG - 1 SHG, EDM - 1 SHG

## FASTEST GOALS

### FASTEST FIVE GOALS, BOTH TEAMS:

5:12 Oilers at Minnesota, April 28/84, 2nd period. Scorers Mark Napier, North Stars, 8:48, Mark Napier, North Stars, 10:22, Neal Broten North Stars, 12:04, Neal Broten, North Stars, 12:36; Paul Coffey, Oilers, 14:00, Edmonton won 8-5

### FASTEST FIVE GOALS, ONE TEAM:

Edmonton: 5:44 Oilers at Minnesota, Apr. 28, 1984, 3rd period. Scorers: Jari Kurri 4:58; Glenn Anderson 6:06; Ken Linseman 7:05; Mark Messier 10:10; Wayne Gretzky 10:42, Edmonton won 8-5

Opposition: 8:27 Oilers at Minnesota, Apr. 28, 1984, 2nd period. Scorers: Brad Maxwell 4:09; Mark Napier 8:48, Mark Napier 10:22; Neal Broten 12:04; Neal Broten 12:36, Edmonton won 8-5

### FASTEST FOUR GOALS, BOTH TEAMS:

2:30 Oilers at Chicago, May 12, 1985, 1st period. Scorers: Denis Savard, Chicago, 17:05; Jaroslav Pouzar, Edmonton, 17:20; Curt Fraser, Chicago, 18:17; Al Secord, Chicago, 19:35, Chicago won 8-6

### FASTEST FOUR GOALS, ONE TEAM:

Edmonton: 4:25 Oilers vs. Los Angeles, Apr. 20, 1990, 3rd period. Scorers: Jari Kurri 13:14; Mark Lamb 14:29; Esa Tikkanen 16:38; Craig MacTavish 17:39, Edmonton won 6-1

Opposition: 3:48 Oilers at Minnesota, Apr. 28, 1984, 2nd period. Scorers: Mark Napier 8:48; Mark Napier 10:22; Neal Broten 12:04; Neal Broten 12:36, Edmonton won 8-5

### FASTEST THREE GOALS, BOTH TEAMS:

0:21 Oilers vs. Chicago, May 7, 1985, 3rd period. Scorers: Behn Wilson, Chicago, 19:22; Jari Kurri, Edmonton, 19:36; Glenn Anderson, Edmonton, 19:43. Edmonton won 7-3 (NHL Record)

### FASTEST THREE GOALS, ONE TEAM:

Edmonton: 1:48 Oilers vs. Winnipeg, Apr. 6, 1983, 1st period. Scorers: Ken Linseman 14:10; Dave Hunter 14:17; Wayne Gretzky 15:58, Edmonton won 6-3

Opposition: 1:26 Oilers at Chicago, May 16, 1992, 2nd period. Scorers: Mike Peluso 2:51; Jeremy Roenick 3:20; Steve Smith 4:17, Chicago won 8-2

### FASTEST TWO GOALS, BOTH TEAMS:

0:11 Oilers vs. Calgary, Apr. 8, 1991, 1st period. Scorers: Joe Nieuwendyk, Calgary, 2:03; Esa Tikkanen, Edmonton, 2:14; Edmonton won 4-3

**FASTEST TWO GOALS, ONE TEAM:**

Edmonton: 0:07 Oilers vs. Winnipeg, Apr. 6, 1983, 1st period. Scorers: Ken Linseman 14:10; Dave Hunter 14:17, Edmonton won 6-3  
 Oilers vs. Chicago, May 7, 1985, 3rd period. Scorers: Jari Kurri 19:36; Glenn Anderson 19:43 (both ENG), Edmonton won 7-3

Opposition: 0:11 Oilers at Los Angeles, Apr. 22, 1990, 1st period. Scorers: Larry Robinson 19:20; Todd Elik 19:31, Edmonton won 5-4

**FASTEST THREE GOALS FROM THE START OF A GAME, BOTH TEAMS:**

1:41 Oilers vs. Philadelphia, May 25, 1985. Scorers: Wayne Gretzky, Oilers, 1:10; Wayne Gretzky, Oilers 1:25; Derrick Smith, Philadelphia, 1:41; Edmonton won 4-3

**FASTEST THREE GOALS FROM THE START OF A GAME, ONE TEAM:**

Edmonton: 6:26 Oilers vs. Los Angeles, Apr. 9, 1987. Scorers: Jari Kurri 2:51; Glenn Anderson 5:17; Jari Kurri 6:26, Oilers won 13-3

Opposition: 12:04 Oilers at Winnipeg, Apr. 10, 1990. Scorers: Mark Kumpel 4:55; Pat Elynuik 11:42; Doug Evans 12:04, Winnipeg won 4-3 in 2OT

**FASTEST THREE GOALS FROM THE START OF A PERIOD, BOTH TEAMS:**

1:41 Oilers vs. Philadelphia, May 25, 1985, 1st period. Scorers: Wayne Gretzky, Oilers, 1:10; Wayne Gretzky, Oilers, 1:25; Derrick Smith, Philadelphia, 1:41; Edmonton won 4-3

**FASTEST THREE GOALS FROM THE START OF A PERIOD, ONE TEAM:**

Edmonton: 5:01 Oilers vs. Detroit, May 5, 1988, 3rd period. Scorers: Mark Messier 0:48; Jari Kurri 1:18; Craig Simpson 5:01, Edmonton won 5-3

Opposition: 4:30 Oilers at NY Islanders, Apr. 16, 1981, 2nd period. Scorers: John Tonelli 2:46; Hector Marini 3:33; Denis Potvin 4:30, New York won 8-2

**FASTEST TWO GOALS FROM THE START OF A GAME, BOTH TEAMS:**

4:19 Oilers vs. Detroit, May 11/88. Scorers: Craig Simpson, Edmonton, 0:47; Brent Ashton, Detroit, 4:19, Edmonton won 8-4

**FASTEST TWO GOALS FROM THE START OF A GAME, ONE TEAM:**

Edmonton: 1:25 Oilers vs. Philadelphia, May 25, 1985. Scorers: Wayne Gretzky 1:10; Wayne Gretzky 1:25; Edmonton won 4-3

Opposition: 5:48 Oilers at NY Islanders, May 12, 1984. Scorers: Bryan Trottier 0:53; Greg Gilbert 5:48, New York won 6-1

**FASTEST TWO GOALS FROM THE START OF A PERIOD, BOTH TEAMS:**

2:04 - Oilers vs. Winnipeg, Apr. 4, 1990, 2nd period. Scorers: Mark Messier, Oilers, 0:35; Moe Mantha, Jets, 2:04, Winnipeg won 7-5

**FASTEST TWO GOALS FROM THE START OF A PERIOD, ONE TEAM:**

Edmonton: 1:18 Oilers vs. Detroit, May 5, 1988, 3rd period. Scorers: Mark Messier 0:48; Jari Kurri 1:18; Edmonton won 5-3

Opposition: 0:35 Oilers at NY Islanders, May 19, 1984, 3rd period. Scorers: Pat LaFontaine 0:13; Pat LaFontaine 0:35, Edmonton won 5-2

**OVERTIME****SHORTEST OVERTIME:**

0:21 Oilers vs. Winnipeg, Apr. 5, 1984, Edmonton won 5-4. Winning goal: Randy Gregg (Mark Messier, Glenn Anderson) 0:21 of the 1st overtime period

**LONGEST OVERTIME:**

55:13 Oilers at Boston, May 15, 1990, Edmonton won 3-2. Winning goal: Petr Klima (Jari Kurri, Craig MacTavish) at 15:13 of 3rd overtime period

**MOST OVERTIME GAMES, ONE PLAYOFF YEAR:**

6 1991

**MOST OVERTIME GAMES, ONE PLAYOFF SERIES:**

4  
 — Oilers vs. Los Angeles, 1991 Smythe Division Final, Games 1-3. Edmonton won series 4-2  
 — Oiler vs. Dallas, 2001 Western Conf. QF, Games 3-5, Dallas won series 4-2

**HAT-TRICKS****MOST HAT-TRICKS, ONE TEAM, ONE PLAYOFF YEAR:**

6  
 — 1983 in 16 games (NHL record)  
 — 1985 in 18 games (Tied NHL record)

**POINTS****MOST POINTS, BOTH TEAMS, ONE GAME:**

46 Oilers vs. Los Angeles, Apr. 7, 1982, Los Angeles won 10-8; LA - 10G, 15A; EDM - 8G, 13A

**MOST POINTS, ONE TEAM, ONE GAME:**

Edmonton: 33 Oilers vs. Los Angeles, Apr. 9, 1987. Edmonton won 13-3, with 20 assists

Opposition: 25 Oilers vs. Los Angeles, Apr. 7, 1982, Los Angeles won 10-8, with 15 assists

**MOST POINTS, BOTH TEAMS, ONE PERIOD:**

23 Oilers vs. Winnipeg, Apr. 6, 1988, 3rd period, Edmonton won 7-4; EDM - 7G, 12A; WPG - 2G, 3A

**MOST POINTS, ONE TEAM, ONE PERIOD:**

Edmonton: 18 Oilers vs. Winnipeg, Apr. 6, 1988, 3rd period. Edmonton won 7-4, with 12 assists

Opposition: 14 — Oilers at Los Angeles, Apr. 10, 1982, 3rd period. Los Angeles won 6-5, with 5 goals, 9 assists  
 — Oilers at Minnesota, Apr. 28, 1984, 2nd period. Edmonton won 8-5; Minnesota had 5 goals, 9 assists  
 — Oilers at Chicago, May 12, 1985, 1st period. Chicago won 8-6, with 5 goals and 9 assists

**SHOTS****MOST SHOTS, BOTH TEAMS, ONE GAME:**

97 Oilers vs. Calgary, Apr. 13, 1984, Calgary won 6-5, with 50 shots. Edmonton had 47 shots

**MOST SHOTS, ONE TEAM, ONE GAME:**

Edmonton: 58 Oilers vs. San Jose, May 10, 2006, Edmonton won 3-2 in triple overtime

Opposition: 64 Oilers at Anaheim, May 5, 2017. Anaheim won 4-3 in double overtime

**MOST SHOTS, BOTH TEAMS, ONE PERIOD:**

35 Oilers vs. Winnipeg, Apr. 4, 1984, 1st period, Edmonton won 9-2, with 19 shots; Winnipeg had 16 shots

**MOST SHOTS, ONE TEAM, ONE PERIOD:**

Edmonton: 22 Oilers vs. Dallas, Apr. 16, 2000, 1st period, Edmonton won 5-2

Opposition: 25 Oilers vs. Anaheim, May 25, 2006, 2nd period. Anaheim won 6-3

**FEWEST SHOTS, BOTH TEAMS, ONE GAME:**

36 — Oilers vs. Boston, May 18, 1988. Edmonton won 2-1, with 22 shots. Boston had 14 shots  
 — Oilers at Dallas, May 9, 1998. Edmonton won 2-0 and had 21 shots. Dallas had 15 shots

**FEWEST SHOTS, ONE TEAM, ONE GAME:**

Edmonton: 13 — Oilers at Dallas, Apr. 21, 1999. Dallas won 2-1.  
 — Oilers at Dallas, Apr. 11, 2003. Dallas won 6-1.

Opposition: 12 Oilers vs. Boston, May 20, 1988. Edmonton won 4-2.

**FEWEST SHOTS, BOTH TEAMS, ONE PERIOD:**

7 Oilers at Dallas, Apr. 21, 1999, 1st period. Dallas won 2-1, with 3 shots. Edmonton had 4 shots.

**FEWEST SHOTS, ONE TEAM, ONE PERIOD:**

Edmonton: 1 — Oilers at Los Angeles, Apr. 22, 1990, 1st period. Edmonton won 5-4  
 — Oilers at Vancouver, May 4, 1992, 1st period. Vancouver won 4-0

Opposition: 0 Oilers at Dallas, May 9, 1998, 1st period. Edmonton won 2-0

**PENALTIES****MOST PENALTIES, BOTH TEAMS, ONE SERIES:**

155 Oilers vs. Calgary, 1986 Divisional Final. Calgary won series 4-3, receiving 59 minors, 7 majors, 4 misconducts, and 1 game misconduct. Edmonton received 66 minors, 10 majors, 6 misconducts and 2 game misconducts

**MOST PENALTIES, ONE TEAM, ONE SERIES:**

Edmonton: 84 Oilers vs. Calgary, 1986 Division Finals. Calgary won series 4-3. Edmonton received 66 minors, 10 majors, 6 10-minute misconducts and 2 game misconducts

Opposition: 75 Oilers vs. Winnipeg, 1988 Division SF. Edmonton won series 4-1. Winnipeg received 64 minors, 5 majors, and 6 10-minute misconducts

**MOST PENALTIES, BOTH TEAMS, ONE GAME:**

54 Oilers at Los Angeles, Apr. 10, 1982, Edmonton received 17 minors, 3 majors, and 7 10-minute misconducts. Los Angeles received 18 minors, 2 majors, 6 10-minute misconducts and 1 game misconduct

**MOST PENALTIES, ONE TEAM, ONE GAME:**

Edmonton: 29 Oilers at Calgary, Apr. 24, 1986, Edmonton received 20 minors, 4 majors, 4 misconducts and 1 game misconduct

Opposition: 27 Oilers at Los Angeles, Apr. 10, 1982, Los Angeles received 18 minors, 2 majors, 6 misconducts and 1 game misconduct

**MOST PENALTIES, BOTH TEAMS, ONE PERIOD:**

28 Oilers at Los Angeles, Apr. 20, 1992, 3rd period, Edmonton received 9 minors, 1 major, 4 misconducts. Los Angeles received 9 minors, 1 major and 4 misconducts

**MOST PENALTIES, ONE TEAM, ONE PERIOD:**

- Edmonton: 15 — Oilers at Calgary, Apr. 24, 1986, 3rd period. Edmonton received 6 minors, 4 majors, 4 misconducts and 1 game misconduct
- Oilers at Dallas, Apr. 11, 2003, 3rd period. Edmonton received 11 minors, 1 major, 2 misconducts and 1 match

- Opposition: 14 — Oilers at Los Angeles, Apr. 10, 1982, 3rd period. Los Angeles received 5 minors, 2 majors, 6 10-minute misconducts and 1 game misconduct
- Oilers at Los Angeles, Apr. 20, 1992, 3rd period. Los Angeles received 9 minors, 1 major and 4 misconducts

**PENALTY MINUTES****MOST PENALTY MINUTES, BOTH TEAMS, ONE SERIES:**

- 465 Oilers vs. Calgary, 1986 Division Finals. Calgary won series 4-3, with 203 penalty minutes. Edmonton had 262 penalty minutes

**MOST PENALTY MINUTES, ONE TEAM, ONE SERIES:**

- Edmonton: 262 Oilers vs. Calgary, 1986 Division Finals. Calgary won series 4-3. Edmonton received 66 minors, 10 majors, 6 misconducts and 2 game misconducts

- Opposition: 213 Oilers vs. Winnipeg, 1988 Division SF. Edmonton won series 4-1. Winnipeg received 64 minors, 5 majors and 6 10-minute misconducts

**MOST PENALTY MINUTES, BOTH TEAMS, ONE GAME:**

- 227 Oilers at Los Angeles, Apr. 10, 1982, Edmonton received 18 minors, 3 majors and 6 10-minute misconducts for 111 minutes, Los Angeles received 18 minors, 2 majors, 6 10 minute misconducts and 1 game misconduct for 116 minutes

**MOST PENALTY MINUTES, ONE TEAM, ONE GAME:**

- Edmonton: 111 Oilers at Los Angeles, Apr. 10, 1982, Edmonton received 18 minors, 3 majors and 6 10-minute misconducts

- Opposition: 116 Oilers at Los Angeles, Apr. 10, 1982, Los Angeles received 18 minors, 2 majors, 6 10-minute misconducts and 1 game misconduct

**MOST PENALTY MINUTES, BOTH TEAMS, ONE PERIOD:**

- 161 161 — Oilers at Los Angeles, Apr. 10, 1982, 3rd period, Edmonton received 3 minors, 3 majors and 5 10-minute misconducts for 71 minutes, Los Angeles received 5 minors, 2 majors, 6 10-minute misconducts and 1 game misconduct for 90 minutes

**MOST PENALTY MINUTES, ONE TEAM, ONE PERIOD:**

- Edmonton: 82 Oilers at Calgary, Apr. 24, 1986, 3rd period, Edmonton received 6 minors, 4 majors, 4 misconducts and 1 game misconduct

- Opposition: 90 Oilers at Los Angeles, Apr. 10, 1982, 3rd period, Los Angeles received 5 minors, 2 majors, 6 10-minute misconducts and 1 game misconduct



## NHL TEAM RECORDS HELD OR CO-HELD BY THE EDMONTON OILERS (PLAYOFFS)

### MOST GOALS, ONE TEAM, ONE PLAYOFF SERIES:

44 1985; Edmonton won best-of-seven series  
CF 4-2, outscoring Chicago 44-25

### MOST GOALS, BOTH TEAMS, ONE PLAYOFF SERIES:

69 Edmonton (44), Chicago (25) in 1985.  
Edmonton won best-of-seven CF series  
4-2

### MOST GOALS, BOTH TEAMS, FOUR-GAME SERIES:

36 Edmonton (25), Chicago (11) in 1983.  
Edmonton won best-of-seven CF 4-0.  
(Ties NHL record)

### MOST GOALS, ONE TEAM, FIVE-GAME SERIES:

35 1983. Edmonton won best-of-seven DF  
4-1, outscoring Calgary 35-13

### MOST GOALS, BOTH TEAMS, FIVE-GAME SERIES:

52 Edmonton (32), Los Angeles (20) in 1987.  
Edmonton won best-of-seven Division SF  
4-1

### MOST GOALS, ONE TEAM, SIX-GAME SERIES:

44 1985; Edmonton won best-of-seven series  
CF 4-2, outscoring Chicago 44-25

### MOST GOALS, BOTH TEAMS, SIX-GAME SERIES:

69 Edmonton (44), Chicago (25) in 1985.  
Edmonton won best-of-seven CF series  
4-2

### MOST GOALS, ONE TEAM, ONE GAME:

13 Apr. 9, 1987 vs. Los Angeles. Edmonton  
won 13-3

### MOST GOALS, BOTH TEAMS, ONE GAME:

18 Los Angeles (10), Edmonton (8), Apr. 7,  
1982, at Edmonton. Los Angeles won  
best-of-five DSF 3-2

### MOST POWER-PLAY GOALS, BOTH TEAMS, ONE PERIOD:

5 Minnesota (4), Edmonton (1), Apr. 28,  
1984 at Minnesota. Edmonton won 8-5.

### MOST POWER-PLAY GOALS, BOTH TEAMS, ONE SERIES:

21 NY Islanders (13), Edmonton (8) in 1981  
best-of-seven QF won by NY Islanders 4-2

### MOST SHORTHANDED GOALS, ONE TEAM, ONE PLAYOFF YEAR:

10 1983, in 16 games

### MOST SHORTHANDED GOALS, BOTH TEAMS, ONE SERIES:

7 Edmonton (5), Calgary (2), in 1983  
Division Final, won by Edmonton 4-1

### MOST SHORTHANDED GOALS, ONE TEAM, ONE GAME:

3 Apr. 17, 1983 at Calgary. Edmonton won  
10-2 (Tied NHL record)

### MOST SHORTHANDED GOALS, ONE TEAM, ONE PERIOD:

2 Apr. 24, 1984, 3rd period vs. Chicago.  
Edmonton won 8-4 (Tied NHL record)

### FASTEST THREE GOALS, BOTH TEAMS:

0:21 Oilers vs. Chicago, May 7, 1985, 3rd  
period. Scorers: Behn Wilson, Chicago,  
19:22; Jari Kurri, Edmonton, 19:36; Glenn  
Anderson, Edmonton, 19:43. Edmonton  
won 7-3 (NHL Record)

### MOST HAT-TRICKS, ONE TEAM, ONE PLAYOFF YEAR:

6 — 1983 in 16 games  
— 1985 in 18 games



EDMONTON OILERS  
AFFILIATES



## BAKERSFIELD CONDORS

Member of the AHL

### PHYSICAL ADDRESS:

Bakersfield Condors Professional Hockey 1001 Truxtun Ave.  
Bakersfield, California 93301

TEL: 661-324-PUCK (7825) FAX: 661-324-6929

Website: [www.bakersfieldcondors.com](http://www.bakersfieldcondors.com) Twitter: @Condors

Facebook: [www.facebook.com/bakersfieldcondors](http://www.facebook.com/bakersfieldcondors)

Instagram: @Condors

YouTube: Condors.TV ([www.youtube.com/bakersfieldcondors1](http://www.youtube.com/bakersfieldcondors1))

NHL affiliate: Edmonton Oilers ECHL affiliate: Wichita Thunder

Arena: Rabobank Arena, opened 1998 Capacity: 8,732

Ticket office: (661)324-7825

President.....	Matthew Riley
General Manager, Edmonton Oilers.....	Peter Chiarelli
Head Coach.....	Gerry Fleming
Assistant Coach.....	Jean-Francois Houle
Assistant Coach.....	Tony Borgford
Video Coordinator.....	Derik Johnson
Head Athletic Trainer.....	Josh Bennett
Strength and Conditioning Coach.....	Patrick Love
Head Equipment Manager.....	Al Oman
Assistant equipment manager.....	Alec James
Vice President, Communications.....	Kevin Bartl
Vice President, Ticket Sales.....	Justin Fahs Bender
Vice President, Member Services.....	Jose Rivera

Director, Retail & Event Operations.....	Andrew Crutcher
Director, Media Relations and Broadcasting.....	Ryan Holt
Director, Group Sales.....	Greg Lowe
Manager, Creative Services & Game Operations.....	Dominic Mascola
Director, Ticket Sales.....	Roger Parsons
Account Managers.....	Kaitlin Friedman, Chris Herschberger, Alex Hinerichsen, Martin Ramirez, Russell Weldin
Accountant.....	Eloy Rangel
Coordinator Accounting.....	Naomi Dobbs
Ticket Operations.....	Nick Finocchiaro
Coordinator – Member & Sponsor Services.....	Danton Wyatt
Manager, Game Day Experience and Merchandise.....	Kelley Brown



**Gerry Fleming**  
Head Coach



**Tony Borgford**  
Assistant Coach



**J.F. Houle**  
Assistant Coach

## 2017-18 BAKERSFIELD CONDORS SCHEDULE

### OCTOBER

Tue, Oct 18	@ Manitoba	7:00 PM
Thu, Oct 20	@ Manitoba	7:00 PM Sat
Oct 22	Tucson	6:00 PM
Fri, Oct 28	@ San Jose	7:00 PM
Sat, Oct 29	@ San Jose	1:15 PM

### NOVEMBER

Wed, Nov 2	San Antonio	7:00 PM
Fri, Nov 4	Texas	7:00 PM
Sat, Nov 5	Texas	6:00 PM
Thu, Nov 10	Tucson	7:00 PM
Thu, Nov 12	Tucson	6:00 PM
Wed, Nov 16	Manitoba	10:30 AM
Sat, Nov 19	Stockton	6:00 PM
Tue, Nov 22	San Jose	7:00 PM
Fri, Nov 25	@ San Jose	7:00 PM Sat
Nov 26	San Diego	7:00 PM

### DECEMBER

Fri, Dec 2	Charlotte	7:00 PM
Sat, Dec 3	Tucson	6:00 PM
Tue, Dec 6	@ San Diego	7:00 PM
Fri, Dec 9	Charlotte	7:00 PM
Sat, Dec 10	Stockton	6:00 PM
Fri, Dec 16	@ Ontario	7:00 PM
Sat, Dec 17	@ San Jose	7:00 PM

Tue, Dec 20	@ Tucson	7:05 PM
Wed, Dec 21	@ Tucson	7:05 PM
Mon, Dec 26	@ Ontario	7:00 PM
Tue, Dec 27	San Jose	7:00 PM
Fri, Dec 30	San Jose	7:00 PM
Sat, Dec 31	@ San Jose	6:00 PM

### JANUARY

Sat, Jan 7	Ontario	6:00 PM
Tue, Jan 10	San Antonio	7:00 PM Fri
Jan 13	Stockton	7:00 PM
Sat, Jan 14	@ Ontario	6:00 PM
Mon, Jan 16	@ San Jose	6:00 PM
Fri, Jan 20	@ Stockton	7:30 PM
Sat, Jan 21	@ Stockton	7:30 PM
Wed, Jan 25	@ Ontario	7:00 PM
Fri, Jan 27	@ Texas	7:30 PM
Sat, Jan 28	@ Texas	7:00 PM

### FEBRUARY

Fri, Feb 3	Stockton	7:00 PM
Sat, Feb 4	@ Stockton	7:30 PM
Tue, Feb 7	San Diego	7:00 PM
Wed, Feb 8	@ Ontario	7:00 PM
Sat, Feb 11	San Jose	6:00 PM
Sun, Feb 12	@ San Diego	5:00 PM
Fri, Feb 17	San Diego	7:00 PM

Sat, Feb 18	@ Stockton	7:30 PM
Fri, Feb 24	Ontario	7:00 PM
Sat, Feb 25	Stockton	6:00 PM
Tue, Feb 28	Texas	7:00 PM

### MARCH

Sat, Mar 4	@ Charlotte	6:00 PM
Sun, Mar 5	@ Charlotte	1:00 PM
Wed, Mar 8	@ Stockton	7:00 PM
Fri, Mar 10	Ontario	7:00 PM
Sat, Mar 11	Stockton	6:00 PM
Tue, Mar 14	San Jose	7:00 PM
Fri, Mar 17	@ Tucson	7:05 PM
Sat, Mar 18	@ Tucson	7:05 PM
Fri, Mar 24	San Diego	7:00 PM
Sat, Mar 25	@ San Diego	7:00 PM Tue
Mar 28	Manitoba	7:00 PM
Fri, Mar 31	Ontario	7:00 PM

### APRIL

Sat, Apr 1	Ontario	6:00 PM
Wed, Apr 5	@ Texas	7:30 PM
Fri, Apr 7	@ San Antonio	7:30 PM
Sun, Apr 9	@ San Antonio	3:00 PM
Wed, Apr 12	@ San Diego	7:00 PM Fri
Apr 14	@ Stockton	7:30 PM
Sat, Apr 15	San Jose	6:00 PM



## BAKERSFIELD CONDORS 2016-2017 REGULAR SEASON STATS

NAME	GP	G	A	PTS	+/-	PIM	PPG	SHG	SOG
Anton Lander	42	25	30	55	20	14	6	1	0
Taylor Beck	40	13	37	50	12	18	4	0	0
Justin Fontaine	65	11	30	41	1	26	3	1	0
Joey LaLeggia	67	20	18	38	3	30	7	0	0
Josh Currie	67	22	14	36	-4	28	1	1	0
Ryan Hamilton	49	17	19	36	12	23	4	0	0
Jordan Oesterle	44	7	25	32	3	10	1	0	0
Jesse Puljujarvi	39	12	16	28	-2	10	5	0	0
Griffin Reinhart	54	7	14	21	8	42	0	0	0
Juhhar Khaira	27	8	12	20	4	31	2	1	0
Mark Olver	50	6	14	20	5	33	0	0	0
Scott Allen	57	8	11	19	-8	26	2	0	1
Patrick Russell	68	8	9	17	-8	22	2	0	0
Mark Fayne	39	3	14	17	9	16	0	0	0
Jaedon Descheneau	38	6	9	15	-8	14	1	0	0
David Musil	47	4	10	14	7	34	0	0	0
Greg Chase	48	3	11	14	0	12	2	0	0
Dillon Simpson	53	3	8	11	8	26	0	0	0
Jere Sallinen	53	4	6	10	-2	20	0	0	0
Anton Slepyshev	9	3	7	10	3	6	2	0	0
Braden Christoffer	49	5	3	8	0	45	0	0	0
Brodie Dupont	21	2	6	8	-1	23	0	0	0
Kyle Platzer	51	1	7	8	-7	14	0	0	0
Mark Fraser	65	3	3	6	-4	79	0	0	0
Ben Betker	30	1	5	6	7	18	0	0	0
Joey Benik	21	4	1	5	-11	0	1	0	0
Kris Newbury	14	3	2	5	-5	17	0	0	0
Bryce Aneloski	35	1	4	5	-4	16	0	0	0
Henrik Samuelsson	25	2	1	3	0	20	2	0	0
Joe Gambardella	6	1	2	3	-2	0	0	0	0
Mitch Moroz	17	1	2	3	-3	14	0	0	0
Matt Benning	2	1	1	2	2	0	1	0	0
Jonas Gustavsson	20	1	1	2	0	2	0	1	0
Zach Pochiro	4	0	2	2	0	0	0	0	0
Iiro Pakarinen	5	0	1	1	2	4	0	0	0
Frankie Simonelli	6	0	1	1	-5	4	0	0	0
Laurent Brossoit	21	0	1	1	0	0	0	0	0
Evan Campbell	1	0	0	0	0	0	0	0	0
Evan Polei	1	0	0	0	0	2	0	0	0
Kellan Lain	2	0	0	0	-1	2	0	0	0
Ryan Mantha	2	0	0	0	0	0	0	0	0
Mikael Tam	2	0	0	0	-4	0	0	0	0
Ziyat Paigin	5	0	0	0	-4	2	0	0	0
Joel Rechlicz	15	0	0	0	-4	54	0	0	0
Nick Ellis	34	0	0	0	0	2	0	0	0

GOALTENDER	GP	MIN	GA	GAA	W	L	OTL	SO	GA	GAA	SVS	SV%
Jonas Gustavsson	20	1113:44:00	45	2.42	8	9	1	1	45	2.42	499	0.917
Laurent Brossoit	21	1189:09:00	53	2.67	9	8	3	2	53	2.67	526	0.908
Nick Ellis	34	1781:16:00	80	2.69	16	12	2	1	80	2.69	897	0.918





## WICHITA THUNDER

Member of the ECHL

### PHYSICAL ADDRESS:

Wichita Thunder, 505 W. Maple Street, suite 100, Wichita, KS 67213

TEL: 316-264-4625 FAX: 316-264-3037

Website: [www.wichitathunder.com](http://www.wichitathunder.com) Twitter: @Wichita\_Thunder

Facebook: <https://www.facebook.com/wichitathunder1/>

YouTube: <https://www.youtube.com/user/TheWichitaThunder>

NHL affiliate: Edmonton Oilers AHL affiliate: Bakersfield Condors

Arena: INTRUST Bank Arena, opened 2010 Capacity: 13,000

Ticket office: (855)755-SEAT

General Manager .....	Joel T. Lomurno
Vice President .....	Matt Brokaw
Head Coach .....	Malcolm Cameron
Assistant Coach .....	N/A
Director of Communications/play-by-play Broadcaster .....	Jason Mals
VP of Ticket Sales .....	Grant Wilson
Director of Game Operations .....	Anthony Benghe
Community Relations Manager .....	Jessica Rhodes
Graphic Design .....	Danielle Alred
Account Executive .....	Zac Necci
Account Executive .....	Luke Schuckman
Account Executive .....	Steve Morrison
Account Executive .....	Andrew Majzan
Account Executive .....	Eric Anderson
Account Executive .....	Chris Thomas
Head Athletic Trainer .....	TBD
Head Equipment Manager .....	Frank 'Rizzo' Jury



**Joel T. Lomurno**  
General Manager



**Malcolm Cameron**  
Head Coach

## 2017-18 WICHITA THUNDER SCHEDULE

DATE	OPPONENT	TIME	DATE	OPPONENT	TIME	DATE	OPPONENT	TIME
Fri, Oct 13	Indy	7:05	Tue, Dec 19	Tulsa	7:05	Sat, Feb 17	Rapid City	7:05
Sat, Oct 14	Indy	7:05	Fri, Dec 22	Kansas City	7:05	Sun, Feb 18	Rapid City	4:05
Sat, Oct 21	Rapid City	7:05	Sat, Dec 23	Kansas City	7:05	Tue, Feb 20	Colorado	7:05
Sun, Oct 22	Rapid City	4:05	Wed, Dec 27	at Allen	7:05	Wed, Feb 21	Colorado	7:05
Wed, Oct 25	at Tulsa	7:05	Fri, Dec 29	Allen	7:05	Fri, Feb 23	at Utah	8:05
Sat, Oct 28	at Kansas City	7:05	Sat, Dec 30	Allen	7:05	Sat, Feb 24	at Utah	8:05
Fri, Nov 3	Allen	7:05	Sun, Dec 31	at Allen	5:05	Tue, Feb 27	Fort Wayne	7:05
Sat, Nov 4	at Allen	7:05	Fri, Jan 5	Quad City	7:05	Fri, Mar 2	Idaho	7:05
Sun, Nov 5	Utah	4:05	Sat, Jan 6	Kalamazoo	7:05	Sun, Mar 4	Idaho	4:05
Fri, Nov 10	at Kansas City	7:05	Sun, Jan 7	Kalamazoo	4:05	Wed, Mar 7	Quad City	7:05
Sat, Nov 11	at Kansas City	7:05	Wed, Jan 10	at Tulsa	7:05	Sat, Mar 10	at Tulsa	7:05
Wed, Nov 15	Kansas City	7:05	Fri, Jan 12	Utah	7:05	Sun, Mar 11	at Tulsa	4:05
Sat, Nov 18	Allen	7:05	Sat, Jan 13	Utah	7:05	Fri, Mar 16	at Rapid City	8:05
Sun, Nov 19	Allen	4:05	Sat, Jan 20	Colorado	7:05	Sat, Mar 17	at Rapid City	8:05
Wed, Nov 22	at Kansas City	7:05	Fri, Jan 26	at Allen	7:05	Tue, Mar 20	at Kansas City	7:05
Fri, Nov 24	at Quad City	7:05	Sat, Jan 27	at Allen	7:05	Thu, Mar 22	at Kalamazoo	6:00
Sat, Nov 25	Quad City	7:05	Wed, Jan 31	at Tulsa	7:05	Sat, Mar 24	at Fort Wayne	6:30
Sun, Nov 26	Kalamazoo	4:05	Fri, Feb 2	Tulsa	7:05	Wed, Mar 28	at Allen	7:05
Sat, Dec 2	Kalamazoo	7:05	Sat, Feb 3	at Quad City	7:05	Fri, Mar 30	Tulsa	7:05
Wed, Dec 6	Kansas City	7:05	Wed, Feb 7	at Fort Wayne	6:35	Tue, Apr 3	Allen	7:05
Sat, Dec 9	at Indy	6:35	Fri, Feb 9	at Fort Wayne	7:05	Fri, Apr 6	at Colorado	8:05
Sun, Dec 10	at Kalamazoo	3:00	Sat, Feb 10	at Cincinnati	6:35	Sat, Apr 7	at Colorado	8:05
Wed, Dec 13	at Colorado	8:05	Sun, Feb 11	at Toledo	4:15			
Fri, Dec 15	at Idaho	8:10	Tue, Feb 13	at Cincinnati	6:35			
Sat, Dec 16	at Idaho	8:10	Fri, Feb 16	Rapid City	7:05			

ALL TIMES ARE EASTERN STANDARD TIME (EST)  
AND ARE SUBJECT TO CHANGE



## NORFOLK ADMIRALS 2016-2017 REGULAR SEASON STATS

NAME	GP	G	A	PTS	+/-	PIM	PPG	SHG	SOG
T.J. Foster	62	25	35	60	-22	14	4	1	2
John Dunbar	61	19	31	50	-13	38	4	0	0
Brodie Dupont	40	16	25	41	-2	16	4	0	1
Frankie Simonelli	49	15	22	37	5	30	2	1	2
Paul Rodrigues	57	12	20	32	-4	48	1	1	0
Joey Benik	35	16	15	31	-3	10	4	0	1
Ben Murphy	65	16	15	31	-3	22	1	0	1
Trevor Gerling	66	14	17	31	-16	42	2	1	0
Domenic Albergia	53	12	17	29	-19	53	6	0	0
Nick MacNeil	48	12	15	27	-13	14	2	2	0
Zach Pochiro	42	3	24	27	-13	66	0	0	2
Brady Vail	35	9	15	24	-12	8	0	0	0
Scott Jacklin	36	12	11	23	3	20	2	1	0
Mikael Tam	36	9	13	22	-17	30	3	0	0
Jaedon Descheneau	26	9	10	19	-6	10	1	0	0
Brenden Walker	22	7	11	18	-12	20	3	0	0
Paul Cianfrini	49	0	17	17	-11	26	0	0	0
Lukas Lotquist	33	9	6	15	-7	10	2	0	1
Gabriel Verpaelst	57	6	9	15	-25	155	2	0	0
John Kurtz	26	4	10	14	-6	25	0	0	0
Josh Brittain	28	3	11	14	-5	31	1	0	0
Aaron Harstad	33	2	10	12	-6	27	0	0	0
Mike Krieg	41	2	10	12	-4	38	0	0	0
Tommy Giroux	15	5	5	10	-2	2	2	0	0
Alex Pompeo	39	2	8	10	-4	41	0	0	0
Jeff DiNallo	20	1	5	6	-5	6	0	0	0
Jordan Abt	10	0	6	6	-2	13	0	0	0
Ben Betker	5	3	2	5	4	2	0	0	0
Michael Pontarelli	5	2	3	5	2	0	1	0	0
Samuel Noreau	18	2	3	5	-3	28	0	0	0
Adam Phillips	19	1	4	5	-10	8	0	0	0
Dmitrii Sergeev	36	1	4	5	-8	8	0	0	0
Kyle Dutra	12	2	2	4	-2	0	0	0	0
Mike Seidel	11	2	1	3	-4	0	0	0	0
Mike Driscoll	3	1	1	2	2	0	0	0	0
Dante Salituro	7	1	1	2	-5	2	0	0	0
Jack Lewis	5	1	0	1	-3	2	0	0	0
Maxime St-Cyr	7	1	0	1	-2	4	0	0	0
Alexandre Ranger	8	1	0	1	-4	17	0	0	0
Tanner Hildebrandt	4	0	1	1	-2	0	0	0	0
Ben Davies	5	0	1	1	-1	0	0	0	0
Marc Hetnik	5	0	1	1	2	0	0	0	0
Danick Gauthier	7	0	1	1	-2	6	0	0	0
Cody Bradley	10	0	1	1	-6	0	0	0	0
Anthony Calabrese	12	0	1	1	-2	2	0	0	0
Philippe Desrosiers	33	0	1	1	0	2	0	0	0
Steven Tarasuk	1	0	0	0	0	0	0	0	0
Troy Power	2	0	0	0	-1	0	0	0	0
Steven Whitney	2	0	0	0	-2	2	0	0	0
Darik Angeli	4	0	0	0	-1	4	0	0	0
Travis Armstrong	4	0	0	0	-5	2	0	0	0
Kevin Henderson	4	0	0	0	-3	0	0	0	0
Brett Kilar	4	0	0	0	0	0	0	0	0
Vincent Llorca	4	0	0	0	1	2	0	0	0
Alex Micalef	5	0	0	0	0	2	0	0	0
Steven Summerhays	6	0	0	0	0	2	0	0	0
Brandon Blair	7	0	0	0	1	19	0	0	0
Tim Boyle	8	0	0	0	-5	2	0	0	0
Eetu Laurikainen	11	0	0	0	0	0	0	0	0
Connor Knapp	14	0	0	0	0	0	0	0	0
Mark Esshaki	15	0	0	0	-1	0	0	0	0
Brandon Anderson	21	0	0	0	0	6	0	0	0

GOALTENDER	GP	MIN	GA	SO	GAA	W	L	OTL	SA	SAV%
Brett Kilar	4	248	13	0	3.14	2	0	2	164	0.921
Steven Summerhays	6	321	18	0	3.36	2	3	0	168	0.893
Brandon Anderson	21	1196	70	3	3.51	11	9	0	637	0.89
Connor Knapp	14	774	47	0	3.65	2	10	1	440	0.893
Philippe Desrosiers	33	1834	115	0	3.76	13	14	0	1136	0.899
Eetu Laurikainen	11	636	40	1	3.77	1	7	3	336	0.881



## 2016-17 AMERICAN HOCKEY LEAGUE FINAL STANDINGS

<b>Atlantic Division</b>	<b>GP</b>	<b>W</b>	<b>L</b>	<b>OTL</b>	<b>SOL</b>	<b>PTS</b>	<b>PCT</b>	<b>GF</b>	<b>GA</b>
y - Wilkes-Barre/Scranton Penguins	76	51	20	3	2	107	0.704	247	170
x - Lehigh Valley Phantoms	76	48	23	5	0	101	0.664	260	219
x - Hershey Bears	76	43	22	8	3	97	0.638	252	211
x - Providence Bruins	76	43	23	6	4	96	0.632	229	188
Bridgeport Sound Tigers	76	44	28	3	1	92	0.605	220	212
Springfield Thunderbirds	76	32	33	9	2	75	0.493	197	206
Hartford Wolf Pack	76	24	46	4	2	54	0.355	194	280
<b>North Division</b>	<b>GP</b>	<b>W</b>	<b>L</b>	<b>OTL</b>	<b>SOL</b>	<b>PTS</b>	<b>PCT</b>	<b>GF</b>	<b>GA</b>
y - Syracuse Crunch	76	38	24	7	7	90	0.592	232	227
x - Toronto Marlies	76	42	29	4	1	89	0.586	245	207
x - Albany Devils	76	39	32	2	3	83	0.546	204	206
x - St. John's IceCaps	76	36	30	8	2	82	0.539	216	220
Utica Comets	76	35	32	7	2	79	0.52	195	220
Rochester Americans	76	32	41	0	3	67	0.441	205	240
Binghamton Senators	76	28	44	2	2	60	0.395	190	266
<b>Central Division</b>	<b>GP</b>	<b>W</b>	<b>L</b>	<b>OTL</b>	<b>SOL</b>	<b>PTS</b>	<b>PCT</b>	<b>GF</b>	<b>GA</b>
y - Chicago Wolves	76	44	19	8	5	101	0.664	251	200
x - Grand Rapids Griffins	76	47	23	1	5	100	0.658	251	190
x - Milwaukee Admirals	76	43	26	4	3	93	0.612	225	215
x - Charlotte Checkers	76	39	29	7	1	86	0.566	212	208
Cleveland Monsters	76	39	29	4	4	86	0.566	195	198
Iowa Wild	76	36	31	7	2	81	0.533	182	196
Manitoba Moose	76	29	37	5	5	68	0.447	197	242
Rockford IceHogs	76	25	39	9	3	62	0.408	175	246
<b>Pacific Division</b>	<b>GP</b>	<b>W</b>	<b>L</b>	<b>OTL</b>	<b>SOL</b>	<b>PTS</b>	<b>PCT</b>	<b>GF</b>	<b>GA</b>
y - San Jose Barracuda	68	43	16	4	5	95	0.699	232	176
x - San Diego Gulls	68	43	20	3	2	91	0.669	221	178
x - Ontario Reign	68	36	21	10	1	83	0.61	199	190
x - Stockton Heat	68	34	25	7	2	77	0.566	212	192
Bakersfield Condors	68	33	29	5	1	72	0.529	200	188
Tucson Roadrunners	68	29	31	8	0	66	0.485	187	237
Texas Stars	76	34	37	1	4	73	0.48	224	265
San Antonio Rampage	76	27	42	5	2	61	0.401	184	240

## 2017 CALDER CUP PLAYOFFS

<b>ROUND 1</b>	<p>Wilkes-Barre/Scranton Penguins vs. Providence Bruins Providence wins series 3-2</p> <p>Lehigh Valley Phantoms vs. Hershey Bears Hershey wins series 3-2</p> <p>Syracuse Crunch vs. St. John's Icecaps Syracuse wins series 3-1</p> <p>Toronto Marlies vs. Albany Devils Toronto wins series 3-1</p>	<p>Chicago Wolves vs. Charlotte Checkers Chicago wins series 3-2</p> <p>Grand Rapids Griffins vs. Milwaukee Admirals Grand Rapids wins series 3-0</p> <p>San Jose Barracuda vs. Stockton Heat San Jose wins series 3-2</p> <p>San Diego Gulls vs. Ontario Reign San Diego wins series 3-2</p>
<b>ROUND 2</b>	<p>Hershey Bears vs. Providence Bruins Providence wins series 4-3</p> <p>Syracuse Crunch vs. Toronto Marlies Syracuse wins series 4-3</p>	<p>Chicago Wolves vs. Grand Rapids Griffins Grand Rapids wins series 4-1</p> <p>San Jose Barracuda vs. San Diego Gulls San Jose wins series 4-1</p>
<b>ROUND 3</b>	<p>Providence Bruins vs. Syracuse Crunch Syracuse wins series 4-1</p>	<p>San Jose Barracuda vs. Grand Rapids Griffins Grand Rapids wins series 4-1</p>
<b>ROUND 4</b>	<p>Grand Rapids Griffins (4) vs. Syracuse Crunch (2)</p>	<p>Grand Rapids wins series 4-2</p>



## 2016-17 EAST COAST HOCKEY LEAGUE FINAL STANDINGS

North	GP	W	L	OTL	SOL	PTS	PCT	GF	GA
xy - Adirondack Thunder	72	41	20	7	4	93	0.646	266	218
x - Reading Royals	72	41	25	4	2	88	0.611	255	217
x - Brampton Beast	72	40	24	3	5	88	0.611	263	256
x - Manchester Monarchs	72	37	24	7	4	85	0.59	264	252
Wheeling Nailers	72	34	30	8	0	76	0.528	244	239
Elmira Jackals	72	17	47	7	1	42	0.292	171	279

South	GP	W	L	OTL	SOL	PTS	PCT	GF	GA
xy - Florida Everblades	72	46	21	2	3	97	0.674	275	219
x - Greenville Swamp Rabbits	72	40	26	5	1	86	0.597	251	252
x - South Carolina Stingrays	72	40	28	3	1	84	0.583	227	211
x - Orlando Solar Bears	72	36	26	7	3	82	0.569	260	258
Cincinnati Cyclones	72	36	29	6	1	79	0.549	200	209
Atlanta Gladiators	72	27	37	6	2	62	0.431	234	278
Norfolk Admirals	72	26	40	6	0	58	0.403	214	271

Central	GP	W	L	OTL	SOL	PTS	PCT	GF	GA
xyz - Toledo Walleye	72	51	17	2	2	106	0.736	302	191
x - Fort Wayne Komets	72	45	19	6	2	98	0.681	264	210
x - Quad City Mallards	72	40	28	2	2	84	0.583	232	220
x - Kalamazoo Wings	72	38	30	1	3	80	0.556	222	237
Tulsa Oilers	72	27	37	6	2	62	0.431	194	241
Indy Fuel	72	23	42	3	4	53	0.368	196	290
Wichita Thunder	72	21	44	6	1	49	0.34	189	278

Mountain	GP	W	L	OTL	SOL	PTS	PCT	GF	GA
xy - Allen Americans	72	49	17	4	2	104	0.722	294	203
x - Colorado Eagles	72	47	20	2	3	99	0.688	265	206
x - Idaho Steelheads	72	43	22	5	2	93	0.646	234	206
x - Utah Grizzlies	72	36	29	5	2	79	0.549	225	240
Missouri Mavericks	72	33	30	4	5	75	0.521	233	241
Alaska Aces	72	32	30	3	7	74	0.514	219	230
Rapid City Rush	72	26	38	8	0	60	0.417	215	256

## 2017 KELLY CUP PLAYOFFS

<b>ROUND 1</b>	Adirondack Thunder vs. Manchester Monarchs Manchester wins series 4-2	Toledo Walleye vs. Kalamazoo Wings Toledo wins Series 4-3
	Reading Royals vs. Brampton Beast Brampton wins series 4-2	Fort Wayne Komets vs. Quad City Mallards Fort Wayne wins series 4-1
	Florida Everblades vs. Orlando Solar Bears Florida wins series 4-3	Allen Americans vs. Utah Grizzlies Allen wins series 4-1
	Greenville Swamp Rabbits vs. South Carolina Stingrays South Carolina wins series 4-2	Colorado Eagles vs. Idaho Steelheads Colorado wins series 4-1
<b>ROUND 2</b>	Manchester Monarchs vs. Brampton Beast Manchester wins series 4-2	Toledo Walleye vs. Fort Wayne Komets Toledo wins series 4-1
	Florida Everblades vs. South Carolina Stingrays South Carolina wins series 4-1	Allen Americans vs. Colorado Eagles Colorado wins series 4-2
<b>ROUND 3</b>	Manchester Monarchs vs. South Carolina Stingrays South Carolina wins series 4-3	Toledo Walleye vs. Colorado Eagles Colorado wins series 4-1
<b>ROUND 4</b>	South Carolina Stingrays vs. Colorado Eagles	Colorado wins series 4-0



## EDMONTON OILERS YEARLY AFFILIATES

SEASON	TEAM	LEAGUE	GENERAL MANAGER	HEAD COACH
1979-80	Houston Apollos	CHL	Al Rollins	Al Rollins
1980-81	Wichita Wind	CHL	Larry Gordon	Ace Bailey
1981-82	Wichita Wind	CHL	Larry Gordon	John Muckler
1982-83	Moncton Alpines	AHL	Doug Messier	Doug Messier
1983-84	Moncton Alpines	AHL	Doug Messier	Doug Messier
1984-85	Nova Scotia Oilers	AHL	Larry Kish	Larry Kish
1985-86	Nova Scotia Oilers	AHL	Larry Kish	Larry Kish
1986-87	Nova Scotia Oilers	AHL	Larry Kish	Larry Kish
1987-88	Nova Scotia Oilers	AHL	Dave Andrews	Ron Low
1988-89	Cape Breton Oilers	AHL	Dave Andrews	Ron Low
1989-90	Cape Breton Oilers	AHL	Dave Andrews	Don MacAdam
1990-91	Cape Breton Oilers	AHL	Dave Andrews	Don MacAdam
1991-92	Cape Breton Oilers	AHL	Dave Andrews	Don MacAdam
1992-93*	Cape Breton Oilers	AHL	Dave Andrews	George Burnett
1993-94	Cape Breton Oilers	AHL	Dave Andrews	George Burnett
1994-95	Cape Breton Oilers	AHL	Scott Howson	Peter Mahovich
1995-96	Cape Breton Oilers	AHL	Scott Howson	Lorne Molleken
1996-97	Hamilton Bulldogs	AHL	Scott Howson	Lorne Molleken
1997-98	Hamilton Bulldogs	AHL	Scott Howson	Lorne Molleken
1998-99	Hamilton Bulldogs	AHL	Scott Howson	Walt Kyle
1999-00	Hamilton Bulldogs	AHL	Scott Howson	Walt Kyle
2000-01	Hamilton Bulldogs	AHL	Scott Howson	Claude Julien
2001-02	Hamilton Bulldogs	AHL	Scott Howson	Claude Julien
2002-03	Hamilton Bulldogs	AHL	Scott Howson	Claude Julien/ Geoff Ward
2003-04	Toronto Roadrunners	AHL	Scott Howson	Geoff Ward
2004-05	Edmonton Road Runners	AHL	Scott Howson	Geoff Ward
2005-06	Hamilton Bulldogs+	AHL	Andre Savard	Don Lever
	Iowa Stars#	AHL	Scott White	Dave Allison
2006-07	Grand Rapids Griffins^	AHL	Bob McNamara	Greg Ireland
	Hamilton Bulldogs*+	AHL	Brian Lewis	Don Lever
	Iowa Stars#	AHL	Scott White	Dave Allison
	Milwaukee Admirals%	AHL	Jon Greenberg	Claude Noel
	Wilkes-Barre/Scranton Penguins&	AHL	Ray Shero	Todd Richards
2007-08	Springfield Falcons	AHL	Bruce Landon	Kelly Buchberger
2008-09	Springfield Falcons	AHL	Bruce Landon	Jeff Truitt / Rob Daum
2009-10	Springfield Falcons	AHL	Bruce Landon	Rob Daum
2010-11	Oklahoma City Barons	AHL	Bill Scott	Todd Nelson
2011-12	Oklahoma City Barons	AHL	Bill Scott	Todd Nelson
2012-13	Oklahoma City Barons	AHL	Bill Scott	Todd Nelson
2013-14	Oklahoma City Barons	AHL	Bill Scott	Todd Nelson
2014-15	Oklahoma City Barons	AHL	Bill Scott	Todd Nelson/Gerry Fleming
2015-16	Bakersfield Condors	AHL	Bill Scott	Gerry Fleming
2016-17	Bakersfield Condors	AHL	Bill Scott	Gerry Fleming

\* AHL Calder Cup Champions

+ Shared affiliation with Montreal Canadiens

# Shared affiliation with Dallas Stars

^ Shared affiliation with Detroit Red Wings

% Shared affiliation with Nashville

&amp; Shared affiliation with Pittsburgh

CHL – Central Hockey League AHL – American Hockey League



## EDMONTON OILERS AFFILIATES YEARLY RECORDS

SEASON	TEAM	GP	W	L	T	OTL	GF	GA	PTS	PCT.	RANK
1979-80	Houston	80	32	38	10		300	319	74	0.463	6th
1980-81	Wichita	80	32	45	3		307	345	67	0.419	6th
1981-82	Wichita	80	44	33	3		343	289	91	0.569	1st - Southern Div.
1982-83	Moncton	80	34	39	7		304	315	75	0.469	5th - Northern Div.
1983-84	Moncton	80	32	40	8		251	278	72	0.450	5th - Northern Div.
1984-85	Nova Scotia	80	36	37	7		292	295	79	0.494	4th - Northern Div.
1985-86	Nova Scotia	80	29	43	8		314	353	66	0.413	6th - Northern Div.
1986-87	Nova Scotia	80	38	39	3 ^		318	315	79	0.494	4th - Northern Div.
1987-88	Nova Scotia	80	35	36(2)	9		323	343	81	0.506	4th - Northern Div.
1988-89	Cape Breton	80	27	47	6		308	388	60	0.375	7th - Northern Div.
1989-90	Cape Breton	80	39	34	7		317	306	85	0.531	2nd - Northern Div.
1990-91	Cape Breton	80	41	31	8		306	301	90	0.563	2nd - Northern Div.
1991-92	Cape Breton	80	36	34	10		336	330	82	0.513	3rd - Atlantic Div.
1992-93*	Cape Breton	80	36	32	12		356	336	84	0.525	3rd - Atlantic Div.
1993-94	Cape Breton	80	32	35	13		316	339	77	0.481	4th - Atlantic Div.
1994-95	Cape Breton	80	27	44	9		298	342	63	0.394	5th - Atlantic Div.
1995-96	Cape Breton	80	33	44(4)	3		290	323	73	0.431	5th - Atlantic Div.
1996-97	Hamilton	80	28	39(4)	9		220	276	69	0.406	3rd - Canadian Div.
1997-98	Hamilton	80	36	22(5)	17		264	242	94	0.588	2nd - Empire Div.
1998-99	Hamilton	80	40	29(4)	7		229	206	91	0.569	3rd - Empire Div.
1999-00	Hamilton	80	27	34(6)	13		225	262	73	0.456	3rd - Empire Div.
2000-01	Hamilton	80	28	41(5)	6		227	281	67	0.419	4th - Canadian Div.
2001-02	Hamilton	80	37	30(3)	10		247	206	87	0.544	2nd - Canadian Div.
2002-03	Hamilton	80	49	19	8	4	279	191	110	0.688	1st - Canadian Div.
2003-04	Toronto	80	35	34	8	3	219	224	81	0.505	5th - North Div.
2004-05	Edmonton	80	32	33	4	11	201	223	79	0.494	6th - North Div.
2005-06	Hamilton+	80	35	41	0	4	225	251	74	0.463	6th - North Div.
	Iowa#	80	41	31	1	7	238	228	90	0.563	4th - West Div.
2006-07	Grand Rapids^	80	37	32	—	11	226	244	85	0.531	4th - North Div.
	Hamilton*+	80	43	28	—	9	243	208	95	0.594	3rd - North Div.
	Iowa#	80	42	34	—	4	221	231	88	0.550	4th - West Div.
	Milwaukee%	80	41	25	—	14	227	230	96	0.600	3rd - West Div.
	Wilkes-Barre&	80	51	23	—	6	276	221	108	0.675	2nd - East Div.
2007-08	Springfield	80	35	35	—	10	214	257	80	0.500	5th - Atlantic Div.
2008-09	Springfield	80	24	44	—	12	188	258	60	0.375	7th - Atlantic Div.
2009-10	Springfield	80	25	39	—	16	207	296	66	0.413	8th - Atlantic Div.
2010-11	Oklahoma	80	40	29	—	11	245	234	91	0.569	5th - Western Div.
2011-12	Oklahoma	76	45	22	—	9	213	176	99	0.651	1st - Western Div.
2012-13	Oklahoma	76	40	34	0	2	240	228	91	0.599	3rd - South Div.
2013-14	Oklahoma	76	36	29	—	11	239	256	83	0.546	3rd - West Div.
2014-15	Oklahoma	76	41	27	5	3	224	212	90	0.559	3rd - West Div.
2015-16	Bakersfield	68	31	28	—	7	212	222	71	0.522	5th - Pacific Div
2016-17	Bakersfield	68	33	29	—	6	200	188	72	0.529	5th - Pacific Div

\* AHL Calder Cup Champions

+ Shared affiliation with Montreal Canadiens

# Shared affiliation with Dallas Stars

^ Shared affiliation with Detroit Red Wings

% Shared affiliation with Nashville

&amp; Shared affiliation with Pittsburgh

@ Shootout losses worth one point

( ) Number of overtime losses worth one point

CHL – Central Hockey League AHL – American Hockey League



## EDMONTON OILERS AFFILIATES YEARLY SCORING LEADERS

SEASON	PLAYER	TEAM	GP	G	A	PTS	PIM
1979-80	Mike Toal	Houston	76	31	45	76	47
1980-81	Tom Roulston	Wichita	69	63	44	107	93
1981-82	Walt Poddubny	Wichita	60	35	46	81	79
1982-83	Ray Cote	Moncton	80	28	63	91	35
1983-84	Ray Cote	Moncton	66	26	36	62	99
1984-85	Ray Cote	Nova Scotia	79	36	43	79	63
1985-86	Mike Rogers	Nova Scotia	53	24	43	67	44
1986-87	Bruce Boudreau	Nova Scotia	78	35	47	82	40
1987-88	Mark Lamb	Nova Scotia	69	27	61	88	45
1988-89	Mark Lamb	Cape Breton	54	33	49	82	29
1989-90	John LeBlanc	Cape Breton	77	54	34	88	50
1990-91	Shaun Van Allen	Cape Breton	76	25	75	100	182
1991-92	Shaun Van Allen	Cape Breton	77	29	84	113	80
1992-93	Dan Currie	Cape Breton	75	57	41	98	73
1993-94	Peter White	Cape Breton	45	21	49	70	12
1994-95	Peter White	Cape Breton	65	36	69	105	30
1995-96	Rem Murray	Cape Breton	79	31	59	90	40
1996-97	Ralph Intranuovo	Hamilton	68	36	40	76	88
1997-98	Jeff Daw	Hamilton	79	28	35	63	20
1998-99	Chris Ferraro	Hamilton	72	35	41	76	104
1999-00	Daniel Cleary	Hamilton	58	22	52	74	108
2000-01	Paul Healey	Hamilton	79	39	32	71	34
2001-02	Jason Chimera	Hamilton	77	26	51	77	158
2002-03	Jarret Stoll	Hamilton	76	21	33	54	86
2003-04	Jamie Wright	Toronto	78	25	30	55	101
2004-05	Tony Salmelainen	Edmonton	76	22	24	46	26
	Raffi Torres	Edmonton	67	21	25	46	165
2005-06	Marc-Antoine Pouliot	Hamilton+	65	15	31	46	63
	Toby Petersen	Iowa#	79	26	47	73	48
2006-07	Kyle Brodziak	Wilkes-Barre/Scranton&	62	24	32	56	44
	Danny Svyret	Grand Rapids^	57	4	16	20	16
	Mathieu Roy	Hamilton+	31	6	12	18	40
2007-08	Rob Schremp	Springfield	78	23	53	76	64
2008-09	Ryan Potulny	Springfield	69	37	23	60	44
2009-10	Charles Linglet	Springfield	75	19	55	74	36
2010-11	Alexandre Giroux	Oklahoma	70	32	46	78	63
2011-12	Ryan Keller	Oklahoma	71	21	28	49	38
2012-13	Mark Arcobello	Oklahoma	74	22	46	68	48
2013-14	Roman Horak	Oklahoma	66	23	32	55	22
2014-15	Andrew Miller	Oklahoma	63	27	33	60	16
2015-16	Matthew Ford	Bakersfield	64	27	24	51	60
2015-16	Anton Lander	Bakersfield	42	25	30	55	14

+ Shared affiliation with Montreal Canadiens

# Shared affiliation with Dallas Stars

^ Shared affiliation with Detroit Red Wings

&amp; Shared affiliation with Pittsburgh



MEDIA  
INFORMATION





## OILERS MEDIA WALL OF HONOUR

On April 9, 2017, the Edmonton Oilers unveiled its Media Wall of Honour, paying tribute to retired and other honoured members of the Edmonton hockey media. The Media Wall of Honour is located at the entrance of the Oilers press box.

Ernie Afaganis (CBC)

Ken Brown (Edmonton Oilers)

Bruce Buchanan (ITV)

Dick Chubey (Edmonton Sun)

Cam Cole (Edmonton Journal)

Guy Cormier (Radio Canada)

Tiger Goldstick (CFRN Television)

Bryan Hall (CHED/CJCA Radio)

Terry Jones (Edmonton Sun)

Jim Matheson (Edmonton Journal)

Al McCann (CFRN Television)

Lisa Miller (CFRN Television)

Wes Montgomery (CHED/ CFCW Radio)

Wayne Overland (Edmonton Journal)

Rod Phillips (Edmonton Oilers)

Morley Scott (Edmonton Oilers)

John Short (Edmonton Journal/ CFRN Radio)

Tim Spelliscy (ITV)



## FOR YOUR INFORMATION

### Accreditation

**All media and photographers' passes issued by the Edmonton Oilers are valid only for the date(s) noted and are non-transferable. Passes may not be used to gain access to Rogers Place or practice facilities for the purpose of obtaining autographs or memorabilia from members of the Edmonton Oilers Hockey Club. The Edmonton Oilers reserve the right to revoke passes at any time. ALL PASSES MUST BE VISIBLE AT ALL TIMES.**

The Press Box at Rogers Place is divided into two working areas. On the lower level, you will find the general media area for all newspaper reporters and electronic journalists not involved in play-by-play. Most seats are specifically allocated with appropriate signage, but if there is any confusion, please direct any queries to the Edmonton Oilers communications staff. The upper level of the Press Box is divided into ten separate booths, in which you will find on-air radio and television broadcasts, home and visiting team officials and NHL off-ice officials.

To gain access to the Press Box, there is one stairway entrance and one elevator which is located adjacent to the media workroom and will lead you to the west side of the Press Box, however, it should be pointed out that unless you have an Edmonton Oilers press pass, you will not be able to enter the main working areas. Single game passes may be obtained by contacting the Edmonton Oilers communications staff at least 48 hours prior to the game.

All media should enter Rogers Place through the 104th Avenue street level entrance.

### Photographers

Photography passes are issued by Andy Devlin, Edmonton Oilers Team Photographer ([lamedia@telus.net](mailto:lamedia@telus.net)) and those accredited as photo journalists are asked to report to the media workroom at least one hour before the game for individual seat allocation. Andy Devlin will have the final say in terms of seat allocation.

### Communications

Wireless internet access is available in both the Press Box and media workroom.

### Media Services

The media lounge will be open an hour and a half before each game. Game notes, programs and lineups will be available in the lounge. Food and beverages are offered in the Press Box during the game.

Closed circuit television monitors are located for your convenience throughout the Press Box.

Game statistics will be distributed after each period in the Press Box, while final game sheets will be distributed in the Edmonton Oilers dressing room and the media workroom 15 minutes after the game.



## EDMONTON OILERS MEDIA GUIDELINES 2017-18

With the growing number of media and the expanding need to include video, audio and still photos on the Internet, the Edmonton Oilers have revised their media guidelines to align themselves with the NHL's internet guidelines, as well as those from other clubs – specifically Canadian franchises.

### GENERAL GUIDELINES:

- Cell phones, or personal digital assistants (PDAs) with cell phone capabilities, cannot be used for any purpose in the Oilers dressing and workout rooms at any time.
- Photographers will only be granted access to the dressing room post-game or post-practice for specific still image opportunities upon advance specific request from the sports editor (e.g. milestones, new goaltender mask (with player's permission), or player's first goal etc.).
- Stock and general still and video images are not permitted to be shot in the dressing and workout rooms, e.g., photographers/cameramen will not be allowed to stand at the entrance and pan the room, take stock and general images of players/room, or of players undressing out of their equipment.
- Reporters and photographers using a still camera or mini-cam for video purposes must inform the player or coach and inform the Oilers communications staff beforehand.
- All video must adhere to the NHL's broadcast policies. Material may only be used for editorial purposes.
- The Oilers do not allow photographers in their dressing room while on the road.

### Guidelines for use of Oilers video- and audio-related content\* on Internet platforms:

- No game action (video or audio) may be captured by any means or method.
- Video and audio content recorded at pre- or post-game news conferences, or media availabilities involving the team's coach, players and club executives may not be streamed live without prior written permission from the Oilers.
- Reasonable amounts of audio or video content gathered pursuant to the credential may be posted on the Internet. Content, up to 120 seconds per day, can be posted and archived for up to 72 hours.
- The website page that features audio/video must provide links to NHL.com and the Oilers website using the following wording: "Find out more on [www.NHL.com](http://www.NHL.com) and [www.edmontonoilers.com](http://www.edmontonoilers.com)". As well, [edmontonoilers.com](http://edmontonoilers.com) is permitted to link to such posted material.
- All video and audio content is restricted to use on media websites and may not be "pushed" to other platforms (including but not limited to cell phones).
- Video and audio content cannot be marketed or sold on a subscription basis.
- Video and audio content may be used only in editorial.
- Video and audio content must adhere to the NHL's broadcast policies.
- There is to be no sponsorship or advertising around the content. Footage may appear with banners and contextual ads, but the ads may not be specifically related to Oilers content.
- There are no limitations on "talking head" video or audio of reporters at Oilers facilities that do not include team/interview/press conference content.

\* Oilers video- and audio-related content is defined as, but not limited to interviews, news conferences, practices and community-related events. Games fall under the NHL's broadcast policies.

\* Content does not extend to the use of editorial text on the Internet or text alerts sent to PDAs or cell phones.

The Edmonton Oilers reserve the right to enforce and amend these guidelines at any time and to restrict and/or deny access, as necessary to ensure fair application and that all interests are preserved.



## NHL PUBLIC RELATIONS DIRECTORY

### ANAHEIM DUCKS

Alex Gilchrist  
Honda Center  
2695 E. Katella Ave.  
Anaheim, CA 92806  
714-940-2911

### ARIZONA COYOTES

Richard Nairn  
Gila River Arena 9400 W. Maryland Ave.  
Glendale, AZ 85305  
623-772-3249

### BOSTON BRUINS

Matthew Chmura  
TD Garden  
100 Legends Way  
Boston, MA 02114  
617-624-1913

### BUFFALO SABRES

Michael Gilbert  
KeyBank Center  
One Seymour H. Knox III Plaza  
Buffalo, NY 14203  
716-855-4526

### CALGARY FLAMES

Peter Hanlon  
Scotiabank Saddledome  
555 Saddledome Rise SE  
Calgary, AB T2P 3B9  
403-777-3684

### CAROLINA HURRICANES

Mike Sundheim  
PNC Arena  
1400 Edwards Mill Road  
Raleigh, NC 27607  
919-861-5477

### CHICAGO BLACKHAWKS

Adam Rogovin  
United Center  
1901 W. Madison St.  
Chicago, IL 60612  
312-455-7025

### COLORADO AVALANCHE

Jean Martineau  
Pepsi Center  
1000 Chopper Circle  
Denver, CO 80204  
303-405-6005

### COLUMBUS BLUE JACKETS

Todd Sharrock  
Nationwide Arena  
200 W. Nationwide Blvd.  
Columbus, OH 43215  
614-246-4157

### DALLAS STARS

Tom Holy  
American Airlines Center  
2500 Victory Ave.  
Dallas, TX 75219  
214-387-5633

### DETROIT RED WINGS

Todd Beam  
Little Caesars Arena  
19 Steve Yzerman Drive  
Detroit, MI 48226  
313-471-7537

### EDMONTON OILERS

J.J. Hebert  
Rogers Place  
300, 10214 - 104 Ave. NW  
Edmonton, AB T5J 0H6  
780-409-5859

### FLORIDA PANTHERS

Adelyn Biedenbach  
BB&T Center  
One Panther Parkway  
Sunrise, FL 33323  
954-835-7207

### LOS ANGELES KINGS

Michael Altieri  
STAPLES Center  
1111 S. Figueroa St.  
Los Angeles, CA 90015  
310-535-4545

### MINNESOTA WILD

Aaron Sickman  
Xcel Energy Center  
199 W. Kellogg Blvd.  
St. Paul, MN 55102  
651-602-6009

### MONTREAL CANADIENS

Donald Beauchamp  
Bell Centre  
1909 Ave. des Canadiens-de-Montréal  
Montréal, QC H3B 5E8  
514-989-2803

### NASHVILLE PREDATORS

Kevin Wilson  
Bridgestone Arena 501 Broadway  
Nashville, TN 37203  
615-770-2335

### NEW JERSEY DEVILS

Pete Albitz  
Prudential Center  
25 Lafayette St.  
Newark, NJ 07102  
973-757-6118

### NEW YORK ISLANDERS

Kimber Auerbach  
Barclays Center  
620 Atlantic Ave  
Brooklyn, NY 15795  
516-501-6841

### NEW YORK RANGERS

John Rosasco  
Madison Square Garden  
Two Pennsylvania Plaza, 26th Floor  
New York, NY 10121  
212-465-6486

### OTTAWA SENATORS

Brian Morris  
Canadian Tire Centre  
1000 Palladium Drive  
Ottawa, ON K2V 1A5 613-599-0289

### PHILADELPHIA FLYERS

Zack Hill  
Wells Fargo Center  
3601 S. Broad St.  
Philadelphia, PA 19148  
215-389-9437

### PITTSBURGH PENGUINS

Jennifer Bullano Ridgley  
PPG Paints Arena  
1001 Fifth Ave.  
Pittsburgh, PA 15219  
412-255-1777

### SAN JOSE SHARKS

Scott Emmert  
SAP Center  
525 W. Santa Clara St.  
San Jose, CA 95113 408-999-5713

### ST. LOUIS BLUES

Mike Caruso  
Scottrade Center  
1401 Clark Ave. at Brett Hull Way  
St. Louis, MO 63103  
314-622-2577

### TAMPA BAY LIGHTNING

Bill Wickett  
Tampa Bay Times Forum  
401 Channelside Drive  
Tampa, FL 33602  
813-301-6875

### TORONTO MAPLE LEAFS

Stephen Keogh  
Air Canada Centre  
40 Bay St.  
Toronto, ON M5J 2X2  
416-815-5761

### VANCOUVER CANUCKS

Chris Brumwell  
Rogers Arena  
800 Griffiths Way  
Vancouver, BC V6B 6G1  
604-899-4623

### VEGAS GOLDEN KNIGHTS

Eric Tosi  
T-Mobile Arena  
3780 S Las Vegas Blvd  
Las Vegas, NV 89158  
702-462-0289

### WASHINGTON CAPITALS

Sergey Kocharov  
Capital One Arena  
601 F St. NW  
Washington, DC 20004  
202-266-2356

### WINNIPEG JETS

Scott Brown  
Bell MTS Place  
300 Portage Ave.  
Winnipeg, MB R3C 5S4 204-926-5570

### NHL – TORONTO

Gary Meagher  
50 Bay Street, 11th Floor  
Toronto, Ontario M5J 2X8  
Telephone: (416) 359-7900

### NHL – NEW YORK

Frank Brown  
1185 Avenue of the Americas  
New York, NY 10036  
Telephone: (212) 789-2000



## NATIONAL HOCKEY LEAGUE

### NEW YORK

1185 Avenue of the Americas, 15th Floor, New York, NY 10036  
O: 212-789-2000 | F: 212-789-2020

### TORONTO

50 Bay Street, 11th Floor, Toronto, ON M5J 2X8  
O: 416-359-7900 | F: 416-981-2779

### MONTREAL

1800 McGill College Avenue, Suite 2600, Montreal, QC H3A 3J6  
O: 514-841-9220

### NHL DIRECTORY EXECUTIVES

Commissioner ..... Gary B. Bettman  
Deputy Commissioner ..... William Daly  
Senior Executive Vice President of Hockey Operations ..... Colin Campbell

**GARY B. BETTMAN**  
Commissioner



**WILLIAM DALY**  
Deputy Commissioner



**COLIN CAMPBELL**  
Senior Executive Vice  
President of Hockey  
Operations



### NHL COMMUNICATIONS (@PR\_NHL)

**GARY MEAGHER**, Executive Vice President, Communications  
O: 416-359-7960, C: 416-729-4700, gmeagher@nhl.com

**FRANK BROWN**, Group Vice President, Communications  
O: 212-789-2042, C: 347-853-4390, fbrown@nhl.com  
\* Commissioner's Office requests

**JOHN DELLAPINA**, Group Vice President, Communications  
O: 212-789-2115, C: 917-363-7988, jdellapina@nhl.com  
\* Department of Player Safety requests and general hockey inquiries

**JAMEY HORAN**, Senior Vice President, Event Communications &  
Player Development  
O: 212-789-2785, C: 646-652-9981, jhoran@nhl.com  
\* Deputy Commissioner requests and event/player development inquiries

**JENNIFER NEZIOL**, Vice President, Corporate Communications  
O: 416-359-7912, C: 416-275-9182, jneziol@nhl.com  
\* Corporate & strategic business inquiries

**BENNY ERCOLANI**, Statistician & Information Officer  
O: 416-359-7963, C: 416-729-5666, bercolani@nhl.com

**GREG INGLIS**, Senior Director, News Services  
O: 212-789-2065, C: 347-853-2461, ginglis@nhl.com  
\* Editorial content/research

**NIRVA MILORD**, Director, Communications  
O: 212-789-2123, C: 917-715-6187, nmilord@nhl.com  
\* Corporate communications and entertainment publicity

**JENNIFER MOAD**, Director, Communications  
O: 416-359-7961, C: 416-527-2852, jmoad@nhl.com

**CHRIS WOJCIK**, Director, Event Communications & Player  
Development  
O: 212-789-2097, C: 646-285-7711, cwojcik@nhl.com  
\* Event inquiries

**JULIE YOUNG**, Director, Communications  
O: 416-359-7964, C: 416-605-3550, jyoung@nhl.com  
\* Hockey Operations and Officiating requests

**TREVOR BJERGSO**, Senior Manager, Communications  
O: 416-359-7965, C: 416-540-5306, tbjergso@nhl.com  
\* Social media inquiries and Central Scouting requests

**DAVID KEON**, Senior Manager, Communications  
O: 416-359-7962, C: 416-729-5665, dkeon@nhl.com  
\* International credentials

**CHRIS ACKROYD**, Manager, Communications  
O: 416-359-7978, C: 437-777-9296, cackroyd@nhl.com  
\* In-game communications

**JOSH BERNSTEIN**, Manager, Communications  
O: 212-789-2609, C: 516-528-8365, jbrpr@nhl.com  
\* Editorial content/research and Morning Skate

**CASEY BLOSSOM**, Manager, Event Communications & Player  
Development  
O: 212-324-8112, C: 646-634-1311, cblossom@nhl.com

**BRENDON CROSSMAN**, Manager, Communications  
O: 416-359-7903, C: 416-702-4645, bcrossman@nhl.com  
\* In-game communications

**JASMINE GHAFOR**, Manager, Communications  
O: 416-359-7968, C: 647-808-4876, jghafour@nhl.com

**DYLAN COOPER**, Coordinator, Communications  
O: 416-359-7978, C: 289-423-5202, dcooper@nhl.com  
\* In-game communications

**MEGAN COOPER**, Coordinator, Event Communications & Player  
Development  
O: 212-324-8161, mcooper@nhl.com

**JEFF DAY**, Coordinator, Event Communications & Player  
Development  
O: 212-789-2108, C: 914-552-1660, jday@nhl.com

**GINA MORRA**, Assistant, Event Communications & Player  
Development  
O: 212-789-2690, gmorra@nhl.com

The National Hockey League is committed to promoting more sustainable business practices with member clubs, players, fans, partners and employees, so that all can be more responsible stewards of the planet by reducing the use of resources and reusing or recycling equipment and materials. For more information on NHL Green, visit [www.nhl.com/green](http://www.nhl.com/green).



## 2017-2018 OFFICIALS



### REFEREES

NAME	NUMBER
Anderson, Reid*	49
Brenk, Jacob	26
Charron, Francis	6
Chmielewski, Tom	18
Dwyer, Gord	19
Furlatt, Eric	27
Hanson, Trevor	14
Hebert, Ghislain	22
Hebert, Jean	15
Jackson, Dave	8
Joannette, Marc	25
Kowal, Tom	32
Kozari, Steve	40
Lambert, Pierre*	47
L'Ecuyer, Frederick	17
Lee, Chris	28
Leggo, Mike	3
Luxmore, Thomas John	21
MacDougall, Peter*	45
McCauley, Wes	4
McIsaac, Jon	2
Meier, Brad	34
Morton, Dean	36
Nicholson, Kendrick	30
O'Halloran, Dan	13
O'Rourke, Dan	9
Peel, Tim	20
Pochmara, Brian	16
Pollock, Kevin	33
Rank, Garrett	7
Rehman, Kyle	10
Romasko, Evgeny*	39
Rooney, Chris	5
Schlenker, Chris*	48
Skilliter, Graham	24
South, Furman*	44
St-Laurent, Francois	38
St. Pierre, Justin	12
Sutherland, Kelly	11
Voss, Cameron*	41
Walsh, Ian	29
Watson, Brad	23

### LINESMEN

NAME	NUMBER
Alphonso, Shandor	52
Amell, Derek	75
Barton, Steve	59
Berg, Devin	87
Brisebois, David	96
Cameron, Lonnie	74
Cherrey, Scott	50
Cormier, Michel	76
Daisy, Ryan	81
Devorski, Greg	54
Driscoll, Scott	68
Galloway, Ryan	82
Gawryletz, Brandon	64
Gibbons, Ryan	58
Gibbs, Darren	66
Henderson, Don	91
Heyer, Shane	55
Knorr, Trent	63
Kovachik, Brad	71
Mach, Brian	78
MacPherson, Matt	83
Miller, Steve	89
Mills, Bevan*	53
Murchison, Kiel	79
Murphy, Brian	93
Murray, Jonny	95
Nagy, Kory	97
Nansen, Derek	70
Nowak, Tim	77
Pancich, Bryan	94
Racicot, Pierre	65
Rody, Vaughan	73
Sericolo, Anthony	84
Smith, Andrew	51
Shewchuk, Mark	92
Suchanek, Libor*	60
Wheler, Mark	56

\* minor league officials



## NHL HOW TO FIGURE

**\*\* NOTE: No individual skater/goaltender statistics apply for the shootout**



<b>Assist</b>	An assist is awarded to the player or players (maximum of two) who touched the puck prior to the goal, provided no defender plays or possesses the puck in between.
<b>Game Played</b>	A player receives credit for playing in a game if: i) he steps on the ice during time played or; ii) serves any penalty.
<b>Game-Winning Goal</b>	After the final score has been determined, the goal which leaves the winning Club one goal ahead of its opponent is the game-winning goal (example: if Team A beats Team B 8-3, the player scoring the fourth goal for Team A receives credit for the game-winning goal).
<b>Goal</b>	A goal is awarded to the last player on the scoring Club to touch the puck prior to the puck entering the net.
<b>Goals-Against Average</b>	Multiply goals allowed (GA) by 60 and divide by minutes played (MINS).
<b>Goaltender</b>	A goaltender receives a "W" for a win in regulation, overtime or shootout; an "L" for a loss in regulation; or an "OT" for a loss in overtime or shootout.
<b>Penalty-Killing Pct.</b>	Subtract total number of power-play goals allowed from total number of shorthanded situations to get total number of power-plays killed. Divide the total number of power-plays killed by the total number of shorthanded situations.
<b>Plus-Minus</b>	A player receives a "plus" if he is on the ice when his Club scores an even-strength or shorthand goal. He receives a "minus" if he is on the ice for an even-strength or shorthand goal scored by the opposing Club. The difference in these numbers is considered the player's plus-minus statistic.
<b>Power-Play Goal</b>	<p>A goal scored by a Club while it has a manpower advantage due to an opponent's penalty. Following are some examples of what is and is not considered a power-play goal:</p> <ul style="list-style-type: none"> <li>• if a Club has an advantage on a minor penalty starting at 2:02 of the period and it scores at 4:02, the goal is not a power-play goal.</li> <li>• if a Club scores on a delayed penalty, the goal is not a power-play goal.</li> <li>• if a Club has an advantage due to a five-minute major or match penalty, that Club is always credited with having one more advantage than the number of power-play goals it scores during that advantage, because the penalty does not expire. A new advantage begins after each power-play goal. For example, if Team A scores three goals during a major penalty, it is credited with four advantages.</li> <li>• if a Club is on a power-play for any length of time, it is considered to have had an advantage.</li> <li>• if a minor penalty is incurred by a Club on a power-play due to a major penalty, a new advantage is given to that Club when its minor penalty expires, provided the opponent's major penalty is still in effect.</li> </ul>
<b>Power-Play Percentage</b>	Total number of power-play goals divided by total number of power-play opportunities.
<b>Save Percentage</b>	Subtract goals allowed (GA) from shots against (SA) to determine saves. Then divide saves by shots-against.
<b>Shooting Percentage</b>	Divide the number of goals scored by the number of shots taken.
<b>Shorthand Goal</b>	A goal scored by a Club while it is at a manpower disadvantage. The same cases apply for shorthand as for power-play goals, but in the opposite manner.
<b>Shot on Goal</b>	If a player shoots the puck with the intention of scoring and if that shot would have gone in the net had the goaltender not stopped it, the shot is recorded as a "shot on goal".
<b>Shutout</b>	If two goaltenders combine for a shutout, neither receives credit for the shutout. Instead it is recorded as a Club shutout.
<b>Tenths of a Second</b>	If a penalty or goal occurs in the last minute, the time is rounded off to the previous second (ex: if a penalty is called with 12.4 seconds left in a period, the time is indicated as 19:47 and not 19:48.)
<b>Coaches Record</b>	A coach receives a "W" for a win in regulation, overtime or shootout; an "L" for a loss in regulation; or an "OT" for a loss in overtime or shootout.



## 2017-2018 KEY DATES



### SEPTEMBER

- 7 Rookie camps open
- 14 Training camps open
- 16 Preseason schedule begins
- 21 2017 NHL China Games™: Los Angeles Kings vs. Vancouver Canucks (Mercedes-Benz Arena, Shanghai, China)
- 21 6th Annual CCM/USA Hockey All-American Prospects Game (KeyBank Center, Buffalo, NY)
- 23 2017 NHL China Games™: Vancouver Canucks vs. Los Angeles Kings (Wukesong Arena, Beijing, China)
- 24 2017 Kraft Hockeyville™ USA: Pittsburgh Penguins vs. St. Louis Blues (UPMC Lemieux Sports Complex, Cranberry Township, Penn.)
- 25 2017 Kraft Hockeyville Canada: Ottawa Senators vs. New Jersey Devils (Credit Union Place, Summerside, PEI)

### OCTOBER

- 3 Opening day playing rosters set (5 p.m. ET)
- 4 Opening night of 2017-18 NHL regular season (4 games)
- 4 Pittsburgh Penguins raise Stanley Cup banner (vs. St. Louis Blues)
- 5 First regular-season game at Little Caesars Arena (Minnesota Wild @ Detroit Red Wings)
- 6 First NHL game for Vegas Golden Knights (vs. Dallas Stars)
- 10 First NHL home game for Golden Knights at T-Mobile Arena (vs. Arizona Coyotes)
- 23 NHL Alumni Awards Gala — Honorees: Mario Lemieux, Wendy McCreary (Toronto, Ont.)

### NOVEMBER

- 1 Hockey Fights Cancer Awareness Month
- 10-11 2017 SAP NHL Global Series™: Colorado Avalanche & Ottawa Senators (Ericsson Globe, Stockholm, Sweden)
- 10 Hockey Hall of Fame Game: Boston Bruins at Toronto Maple Leafs
- 13 Hockey Hall of Fame Induction Ceremony (Toronto, Ont.): Inductees: Dave Andreychuk, Danielle Goyette, Paul Kariya, Mark Recchi, Teemu Selanne (Player category); Clare Drake, Jeremy Jacobs (Builder category); Cam Cole, Dave Strader (Media honorees).
- 17 NHL General Managers' Meeting (Le Windsor Hotel, Montreal, Que.)
- 24 2017 Discover NHL Thanksgiving Showdown™: Pittsburgh Penguins at Boston Bruins
- 26 NHL Founders Day (1917)

### DECEMBER

- 1 Signing deadline for Group 2 free agents (5 p.m. ET)
- 13 U.S. Hockey Hall of Fame Induction (Inductees: Kevin Collins, Jack Parker, Ben Smith, Ron Wilson, Scott Young) and Celebration of Lester Patrick (Recipients: TBA) (Boston, Mass.)
- 16 2017 Scotiabank NHL 100 Classic™: Montreal Canadiens at Ottawa Senators (Lansdowne Park, Ottawa, Ont.)
- 19 100th Anniversary of League's first games played
- 19-27 Holiday roster freeze in effect: For all players on an NHL active roster, injured reserve, or with non-roster and injured non-roster status as of midnight (local time) Dec. 19, a roster freeze shall apply through midnight (local time) Dec. 27, with respect to waivers, trades and loans, subject to the exceptions provided for in CBA Article 16.5 (d).
- 24-26 Holiday break (no scheduled practices — dressing rooms closed)
- 26-Jan. 5 IIHF World Junior Championship (Orchard Park/Bufallo, NY)





## JANUARY

1	2018 Bridgestone NHL Winter Classic®: Buffalo Sabres at New York Rangers (Citi Field, New York, NY)
Week of 15th	NHL Central Scouting Mid-Season Rankings release
20	18th Annual Scotiabank Hockey Day in Canada (Host: Corner Brook, Nfld.)
25	CHL/NHL Top Prospects Game (Guelph, Ont.)
26-29	NHL All-Star Break (no games played)
26-28	No scheduled practices – dressing rooms closed
27-29	2018 NHL All-Star Weekend (Amalie Arena, Tampa Bay, Fla.)
30	NHL regular season resumes

## FEBRUARY

1	Hockey Is for Everyone Month
26	2018 NHL Trade Deadline (3 p.m. ET)

## MARCH

1	NHL Green Month
2-4	Hockey Week Across America (USA Hockey)
3	2018 Coors Light NHL Stadium Series™: Toronto Maple Leafs at Washington Capitals (Navy-Marine Corps Memorial Stadium, Annapolis, Md.)
19-21	NHL General Managers' Meeting (Boca Raton, Fla.)
23-25	NCAA Regionals

## APRIL

5-7	NCAA Frozen Four (Xcel Energy Center, Saint Paul, Minn.)
7	Last day of regular season
Week of 9th	NHL Central Scouting Final Rankings release
11	Stanley Cup Playoffs begin
19-29	IIHF Under-18 World Championship (Chelyabinsk/Magnitogorsk, Russia)
TBA	2018 NHL Draft Lottery

## MAY

4-20	IIHF World Championship (Copenhagen/Herning, Denmark)
17-27	CHL Memorial Cup (Brandt Centre, Regina, Sask.)
27-June 2	2018 NHL Scouting Combine (Buffalo, N.Y.)

## JUNE

13	Last possible day for 2018 Stanley Cup Final
22-23	2018 NHL Draft™ (American Airlines Center, Dallas, Tex.)
TBA	2018 NHL Awards

## JULY

1	Free agency begins (12 p.m. ET)
5	Deadline for player-elected salary arbitration notification (5 p.m. ET)
6	Deadline for club-elected salary arbitration notification (5 p.m. ET)
20-Aug. 4	Salary arbitration hearings held

## AUGUST

6	Deadline for salary arbitration decisions to be rendered
---	--



## This image shows a full page of blank handwriting practice paper. It features approximately 20 evenly spaced horizontal blue lines across the entire page, providing a guide for letter height and placement. The lines are consistent in color and thickness throughout.



SEPTEMBER 2017	SUN	MON	TUE	WED	THU	FRI	SAT
					1	2	
	3	4	5	6	7	8	9
	10	11	12	13	14	15	16
	17	18 CGY 7:00 pm CGY 7:00 pm	19	20 WPG 6:00 pm	21	22 VAN 7:00 pm	23 WPG 7:00 pm
24	25 CAR 7:00 pm	26	27 CAR 7:00 pm Saskatoon	28	29	30 VAN 8:00 pm	

OCTOBER 2017	SUN	MON	TUE	WED	THU	FRI	SAT
	1	2	3	4 SNW CGY 8:00 pm	5	6	7 HNIC VAN 8:00 pm
	8	9 SNO WPG 7:00 pm	10	11	12	13	14 HNIC OTT 8:00 pm
	15	16	17 SNO CAR 7:00 pm	18	19 SNI CHI 6:30 pm	20	21 SNW PHI 11:00 am
	22	23	24 SNI PIT 5:00 pm	25	26 SNW DAL 7:00 pm	27	28 HNIC WSH 8:00 pm
29	30	31					

NOVEMBER 2017	SUN	MON	TUE	WED	THU	FRI	SAT
				1 SNW PIT 6:30 pm	2	3 SNW NJD 7:00 pm	4
	5 SNW DET 2:00 pm	6	7 SNO NYI 5:00 pm	8	9 SNW NJD 5:00 pm	10	11 SNW NYR 11:00 am
	12 SNW WSH 5:00 pm	13	14 SNW VGK 7:00 pm	15	16 SNW STL 7:00 pm	17	18 SNW DAL 12:00 pm
	19	20	21 SNW STL 6:00 pm	22 SNW DET 5:00 pm	23	24 SNW BUF 5:00 pm	25
26 SNW BOS 3:00 pm	27	28 SNO ARI 7:00 pm	29	30 SNW TOR 7:00 pm			

DECEMBER 2017	SUN	MON	TUE	WED	THU	FRI	SAT
					1	2	3 SNW CGY 8:00 pm
	4	5	6 SNI PHI 7:30 pm	7	8	9 HNIC MTL 5:00 pm	
	10 SNW TOR 5:00 pm	11	12 SNO CBJ 5:00 pm	13	14 SNW NSH 7:00 pm	15	16 MIN MIN 12:00 pm
	17	18 SNW SJS 7:00 pm	19	20	21 SNW STL 7:00 pm	22	23 HNIC MTL 5:00 pm
24 SNW 31 WPG 5:00 pm	25	26	27 SNW WPG 6:00 pm	28	29 SNI CHI 7:00 pm	30	

All game times and stations are subject to change. Check EdmontonOilers.com for the latest schedule.

PRE-SEASON	PRE-SEASON	SNW	Televiſed on Sportsnet West	HNIC	Televiſed on Hockey Night in Canada
		SNO	Televiſed on Sportsnet Oilers		
		SN1	Televiſed on Sportsnet ONE	HDIC	Televiſed on Hockey Day in Canada
HOME	AWAY	SN360	Televiſed on Sportsnet 360		
All games heard on the Oilers Radio Network					

"Copyright (c) 2017 by the National Hockey League. All right reserved. Reproduction in whole or in part without permission of the National Hockey League is strictly prohibited. Publication of this schedule is permitted for the sole purpose of informing members of the public who wish to attend or view on television National Hockey League games. Any other publication or use of any portion of this schedule, including for the purpose of lottery or other form of gambling, whether such gambling is legal or illegal, is strictly prohibited."

JANUARY 2018	SUN	MON	TUE	WED	THU	FRI	SAT
		1	2 SNW LAK 7:30 pm	3	4 SNO ANA 7:00 pm	5	6 SNW DAL 1:00 pm
	7 SNW CHI 1:00 pm	8	9 SNI NSH 6:00 pm	10	11	12 SNW ARI 7:00 pm	13 HNIC VGK 8:00 pm
	14	15	16	17	18	19	20 HNIC VAN 8:00 pm
	21	22	23 SNW BUF 7:00 pm	24	25 SNW CGY 7:00 pm	26	27
28	29	30	31				

FEBRUARY 2018	SUN	MON	TUE	WED	THU	FRI	SAT
					1 SNW COL 7:00 pm	2	3
	4	5 SNW TBL 7:00 pm	6	7 SNW LAK 8:30 pm	8	9 SNW ANA 8:00 pm	10 HNIC SJS 8:00 pm
	11	12 SNW FLA 7:00 pm	13	14	15 SNI VGK 8:00 pm	16	17 SNW ARI 2:00 pm
	18 SNW COL 1:00 pm	19	20 SNW BOS 7:00 pm	21	22 SNI COL 7:00 pm	23	24 HNIC LAK 8:00 pm
25 SNW ANA 6:00 pm	26	27 SNO SJS 8:30 pm	28				

MARCH 2018	SUN	MON	TUE	WED	THU	FRI	SAT
					1 SNW NSH 7:00 pm	2	3 HNIC NYR 8:30 pm
	4	5 SNO ARI 7:00 pm	6	7	8 SNW NYI 7:00 pm	9	10 HNIC MIN 8:00 pm
	11	12	13 SNW CGY 7:00 pm	14 SNW SJS 7:30 pm	15	16	17 SNW FLA 12:00 pm
	18 SNW TBL 3:00 pm	19	20 SNW CAR 5:00 pm	21	22 SNW OTT 5:00 pm	23	24 HNIC LAK 8:00 pm
25 SNW ANA 7:30 pm	26	27 SNW CBJ 7:00 pm	28	29 SNI VAN 8:00 pm	30	31 HNIC CGY 8:00 pm	

APRIL 2018	SUN	MON	TUE	WED	THU	FRI	SAT
	1	2 SNW MIN 6:00 pm	3	4	5 SNW VGK 7:00 pm	6	7 HNIC VAN 8:00 pm
	8	9	10	11	12	13	14
	15	16	17	18	19	20	21
	22	23	24	25	26	27	28
29	30						

ANA - Anaheim  
ARI - Arizona  
BOS - Boston  
BUF - Buffalo  
CAR - Carolina  
CBJ - Columbus  
CGY - Calgary  
CHI - Chicago  
COL - Colorado  
DAL - Dallas

DET - Detroit  
FLA - Florida  
LAK - Los Angeles  
MIN - Minnesota  
MTL - Montreal  
NJD - New Jersey  
NSH - Nashville  
NYI - NY Islanders  
NYR - NY Rangers  
OTT - Ottawa

PHI - Philadelphia  
PIT - Pittsburgh  
SJS - San Jose  
STL - St. Louis  
TBL - Tampa Bay  
TOR - Toronto  
VAN - Vancouver  
VGK - Las Vegas  
WPG - Winnipeg  
WSH - Washington



# A TASTE OF WHO WE ARE



*Proud Partner*



THE EDMONTON OILERS NAME AND ASSOCIATED LOGOS ARE TRADEMARKS OF EDMONTON OILERS HOCKEY CORP. AND ARE USED UNDER LICENSE.



EDMONTON OILERS HOCKEY CLUB®

[EdmontonOilers.com](http://EdmontonOilers.com)