


PRESENTED BY
CME Group



2017-18 CHICAGO BLACKHAWKS

MEDIA GUIDE

ONE  GOAL



CREDITS

Editors..... Will Chukerman, Emerald Gao, Adam Kempenaar, Adam Rogowin, John Sandberg, John Steinmiller, Lyndsey Stroope
 Layout and Production..... Emerald Gao
 Cover Design/Design Assistance..... Missy Wilson, Sean Grady
 Editorial Assistance..... Dan Vatch
 Photography..... Bill Smith, Chase Agnello-Dean and Getty Images
 Printing..... Coordinated by Mike Dillon at The Graphic Arts Studio, Inc.

© 2017 Chicago Blackhawks

The information contained in this publication was compiled by the Chicago Blackhawks and is provided as a courtesy to our media and fans and may be used only for personal and editorial purposes. Any commercial use of this information without the prior written consent of the Chicago Blackhawks is prohibited.

TABLE OF CONTENTS



| | |
|------------------------|-----|
| Credits..... | 1 |
| Table of Contents..... | 2-3 |
| Staff Directory..... | 4-5 |

LEADERSHIP

| | |
|---------------------------------|-------|
| W. Rockwell Wirtz..... | 8 |
| John F. McDonough..... | 9 |
| Jay Blunk..... | 10 |
| Stan Bowman..... | 11 |
| Al MacIsaac..... | 11 |
| Norm Maciver..... | 12 |
| Pete Hassen..... | 12 |
| Mark Kelley..... | 12 |
| Adam Kempenaar..... | 13 |
| Adam Rogovin..... | 13 |
| T.J. Skattum..... | 14 |
| Marie Sutera..... | 14 |
| Steve Waight..... | 15 |
| Chris Werner..... | 15 |
| Senior Directors..... | 16 |
| Directors..... | 16-17 |
| Hockey Operations/Scouting..... | 18-19 |
| Business Operations..... | 20-22 |
| Joel Quenneville..... | 23 |
| Kevin Dineen..... | 24 |
| Ulf Samuelsson..... | 24 |
| Don Granato..... | 25 |
| Jimmy Waite..... | 25 |
| Paul Goodman..... | 26 |
| Matt Meacham..... | 26 |
| Development Coaches..... | 27 |
| Mike Gapski..... | 28 |
| Troy Parchman..... | 28 |
| Dr. Michael Terry..... | 28 |
| Jeff Thomas..... | 29 |
| Jim Heintzelman..... | 29 |
| Pawel Prylinski..... | 29 |

| | |
|------------------------------|----|
| Equipment/Medical Staff..... | 30 |
| Jeremy Colliton..... | 31 |
| Derek King..... | 31 |
| Sheldon Brookbank..... | 31 |
| Rockford Support Staff..... | 32 |

PLAYERS

| | |
|------------------------|-------|
| Artem Anisimov..... | 34-35 |
| Lance Bouma..... | 36-37 |
| Corey Crawford..... | 38-41 |
| Anton Forsberg..... | 42-43 |
| Gustav Forsling..... | 44-45 |
| Ryan Hartman..... | 46-47 |
| John Hayden..... | 48-49 |
| Vinnie Hinostroza..... | 50-51 |
| Marian Hossa..... | 52-55 |
| Tomas Jurco..... | 56-57 |
| Patrick Kane..... | 58-61 |
| Duncan Keith..... | 62-65 |
| Michal Kempny..... | 66-67 |
| Tanner Kero..... | 68-69 |
| Connor Murphy..... | 70-71 |
| Richard Panik..... | 72-73 |
| Michal Rozsival..... | 74-75 |
| Brandon Saad..... | 76-77 |
| Nick Schmaltz..... | 78-79 |
| Brent Seabrook..... | 80-83 |
| Patrick Sharp..... | 84-87 |
| Jonathan Toews..... | 88-91 |
| Jordin Tootoo..... | 92-93 |
| Tommy Wingels..... | 94-95 |
| Kyle Baum..... | 96 |
| J.F. Berube..... | 97 |
| Laurent Dauphin..... | 98 |
| Alex DeBrincat..... | 99 |
| Alexandre Fortin..... | 100 |
| Erik Gustafsson..... | 101 |

| | |
|------------------------------------|---------|
| Jordan Oesterle..... | 102 |
| Ville Pokka..... | 103 |
| Jan Rutta..... | 104 |
| In the System..... | 105-111 |
| Prospects..... | 112-122 |
| 2017 Draft Selections..... | 123-124 |
| All-Time Draft Selections..... | 125-131 |
| 2017-18 Player Index..... | 132-135 |
| How the Blackhawks Were Built..... | 136 |

2016-17 SEASON REVIEW

| | |
|-----------------------------|---------|
| Schedule and Results..... | 138-139 |
| Final Team Scoring..... | 140 |
| Home/Road Scoring..... | 141 |
| Game-by-Game Summaries..... | 142-152 |
| Statistical Breakdown..... | 153 |
| Team Transactions..... | 154 |
| Team Highs and Lows..... | 155-156 |
| Individual Highs..... | 157 |
| Individual Milestones..... | 158 |
| The Last Time..... | 159 |

OPPONENTS

| | |
|----------------------------|---------|
| Anaheim Ducks..... | 162-163 |
| Arizona Coyotes..... | 164-165 |
| Boston Bruins..... | 166-167 |
| Buffalo Sabres..... | 168-169 |
| Calgary Flames..... | 170-171 |
| Carolina Hurricanes..... | 172-173 |
| Colorado Avalanche..... | 174-175 |
| Columbus Blue Jackets..... | 176-177 |
| Dallas Stars..... | 178-179 |
| Detroit Red Wings..... | 180-181 |
| Edmonton Oilers..... | 182-183 |
| Florida Panthers..... | 184-185 |
| Los Angeles Kings..... | 186-187 |
| Minnesota Wild..... | 188-189 |

| | |
|---------------------------|---------|
| Montreal Canadiens..... | 190-191 |
| Nashville Predators..... | 192-193 |
| New Jersey Devils..... | 194-195 |
| New York Islanders..... | 196-197 |
| New York Rangers..... | 198-199 |
| Ottawa Senators..... | 200-201 |
| Philadelphia Flyers..... | 202-203 |
| Pittsburgh Penguins..... | 204-205 |
| San Jose Sharks..... | 206-207 |
| St. Louis Blues..... | 208-209 |
| Tampa Bay Lightning..... | 210-211 |
| Toronto Maple Leafs..... | 212-213 |
| Vancouver Canucks..... | 214-215 |
| Washington Capitals..... | 216-217 |
| Winnipeg Jets..... | 218-219 |
| Vegas Golden Knights..... | 220 |

TRADITION

| | |
|---|---------|
| Stan Mikita..... | 222 |
| Bobby Hull..... | 223 |
| Glenn Hall..... | 224 |
| Tony Esposito..... | 225 |
| Denis Savard..... | 226 |
| Pierre Plante..... | 227 |
| Keith Magnuson..... | 228 |
| Through the Years..... | 229 |
| Trophy Winners..... | 230-238 |
| 1934 Stanley Cup Champions..... | 239 |
| 1938 Stanley Cup Champions..... | 240 |
| 1961 Stanley Cup Champions..... | 241 |
| 2010 Stanley Cup Champions..... | 242 |
| 2013 Stanley Cup Champions..... | 243 |
| 2015 Stanley Cup Champions..... | 244 |
| Hockey Hall of Fame Inductees..... | 245 |
| U.S. Hockey Hall of Fame Inductees..... | 246 |
| NHL All-Star Teams..... | 247 |
| All-Star Games in Chicago..... | 248 |
| Chicago Stadium..... | 249 |

TABLE OF CONTENTS

RECORDS

| | |
|-----------------------------------|---------|
| Franchise Leaders..... | 252-255 |
| Scoring Leaders..... | 256-257 |
| Single-Season Leaders..... | 258-259 |
| All-Time Hat Trick Leaders..... | 260 |
| All-Time Hat Tricks..... | 261-263 |
| Shutouts For and Against..... | 264 |
| Shutouts and Scoreless Ties..... | 265 |
| All-Time Shutouts..... | 266-269 |
| Goaltender 30-Win Seasons..... | 269 |
| Penalty Shots For and Against ... | 270-272 |
| All-Time Shootouts..... | 273-275 |
| Double-Figure Goal Games..... | 275 |
| All-Time Shootout Stats..... | 276 |
| Individual Records..... | 277-281 |
| Team Records..... | 282-287 |
| Season Openers..... | 288 |

PLAYOFFS

| | |
|--------------------------------------|---------|
| Western Conf. First Round..... | 290-291 |
| Schedule and Results/Player Stats... | 292 |
| Statistical Breakdown..... | 293 |
| Stanley Cup Playoffs Record..... | 294 |
| Results vs. Opponent..... | 294-297 |
| Year-by-Year Results..... | 298-303 |
| Career Playoff Leaders..... | 304-305 |
| Overtime Goals..... | 306 |
| Goaltenders Year-by-Year..... | 307-308 |
| All-Time Goaltender Statistics..... | 309 |
| Shutouts and Penalty Shots..... | 310 |
| Playoff Summary and Stats..... | 311 |
| Individual Records..... | 312-313 |
| Team Records..... | 314-317 |
| Coaching Ledger..... | 318 |
| Playoff Moments..... | 319-322 |

HISTORY

| | |
|-----------------------------|---------|
| Season-by-Season Record.... | 324-325 |
| All-Time Home and Road..... | 326-327 |
| Coaching Ledger..... | 328 |

| | |
|-----------------------------------|---------|
| Vs. Defunct Clubs/Milestones..... | 329 |
| Dates to Remember..... | 330-340 |
| 1926-27 Chicago Blackhawks..... | 341 |
| 1927-28..... | 342 |
| 1928-29..... | 343 |
| 1929-30..... | 344 |
| 1930-31..... | 345 |
| 1931-32..... | 346 |
| 1932-33..... | 347 |
| 1933-34..... | 348 |
| 1934-35..... | 349 |
| 1935-36..... | 350 |
| 1936-37..... | 351 |
| 1937-38..... | 352 |
| 1938-39..... | 353 |
| 1939-40..... | 354 |
| 1940-41..... | 355 |
| 1941-42..... | 356 |
| 1942-43..... | 357 |
| 1943-44..... | 358 |
| 1944-45..... | 359 |
| 1945-46..... | 360 |
| 1946-47..... | 361 |
| 1947-48..... | 362 |
| 1948-49..... | 363 |
| 1949-50..... | 364 |
| 1950-51..... | 365 |
| 1951-52..... | 366 |
| 1952-53..... | 367 |
| 1953-54..... | 368 |
| 1954-55..... | 369 |
| 1955-56..... | 370 |
| 1956-57..... | 371 |
| 1957-58..... | 372 |
| 1958-59..... | 373 |
| 1959-60..... | 374 |
| 1960-61..... | 375 |
| 1961-62..... | 376 |
| 1962-63..... | 377 |
| 1963-64..... | 378 |

| | |
|----------------|-----|
| 1964-65..... | 379 |
| 1965-66..... | 380 |
| 1966-67..... | 381 |
| 1967-68..... | 382 |
| 1968-69..... | 383 |
| 1969-70..... | 384 |
| 1970-71..... | 385 |
| 1971-72..... | 386 |
| 1972-73..... | 387 |
| 1973-74..... | 388 |
| 1974-75..... | 389 |
| 1975-76..... | 390 |
| 1976-77..... | 391 |
| 1977-78..... | 392 |
| 1978-79..... | 393 |
| 1979-80..... | 394 |
| 1980-81..... | 395 |
| 1981-82..... | 396 |
| 1982-83..... | 397 |
| 1983-84..... | 398 |
| 1984-85..... | 399 |
| 1985-86..... | 400 |
| 1986-87..... | 401 |
| 1987-88..... | 402 |
| 1988-89..... | 403 |
| 1989-90..... | 404 |
| 1990-91..... | 405 |
| 1991-92..... | 406 |
| 1992-93..... | 407 |
| 1993-94..... | 408 |
| 1994-95..... | 409 |
| 1995-96..... | 410 |
| 1996-97..... | 411 |
| 1997-98..... | 412 |
| 1998-99..... | 413 |
| 1999-2000..... | 414 |
| 2000-01..... | 415 |
| 2001-02..... | 416 |
| 2002-03..... | 417 |
| 2003-04..... | 418 |

| | |
|-------------------------------|---------|
| 2005-06..... | 419 |
| 2006-07..... | 420 |
| 2007-08..... | 421 |
| 2008-09..... | 422 |
| 2009-10..... | 423 |
| 2010-11..... | 424 |
| 2011-12..... | 425 |
| 2012-13..... | 426 |
| 2013-14..... | 427 |
| 2014-15..... | 428 |
| 2015-16..... | 429 |
| All-Time Roster..... | 430-442 |
| All-Time Goalie Register..... | 443-444 |

MINORS

| | |
|-----------------------------------|-----|
| Rockford Directory..... | 446 |
| 2016-17 Regular-Season Stats..... | 447 |
| 2017-18 Schedule..... | 448 |
| Indy Directory..... | 449 |
| 2017-18 Schedule..... | 450 |

NHL

| | |
|-----------------------------------|---------|
| 2016-17 Standings..... | 452 |
| Postseason Awards..... | 453 |
| 2017-18 Key Dates..... | 454 |
| On-Ice Officials..... | 455 |
| NHL Directory..... | 456 |
| NHL Club Directory..... | 457-459 |
| League Alignment/Playoff Format.. | 460 |

MEDIA INFORMATION

| | |
|-----------------------------|---------|
| Media Information..... | 462-463 |
| Media Relations Staff..... | 464-465 |
| Team Broadcasters..... | 466-468 |
| Traveling Media..... | 469 |
| Blackhawks Convention..... | 470 |
| Training Camp Festival..... | 471 |
| United Center..... | 472 |
| Johnny's IceHouse West..... | 473 |
| Community Ice Arena..... | 474 |



STAFF DIRECTORY

OWNERSHIP AND EXECUTIVES

| | |
|---------------------------------|--|
| W. Rockwell "Rocky" Wirtz | Chairman |
| John F. McDonough | President & CEO |
| Jay Blunk | Executive Vice President |
| Stan Bowman | Senior Vice President/General Manager |
| Al MacIsaac | Senior Vice President, Hockey Operations |
| Norm Maciver | Assistant General Manager |
| Pete Hassen | Vice President, Marketing |
| Mark Kelley | Vice President, Amateur Scouting |
| Adam Kempenaar | Vice President, Digital Content |
| Adam Rogovin | Vice President, Communications |
| T.J. Skattum | Vice President, Finance |
| Marie Sutura | Vice President, Human Resources |
| Steve Waight | Vice President, Corporate Sponsorships |
| Chris Werner | Vice President, Ticketing and Customer Relations |

HOCKEY OPERATIONS AND SCOUTING

| | |
|----------------------------------|--|
| Scotty Bowman | Senior Advisor, Hockey Operations |
| Mark Bernard | Senior Director, Minor League Affiliations |
| Ryan Stewart | Senior Director, Pro Scouting |
| Pierre Gauthier | Director, Player Personnel |
| Barry Smith | Director, Player Evaluation |
| Mark Eaton | Director, Player Development |
| Ron Anderson | Director, Player Recruitment |
| Mats Hallin | Director, European Scouting |
| Brian Higgins | Director, Team Security |
| Tony Ommen | Senior Executive Director, Team Services |
| James F. Gary, L.C.P.C. | Mental Skills Coach |
| David Marks, M.S., L.C.P.C. | Mental Skills Coach |
| Ian Gentile | Senior Manager, Player Development |
| Kyle Davidson | Senior Manager, Hockey Operations |
| Rick Comley | Player Recruitment |
| Mike Doneghey | Head USA Scout |
| Darrell May | Head Western Canada Scout |
| Jim McKellar | Head Eastern Canada Scout |
| Rob Facca | Amateur Scout |
| Kirt Hill | Amateur Scout |
| Peter Nevin | Amateur Scout |
| Andrei Nikolishin | Amateur Scout |
| Alexandre Rouleau | Amateur Scout |
| Dan Ellis | Goaltending Scout |
| Niklas Blomgren | Head European Amateur Scout |
| Karel Pavlik | European Amateur Scout |
| Peter Sundstrom | European Pro Scout |
| Matt Bardsley | Pro Scout |
| Derek Booth | Pro Scout |
| Wade Brookbank | Pro Scout |
| Alex Brooks | Pro Scout |
| Gord Donnelly | Pro Scout |
| Michael Grier | Pro Scout |
| Richard Kromm | Pro Scout |
| Don Lever | Pro Scout |
| Mike MacPherson | Pro Scout |
| Michael Mottau | Pro Scout |

| | |
|-----------------------|--------------------------------|
| Allan Power | Pro Scout |
| Anatoly Semenov | Pro Scout |
| Tom Youngmans | Pro Scout |
| Hudson Chodos | Scouting Manager |
| Andrew Contis | Hockey Analytics/Video Analyst |
| Lyle Gregory | Hockey Operations Assistant |

COACHING

| | |
|-------------------------|---|
| Joel Quenneville | Head Coach |
| Kevin Dineen | Assistant Coach |
| Ulf Samuelsson | Assistant Coach |
| Don Granato | Assistant Coach |
| Jimmy Waite | Goaltending Coach |
| Matt Meacham | Video Coach |
| Paul Goodman | Strength and Conditioning Coach |
| Christian Burrus | Developmental Strength and Conditioning Coach |
| Kevin Delaney | Skating and Skills Development |
| Yanic Perreault | Development Coach |
| Derek Plante | Development Coach |
| Anders Sorensen | Development Coach |
| Peter Aubry | Developmental Goaltending Coach |
| Mikael Samuelsson | European Development Coach |
| Jeremy Colliton | Head Coach, Rockford (AHL) |
| Derek King | Assistant Coach, Rockford (AHL) |
| Sheldon Brookbank | Assistant Coach, Rockford (AHL) |
| Adam Gill | Video Coach, Rockford (AHL) |

TRAINING AND EQUIPMENT

| | |
|-----------------------|---|
| Mike Gapski | Head Athletic Trainer |
| Troy Parchman | Equipment Manager |
| Pawel Prylinski | Massage Therapist |
| Jeff Thomas | Assistant Athletic Trainer |
| Jim Heintzelman | Assistant Equipment Manager |
| D.J. Kogut | Equipment Assistant |
| Jeff Uyeno | Equipment Assistant |
| D.J. Jones | Head Athletic Trainer, Rockford (AHL) |
| Shane Lawson | Strength and Conditioning Coach, Rockford (AHL) |
| Russ Holden | Head Equipment Manager, Rockford (AHL) |
| Brady Lake | Assistant Equipment Manager, Rockford (AHL) |
| Mike Harling | Massage Therapist, Rockford (AHL) |

MEDICAL

| | |
|--------------------------------------|------------------------------------|
| Michael A. Terry, M.D. | Head Team Physician, Orthopaedics |
| Bradley Merk, M.D. | Team Physician, Orthopaedics |
| Angelo Costas, M.D. | Team Physician, Internal Medicine |
| Lou Iliotis, M.D. | Team Physician, Internal Medicine |
| George Chiampas, D.O. | Team Physician, Emergency Medicine |
| Russ Baer, D.D.S. | Team Dentist |
| Martin Marcus, D.D.S. | Team Dentist |
| Michael Marcus, D.D.S. | Team Dentist |
| University Eye Specialists | Eye Care |
| Julie Burns, M.S., R.D., C.C.N. | Nutritionist |
| Brian Allen, D.C. | Chiropractor |
| Stuart Yoss, D.C. | Chiropractor |

COMMUNICATIONS

| | |
|------------------------|---------------------------|
| John Steinmiller | Media Relations Director |
| Lyndsey Stroepe | Public Relations Manager |
| Will Chukerman | Media Relations Assistant |
| Dan Vatch | Media Relations Intern |

CORPORATE SPONSORSHIPS

| | |
|------------------------|---|
| Sara Bailey | Corporate Sponsorships Director |
| Kelly Smith | Senior Manager, Client Services |
| Greg Zinsmeister | Senior Manager, Corporate Sponsorships |
| Kayla Roan | Client Services Manager |
| Ryan Gallante | Corporate Sponsorships Manager |
| Brian Szubrych | Client Services and Event Manager |
| Phil Carden | Account Executive, Corporate Sponsorships |
| Dan Cluchey | Client Services Coordinator |
| Alexandra Kern | Corporate Sponsorships Intern |

DIGITAL CONTENT

| | |
|--------------------------|-----------------------------|
| John Sandberg | Creative Director |
| Chase Agnello-Dean | Photography Manager |
| Bob Verdi | Team Historian |
| Leah Hendrickson | Social Media Manager |
| Emerald Gao | Digital Content Coordinator |
| Eric Lear | Reporter |
| Chris Levine | Digital Content Analyst |
| Sean Grady | Senior Graphic Designer |
| Missy Wilson | Graphic Designer |
| Leah Pascarella | Content Assistant |
| Kellie Fredette | Graphic Design Intern |
| Meghan White | Photography Intern |
| Nick Merlina | Digital Content Intern |

FINANCE

| | |
|-----------------------|--------------------|
| Michael Dorsch | Finance Director |
| Patricia Walsh | Payroll Director |
| Andrew LeFevour | Accounting Manager |

HUMAN RESOURCES AND EXECUTIVE ADMINISTRATION

| | |
|-----------------------|--|
| Kyleen Howe | Senior Manager, Human Resources |
| Jillian Smith | Executive Projects Manager |
| Molly Connelly | Business Operations Executive Coordinator |
| Meghan Hunter | Executive Assistant to the SVP/GM and Hockey Ops |
| Leanne Mayville | Coordinator, Human Resources & Office Administration |
| Lauren Bozzi | Receptionist |

MARKETING, FAN DEVELOPMENT AND COMM. RELATIONS

| | |
|--------------------------|--|
| Annie Camins | Senior Director, Fan Development |
| Laura Clawson | Merchandising Director |
| Tovah McCord | Foundation Director |
| A.J. Dolan | Director, Production and Content Marketing |
| Ashley Hinton | Community Relations Director |
| Brian Howe | Senior Manager, Events Marketing |
| Brian Dahm | Senior Manager, Marketing |
| Mike Horn | Game Presentation Manager |
| Spencer Montgomery | Fan Development Manager |

| | |
|--------------------------|------------------------------------|
| Kelly Doody | Charitable Partnerships Manager |
| Jamal Mayers | Community Liaison |
| Brian Campbell | Hockey/Business Operations Liaison |
| Joe Doyle | Mascot Coordinator |
| Amber Hughes | Marketing Assistant |
| Paul Unruh | Events Marketing Assistant |
| Laura Jordan | Fan Development Assistant |
| Samantha Ratty | Fan Development Assistant |
| Corinne Harris | Retail Marketing Assistant |
| Sara Olson | Community Relations Assistant |
| Meghan Pollock | Community Relations Assistant |
| Jessica Wilcox | Game Presentation Intern |
| Julia Yacker | Community Relations Intern |
| Emilie Schliksbier | Events Marketing Intern |
| Michael Rigitano | Fan Development Intern |
| Dylan Venerus | Marketing Intern |

TICKET OPERATIONS AND CUSTOMER RELATIONS

| | |
|-------------------------|--|
| Dan Rozenblat | Executive Director, Ticket Sales and Service |
| Julie Lovins | Director, Service and Retention |
| Steve Dilenardi | Group Sales Director |
| T.R. Johnson | Senior Manager, Ticket Sales and Service |
| Allison Ferrara | Ticket Operations Coordinator |
| Andrew Roan | Senior Account Executive, Ticket Sales |
| Jake Tuton | Senior Account Executive, Ticket Sales |
| Matt Brooks | Senior Account Executive, Youth Hockey |
| Kevin Kowynia | Account Executive, Ticket Sales |
| Kathie Raimondi | Senior Customer Service Executive |
| Shilpa Rupani | Senior Customer Service Executive |
| Lindsay Dresser | Senior Customer Service Executive |
| Neil Desmond | Senior Customer Service Executive |
| Kevin LeClair | Senior Customer Service Executive |
| Rebecca Goldstein | Customer Service Executive |
| Josh Helton | Customer Service Executive |
| Heather Larson | Customer Service Executive |
| Shannon Pyrz | Customer Service Executive |
| Rebecca Roy | Customer Service Executive |
| Connor Spurlin | Customer Service Executive |

BROADCASTERS

| | |
|---------------------|--------------------------|
| Pat Foley | Television Play-by-Play |
| Eddie Olczyk | Television Color Analyst |
| John Wiedeman | Radio Play-by-Play |
| Troy Murray | Radio Color Analyst |
| Steve Konroyd | Television Studio Host |
| Judd Sirott | Radio Studio Host |

ADDITIONAL STAFF AND INFORMATION

| | |
|---------------------------------|--------------------------------|
| Jim Cornelison | National Anthem Singer |
| Gene Honda | Public Address Announcer |
| Frank Pellico | Organist |
| Bill Smith | Team Photographer |
| 19,717 | United Center Seating Capacity |
| WGN Radio AM-720 | Radio Station |
| NBC Sports Chicago/WGN-TV | Television Stations |
| Banner Collective | Video Production |

UNITED



A STAR ALLIANCE MEMBER 

Chicago's Hometown Airline®

The most nonstops from Chicago.
fly the friendly skies®

© 2017 United Airlines, Inc. All rights reserved.
Includes destinations served by United Express®.

2017-18 CHICAGO BLACKHAWKS

LEADERSHIP





W. ROCKWELL WIRTZ

CHAIRMAN

W. Rockwell (Rocky) Wirtz was named President of Wirtz Corporation and Chairman of the Chicago Blackhawks in October 2007, following his late father, William W. Wirtz.

Today, Wirtz Corporation is one of the largest privately held and family-owned companies in the United States. As President of Wirtz Corporation, Rocky's role extends to a vast array of businesses from sports and beverage distribution to entertainment, real estate, agriculture, insurance and banking.

As Chairman of the Chicago Blackhawks, Rocky is responsible for all aspects of the club's operations. He was just 2 years old when his grandfather, Arthur Wirtz, purchased the Chicago Blackhawks in 1954. Rocky grew up within the walls of the storied Chicago Stadium, and he oversaw the team's historic Stanley Cup championship victories in 2010, 2013 and 2015. Rocky is also the Co-Chairman of the Executive Committee of the United Center and is a member of the National Hockey League's Executive and Audit Committees.

Rocky has led the family's beverage business since 1980, and his strategic vision, commitment to investment and time-honored focus on running a value-driven business helped the company expand its footprint. In 2016, Rocky drove efforts to form a partnership with The Charmer Sunbelt Group, creating Breakthru Beverage Group (BBG). Today, BBG employs more than 7,000 associates and has operations in 14 states across the U.S. and Canada. Recognizing his many contributions to the beverage industry, the Wine and Spirits Wholesalers of America honored Rocky with a Lifetime Leadership Award in 2014.

Wirtz Realty has developed properties in Illinois for decades, and the company owns and manages over 20 commercial and residential properties along Chicago's lakefront and throughout the suburbs. Rocky also oversees Wirtz Insurance as well as banking interests at First Security Trust and Savings, based in Elmwood Park, Ill., and First National Bank of South Miami in Florida.

Through it all, Rocky continues to lead his family's commitment to numerous civic and charitable organizations. His dedication to Chicago Blackhawks Charities is unwavering. Founded by his father, Chicago Blackhawks Charities has donated millions of dollars to dozens of organizations focused on youth programs, education, housing and health and wellness. When seeking a new practice rink for the Blackhawks, Rocky went beyond creating a single-use home for the team and in 2015 announced the construction of a \$65 million community ice rink and practice facility near the United Center. Set to open in December 2017, the facility will offer numerous benefits to Chicago's youth who may not have the opportunity or resources to learn the sport of hockey.

Rocky is a member of the Civic Committee of the Commercial Club of Chicago and serves as a Trustee at The Field Museum of Natural History and Northwestern University, where he earned a Bachelor of Science in communications in 1975. At Northwestern, he established the Virginia Wadsworth Wirtz Endowment for Visiting Artists. The program, named in honor of his grandmother, allows Northwestern's School of Communication to invite nationally acclaimed performers to work directly with students and staff at the Theatre and Interpretation Center. In April 2014, the center was renamed the Virginia Wadsworth Wirtz Center for the Performing Arts in recognition of the family's financial gifts. In 2017, he endowed the W. Rockwell Wirtz Professorship in the School of Communication to attract top professors.

Rocky and his wife, Marilyn, reside in the northern suburbs of Chicago. Rocky has three children, Daniel, Hillary and Kendall; Marilyn has one daughter, Elizabeth. Rocky is also the proud grandfather of two granddaughters and a grandson.

LEADERSHIP

PLAYERS

2016-17

OPPONENTS

TRADITION

RECORDS

PLAYOFFS

HISTORY

MINORS

NHL

MEDIA



JOHN F. McDONOUGH
PRESIDENT & CEO

John F. McDonough joined the Blackhawks in 2007 as President and was named President and Chief Executive Officer on June 1, 2011. Under his guidance, in what Forbes Magazine has called the “The Greatest Sports-Business Turnaround Ever,” the Blackhawks have revitalized the team’s profile and re-energized its fan base. Since McDonough joined the Blackhawks, the team has won Stanley Cup titles in 2010, 2013 and 2015, becoming the first organization in the NHL’s salary cap era to capture three championships.

With McDonough’s leadership, the Blackhawks’ success has been recognized by SportsBusiness Journal, earning coveted nominations for the publication’s Professional Sports Team of the Year in 2009 and 2014. The organization was also voted to have the “Best Business Savvy” by The Hockey News’ 2012 “Best of Everything in Hockey” issue, in addition to being named “Best Franchise” in their 2014 “Franchise Ranking” issue.

The Blackhawks have entertained 416 consecutive capacity crowds at the United Center and have grown a season ticketholder base from 3,400 to more than 14,000. Additionally, the Blackhawks have led the NHL in attendance for nine consecutive seasons and consistently achieve monumental viewership numbers on local and national broadcasts. During the team’s run to the 2015 Stanley Cup, the Blackhawks registered three of their top five most-watched games, including the highest on record, a 41.0 HH average rating during Game 6 of the Final on June 15, 2015.

McDonough has been instrumental in bringing marquee events to Chicago, including the 2009 NHL Winter Classic between the Blackhawks and Detroit Red Wings at Wrigley Field, the 2014 Stadium Series game between the Blackhawks and Pittsburgh Penguins at Soldier Field, the NCAA Frozen Four in April 2017 and the NHL Draft in June 2017. In addition, he instituted the annual Blackhawks Convention, the first of its kind in the National Hockey League.

Prior to joining the Blackhawks, McDonough served as President of the Chicago Cubs. During his tenure, the Cubs won the 2007 National League Central Division while setting an all-time franchise attendance record. As the Cubs’ chief, and in his previous role as Senior Vice President of Marketing and Broadcasting, he played a major role in increasing the Cubs’ fan base and attracting sponsorships, helping one of the most successful professional sports franchises in America consistently reach record attendance and revenue figures. In addition, McDonough was the architect of the seventh-inning stretch celebrity “guest conductor” concept at Wrigley Field and created the annual Cubs Convention, which is now viewed as a prototype for team and league fan festivals.

McDonough’s many achievements have earned him honors and awards, including Major League Baseball’s Marketing Excellence Award, Chicago Baseball Executive of the Year and a place in “America’s Top Ten Marketing Executives” by Promo Magazine. In addition, McDonough was named to The Hockey News’ “100 People of Power and Influence,” was inducted into the Chicagoland Sports Hall of Fame in 2008 and received the first-ever honorary Certified Hockey Professional designation by the Business of Hockey Institute in 2016.

He has also been recognized with the Saint Mary’s University of Minnesota Presidential Medal for Outstanding Merit, the Bill Veeck Lifetime Achievement Award, a place in the Notre Dame High School Hall of Fame and the 2008 Executive of the Year Award by the Chicago chapter of the Public Relations Society of America. McDonough serves as a frequent guest speaker and panelist across the country, including at the 2010 MIT Sloan Sports Analytics Conference, the 2014 SXSW Conference and Harvard Business School. He has also served as commencement speaker for the Loyola University School of Communication and Grand Marshal for Chicago’s St. Patrick’s Day Parade in 2014.

McDonough is a frequent lecturer at the University of Notre Dame’s Mendoza College of Business and Northwestern University. He serves as a Sustaining Board Member for the Juvenile Diabetes Research Foundation Illinois Board, and also sits on the Athletic Advisory Board of Saint Mary’s University of Minnesota, the Special Olympics Illinois Foundation Board, Chicago Blackhawks Charities Board of Directors, the NHL Club Business Advisory Board and the NHL Board of Governors.

A Chicago native, McDonough is a graduate of Notre Dame High School in Niles, Ill., and Saint Mary’s University of Minnesota. He currently resides in the western suburbs and has three children, Colleen, Ryan (Katie) and Michael; and a granddaughter, Riley.

LEADERSHIP

PLAYERS

2016-17

OPPONENTS

TRADITION

RECORDS

PLAYOFFS

HISTORY

MINORS

NHL

MEDIA



JAY BLUNK
EXECUTIVE VICE PRESIDENT

Executive Vice President Jay Blunk is in his ninth season with the Chicago Blackhawks. Since joining the Blackhawks as Vice President of Business Operations on Jan. 3, 2008, Blunk has engineered broad changes to the business landscape of the club, adopting the general business philosophy of fan accessibility and bold, innovative strategies, in addition to creating new sources of revenue generation.

Blunk collaborated with the marketing department to hire Ogilvy as the team's new advertising agency, a partnership that has resulted in nationally recognized campaigns such as #WhatsYourGoal, which was a finalist for the SportsBusiness Journal's Best in Sports Social Media in 2016. Blunk also enacted sweeping changes across the organization's media channels, including Blackhawks TV, Blackhawks publications and chicagoblackhawks.com. Additionally, he is responsible for the strategy and development of revenue-generating efforts for departments including sponsorship, ticketing, finance, marketing and community relations. In recognition of the team's achievements, the Blackhawks earned nominations for SportsBusiness Journal's Professional Sports Team of the Year in 2009 and 2014.

With fan engagement and accessibility a priority, Blunk oversaw new concepts such as the Blackhawks Training Camp Festival and the development of the Emmy Award-winning Blackhawks TV. Blunk also has developed pioneering cross-promotional partnerships with a wealth of civic organizations, which have built the foundation for a year-round marketing strategy. In 2010 and 2011, the Blackhawks were voted to have the National Hockey League's "Most Innovative Business Practices" by a survey of SportsBusiness Journal's readers. The Blackhawks were also voted to have the "Best Business Savvy" by The Hockey News' 2012 "Best of Everything in Hockey" issue, in addition to being named "Best Franchise" in their 2014 "Franchise Ranking" issue.

Together with President and CEO John F. McDonough and Senior VP/GM Stan Bowman, Blunk has helped engineer an integrated business philosophy with the Blackhawks' hockey operations department, forming a unique bond and synergistic approach to sponsorships, advertising, game presentation and player-community involvement.

The organization has established several attendance records under Blunk's leadership, and the franchise's season ticket base has tripled to more than 14,000 since the start of the 2007-08 season. During the team's run to the 2015 Stanley Cup, the Blackhawks registered three of their top five most-watched games, including the highest on record, a 41.0 HH average rating during Game 6 of the Final on June 15, 2015. Blunk worked with McDonough, Chicago Cubs officials and the NHL to bring the 2009 NHL Winter Classic to Wrigley Field, and the organization appeared in their league-record fifth outdoor game on Jan. 2, 2017, at Busch Stadium in St. Louis. In addition, he worked closely with the Chicago Sports Commission to bring the 2017 NCAA Frozen Four and the 2017 NHL Draft to the United Center.

Prior to joining the Blackhawks, Blunk spent 22 years with the Chicago Cubs front office, holding positions in marketing, sales, branding, promotions and advertising, the last of which was Vice President of Marketing and Broadcasting. He was responsible for the development of a wealth of promotional events during his tenure at Wrigley Field and was also a member of the Cubs organization when they drew over 3 million fans for five consecutive seasons (2003-07) and set the team's all-time record for attendance in 2007.

Blunk graduated from Illinois State University in 1986 and currently serves as an advisory board member for the ISU School of Communication. Blunk also sits on the boards of the Chicago Sports Commission and the Greater North Michigan Avenue Association, as well as the Board of Directors for United Service Organization (USO) of Illinois and Chicago Blackhawks Charities.

Blunk has been invited to lecture as a guest speaker at various civic events and universities, including Northwestern's Kellogg School of Management, University of Illinois, ISU and the University of Notre Dame's Mendoza College of Business. He also accepted the 2014 Gilda's Club Agents of Hope Award on behalf of CBC. Blunk was a 2012 inductee into the Chicagoland Sports Hall of Fame and received the 2017 Jack Fitzsimmons Chief Blackhawk Award from the Blackhawk Alumni Association.

Blunk and his wife, Marci, have three children: Brandon, Maggie and Cameron.

LEADERSHIP

PLAYERS

2016-17

OPPONENTS

TRADITION

RECORDS

PLAYOFFS

HISTORY

MINORS

NHL

MEDIA



STAN BOWMAN

SENIOR VICE PRESIDENT/GENERAL MANAGER

Stan Bowman is in his 16th season with the Blackhawks and his third as Senior Vice President/General Manager. Bowman was originally named the ninth General Manager in Blackhawks history on July 14, 2009, after eight years in the Blackhawks hockey operations department.

Bowman led the Blackhawks to their sixth Stanley Cup championship on June 15, 2015, becoming the first GM to win three titles in the salary cap era. In 2010, Bowman became the youngest GM in National Hockey League history to guide an organization to the championship, as the team ended a 49-year title drought. During his time at the helm of the hockey operations department, Bowman has secured the team's core talent with long-term contract extensions, rebuilt the club's prospect depth with multiple acclaimed draft classes and re-signed Head Coach Joel Quenneville to a contract extension.

Bowman and his father, Senior Advisor to Hockey Operations Scotty Bowman, are part of an elite group, becoming the 10th father-son GM tandem in the history of the NHL and just the fourth pair to have each of their names inscribed on the Stanley Cup. Bowman originally joined the Blackhawks in 2000 and spent four seasons as Special Assistant to the General Manager before being promoted to Director of Hockey Operations, a role he served in for two years (2005-07). As Assistant General Manager, Bowman attended to the day-to-day administration of the hockey operations department, including all CBA-related matters, such as contract negotiations, free agency, salary arbitration and player movement and assignment. He also tracked the progress of Blackhawks prospects by working closely with the staff of the club's minor-league affiliate in Rockford while assisting with player evaluation, prospect development and professional and amateur scouting.

Bowman was named to Crain's Chicago Business "40 under 40" Class of 2010 and inducted into the Chicagoland Sports Hall of Fame on Sept. 16, 2015. He was selected as a manager for Team North America at the 2016 World Cup of Hockey alongside Peter Chiarelli. In that role, he helped select the playing roster, coaching and support staff, and oversaw tournament preparations and management for the 23-and-under team.

Bowman graduated from the University of Notre Dame in 1995 with degrees in finance and computer applications. When he arrived at the Blackhawks in 2000, Bowman worked extensively on financial budgets and developed programs to track player movement and player evaluation.

Bowman and his wife, Suzanne, have three children: Will, Camden and Graycen.



AL MACISAAC

SENIOR VICE PRESIDENT, HOCKEY OPERATIONS

Al MacIsaac is in his 18th season as a member of the Blackhawks Hockey Operations Department and his third as Senior Vice President of Hockey Operations. He previously served as Senior Director of Hockey Administration/Assistant to the President.

A native of Antigonish, Nova Scotia, MacIsaac was the Buffalo Sabres' 12th-round draft choice in 1987. He attended St. Francis Xavier University in Nova Scotia for four years, where he tallied 112 career points (54G, 58A) in 91 career college games along with 404 penalty minutes. He was named St. Francis Xavier University Student Male Athlete of the Year in 1991.

After college, he joined the ECHL's Hampton Roads Admirals as a defenseman for the 1991-92 season and led the team with a +33 plus/minus rating. He represented the Admirals in the 1993 ECHL All-Star Game. During that same season, MacIsaac made appearances with the American Hockey League's Baltimore Skipjacks and Cape Breton Oilers.

In 1993, MacIsaac joined the Norfolk Admirals front office as Assistant General Manager. He was named General Manager of Hockey Operations for the Admirals in July 1996. In 1997-98, the Admirals, then the Blackhawks' minor-league affiliate, won their third ECHL championship. MacIsaac was inducted into the Guelph Sports Hall of Fame (team category) in 1996, the Norfolk Admirals Hall of Fame in 2008, the ECHL Hall of Fame in 2014 and the St. Francis Xavier University Sports Hall of Fame in 2016.

MacIsaac has won seven titles in his career, including three Stanley Cups with the Blackhawks, an ECHL Championship as a general manager (1998) and three as a player: the Canadian Hockey League Memorial Cup (1986), ECHL Championship (1992) and Calder Cup (1993).

MacIsaac and his wife, Dawn, have three daughters: Madison, Delaney and Emersyn.

LEADERSHIP

PLAYERS

2016-17

OPPONENTS

TRADITION

RECORDS

PLAYOFFS

HISTORY

MINORS

NHL

MEDIA



NORM MACIVER

ASSISTANT GENERAL MANAGER

Norm Maciver is in his 11th season with the Chicago Blackhawks and his sixth as Assistant General Manager. A veteran with 29 years of pro hockey experience as an NHL player and coach, Maciver previously served as Director of Player Personnel for a season and as Director of Player Development for three seasons.

Prior to joining the organization, the Thunder Bay, Ontario, native served as an Assistant Coach with the Boston Bruins (2003-06) and the American Hockey League's Springfield Falcons (2000-03).

Following a decorated collegiate career at the University of Minnesota-Duluth, where he was a three-time All-American and a finalist for the Hobey Baker Award, Maciver spent 12 seasons as a defenseman in the National Hockey League. He registered 285 points (55G, 230A) in 500 career regular-season games with the New York Rangers, Hartford, Edmonton, Ottawa, Pittsburgh, Winnipeg and Arizona (Phoenix), and posted 14 points (3G, 11A) in 56 Stanley Cup Playoffs tilts. Maciver was given the AHL's Eddie Shore Award as the league's best defenseman in 1991 and won the International Hockey League's Turner Cup with the Houston Aeros in 1999.

Maciver and his wife, Lisa, have five children: a son, Steven, and four daughters, Danielle, Jordan, Jenna and Brooke.



PETE HASSEN

VICE PRESIDENT, MARKETING

Pete Hassen is in his 13th season with the Chicago Blackhawks and his second as Vice President of Marketing. He previously served as Senior Executive Director of Marketing.

Hassen assists in all aspects of the team's marketing, fan and brand development and player relations, and oversees the day-to-day operations of Chicago Blackhawks Charities. He conducts research and manages projects to push the Blackhawks brand into the mainstream and develop the team's overall fan base.

Before joining the Blackhawks, Hassen was the Senior Manager of Media Relations and Corporate Communications for Delaware North Companies, whose clients included the Boston Bruins. Prior to that, he served as Director of Community Development and Public Relations for the Buffalo Sabres. A native of Buffalo, N.Y., Hassen holds degrees from the State University of New York College at Buffalo and Central Michigan University.

Hassen and his wife, Kate, reside in Roscoe Village.



MARK KELLEY

VICE PRESIDENT, AMATEUR SCOUTING

Mark Kelley is in his 12th season with the Chicago Blackhawks and his third as Vice President of Amateur Scouting.

Kelley joined the Blackhawks in 2006 as an Amateur Scout. Before joining the team, he worked for the Pittsburgh Penguins for 13 years (1993-2006) and the Quebec Nordiques for five years (1988-93), and his role evolved from being a scout in the New England area to eventually covering all of North America. Kelley also lived in Moscow, Russia, serving as Assistant General Manager of CSKA Red Army while scouting European players for the Penguins.

Kelley attended Colby College from 1976-80 and played varsity hockey all four years. He then played a year of Australian League hockey before returning to his alma mater as an Assistant Coach.

Kelley and his wife, Sabrina, have two sons, Kyle and Tyler.



ADAM KEMPENAAR

VICE PRESIDENT, DIGITAL CONTENT

Adam Kempenaar is in his 16th season with the Chicago Blackhawks and first as Vice President of Digital Content. Kempenaar joined the club in 2002 as Web Producer before being appointed Director of New Media and Publications in 2008, Senior Director of New Media and Creative Services in 2012 and Senior Executive Director of Digital Content in 2016.

Kempenaar oversees content across the Blackhawks' digital platforms, including chicagoblackhawks.com, Blackhawks TV and social media. He served as producer on the Blackhawks' two championship DVD/Blu-ray releases, "17 Seconds" (2013) and "Hat Trick" (2015), the latter of which won an Emmy for Outstanding Achievement in Sports Programs from the Chicago/Midwest Chapter of the National Academy of Television Arts & Sciences. In addition, he is Editor-in-Chief of Blackhawks Magazine and Blackhawks Publishing, which has produced three acclaimed hardcover championship books: "One Goal Achieved" (2010), "One Goal II" (2013) and "One Goal III" (2015).

With a focus on engaging content that showcases player personalities and behind the scenes access, the Blackhawks lead the National Hockey League in social media following across Facebook, Twitter, Instagram and Snapchat. In 2016, the Blackhawks' #WhatsYourGoal social media and video campaign was recognized by SportsBusiness Journal as a finalist for Best in Sports Social at its annual Sports Business Awards. In 2009, the club's social efforts were recognized by technology site Mashable for "Best Brand Use of Twitter." The following year, the Blackhawks were finalists for Mashable's "Must Follow Brand."

Prior to joining the Blackhawks, Kempenaar was Creative Projects Coordinator for the media research and consulting firm Frank N. Magid Associates in Cedar Rapids, Iowa. He holds a master's degree in journalism and a bachelor's degree in communication studies from the University of Iowa, as well as a bachelor's degree in English from Grinnell College.

An Iowa native, Kempenaar and his wife, Sarah, have four children: Holden, Sophie, Quinn and Conor.



ADAM ROGOWIN

VICE PRESIDENT, COMMUNICATIONS

Adam Rogowin is in his 10th season with the Chicago Blackhawks and his first as Vice President of Communications.

In his current role, Rogowin oversees all communications efforts as the organization's primary contact for media inquiries, including interview requests for front office staff, coaches and players; the dissemination of team information via press releases and game notes; and media credentialing for games, press conferences and special events. He is also the point person for television and radio broadcasts on flagship stations NBC Sports Chicago, WGN-TV and WGN Radio, as well as all Blackhawks national telecasts on NBC in the United States and Sportsnet in Canada.

Rogowin previously served as Senior Director of Public Relations, with a focus on promoting team announcements for all off-ice activities. He was a member of the Blackhawks media relations department that received the 2010-11 Dick Dillman Award, given annually to the team judged by the members of the Professional Hockey Writers Association (PHWA) to be the best in media relations.

Prior to joining the Blackhawks, Rogowin spent four seasons with the Chicago Wolves. From 2006-08, he served as the team's Director of Media Relations, which includes the 2008 Calder Cup championship season.

The Morton Grove, Ill., native played hockey at Connecticut College, where he notched 19 assists and 28 points in 55 career games before graduating with a double major in English and sociology. In July 2016, Rogowin was named to Chicago's Jewish 36 under 36 list, an annual distinction presented by the Jewish United Fund (JUF). He is a host committee member for the Green Tie Ball, Chicago Gateway Green's signature fundraising gala.

He and his wife, Jen, have two sons, Cameron and Gavin.

LEADERSHIP

PLAYERS

2016-17

OPPONENTS

TRADITION

RECORDS

PLAYOFFS

HISTORY

MINORS

NHL

MEDIA



T.J. SKATTUM

VICE PRESIDENT, FINANCE

T.J. Skattum is in his 10th year with the Chicago Blackhawks and his fourth as Vice President of Finance.

Skattum heads the Blackhawks' finance and accounting operations, including planning and forecasting, financial reporting, cash management and risk management. Skattum also oversees the finances and accounting for Chicago Blackhawks Charities.

A native of St. Louis, Mo., by way of Edgewood, Iowa, Skattum has 20 years of experience in various finance and accounting roles, including restructuring, bankruptcy, mergers and acquisitions, corporate finance and interim management. Prior to joining the organization, Skattum spent six years in Arthur Andersen's global corporate finance practice and five years at Navigant Capital Advisors, the dedicated corporate finance business unit of Navigant Consulting, Inc. He has passed the Certified Public Accountant Examination in the State of Illinois.

In addition to his duties with the Blackhawks, Skattum sits on the Board of Directors for Chicago Blackhawks Charities. A graduate of the University of Notre Dame, Skattum and his wife, Kate, have twin daughters, Jane and Lucy, and a son, Thomas Henry.



MARIE SUTERA

VICE PRESIDENT, HUMAN RESOURCES

Marie Sutura is in her 11th season with the Blackhawks and her second as Vice President of Human Resources.

During her time with the Blackhawks, Sutura has developed and executed the club's HR strategy and overseen a change in organizational culture that is lauded throughout the professional sports industry. The sweeping changes during her tenure have resulted in the hiring of over 90 percent of the current front office staff.

Prior to joining the Blackhawks, Sutura worked as a Human Resources Generalist for Wirtz Beverage Illinois (now Breakthru Beverage) and was responsible for staffing, labor negotiations, workers' compensation and company safety initiatives. She also spent seven years in human resources management in the insurance, warranty and furniture rental industries.

The Downers Grove, Ill., native is a member of numerous professional organizations, including the Society of Human Resource Management (SHRM), Human Resources Council (NHRD), Human Resources Management Association of Chicago (HRMAC) and Women in Sports and Events (WISE).



STEVE WAIGHT

VICE PRESIDENT, CORPORATE SPONSORSHIPS

Steve Waight is in his 18th season with the Chicago Blackhawks and his second as Vice President of Corporate Sponsorships.

Waight is responsible for all Blackhawks advertising sales, including print, Internet, in-arena, virtual TV signage, promotions, social media and all sponsorships affiliated with Blackhawks youth hockey programs and Chicago Blackhawks Charities. In addition, Waight spearheads all United Center advertising sales on behalf of the Blackhawks and manages relationships with the WGN Radio, WGN-TV and NBC Sports Chicago sales staffs.

Notable sponsorship accomplishments during Waight's tenure include the first-ever presenting sponsorship of a Blackhawks season (CBOE in 2008-09); the opening of the Crown Royal Whisky Bar and Ketel One Bar; exclusive agreements with Constellation Energy and NorthShore University HealthSystems; several on-premise activation programs with Bud Light, incorporating the Bud Light Ice Crew and Bud Light Bar Tour promotions; and the season-long Blackhawks customized Camaro sweepstakes with Chicagoland and NW Indiana Chevy Dealers.

Waight also played a key role in negotiating long-term sponsorship agreements with Lexus, CME Group, AT&T, Red Bull and American Express, as well as the United Airlines naming rights deal.

Prior to joining the organization, Waight served as Corporate Sales Manager for the San Diego Chargers. In that role, he was in charge of selling corporate sponsorships for the Chargers and Qualcomm Stadium.

A native of Naperville, Ill., Waight is a graduate of the University of Iowa with a double major in marketing and finance. He and his wife, Katharine, have two children, David and Bridget, and reside in LaGrange, Ill.



CHRIS WERNER

VICE PRESIDENT, TICKETING AND CUSTOMER RELATIONS

Chris Werner is in his 10th season with the Blackhawks and his eighth as Vice President of Ticketing and Customer Relations. Werner joined the Blackhawks in the spring of 2008 as Senior Executive Director of Ticketing and Business Development.

In his first season with the organization, Werner worked to expand and develop the ticket sales and service departments. In 2008-09, the Blackhawks drew more than 1 million fans (1,052,261) for the first time in franchise history, set a league record by attracting an average of 21,783 fans to their 40 United Center contests and surpassed the franchise regular-season attendance record of 835,972. As of the start of the 2017-18 campaign, the Blackhawks have entertained 416 consecutive capacity crowds, and the franchise's season ticket base has grown to more than 14,000.

Under Werner's direction, the Ticket Operations and Customer Relations Department has expanded to include staff dedicated to the highest levels of customer service, providing ticketholders with personalized service, developing value-added customer benefits and undertaking all fan analytics activities, including survey and focus group research programs designed to evaluate and enhance the overall fan experience.

In addition to traditional ticket sales, the Ticket Operations and Customer Relations Department supports the distribution of Blackhawks Convention passes, Training Camp Festival tickets and Illinois High School State Hockey Championship game tickets.

Prior to joining the team, Werner spent 25 years in the live event industry, most recently as General Manager of Ticketmaster Chicago. In addition to his work in ticketing, Werner has senior-level experience in venue management and event promotion, working for entities such as Ogden Entertainment Services, the Metropolitan Pier and Exposition Authority and the University of Iowa.

Werner lives in Chicago with his wife, Valerie.

LEADERSHIP

PLAYERS

2016-17

OPPONENTS

TRADITION

RECORDS

PLAYOFFS

HISTORY

MINORS

NHL

MEDIA

BLACKHAWKS SENIOR MANAGEMENT/DIRECTORS

LEADERSHIP

PLAYERS

2016-17

OPPONENTS

TRADITION

RECORDS

PLAYOFFS

HISTORY

MINORS

NHL

MEDIA



JIM BARE
EXECUTIVE DIRECTOR,
TICKET OPERATIONS



MARK BERNARD
SENIOR DIRECTOR,
MINOR LEAGUE AFFILIATIONS



SCOTTY BOWMAN
SENIOR ADVISOR, HOCKEY OPERATIONS



ANNIE CAMINS
SENIOR DIRECTOR, FAN DEVELOPMENT



TONY OMME
SENIOR EXECUTIVE DIRECTOR,
TEAM SERVICES



DAN ROZENBLAT
EXECUTIVE DIRECTOR,
TICKET SALES AND SERVICE



RYAN STEWART
SENIOR DIRECTOR, PRO SCOUTING



RON ANDERSON
DIRECTOR, PLAYER RECRUITMENT



SARA BAILEY
CORPORATE SPONSORSHIPS DIRECTOR



LAURA CLAWSON
MERCHANDISING DIRECTOR



STEVE DILENARDI
GROUP SALES DIRECTOR



A.J. DOLAN
DIRECTOR, PRODUCTION AND
CONTENT MARKETING

BLACKHAWKS DIRECTORS



MICHAEL DORSCH
FINANCE DIRECTOR



MARK EATON
DIRECTOR, PLAYER DEVELOPMENT



PIERRE GAUTHIER
DIRECTOR, PLAYER PERSONNEL



MATS HALLIN
EUROPEAN SCOUTING DIRECTOR



ASHLEY HINTON
COMMUNITY RELATIONS DIRECTOR



JULIE LOVINS
DIRECTOR, SERVICE AND RETENTION



TOVAH MCCORD
FOUNDATION DIRECTOR



JOHN SANDBERG
CREATIVE DIRECTOR



BARRY SMITH
DIRECTOR, PLAYER EVALUATION



JOHN STEINMILLER
MEDIA RELATIONS DIRECTOR



PATRICIA WALSH
PAYROLL DIRECTOR

LEADERSHIP

PLAYERS

2016-17

OPPONENTS

TRADITION

RECORDS

PLAYOFFS

HISTORY

MINORS

NHL

MEDIA

HOCKEY OPERATIONS/SCOUTING

LEADERSHIP



MATT BARDSLEY
PRO SCOUT



NIKLAS BLOMGREN
HEAD EUROPEAN AMATEUR SCOUT



DEREK BOOTH
PRO SCOUT



WADE BROOKBANK
PRO SCOUT

PLAYERS



ALEX BROOKS
PRO SCOUT



Hudson CHODOS
SCOUTING MANAGER



RICK COMLEY
PLAYER RECRUITMENT



ANDREW CONTIS
HOCKEY ANALYTICS/VIDEO ANALYST

2016-17

OPPONENTS

TRADITION



KYLE DAVIDSON
SENIOR MANAGER, HOCKEY OPERATIONS



MIKE DONEGHEY
HEAD USA SCOUT



GORD DONNELLY
PRO SCOUT



ROB FACCA
AMATEUR SCOUT

RECORDS

PLAYOFFS

HISTORY



IAN GENTILE
SENIOR MANAGER,
PLAYER DEVELOPMENT



LYLE GREGORY
HOCKEY OPERATIONS ASSISTANT



MICHAEL GRIER
PRO SCOUT



BRIAN HIGGINS
DIRECTOR, TEAM SECURITY

MINORS

NHL

MEDIA



MEGHAN HUNTER
EXECUTIVE ASSISTANT, SVP/GM
AND HOCKEY OPERATIONS



RICHARD KROMM
PRO SCOUT



DON LEVER
PRO SCOUT



MIKE MACPHERSON
PRO SCOUT



DARRELL MAY
HEAD WESTERN CANADA SCOUT



JIM MCKELLAR
HEAD EASTERN CANADA SCOUT



MICHAEL MOTTAU
PRO SCOUT



PETER NEVIN
AMATEUR SCOUT



ANDREI NIKOLISHIN
AMATEUR SCOUT



KAREL PAVLIK
EUROPEAN AMATEUR SCOUT



ALLAN POWER
PRO SCOUT



ALEXANDRE ROULEAU
AMATEUR SCOUT



PETER SUNDSTROM
EUROPEAN PRO SCOUT

NOT PICTURED:

KIRT HILL
AMATEUR SCOUT

DAN ELLIS
GOALTENDING SCOUT

ANATOLY SEMENOV
PRO SCOUT

TOM YOUNGHANS
PRO SCOUT

LEADERSHIP

PLAYERS

2016-17

OPPONENTS

TRADITION

RECORDS

PLAYOFFS

HISTORY

MINORS

NHL

MEDIA

BUSINESS OPERATIONS

LEADERSHIP

PLAYERS

2016-17

OPPONENTS

TRADITION

RECORDS

PLAYOFFS

HISTORY

MINORS

NHL

MEDIA



CHASE AGNELLO-DEAN
PHOTOGRAPHY MANAGER



LAUREN BOZZI
RECEPTIONIST




MATT BROOKS
SENIOR ACCOUNT EXECUTIVE,
YOUTH HOCKEY



BRIAN CAMPBELL
HOCKEY/BUSINESS OPERATIONS LIAISON



PHIL CARDEN
ACCOUNT EXECUTIVE,
CORPORATE SPONSORSHIPS



WILL CHUKERMAN
MEDIA RELATIONS ASSISTANT



DAN CLUCHE
CLIENT SERVICES COORDINATOR



MOLLY CONNELLY
BUSINESS OPERATIONS
EXECUTIVE COORDINATOR



BRIAN DAHM
SENIOR MARKETING MANAGER



NEIL DESMOND
SENIOR CUSTOMER SERVICE EXECUTIVE



KELLY DOODY
CHARITABLE PARTNERSHIPS MANAGER



JOE DOYLE
MASCOT COORDINATOR



LINDSAY DRESSER
SENIOR CUSTOMER SERVICE EXECUTIVE



ALLISON FERRARA
TICKET OPERATIONS COORDINATOR



RYAN GALLANTE
CORPORATE SPONSORSHIPS MANAGER



EMERALD GAO
DIGITAL CONTENT COORDINATOR



REBECCA GOLDSTEIN
CUSTOMER SERVICE EXECUTIVE



SEAN GRADY
SENIOR GRAPHIC DESIGNER



CORINNE HARRIS
RETAIL MARKETING ASSISTANT



JOSH HELTIN
CUSTOMER SERVICE EXECUTIVE



LEAH HENDRICKSON
SOCIAL MEDIA MANAGER



MIKE HORN
GAME PRESENTATION MANAGER



BRIAN HOWE
SENIOR MANAGER, EVENTS MARKETING



KYLEEN HOWE
SENIOR MANAGER, HUMAN RESOURCES



AMBER HUGHES
MARKETING ASSISTANT



T.R. JOHNSON
SENIOR MANAGER,
TICKET SALES AND SERVICE



LAURA JORDAN
FAN DEVELOPMENT ASSISTANT



KEVIN KOWYNIA
ACCOUNT EXECUTIVE, TICKET SALES



HEATHER LARSON
CUSTOMER SERVICE EXECUTIVE



ERIC LEAR
REPORTER



KEVIN LECLAIR
SENIOR CUSTOMER SERVICE EXECUTIVE



ANDREW LEFEVOUR
ACCOUNTING MANAGER



CHRIS LEVINE
DIGITAL CONTENT ANALYST



JAMAL MAYERS
COMMUNITY LIAISON



LEANNE MAYVILLE
COORDINATOR, HUMAN RESOURCES
AND OFFICE ADMINISTRATION



SPENCER MONTGOMERY
FAN DEVELOPMENT MANAGER



SARA OLSON
COMMUNITY RELATIONS ASSISTANT



LEAH PASCARELLA
CONTENT ASSISTANT



MEGHAN POLLOCK
COMMUNITY RELATIONS ASSISTANT



SHANNON PYRZ
CUSTOMER SERVICE EXECUTIVE

LEADERSHIP

PLAYERS

2016-17

OPPONENTS

TRADITION

RECORDS

PLAYOFFS

HISTORY

MINORS

NHL

MEDIA

BUSINESS OPERATIONS

LEADERSHIP



KATHIE RAIMONDI

SENIOR CUSTOMER SERVICE EXECUTIVE



SAMANTHA RATTY

FAN DEVELOPMENT ASSISTANT



ANDY ROAN

SENIOR ACCOUNT EXECUTIVE



KAYLA ROAN

CLIENT SERVICES MANAGER

PLAYERS

2016-17

OPPONENTS



REBECCA ROY

CUSTOMER SERVICE EXECUTIVE



SHILPA RUPANI

SENIOR CUSTOMER SERVICE EXECUTIVE



JILLIAN SMITH

EXECUTIVE PROJECTS MANAGER



KELLY SMITH

SENIOR MANAGER, CLIENT SERVICES

TRADITION



CONNOR SPURLIN

CUSTOMER SERVICE EXECUTIVE



LYNDSLEY STROEPE

PUBLIC RELATIONS MANAGER



BRIAN SZUBRYCH

CLIENT SERVICES AND EVENT MANAGER



JAKE TUTON

SENIOR ACCOUNT EXECUTIVE

RECORDS

PLAYOFFS



PAUL UNRUH

EVENTS MARKETING ASSISTANT



BOB VERDI

TEAM HISTORIAN



MISSY WILSON

GRAPHIC DESIGNER



GREG ZINSMEISTER

SENIOR ACCOUNT EXECUTIVE,
CORPORATE SPONSORSHIPS

HISTORY

MINORS

NHL

MEDIA



JOEL QUENNEVILLE

HEAD COACH

Joel Quenneville is in his 10th season with the Blackhawks after being named the 37th Head Coach in franchise history on Oct. 16, 2008. He coached the team to Stanley Cup championships in 2010, 2013 and 2015.

In Quenneville's 700 regular-season games behind the Blackhawks bench, the team has compiled a record of 413-204-83. His regular-season points percentage of .649 is the best in Chicago franchise history, while his .613 postseason winning percentage (76-48) is the highest for a Blackhawks coach since 1940. Under his leadership, the Blackhawks claimed the

2013 Presidents' Trophy as the regular-season points leader, in addition to the 2013 and 2015 Jennings Trophies as the team with the fewest goals allowed during the regular season.

Quenneville has been a proven winner throughout his coaching career, posting an 851-487-77-124 record over parts of 20 years as a head coach in the NHL, including eight years with the St. Louis Blues (1996-2004) and three with the Colorado Avalanche (2005-08). His 851 wins lead active head coaches and rank second in NHL history, while his 1,539 games behind the bench also lead active head coaches and rank third all-time. The Windsor, Ontario, native has guided 18 of his 20 teams to the postseason, which includes reaching the conference finals on six occasions, as well as postseason berths in nine consecutive seasons from 2009 to 2017 with Chicago. He owns the franchise record with 76 playoff wins and paces active NHL head coaches with 118 overall postseason victories.

One of only two men in the history of the NHL to have played in 800 or more games and coached 1,000 or more games (J. Lemaire), Quenneville has notched at least 40 wins in 16 of his 17 full seasons as a head coach, which includes a career-best 52 victories with Chicago in 2009-10. He is the winningest coach in Blues history, having compiled a 307-191-95 record at that post, and was awarded the 2000 Jack Adams Trophy while at the club. Quenneville also coached teams at two NHL All-Star Games and served on Team Canada's coaching staff at the 2016 World Cup of Hockey. In addition, he has served as President of the National Hockey League Coaches' Association since June 2015.

Quenneville was selected by the Toronto Maple Leafs in the second round (21st overall) of the 1978 NHL Draft. He spent 13 seasons as an NHL defenseman, netting 54 goals, 136 assists and 705 penalty minutes in 803 career games with the Toronto Maple Leafs (1979-80), Colorado Rockies (1980-82), New Jersey Devils (1982-83), Hartford Whalers (1983-90) and Washington Capitals (1990-91).

He retired as an active player after the 1991-92 season, when he served as a player-coach for the American Hockey League's St. John's Maple Leafs. Quenneville broke into coaching with the AHL's Springfield Indians before serving as an Assistant Coach for the Quebec Nordiques/Colorado Avalanche organization for two and a half seasons and helping Colorado capture the 1996 Stanley Cup.

Quenneville and his wife, Elizabeth, have three children: Dylan, Lily and Anna.

NHL HEAD COACHING RECORD

| SEASON | CLUB | LEAGUE | REGULAR SEASON | | | | | PLAYOFFS | | | | | SEASON NOTES |
|------------|-----------|--------|----------------|-----|-----|------|------|----------|-----|----|------|------|----------------------|
| | | | GC | W | L | T/OT | PCT | GC | W | L | T/OT | PCT | |
| 1996-97 | St. Louis | NHL | 40 | 18 | 15 | 7 | .538 | 6 | 2 | 4 | - | .333 | Lost in first round |
| 1997-98 | St. Louis | NHL | 82 | 45 | 29 | 8 | .598 | 10 | 6 | 4 | - | .600 | Lost in second round |
| 1998-99 | St. Louis | NHL | 82 | 37 | 32 | 13 | .530 | 13 | 6 | 7 | - | .462 | Lost in second round |
| 1999-2000 | St. Louis | NHL | 82 | 51 | 19 | 12 | .695 | 7 | 3 | 4 | - | .429 | Lost in first round |
| 2000-01 | St. Louis | NHL | 82 | 43 | 22 | 17 | .628 | 15 | 9 | 6 | - | .600 | Lost in conf. final |
| 2001-02 | St. Louis | NHL | 82 | 43 | 27 | 12 | .598 | 10 | 5 | 5 | - | .500 | Lost in second round |
| 2002-03 | St. Louis | NHL | 82 | 41 | 24 | 17 | .604 | 7 | 3 | 4 | - | .429 | Lost in first round |
| 2003-04 | St. Louis | NHL | 61 | 29 | 23 | 9 | .549 | - | - | - | - | - | (replaced midseason) |
| 2005-06 | Colorado | NHL | 82 | 43 | 30 | 9 | .579 | 9 | 4 | 5 | - | .444 | Lost in second round |
| 2006-07 | Colorado | NHL | 82 | 44 | 31 | 7 | .579 | - | - | - | - | - | Did Not Qualify |
| 2007-08 | Colorado | NHL | 82 | 44 | 31 | 7 | .579 | 10 | 4 | 6 | - | .400 | Lost in second round |
| 2008-09 | CHICAGO | NHL | 78 | 45 | 22 | 11 | .647 | 17 | 9 | 8 | - | .529 | Lost in conf. final |
| 2009-10 | CHICAGO | NHL | 82 | 52 | 22 | 8 | .683 | 22 | 16 | 6 | - | .727 | Won Stanley Cup |
| 2010-11 | CHICAGO | NHL | 82 | 44 | 29 | 9 | .591 | 7 | 3 | 4 | - | .429 | Lost in first round |
| 2011-12 | CHICAGO | NHL | 82 | 45 | 26 | 11 | .616 | 6 | 2 | 4 | - | .333 | Lost in first round |
| 2012-13 | CHICAGO | NHL | 48 | 36 | 7 | 5 | .802 | 23 | 16 | 7 | - | .696 | Won Stanley Cup |
| 2013-14 | CHICAGO | NHL | 82 | 46 | 21 | 15 | .652 | 19 | 11 | 8 | - | .579 | Lost in conf. final |
| 2014-15 | CHICAGO | NHL | 82 | 48 | 28 | 6 | .622 | 23 | 16 | 7 | - | .696 | Won Stanley Cup |
| 2015-16 | CHICAGO | NHL | 82 | 47 | 26 | 9 | .628 | 7 | 3 | 4 | - | .429 | Lost in first round |
| 2016-17 | CHICAGO | NHL | 82 | 50 | 23 | 9 | .665 | 4 | 0 | 4 | - | .000 | Lost in first round |
| NHL TOTALS | | | 1,539 | 851 | 487 | 201 | .618 | 215 | 118 | 97 | - | .549 | |

KEVIN DINEEN

ASSISTANT COACH



Kevin Dineen is in his third season as an Assistant Coach for the Blackhawks; he captured his first Stanley Cup on June 15, 2015.

The Quebec City, Quebec, native previously led the Canadian women's national team to a gold medal at the 2014 Winter Olympics in Sochi, Russia. He also served as Head Coach of the Florida Panthers from 2011-13, helping the club win the Southeast Division for the first time in franchise history in 2011-12. Dineen also served as Head Coach for the American Hockey League's Portland Pirates from 2005 to 2011, winning the AHL's Coach of the Year

award in 2005-06.

Before his coaching career, Dineen played 19 NHL seasons from 1984 to 2003, posting 760 points (355G, 405A) in 1,188 career games with Hartford, Philadelphia, Carolina, Ottawa and Columbus. He added 41 points (23G, 18A) in 59 career Stanley Cup Playoffs games with Hartford, Philadelphia and Carolina. He appeared in two NHL All-Star Games (1988, 1989) and led the league in game-winning goals twice (1985-86, 1986-87).

Dineen represented Canada in international competition six times, winning a silver medal at the 1985 and 1989 World Championships. He also played for Canada at the 1984 Winter Olympics and 1987 and 1993 World Championships.

Dineen and his wife, Annie, have four children: Hannah, Emma, William and Declan.

ULF SAMUELSSON

ASSISTANT COACH



Ulf Samuelsson is entering his first season as an Assistant Coach for the Blackhawks after being named to the role on June 15, 2017.

The Fagersta, Sweden, native joins the Blackhawks after spending the 2016-17 season as Head Coach of the American Hockey League's Charlotte Checkers. He led the Checkers to a 39-29-7-1 record and a berth in the 2017 Calder Cup Playoffs. He has also served as an Assistant Coach in the National Hockey League with the Arizona (Phoenix) Coyotes (2006-11) and New York Rangers (2013-16).

Prior to his coaching career, Samuelsson played 16 seasons in the NHL for Hartford (1984-91), Pittsburgh (1991-95), the New York Rangers (1995-99), Detroit (1999) and Philadelphia (1999-2000). He is a two-time Stanley Cup champion, winning with Pittsburgh in 1991 and 1992. The defenseman played 1,080 career games, compiling 57 goals and 275 assists; his 2,453 career penalty minutes rank sixth all-time among blueliners. In 132 postseason games, he notched 34 points (7G, 27A).

Samuelsson represented Sweden at the 1985 and 1990 IIHF World Championships, the 1983 and 1984 IIHF World U20 Championships and the 1998 Winter Olympics.

Samuelsson and his wife, Jeanette, have four children: Phillip, Henrik, Adam and Victoria.

LEADERSHIP

PLAYERS

2016-17

OPPONENTS

TRADITION

RECORDS

PLAYOFFS

HISTORY

MINORS

NHL

MEDIA



DON GRANATO

ASSISTANT COACH

Don Granato is entering his first season with the Blackhawks as Assistant Coach after being named to the role on June 15, 2017.

The Downers Grove, Ill., native most recently served as Associate Head Coach with the University of Wisconsin men's hockey team in 2016-17. Prior to that, Granato spent four years as Head Coach with the U.S. National Team Development Program, where he helped the U.S. capture gold at the 2015 IIHF U18 World Championship and the 2014 U17 World Hockey Challenge.

Granato served as an Assistant Coach with the St. Louis Blues during the 2005-06 season and was Head Coach for the Chicago Wolves (2008-10) and the Worcester IceCats (2000-05), where he worked with Joel Quenneville in the Blues organization. He received the AHL's Louis A.R. Pieri Memorial Award as the league's outstanding coach during his first season at the helm of Worcester. He also coached three seasons in the ECHL with the Columbus Chill (1997-99) and Peoria Rivermen (1999-2000), following four seasons in the USHL with the Wisconsin Capitols (1993-94) and Green Bay Gamblers (1994-97), winning a championship at each level. He led Peoria to the 2000 ECHL Kelly Cup championship and claimed the 1996 USHL Clark Cup championship with Green Bay.

Before joining the coaching ranks, Granato played professionally for two seasons with Columbus (ECHL) from 1991-93, posting 26 goals and 64 assists in 103 career games. He spent four seasons (1987-91) at the University of Wisconsin, where he compiled 88 points (45G, 43A) in 162 career games and won a national championship with the Badgers in 1990.



JIMMY WAITE

GOALTENDING COACH

Jimmy Waite is in his fourth season as Goaltending Coach for the Blackhawks. He guided the Blackhawks to the 2015 Jennings Trophy with a league-low 189 goals allowed during the regular season (tied with Montreal), and won his first Stanley Cup on June 15, 2015.

The Sherbrooke, Quebec, native previously spent three seasons as the Goaltending Coach for the Chicoutimi Saguenéens (2011-14) of the Quebec Major Junior Hockey League.

Prior to his coaching career, Waite enjoyed a 22-year professional playing career from 1988-2010. Originally selected by the Blackhawks in the first round (eighth overall) of the 1987 National Hockey League Draft, he appeared in 58 games with Chicago over parts of eight seasons (1988-97). Waite appeared in 106 career NHL games with the Blackhawks, San Jose Sharks and Arizona (Phoenix) Coyotes from 1988-99. He spent the last nine seasons of his playing career in the Deutsche Eishockey Liga (DEL) in Germany.

Before his professional career, Waite played junior hockey with Chicoutimi in the QMJHL and helped lead Canada to a gold medal at the 1988 World Junior Championship.

Waite has a wife, Nancy, and two sons, Brandon and Matthew. He is the younger brother of former Blackhawks Goaltending Coach Stephane Waite.

LEADERSHIP

PLAYERS

2016-17

OPPONENTS

TRADITION

RECORDS

PLAYOFFS

HISTORY

MINORS

NHL

MEDIA



PAUL GOODMAN

STRENGTH AND CONDITIONING COACH

Paul Goodman is in his 10th season with the Blackhawks as Strength and Conditioning Coach.


Goodman joined the Blackhawks after spending six years as Head Strength and Conditioning Coach at the University of Vermont. In 2006, the National Strength and Conditioning Association (NSCA) named Goodman the State/Provincial Director of the Year, and he also was a finalist for the NSCA's College Strength and Conditioning Professional of the Year award. In addition to UVM, Goodman also spent time with USA Women's Hockey and

the New York Rangers.

Goodman is a 1996 graduate of the University of Wisconsin, and he received his master's degree in 2002 while serving as a member of the Badgers' strength and conditioning staff.

As the Strength and Conditioning Coach, Goodman is responsible for the development of all players within the organization by preparing on- and off-ice training regimens during the season and in the offseason. Through the creation of blackhawkstrength.com, Goodman is able to track individual player performance and progress throughout all club affiliates, as well as prospects and draft picks from all over the world. He also works in conjunction with the sports medicine staff by assisting in the rehabilitation process for injured athletes.

Paul and his wife, Susan, and son, Grant, currently reside in the western suburbs.



MATT MEACHAM

VIDEO COACH

Matt Meacham is in his fifth season as the Blackhawks Video Coach. He is responsible for all video analysis and breakdowns of pre-scouting and game film, focusing on systems and team tendencies.

Meacham previously spent six seasons with the Binghamton Senators of the American Hockey League and was a member of the 2011 Calder Cup championship team. His main duties included pre-scouting upcoming opponents, analyzing game tape and producing gameday preparation videos. He also handled processing the Senators' day-to-day transactions with the league office.

The Massena, N.Y., native graduated from SUNY Cortland in 2008 with a bachelor's degree in sport management and played two professional seasons with the United Hockey League's Elmira Jackals and the Southern Professional Hockey League's Jacksonville Barracudas.

Meacham and his wife, Lindsay, reside in the western suburbs.

DEVELOPMENT COACHES



PETER AUBRY

DEVELOPMENTAL GOALTENDING COACH



CHRISTIAN BURRUS

DEVELOPMENTAL STRENGTH
AND CONDITIONING COACH



KEVIN DELANEY

SKATING AND SKILLS DEVELOPMENT



YANIC PERREAULT

DEVELOPMENT COACH



DEREK PLANTE

DEVELOPMENT COACH



ANDERS SORENSEN

DEVELOPMENT COACH

LEADERSHIP

PLAYERS

2016-17

OPPONENTS

TRADITION

RECORDS

PLAYOFFS

HISTORY

MINORS

NHL

MEDIA



MIKE GAPSKI

HEAD ATHLETIC TRAINER

Mike Gapski is in his 31st year with the Chicago Blackhawks. A Chicago native, Gapski fulfilled a lifelong dream of working for his hometown NHL team when he earned the Blackhawks Head Athletic Trainer position in 1987. On Nov. 23, 2013, Gapski worked his 2,000th NHL game.

A graduate of Chicago's St. Rita High School, Gapski attended Daley Junior College before receiving an undergraduate degree in physical education with honors from the University of Illinois-Chicago in 1982. He stayed at UIC for five years, serving as assistant athletic trainer for three years and head trainer for the final two years. While at UIC he provided athletic healthcare coverage for all of the Flames sports teams, and in 2011 UIC awarded him a Lifetime Achievement Award. Gapski was honored to serve as athletic trainer for the 1991 and 2003 NHL All-Star Games and for Team Canada at the 1991 Canada Cup.

Gapski, who was inducted into the St. Rita High School Hall of Fame in April 2015, is a certified member of the National Athletic Trainers' Association. His hobbies include cooking and gardening. Gapski and his wife, Lynne, have four children: Michael, Steven, Gillian and Ryan.



TROY PARCHMAN

EQUIPMENT MANAGER

Troy Parchman is in his 23rd year with the Chicago Blackhawks after joining the organization in 1994. A native of Moose Jaw, Saskatchewan, Parchman has more than 32 years of equipment management experience. He served as Equipment Manager for the University of Saskatchewan football and hockey teams from 1982-88 while earning undergraduate degrees in physical education and sociology.

From 1988-94, Parchman served as Equipment Manager for the Canadian national hockey team, where he worked consecutive World Championships from 1991-94.

Parchman was selected to provide equipment management services for the Canadian hockey squad at the 1992 and 1994 Winter Olympics, as well as the 2003 NHL All-Star Game and 2004 World Championship. He most recently served on the equipment staff for Team North America at the 2016 World Cup of Hockey.

He and his wife, Whitney, have a son, Evan, and reside in the suburbs.



MICHAEL A. TERRY, M.D.

HEAD TEAM PHYSICIAN, ORTHOPAEDICS

Dr. Michael Terry is in his 13th season as the Head Team Physician for the Blackhawks. He became the first head team physician in the NHL to travel with the team for all games during preseason and the regular season and has done so since 2009-10. Dr. Terry and his staff are responsible for all team injuries and return-to-play decisions. He also coordinates other health care for the team and organization when needed.

Dr. Terry also serves as team physician for Northwestern University's varsity athletes and was recently named The Snorf Family Professor of Orthopedic Surgery at Northwestern Memorial Hospital, where he specializes in sports medicine. He teaches residents and students at Northwestern, performs research there and serves as Program Director for the sports medicine fellowship.

Dr. Terry grew up in the Northwest suburbs and attended Wheeling High School before graduating with a degree in mechanical engineering from The University of Illinois; he then graduated from The University of Chicago's Pritzker School of Medicine prior to completing his residency in orthopedic surgery at Cornell University's Hospital for Special Surgery. Dr. Terry then completed his fellowship in sports medicine and shoulder surgery at The Steadman-Hawkins clinic in Vail, Colo., before returning to Chicago to begin his career. His practice focus is orthopedic problems treated via arthroscopy as well as complex knee and shoulder surgery.

When not at the hospital or with the team, Dr. Terry enjoys golf and spending time with his wife, Lynne, and their children. He enjoys being on the sidelines of soccer, basketball and football games of his children: William, Allison and Thomas.



JEFF THOMAS
ASSISTANT ATHLETIC TRAINER

Jeff Thomas is in his 15th season with the Chicago Blackhawks as Assistant Athletic Trainer after joining the organization in 2003. He previously served as Intern-Assistant Athletic Trainer with the National Basketball Association's Atlanta Hawks during the 2002-03 season.

A native of the Pacific Northwest, Thomas began his career as a summer athletic training intern with the National Football League's San Francisco 49ers and Seattle Seahawks. In the 1999-2000 season, Thomas also served as seasonal athletic training intern for the Chicago Bears.

Thomas holds degrees from Oregon State University and Syracuse University.



JIM HEINTZELMAN
ASSISTANT EQUIPMENT MANAGER

Jim Heintzelman is in his fourth season as Assistant Equipment Manager and his ninth season overall with the Blackhawks.

Before joining the Blackhawks, Heintzelman spent two seasons as the head equipment manager with the team's American Hockey League affiliate in Rockford. He arrived in Rockford after spending 10 seasons with the AHL's Grand Rapids Griffins.



PAWEŁ PRYLINSKI
MASSAGE THERAPIST

Paweł Prylinski is in his 26th season with the Blackhawks. A native of Kalisz, Poland, he earned his Master's Degree at the Academy of Physical Education in Poznań, Poland, majoring in education while minoring in coaching and therapeutic massage. Prylinski then moved to Chicago and earned his professional certification at the Chicago School of Massage Therapy.

Prylinski joined the Blackhawks in 1991 and became only the fourth such therapist on an NHL club. Prior to joining the Blackhawks, he was a massage therapist at a Chicago health club and also had a successful private practice.

Prylinski and his two children, Gabriela and Ryan, reside in the western suburbs.

LEADERSHIP

PLAYERS

2016-17

OPPONENTS

TRADITION

RECORDS

PLAYOFFS

HISTORY

MINORS

NHL

MEDIA

EQUIPMENT/MEDICAL STAFF

LEADERSHIP

PLAYERS

2016-17

OPPONENTS

TRADITION

RECORDS

PLAYOFFS

HISTORY

MINORS

NHL

MEDIA



D.J. KOGUT
EQUIPMENT ASSISTANT



JEFF UYENO
EQUIPMENT ASSISTANT



BRADLEY MERK, M.D.
TEAM PHYSICIAN, ORTHOPAEDICS



ANGELO COSTAS, M.D.
TEAM PHYSICIAN, INTERNAL MEDICINE



LOU ILIOTIS, M.D.
TEAM PHYSICIAN, INTERNAL MEDICINE



GEORGE CHIAMPAS, D.O.
TEAM PHYSICIAN, EMERGENCY MEDICINE



RUSS BAER, D.D.S.
TEAM DENTIST



MARTIN MARCUS, D.D.S.
TEAM DENTIST



MICHAEL MARCUS, D.D.S.
TEAM DENTIST



JAMES F. GARY, L.C.P.C.
MENTAL SKILLS COACH



DAVID MARKS, M.S., L.C.P.C.
MENTAL SKILLS COACH



JULIE BURNS, M.S., R.D., C.C.N.
NUTRITIONIST



BRIAN ALLEN, D.C.
CHIROPRACTOR



STUART YOSS, D.C.
CHIROPRACTOR



JEREMY COLLITON

HEAD COACH

Jeremy Colliton was named Head Coach of the Rockford IceHogs on May 18, 2017, becoming the IceHogs' fourth head coach during their American Hockey League affiliation with the Chicago Blackhawks and the 10th overall bench boss in franchise history.

Colliton spent the previous four seasons as Head Coach of Mora IK in Sweden's HockeyAllsvenskan. The Blacklie, Alberta, native guided his team to a league-best 35-4-13 record during the 2016-17 season and secured league promotion to the Swedish Hockey League for the 2017-18 campaign. He originally joined Mora IK as interim head coach during

the 2013-14 season before taking over full-time the following season. In four seasons behind the bench, Colliton piloted Mora IK to a 98-18-57 record.

Prior to becoming a coach, Colliton played professional hockey for eight years split between the National Hockey League and AHL. He appeared in 57 NHL games with the New York Islanders across five seasons (2005-09, 2010-11), notching three goals and three assists. He also spent parts of six seasons (2005-09, 2010-12) in the AHL with the Bridgeport Sound Tigers, recording 203 points (77G, 126A) in 326 career games.

Colliton was originally selected by the Islanders in the second round (58th overall) of the 2003 NHL Draft. His professional playing career also included stints in the Swedish Elite League with Rogle (2009-10) and Mora IK (2013-14).

Internationally, he earned a silver medal with Team Canada at the 2004 IIHF U20 World Championship and a gold medal at the 2005 IIHF U20 World Championship.



DEREK KING

ASSISTANT COACH

Derek King is in his second season as Assistant Coach of the American Hockey League's Rockford IceHogs.

King previously worked as assistant and associate coach with the AHL's Toronto Marlies from 2009-15. With the Marlies, he helped the team win one Western Conference Championship (2012) and three North Division Championships (2012, 2013, 2014).

The Hamilton, Ontario, native had a 14-year National Hockey League career that began with the New York Islanders during the 1986-87 season. After 11 seasons with the Islanders,

King played with the Hartford Whalers and Toronto Maple Leafs. His last stop in the NHL came in the 1999-2000 season, when he played for the St. Louis Blues under current Blackhawks Head Coach Joel Quenneville. King totaled 261 goals and 351 assists in 830 career NHL games. In 47 career Stanley Cup Playoffs games, he recorded 21 points (4G, 17A). He was originally selected 13th overall in the 1985 NHL Draft by the New York Islanders.



SHELDON BROOKBANK

ASSISTANT COACH

Sheldon Brookbank is entering his first season as Assistant Coach of the American Hockey League's Rockford IceHogs.

A Stanley Cup champion with the Blackhawks in 2013, Brookbank appeared in 74 games across two seasons (2012-14) with Chicago, notching eight points (3G, 5A). He spent parts of eight seasons in the National Hockey League, compiling 44 points (7G, 37A) and 473 penalty minutes in 351 career games with the Nashville Predators (2006-07), New Jersey Devils (2007-09), Anaheim Ducks (2009-12) and Blackhawks.

The Lanigan, Saskatchewan, native finished his professional career in 2016-17 with the AHL's Cleveland Monsters, where he registered one assist. Brookbank compiled 126 points and 972 penalty minutes during 367 career AHL contests spanning parts of eight seasons with the Grand Rapids Griffins (2001-03), Cincinnati Mighty Ducks (2003-05), Milwaukee Admirals (2005-07), Lowell Devils (2007-08) and Cleveland. He won the Eddie Shore Award as the AHL's best defenseman in 2006-07 with Milwaukee. He also spent one season in the Kontinental Hockey League with Ak Bars Kazan in 2014-15 and the following season with Lukko Rauma in Finland's Liiga.

LEADERSHIP

PLAYERS

2016-17

OPPONENTS

TRADITION

RECORDS

PLAYOFFS

HISTORY

MINORS

NHL

MEDIA

ROCKFORD COACHING/SUPPORT STAFF

LEADERSHIP

PLAYERS

2016-17

OPPONENTS

TRADITION

RECORDS

PLAYOFFS

HISTORY

MINORS

NHL


MEDIA



ADAM GILL
VIDEO COACH



SHANE LAWSON
STRENGTH AND CONDITIONING COACH



D.J. JONES, M.S., A.T.C.
HEAD ATHLETIC TRAINER



RUSS HOLDEN
HEAD EQUIPMENT MANAGER



MIKE HARLING
MASSAGE THERAPIST



BRADY LAKE
ASSISTANT EQUIPMENT MANAGER


2017-18 CHICAGO BLACKHAWKS

PLAYERS



ARTEM
ANISIMOV

CENTER • 15

SHOOTS: **LEFT**HEIGHT: **6'4"** WEIGHT: **198**BIRTHDATE: **MAY 24, 1988**BIRTHPLACE: **YAROSLAVL, RUSSIA**

DRAFT POSITION

New York Rangers' second-round selection (54th overall) in the 2006 National Hockey League Draft.

CAREER TRANSACTIONS


Traded by NYR with Brandon Dubinsky, Tim Erixon and a first-round pick in the 2013 NHL Draft to CBJ on July 8, 2011, in exchange for Rick Nash, Steven Delisle and a conditional third-round selection in the 2013 draft ... Traded by CBJ with Marko Dano, Corey Tropp, Jeremy Morin and a fourth-round selection in the 2016 NHL Draft to Chicago on June 30, 2015, in exchange for Brandon Saad, Alex Broadhurst and Michael Paliotta.

CAREER HIGHLIGHTS

Recorded a career-best 45 points with Chicago in 64 games during the 2016-17 regular season ... Tallied a career-high 26 assists with NYR in 82 games during the 2010-11 campaign ... Registered a career-high 22 goals twice (2013-14 with CBJ, 2016-17 with Chicago) ... Recorded a career-long four-game goal streak (5G) from Feb. 27-March 3, 2014, with CBJ ... Scored his 100th NHL goal on Dec. 31, 2015 at COL with Chicago ... Skated in a regular-season career-high 23:54 on Feb. 4, 2016 at ARI ... Recorded a career-long 11-game point streak (8G, 9A) from Oct. 15-Nov. 6, 2016 ... Skated in his 500th career NHL game on Nov. 3, 2016 vs. COL ... Selected to the KHL All-Star Game in 2012-13 while with Lokomotiv Yaroslavl ... Captured a gold medal with Team Russia at the 2014 IIHF World Championship, and has won silver twice (2013, 2015).

CAREER

2016-17: Shared fourth on the club with 22 goals and recorded a career-high 45 points in 64 regular-season games with Chicago ... Matched a career best with eight power-play points (4G, 4A) ... Registered his third career four-point outing (2G, 2A) on Oct. 18 vs. PHI ... Named the NHL's Second Star for the week ending Oct. 23 after compiling seven points (4G, 3A) ... Recorded a career-long 11-game point streak (8G, 9A) from Oct. 15-Nov. 6 ... Skated in his 500th career NHL game on Nov. 3, 2016 vs. COL ... Notched the game-winning goal in three consecutive games from Dec. 6-13 ... Scored goals in three straight games from Dec. 11-15 ... Matched a career high with his 22nd goal of the season on Feb. 26 vs. STL ... Missed the final 13 games of the regular season (March 16-April 8) due to injury ... Was held without a point in four Stanley Cup Playoffs contests. **2015-16:** Registered 42 points (20G, 22A) in 77 regular-season games with Chicago ... Shared second on the club with four shorthanded points (3G, 1A) ... Notched a five-game point streak (3G, 3A) from Nov. 14-21 ... Recorded a three-game goal streak (3G) from Dec. 29-Jan. 3, including his 100th career goal on Dec. 31 at COL ... Skated in a regular-season career-high 23:54 on Feb. 4 at ARI ... Equaled a career-high four points (1G, 3A) and set a career best with his third shorthanded goal of the season on Feb. 6 at DAL ... Tallied three goals in seven postseason games during the Western Conference First Round vs. STL. **2014-15:** Tallied 27 points (7G, 20A) in 52 regular-season games with CBJ ... Paced the team with three shorthanded points (3A) ... Totaled two four-game point streaks ... Scored in back-to-back games to begin the season (Oct. 9 at BUF, Oct. 11 vs. NYR) ... Skated in his 400th career NHL game on March 18 vs. EDM ... Missed 23 games due to a torn triceps (Nov. 14-Jan. 27). **2013-14:** Registered 39 points, including a career-high 22 goals, in 81 regular-season games with CBJ ... Ranked second on the team in goals and tied for fifth in points ... Paced club forwards in blocked shots (55) and all skaters in takeaways (51) ... Tallied two four-game point streaks ... Notched 2 SHG ... Recorded a career-long four-game goal streak (5G) from Feb. 27-March 3 ... Set a franchise record by scoring the GWG in three consecutive games (March 1-4) ... Named NHL's Second Star of the Week ending March 10 ... Totaled



CAREER HIGHS

| | | |
|---------|----|--------------|
| SOG | 7 | THREE TIMES |
| GOALS | 2 | EIGHT TIMES |
| ASSISTS | 4 | TOR 01/19/11 |
| POINTS | 4 | THREE TIMES |
| PIM | 16 | TBL 12/08/11 |

ANISIMOV VS. NHL

| | GP | G | A | PTS | PIM |
|--------------|------------|------------|------------|------------|------------|
| ANA | 14 | 5 | 3 | 8 | 6 |
| ARI | 15 | 3 | 5 | 8 | 2 |
| BOS | 19 | 3 | 3 | 6 | 2 |
| BUF | 22 | 7 | 4 | 11 | 6 |
| CGY | 16 | 5 | 6 | 11 | 4 |
| CAR | 23 | 3 | 6 | 9 | 6 |
| CHI | 10 | 4 | 3 | 7 | 4 |
| COL | 14 | 2 | 3 | 5 | 6 |
| CBJ | 5 | 3 | 3 | 6 | 0 |
| DAL | 16 | 7 | 8 | 15 | 8 |
| DET | 15 | 3 | 3 | 6 | 2 |
| EDM | 16 | 6 | 4 | 10 | 6 |
| FLA | 19 | 3 | 3 | 6 | 2 |
| LAK | 15 | 4 | 5 | 9 | 6 |
| MIN | 17 | 2 | 4 | 6 | 8 |
| MTL | 21 | 3 | 8 | 11 | 4 |
| NSH | 20 | 5 | 1 | 6 | 6 |
| NJD | 28 | 6 | 7 | 13 | 6 |
| NYI | 28 | 5 | 7 | 12 | 12 |
| NYR | 11 | 4 | 3 | 7 | 2 |
| OTT | 20 | 3 | 4 | 7 | 6 |
| PHI | 29 | 8 | 12 | 20 | 8 |
| PIT | 29 | 8 | 4 | 12 | 2 |
| SJS | 13 | 2 | 5 | 7 | 6 |
| STL | 21 | 6 | 2 | 8 | 6 |
| TBL | 19 | 4 | 6 | 10 | 20 |
| TOR | 19 | 6 | 11 | 17 | 8 |
| VAN | 13 | 2 | 3 | 5 | 2 |
| WSH | 20 | 3 | 6 | 9 | 4 |
| WPG | 26 | 3 | 9 | 12 | 8 |
| TOTAL | 553 | 128 | 151 | 279 | 168 |

CAREER (CONT.)

three points (1G, 2A) in six Stanley Cup Playoffs tilts ... Compiled three points. **2012-13:** Collected 18 points (11G, 7A) over 35 regular-season games in his first season with CBJ ... Potted a goal in the season opener on Jan. 19 at NSH ... Notched 29 points (12G, 17A) in 36 games for Lokomotiv Yaroslavl in the Kontinental Hockey League ... Honored as the KHL's Forward of the Month in November ... Selected to the KHL All-Star Game. **2011-12:** Amassed 36 points (16G, 20A) in 79 regular-season tilts with NYR ... Notched a career-long three-game multi-assist streak (6A) from Nov. 5-9 ... Registered a three-game goal streak (Dec. 3-8, 3G) and a four-game point streak (Dec. 1-8, 3G, 2A) ... Tallied 10 points (3G, 7A) in 20 Stanley Cup Playoffs games, including three multi-point games. **2010-11:** Tallied 44 points, including a career-best 26 assists, in 82 regular-season games with NYR ... Tied for third on the team in assists and ranked fifth in points ... Recorded a career-best eight power-play points (3G, 5A) and 190 shots on goal ... Posted a career-best four points (4A) on Jan. 19 vs. TOR ... Logged a season-long four-game point streak (2G, 4A) from March 15-22 ... Potted one goal in five postseason games. **2009-10:** Recorded 28 points (12G, 16A) over 82 regular-season games in his first full campaign with NYR ... Ranked sixth on the team in goals and eighth in points ... Tallied his first career three-point game (1G, 2A) on Nov. 23 vs. CBJ ... Ended the season with a four-game assist streak (April 6-11). **2008-09:** Appeared in one regular-season game with NYR, marking his NHL debut, on Feb. 3 vs. ATL ... Made his Stanley Cup Playoffs debut against WSH in Game 7 of the Eastern Conference Quarterfinals ... Paced the American Hockey League's Hartford Wolf Pack with 81 points (37G, 44A) over 80 regular-season games ... Selected to participate in the AHL All-Star Game ... Scored two goals in six postseason games with Hartford. **2007-08:** Registered 43 points (16G, 27A) in his North American debut with Hartford ... Potted one goal in five AHL playoff games. **2006-07:** Skated in 39 games for the Russian Superleague's Lokomotiv Yaroslavl, tallying 10 points (2G, 8A) ... Also recorded five points (4G, 1A) for Lokomotiv Yaroslavl-2 ... Totaled five points (3G, 2A) in seven playoff games with Yaroslavl. **2005-06:** Made his professional debut with Yaroslavl, recording one assist in 10 regular-season games ... Ranked fourth on Yaroslavl-2 with 27 points (15G, 12A) in 32 regular-season games. **2004-05:** Tallied eight points (3G, 5A) in 24 regular-season games for Yaroslavl-2.

INTERNATIONAL CAREER

Recorded one assist in four games with Team Russia at the 2016 World Cup of Hockey ... Won a silver medal with Team Russia at the 2015 IIHF World Championship in Prague/Ostrava, recording four points (1G, 3A) in 10 games ... Appeared in five games for Team Russia in the 2014 Winter Olympics in Sochi ... Captured a gold medal with Team Russia at the 2014 IIHF World Championship in Belarus, tallying four points (1G, 3A) in 10 games ... Tallied one assist in eight games for Team Russia at the 2013 IIHF World Championship in Stockholm/Helsinki ... Notched three points (1G, 2A) over nine games en route to earning a silver medal for Team Russia at the 2010 IIHF World Championship in Cologne/Mannheim/Gelsenkirchen ... Won a bronze medal with Team Russia at the 2008 U20 World Championship in Pardubice/Liberec, recording four points (1G, 3A) in seven games ... Totaled three points (2G, 1A) in six games and won a bronze medal with Team Russia at the 2007 IIHF U20 World Championship in Leksand/Mora ... Notched five points (3G, 2A) in six games for Team Russia at the 2006 IIHF World U18 Championship in Angelholm/Halmstad.

CAREER STATISTICS

| SEASON | TEAM | LEAGUE | GP | REGULAR SEASON | | | | | +/- | PIM | PLAYOFFS | | | | | +/- | PIM |
|------------|-----------------------|----------|-----|----------------|-----|-----|----|-----|-----|-----|----------|---|---|-----|----|-----|-----|
| | | | | G | A | PTS | | | | | GP | G | A | PTS | | | |
| 2004-05 | Lokomotiv Yaroslavl-2 | Russia-3 | 24 | 3 | 5 | 8 | - | 10 | | | - | - | - | - | - | - | - |
| 2005-06 | Lokomotiv Yaroslavl | RSL | 10 | 0 | 1 | 1 | - | 4 | | | - | - | - | - | - | - | - |
| | Lokomotiv Yaroslavl-2 | Russia-3 | 32 | 15 | 12 | 27 | - | 28 | | | - | - | - | - | - | - | - |
| 2006-07 | Lokomotiv Yaroslavl-2 | Russia-3 | 2 | 2 | 0 | 2 | - | 0 | | | - | - | - | - | - | - | - |
| | Lokomotiv Yaroslavl | RSL | 39 | 2 | 8 | 10 | - | 26 | | | 7 | 3 | 2 | 5 | 0 | 4 | |
| | Russia | WJC | 6 | 2 | 1 | 3 | - | 4 | | | - | - | - | - | - | - | - |
| 2007-08 | Hartford | AHL | 74 | 16 | 27 | 43 | 16 | 30 | | | 5 | 1 | 0 | 1 | 2 | 2 | |
| | Russia | WJC | 7 | 1 | 3 | 4 | - | 6 | | | - | - | - | - | - | - | - |
| 2008-09 | NY RANGERS | NHL | 1 | 0 | 0 | 0 | 0 | 0 | | | 1 | 0 | 0 | 0 | 0 | 0 | |
| | Hartford | AHL | 80 | 37 | 44 | 81 | 12 | 50 | | | 6 | 2 | 0 | 2 | -4 | 0 | |
| 2009-10 | NY RANGERS | NHL | 82 | 12 | 16 | 28 | -2 | 32 | | | - | - | - | - | - | - | - |
| 2010-11 | NY RANGERS | NHL | 82 | 18 | 26 | 44 | 3 | 20 | | | 5 | 1 | 0 | 1 | 2 | 0 | |
| 2011-12 | NY RANGERS | NHL | 79 | 16 | 20 | 36 | 12 | 34 | | | 20 | 3 | 7 | 10 | 1 | 4 | |
| 2012-13 | COLUMBUS | NHL | 35 | 11 | 7 | 18 | -6 | 12 | | | - | - | - | - | - | - | - |
| | Lokomotiv Yaroslavl | KHL | 36 | 12 | 17 | 29 | - | 22 | | | - | - | - | - | - | - | - |
| | Russia | WC | 8 | 0 | 1 | 1 | 2 | 6 | | | - | - | - | - | - | - | - |
| 2013-14 | COLUMBUS | NHL | 81 | 22 | 17 | 39 | -2 | 20 | | | 6 | 1 | 2 | 3 | -2 | 4 | |
| | Russia | OLY | 5 | 0 | 0 | 0 | -1 | 2 | | | - | - | - | - | - | - | - |
| | Russia | WC | 10 | 1 | 3 | 4 | 7 | 0 | | | - | - | - | - | - | - | - |
| 2014-15 | COLUMBUS | NHL | 52 | 7 | 20 | 27 | -6 | 8 | | | - | - | - | - | - | - | - |
| | Russia | WC | 10 | 1 | 3 | 4 | 2 | 4 | | | - | - | - | - | - | - | - |
| 2015-16 | CHICAGO | NHL | 77 | 20 | 22 | 42 | 8 | 12 | | | 7 | 3 | 0 | 3 | 1 | 2 | |
| 2016-17 | CHICAGO | NHL | 64 | 22 | 23 | 45 | 9 | 30 | | | 4 | 0 | 0 | 0 | -2 | 0 | |
| NHL TOTALS | | | 553 | 128 | 151 | 279 | 16 | 168 | | | 43 | 8 | 9 | 17 | 0 | 10 | |

LANCE BOUMA

LEFT WING • 17

SHOOTS: **LEFT**

HEIGHT: **6'2"** WEIGHT: **208**

BIRTHDATE: **MARCH 25, 1990**

BIRTHPLACE: **PROVOST, ALBERTA**



DRAFT POSITION

Calgary Flames' third-round selection (78th overall) in the 2008 National Hockey League Draft.

CAREER TRANSACTIONS


Signed as a free agent by Chicago on July 1, 2017.

CAREER HIGHLIGHTS

Played in his 300th career NHL game on March 29, 2017 vs. LAK with CGY ... Recorded career highs in points (34), goals (16) and assists (18) in 78 games during the 2014-15 regular season with CGY ... Made his NHL debut with CGY on Feb. 5, 2011 vs. LAK ... Tallied his first NHL goal on Jan. 7, 2012 vs. MIN ... Logged a career-high 20:32 of ice time on March 3, 2015 at PHI.

CAREER

2016-17: Appeared in 61 regular-season games with CGY, recording seven points (3G, 4A) and 35 penalty minutes ... Played in his 300th career NHL game on March 29 vs. LAK ... Missed 17 games due to an upper-body injury ... Was held without a point in three Stanley Cup Playoffs matchups. **2015-16:** Played in 44 regular-season games with CGY, totaling seven points (2G, 5A) along with 31 PIM ... Recorded one multi-point game (2A) on March 18 vs. COL ... Missed 38 games due to injury. **2014-15:** Tied a career high with 78 regular-season appearances with CGY ... Set career bests in points (34), goals (16), assists (18) and PIM (54) ... Recorded 10 multi-point games ... Scored four game-winning goals ... Tallied a career-best three points (3A) on Jan. 9 vs. COL ... Logged a career-high 20:32 of ice time on March 3 at PHI ... Skated in two postseason tilts. **2013-14:** Set a career high in games played with 78 regular-season appearances for CGY ... Tallied 15 points (5G, 10A) in addition to 41 PIM. **2012-13:** Played three games with the American Hockey League's Abbotsford Heat, netting one goal and recording 2 PIM. **2011-12:** Split the season between CGY and Abbotsford ... Appeared in 27 regular-season games for CGY, totaling three points (1G, 2A) ... Scored his first career NHL goal on Jan. 7 vs. MIN ... Played 31 games for Abbotsford, recording six points (3G, 3A) and 53 PIM. **2010-11:** Split the season between CGY and Abbotsford ... Skated in 16 regular-season games with CGY, including his NHL debut on Feb. 5 vs. LAK ... Notched his first career NHL point on Feb. 7 vs. CHI ... Played in 61 regular-season games for Abbotsford, recording 20 points (12G, 8A) and 53 PIM ... Scored a team-best six power-play goals ... Shared fourth on the team with 12 goals ... Recorded his first AHL point on Oct. 10 at Rockford ... Logged his first AHL multi-point game on Jan. 11 at Texas. **2009-10:** Made his professional debut with Abbotsford in a Calder Cup Playoffs game at Hamilton ... Skated in five playoff games for Abbotsford, scoring one goal ... Played in 57 regular-season games for the Western Hockey League's Vancouver Giants ... Ranked second on the team with 134 PIM ... Totalled 43 regular-season points (14G, 29A) ... Appeared in all 16 playoff games, notching 17 points (4G, 13A) and recording 47 PIM ... Led the Giants in playoff assists and PIM while ranking third in points. **2008-09:** Skated in 48 regular-season games with Vancouver ... Led the team with 116 PIM while tallying 25 points (9G, 16A) ... Played in all 17 postseason games, sharing the team lead in goals (7) and ranking second in points (12) and PIM (30). **2007-08:** Tallied 35 points (12G, 23A) in 71 regular-season games with Vancouver ... Skated in 10 playoff games with one helper. **2006-07:** Played in 49 regular-season games with Vancouver, netting eight points (3G, 5A) ... Appeared in all 22 playoff games, earning six points (3G, 3A) as Vancouver reached the WHL Final ... Helped Vancouver win their first Memorial Cup in team history, tallying one assist in five tilts. **2005-06:** Skated in five regular-season games with Vancouver in his WHL debut, recording four points (1G, 3A).



CAREER HIGHS

| | | | |
|---------|----|-----|----------|
| SOG | 5 | ARI | 12/31/16 |
| GOALS | 2 | | TWICE |
| ASSISTS | 3 | FLA | 01/09/15 |
| POINTS | 3 | FLA | 01/09/15 |
| PIM | 20 | TOR | 03/13/15 |

BOUMA VS. NHL

| | GP | G | A | PTS | PIM |
|--------------|------------|-----------|-----------|-----------|------------|
| ANA | 23 | 1 | 5 | 6 | 14 |
| ARI | 20 | 2 | 2 | 4 | 25 |
| BOS | 6 | 0 | 1 | 1 | 6 |
| BUF | 6 | 0 | 1 | 1 | 0 |
| CAR | 8 | 1 | 1 | 2 | 2 |
| CHI | 9 | 1 | 2 | 3 | 2 |
| COL | 12 | 2 | 4 | 6 | 0 |
| CBJ | 6 | 0 | 0 | 0 | 2 |
| DAL | 10 | 0 | 2 | 2 | 6 |
| DET | 6 | 0 | 0 | 0 | 0 |
| EDM | 20 | 4 | 2 | 6 | 2 |
| FLA | 6 | 1 | 6 | 7 | 8 |
| LAK | 22 | 0 | 0 | 0 | 6 |
| MIN | 10 | 2 | 1 | 3 | 6 |
| MTL | 7 | 1 | 0 | 1 | 4 |
| NSH | 11 | 2 | 1 | 3 | 4 |
| NJD | 7 | 0 | 1 | 1 | 4 |
| NYI | 6 | 0 | 1 | 1 | 11 |
| NYR | 5 | 0 | 0 | 0 | 7 |
| OTT | 8 | 1 | 1 | 2 | 2 |
| PHI | 7 | 0 | 2 | 2 | 2 |
| PIT | 5 | 1 | 0 | 1 | 0 |
| SJS | 21 | 1 | 1 | 2 | 9 |
| STL | 13 | 0 | 1 | 1 | 0 |
| TBL | 6 | 1 | 1 | 2 | 5 |
| TOR | 7 | 0 | 0 | 0 | 22 |
| VAN | 21 | 1 | 3 | 4 | 16 |
| WSH | 6 | 2 | 0 | 2 | 5 |
| WPG | 10 | 3 | 1 | 4 | 4 |
| TOTAL | 304 | 27 | 40 | 67 | 174 |

CAREER STATISTICS

| SEASON | TEAM | LEAGUE | REGULAR SEASON | | | | | | PLAYOFFS | | | | | |
|------------|--------------|--------|----------------|----|----|-----|-----|-----|----------|---|----|-----|-----|-----|
| | | | GP | G | A | PTS | +/- | PIM | GP | G | A | PTS | +/- | PIM |
| 2005-06 | Vancouver | WHL | 5 | 1 | 3 | 4 | 4 | 0 | - | - | - | - | - | - |
| 2006-07 | Vancouver | WHL | 49 | 3 | 5 | 8 | 0 | 31 | 22 | 3 | 3 | 6 | 8 | 12 |
| | Memorial Cup | CHL | 5 | 0 | 1 | 1 | - | 2 | - | - | - | - | - | - |
| 2007-08 | Vancouver | WHL | 71 | 12 | 23 | 35 | 10 | 93 | 10 | 0 | 1 | 1 | -2 | 8 |
| 2008-09 | Vancouver | WHL | 48 | 9 | 16 | 25 | 20 | 116 | 17 | 7 | 5 | 12 | 5 | 30 |
| 2009-10 | Abbotsford | AHL | - | - | - | - | - | - | 5 | 1 | 0 | 1 | 0 | 2 |
| | Vancouver | WHL | 57 | 14 | 29 | 43 | 8 | 134 | 16 | 4 | 13 | 17 | 6 | 47 |
| 2010-11 | CALGARY | NHL | 16 | 0 | 1 | 1 | -1 | 2 | - | - | - | - | - | - |
| | Abbotsford | AHL | 61 | 12 | 8 | 20 | -12 | 53 | - | - | - | - | - | - |
| 2011-12 | CALGARY | NHL | 27 | 1 | 2 | 3 | -5 | 11 | - | - | - | - | - | - |
| | Abbotsford | AHL | 31 | 3 | 3 | 6 | -9 | 53 | - | - | - | - | - | - |
| 2012-13 | Abbotsford | AHL | 3 | 1 | 0 | 1 | 0 | 2 | - | - | - | - | - | - |
| 2013-14 | CALGARY | NHL | 78 | 5 | 10 | 15 | -4 | 41 | - | - | - | - | - | - |
| 2014-15 | CALGARY | NHL | 78 | 16 | 18 | 34 | 10 | 54 | 2 | 0 | 0 | 0 | 0 | 2 |
| 2015-16 | CALGARY | NHL | 44 | 2 | 5 | 7 | -6 | 31 | - | - | - | - | - | - |
| 2016-17 | CALGARY | NHL | 61 | 3 | 4 | 7 | -2 | 35 | 3 | 0 | 0 | 0 | -1 | 2 |
| NHL TOTALS | | | 304 | 27 | 40 | 67 | -8 | 174 | 5 | 0 | 0 | 0 | -1 | 4 |

LEADERSHIP

PLAYERS

2016-17

OPPONENTS

TRADITION

RECORDS

PLAYOFFS

HISTORY

MINORS

NHL

MEDIA

COREY CRAWFORD

GOALTENDER • 50

CATCHES: **LEFT**

HEIGHT: **6'2"** WEIGHT: **216**

BIRTHDATE: **DEC. 31, 1984**

BIRTHPLACE: **MONTREAL, QUEBEC**

HOMETOWN: **CHÂTEAUGUAY, QUEBEC**



DRAFT POSITION


Blackhawks' second-round selection (52nd overall) in the 2003 National Hockey League Draft.

CAREER HIGHLIGHTS

Notched a career-best 1.94 goals-against average and .926 save percentage in 30 games during the 2012-13 regular season ... Posted career bests with 35 wins and seven shutouts in 2015-16 ... Tied a Blackhawks rookie record with eight straight wins from Feb. 20-March 5, 2011 ... Recorded a career-long nine-game win streak from Dec. 29, 2015-Jan. 19, 2016 ... Two-time winner of the William M. Jennings Trophy (2013, 2015) as the goaltender on the club allowing the fewest goals in the NHL during the regular season ... Registered postseason career highs with a 16-7 record, 1.84 GAA and .932 SV% in 23 games during the 2013 Stanley Cup Playoffs ... Holds the franchise record for minutes in a single playoff season (1,504 in 2013) ... Holds the franchise record with 48 postseason wins ... Named to the 2010-11 All-Rookie team ... Attended two All-Star Games (2015, 2017) ... Won the Stanley Cup in 2013 and 2015 with Chicago.

CAREER

2016-17: Posted a 32-18-4 record with two shutouts, a 2.55 goals-against average and a .918 save percentage in 55 games ... Became the second goaltender in franchise history to post six 30-win seasons (T. Esposito, 8) ... Named the NHL's Second Star for the week ending Nov. 6 after going 3-0-0 with a 1.00 GAA and .971 SV% ... Posted a nine-game streak without a regulation loss (7-0-2) from Oct. 24-Nov. 13 ... Became the fourth goalie in team history to collect 200 career wins on Jan. 22 vs. VAN ... Recorded his 202nd career win Feb. 4 at DAL, surpassing E. Belfour for third in team history ... Selected to play in the 2017 All-Star Game in Los Angeles ... Started all four games of the Western Conference First Round vs. NSH, finishing the postseason with a 0-4 record, 2.83 GAA and .902 SV%. **2015-16:** Posted a 35-18-5 record with seven shutouts, a 2.37 GAA and .924 SV% in 58 games ... Set career highs in shutouts and wins ... Paced the NHL in shutouts and shared fourth in wins ... Tallied back-to-back overtime shutouts (Oct. 24 vs. TBL, Oct. 26 vs. ANA) ... Posted a four-game win streak from Dec. 6-13 ... Posted back-to-back shutouts for the third time in his career (Dec. 11 vs. WPG, Dec. 13 vs. VAN) ... Tallied three shutouts in four games (Dec. 11-19), becoming the first Blackhawks goaltender to do so since 1973-74 ... Recorded a career-long nine-game win streak (Dec. 29-Jan. 19) ... Notched a 5-2 win vs. DET on March 2 for his career-best 34th victory of the season ... Named January's Second Star of the Month ... Started all seven games for Chicago in the Stanley Cup Playoffs, posting a 3-4 record with a 2.54 GAA and .907 SV%. **2014-15:** Posted a 32-20-5 record with a 2.27 GAA, .924 SV% and two shutouts in 57 regular-season games ... Helped Chicago tie Montreal for the William M. Jennings Trophy with an NHL-low 189 goals allowed, as well as record a franchise-best .925 SV% ... Passed J. Thibault for fourth in all-time Blackhawks wins on Feb. 15 vs. PIT ... Earned the win in his first career All-Star Game on Jan. 25 at Nationwide Arena in Columbus ... Registered regular-season career highs in shots faced (47) and saves (46) on March 6 vs. EDM ... Posted a 13-6 record in 20 Stanley Cup Playoffs games en route to the 2015 Stanley Cup championship ... Compiled a 2.23 GAA and .911 SV% ... Saved all 13 shots faced in relief on April 25 vs. NSH in the First Round series-clinching game ... Turned aside 30 shots on May 5 at MIN for his fourth career postseason shutout ... Recorded postseason career highs in shots faced (62) and saves (60) on May 19 at ANA in the longest game in franchise history, a 3-2 triple-overtime win ... Stopped all 25 shots on goal on June 15 vs. TBL to clinch the 2015 Stanley Cup with his fifth career playoff shutout. **2013-14:** Posted a 32-16-10 record, 2.26 GAA and .917 SV% in 59 games with Chicago, marking his third career 30-win season ... Made a season-high 40 saves on 42 shots on Jan. 5 vs. SJS ... Recorded his first shutout of the season on Feb. 5 at ANA, stopping all 29 shots he faced ... Notched two four-



CAREER HIGHS

| | | | |
|------------------|----|-----|----------|
| SHOTS FACED | 47 | EDM | 03/06/15 |
| SAVES | 46 | EDM | 03/06/15 |
| GA | 6 | | TWICE |
| CAREER SHUTOUTS: | 21 | | |

CRAWFORD VS. NHL

| | GP | MIN | W-L-OTL | SV% |
|--------------|------------|---------------|-------------------|-------------|
| ANA | 21 | 1,222 | 12-6-2 | .930 |
| ARI | 14 | 808 | 9-2-2 | .893 |
| BOS | 6 | 341 | 1-4-1 | .902 |
| BUF | 8 | 484 | 8-0-0 | .929 |
| CGY | 12 | 702 | 6-2-4 | .911 |
| CAR | 9 | 502 | 9-5-4 | .924 |
| COL | 20 | 1,113 | 8-9-3 | .899 |
| CBJ | 18 | 1,047 | 12-4-2 | .927 |
| DAL | 26 | 1,435 | 15-10-0 | .902 |
| DET | 23 | 1,410 | 15-4-4 | .935 |
| EDM | 18 | 971 | 9-9-0 | .909 |
| FLA | 9 | 453 | 6-2-0 | .931 |
| LAK | 15 | 862 | 9-5-1 | .907 |
| MIN | 21 | 1,208 | 10-8-2 | .920 |
| MTL | 9 | 543 | 7-0-2 | .951 |
| NSH | 25 | 1,455 | 15-9-1 | .913 |
| NJD | 6 | 324 | 3-2-1 | .912 |
| NYI | 6 | 371 | 5-0-1 | .948 |
| NYR | 6 | 354 | 2-3-1 | .921 |
| OTT | 4 | 214 | 3-0-1 | .926 |
| PHI | 4 | 239 | 1-3-0 | .885 |
| PIT | 7 | 437 | 6-1-0 | .946 |
| SJS | 16 | 969 | 8-5-3 | .930 |
| STL | 26 | 1,530 | 15-6-5 | .917 |
| TBL | 7 | 431 | 2-3-2 | .920 |
| TOR | 5 | 263 | 3-1-0 | .905 |
| VAN | 16 | 947 | 8-4-3 | .916 |
| WSH | 9 | 508 | 3-4-2 | .884 |
| WPG | 15 | 838 | 8-7-0 | .922 |
| TOTAL | 381 | 21,983 | 214-115-43 | .918 |

CAREER (CONT.)

game win streaks (Nov. 6-14, Nov. 21-29) ... Collected his 100th career victory on Nov. 29 at DAL, becoming the eighth netminder in franchise history to reach the 100-win mark with the Blackhawks ... Tallied an assist on Oct. 5 vs. TBL ... Missed 10 games due to injury (Dec. 10-30) ... Posted an 11-8 record in 19 Stanley Cup Playoffs games ... Compiled a 2.53 GAA and .912 SV% ... Turned aside all 34 shots he faced on April 21 vs. STL for his third career postseason shutout. **2012-13:** Combined with Ray Emery to win their first Jennings Trophy as the goaltenders on the club allowing the fewest goals in the NHL during the 2012-13 season ... Posted a 19-5-5 record in 30 games played (28 starts), with a 1.94 GAA, .926 SV% and three shutouts ... Ranked third in the league in GAA and fifth in SV% (min. 10 GS) ... Notched his first shutout of the season on Feb. 10 at NSH, posting 17 saves ... Made a season-high 33 saves on March 31 vs. DET ... Missed three games due to injury (Feb. 15-22) ... Registered career highs in nearly every statistical category in 23 postseason games en route to the 2013 Stanley Cup championship ... Posted a 16-7 record ... Set a franchise record for minutes in a single playoff season (1,504) ... Paced the NHL with a 1.84 GAA (min. 3 GP) and notched a .932 SV% ... Recorded his second career playoff shutout, making 25 saves on May 7 at MIN in Game 4 of the Western Conference Quarterfinals ... Won five consecutive games from May 25-June 2. **2011-12:** Posted a 30-17-7 record, 2.72 GAA and .903 SV% in 57 regular-season appearances ... Became the first Blackhawks netminder to post back-to-back 30-win seasons since E. Belfour (1992-94) ... Ranked third in the NHL (min. 10 attempts) with an .813 SV% in the shootout (26 of 32), including a .833 mark (15 of 18) at the United Center ... Compiled a season-long five-game win streak (March 13-21) ... Stopped a season-high 41 shots on Nov. 3 at FLA ... Registered a 2-4 record in six postseason appearances vs. ARI in the 2012 WCOF ... Posted a 2.58 GAA and .893 SV% ... Played all 396 minutes of Chicago's postseason run. **2010-11:** Compiled a 33-18-6 record in 57 appearances (55 starts) in his first full season in the NHL ... His 33 wins were the most by a Blackhawks netminder since 2001 and the second-highest total since 1993-94 (E. Belfour, 37) ... Ranked eighth among NHL netminders with a 2.30 GAA and posted a .917 SV% ... Tied for the league lead among rookie goaltenders with four shutouts ... Started each of the Blackhawks' last 27 games of the season ... Surrendered two goals or fewer in 33 of his 57 appearances ... Stopped 16 of 19 shootout attempts, including 12 of the last 13 he faced ... Stopped a season-high 38 shots on March 13 at WSH ... Tied a Blackhawks rookie record with eight straight wins from Feb. 20-March 5 ... Honored as the NHL's Second Star for the week ending Feb. 27 ... Compiled a 176:09 shutout streak from Jan. 7-15, the longest by a Blackhawks netminder since Tony Esposito's stretch from Jan. 16-30, 1972 ... Won seven consecutive starts from Nov. 14-Dec. 8 ... Collected the first assist of his NHL career on April 8 at DET ... Compiled a 2.21 GAA and .927 SV%, stopping 218 shots over seven games in the 2011 WCOF vs. VAN ... Made 36 stops in Game 5 on April 21 to record his first career postseason shutout. **2009-10:** Stopped 32 of 35 shots on March 17 at LAK in his only NHL appearance of the year ... Paced the American Hockey League's Rockford IceHogs with 24 wins (24-16-2) and posted a 2.67 GAA and .909 SV% in 45 regular-season appearances. **2008-09:** Held a spot on the Blackhawks active roster from Nov. 28-Dec. 8, but did not appear in any games ... Made his Stanley Cup Playoffs debut on May 24 in Game 4 of the Western Conference Final vs. DET, recording six saves on seven shots in 11:51 of action in relief ... Paced Rockford with 22 wins (22-20-3) and a .917 SV% while notching a 2.59 GAA in 47 regular-season appearances ... Tied for the team lead with two shutouts and held opponents to two or fewer goals in 24 of his 47 outings ... Posted a 0-2-0 mark with a 2.57 GAA and a .909 SV% in two Calder Cup Playoffs starts. **2007-08:** Appeared in five NHL games with Chicago, registering a 1-2-0 record with a 2.14 GAA and .929 SV% ... Notched his first career win and shutout with a 19-save performance vs. ANA ... Registered a season-high 44 saves on 46 shots in a 3-1 loss at DET on March 11 ... Posted a 29-19-5 record with a 2.83 GAA and .907 SV% in 55 regular-season games with Rockford ... Ranked third in the AHL with 29 victories ... Recorded three shutouts ... Backstopped all 12 of Rockford's Calder Cup Playoffs tilts, posting a 7-5-0 record with a 2.19 GAA and .924 SV%. **2006-07:** Ranked second in the AHL with a career-high 38 wins (38-20-2) and posted a 2.84 GAA and .909 SV% in 60 regular-season outings with the Norfolk Admirals ... Named the AHL's Goaltender of the Month for October ... Registered a 2-4-0 record with a 3.31 GAA and .884 SV% in six postseason matchups. **2005-06:** Made his NHL debut with Chicago, posting a 0-0-1 record over two appearances ... Made his first NHL start on Feb. 2 at STL, posting 29 saves in a 6-5 shootout loss ... Led Norfolk goaltenders with 22 wins and 48 regular-season appearances. **2004-05:** Finished his junior career with the Quebec Major Junior Hockey League's Moncton Wildcats, notching a 28-16-6 record, a league-best six shutouts, 2.47 GAA and .920 SV% in 51 regular-season games ... Posted a 6-6-0 mark in 12 postseason games. **2003-04:** Helped Moncton reach the QMJHL Final after posting a league-best 35 regular-season victories (35-15-3) in 54 appearances ... Posted a league-best 13-6 record in 20 postseason games, with a 2.15 GAA and .940 SV%. **2002-03:** Recorded a 24-17-6 mark with a 2.73 GAA in 50 regular-season outings with Moncton ... Appeared in six playoff tilts, posting a 2-3-0 mark with a 3.97 GAA. **2001-02:** Made his QMJHL debut with Moncton, accruing a 9-20-3 record with a 3.74 GAA in 38 regular-season games.

LEADERSHIP

PLAYERS

2016-17

OPPONENTS

TRADITION

RECORDS

PLAYOFFS

HISTORY

MINORS

NHL

MEDIA

LEADERSHIP

PLAYERS

2016-17

OPPONENTS

TRADITION

RECORDS

PLAYOFFS

HISTORY

MINORS

NHL

MEDIA



CAREER STATISTICS

| SEASON | TEAM | LEAGUE | REGULAR SEASON | | | | | SO | PLAYOFFS | | | | | SO |
|------------|----------|--------|----------------|--------|-----|------|------------|----|----------|-------|-----|------|-------|----|
| | | | GP | MIN | GA | GAA | W-L-T/OTL | | GP | MIN | GA | GAA | W-L | |
| 2000-01 | Gatineau | GAAA | 21 | 1,260 | 40 | 1.92 | 17-3-1 | 2 | - | - | - | - | - | - |
| 2001-02 | Moncton | QMJHL | 38 | 1,863 | 116 | 3.74 | 9-20-3 | 1 | - | - | - | - | - | - |
| 2002-03 | Moncton | QMJHL | 50 | 2,855 | 130 | 2.73 | 24-17-6 | 2 | 6 | 303 | 20 | 3.97 | 2-3 | 0 |
| 2003-04 | Moncton | QMJHL | 54 | 3,019 | 132 | 2.62 | 35-15-3 | 2 | 20 | 1170 | 42 | 2.15 | 13-6 | 0 |
| 2004-05 | Moncton | QMJHL | 51 | 2,942 | 121 | 2.47 | 28-16-6 | 6 | 12 | 725 | 33 | 2.73 | 6-6 | 1 |
| 2005-06 | CHICAGO | NHL | 2 | 87 | 5 | 3.49 | 0-0-1 | 0 | - | - | - | - | - | - |
| | Norfolk | AHL | 48 | 2,734 | 134 | 2.94 | 22-23-1 | 1 | 1 | 17 | 1 | 3.49 | 0-0 | 0 |
| 2006-07 | Norfolk | AHL | 60 | 3,467 | 164 | 2.84 | 38-20-2 | 1 | 6 | 363 | 20 | 3.31 | 2-4 | 0 |
| 2007-08 | CHICAGO | NHL | 5 | 225 | 8 | 2.14 | 1-2-0 | 1 | - | - | - | - | - | - |
| | Rockford | AHL | 55 | 3,028 | 143 | 2.83 | 29-19-5 | 3 | 12 | 741 | 27 | 2.19 | 7-5 | 0 |
| 2008-09 | CHICAGO | NHL | - | - | - | - | - | - | 1 | 16 | 1 | 3.75 | 0-0 | 0 |
| | Rockford | AHL | 47 | 2,686 | 116 | 2.59 | 22-20-3 | 2 | 2 | 117 | 5 | 2.57 | 0-2 | 0 |
| 2009-10 | CHICAGO | NHL | 1 | 60 | 3 | 3.05 | 0-1-0 | 0 | - | - | - | - | - | - |
| | Rockford | AHL | 45 | 2,521 | 112 | 2.67 | 24-16-2 | 1 | 4 | 216 | 13 | 3.61 | 0-4 | 0 |
| 2010-11 | CHICAGO | NHL | 57 | 3,337 | 128 | 2.30 | 33-18-6 | 4 | 7 | 436 | 16 | 2.21 | 3-4 | 1 |
| 2011-12 | CHICAGO | NHL | 57 | 3,219 | 146 | 2.72 | 30-17-7 | 0 | 6 | 396 | 17 | 2.58 | 2-4 | 0 |
| 2012-13 | CHICAGO | NHL | 30 | 1,761 | 57 | 1.94 | 19-5-5 | 3 | 23 | 1,504 | 46 | 1.84 | 16-7 | 1 |
| 2013-14 | CHICAGO | NHL | 59 | 3,395 | 128 | 2.26 | 32-16-10 | 2 | 19 | 1,234 | 52 | 2.53 | 11-8 | 1 |
| 2014-15 | CHICAGO | NHL | 57 | 3,333 | 126 | 2.27 | 32-20-5 | 2 | 20 | 1,223 | 47 | 2.31 | 13-6 | 2 |
| 2015-16 | CHICAGO | NHL | 58 | 3,323 | 131 | 2.37 | 35-18-5 | 7 | 7 | 448 | 19 | 2.54 | 3-4 | 0 |
| 2016-17 | CHICAGO | NHL | 55 | 3,247 | 138 | 2.55 | 32-18-4 | 2 | 4 | 254 | 12 | 2.83 | 0-4 | 0 |
| NHL TOTALS | | | 381 | 21,983 | 870 | 2.37 | 214-115-43 | 21 | 87 | 5,509 | 210 | 2.29 | 48-37 | 5 |

LEADERSHIP

PLAYERS

2016-17

OPPONENTS

TRADITION

RECORDS

PLAYOFFS

HISTORY

MINORS

NHL

MEDIA

ANTON FORSBERG

GOALTENDER • 31

CATCHES: **LEFT**

HEIGHT: **6'3"** WEIGHT: **192**

BIRTHDATE: **NOV. 27, 1992**

BIRTHPLACE: **HÄRNÖSAND, SWEDEN**



DRAFT POSITION

Columbus Blue Jackets' seventh-round selection (188th overall) in the 2011 National Hockey League Draft.

CAREER TRANSACTIONS

Traded by CBJ with Brandon Saad and a fifth-round selection in the 2018 NHL Draft to Chicago on June 23, 2017, in exchange for Artem Panarin, Tyler Motte and a sixth-round selection in the 2017 NHL Draft.

CAREER HIGHLIGHTS

Became the first goaltender in National Hockey League history to record his first career win when entering the game after regulation after he stopped six shots in overtime and 2 of 3 in the shootout for CBJ on Jan. 2, 2016 vs. WSH ... Led the Lake Erie Monsters to the 2016 American Hockey League championship after going 9-0 with a 1.34 goals-against average and .949 save percentage in the Calder Cup Playoffs.

CAREER

2016-17: Split the season between CBJ and the American Hockey League's Cleveland Monsters ... Started one game for CBJ ... Compiled a 27-17-4 mark for Cleveland with a 2.28 goals-against average and .926 save percentage during the regular season. **2015-16:** Split the season between CBJ and the AHL's Lake Erie Monsters ... Played in four regular-season games with CBJ ... Became the first goaltender in NHL history to record his first career win when entering the game after regulation after he stopped six shots in overtime and 2 of 3 in the shootout for CBJ on Jan. 2, 2016 vs. WSH ... Posted a 23-10-5 record with a 2.40 GAA and .914 SV% in 41 regular-season games with the Monsters ... Helped Lake Erie win the AHL championship after going 9-0 in the postseason with a 1.34 GAA and .949 SV%. **2014-15:** Split the year between CBJ and the AHL's Springfield Falcons ... Started three games with Columbus ... Stopped 26 shots in his NHL debut on Nov. 1, 2014 at NJD ... Finished third in the AHL in GAA (2.01) and fifth in SV% (.927) ... Posted a 20-8-1 regular-season record with Springfield ... Selected to play in the AHL All-Star Game ... Posted a 10-game win streak with the Falcons from Nov. 15-Dec. 6. **2013-14:** Split the season between Modo of the Swedish Hockey League and Springfield ... Went 11-11 with a 2.44 GAA and .920 SV% for Modo ... Played four games with Springfield in the regular season and two playoff games. **2012-13:** Competed in Sweden's Hockey Allsvenskan as a member of Sodertälje SK ... Finished second in the league with a 2.04 GAA and .933 SV% ... Won 24 of his 33 games. **2011-12:** Played in 15 games for MODO of the Swedish Hockey League, posting a 3.05 GAA ... Also saw action with Modo's junior team, logging a 2.13 GAA with two shutouts.

INTERNATIONAL CAREER

Helped Sweden win a gold medal at the 2012 IIHF U20 World Championship in Alberta, Canada ... Went 1-0 with a 0.99 GAA and .933 SV% at the tournament.



CAREER HIGHS

SHOTS FACED 46 @ NYI 02/14/15
SAVES 40 @ NYI 02/14/15
GA 6 @ NYI 02/14/15
CAREER SHUTOUTS: 0

FORSBERG VS. NHL

| | GP | MIN | W-L-OTL | SV% |
|--------------|-----------|------------|--------------|-------------|
| ARI | 1 | 59 | 0-1-0 | 0.893 |
| BUF | 1 | 57 | 0-1-0 | 0.871 |
| CAR | 2 | 117 | 0-2-0 | 0.873 |
| MIN | 1 | 59 | 0-1-0 | 0.935 |
| NJD | 1 | 59 | 0-1-0 | 0.897 |
| NYI | 2 | 118 | 0-2-0 | 0.872 |
| TBL | 1 | 20 | 0-0-0 | 0.733 |
| WSH | 1 | 4 | 1-0-0 | 1.000 |
| TOTAL | 10 | 493 | 1-8-0 | .879 |

LEADERSHIP

PLAYERS

2016-17

OPPONENTS

TRADITION

RECORDS

PLAYOFFS

HISTORY

MINORS

NHL

MEDIA

CAREER STATISTICS

| SEASON | TEAM | LEAGUE | REGULAR SEASON | | | | | | | PLAYOFFS | | | | | |
|------------|---------------|-----------|----------------|-------|-----|------|-----------|----|--|----------|-----|----|------|-----|----|
| | | | GP | MIN | GA | GAA | W-L-T/OTL | SO | | GP | MIN | GA | GAA | W-L | SO |
| 2008-09 | MODO J18 | J18 Elit | 12 | 619 | 34 | 3.29 | - | 0 | | 5 | 225 | 11 | 2.93 | - | - |
| 2009-10 | MODO J20 | SuperElit | 21 | 1,183 | 73 | 3.70 | - | 1 | | 3 | 120 | 5 | 2.37 | - | - |
| | MODO J18 | J18 Elit | 9 | 538 | 26 | 2.90 | - | 0 | | 2 | 177 | 7 | 2.50 | - | - |
| 2010-11 | MODO J20 | SuperElit | 33 | 1,942 | 94 | 2.90 | - | 3 | | 6 | 358 | 17 | 2.85 | - | - |
| | AIK Harnosand | Div. 1 | 1 | 59 | 5 | 5.08 | - | 0 | | - | - | - | - | - | - |
| 2011-12 | MODO | SWE | 14 | 609 | 32 | 3.15 | - | 0 | | - | - | - | - | - | - |
| | MODO J20 | SuperElit | 14 | 847 | 31 | 2.20 | - | 2 | | 4 | 248 | 14 | 3.39 | - | - |
| | Sweden | WJC | 1 | 60 | 1 | 0.99 | 1-0-0 | 0 | | - | - | - | - | - | - |
| 2012-13 | Sodertalje | SWE-2 | 33 | 1,971 | 90 | 2.04 | 26-14-0 | 3 | | 8 | - | - | 2.99 | - | - |
| 2013-14 | Springfield | AHL | 4 | 212 | 4 | 1.13 | 3-0-0 | 0 | | 2 | 59 | 3 | 3.05 | 0-1 | 0 |
| | MODO | SWE | 22 | 1,304 | 53 | 2.44 | 11-11-0 | 1 | | - | - | - | - | - | - |
| 2014-15 | COLUMBUS | NHL | 5 | 256 | 20 | 4.69 | 0-4-0 | 0 | | - | - | - | - | - | - |
| | Springfield | AHL | 30 | 1,764 | 59 | 2.01 | 20-8-1 | 3 | | - | - | - | - | - | - |
| 2015-16 | COLUMBUS | NHL | 4 | 179 | 9 | 3.03 | 1-3-0 | 0 | | - | - | - | - | - | - |
| | Lake Erie | AHL | 41 | 2,302 | 92 | 2.40 | 23-10-5 | 2 | | 10 | 584 | 13 | 1.34 | 9-0 | 2 |
| 2016-17 | COLUMBUS | NHL | 1 | 59 | 4 | 4.07 | 0-1-0 | 0 | | - | - | - | - | - | - |
| | Cleveland | AHL | 51 | 2,977 | 113 | 2.28 | 27-17-4 | 4 | | - | - | - | - | - | - |
| NHL TOTALS | | | 10 | 493 | 33 | 4.02 | 1-8-0 | 0 | | - | - | - | - | - | - |

LEADERSHIP

PLAYERS

2016-17

OPPONENTS

TRADITION

RECORDS

PLAYOFFS

HISTORY

MINORS

NHL

MEDIA

GUSTAV FORSLING

DEFENSE • 42

SHOOTS: **LEFT**

HEIGHT: **6'0"** WEIGHT: **186**

BIRTHDATE: **JUNE 12, 1996**

BIRTHPLACE: **LINKOPING, SWEDEN**



DRAFT POSITION

Vancouver Canucks' fifth-round selection (126th overall) in the 2014 National Hockey League Draft.

CAREER TRANSACTIONS

Traded by VAN to Chicago for Adam Clendening on Jan. 29, 2015.

CAREER HIGHLIGHTS

Made his National Hockey League debut with Chicago on Oct. 12, 2016 vs. STL ... Recorded his first NHL point (1A) on Oct. 21, 2016 at CBJ ... Recorded a three-game point streak (1G, 2A) from Nov. 9-13, 2016 ... Tallied his first career NHL goal on Nov. 13, 2016 vs. MTL ... Registered a career-best four shots on goal on Feb. 4, 2017 at DAL.

CAREER

2016-17: Split the season between the Blackhawks and the American Hockey League's Rockford IceHogs in his North American debut ... Tallied five points (2G, 3A) in 38 regular-season appearances with Chicago ... Made his NHL debut on Oct. 12 vs. STL ... Recorded his first NHL point (1A) on Oct. 21 at CBJ ... Tallied his first career NHL goal on Nov. 13 vs. MTL, capping off a three-game point streak (1G, 2A) from Nov. 9-13 ... Registered a career-best four shots on goal on Feb. 4 at DAL ... Notched a goal and seven helpers in 30 regular-season games with Rockford. **2015-16:** Recorded six goals and 15 helpers in 48 regular-season games with the Swedish Hockey League's Linköping HC ... Added three points (1G, 2A) in six postseason tilts. **2014-15:** Made his senior professional debut with Linköping HC ... Notched three goals and three helpers in 38 regular-season games.

INTERNATIONAL CAREER

Recorded two goals and an assist in six matchups with Sweden at the 2016 IIHF U20 World Championship in Helsinki, Finland ... Led all defensemen at the tournament in goals ... Tallied eight points (3G, 5A) in seven games with Sweden at the 2015 IIHF U20 World Championship in Toronto and Montreal, pacing all defensemen at the tournament in goals, assists and points ... Named to the WJC All-Star Team ... Tallied four goals and an assist in seven tilts with Sweden at the 2014 U18 World Championship, leading all defensemen at the tournament in goals.



CAREER HIGHS

| | | | |
|---------|---|-------|-------------|
| SOG | 4 | @ DAL | 02/04/17 |
| GOALS | 1 | | TWICE |
| ASSISTS | 1 | | THREE TIMES |
| POINTS | 1 | | FIVE TIMES |
| PIM | 2 | | TWICE |

FORSLING VS. NHL

| | GP | G | A | PTS | PIM |
|-------|----|---|---|-----|-----|
| ANA | 2 | 0 | 0 | 0 | 0 |
| ARI | 2 | 0 | 0 | 0 | 0 |
| BUF | 1 | 0 | 0 | 0 | 0 |
| CGY | 3 | 0 | 0 | 0 | 0 |
| COL | 2 | 0 | 0 | 0 | 0 |
| CBJ | 1 | 0 | 1 | 1 | 0 |
| DAL | 4 | 1 | 0 | 1 | 2 |
| EDM | 2 | 0 | 0 | 0 | 2 |
| FLA | 1 | 0 | 0 | 0 | 0 |
| LAK | 2 | 0 | 0 | 0 | 0 |
| MTL | 1 | 1 | 0 | 1 | 0 |
| NSH | 2 | 0 | 0 | 0 | 0 |
| NYR | 2 | 0 | 0 | 0 | 0 |
| OTT | 1 | 0 | 0 | 0 | 0 |
| PHI | 1 | 0 | 0 | 0 | 0 |
| SJS | 3 | 0 | 0 | 0 | 0 |
| STL | 3 | 0 | 1 | 1 | 0 |
| TOR | 1 | 0 | 0 | 0 | 0 |
| WSH | 1 | 0 | 1 | 1 | 0 |
| WPG | 3 | 0 | 0 | 0 | 0 |
| TOTAL | 38 | 2 | 3 | 5 | 4 |

CAREER STATISTICS

REGULAR SEASON

PLAYOFFS

| SEASON | TEAM | LEAGUE | GP | G | A | PTS | +/- | PIM | GP | G | A | PTS | +/- | PIM |
|------------|---------------|-----------|----|---|----|-----|-----|-----|----|---|---|-----|-----|-----|
| 2011-12 | Linköping J18 | J18 Elit | 27 | 5 | 3 | 8 | - | 20 | - | - | - | - | - | - |
| 2012-13 | Linköping J20 | SuperElit | 14 | 0 | 1 | 1 | 3 | 8 | 1 | 0 | 0 | 0 | 1 | 0 |
| 2013-14 | Linköping J18 | J18 Elit | 31 | 7 | 8 | 15 | 15 | 20 | 10 | 2 | 0 | 0 | -2 | 0 |
| | Linköping J20 | SuperElit | 44 | 6 | 12 | 18 | -3 | 36 | 2 | 1 | 3 | 4 | -2 | 2 |
| | Linköping J18 | J18 Elit | 5 | 3 | 3 | 6 | 0 | 2 | 5 | 1 | 0 | 1 | -2 | 0 |
| | Sweden | WJC U18 | 7 | 4 | 1 | 5 | 2 | 2 | - | - | - | - | - | - |
| 2014-15 | Linköping | SWE | 38 | 3 | 3 | 6 | 2 | 8 | - | - | - | - | - | - |
| | Sweden | WJC | 7 | 3 | 5 | 8 | 0 | 0 | - | - | - | - | - | - |
| 2015-16 | Linköping | SWE | 48 | 6 | 15 | 21 | 21 | 4 | 6 | 1 | 2 | 3 | 2 | 4 |
| | Sweden | WJC | 6 | 2 | 1 | 3 | 2 | 0 | - | - | - | - | - | - |
| 2016-17 | CHICAGO | NHL | 38 | 2 | 3 | 5 | 3 | 4 | - | - | - | - | - | - |
| | Rockford | AHL | 30 | 1 | 7 | 8 | -13 | 12 | - | - | - | - | - | - |
| NHL TOTALS | | | 38 | 2 | 3 | 5 | 3 | 4 | - | - | - | - | - | - |

LEADERSHIP

PLAYERS

2016-17

OPPONENTS

TRADITION

RECORDS

PLAYOFFS

HISTORY

MINORS

NHL

MEDIA

RYAN HARTMAN

RIGHT WING • 38

SHOOTS: **RIGHT**

HEIGHT: **6'0"** WEIGHT: **181**

BIRTHDATE: **SEPT. 20, 1994**

BIRTHPLACE: **HILTON HEAD ISLAND, S.C.**



DRAFT POSITION

Blackhawks' first-round selection (30th overall) in the 2013 National Hockey League Draft.

CAREER HIGHLIGHTS

Tallied career highs in every offensive category during the 2016-17 regular season, recording 19 goals, 12 assists and 31 points in 76 regular-season games.

CAREER

2016-17: Led Chicago rookies with 19 goals and 31 points in 76 regular-season contests in his first full National Hockey League season ... Recorded his first career NHL goal on Oct. 12 vs. STL ... Registered his first career multi-point effort (1G, 1A) on Dec. 18 vs. SJS ... Notched his first career hat trick with three consecutive tallies in the third period on Jan. 8 vs. NSH ... Enjoyed a career-long three-game goal streak from Feb. 2-8 (3G) ... Notched his first career overtime game-winner on March 18 at TOR ... Made his Stanley Cup Playoffs debut in the Western Conference First Round and was held scoreless in four appearances. **2015-16:** Split the season between Chicago and the American Hockey League's Rockford IceHogs ... Skated in three regular-season games with Chicago, tallying one assist ... Posted 35 points (15G, 20A) in 61 regular-season contests with Rockford ... Added one goal in three Calder Cup Playoffs tilts. **2014-15:** Split the season between Rockford and Chicago ... Appeared in five games with Chicago ... Made his NHL debut on Feb. 13 vs. NJD, tallying three shots on goal ... Recorded professional career highs in assists (24) and points (37) in 69 regular-season contests with Rockford ... Added three points (2G, 1A) in eight postseason contests. **2013-14:** Registered seven points (3G, 4A) in nine games with Rockford in his professional debut ... Collected his first AHL points with two assists on April 5 at Abbotsford ... Netted his first AHL goal on April 18 vs. Chicago, followed by his first multi-goal (2G) outing on April 19 vs. Charlotte ... Tallied 53 points (25G, 28A) in 52 regular-season games with the Ontario Hockey League's Plymouth Whalers ... Led the team in assists and ranked second in goals and points ... Notched six multi-goal outings ... Posted a team-high four points (4A) in five OHL playoff games. **2012-13:** Shared third on Plymouth with 60 points in 56 regular-season games in his OHL debut ... Ranked third on the team with 37 assists and shared sixth with 23 goals ... Ranked seventh in the league with a team-high 120 penalty minutes ... Notched five power-play goals and two shorthanded goals ... Posted 15 multi-point outings ... Netted a hat trick and added a helper for a four-point game on Jan. 12 ... Registered six points (4G, 2A) in nine postseason games. **2011-12:** Ranked second on the U.S. National Team Development Program with 41 points (16G, 25A) in 59 games ... Shared fourth on the team in goals and ranked second in assists ... Ranked second on the team with 136 PIM ... Netted 3 PPG, 1 SHG and two game-winning goals.

INTERNATIONAL CAREER

Tallied two goals and two assists in five games with Team USA at the 2014 IIHF U20 World Championship in Malmö, Sweden ... Won gold with Team USA at the 2013 IIHF U20 World Championship in Ufa, Russia, compiling a goal and two helpers in seven appearances ... Captured gold with Team USA at the 2012 IIHF U18 World Championship, contributing six points (2G, 4A) in six tilts.



CAREER HIGHS

| | | | |
|---------|----|-------|----------|
| SOG | 6 | @ TOR | 03/18/17 |
| GOALS | 3 | NSH | 01/08/17 |
| ASSISTS | 2 | DET | 01/10/17 |
| POINTS | 3 | NSH | 01/08/17 |
| PIM | 17 | EDM | 02/18/17 |

HARTMAN VS. NHL

| | GP | G | A | PTS | PIM |
|--------------|-----------|-----------|-----------|-----------|-----------|
| ANA | 3 | 1 | 0 | 1 | 0 |
| ARI | 3 | 2 | 2 | 4 | 0 |
| BOS | 3 | 0 | 0 | 0 | 2 |
| BUF | 2 | 2 | 0 | 2 | 0 |
| CGY | 2 | 1 | 0 | 1 | 0 |
| CAR | 2 | 0 | 1 | 1 | 0 |
| COL | 6 | 1 | 0 | 1 | 2 |
| CBJ | 2 | 0 | 0 | 0 | 2 |
| DAL | 5 | 2 | 1 | 3 | 9 |
| DET | 3 | 0 | 2 | 2 | 2 |
| EDM | 3 | 0 | 0 | 0 | 27 |
| FLA | 2 | 0 | 0 | 0 | 4 |
| LAK | 3 | 0 | 0 | 0 | 0 |
| MIN | 5 | 1 | 0 | 1 | 2 |
| MTL | 2 | 0 | 0 | 0 | 2 |
| NSH | 4 | 3 | 1 | 4 | 2 |
| NJD | 3 | 0 | 0 | 0 | 0 |
| NYI | 2 | 0 | 1 | 1 | 2 |
| NYR | 2 | 0 | 0 | 0 | 0 |
| OTT | 2 | 0 | 1 | 1 | 4 |
| PHI | 1 | 0 | 0 | 0 | 0 |
| PIT | 3 | 0 | 1 | 1 | 0 |
| SJS | 3 | 1 | 1 | 2 | 2 |
| STL | 6 | 1 | 1 | 2 | 6 |
| TBL | 1 | 0 | 1 | 1 | 2 |
| TOR | 2 | 1 | 0 | 1 | 0 |
| VAN | 3 | 3 | 0 | 3 | 0 |
| WSH | 2 | 0 | 0 | 0 | 0 |
| WPG | 4 | 0 | 0 | 0 | 2 |
| TOTAL | 84 | 19 | 13 | 32 | 72 |

CAREER STATISTICS

| SEASON | TEAM | LEAGUE | REGULAR SEASON | | | | | | | PLAYOFFS | | | | | |
|------------|----------|---------|----------------|----|----|-----|-----|-----|--|----------|---|---|-----|-----|-----|
| | | | GP | G | A | PTS | +/- | PIM | | GP | G | A | PTS | +/- | PIM |
| 2010-11 | USNTDP | USHL | 35 | 12 | 8 | 20 | -5 | 59 | | 2 | 1 | 0 | 1 | 0 | 17 |
| | USA U17 | USNTDP | 52 | 22 | 12 | 34 | - | 88 | | - | - | - | - | - | - |
| | USA U18 | USNTDP | 4 | 0 | 1 | 1 | - | 4 | | - | - | - | - | - | - |
| 2011-12 | USNTDP | USHL | 24 | 7 | 9 | 16 | 6 | 46 | | - | - | - | - | - | - |
| | USA U18 | USNTDP | 59 | 16 | 25 | 41 | - | 136 | | - | - | - | - | - | - |
| | USA | WJC U18 | 6 | 2 | 4 | 6 | 9 | 22 | | - | - | - | - | - | - |
| 2012-13 | Plymouth | OHL | 56 | 23 | 37 | 60 | 29 | 120 | | 9 | 4 | 2 | 6 | 4 | 16 |
| | USA | WJC | 7 | 2 | 1 | 3 | 4 | 16 | | - | - | - | - | - | - |
| 2013-14 | Rockford | AHL | 9 | 3 | 4 | 7 | -1 | 8 | | - | - | - | - | - | - |
| | Plymouth | OHL | 52 | 26 | 28 | 54 | -14 | 91 | | 5 | 0 | 4 | 4 | -6 | 8 |
| | USA | WJC | 5 | 2 | 2 | 4 | 2 | 4 | | - | - | - | - | - | - |
| 2014-15 | CHICAGO | NHL | 5 | 0 | 0 | 0 | -1 | 2 | | - | - | - | - | - | - |
| | Rockford | AHL | 69 | 13 | 24 | 37 | 14 | 120 | | 8 | 2 | 1 | 3 | -6 | 8 |
| 2015-16 | CHICAGO | NHL | 3 | 0 | 1 | 1 | -1 | 0 | | - | - | - | - | - | - |
| | Rockford | AHL | 61 | 15 | 20 | 35 | 16 | 129 | | 3 | 1 | 0 | 1 | 2 | 4 |
| 2016-17 | CHICAGO | NHL | 76 | 19 | 12 | 31 | 13 | 70 | | 4 | 0 | 0 | 0 | -3 | 14 |
| NHL TOTALS | | | 84 | 19 | 13 | 32 | 11 | 72 | | 4 | 0 | 0 | 0 | -3 | 14 |

LEADERSHIP

PLAYERS

2016-17

OPPONENTS

TRADITION

RECORDS

PLAYOFFS

HISTORY

MINORS

NHL

MEDIA

JOHN
HAYDEN

LEFT WING • 40

SHOOTS: **RIGHT**HEIGHT: **6'3"** WEIGHT: **223**BIRTHDATE: **FEB. 14, 1995**BIRTHPLACE: **CHICAGO, ILL.**

DRAFT POSITION

Blackhawks' third-round selection (74th overall) in the 2013 National Hockey League Draft.

CAREER HIGHLIGHTS

Made his National Hockey League debut with Chicago on March 16, 2017 at OTT ... Scored his first NHL goal on March 18, 2017 at TOR.

CAREER

2016-17: Split the season between the Blackhawks and Yale University in the NCAA ... Notched a goal and three assists in 12 regular-season games with the Blackhawks ... Made his National Hockey League debut on March 16 at OTT ... Netted his first career NHL goal on March 18 at TOR ... Recorded his first career multi-point game with two helpers vs. COL on March 19 ... Served as Yale's captain and was selected as a 2017 Hobey Baker candidate ... Posted career highs in goals (21), assists (13) and points (34) in 33 games during his senior season at Yale ... His 21 tallies paced the Bulldogs and shared eighth among NCAA skaters ... Made his Stanley Cup Playoffs debut on April 13 vs. NSH in the Western Conference First Round. **2015-16:** Completed his junior campaign at Yale, collecting 23 points (16G, 7A) in 32 games. **2014-15:** Finished his sophomore season at Yale with 18 points (7G, 11A) in 29 outings. **2013-14:** Posted six goals and 10 assists in 33 games during his NCAA debut with Yale. **2012-13:** Compiled a combined 34 points (17G, 17A) in 53 appearances with the U.S. National Team Development Program at the U18 and USHL levels. **2011-12:** Accrued 11 goals and 13 assists in 53 games with the USNTDP split between the U17 and USHL levels.

INTERNATIONAL CAREER

Represented Team USA at the 2015 IIHF U20 World Championship in Toronto and Montreal, tallying one goal ... Tallied a goal and an assist in seven outings with Team USA at the 2013 IIHF U18 World Championship in Sochi, Russia, en route to a silver medal.



CAREER HIGHS

| | | | |
|---------|---|-------|----------|
| SOG | 6 | @ PIT | 03/29/17 |
| GOALS | 1 | @ TOR | 03/18/17 |
| ASSISTS | 2 | COL | 03/19/17 |
| POINTS | 2 | COL | 03/19/17 |
| PIM | 2 | | TWICE |

HAYDEN VS. NHL

| | GP | G | A | PTS | PIM |
|--------------|-----------|----------|----------|----------|----------|
| ANA | 1 | 0 | 0 | 0 | 2 |
| BOS | 1 | 0 | 1 | 1 | 0 |
| COL | 1 | 0 | 2 | 2 | 0 |
| CBJ | 1 | 0 | 0 | 0 | 0 |
| DAL | 1 | 0 | 0 | 0 | 0 |
| FLA | 1 | 0 | 0 | 0 | 0 |
| LAK | 1 | 0 | 0 | 0 | 0 |
| OTT | 1 | 0 | 0 | 0 | 0 |
| PIT | 1 | 0 | 0 | 0 | 2 |
| TBL | 1 | 0 | 0 | 0 | 0 |
| TOR | 1 | 1 | 0 | 1 | 0 |
| VAN | 1 | 0 | 0 | 0 | 0 |
| TOTAL | 12 | 1 | 3 | 4 | 4 |

LEADERSHIP

PLAYERS

2016-17

OPPONENTS

TRADITION

RECORDS

PLAYOFFS

HISTORY

MINORS

NHL

MEDIA


CAREER STATISTICS

| SEASON | TEAM | LEAGUE | REGULAR SEASON | | | | | | PLAYOFFS | | | | | |
|------------|---------|---------|----------------|----|----|-----|-----|-----|----------|---|---|-----|-----|-----|
| | | | GP | G | A | PTS | +/- | PIM | GP | G | A | PTS | +/- | PIM |
| 2011-12 | USNTDP | U17 | 55 | 11 | 15 | 26 | - | 65 | 2 | 0 | 2 | 2 | -2 | 2 |
| 2012-13 | USNTDP | U18 | 53 | 17 | 17 | 34 | - | 80 | - | - | - | - | - | - |
| | USA | WJC U18 | 7 | 1 | 1 | 2 | 3 | 6 | - | - | - | - | - | - |
| 2013-14 | Yale | NCAA | 33 | 6 | 10 | 16 | -3 | 18 | - | - | - | - | - | - |
| 2014-15 | Yale | NCAA | 29 | 7 | 11 | 18 | 2 | 10 | - | - | - | - | - | - |
| | USA | WJC | 5 | 1 | 0 | 1 | 0 | 2 | - | - | - | - | - | - |
| 2015-16 | Yale | NCAA | 32 | 16 | 7 | 23 | 2 | 26 | - | - | - | - | - | - |
| 2016-17 | CHICAGO | NHL | 12 | 1 | 3 | 4 | 3 | 4 | 1 | 0 | 0 | 0 | 0 | 0 |
| | Yale | NCAA | 33 | 21 | 13 | 34 | 5 | 62 | - | - | - | - | - | - |
| NHL TOTALS | | | 12 | 1 | 3 | 4 | 3 | 4 | 1 | 0 | 0 | 0 | 0 | 0 |

| |
|------------|
| LEADERSHIP |
| PLAYERS |
| 2016-17 |
| OPPONENTS |
| TRADITION |
| RECORDS |
| PLAYOFFS |
| HISTORY |
| MINORS |
| NHL |
| MEDIA |

VINNIE
HINOSTROZA

LEFT WING • 48

SHOOTS: **RIGHT**HEIGHT: **5'9"** WEIGHT: **173**BIRTHDATE: **APRIL 3, 1994**BIRTHPLACE: **CHICAGO, ILL.**

DRAFT POSITION

Blackhawks' sixth-round selection (169th overall) in the 2012 National Hockey League Draft.

CAREER HIGHLIGHTS

Recorded career highs in goals (6), assists (8) and points in a career-best 49 games with the Blackhawks during the 2016-17 regular season ... Netted his first career National Hockey League points as part of a career-best three-point night (1G, 2A) on Nov. 19, 2016 at VAN.

CAREER

2016-17: Split the season between Chicago and the American Hockey League's Rockford IceHogs ... Recorded career highs in goals (6), assists (8) and points in a career-best 49 regular-season games with the Blackhawks ... Netted his first career National Hockey League points as part of a career-best three-point night (1G, 2A) on Nov. 19 at VAN ... Became the first Illinois-born player to score his first career NHL goal while skating with the Blackhawks since Mark LaVarre (1986-87) ... Recorded his first multi-goal game (2G) on Jan. 17 at COL ... Collected seven points (3G, 4A) in 15 regular-season games with Rockford ... Made his Stanley Cup Playoffs debut in the Western Conference First Round vs. NSH, skating in one tilt. **2015-16:** Made his professional debut, splitting the season between Chicago and Rockford ... Skated in seven games with Chicago and was held scoreless ... Made his NHL debut on Oct. 17 vs. CBJ ... Made his AHL debut with Rockford and led the team with 51 points (18G, 33A) in 66 regular-season tilts ... Was held without a point in three postseason games in his Calder Cup Playoffs debut. **2014-15:** Led the University of Notre Dame with 33 assists and 44 points over 42 games during his sophomore campaign. **2013-14:** Made his collegiate debut with Notre Dame, notching 32 points (8G, 24A) in 34 games ... Ranked second on the team in assists. **2012-13:** Compiled 60 points (25G, 35A) in 46 regular-season games with the United States Hockey League's Waterloo Black Hawks ... Tallied seven points (4G, 3A) in five postseason tilts with Waterloo. **2011-12:** Recorded 44 points (20G, 24A) in 55 regular-season games with Waterloo ... Skated in one USHL playoff matchup. **2010-11:** Made his USHL debut with Waterloo, posting 22 points (8G, 14A) in 50 regular-season games.

INTERNATIONAL CAREER

Tallied a goal and two helpers in nine appearances with Team USA at the 2016 IIHF World Championship in Moscow and St. Petersburg, Russia ... Scored three goals and added two assists in five games with Team USA at the 2014 IIHF U20 World Championship in Malmö, Sweden.



CAREER HIGHS

| | | | | |
|---------|---|-------|--|----------|
| SOG | 5 | | | TWICE |
| GOALS | 2 | @ COL | | 1/17/17 |
| ASSISTS | 2 | @ VAN | | 11/19/16 |
| POINTS | 3 | @ VAN | | 11/19/16 |
| PIM | 7 | @ EDM | | 02/11/17 |

HINOSTROZA VS. NHL

| | GP | G | A | PTS | PIM |
|--------------|-----------|----------|----------|-----------|-----------|
| ANA | 2 | 0 | 0 | 0 | 0 |
| ARI | 1 | 0 | 0 | 0 | 0 |
| BOS | 1 | 0 | 1 | 1 | 0 |
| BUF | 2 | 0 | 0 | 0 | 0 |
| CGY | 1 | 0 | 0 | 0 | 0 |
| CAR | 2 | 1 | 1 | 2 | 0 |
| COL | 3 | 2 | 0 | 2 | 4 |
| CBJ | 1 | 0 | 0 | 0 | 2 |
| DAL | 1 | 0 | 1 | 1 | 0 |
| DET | 1 | 0 | 0 | 0 | 0 |
| EDM | 2 | 0 | 0 | 0 | 9 |
| FLA | 2 | 0 | 0 | 0 | 0 |
| LAK | 2 | 0 | 0 | 0 | 0 |
| MIN | 4 | 0 | 1 | 1 | 0 |
| MTL | 1 | 0 | 0 | 0 | 0 |
| NSH | 4 | 0 | 0 | 0 | 0 |
| NDJ | 1 | 0 | 0 | 0 | 0 |
| NYI | 1 | 0 | 0 | 0 | 0 |
| NYR | 3 | 0 | 0 | 0 | 4 |
| OTT | 1 | 0 | 1 | 1 | 0 |
| PHI | 2 | 0 | 0 | 0 | 2 |
| SJS | 3 | 1 | 1 | 2 | 0 |
| STL | 3 | 1 | 0 | 1 | 0 |
| TBL | 2 | 0 | 0 | 0 | 0 |
| TOR | 1 | 0 | 0 | 0 | 0 |
| VAN | 2 | 1 | 2 | 3 | 0 |
| WSH | 2 | 0 | 0 | 0 | 0 |
| WPG | 5 | 0 | 0 | 0 | 2 |
| TOTAL | 56 | 6 | 8 | 14 | 23 |

LEADERSHIP

PLAYERS

2016-17

OPPONENTS

TRADITION

RECORDS

PLAYOFFS

HISTORY

MINORS

NHL

MEDIA

CAREER STATISTICS

| SEASON | TEAM | LEAGUE | REGULAR SEASON | | | | | | PLAYOFFS | | | | | |
|------------|------------|--------|----------------|----|----|-----|-----|-----|----------|---|---|-----|-----|-----|
| | | | GP | G | A | PTS | +/- | PIM | GP | G | A | PTS | +/- | PIM |
| 2010-11 | Waterloo | USHL | 50 | 8 | 14 | 22 | -1 | 36 | - | - | - | - | - | - |
| 2011-12 | Waterloo | USHL | 55 | 20 | 24 | 44 | 11 | 56 | 1 | 0 | 0 | 0 | 0 | 0 |
| 2012-13 | Waterloo | USHL | 46 | 25 | 35 | 60 | 22 | 14 | 5 | 4 | 3 | 7 | 0 | 8 |
| 2013-14 | Notre Dame | NCAA | 34 | 8 | 24 | 32 | 6 | 4 | - | - | - | - | - | - |
| | USA | WJC | 5 | 3 | 2 | 5 | 2 | 0 | - | - | - | - | - | - |
| 2014-15 | Notre Dame | NCAA | 42 | 11 | 33 | 44 | 4 | 48 | - | - | - | - | - | - |
| 2015-16 | CHICAGO | NHL | 7 | 0 | 0 | 0 | -1 | 6 | - | - | - | - | - | - |
| | Rockford | AHL | 66 | 18 | 33 | 51 | 7 | 24 | 3 | 0 | 0 | 0 | -3 | 2 |
| | USA | WC | 9 | 1 | 2 | 3 | -1 | 10 | - | - | - | - | - | - |
| 2016-17 | CHICAGO | NHL | 49 | 6 | 8 | 14 | -1 | 17 | 1 | 0 | 0 | 0 | -2 | 0 |
| | Rockford | AHL | 15 | 3 | 4 | 7 | -8 | 4 | - | - | - | - | - | - |
| NHL TOTALS | | | 56 | 6 | 8 | 14 | -2 | 23 | 1 | 0 | 0 | 0 | -2 | 0 |

| |
|------------|
| LEADERSHIP |
| PLAYERS |
| 2016-17 |
| OPPONENTS |
| TRADITION |
| RECORDS |
| PLAYOFFS |
| HISTORY |
| MINORS |
| NHL |
| MEDIA |

MARIAN HOSSA

RIGHT WING • 81

SHOOTS: **LEFT**

HEIGHT: **6'1"** WEIGHT: **207**

BIRTHDATE: **JAN. 12, 1979**

BIRTHPLACE: **STARÁ LUBOVNA, SLOVAKIA**

HOMETOWN: **TRENCÍN, SLOVAKIA**



DRAFT POSITION

Ottawa Senators' first-round selection (12th overall) in the 1997 National Hockey League Draft.

CAREER TRANSACTIONS

Traded by OTT with Greg DeVries to ATL for Dany Heatley on Aug. 23, 2005 ... Traded by ATL with Pascal Dupuis to PIT for Colby Armstrong, Erik Christensen, Angelo Esposito and a first-round pick in the 2008 NHL Draft (Daulton Leveille) on Feb. 26, 2008 ... Signed as a free agent by DET on July 2, 2008 ... Signed as a free agent by the Blackhawks on July 1, 2009.

CAREER HIGHLIGHTS

Recorded career highs in assists (57) and points (100) in the 2006-07 regular season with ATL ... Notched a career-best 45 goals in 2002-03 with OTT, including three hat tricks, tied for a franchise single-season record (D. Heatley) ... Ranks third among active players with 15 seasons of 20 or more goals ... Leads active players with 34 career shorthanded tallies as of the end of the 2016-17 campaign ... Collected a career-high five assists on Jan. 4, 2001 vs. TBL ... Netted a career-high four goals on Jan. 2, 2003 vs. ATL ... Skated in a regular-season career-high 28:28 on Jan. 11, 2006 vs. NSH ... Recorded a career-long 11-game point streak (7G, 11A) from Feb. 17-March 12, 2007 ... Became the 44th player in NHL history to score 500 career goals with a tally vs. PHI on Oct. 18, 2016 ... Skated in his 1,300th career NHL game on March 16, 2017 vs. OTT ... Posted postseason career highs in goals (12), assists (14) and points (26) during the 2008 Stanley Cup Playoffs with PIT ... Named to four consecutive Olympic teams with Slovakia (2002, 2006, 2010, 2014) ... Named to 1999 NHL All-Rookie team ... Five-time NHL All-Star (2001, 2003, 2007, 2008, 2012) ... Won the Stanley Cup in 2010, 2013 and 2015 with Chicago.

CAREER

2016-17: Ranked third on the Blackhawks with 26 goals and finished with 45 points in 73 regular-season games with Chicago ... Became the 44th player in NHL history to score 500 career goals with a tally vs. PHI on Oct. 18 ... Notched a goal and an assist on Nov. 6 to become the fourth active player to register 1,100 career points (505G, 595A) ... Collected three helpers on Jan. 17 at COL, becoming the 32nd player in NHL history to record 500 goals and 600 assists ... Scored his 20th goal of the season on Feb. 10, becoming the 26th player in NHL history with 15 seasons of 20 or more goals ... Appeared in his 1,300th game on March 16 at OTT, one of 61 players all-time to reach the plateau ... Was held without a point in four postseason appearances. **2015-16:** Recorded 33 points (13G, 20A) in 64 regular-season games ... Reached the 1,200-game mark on Dec. 13 vs. VAN ... Notched consecutive two-point outings on Jan. 10 vs. COL (2G) and Jan. 12 vs. NSH (2A) ... Tallied five points (3G, 2A) in seven Stanley Cup Playoffs tilts. **2014-15:** Compiled 61 points (22G, 39A) in 82 regular-season games with Chicago ... Reached the 60-point plateau for the 10th time in his career and appeared in all regular-season tilts for the first time since joining the Blackhawks ... Paced the team in assists, shots on goal (247) and takeaways (68) ... Tied for the team lead with six power-play goals ... Tallied his 1,000th career point with a goal and an assist in his 1,000th NHL game on Oct. 30 at OTT ... Collected four points (1G, 3A) on Nov. 22 at EDM, his best single-game total with the Blackhawks ... Registered five multi-goal games, including a three-game multi-goal streak from Feb. 8-11 ... Logged a season-high nine shots on goal on Nov. 26 vs. COL ... Ranked fourth on the club with 17 points (4G, 13A) in 23 postseason contests en route to the 2015 Stanley Cup championship ... Skated in a postseason-high 33:56 on April 21 vs. NSH ... Netted series-clinching goals in Game 4 of the Second Round vs. MIN on May 7 and Game 7 of the Western Conference Final vs. ANA on May 30. **2013-14:** Ranked fifth



CAREER HIGHS

| | | | |
|---------|----|------------|----------|
| SOG | 16 | CAR | 11/01/06 |
| GOALS | 4 | ATL | 01/02/03 |
| ASSISTS | 5 | TBL | 01/04/01 |
| POINTS | 5 | FOUR TIMES | |
| PIM | 15 | TWICE | |

HOSSA VS. NHL

| | GP | G | A | PTS | PIM |
|--------------|--------------|------------|------------|--------------|------------|
| ANA | 39 | 20 | 9 | 29 | 8 |
| ARI | 38 | 21 | 14 | 35 | 28 |
| BOS | 52 | 18 | 23 | 41 | 36 |
| BUF | 51 | 21 | 12 | 33 | 20 |
| CGY | 37 | 10 | 15 | 25 | 18 |
| CAR | 56 | 25 | 33 | 58 | 37 |
| CHI | 13 | 5 | 6 | 11 | 12 |
| COL | 35 | 15 | 16 | 31 | 8 |
| CBJ | 37 | 20 | 19 | 39 | 10 |
| DAL | 46 | 22 | 20 | 42 | 24 |
| DET | 36 | 11 | 19 | 30 | 14 |
| EDM | 39 | 15 | 20 | 35 | 6 |
| FLA | 57 | 32 | 32 | 64 | 24 |
| LAK | 36 | 13 | 10 | 23 | 10 |
| MIN | 40 | 15 | 12 | 27 | 18 |
| MTL | 52 | 11 | 24 | 35 | 24 |
| NSH | 47 | 11 | 16 | 27 | 17 |
| NJD | 47 | 21 | 23 | 44 | 26 |
| NYI | 49 | 23 | 23 | 46 | 28 |
| NYR | 50 | 19 | 29 | 48 | 28 |
| OTT | 23 | 8 | 20 | 28 | 12 |
| PHI | 49 | 15 | 22 | 37 | 24 |
| PIT | 47 | 13 | 34 | 47 | 28 |
| SJS | 38 | 17 | 13 | 30 | 14 |
| STL | 53 | 22 | 22 | 44 | 18 |
| TOR | 60 | 25 | 34 | 59 | 39 |
| TLB | 49 | 17 | 24 | 41 | 24 |
| VAN | 39 | 12 | 16 | 28 | 18 |
| WSH | 54 | 25 | 33 | 58 | 41 |
| WPG | 40 | 23 | 16 | 39 | 14 |
| TOTAL | 1,309 | 525 | 609 | 1,134 | 628 |

CAREER (CONT.)

on the team with 60 points (30G, 30A) in 72 regular-season games with Chicago ... Reached the 30-goal plateau for the first time since joining the team ... Skated in his 300th Blackhawks game on March 1 vs. PIT ... Scored the 100th goal of his Blackhawks career on Oct. 29 vs. OTT and added two helpers to set a season-high with three points ... Tallied a season-high three helpers on Dec. 11 vs. PHI ... Notched a season-long six-game point streak (6G, 2A) from Jan. 11-22 ... Equaled his season best with three points (1G, 2A) on March 16 vs. DET ... Missed eight games due to injury (Nov. 16-19, March 4-14) ... Registered 14 points (2G, 12A) in 19 Stanley Cup Playoffs games ... Tallied a postseason-high eight shots on goal on April 19 at STL ... Collected back-to-back three-point efforts on May 2 (1G, 2A) and May 4 (3A) vs. MIN, becoming the second Blackhawks player to accomplish that feat since 1995 ... Equaled a postseason career high with three assists on May 4 vs. MIN. **2012-13:** Ranked third on the team with 31 points (17G, 14A) in 40 regular-season games ... Tallied a team-high six game-winning goals ... Skated in his 1,000th career NHL game on March 3 at DET ... Compiled four multi-goal games and seven multi-point games ... Posted a season-high three points twice (Jan. 19, 2G, 1A; April 15, 1G, 2A) ... Recorded a season-long four-game point streak (1G, 3A) from Jan. 24-30 ... Notched his 500th career assist on April 24 at EDM ... Missed seven games due to injury (March 6, March 20-April 1) ... Shared third on the team and sixth in the NHL with 16 points (7G, 9A) in 22 postseason games en route to the team's 2013 Stanley Cup championship ... Netted a team-high three power-play goals ... Posted three points (2G, 1A) in Game 5 of the Western Conference Quarterfinals on May 9 vs. MIN ... Tallied six points (2G, 4A) during a five-game point streak from May 25-June 2. **2011-12:** Led the team with 77 points (29G, 48A) in 81 regular-season games, his highest point total since joining Chicago ... Paced the club with 48 assists ... Shared second on the club with 29 goals ... Netted a team-high 9 PPG ... Reached the 20-goal plateau for the 12th consecutive season ... Shared the lead with 19 multi-point games ... Registered three three-point efforts and three multi-goal outings ... Ranked fifth in the NHL with a team-high 94 takeaways ... Compiled five separate point streaks of at least five games ... Registered 14 points (5G, 9A) over an eight-game point streak from Dec. 8-26 ... Tallied 11 points (3G, 8A) during a season-long nine-game point streak from Jan. 8-24 ... Tallied three points (1G, 2A) and a game-high seven shots on goal for the victorious Team Chara in the 2012 NHL All-Star Game ... Potted a PPG on March 20 at CBJ for his 900th NHL point ... Netted his 400th NHL goal as part of a three-point night (1G, 2A) on Dec. 8 at NYI ... Skated in his 900th regular-season NHL game on Oct. 13 vs. WPG and posted his first multi-point effort of the season (1G, 1A) ... Missed one regular-season contest due to injury (Oct. 15) ... Held scoreless in three postseason appearances vs. ARI in the WCOF ... Missed the final three playoff games due to injury (April 19-23). **2010-11:** Ranked fourth on the team with 25 goals and 57 points in 65 regular-season tilts ... Recorded his 25th goal of the campaign on April 8 at DET, the 10th time in his career reaching the 25-goal plateau ... Tallied 2 PPG on March 14 vs. SJS to reach the 20-goal plateau for the 11th consecutive season ... Notched 17 multi-point games, including a pair of three-point outings and three multi-goal games ... Posted goals in a season-long five straight games (5G) from Feb. 21-March 2 ... Registered an assist on Feb. 12 at ARI for the 800th point of his NHL career ... Tallied two shorthanded points (1G, 1A) on Feb. 1 at CBJ ... Scored on a penalty shot on Jan. 23 vs. PHI, the first by a Blackhawks player at home since Troy Murray on Dec. 30, 1987 ... Opened the regular season with points in seven consecutive games (7G, 4A) ... Was honored as the NHL's Second Star for the week ending Oct. 17 after tallying six points (4G, 2A) in four games ... Missed 17 games due to injury (Oct. 29-Nov. 6, Nov. 30-Dec. 22, Jan. 25, Feb. 11) ... Shared the team lead with six points (2G, 4A) in seven tilts in the WCOF vs. VAN. **2009-10:** Ranked fourth on the club with 24 goals and fifth with 51 points in 57 regular-season contests ... Shared the NHL lead with 5 SHG and ranked second with six shorthanded points ... Registered 12 multi-point and three multi-goal games ... Collected his 400th career assist on March 3 vs. EDM ... Posted back-to-back two-goal games on Jan. 3 and Jan. 5 ... Made his Blackhawks debut on Nov. 25 at SJS, netting two goals, including a SHG ... Missed the first 22 games of the season due to injury (Oct. 2-Nov. 22) ... Ranked fourth on the club with 12 assists and added three goals in 22 contests while helping the Blackhawks win the 2010 Stanley Cup championship ... Ranked second on the club in the postseason with 73 SOG ... Netted the overtime GWG in Game 5 of the WCOF vs. NSH on April 24 ... Matched a postseason career high with three assists in Game 6 of the WCOF on April 26 ... Tallied seven points (1G, 6A) over a four-game point streak from April 20-26. **2008-09:** Led DET and shared fifth in the league with 40 goals while adding 31 assists in 74 regular-season contests ... Became the eighth player in NHL history to record 40 goals with three different teams (DET, ATL, OTT) ... Scored his 300th career goal in overtime on Oct. 18 vs. NYR ... Posted eight multi-goal games, including a season-high three points on four occasions ... Compiled a season-long nine-game point streak (6G, 8A) from Oct. 16-30 ... Named to the NHL Second All-Star team ... Tied for fifth on DET with 15 points in 23 Stanley Cup Playoffs games and ranked fourth with six goals while helping the team reach the 2009 Stanley Cup Final. **2007-08:** Totaled 66 points (29G, 37A) in 72 regular-season games split between PIT and ATL ... Tallied 10 points (3G, 7A) in 12 games with PIT ... Recorded 21 multi-point games, including six straight from Nov. 9-21 ... Finished second on PIT and third in the NHL with 26 points (12G, 14A) in 20 postseason games, helping the team reach the 2008 Stanley Cup Final ... Tied for the team lead with 5 PPG in the postseason ... Posted 56 points (26G, 30A) in 60 games with ATL ... Registered the seventh hat trick of his career on Jan. 15 vs. DET ... Represented ATL at the 2008 NHL All-Star Game in Atlanta and posted two points (1G, 1A). **2006-07:** Finished sixth in the NHL and led ATL with a single-season franchise-record 100 points (43G, 57A) ... Paced the club with a career-high 57 assists ... Tallied 30 or more goals for the sixth consecutive season ... Ranked second on the club and fourth in the NHL with 17 PPG ... Represented ATL at the 2007 NHL All-Star Game in Dallas and tallied four assists ... Notched a career-best 32 multi-point games ... Recorded a career-long 11-game point streak (7G, 11A) from Feb. 17-March 12. **2005-06:** Finished third on ATL and 11th in the NHL with 92 points (39G, 53A) ... Led the NHL and established an ATL record with 7 SHG ... Shared the team lead with 7 GWG ... Matched his career high with a five-point game (1G, 4A) vs. WSH on Dec. 22. **2004-05:** Split the season between Dukla Trencin (22G, 20A) of the Slovakian Extraliga and Mora IK (18G, 16A) of the Swedish Elite League. **2003-04:** Paced OTT and finished fifth in the NHL with 82 points (36G, 46A) in 81 regular-season games ... Led OTT and ranked sixth in the NHL with 36 goals ... Led the NHL with 39 power-play points (14G, 25A) ... Paced the club with three goals, including 2 GWG, in seven postseason games. **2002-03:** Paced OTT and ranked 14th in the NHL with 80 points (45G, 35A) in 80 regular-season games ... Led team and ranked fourth in the NHL with a career-high 45 goals ... Posted a career-high 10 GWG ... Set an OTT club record for hat tricks in a single season (3) ... Recorded the first four-goal game in franchise history and added an assist to set a career high of five points on Jan. 2 vs. ATL ... Led the team with 11 assists and 16 points in 18 postseason games. **2001-02:** Ranked second on OTT with 31 goals and 35 assists, while his 66 points ranked third on the team ... Shared the team lead with 9 PPG ... Notched four goals and six assists in 12 postseason contests. **2000-01:** Finished second on OTT with 75 points (32G, 43A), 11 PPG and 8 GWG in 81 regular-season games. **1999-2000:** Ranked third on OTT with 56 points (29G, 27A) in 78 regular-season games ... Tied for the

LEADERSHIP

PLAYERS

2016-17

OPPONENTS

TRADITION

RECORDS

PLAYOFFS

HISTORY

MINORS

NHL

MEDIA



CAREER (CONT.)

team lead with 29 goals ... Earned the Molson Cup, given annually to OTT player with the most points in Three Stars voting during the season. **1998-99:** Led OTT rookies with 30 points (15G, 15A) in 60 regular-season games ... Tallied his first career NHL goal on Dec. 9 vs. FLA ... Finished second in voting for the Calder Memorial Trophy as the NHL's rookie of the year ... Named to the NHL's All-Rookie Team. **1997-98:** Notched one assist in seven regular-season games with OTT ... Made his NHL debut on Oct. 1 at MTL ... Skated in 53 regular-season games with the Western Hockey League's Portland Winterhawks, tallying 85 points (45G, 40A) ... Ranked third on the team with 19 points (13G, 6A) in 16 postseason games en route to winning the WHL championship ... Posted nine points (5G, 4A) during a four-game Memorial Cup run. **1996-97:** Skated in 46 games with Dukla Trenčín, posting 44 points (25G, 19A).

INTERNATIONAL CAREER

Scored one goal in six games with Team Europe at the 2016 World Cup of Hockey ... Led Team Slovakia with two goals and three points in four contests at the 2014 Winter Olympics in Sochi ... Notched two points (1G, 1A) in five contests at the 2011 World Championship in Slovakia ... Ranked second in scoring at the 2010 Winter Olympic Games in Vancouver with nine points (3G, 6A) in seven games for fourth-place Slovakia ... Tallied 10 points (5G, 5A) in six games at the 2006 Winter Olympics in Turin ... Made his Olympic debut for Slovakia at the 2002 Games in Salt Lake City, posting six points (4G, 2A) in two games ... Has skated for Slovakia at the World Championship eight times since 1997, when he tallied two points in eight games as an 18-year-old ... Posted a total of 41 points (16G, 25A) in 52 games across eight World Championship tournaments ... Represented Slovakia at the 1998 World Junior Championship, posting eight points (4G, 4A) in six games ... Registered seven points (5G, 2A) in six games while skating for Slovakia at the 1997 WJC ... Scored one goal in four games with Slovakia at the 2005 World Cup of Hockey.

CAREER STATISTICS

| SEASON | TEAM | LEAGUE | REGULAR SEASON | | | | | | PLAYOFFS | | | | | |
|------------|---------------|----------|----------------|-----|-----|-------|-----|-----|----------|----|----|-----|-----|-----|
| | | | GP | G | A | PTS | +/- | PIM | GP | G | A | PTS | +/- | PIM |
| 1996-97 | Slovakia | WJC | 6 | 5 | 2 | 7 | - | 2 | - | - | - | - | - | - |
| | Slovakia | WC | 8 | 0 | 2 | 2 | - | 0 | - | - | - | - | - | - |
| 1997-98 | Portland | WHL | 53 | 45 | 40 | 85 | 41 | 50 | 16 | 13 | 6 | 19 | 7 | 6 |
| | Memorial Cup | CHL | 4 | 5 | 4 | 9 | 6 | 4 | - | - | - | - | - | - |
| | OTTAWA | NHL | 7 | 0 | 1 | 1 | -1 | 0 | - | - | - | - | - | - |
| | Slovakia | WJC | 6 | 4 | 4 | 8 | - | 12 | - | - | - | - | - | - |
| 1998-99 | OTTAWA | NHL | 60 | 15 | 15 | 30 | 18 | 37 | 4 | 0 | 2 | 2 | 1 | 4 |
| | Slovakia | WC | 6 | 5 | 2 | 7 | - | 8 | - | - | - | - | - | - |
| 1999-2000 | OTTAWA | NHL | 78 | 29 | 27 | 56 | 5 | 32 | 6 | 0 | 0 | 0 | -8 | 2 |
| 2000-01 | OTTAWA | NHL | 81 | 32 | 43 | 75 | 19 | 44 | 4 | 1 | 1 | 2 | 1 | 4 |
| | Slovakia | WC | 6 | 1 | 2 | 3 | 1 | 2 | - | - | - | - | - | - |
| 2001-02 | OTTAWA | NHL | 80 | 31 | 35 | 66 | 11 | 50 | 12 | 4 | 6 | 10 | 2 | 2 |
| | Slovakia | OLY | 2 | 4 | 2 | 6 | 5 | 0 | - | - | - | - | - | - |
| 2002-03 | OTTAWA | NHL | 80 | 45 | 35 | 80 | 8 | 34 | 18 | 5 | 11 | 16 | -1 | 6 |
| 2003-04 | OTTAWA | NHL | 81 | 36 | 46 | 82 | 4 | 46 | 7 | 3 | 1 | 4 | 2 | 0 |
| | Slovakia | WC | 9 | 2 | 5 | 7 | 5 | 2 | - | - | - | - | - | - |
| 2004-05 | Dukla Trenčín | Slovakia | 25 | 22 | 20 | 42 | 34 | 38 | 5 | 4 | 5 | 9 | -1 | 14 |
| | Mora IK | SWE | 24 | 18 | 14 | 32 | 8 | 22 | - | - | - | - | - | - |
| | Slovakia | W-CUP | 4 | 1 | 0 | 1 | -2 | 2 | - | - | - | - | - | - |
| | Slovakia | WC | 7 | 4 | 3 | 7 | 4 | 6 | - | - | - | - | - | - |
| 2005-06 | ATLANTA | NHL | 80 | 39 | 53 | 92 | 17 | 67 | - | - | - | - | - | - |
| | Slovakia | OLY | 6 | 5 | 5 | 10 | 9 | 4 | - | - | - | - | - | - |
| | Slovakia | WC | 5 | 1 | 6 | 7 | 2 | 0 | - | - | - | - | - | - |
| 2006-07 | ATLANTA | NHL | 82 | 43 | 57 | 100 | 18 | 49 | 4 | 0 | 1 | 1 | -6 | 6 |
| | Slovakia | WC | 6 | 2 | 4 | 6 | 1 | 6 | - | - | - | - | - | - |
| 2007-08 | ATLANTA | NHL | 60 | 26 | 30 | 56 | -14 | 30 | - | - | - | - | - | - |
| | PITTSBURGH | NHL | 12 | 3 | 7 | 10 | 0 | 6 | 20 | 12 | 14 | 26 | 8 | 12 |
| 2008-09 | DETROIT | NHL | 74 | 40 | 31 | 71 | 27 | 63 | 23 | 6 | 9 | 15 | 5 | 10 |
| 2009-10 | CHICAGO | NHL | 57 | 24 | 27 | 51 | 24 | 18 | 22 | 3 | 12 | 15 | 7 | 25 |
| | Slovakia | OLY | 7 | 3 | 6 | 9 | 0 | 6 | - | - | - | - | - | - |
| 2010-11 | CHICAGO | NHL | 65 | 25 | 32 | 57 | 9 | 32 | 7 | 2 | 4 | 6 | 0 | 2 |
| | Slovakia | WC | 5 | 1 | 1 | 2 | -1 | 2 | - | - | - | - | - | - |
| 2011-12 | CHICAGO | NHL | 81 | 29 | 48 | 77 | 18 | 20 | 3 | 0 | 0 | 0 | 3 | 0 |
| 2012-13 | CHICAGO | NHL | 40 | 17 | 14 | 31 | 20 | 16 | 22 | 7 | 9 | 16 | 8 | 2 |
| 2013-14 | CHICAGO | NHL | 72 | 30 | 30 | 60 | 28 | 20 | 19 | 2 | 12 | 14 | 0 | 8 |
| | Slovakia | OLY | 4 | 2 | 1 | 3 | 0 | 4 | - | - | - | - | - | - |
| 2014-15 | CHICAGO | NHL | 82 | 22 | 39 | 61 | 17 | 32 | 23 | 4 | 13 | 17 | 7 | 10 |
| 2015-16 | CHICAGO | NHL | 64 | 13 | 20 | 33 | 10 | 24 | 7 | 3 | 2 | 5 | 0 | 0 |
| 2016-17 | CHICAGO | NHL | 73 | 26 | 19 | 45 | 7 | 8 | 4 | 0 | 0 | 0 | -4 | 2 |
| | Europe | W-CUP | 6 | 1 | 0 | 1 | -2 | 4 | - | - | - | - | - | - |
| NHL TOTALS | | | 1,309 | 525 | 609 | 1,134 | 245 | 628 | 205 | 52 | 97 | 149 | 25 | 95 |

LEADERSHIP

PLAYERS

2016-17

OPPONENTS

TRADITION

RECORDS

PLAYOFFS

HISTORY

MINORS

NHL

MEDIA

TOMAS JURCO

LEFT WING • 13

SHOOTS: **LEFT**

HEIGHT: **6'2"** WEIGHT: **188**

BIRTHDATE: **DEC. 28, 1992**

BIRTHPLACE: **KOSICE, SLOVAKIA**



DRAFT POSITION

Detroit Red Wings' second-round pick (35th overall) in the 2011 National Hockey League Draft.

CAREER TRANSACTIONS


Traded by DET to Chicago in exchange for a third-round selection in the 2017 NHL Draft on Feb. 24, 2017.

CAREER HIGHLIGHTS

Recorded career bests in points (18) and assists (15) in 63 games with Detroit during the 2014-15 regular season ... Scored a career-high eight goals in 36 games with Detroit during the 2013-14 regular season ... Racked up four points (1G, 3A) during a career-long four-game point streak from Nov. 24-30, 2014 ... Skated in his 100th NHL game on Oct. 13, 2015 vs. TBL ... Won the Calder Cup in 2013 with the American Hockey League's Grand Rapids Griffins.

CAREER

2016-17: Split the season between Chicago, DET and the American Hockey League's Grand Rapids Griffins ... Tallied one goal in 13 regular-season games with Chicago ... Registered two shots on goal in his Blackhawks debut on Feb. 26 vs. STL after being acquired from DET ... Tallied his first point for Chicago (1G) on March 27 at TBL ... Appeared in 16 regular-season games with DET ... Notched a goal and an assist in two AHL contests with Grand Rapids ... Missed 22 games (Oct. 12-26) after offseason back surgery. **2015-16:** Appeared in 44 regular-season games with DET, posting six points (4G, 2A) ... Skated in his 100th NHL game on Oct. 13 vs. TBL ... Notched his first goal of the season on Dec. 8 at WSH ... Honored as the AHL's Player of the Week ending Nov. 22 after accumulating nine points (5G, 4A) during a five-game conditioning stint with Grand Rapids. **2014-15:** Posted career highs in games (63), assists (15) and points (18) with DET ... Racked up four points (1G, 3A) during a career-long four-game point streak from Nov. 24-30 ... Collected a goal and assist for his third career multi-point outing on Nov. 18 at CBJ ... Recorded two points (1G, 1A) in seven Stanley Cup Playoffs matchups with Detroit in the Eastern Conference First Round ... Netted his first career postseason tally on April 16 in Game 1 vs. TBL. **2013-14:** Split the season between DET and Grand Rapids ... Registered 15 points (8G, 7A) in 36 regular-season games with DET ... Logged 16:45 of ice time during his NHL debut on Dec. 15 vs. TBL ... Tallied his first NHL goal in his second game on Dec. 17 vs. ANA ... Recorded his first multi-point game with a goal and assist on Dec. 21 at TOR ... Shared seventh on Grand Rapids with 13 goals and 32 points ... Began the season with a four-game point streak (1G, 4A) from Oct. 4-18 ... Recorded his first professional hat trick on Nov. 15 ... Appeared in three postseason games with Detroit in his Stanley Cup Playoffs debut ... Collected seven points (5G, 2A) in eight Calder Cup Playoffs games with Grand Rapids. **2012-13:** Totaled 14 goals and 14 assists in 74 regular-season games during his first professional season with Grand Rapids ... Notched three game-winning goals ... Made his professional debut on Oct. 12 vs. Milwaukee and recorded his first goal on Oct. 19 at Rochester ... Registered his first multi-goal game with two tallies 9 seconds apart on Nov. 16 at Lake Erie ... Placed among AHL playoff leaders with eight goals (T-6th) and 3 GWG (T-2nd) en route to winning the AHL championship with Grand Rapids ... Notched two goals for his first career postseason multi-goal contest on April 28 ... Netted goals in three consecutive games (3G) from June 2-5. **2011-12:** Posted 68 points (30G, 38A) in 48 games with



CAREER HIGHS

| | | |
|---------|---|-------------|
| SOG | 5 | TWICE |
| GOALS | 1 | 16 TIMES |
| ASSISTS | 1 | 24 TIMES |
| POINTS | 2 | THREE TIMES |
| PIM | 2 | 24 TIMES |

JURCO VS. NHL

| | GP | G | A | PTS | PIM |
|--------------|------------|-----------|-----------|-----------|-----------|
| ANA | 9 | 2 | 0 | 2 | 0 |
| ARI | 4 | 0 | 1 | 1 | 2 |
| BOS | 7 | 1 | 1 | 2 | 2 |
| BUF | 6 | 1 | 1 | 2 | 0 |
| CGY | 3 | 0 | 0 | 0 | 2 |
| CAR | 5 | 0 | 2 | 2 | 0 |
| CHI | 4 | 0 | 1 | 1 | 2 |
| COL | 7 | 1 | 0 | 1 | 2 |
| CBJ | 7 | 1 | 1 | 2 | 0 |
| DAL | 4 | 0 | 2 | 2 | 0 |
| DET | 1 | 0 | 0 | 0 | 0 |
| EDM | 2 | 0 | 0 | 0 | 0 |
| FLA | 10 | 0 | 1 | 1 | 6 |
| LAK | 4 | 0 | 0 | 0 | 0 |
| MIN | 1 | 0 | 0 | 0 | 0 |
| MTL | 8 | 0 | 1 | 1 | 2 |
| NSH | 6 | 0 | 1 | 1 | 2 |
| NJD | 6 | 0 | 2 | 2 | 4 |
| NYI | 9 | 1 | 2 | 3 | 2 |
| NYR | 4 | 0 | 0 | 0 | 0 |
| OTT | 9 | 1 | 2 | 3 | 2 |
| PHI | 6 | 1 | 1 | 2 | 2 |
| PIT | 9 | 2 | 0 | 2 | 0 |
| SJS | 3 | 1 | 0 | 1 | 2 |
| STL | 5 | 0 | 0 | 0 | 4 |
| TBL | 9 | 2 | 0 | 2 | 4 |
| TOR | 10 | 1 | 2 | 3 | 0 |
| VAN | 5 | 0 | 1 | 1 | 2 |
| WSH | 5 | 1 | 1 | 2 | 2 |
| WPG | 4 | 0 | 1 | 1 | 4 |
| TOTAL | 172 | 16 | 24 | 40 | 48 |

CAREER (CONT.)

the QMJHL's Saint John Sea Dogs ... Shared second on the team in goals ... Tallied 13 goals and 16 assists in the postseason to help Saint John win the President's Cup ... Tallied two goals and a helper in four Memorial Cup tilts. **2010-11:** Recorded 56 points on 31 goals and 25 assists in his second season with Saint John ... Won the President's Cup after registering 18 points (6G, 12A) in 19 playoff games with the Sea Dogs ... Won the 2011 Memorial Cup with Saint John after posting four goals and an assist in five tilts. **2009-10:** Made his major-junior debut with Saint John, racking up 26 goals and 25 assists in 64 regular-season games ... Notched 17 points (7G, 10A) in 21 postseason contests.

INTERNATIONAL CAREER

Recorded five points (2G, 3A) in seven games for Slovakia at the 2016 IIHF World Championship in Moscow and St. Petersburg, Russia ... Skated in five games and recorded one assist for Slovakia at the 2015 IIHF World Championship in Prague and Ostrava, Czech Republic ... Represented Slovakia at the 2014 Winter Olympics in Sochi, Russia, as the youngest player on the roster, scoring one goal in four contests ... Collected a goal and seven assists in five games for Slovakia at the 2012 IIHF U20 World Championship in Alberta, Canada ... Scored one goal in six tilts with Slovakia at the 2011 IIHF U20 World Championship in Buffalo.

CAREER STATISTICS

| SEASON | TEAM | LEAGUE | GP | REGULAR SEASON | | | | | PIM | PLAYOFFS | | | | | |
|-------------------|---------------|--------------|------------|----------------|-----------|-----------|------------|-----------|-----------|----------|----------|----------|-----------|----------|-----|
| | | | | G | A | PTS | +/- | | | GP | G | A | PTS | +/- | PIM |
| 2007-08 | HC Kosice U18 | Slovakia U18 | 57 | 28 | 24 | 52 | - | 30 | - | - | - | - | - | - | - |
| 2008-09 | HC Kosice U20 | Slovakia U20 | 48 | 19 | 30 | 49 | - | 20 | 3 | 5 | 0 | 5 | - | 0 | - |
| | HC Kosice U18 | Slovakia U18 | 5 | 8 | 5 | 13 | - | 2 | - | - | - | - | - | - | - |
| | Slovakia | WJC U18 | 6 | 2 | 3 | 5 | 0 | 2 | - | - | - | - | - | - | - |
| 2009-10 | Saint John | QMJHL | 64 | 26 | 25 | 51 | 34 | 24 | 21 | 7 | 10 | 17 | 4 | 8 | - |
| | Memorial Cup | CHL | 4 | 4 | 1 | 5 | 3 | 2 | - | - | - | - | - | - | - |
| 2010-11 | Saint John | QMJHL | 60 | 31 | 25 | 56 | 46 | 17 | 19 | 6 | 12 | 18 | 9 | 8 | - |
| | Memorial Cup | CHL | 4 | 2 | 1 | 3 | -2 | 4 | - | - | - | - | - | - | - |
| | Slovakia | WJC | 6 | 1 | 0 | 1 | 0 | 0 | - | - | - | - | - | - | - |
| 2011-12 | Saint John | QMJHL | 48 | 30 | 38 | 68 | 46 | 37 | 16 | 13 | 16 | 29 | 24 | 12 | - |
| | Slovakia | WJC | 5 | 1 | 7 | 8 | 4 | 4 | - | - | - | - | - | - | - |
| 2012-13 | Grand Rapids | AHL | 74 | 14 | 14 | 28 | 6 | 22 | 24 | 8 | 6 | 14 | 1 | 21 | - |
| 2013-14 | DETROIT | NHL | 36 | 8 | 7 | 15 | 0 | 14 | 3 | 0 | 0 | 0 | -1 | 0 | - |
| | Grand Rapids | AHL | 32 | 13 | 19 | 32 | 10 | 14 | 8 | 5 | 2 | 7 | -5 | 11 | - |
| | Slovakia | OLY | 4 | 1 | 0 | 1 | -1 | 2 | - | - | - | - | - | - | - |
| 2014-15 | DETROIT | NHL | 63 | 3 | 15 | 18 | 6 | 14 | 7 | 1 | 1 | 2 | -1 | 2 | - |
| | Slovakia | WC | 5 | 0 | 1 | 1 | 0 | 0 | - | - | - | - | - | - | - |
| | DETROIT | NHL | 44 | 4 | 2 | 6 | -6 | 16 | - | - | - | - | - | - | - |
| 2015-16 | Grand Rapids | AHL | 5 | 5 | 4 | 9 | 4 | 4 | - | - | - | - | - | - | - |
| | Slovakia | WC | 7 | 2 | 3 | 5 | -1 | 0 | - | - | - | - | - | - | - |
| 2016-17 | CHICAGO | NHL | 13 | 1 | 0 | 1 | -4 | 2 | - | - | - | - | - | - | - |
| | DETROIT | NHL | 16 | 0 | 0 | 0 | -8 | 2 | - | - | - | - | - | - | - |
| | Grand Rapids | AHL | 2 | 1 | 1 | 2 | 0 | 6 | - | - | - | - | - | - | - |
| NHL TOTALS | | | 172 | 16 | 24 | 40 | -12 | 48 | 10 | 1 | 1 | 2 | -2 | 2 | |

LEADERSHIP

PLAYERS

2016-17

OPPONENTS

TRADITION

RECORDS

PLAYOFFS

HISTORY

MINORS

NHL

MEDIA

PATRICK KANE


RIGHT WING • 88

SHOOTS: **LEFT**

HEIGHT: **5'11"** WEIGHT: **177**

BIRTHDATE: **NOV. 19, 1988**

BIRTHPLACE: **BUFFALO, N.Y.**



DRAFT POSITION

Blackhawks' first-round selection (first overall) in the 2007 National Hockey League Draft.

CAREER HIGHLIGHTS

Became the first U.S.-born player to capture the Art Ross Trophy as the NHL's leading scorer after logging career highs in goals (46), assists (60) and points (106) in the 2015-16 regular season ... Holds franchise single-season record for assists by a rookie (51, 2007-08) ... His 285 goals are the most by a U.S.-born player in franchise history ... Recorded a career-long seven-game goal streak (Nov. 2-15) as part of a franchise-best 26-game point streak (16G, 24A) from Oct. 17-Dec. 13, 2015 ... Skated in a career-high 25:27 on Nov. 6, 2015 at NJD ... Collected his 700th NHL point as part of a two-point night (1G, 1A) on Dec. 29, 2016 at NSH ... Notched playoff career bests with 18 assists and 28 points during the Blackhawks' 2010 Stanley Cup championship run ... Scored a career-high 11 goals during the 2015 Stanley Cup championship run ... Holds franchise record with 11 career playoff game-winning goals, including the Cup-clinching goal in 2010 ... Earned the 2013 Conn Smythe Trophy as the Most Valuable Player in the postseason ... Skated in his 100th career postseason contest in Game 1 of the Second Round vs. MIN on May 1, 2015 ... Won a silver medal at the 2010 Winter Olympics with Team USA ... Named to six NHL All-Star Teams (2009, 2011, 2012, 2015, 2016, 2017) ... Captured the 2008 Calder Memorial Trophy as the NHL's top rookie, the 2016 Hart Trophy as league MVP and 2016 Ted Lindsay Award as MVP as voted on by the NHLPA ... Won the Stanley Cup in 2010, 2013 and 2015 with Chicago.

CAREER

2016-17: Led the club in goals (34), assists (55) and points (89), sharing second in the NHL ... One of three Chicago skaters to play in all 82 regular-season games (A. Panarin, R. Panik), marking the fifth time in his career he has done so ... Finished the regular season ranked sixth in franchise history in points (752), goals (285) and assists (467) ... Recorded two hat tricks (Feb. 23 vs. ARI, March 1 vs. PIT) ... Became the sixth player in team history to record 700 points with a goal and an assist on Dec. 29 at NSH ... Scored twice on a career-high 12 shots on Jan 15 vs. MIN ... Selected for the 2017 All-Star Game in Los Angeles ... Became the club's all-time leading U.S.-born goal-scorer (269) with a tally on Feb. 10 at WPG ... Named the NHL's Third Star for the month of March after recording 22 points (10G, 12A) in 16 outings ... Collected a goal and an assist in four games during the Western Conference First Round vs. NSH. **2015-16:** Set career highs across all offensive categories and led the NHL with 106 points, becoming the first U.S.-born player to capture the Art Ross Trophy as the NHL's leading scorer ... Ranked second in the league with 46 goals and third with 60 assists ... Shared second in the NHL with 17 power-play goals ... Voted captain of the Central Division team at the 2016 All-Star Game, marking his fifth career appearance ... Named NHL's first star for the month of November ... Recorded a career-long seven-game goal streak (Nov. 2-15) as part of a franchise-best 26-game point streak (16G, 24A) from Oct. 17-Dec. 13, marking the longest streak in the NHL since 1992-93 (M. Sundin, 30 games) ... Passed Eddie Olczyk and Phil Kessel for the longest streak by an American-born player at 18 games on Nov. 28 ... Collected his 600th NHL point (1G) on Dec. 8 vs. NSH ... Netted his first career regular-season hat trick and equaled a career high with four points (3G, 1A) on Jan. 15 at TOR ... Set a career high with his 31st goal of the season on Feb. 4 at ARI ... Posted his 400th career assist as part of a four-point night (1G, 3A) on Feb. 15 vs. TOR ... Tallied his career-best 89th point (1G) on March 6 vs. DET ... Recorded his second regular-season hat trick and tied a career best with four points (3G, 1A) on April 3 vs. BOS to reach the 100-point mark for the first time in his career, becoming the first Blackhawks player to reach the mark since 1993-94 (J. Roenick, 107 points) ... Shared the team lead in assists (6) and points (7) in seven Stanley Cup Playoffs tilts. **2014-15:** Ranked second on the team with 27 goals and 64 points in 61 regular-



CAREER HIGHS

| | | | |
|---------|----|------------|----------|
| SOG | 12 | MIN | 01/15/17 |
| GOALS | 3 | FOUR TIMES | |
| ASSISTS | 3 | 11 TIMES | |
| POINTS | 4 | SIX TIMES | |
| PIM | 8 | OTT | 12/10/08 |

KANE VS. NHL

| | GP | G | A | PTS | PIM |
|--------------|------------|------------|------------|------------|------------|
| ANA | 35 | 9 | 19 | 28 | 6 |
| ARI | 32 | 14 | 28 | 42 | 10 |
| BOS | 14 | 7 | 5 | 12 | 4 |
| BUF | 13 | 8 | 7 | 15 | 4 |
| CGY | 34 | 19 | 22 | 41 | 10 |
| CAR | 10 | 1 | 2 | 3 | 10 |
| COL | 39 | 12 | 24 | 36 | 16 |
| CBJ | 40 | 15 | 30 | 45 | 22 |
| DAL | 40 | 23 | 27 | 50 | 14 |
| DET | 43 | 11 | 27 | 38 | 18 |
| EDM | 34 | 13 | 33 | 46 | 20 |
| FLA | 15 | 6 | 11 | 17 | 10 |
| LAK | 33 | 11 | 21 | 32 | 8 |
| MIN | 40 | 16 | 19 | 35 | 8 |
| MTL | 12 | 5 | 7 | 12 | 6 |
| NSH | 53 | 23 | 27 | 50 | 12 |
| NJD | 14 | 3 | 7 | 10 | 8 |
| NYI | 12 | 7 | 9 | 16 | 6 |
| NYR | 12 | 3 | 5 | 8 | 2 |
| OTT | 12 | 3 | 7 | 10 | 10 |
| PHI | 11 | 4 | 9 | 13 | 4 |
| PIT | 11 | 3 | 9 | 12 | 10 |
| SJS | 33 | 8 | 18 | 26 | 8 |
| STL | 53 | 19 | 32 | 51 | 24 |
| TBL | 13 | 6 | 12 | 18 | 4 |
| TOR | 13 | 10 | 12 | 22 | 4 |
| VAN | 34 | 11 | 19 | 30 | 6 |
| WSH | 12 | 3 | 4 | 7 | 4 |
| WPG | 23 | 12 | 15 | 27 | 16 |
| TOTAL | 740 | 285 | 467 | 752 | 284 |

CAREER (CONT.)

season games ... Finished third on the team with 37 assists ... Earned his 500th career point (1A) on Oct. 26 vs. OTT ... Scored his 200th career goal on Jan. 20 vs. ARI ... Served as assistant captain on Team Foligno in his fourth All-Star Game ... Named NHL's second star in December ... Recorded five multi-goal games and nine three-point games ... Missed the last 22 games of the regular season (Feb. 24-April 11) due to injury ... Shared the league lead with a team-high 23 points (1G, 12A) in 23 postseason game en route to the 2015 Stanley Cup championship ... Set a postseason career high in goals ... Logged a league-best seven-game point streak (6G, 4A) from April 21-May 7 ... Skated in his 100th career postseason contest in Game 1 of the Second Round vs. MIN on May 1, becoming the eighth youngest player in league history to reach the milestone ... Netted a goal in Game 2 of the Second Round vs. MIN on May 3 for his 100th career playoff point ... Notched two points (1G, 1A) in Game 6 of the Stanley Cup Final vs. TBL on June 15, including an assist on the game-winner and the insurance goal. **2013-14:** Posted 69 points (29G, 40A) in 69 regular-season games with Chicago ... Shared the team lead with 10 power-play goals and 25 power-play points ... Led the team with 39 road points (21G, 18A) ... Earned NHL First Star of the Month honors in November and December ... Was the only player in the NHL to record two point streaks of at least 10 games ... Led the team with 19 multi-point games and shared second with four three-point outings ... Recorded points in 12 consecutive games (8G, 9A) from Nov. 3-27 ... Registered assists in seven straight games (12A) from Nov. 30-Dec. 11, as part of a season-long 14-game point streak (8G, 17A) from Nov. 30-Dec. 28 ... Skated in a season-high 24:46 on Dec. 6 vs. ANA ... Tied his career high with three assists on Dec. 8 vs. FLA ... Posted his 300th career assist on Dec. 11 vs. PHI ... Took a career-high nine shots on goal on Dec. 27 vs. COL ... Skated in his 500th NHL game on Jan. 26 vs. WPG ... Missed 12 games due to injury (March 21-April 12) ... Recorded 20 points (8G, 12A) in 19 Stanley Cup Playoffs games ... Ranked fifth in the NHL and paced the club in points, marking the second straight postseason he has led the team in scoring ... Ranked second on the team in goals ... Shared the league lead with a career-high 4 GWG (J. Toews) ... Netted the overtime series-clinching GWG in Game 6 at MIN on May 13 ... Set a playoff career high in assists and points (4A) in Game 5 vs. LAK on May 28 ... Collected two four-game point streaks (April 23-May 2, 4G, 3A; May 26-June 1, 2G, 8A). **2012-13:** Split the season between Chicago and Switzerland's EHC Biel ... Ranked fifth in the NHL with a team-high 55 points (23G, 32A) in 47 regular-season games ... Shared the team lead with 23 goals, fifth-most in the league ... Paced team forwards with 20:03 of average ice time ... Shared 13th in the league with a team-high 17 power-play points (8G, 9A) ... Was one of two NHL players to register two separate point streaks of eight-plus games (March 10-29, 6G, 9A; Feb. 2-15, 7G, 5A) ... Skated in his 400th NHL game on Jan. 19 at LAK ... Notched his 400th career point with an assist on March 14 at CBJ ... Skated a season-high 25:21 on March 20 at ANA ... Named a finalist for the 2013 Lady Byng Memorial Trophy ... Ranked fourth on the club with 23 points (13G, 10A) in 20 regular-season games with Biel ... Ranked third on the team with 13 goals ... Earned silver with HC Davos in the Spengler Cup Championship ... Registered five points (4G, 1A) in as many games during the tournament, including the game-winner in the semifinal ... Won the 2013 Conn Smythe Trophy as the most valuable player of the Stanley Cup Playoffs ... Shared second in the league with a team-high 19 points in 23 postseason games en route to the 2013 Stanley Cup championship ... Shared second in the NHL with nine goals and ninth with 10 assists ... Netted his second career playoff hat trick, including the series-clinching goal in double overtime, in Game 5 of the Western Conference Final vs. LAK on June 8 ... Recorded a postseason career-high 37:49 TOI on June 12 in Game 1 of the Stanley Cup Final vs. BOS. **2011-12:** Ranked second on the club with 43 assists and third with 66 points (23G, 43A) in 82 regular-season games ... Became the third player in franchise history with 20 or more goals in each of his first five NHL seasons (J. Toews, D. Savard) ... Ranked second on the team with 15 goals and 38 points at home ... Paced club forwards with 20 assists on the road ... Won a career-high 240 faceoffs ... Finished sixth in the NHL with a team-high six shootout goals, while his four game-deciding markers shared second in the league ... Potted a goal for the victorious Team Chara at the 2012 NHL All-Star Game in Ottawa, his third career appearance ... Voted as the winner in the Breakaway Challenge during the 2012 All-Star Skills Challenge ... Logged a season-high 25:21 of ice time on Dec. 11 vs. SJS ... Paced Blackhawks forwards in total, even-strength and power-play TOI ... Registered six points (3G, 3A) during a five-game point streak from March 9-18 ... Notched eight points (1G, 7A) during a five-game point streak from Nov. 29-Dec. 8 ... Equaled a career high with three assists on Nov. 4 at TBL ... Led the team with four assists in six postseason appearances vs. ARI in the Western Conference Quarterfinals ... Shared second among club forwards with a postseason career-high average TOI of 21:58 ... Notched two assists and tallied a postseason career-high 7 SOG in Game 1 on April 12. **2010-11:** Collected a team-best 46 assists and ranked second with 73 points in 73 regular-season contests ... Paced the Blackhawks with 22 goals and shared the club lead with 49 points at even strength ... Posted 21 multi-point outings and shared the club lead with six three-point efforts ... Became the second-youngest player in franchise history to collect his 200th career assist (D. Savard) on April 10 vs. DET ... Recorded his 300th NHL point with a goal on April 5 at MTL, becoming the second-youngest player in franchise history to do so (D. Savard) ... Became the third-youngest player in franchise history to reach the 100-goal plateau (J. Roenick, B. Hull) on March 14 vs. SJS ... Reached the 300-game milestone on March 4 vs. CAR ... Compiled a season-long seven-game point streak from Feb. 27-March 9 (3G, 6A) ... Collected one assist for Team Lidstrom in the 2011 NHL All-Star Game, the second All-Star Game of his career ... Registered his first multi-goal effort and his first three-point outing of the year (2G, 1A) on Nov. 6 at ATL ... Missed nine games due to injury (Oct. 15, Dec. 8-26) ... Paced the Blackhawks with five assists and shared the club lead with six points (1G, 5A) in seven games during the WCQF vs. VAN. **2009-10:** Led the Blackhawks and American-born NHL players, and ranked ninth in the NHL, with 88 points (30G, 58A) ... Paced the team with 28 power-play points (9G, 19A) ... Led the club with 25 multi-point games, including a team-best five three-point outings ... Became the youngest player (21y, 68d) in Blackhawks franchise history to reach the 200-point plateau with an assist on Jan. 26 at EDM ... Collected his 100th NHL assist on Oct. 12 vs. CGY ... Tied a career high with three assists on Jan. 16 at CBJ ... Compiled a season-long 11-game point streak (9G, 9A) from Dec. 22-Jan. 9, including a five-game goal streak (7G) from Dec. 22-29 ... Skated in his 200th regular-season game on Dec. 27 vs. NSH ... Recorded 13 points (5G, 8A) over a nine-game point streak from Oct. 30-Nov. 21 ... Scored in five straight games (5G) from Nov. 11-21 ... Tallied four points (2G, 2A) to lead the team in scoring during NHL Premiere 2009 in Helsinki, Finland, from Oct. 2-3 ... Scored at 4:06 of overtime in Game 6 of the Stanley Cup Final on June 9 at Wachovia Center in Philadelphia to give the Blackhawks a 4-3 victory and clinch the organization's first Stanley Cup since 1961 ... Ranked third in the league with a career-high 28 postseason points ... Tied for second with a career-high 18 assists ... Registered at least one point in 18 of 22 postseason tilts ... Paced Chicago with nine multi-point games in the playoffs ... Led the Blackhawks with eight points (3G, 5A) in the SCF ... Scored the first shorthanded goal of his NHL career at 19:46 of the third period in Game 5 of the WCQF vs. NSH on April 24. **2008-09:** Ranked second on the club with 70 points, shared second with 45 assists and finished

LEADERSHIP

PLAYERS

2016-17

OPPONENTS

TRADITION

RECORDS

PLAYOFFS

HISTORY

MINORS

NHL

MEDIA

LEADERSHIP

PLAYERS

2016-17

OPPONENTS

TRADITION

RECORDS

PLAYOFFS

HISTORY

MINORS

NHL

MEDIA



CAREER (CONT.)

fifth with 25 goals in 80 regular-season games ... Paced Chicago with 13 PPG and 35 power-play points ... Led the team with 36 road points and shared the lead with 17 road goals ... Named to the Western Conference starting lineup for the 2009 NHL All-Star Game in Montreal, finishing as the team's leading vote-getter ... Netted two points (1G, 1A) in his first NHL All-Star Game ... Participated in the Fan Fav NHL Breakaway Challenge during the skills competition ... Led the club with 254 shots on goal and paced team forwards with 18:39 of average TOI ... Posted a season-long five-game point streak on six different occasions ... Notched 16 multi-point performances, including six with a season-high three points, and two multi-goal games ... Accrued a career-high 8 PIM on Dec. 10 vs. OTT ... Missed two games due to injury (Jan. 4-6) ... Led the club with nine goals and ranked second with 14 points in 16 contests during his Stanley Cup Playoffs debut ... Paced Chicago with six goals and eight points in six games in the Western Conference Semifinals vs. VAN ... Became the third-youngest player (20y, 173d) in Stanley Cup Playoffs history at the time to post a hat trick (T. Kennedy, W. Gretzky) when he netted his first professional hat trick in the series-clinching Game 6 of the WCSF on May 11 ... Netted two goals in Game 1 of the WCSF vs. VAN on April 30 ... Posted a three-game goal-scoring and multi-point streak from April 27-May 2 ... Netted his first NHL postseason goal on April 22 at CGY ... Tallied two points (1G, 1A) on April 27 in Game 6 vs. CGY ... Missed Game 3 of the WCQF on April 20 at CGY due to injury ... Posted his first NHL playoff point (1A) on April 18 vs. CGY ... Netted Chicago's first goal of the regular season on Oct. 10 and the final marker of the team's playoff run on May 27. **2007-08:** Captured the 2008 Calder Trophy as the NHL's top rookie, becoming the eighth Blackhawks player to accomplish the feat ... Led the team and NHL rookies with 72 points (21G, 51A) in 82 regular-season games ... Established a franchise rookie record with 51 assists, which paced the team and ranked second among league rookies ... Led the squad and NHL rookies with 28 power-play points ... Shared the NHL lead with seven shootout goals and converted 7 of 9 attempts during the season ... Collected a career-high four points (2G, 2A) on Oct. 23 vs. CBJ ... Dished out a career-most three assists on Nov. 28 vs. TBL ... Tallied two goals in the YoungStars Game during the 2008 NHL All-Star Game in Atlanta ... Named the NHL's Rookie of the Month for October after registering 16 points (5G, 11A) ... Notched a season-long six-game point streak (1G, 6A) from Dec. 23-Jan. 4 ... Scored his first NHL goal on Oct. 19 vs. COL as part of a three-point night ... Netted the game-winning shootout goal vs. DET on Oct. 6 after posting his first career NHL point (1A) in regulation. **2006-07:** Captured the Ontario Hockey League scoring title with 145 points (62G, 83A) in 58 regular-season games with the London Knights ... Earned the Emms Family Award as the OHL Rookie of the Year and was runner-up for the Red Tilson Trophy as OHL MVP.

INTERNATIONAL CAREER

Represented Team USA at the 2016 World Cup of Hockey, tallying two assists in three tilts ... Made his second career Olympic appearance at the 2014 Winter Games in Sochi, tallying four assists in six games with Team USA ... Ranked third among American forwards with 17:42 of ice time per game ... Was the second-youngest medalist in hockey at the 2010 Winter Olympic Games in Vancouver, earning a silver medal as the youngest member of the USA squad ... Ranked third on Team USA with five points (3G, 2A), including four points in the medal rounds against Finland (2G) and Canada (2A) ... Represented Team USA at the 2008 World Junior Championship and was selected to the First All-Star Team after sharing first on the team with 10 points (3G, 7A) ... Won a gold medal at the 2006 U18 WJC, leading the team in goals (7) and pacing the tournament with 12 points in six games ... Led the USA U17 Select Team with seven points in four games at the 2004 U17 Five Nations Tournament in Halle, Germany.

CAREER STATISTICS

| SEASON | TEAM | LEAGUE | REGULAR SEASON | | | | | | | PLAYOFFS | | | | | | |
|------------|---------|---------|----------------|-----|-----|-----|-----|-----|-----|----------|----|-----|-----|-----|-----|---|
| | | | GP | G | A | PTS | +/- | PIM | | GP | G | A | PTS | +/- | PIM | |
| 2003-04 | Detroit | MWEHL | 70 | 83 | 77 | 160 | - | - | - | - | - | - | - | - | - | - |
| 2004-05 | USNTDP | U17 | 63 | 32 | 38 | 70 | - | 16 | 9 | 7 | 8 | 15 | 0 | 2 | | |
| 2005-06 | USNTDP | U18 | 58 | 52 | 50 | 102 | - | 22 | - | - | - | - | - | - | - | - |
| | USA | WJC U18 | 6 | 7 | 5 | 12 | 5 | 2 | - | - | - | - | - | - | - | - |
| 2006-07 | London | OHL | 58 | 62 | 83 | 145 | 42 | 52 | 16 | 10 | 21 | 31 | 2 | 2 | 16 | |
| | USA | WJC | 7 | 5 | 4 | 9 | 2 | 4 | - | - | - | - | - | - | - | - |
| 2007-08 | CHICAGO | NHL | 82 | 21 | 51 | 72 | -5 | 52 | - | - | - | - | - | - | - | - |
| | USA | WC | 7 | 3 | 7 | 10 | 0 | 0 | - | - | - | - | - | - | - | - |
| 2008-09 | CHICAGO | NHL | 80 | 25 | 45 | 70 | -2 | 42 | 16 | 9 | 5 | 14 | -9 | 12 | | |
| 2009-10 | CHICAGO | NHL | 82 | 30 | 58 | 88 | 16 | 20 | 22 | 10 | 18 | 28 | -2 | 6 | | |
| | USA | OLY | 6 | 3 | 2 | 5 | 4 | 2 | - | - | - | - | - | - | - | - |
| 2010-11 | CHICAGO | NHL | 73 | 27 | 46 | 73 | 7 | 28 | 7 | 1 | 5 | 6 | -1 | 2 | | |
| 2011-12 | CHICAGO | NHL | 82 | 23 | 43 | 66 | 7 | 40 | 6 | 0 | 4 | 4 | 1 | 10 | | |
| 2012-13 | CHICAGO | NHL | 47 | 23 | 32 | 55 | 11 | 8 | 23 | 9 | 10 | 19 | 7 | 8 | | |
| | Biel | Swiss | 20 | 13 | 10 | 23 | - | 6 | - | - | - | - | - | - | - | - |
| 2013-14 | CHICAGO | NHL | 69 | 29 | 40 | 69 | 7 | 22 | 19 | 8 | 12 | 20 | 5 | 8 | | |
| | USA | OLY | 6 | 0 | 4 | 4 | 2 | 6 | - | - | - | - | - | - | - | - |
| 2014-15 | CHICAGO | NHL | 61 | 27 | 37 | 64 | 10 | 10 | 23 | 11 | 12 | 23 | 7 | 0 | | |
| 2015-16 | CHICAGO | NHL | 82 | 46 | 60 | 106 | 17 | 30 | 7 | 1 | 6 | 7 | -1 | 14 | | |
| 2016-17 | CHICAGO | NHL | 82 | 34 | 55 | 89 | 11 | 32 | 4 | 1 | 1 | 2 | -3 | 2 | | |
| | USA | W-CUP | 3 | 0 | 2 | 2 | -4 | 0 | - | - | - | - | - | - | - | - |
| NHL TOTALS | | | 740 | 285 | 467 | 752 | 79 | 284 | 127 | 50 | 73 | 123 | 4 | 62 | | |

DUNCAN KEITH

DEFENSE • 2

SHOOTS: **LEFT**

HEIGHT: **6'1"** WEIGHT: **192**

BIRTHDATE: **JULY 16, 1983**

BIRTHPLACE: **WINNIPEG, MANITOBA**

HOMETOWN: **PENTICTON, BRITISH COLUMBIA**



DRAFT POSITION

Blackhawks' second-round selection (54th overall) in the 2002 National Hockey League Draft.

CAREER HIGHLIGHTS

Posted career-best numbers in the 2009-10 regular season with 14 goals, 55 assists and 69 points ... Matched his career best with 55 assists in 2013-14 ... Has led Chicago in average ice time for 12 consecutive seasons ... Is one of four defensemen in franchise history to reach the 30-point mark in 10 or more seasons and one of three to record two seasons of 60-plus points (C. Chelios, D. Wilson) ... Recorded a regular-season career-high ice time of 34:32 on March 9, 2011 at TBL ... Recorded a career-long eight-game point and assist streak (10A) from Nov. 19-Dec. 3, 2013 ... Skated in his 900th NHL game on March 10, 2017 at DET ... Earned the 2015 Conn Smythe Trophy as the Most Valuable Player in the postseason ... Notched playoff career bests in assists (18) and points (21, tying a franchise record among defensemen) during the 2015 postseason ... Skated in a postseason career-high 49:51 of TOI on May 19, 2015, in Game 2 of the Western Conference Final vs. ANA ... Set a playoff career-long five-game assist streak (8A) from May 23-June 3, 2015 ... Won the gold medal with Team Canada at the 2010 and 2014 Winter Olympics ... Named to four NHL All-Star Games (2008, 2011, 2015, 2017) ... Two-time winner of the James Norris Trophy as the NHL's top defenseman (2010, 2014) ... Won the Stanley Cup in 2010, 2013 and 2015 with Chicago.

CAREER

2016-17: Led Blackhawks defensemen in goals (6), assists (47) and points (53) in 80 regular-season games ... Collected two assists on Dec. 15 vs. NYI to pass P. Pilote for fourth-most points (478) by a Blackhawks defenseman ... Tallied his 400th career assist on Jan. 5 ... Selected to the 2017 All-Star Game in Los Angeles ... Dished out an assist for his 500th career point on Feb. 26 vs. STL ... Recorded assists in four straight games (4A) from Feb. 26-March 4 ... Became the eighth player in team history to skate in 900 games on March 10 at DET ... Collected one helper in four games in the Western Conference First Round vs. NSH. **2015-16:** Ranked second among team defensemen with 43 points (9G, 34A) in 67 regular-season games ... Ranked second on the team with 179:32 of shorthanded ice time and fourth with 116 blocked shots ... Recorded a six-game point streak (2G, 6A) from Nov. 25-Dec. 6 ... Became the sixth defenseman in franchise history to reach 800 games played on Jan. 10 vs. COL ... Logged a season-high 31:38 on Feb. 4 at ARI ... Missed 10 games (Oct. 22-Nov. 12) due to injury and six games (April 1-13) due to suspension ... Led team defensemen with five points (3G, 2A) in six postseason games during the WCFR vs. STL ... Missed Game 1 due to suspension. **2014-15:** Led club defensemen with 45 points and ranked fourth on the team with 35 assists ... Ranked seventh in the NHL with a team-high 25:33 of ice time, marking the 10th consecutive season he has led the club in TOI ... Notched five multi-point outings and four four-game point streaks ... Skated in his 700th NHL game on Nov. 7 vs. WSH ... Made his third career NHL All-Star game appearance on Jan. 25 in Columbus, registering one assist ... Tallied his 400th career point with the game-winning goal on Jan. 30 at ANA ... Paced league defensemen with a career-best 18 assists and 21 points in 23 postseason contests en route to the 2015 Stanley Cup championship ... Equaled a franchise record for points by a defenseman in one playoff year ... Became the fourth skater in league history to log 700 minutes in one playoff year since TOI was introduced as an official stat in 1998 ... Skated in his 100th career postseason game in Game 1 of the Second Round vs. MIN on May 1 ... Registered a playoff career-high 49:51 of TOI on May 19 in Game 2 of the Western Conference Final vs. ANA ... Set a playoff career-long five-game assist streak (8A) from May 23-June 3 ... Netted the Stanley Cup-clinching goal in Game 6 of the Stanley Cup Final vs.



CAREER HIGHS

| | | | |
|---------|----|-------|----------|
| SOG | 8 | @ VAN | 01/23/10 |
| GOALS | 2 | | TWICE |
| ASSISTS | 4 | @ CBJ | 03/20/12 |
| POINTS | 4 | @ CBJ | 03/20/12 |
| PIM | 19 | @ SJS | 02/05/13 |

KEITH VS. NHL

| | GP | G | A | PTS | PIM |
|--------------|------------|-----------|------------|------------|------------|
| ANA | 41 | 4 | 14 | 18 | 27 |
| ARI | 42 | 3 | 24 | 27 | 20 |
| BOS | 15 | 2 | 5 | 7 | 4 |
| BUF | 15 | 2 | 11 | 13 | 10 |
| CGY | 43 | 4 | 19 | 23 | 21 |
| CAR | 14 | 0 | 3 | 3 | 2 |
| COL | 48 | 2 | 28 | 30 | 22 |
| CBJ | 59 | 6 | 30 | 36 | 35 |
| DAL | 50 | 5 | 23 | 28 | 24 |
| DET | 59 | 7 | 27 | 34 | 34 |
| EDM | 42 | 8 | 20 | 28 | 24 |
| FLA | 15 | 1 | 7 | 8 | 0 |
| LAK | 42 | 4 | 26 | 30 | 14 |
| MIN | 45 | 5 | 16 | 21 | 22 |
| NHL | 14 | 0 | 7 | 7 | 8 |
| MTL | 69 | 6 | 34 | 40 | 40 |
| NJD | 13 | 1 | 10 | 11 | 4 |
| NYI | 15 | 0 | 10 | 10 | 2 |
| NYR | 15 | 1 | 7 | 8 | 4 |
| OTT | 14 | 2 | 7 | 9 | 8 |
| PHI | 14 | 2 | 5 | 7 | 0 |
| PIT | 14 | 0 | 4 | 4 | 10 |
| SJS | 43 | 5 | 16 | 21 | 41 |
| STL | 67 | 9 | 23 | 32 | 50 |
| TBL | 13 | 2 | 5 | 7 | 10 |
| TOR | 14 | 2 | 13 | 15 | 4 |
| VAN | 42 | 3 | 13 | 16 | 49 |
| WSH | 13 | 1 | 6 | 7 | 4 |
| WPG | 23 | 3 | 8 | 11 | 14 |
| TOTAL | 913 | 90 | 421 | 511 | 507 |

CAREER (CONT.)

TBL on June 15 to help Chicago win the championship on home ice for the first time since since April 12, 1938 ... Won the 2015 Conn Smythe Trophy as the most valuable player in the postseason, the first defenseman to do so since 2007 (S. Niedermayer). **2013-14:** Awarded the 2014 Norris Trophy as the league's best defenseman ... Paced team blueliners and ranked second among NHL defensemen with 61 points (6G, 55A) in 79 regular-season games ... Ranked sixth in the league and matched his career high with a club-most 55 assists ... Ranked seventh among league blueliners with 198 shots on goal ... Led the team with 24:38 TOI per game ... Recorded a career-long eight-game point and assist streak (10A) from Nov. 19-Dec. 3 ... Reached the 40-assist mark in 46 games, the quickest for a defenseman in franchise history ... Posted his 300th career assist on March 16 vs. DET ... Named the NHL's Third Star for the week ending Dec. 1 ... Shared sixth among NHL defensemen with 12 multi-point games ... Missed one game due to illness (Jan. 23) ... Registered 11 points (4G, 7A) in 19 Stanley Cup Playoffs games ... Ranked second among team defensemen in scoring ... Ranked sixth in the NHL with a team-high 27:49 of average ice time ... Equaled a playoff career high with four points and three assists in Game 6 of the Western Conference First Round vs. STL on April 27, and was one of only two NHL defensemen to record four points in a single game during the postseason. **2012-13:** Paced team defensemen and shared fourth on the club with 27 points (3G, 24A) in 47 regular-season games ... Shared fifth among NHL defensemen in assists ... Recorded a career-high 19 PIM on Feb. 5 at SJS ... Posted five multi-point games, including two three-point outings ... Registered a season-high three assists on March 25 vs. LAK, including his 300th NHL helper ... Appeared in his 600th NHL game on April 12 vs. DET ... Skated in a season-high 30:30 on April 20 vs. ARI ... Shared third among league defensemen with 13 points in 22 postseason games en route to the 2013 Stanley Cup championship ... Shared first on the team and seventh in the league with 11 helpers ... Registered over 40 minutes of ice time in back-to-back games, including a postseason-high 48:40 on June 12 in Game 1 of the Stanley Cup Final vs. BOS ... Missed one game due to suspension (June 6). **2011-12:** Led team defensemen with 36 assists and 40 points in 74 regular-season tilts ... His 36 helpers shared third on the team ... Shared first in the NHL with a team-high 26:53 TOI per game, marking the seventh consecutive season in which he led Chicago in ice time ... Paced team defensemen with nine multi-point efforts and 162 shots on goal ... Led Blackhawks defensemen with four goals and ranked second with 19 points at the United Center ... Collected his 200th NHL assist on Nov. 18 at CGY ... Posted a season-long five-game point streak (2G, 4A) from Nov. 10-18 ... Registered a season-high six blocked shots on Jan. 31 at VAN ... Notched a career-high four assists on March 20 at CBJ ... Missed three games due to injury (Nov. 3-6) and five games due to suspension (March 25-April 1) ... Registered one assist in six postseason appearances in the 2012 Western Conference Quarterfinals vs. ARI ... Led the league with a postseason career-high average TOI of 30:15. **2010-11:** Ranked second among club defensemen with seven goals, 38 assists and 45 points ... Led the NHL for the first time in his career with 26:53 of ice time per game, his sixth straight season pacing the club in TOI ... Finished second among team blueliners with nine multi-point efforts, including one season-high three-point outing (Oct. 29 vs. EDM, 3A) ... Voted by fans as one of two starting defensemen for the 2011 NHL All-Star Game in Raleigh ... Collected one assist for Team Lidstrom in his second career All-Star appearance ... Recorded a season-high 6 SOG twice (Jan. 25 vs. MIN, Feb. 27 vs. ARI) ... Logged more than 30:00 of ice time 13 times, including a regular-season career-high 34:32 on March 9 at TBL ... Netted a team-best four goals and tied for the club lead with six points in seven games vs. VAN in the 2011 WCQF ... Logged a team-high 26:55 TOI per game ... Notched the GWG in Game 4 on April 19 ... Registered a postseason career-high four points (2G, 2A) in Game 5 on April 21. **2009-10:** Won the 2010 James Norris Memorial Trophy as the NHL's top defenseman ... Ranked second on the team and second among NHL defensemen with a career-high 69 points, including career bests in goals (14) and assists (55) ... Posted the most points by a Chicago defenseman since 1995-96 (C. Chelios, 72) ... Led league blueliners in goals (10), assists (38) and points (48) at even strength ... Ranked second among NHL defensemen with 15 multi-point outings ... Led league defensemen and shared third overall with five shorthanded points (1G, 4A) ... Ranked second on the club with 143 blocked shots ... Paced the club for the fifth consecutive season and ranked second in the league with an average TOI of 26:35 ... Collected his 100th NHL assist on Oct. 14 vs. EDM ... Recorded a multi-goal game in a three-point night (2G, 1A) on Jan. 7 at BOS ... Registered assists in seven consecutive games from Dec. 18-29, marking the team's longest assist streak of the campaign ... Collected a season-high three assists twice (Nov. 19 at CGY, Nov. 25 at SJS) ... Logged over 30:00 eight times, including a season-high 32:40 on March 14 vs. WSH ... Finished second among NHL defensemen with 17 points (2G, 15A) in 22 playoff tilts, helping the Blackhawks win the 2010 Stanley Cup championship ... Ranked third on the club with a career-best 15 assists in the postseason ... Recorded three multi-point outings ... Established a postseason career high with three assists in Game 4 of the Stanley Cup Final on June 4 at PHI ... Paced blueliners and ranked seventh overall in the postseason with 61 SOG. **2008-09:** Led NHL defensemen and tied for fourth overall in the league with a career-high +33 plus/minus rating ... Shared the lead among team defensemen with eight goals and ranked second among team blueliners with 36 assists and 44 points in 77 regular-season games ... Led the Blackhawks in TOI for the fourth consecutive season, averaging 25:34 per game and ranking seventh in the league ... Posted points in five straight contests (1G, 5A) from Jan. 11-31 ... Posted a season-high three assists on March 22 vs. LAK ... Recorded 13 multi-point performances ... Tallied the overtime winner on Dec. 19 at CGY, his 100th career NHL point ... Logged a season-high 32:00 TOI on Oct. 18 at STL ... Missed four games due to injury (Jan. 16-21), snapping a streak of 273 consecutive games ... Collected six assists and 10 PIM in 17 games during his Stanley Cup Playoffs debut ... Ranked second on Chicago in average TOI (24:38) and third in blocked shots (30) ... Tallied his first career postseason points (2A) in Game 1 of the Western Conference Semifinals vs. VAN on April 30 ... Tallied assists in three straight games (4A) from April 30-May 5. **2007-08:** Played 82 regular-season games for the second consecutive season ... Led the squad for the third straight season with 25:33 of average TOI ... Logged a season-high 34:14 TOI on Jan. 8 vs. MTL ... Skated in his 200th career NHL tilt on Dec. 30 vs. LAK ... Paced team defensemen with 12 goals and shared first with 32 points ... Represented Chicago at the 2008 NHL All-Star Game in Atlanta ... Notched a season-high two points five times, including a season-best two assists twice ... Tallied a point in a season-long three straight games (1G, 2A) from Feb. 2-7. **2006-07:** Led team defensemen with 29 assists and 31 points while skating in all 82 regular-season tilts ... Paced the squad in average TOI (23:35) and blocked shots (48) ... Awarded his first career penalty shot on March 30 against CBJ (no goal). **2005-06:** Made his NHL debut, posting 21 points (9G, 12A) in 81 regular-season contests with Chicago ... Ranked second among NHL rookie blueliners with a team-high 23:25 average TOI and shared fourth among NHL first-year defensemen with nine goals ... Skated 24:18 in his NHL debut on Oct. 5 vs. ANA ... Accrued a career-high 79 PIM. **2004-05:** Recorded 17 assists and 26 points in 79 regular-season games with the

| LEADERSHIP | PLAYERS | 2016-17 | OPPONENTS | TRADITION | RECORDS | PLAYOFFS | HISTORY | MINORS | NHL | MEDIA |
|------------|---------|---------|-----------|-----------|---------|----------|---------|--------|-----|-------|
|------------|---------|---------|-----------|-----------|---------|----------|---------|--------|-----|-------|

DUNCAN KEITH

LEADERSHIP

PLAYERS

2016-17

OPPONENTS

TRADITION

RECORDS

PLAYOFFS

HISTORY

MINORS

NHL

MEDIA



CAREER (CONT.)

American Hockey League's Norfolk Admirals ... Posted the only hat trick of his professional career on Feb. 18 vs. Hershey ... Racked up 14 PIM and was held scoreless in six Calder Cup Playoffs contests. **2003-04:** Made his professional debut in 75 regular-season games with Norfolk, posting seven goals, 25 points and 44 PIM ... Made his professional postseason debut, accruing two points (1G, 1A) in eight tilts. **2002-03:** Split the season between the Western Hockey League's Kelowna Rockets and the Central Collegiate Hockey League's Michigan State ... Amassed 46 points (11G, 35A) in 37 regular-season matchups with Kelowna ... Added 14 points (3G, 11A) in 19 playoff outings with Kelowna ... Opened the season with Michigan State, posting three goals and five assists in 13 contests. **2001-02:** Recorded 15 points (3G, 12A) and 18 PIM in 41 games with Michigan State. **2000-01:** Played in 60 games for Penticton of the British Columbia Hockey League, accruing 64 assists, 82 points and 61 PIM ... Appeared in nine playoff games for Penticton, registering 10 points (4G, 6A) and 18 PIM.

INTERNATIONAL CAREER

Won a gold medal with Team Canada at the 2014 Olympic Games in Sochi, tallying one assist in six games ... Led Team Canada at the 2012 World Championship with 10 assists and 11 points in eight games, while averaging a team-high 22:28 TOI ... Won a gold medal with Team Canada at the 2010 Winter Olympic Games in Vancouver ... Tied for 10th in the tournament and second among defensemen with six points (6A) ... Led Team Canada with an average TOI of 20:44 ... Skated for Team Canada at the 2008 IIHF World Championship, accruing two assists and 6 PIM in nine games.

CAREER STATISTICS

| SEASON | TEAM | LEAGUE | REGULAR SEASON | | | | | | PLAYOFFS | | | | | |
|------------|----------------|--------|----------------|----|-----|-----|-----|-----|----------|----|----|-----|-----|-----|
| | | | GP | G | A | PTS | +/- | PIM | GP | G | A | PTS | +/- | PIM |
| 1998-99 | Penticton | BCAHA | 44 | 51 | 57 | 108 | - | 45 | - | - | - | - | - | - |
| 1999-2000 | Penticton | BCHL | 59 | 9 | 27 | 36 | - | 37 | - | - | - | - | - | - |
| 2000-01 | Penticton | BCHL | 60 | 18 | 64 | 82 | - | 61 | 9 | 4 | 6 | 10 | - | 18 |
| 2001-02 | Michigan State | NCAA | 41 | 3 | 12 | 15 | - | 18 | - | - | - | - | - | - |
| 2002-03 | Kelowna | WHL | 37 | 11 | 35 | 46 | 32 | 60 | 19 | 3 | 11 | 14 | 5 | 12 |
| | Michigan State | NCAA | 15 | 3 | 6 | 9 | - | 8 | - | - | - | - | - | - |
| 2003-04 | Norfolk | AHL | 75 | 7 | 18 | 25 | -8 | 44 | 8 | 1 | 1 | 2 | -2 | 6 |
| 2004-05 | Norfolk | AHL | 79 | 9 | 17 | 26 | - | 78 | 6 | 0 | 0 | 0 | -3 | 14 |
| 2005-06 | CHICAGO | NHL | 81 | 9 | 12 | 21 | -11 | 79 | - | - | - | - | - | - |
| 2006-07 | CHICAGO | NHL | 82 | 2 | 29 | 31 | - | 76 | - | - | - | - | - | - |
| 2007-08 | CHICAGO | NHL | 82 | 12 | 20 | 32 | 30 | 56 | - | - | - | - | - | - |
| | Canada | WC | 9 | 0 | 2 | 2 | - | 6 | - | - | - | - | - | - |
| 2008-09 | CHICAGO | NHL | 77 | 8 | 36 | 44 | 33 | 60 | 17 | 0 | 6 | 6 | 1 | 10 |
| 2009-10 | CHICAGO | NHL | 82 | 14 | 55 | 69 | 21 | 51 | 22 | 2 | 15 | 17 | 2 | 10 |
| | Canada | OLY | 7 | 0 | 6 | 6 | 6 | 2 | - | - | - | - | - | - |
| 2010-11 | CHICAGO | NHL | 82 | 7 | 38 | 45 | -1 | 22 | 7 | 4 | 2 | 6 | -3 | 6 |
| 2011-12 | CHICAGO | NHL | 74 | 4 | 36 | 40 | 15 | 42 | 6 | 0 | 1 | 1 | 1 | 2 |
| | Canada | WC | 8 | 1 | 10 | 11 | 7 | 0 | - | - | - | - | - | - |
| 2012-13 | CHICAGO | NHL | 47 | 3 | 24 | 27 | 16 | 31 | 22 | 2 | 11 | 13 | 10 | 18 |
| 2013-14 | CHICAGO | NHL | 79 | 6 | 55 | 61 | 22 | 28 | 19 | 4 | 7 | 11 | 7 | 8 |
| | Canada | OLY | 6 | 0 | 1 | 1 | 6 | 4 | - | - | - | - | - | - |
| 2014-15 | CHICAGO | NHL | 80 | 10 | 35 | 45 | 12 | 20 | 23 | 3 | 18 | 21 | 16 | 4 |
| 2015-16 | CHICAGO | NHL | 67 | 9 | 34 | 43 | 13 | 26 | 6 | 3 | 2 | 5 | 3 | 2 |
| 2016-17 | CHICAGO | NHL | 80 | 6 | 47 | 53 | 22 | 16 | 4 | 0 | 1 | 1 | -6 | 2 |
| NHL TOTALS | | | 913 | 90 | 421 | 511 | 172 | 507 | 126 | 18 | 63 | 81 | 31 | 62 |

MICHAL KEMPNY


DEFENSE • 6

SHOOTS: **LEFT**

HEIGHT: **6'0"** WEIGHT: **194**

BIRTHDATE: **SEPT. 8, 1990**

BIRTHPLACE: **HODONIN, CZECH REPUBLIC**



DRAFT POSITION

Undrafted.

CAREER TRANSACTIONS

Signed as free agent by Chicago on May 24, 2016.

CAREER HIGHLIGHTS

Made his National Hockey League debut with Chicago on Oct. 12, 2016 vs. STL ... Notched his first career multi-point game (1G, 1A), along with his first career NHL goal, on Dec. 30, 2016 at CAR ... Selected as the Kontinental Hockey League's Defenseman of the Week three times during the 2015-16 season (Sept. 13, Jan. 17, Gagarin Cup Quarterfinals).

CAREER

2016-17: Notched eight points (2G, 6A) in 50 regular-season games with the Blackhawks in his first North American campaign ... Made his NHL debut on Oct. 12 vs. STL ... Notched his first career NHL point with an assist at CGY on Nov. 18 ... Notched his first career multi-point game (1G, 1A), along with his first career NHL goal, on Dec. 30 at CAR ... Registered points in a career-long three straight games (2G, 2A) from Dec. 30-Jan. 5, including goals in back-to-back games ... Made his Stanley Cup Playoffs debut in Game 4 of the Western Conference First Round vs. NSH on April 20. **2015-16:** Made his KHL debut, tallying 21 points (5G, 16A) in 59 regular-season games with Avangard Omsk ... His 21 points paced club defensemen and ranked seventh overall on the team ... Led Avangard blueliners with 117 shots on goal ... Averaged 22:17 of ice time ... Skated in 11 postseason contests for Avangard, posting two helpers. **2014-15:** Skated in 43 regular-season games for HC Kometa Brno in the Czech Extraliga ... Served as an alternate captain ... Led team defensemen with eight goals and 21 helpers ... His 29 points were fifth on the club ... Competed in two playoff games, netting one goal. **2013-14:** Recorded seven goals and eight helpers in 51 regular-season games with Kometa Brno ... Shared third among club blueliners with 15 points ... Shared the team lead among defensemen with six points (2G, 4A) in 18 postseason tilts. **2012-13:** Notched five goals and nine assists in 51 regular-season tilts on loan with Slavia Praha of the Czech Extraliga ... Skated in 11 postseason games, finishing second among club blueliners with four points (1G, 3A). **2011-12:** Split the season between Kometa Brno and Havlickuv Brod ... Competed in 23 regular-season games with Kometa Brno ... Registered one goal and one assist ... Skated in three regular-season games with Havlickuv Brod ... Skated in three playoff tilts with Kometa Brno's U20 team, tallying two helpers. **2010-11:** Split the season between Kometa Brno and Havlickuv Brod of the Czech second division ... Held scoreless in 21 regular-season games with Kometa Brno, logging 14 penalty minutes ... Also played one regular-season game with Kometa Brno U20 ... Collected seven points (3G, 4A) and 26 PIM in 32 regular-season games with Havlickuv Brod ... Tallied seven points (1G, 6A) in 14 playoff games with Havlickuv Brod. **2009-10:** Split the season between Kometa Brno and Horacka Slavia Trebic of the Czech second division ... Did not record a point in 24 regular-season games for Kometa Brno ... Netted one goal for Kometa Brno in the regulation playoffs ... Tallied three points (2G, 1A) and 34 PIM in eight games with Kometa Brno's U20 squad ... Scored one goal in eight regular-season games with Horacka Slavia Trebic ... Added three points (2G, 1A) and 32 PIM in 11 playoff tilts. **2008-09:** Split the season between Kometa Brno of the Czech second division and SHK Hodonin of the Czech third division ... Posted one goal in 18 regular-season games with Kometa Brno ... Added one tally in



CAREER HIGHS

| | | | |
|---------|---|-------|-----------|
| SOG | 5 | @ CGY | 11/18/16 |
| GOALS | 1 | | TWICE |
| ASSISTS | 1 | | SIX TIMES |
| POINTS | 2 | @ CAR | 12/30/16 |
| PIM | 2 | | 11 TIMES |

KEMPNY VS. NHL

| | GP | G | A | PTS | PIM |
|--------------|-----------|----------|----------|----------|-----------|
| ANA | 1 | 0 | 0 | 0 | 0 |
| ARI | 1 | 0 | 0 | 0 | 0 |
| BOS | 1 | 0 | 0 | 0 | 0 |
| BUF | 2 | 0 | 2 | 2 | 2 |
| CGY | 1 | 0 | 1 | 1 | 0 |
| CAR | 2 | 1 | 1 | 2 | 0 |
| COL | 4 | 0 | 1 | 1 | 0 |
| CBJ | 1 | 0 | 0 | 0 | 2 |
| DAL | 2 | 0 | 0 | 0 | 0 |
| DET | 2 | 0 | 0 | 0 | 0 |
| EDM | 2 | 0 | 0 | 0 | 2 |
| LAK | 2 | 0 | 0 | 0 | 0 |
| MIN | 3 | 0 | 0 | 0 | 0 |
| MTL | 1 | 0 | 0 | 0 | 0 |
| NSH | 5 | 0 | 0 | 0 | 2 |
| NJD | 2 | 0 | 0 | 0 | 4 |
| NYI | 2 | 0 | 0 | 0 | 0 |
| PHI | 2 | 0 | 0 | 0 | 2 |
| PIT | 1 | 0 | 0 | 0 | 0 |
| STL | 4 | 1 | 0 | 1 | 2 |
| TBL | 1 | 0 | 0 | 0 | 2 |
| TOR | 1 | 0 | 0 | 0 | 0 |
| VAN | 2 | 0 | 1 | 1 | 2 |
| WSH | 1 | 0 | 0 | 0 | 0 |
| WPG | 4 | 0 | 0 | 0 | 2 |
| TOTAL | 50 | 2 | 6 | 8 | 22 |

CAREER (CONT.)

14 playoff games ... Played in 23 regular-season games with Kometa Brno's U20 team, picking up seven points (2G, 5A) and 91 PIM ... Appeared in one regular-season matchup with SHK Hodonin. **2007-08:** Skated in one regular-season game for HK 36 Skalica of the Slovak Extraliga ... Also totaled six goals and 25 assists in 51 regular-season appearances for Skalica at the U18 and U20 levels.

INTERNATIONAL CAREER

Collected two goals and one helper in eight games with the Czech Republic at the 2017 IIHF World Championship in Cologne, Germany, and Paris, France ... Skated in three games for the Czech Republic at the 2016 World Cup of Hockey ... Tallied two helpers in eight games with the Czech Republic at the 2016 IIHF World Championship in Moscow and St. Petersburg, Russia ... Represented his country at the 2010 U20 World Championship in Saskatchewan, where he recorded two assists in six games ... Posted two assists in five tilts with the Czech Republic at the 2008 U18 Division 1 World Championship.

CAREER STATISTICS

| SEASON | TEAM | LEAGUE | REGULAR SEASON | | | | | | PLAYOFFS | | | | | |
|-------------------|--------------------------|----------------|----------------|-----------|----------|----------|----------|-----------|-----------|----------|----------|----------|----------|----------|
| | | | GP | G | A | PTS | +/- | PIM | GP | G | A | PTS | +/- | PIM |
| 2005-06 | HK 36 Skalica U18 | SVK U18 | 42 | 1 | 5 | 6 | 3 | 24 | 2 | 0 | 0 | 0 | 0 | 0 |
| 2006-07 | HK 36 Skalica U20 | SVK U20 | 7 | 0 | 0 | 0 | 1 | 4 | 1 | 0 | 0 | 0 | -2 | 0 |
| 2007-08 | HK 36 Skalica U18 | SVK U18 | 50 | 6 | 14 | 20 | 35 | 40 | - | - | - | - | - | - |
| | HK 36 Skalica | SVK | 1 | 0 | 0 | 0 | -2 | 0 | - | - | - | - | - | - |
| | HK 36 Skalica U20 | SVK U20 | 37 | 1 | 13 | 14 | 4 | 68 | - | - | - | - | - | - |
| | HK 36 Skalica U18 | SVK U18 | 14 | 5 | 12 | 17 | - | 36 | - | - | - | - | - | - |
| 2008-09 | Czech Republic | WJC U18 DI | 5 | 0 | 2 | 2 | 7 | 0 | - | - | - | - | - | - |
| | HC Kometa Brno | CZE-2 | 18 | 1 | 0 | 1 | 4 | 6 | 14 | 1 | 0 | 1 | 5 | 6 |
| | HC Kometa Brno U20 | CZE U20 | 23 | 2 | 5 | 7 | -10 | 91 | - | - | - | - | - | - |
| | SHK Hodonin | CZE-3 | 1 | 0 | 0 | 0 | - | 0 | - | - | - | - | - | - |
| 2009-10 | HC Kometa Brno | CZE | 24 | 0 | 0 | 0 | -13 | 18 | 5 | 1 | 0 | 1 | -1 | 6 |
| | HC Kometa Brno U20 | CZE U20 | 8 | 2 | 1 | 3 | 7 | 34 | - | - | - | - | - | - |
| | SK Horacka Slavia Trebic | CZE-2 | 8 | 1 | 0 | 1 | -8 | 14 | 11 | 2 | 1 | 3 | 4 | 32 |
| | Czech Republic | WJC | 6 | 0 | 2 | 2 | -1 | 0 | - | - | - | - | - | - |
| 2010-11 | HC Kometa Brno | CZE | 21 | 0 | 0 | 0 | -9 | 14 | 3 | 0 | 1 | 1 | 1 | 2 |
| | HC Kometa Brno U20 | CZE U20 | 1 | 0 | 0 | 0 | 1 | 0 | - | - | - | - | - | - |
| | HC Havlickuv Brod | CZE-2 | 32 | 3 | 4 | 7 | 8 | 26 | 14 | 1 | 6 | 7 | 9 | 16 |
| 2011-12 | HC Kometa Brno | CZE | 23 | 1 | 1 | 2 | -8 | 14 | - | - | - | - | - | - |
| | HC Kometa Brno U20 | CZE U20 | - | - | - | - | - | - | 3 | 0 | 2 | 2 | -2 | 2 |
| | HC Havlickuv Brod | CZE-2 | 3 | 0 | 0 | 0 | 1 | 2 | - | - | - | - | - | - |
| 2012-13 | HC Slavia Praha | CZE | 51 | 5 | 9 | 14 | 15 | 32 | 11 | 1 | 3 | 4 | 0 | 12 |
| 2013-14 | HC Kometa Brno | CZE | 51 | 7 | 8 | 15 | 10 | 74 | 18 | 2 | 4 | 6 | 0 | 20 |
| 2014-15 | HC Kometa Brno | CZE | 43 | 8 | 21 | 29 | 18 | 94 | 2 | 1 | 0 | 1 | -1 | 2 |
| 2015-16 | Avangard Omsk | KHL | 59 | 5 | 16 | 21 | 18 | 46 | 11 | 2 | 2 | 4 | 7 | 12 |
| | Czech Republic | WC | 8 | 0 | 2 | 2 | 7 | 10 | - | - | - | - | - | - |
| | 2016-17 | CHICAGO | NHL | 50 | 2 | 6 | 8 | 1 | 22 | 1 | 0 | 0 | 0 | 0 |
| | Czech Republic | W-CUP | 3 | 0 | 0 | 0 | -4 | 2 | - | - | - | - | - | - |
| | Czech Republic | WC | 8 | 2 | 1 | 3 | 3 | 12 | - | - | - | - | - | - |
| NHL TOTALS | | | 50 | 2 | 6 | 8 | 1 | 22 | 1 | 0 | 0 | 0 | 0 | 0 |

LEADERSHIP

PLAYERS

2016-17

OPPONENTS

TRADITION

RECORDS

PLAYOFFS

HISTORY

MINORS

NHL

MEDIA

TANNER KERO


CENTER • 67

SHOOTS: **LEFT**

HEIGHT: **6'0"** WEIGHT: **185**

BIRTHDATE: **JULY 24, 1992**

BIRTHPLACE: **HANCOCK, MICH.**



DRAFT POSITION

Undrafted.

CAREER TRANSACTIONS

Signed as a free agent by Chicago on April 2, 2015.

CAREER HIGHLIGHTS

Set career highs in all offensive categories (6G, 10A) in 47 games with Chicago during the 2016-17 regular season ... Made his National Hockey League debut on Oct. 29, 2015 vs. WPG ... Skated a career-high 18:21 on March 3, 2017 vs. NYI.

CAREER

2016-17: Split the year between Chicago and the American Hockey League's Rockford IceHogs ... Picked up 16 points (6G, 10A) in 47 regular-season games with Chicago ... Notched his first career multi-goal and multi-point (2G, 1A) game Jan. 17 at COL ... Registered 20 points (7G, 13A) in 28 regular-season contests with Rockford ... Made his Stanley Cup Playoffs debut during the Western Conference First Round vs. NSH and was held without a point in four contests. **2015-16:** Split the season between Chicago and the American Hockey League's Rockford IceHogs ... Totaled three points (1G, 2A) in 17 regular-season games with Chicago ... Made his National Hockey League debut on Oct. 29 at WPG ... Tallied his first NHL goal on Nov. 6 at NJD ... Notched his first NHL assist on Nov. 18 at EDM ... Collected 39 points (20G, 19A) in 60 regular-season tilts with Rockford ... Posted two helpers in three AHL postseason games. **2014-15:** Completed his senior season at Michigan Tech of the Western Collegiate Hockey Association, compiling 46 points (20G, 26A) in 41 games and finishing as a finalist for the Hobey Baker Award as the most outstanding player in college hockey ... Made his professional debut with Rockford, tallying five goals in six regular-season games ... Added three points (2G, 1A) in six postseason tilts in his Calder Cup Playoffs debut. **2013-14:** Accrued 25 points (15G, 10A) in 40 games with Michigan Tech. **2012-13:** Posted 24 points (11G, 13A) in 33 games during his sophomore season at Michigan Tech. **2011-12:** Made his collegiate debut with Michigan Tech, tallying 16 points (9G, 7A) in 39 games during his freshman campaign.



CAREER HIGHS

| | | | |
|---------|---|-------|------------|
| SOG | 5 | | TWICE |
| GOALS | 2 | @ COL | 01/17/17 |
| ASSISTS | 1 | | 12 TIMES |
| POINTS | 3 | @ COL | 01/17/17 |
| PIM | 2 | | FIVE TIMES |

KERO VS. NHL

| | GP | G | A | PTS | PIM |
|--------------|-----------|----------|-----------|-----------|-----------|
| ANA | 2 | 0 | 0 | 0 | 0 |
| ARI | 2 | 0 | 1 | 1 | 0 |
| BOS | 2 | 0 | 1 | 1 | 0 |
| BUF | 2 | 0 | 1 | 1 | 0 |
| CGY | 2 | 0 | 0 | 0 | 0 |
| CAR | 2 | 0 | 0 | 0 | 0 |
| COL | 4 | 2 | 2 | 4 | 0 |
| CBJ | 1 | 0 | 1 | 1 | 0 |
| DAL | 2 | 0 | 1 | 1 | 0 |
| DET | 2 | 1 | 0 | 1 | 0 |
| EDM | 4 | 0 | 1 | 1 | 0 |
| FLA | 1 | 0 | 0 | 0 | 0 |
| LAK | 3 | 0 | 0 | 0 | 0 |
| MIN | 6 | 0 | 0 | 0 | 6 |
| MTL | 1 | 0 | 0 | 0 | 2 |
| NSH | 3 | 0 | 1 | 1 | 0 |
| NJD | 2 | 1 | 0 | 1 | 0 |
| NYI | 1 | 0 | 0 | 0 | 0 |
| OTT | 2 | 0 | 0 | 0 | 0 |
| PIT | 2 | 1 | 1 | 2 | 0 |
| SJS | 2 | 0 | 1 | 1 | 0 |
| STL | 4 | 1 | 0 | 1 | 0 |
| TBL | 2 | 0 | 1 | 1 | 0 |
| TOR | 1 | 0 | 0 | 0 | 0 |
| VAN | 3 | 0 | 0 | 0 | 0 |
| WSH | 1 | 0 | 0 | 0 | 0 |
| WPG | 5 | 1 | 0 | 1 | 2 |
| TOTAL | 64 | 7 | 12 | 19 | 10 |

| |
|------------|
| LEADERSHIP |
| PLAYERS |
| 2016-17 |
| OPPONENTS |
| TRADITION |
| RECORDS |
| PLAYOFFS |
| HISTORY |
| MINORS |
| NHL |
| MEDIA |

CAREER STATISTICS

| SEASON | TEAM | LEAGUE | REGULAR SEASON | | | | | | PLAYOFFS | | | | | |
|------------|---------------|--------|----------------|----|----|-----|-----|-----|----------|---|---|-----|-----|-----|
| | | | GP | G | A | PTS | +/- | PIM | GP | G | A | PTS | +/- | PIM |
| 2011-12 | Michigan Tech | NCAA | 39 | 9 | 7 | 16 | - | 14 | - | - | - | - | - | - |
| 2012-13 | Michigan Tech | NCAA | 33 | 11 | 13 | 24 | - | 27 | - | - | - | - | - | - |
| 2013-14 | Michigan Tech | NCAA | 40 | 15 | 10 | 25 | - | 16 | - | - | - | - | - | - |
| 2014-15 | Rockford | AHL | 6 | 5 | 0 | 5 | 3 | 0 | 6 | 2 | 1 | 3 | -3 | 0 |
| | Michigan Tech | NCAA | 41 | 20 | 26 | 46 | - | 10 | - | - | - | - | - | - |
| 2015-16 | CHICAGO | NHL | 17 | 1 | 2 | 3 | -2 | 2 | - | - | - | - | - | - |
| | Rockford | AHL | 60 | 20 | 19 | 39 | 15 | 23 | 3 | 0 | 2 | 2 | -3 | 0 |
| 2016-17 | CHICAGO | NHL | 47 | 6 | 10 | 16 | 15 | 8 | 4 | 0 | 0 | 0 | -2 | 0 |
| | Rockford | AHL | 28 | 7 | 13 | 20 | -7 | 14 | - | - | - | - | - | - |
| NHL TOTALS | | | 64 | 7 | 12 | 19 | 13 | 10 | 4 | 0 | 0 | 0 | -2 | 0 |

LEADERSHIP

PLAYERS

2016-17

OPPONENTS

TRADITION

RECORDS

PLAYOFFS

HISTORY

MINORS

NHL

MEDIA

CONNOR MURPHY

DEFENSE • 5

SHOOTS: **RIGHT**

HEIGHT: **6'4"** WEIGHT: **212**

BIRTHDATE: **MARCH 26, 1993**

BIRTHPLACE: **DUBLIN, OHIO**



DRAFT POSITION

Arizona Coyotes' first-round selection (20th overall) in the 2011 National Hockey League Draft.

CAREER TRANSACTIONS

Traded by ARI with Laurent Dauphin to Chicago in exchange for Niklas Hjalmarsson on June 23, 2017.

CAREER HIGHLIGHTS

Netted career bests in points (17) in both 2015-16 and 2016-17 with ARI ... Posted a career-high 15 assists during the 2016-17 campaign with ARI ... Notched a career-best six goals during the 2015-16 season with ARI ... Skated in a regular-season career-high 28:26 on March 26, 2016 vs. PHI ... Skated in his 200th NHL game on Nov. 27, 2016 at EDM.

CAREER

2016-17: Matched a career best with 17 points (2G, 15A) in 77 regular-season games with ARI ... Added 119 blocked shots ... Collected two assists on Oct. 18 at OTT ... Logged a season-high 25:21 of ice time on Nov. 27 and Dec. 3 ... Skated in his 200th NHL game on Nov. 27 at EDM ... Notched a goal and an assist on March 21 at TBL. **2015-16:** Registered a career-high 17 points (6G, 11A) in 78 regular-season games with ARI ... Established career highs in games played, goals and PIM (48) ... Finished second on the club with 139 blocked shots ... Shared second among team defensemen in goals ... Notched a career-high 101 shots on goal ... Collected two helpers on Nov. 5 vs. COL ... Scored his first career power-play goal on Nov. 21 at WPG ... Logged a career-high 28:26 of ice time on March 26 vs. PHI. **2014-15:** Registered four goals and three assists in 73 regular-season games with ARI ... Ranked second on the team with 142 blocked shots ... Notched a goal and an assist on Nov. 11 vs. DAL ... Played in his 100th career NHL game on April 4 vs. SJS. **2013-14:** Split the season between ARI and the American Hockey League's Portland Pirates ... Posted a goal and seven assists in 30 regular-season games in his NHL debut with ARI ... Recorded his first career goal and 22:32 of ice time in his NHL debut on Nov. 16 vs. TBL ... Played in a season-high 26:50 of ice time on Dec. 10 ... Recorded his first career NHL assist on Dec. 12 vs. NYI ... Had a three-game point streak (3A) from Dec. 12-17 ... Notched his first career multi-point game (2A) on Jan. 4 vs. PHI ... Recorded 13 helpers in 36 regular-season games with Portland in his professional debut. **2012-13:** Played in 33 regular-season games while serving as an alternate captain with the Ontario Hockey League's Sarnia Sting ... Notched 18 points (6G, 12A) and 32 penalty minutes ... Picked up four power-play goals. **2011-12:** Set OHL career highs in games played (35), goals (8), assists (18) and points (26) ... Recorded a goal and two helpers in six playoff games with Sarnia, leading club blueliners in postseason scoring. **2010-11:** Played in nine USHL games for the U.S. National Team Development Program, totaling four points (3G, 1A). **2009-10:** Appeared in six games with the USNTDP U17 team and scored one goal.



CAREER HIGHS

| | | |
|---------|---|--------------|
| SOG | 4 | 11 TIMES |
| GOALS | 1 | 13 TIMES |
| ASSISTS | 2 | THREE TIMES |
| POINTS | 2 | FIVE TIMES |
| PIM | 6 | CGY 11/27/15 |

MURPHY VS. NHL

| | GP | G | A | PTS | PIM |
|-------|-----|----|----|-----|-----|
| ANA | 16 | 0 | 1 | 1 | 14 |
| BOS | 5 | 0 | 0 | 0 | 0 |
| BUF | 7 | 1 | 1 | 2 | 6 |
| CGY | 15 | 0 | 2 | 2 | 19 |
| CAR | 6 | 1 | 1 | 2 | 0 |
| CHI | 10 | 2 | 0 | 2 | 10 |
| COL | 10 | 0 | 3 | 3 | 2 |
| CBJ | 7 | 0 | 0 | 0 | 4 |
| DAL | 12 | 1 | 3 | 4 | 4 |
| DET | 5 | 0 | 0 | 0 | 2 |
| EDM | 16 | 1 | 1 | 2 | 10 |
| FLA | 6 | 0 | 2 | 2 | 2 |
| LAK | 14 | 0 | 2 | 2 | 10 |
| MIN | 10 | 0 | 2 | 2 | 4 |
| MTL | 7 | 0 | 2 | 2 | 2 |
| NSH | 8 | 0 | 0 | 0 | 8 |
| NJD | 7 | 0 | 1 | 1 | 2 |
| NYI | 6 | 0 | 2 | 2 | 2 |
| NYR | 6 | 0 | 2 | 2 | 0 |
| OTT | 7 | 0 | 2 | 2 | 12 |
| PHI | 7 | 1 | 2 | 3 | 0 |
| PIT | 6 | 1 | 0 | 1 | 2 |
| SJS | 17 | 0 | 1 | 1 | 6 |
| STL | 7 | 0 | 1 | 1 | 0 |
| TBL | 7 | 2 | 1 | 3 | 5 |
| TOR | 6 | 1 | 1 | 2 | 4 |
| VAN | 13 | 0 | 2 | 2 | 7 |
| WSH | 6 | 1 | 0 | 1 | 4 |
| WPG | 9 | 1 | 1 | 2 | 4 |
| TOTAL | 258 | 13 | 36 | 49 | 145 |

INTERNATIONAL CAREER

Captained Team USA at the 2017 IIHF World Championship in Cologne, Germany, and Paris, France, netting a goal and an assist in eight games ... Recorded five points (3G, 2A) in 10 games as an alternate captain for Team USA at the 2016 IIHF World Championship in Moscow and St. Petersburg, Russia, recording five points (3G, 2A) in 10 games ... Won bronze with Team USA at the 2015 IIHF World Championship in Prague and Ostrava, Czech Republic, skating in 10 tilts ... Skated in in five games for Team USA at the 2014 IIHF World Championship in Belarus ... Won gold with Team USA at the 2013 IIHF U20 World Championship in Ufa, Russia, tallying one assist in seven contests ... Won a gold medal with Team USA at the 2011 IIHF U18 World Championship, compiling three goals and a helper in six games.

CAREER STATISTICS

| SEASON | TEAM | LEAGUE | REGULAR SEASON | | | | | | PLAYOFFS | | | | | |
|------------|----------|---------|----------------|----|----|-----|-----|-----|----------|---|---|-----|-----|-----|
| | | | GP | G | A | PTS | +/- | PIM | GP | G | A | PTS | +/- | PIM |
| 2009-10 | USNTDP | U17 | 8 | 1 | 0 | 1 | - | 4 | - | - | - | - | - | - |
| 2010-11 | USNTDP | U18 | 22 | 6 | 4 | 10 | - | 6 | - | - | - | - | - | - |
| | USA | WJC U18 | 6 | 3 | 1 | 4 | 7 | 2 | - | - | - | - | - | - |
| 2011-12 | Sarnia | OHL | 35 | 8 | 18 | 26 | -3 | 26 | 6 | 1 | 2 | 3 | -2 | 6 |
| 2012-13 | Sarnia | OHL | 33 | 6 | 12 | 18 | 14 | 32 | - | - | - | - | - | - |
| | USA | WJC | 7 | 0 | 1 | 1 | 5 | 2 | - | - | - | - | - | - |
| 2013-14 | ARIZONA | NHL | 30 | 1 | 7 | 8 | 5 | 10 | - | - | - | - | - | - |
| | Portland | AHL | 36 | 0 | 13 | 13 | -1 | 48 | - | - | - | - | - | - |
| | USA | WC | 5 | 0 | 0 | 0 | -1 | 0 | - | - | - | - | - | - |
| 2014-15 | ARIZONA | NHL | 73 | 4 | 3 | 7 | -27 | 42 | - | - | - | - | - | - |
| | USA | WC | 10 | 0 | 0 | 0 | -2 | 0 | - | - | - | - | - | - |
| 2015-16 | ARIZONA | NHL | 78 | 6 | 11 | 17 | 5 | 48 | - | - | - | - | - | - |
| | USA | WC | 10 | 3 | 2 | 5 | 2 | 12 | - | - | - | - | - | - |
| 2016-17 | ARIZONA | NHL | 77 | 2 | 15 | 17 | -13 | 45 | - | - | - | - | - | - |
| | USA | WC | 8 | 1 | 1 | 2 | 4 | 2 | - | - | - | - | - | - |
| NHL TOTALS | | | 258 | 13 | 36 | 49 | -30 | 145 | - | - | - | - | - | - |

LEADERSHIP

PLAYERS

2016-17

OPPONENTS

TRADITION

RECORDS

PLAYOFFS

HISTORY

MINORS

NHL

MEDIA

RICHARD PANIK

RIGHT WING • 14

SHOOTS: **LEFT**

HEIGHT: **6'1"** WEIGHT: **208**

BIRTHDATE: **FEB. 7, 1991**

BIRTHPLACE: **MARTIN, SLOVAKIA**



DRAFT POSITION

Tampa Bay Lightning's second-round selection (52nd overall) in the 2009 National Hockey League Draft.

CAREER TRANSACTIONS

Claimed on waivers by TOR from TBL on Oct. 9, 2014 ... Traded by TOR to Chicago in exchange for Jeremy Morin on Jan. 3, 2016.

CAREER HIGHLIGHTS

Posted career highs in goals (22), assists (22) and points (44) while appearing in all 82 games with Chicago during the 2016-17 regular season ... Logged a regular-season career-high 20:47 of ice time on Oct. 12, 2013 vs. PIT with TBL ... Skated in his 200th NHL game on Nov. 19, 2016 at VAN ... Recorded a career-long seven-game point streak (5G, 5A) from Feb. 11-March 1, 2017 ... Won the Calder Cup in 2012 with the American Hockey League's Norfolk Admirals.

CAREER

2016-17: Tallied career highs in goals (22), assists (22) and points (44) with Chicago ... One of three skaters to play in all 82 regular-season games (P. Kane, A. Panarin) ... Notched his first career hat trick on Oct. 15 vs. NSH ... Recorded a goal and an assist on Jan. 10 to set a career high with 18 points (10G, 8A) ... Set a career high with his 12th goal of the season on Feb. 8 vs. MIN ... Recorded a career-long seven-game point streak (5G, 5A) from Feb. 11-March 1 ... Recorded his 20th goal of the season on March 21 vs. VAN ... Collected one assist in four postseason games during the Western Conference First Round vs. NSH. **2015-16:** Registered eight points (6G, 2A) in 30 regular-season games with Chicago ... Made his Blackhawks debut on Jan. 12 vs. NSH ... Notched an assist on Jan. 14 at MTL for his first point as a Blackhawk ... Netted his first goal as a Blackhawk on Jan. 17 vs. MTL ... Skated in a season-high 17:56 on April 9 at CBJ ... Registered 25 points (9G, 16A) in 33 games with the American Hockey League's Toronto Marlies before being acquired by the Blackhawks. **2014-15:** Appeared in 76 regular-season games with TOR, collecting 17 points (11G, 6A) ... Scored his first goal with TOR on Oct. 25 vs. BOS. **2013-14:** Split the season between TBL and the AHL's Syracuse Crunch ... Skated in 50 regular-season games with TBL, posting 13 points, including a career-best 10 helpers ... Logged a regular-season career-high 20:47 of ice time on Oct. 12 vs. PIT ... Skated in 13 regular-season games with Syracuse, registering 11 points (3G, 8A) ... Made his Stanley Cup Playoffs debut with TBL in Game 1 of the Eastern Conference First Round vs. MTL on April 16 ... Was held without a point in two playoff outings with TBL. **2012-13:** Split the season between TBL and Syracuse ... Played in 25 regular-season games with TBL in his first NHL season, recording nine points (5G, 4A) ... Made his NHL debut on Feb. 12 vs. MTL ... Scored his first career NHL goal (GWG) on Feb. 23 at CAR ... Recorded his first career multi-goal game (2G) and added an assist on April 13 at WSH ... Ranked third among Syracuse skaters in goals (22) and fifth in points (41) ... Selected to participate in AHL All-Star Game ... Tallied 14 points (9G, 5A) and 59 PIM in 16 Calder Cup Playoffs appearances with Syracuse ... Ranked second on the team in goals during the postseason. **2011-12:** Recorded 41 points (19G, 22A) in 64 regular-season games with the AHL's Norfolk Admirals in his first full AHL campaign, helping the team win the Calder Cup as AHL champions ... Skated in 18 Calder Cup Playoffs games, registering six points (5G, 1A). **2010-11:** Split the season between the Ontario Hockey League's Belleville Bulls and Guelph Storm ... Tallied 31 points (14G, 17A) in 27 regular-season games with Belleville ... Compiled 25 points (13G, 12A) in 24 regular-season games with Guelph ... Added



CAREER HIGHS

| | | |
|---------|----|----------------|
| SOG | 5 | FIVE TIMES |
| GOALS | 3 | NSH 10/15/16 |
| ASSISTS | 2 | TWICE |
| POINTS | 3 | THREE TIMES |
| PIM | 17 | @ FLA 03/25/17 |

PANIK VS. NHL

| | GP | G | A | PTS | PIM |
|--------------|------------|-----------|-----------|-----------|------------|
| ANA | 8 | 0 | 1 | 1 | 11 |
| ARI | 8 | 2 | 2 | 4 | 10 |
| BOS | 11 | 1 | 1 | 2 | 0 |
| BUF | 11 | 0 | 2 | 2 | 4 |
| CGY | 7 | 1 | 1 | 2 | 2 |
| CAR | 11 | 1 | 0 | 1 | 2 |
| CHI | 4 | 0 | 1 | 1 | 0 |
| COL | 8 | 3 | 1 | 4 | 2 |
| CBJ | 8 | 1 | 3 | 4 | 8 |
| DAL | 11 | 1 | 1 | 2 | 6 |
| DET | 12 | 2 | 2 | 4 | 9 |
| EDM | 7 | 4 | 2 | 6 | 0 |
| FLA | 11 | 2 | 2 | 4 | 33 |
| LAK | 7 | 0 | 0 | 0 | 0 |
| MIN | 10 | 3 | 6 | 2 | 2 |
| MTL | 10 | 2 | 2 | 4 | 2 |
| NSH | 11 | 5 | 4 | 9 | 2 |
| NJD | 7 | 0 | 2 | 2 | 0 |
| NYI | 8 | 3 | 5 | 2 | 2 |
| NYR | 10 | 1 | 0 | 1 | 2 |
| OTT | 10 | 2 | 1 | 3 | 14 |
| PHI | 7 | 1 | 0 | 1 | 0 |
| PIT | 9 | 2 | 3 | 5 | 4 |
| SJS | 8 | 0 | 2 | 2 | 2 |
| STL | 10 | 1 | 2 | 3 | 8 |
| TBL | 5 | 3 | 1 | 4 | 0 |
| TOR | 7 | 1 | 0 | 1 | 0 |
| VAN | 6 | 3 | 1 | 4 | 2 |
| WSH | 10 | 2 | 2 | 4 | 5 |
| WPG | 11 | 0 | 0 | 0 | 6 |
| TOTAL | 263 | 47 | 44 | 91 | 138 |

CAREER (CONT.)

three points (1G, 2A) in six OHL postseason games with Guelph. **2009-10:** Made his North American debut, splitting the season between the Windsor Spitfires and Belleville before making his professional debut with Norfolk in the AHL ... Posted 18 points (9G, 9A) in 33 regular-season appearances with Windsor ... Tallied 23 points (12G, 11A) in 27 regular-season tilts with Belleville ... Skated in five regular-season games with Norfolk, collecting one helper.

INTERNATIONAL CAREER

Represented Team Slovakia at the 2014 Winter Olympics in Sochi, Russia, appearing in four games ... Played for Team Slovakia at three IIHF World Championships (2010, 2014, 2015), totaling four assists in 20 games ... Also skated in three IIHF World U20 Championships with Slovakia ... Tallied five points (2G, 3A) in seven games at the 2009 IIHF U20 World Championship in Ottawa ... Posted six goals and two helpers in six games at the 2010 IIHF U20 World Championship in Saskatchewan ... Collected seven goals and two assists in six games at the 2011 IIHF U20 World Championship in Buffalo.

CAREER STATISTICS

| SEASON | TEAM | LEAGUE | REGULAR SEASON | | | | | | | PLAYOFFS | | | | | | |
|------------|----------------|---------|----------------|----|----|-----|-----|-----|--|----------|---|---|-----|-----|-----|--|
| | | | GP | G | A | PTS | +/- | PIM | | GP | G | A | PTS | +/- | PIM | |
| 2005-06 | Martin U18 | SVK U18 | 40 | 11 | 13 | 24 | - | 20 | | 4 | 4 | 2 | 6 | 0 | 4 | |
| 2006-07 | Trinec Jr. | CZE Jr. | 27 | 16 | 9 | 25 | - | 30 | | 4 | 1 | 4 | 5 | 0 | 6 | |
| | Trinec U17 | CZE U17 | 12 | 10 | 6 | 16 | - | 48 | | 3 | 1 | 4 | 5 | 0 | 8 | |
| 2007-08 | Ocelari Trinec | CZE | 6 | 0 | 0 | 0 | - | 0 | | - | - | - | - | - | - | |
| | Trinec Jr. | CZE Jr. | 39 | 35 | 27 | 62 | - | 70 | | 8 | 8 | 4 | 12 | 0 | 52 | |
| 2008-09 | Slovakia | WJC U18 | 6 | 4 | 6 | 10 | - | 0 | | - | - | - | - | - | - | |
| | Ocelari Trinec | CZE | 15 | 1 | 1 | 2 | - | 4 | | 4 | 0 | 0 | 0 | 0 | 0 | |
| | Havirov | CZE-2 | 3 | 2 | 1 | 3 | - | 0 | | - | - | - | - | - | - | |
| | Trinec Jr. | CZE Jr. | 16 | 10 | 9 | 19 | - | 36 | | 8 | 6 | 1 | 7 | 0 | 41 | |
| 2009-10 | Slovakia | WJC | 7 | 2 | 3 | 5 | - | 4 | | - | - | - | - | - | - | |
| | Norfolk | AHL | 5 | 0 | 1 | 1 | -1 | 0 | | - | - | - | - | - | - | |
| | Windsor | OHL | 33 | 9 | 9 | 18 | 15 | 19 | | - | - | - | - | - | - | |
| | Belleville | OHL | 27 | 12 | 11 | 23 | -12 | 36 | | - | - | - | - | - | - | |
| 2010-11 | Slovakia | WJC | 6 | 6 | 2 | 8 | - | 2 | | - | - | - | - | - | - | |
| | Slovakia | WC | 6 | 0 | 2 | 2 | - | 6 | | - | - | - | - | - | - | |
| | Belleville | OHL | 27 | 14 | 17 | 31 | 0 | 33 | | - | - | - | - | - | - | |
| | Guelph | OHL | 24 | 13 | 12 | 25 | -6 | 42 | | 6 | 1 | 2 | 3 | -4 | 10 | |
| 2011-12 | Slovakia | WJC | 6 | 7 | 2 | 9 | 1 | 12 | | - | - | - | - | - | - | |
| | Norfolk | AHL | 64 | 19 | 22 | 41 | 13 | 62 | | 18 | 5 | 1 | 6 | 4 | 23 | |
| 2012-13 | TAMPA BAY | NHL | 25 | 5 | 4 | 9 | -2 | 4 | | - | - | - | - | - | - | |
| | Syracuse | AHL | 51 | 22 | 19 | 41 | 17 | 81 | | 16 | 9 | 5 | 14 | 3 | 59 | |
| 2013-14 | TAMPA BAY | NHL | 50 | 3 | 10 | 13 | -9 | 21 | | 2 | 0 | 0 | 0 | -2 | 4 | |
| | Syracuse | AHL | 13 | 3 | 8 | 11 | 1 | 8 | | - | - | - | - | - | - | |
| | Slovakia | OLY | 4 | 0 | 0 | 0 | -2 | 0 | | - | - | - | - | - | - | |
| | Slovakia | WC | 7 | 0 | 0 | 0 | -5 | 0 | | - | - | - | - | - | - | |
| 2014-15 | TORONTO | NHL | 76 | 11 | 6 | 17 | -8 | 49 | | - | - | - | - | - | - | |
| | Slovakia | WC | 7 | 0 | 2 | 2 | -2 | 2 | | - | - | - | - | - | - | |
| 2015-16 | CHICAGO | NHL | 30 | 6 | 2 | 8 | 4 | 6 | | 6 | 0 | 3 | 3 | 0 | 6 | |
| | Toronto | AHL | 33 | 9 | 16 | 25 | 5 | 34 | | - | - | - | - | - | - | |
| 2016-17 | CHICAGO | NHL | 82 | 22 | 22 | 44 | 14 | 58 | | 4 | 0 | 1 | 1 | -3 | 2 | |
| NHL TOTALS | | | 263 | 47 | 44 | 91 | -1 | 138 | | 12 | 0 | 4 | 4 | -5 | 12 | |

LEADERSHIP

PLAYERS

2016-17

OPPONENTS

TRADITION

RECORDS

PLAYOFFS

HISTORY

MINORS

NHL

MEDIA

MICHAL ROZSIVAL

DEFENSE • 32

SHOOTS: **RIGHT**

HEIGHT: **6'1"** WEIGHT: **210**

BIRTHDATE: **SEPT. 3, 1978**

BIRTHPLACE: **VLASIM, CZECH REPUBLIC**



DRAFT POSITION

Pittsburgh Penguins' fourth-round selection (105th overall) in the 1996 National Hockey League Draft.

CAREER TRANSACTIONS

Signed as a free agent by NYR on Aug. 29, 2005 ... Traded by NYR to ARI for Wojtek Wolski on Jan. 10, 2011 ... Signed as a free agent by the Blackhawks on Sept. 11, 2012.

CAREER HIGHLIGHTS

Posted a career-high 30 assists and 40 points in 80 games during the 2006-07 regular season with NYR ... Netted a career-high 13 goals in 2007-08 with NYR ... Skated in a regular-season career-high 30:47 on March 16, 2007 at ATL ... Skated in his 900th NHL game on Dec. 3, 2015 at OTT ... Notched his 300th career point on a two-assist night on March 6, 2016 at DET ... Notched a career-best seven postseason points (3G, 4A) in 2007 with NYR ... Represented the Czech Republic at the 2014 Winter Olympics in Sochi ... Won the Stanley Cup in 2013 and 2015 with Chicago.

CAREER

2016-17: Tallied a goal and two assists in 22 regular-season games with Chicago. **2015-16:** Finished the season with 13 points (1G, 12A) in 51 regular-season games with the Blackhawks ... Made his season debut on Nov. 14 at STL ... Skated in his 900th NHL game on Dec. 3 at OTT ... Netted his lone goal of the season on Feb. 4 at ARI ... Notched his 300th and 301st career points with two assists on March 6 vs. DET ... Played a season-high 22:13 on March 29 at MIN ... Missed 16 games (Oct. 7-Nov. 12) due to injury ... Held scoreless in four postseason games. **2014-15:** Tallied 13 points (1G, 12A) in 65 regular-season games ... Scored his first goal of the season on Dec. 5 vs. MTL ... Skated in his 100th game with Chicago on Jan. 9 at EDM ... Tallied two assists on March 2 vs. CAR ... Recorded one assist in 10 postseason games en route to the 2015 Stanley Cup championship ... Suffered a season-ending injury in Game 4 of the Second Round vs. MIN. **2013-14:** Tallied eight points (1G, 7A) in 42 regular-season games ... Appeared in his 800th career NHL game on Dec. 3 vs. DAL ... Scored his first goal as a Blackhawks on Jan. 5 vs. SJS ... Recorded six points (1G, 5A) in 17 Stanley Cup Playoffs games ... Equaled his postseason career high in assists ... Registered a postseason-high 24:41 of ice time in Game 5 of the Western Conference Final vs. LAK on May 28. **2012-13:** Registered 12 assists in 27 regular-season games ... Recorded a season-high two assists on Jan. 20 at ARI ... Skated in a season-high 24:14 and posted his 200th NHL assist on Feb. 19 vs. VAN ... Tallied the game-deciding goal on his first career shootout attempt on April 1 vs. NSH ... Missed 10 games due to injury (Jan. 26-Feb. 7, April 19-22) ... Tallied four helpers in 23 playoff games en route to the 2013 Stanley Cup championship ... Notched his second career playoff multi-point outing (2A) in Game 4 of the SCF at BOS on June 19. **2011-12:** Recorded 13 points (1G, 12A) and 34 PIM in 54 regular-season games with ARI ... Missed 26 games due to injury (Oct. 10-Dec. 6) ... Registered 2 PIM in 15 postseason appearances while helping ARI reach the WCF for the first time in franchise history ... Ranked second on the team with 28 blocked shots. **2010-11:** Split the season between ARI and NYR, totaling 21 points (6G, 15A) in 65 regular-season games ... Posted six points (3G, 3A) in 33 regular-season games with ARI ... Skated in his 700th NHL game on April 6, 2011 at LAK ... Tallied 15 points (3G, 12A) in 32 regular-season games with NYR ... Registered 2 PIM in four postseason appearances for ARI in the Western Conference Quarterfinals vs. DET. **2009-10:** Recorded 23 points (3G, 20A) in 82 regular-season games with NYR ... Skated in his 600th career NHL game on Jan. 9 at BOS. **2008-09:** Led team defensemen with 30 points (8G, 22A) in 76 regular-season games with NYR ... Skated in his 500th career game on Nov. 17 vs. OTT ... Converted a penalty shot for his 50th career goal and added the overtime game-winner on Dec. 17 at LAK ... Made seven postseason appearances in the Eastern Conference Quarterfinals vs. WSH. **2007-08:** Led team blueliners in goals



CAREER HIGHS

| | | | |
|---------|----|-------|-------------|
| SOG | 6 | @ NJD | 10/08/05 |
| GOALS | 2 | | THREE TIMES |
| ASSISTS | 3 | PIT | 12/18/07 |
| POINTS | 3 | | TWICE |
| PIM | 15 | @ MIN | 02/21/2016 |

ROZSIVAL VS. NHL

| | GP | G | A | PTS | PIM |
|-------|-----|----|-----|-----|-----|
| ANA | 24 | 0 | 6 | 6 | 24 |
| ARI | 20 | 2 | 5 | 7 | 14 |
| BOS | 37 | 3 | 9 | 12 | 32 |
| BUF | 34 | 2 | 10 | 12 | 26 |
| CGY | 25 | 3 | 4 | 7 | 8 |
| CAR | 36 | 2 | 9 | 11 | 26 |
| CHI | 15 | 0 | 4 | 4 | 12 |
| COL | 31 | 2 | 5 | 7 | 16 |
| CBJ | 19 | 2 | 8 | 10 | 8 |
| DAL | 28 | 2 | 8 | 10 | 15 |
| DET | 21 | 1 | 7 | 8 | 14 |
| EDM | 21 | 0 | 6 | 6 | 8 |
| FLA | 38 | 3 | 12 | 15 | 41 |
| LAK | 27 | 3 | 4 | 7 | 14 |
| MIN | 24 | 1 | 4 | 5 | 41 |
| MTL | 34 | 5 | 9 | 14 | 34 |
| NSH | 26 | 0 | 4 | 4 | 8 |
| NJD | 54 | 3 | 9 | 12 | 30 |
| NYI | 59 | 3 | 19 | 22 | 44 |
| NYR | 22 | 1 | 5 | 6 | 16 |
| OTT | 39 | 0 | 8 | 8 | 38 |
| PHI | 51 | 4 | 9 | 13 | 44 |
| PIT | 43 | 8 | 19 | 27 | 46 |
| SJS | 27 | 1 | 3 | 4 | 10 |
| STL | 31 | 0 | 6 | 6 | 16 |
| TBL | 38 | 1 | 13 | 14 | 26 |
| TOR | 39 | 4 | 15 | 19 | 22 |
| VAN | 23 | 0 | 4 | 4 | 18 |
| WSH | 37 | 7 | 8 | 15 | 29 |
| WPG | 40 | 5 | 9 | 14 | 24 |
| TOTAL | 963 | 68 | 241 | 309 | 704 |

CAREER (CONT.)

(13), assists (25) and points (38) in 80 regular-season games with NYR ... Tied for seventh among league defensemen with a career-high 13 goals ... Ranked third among team defensemen with a career-high 127 SOG ... Paced the team with a career-high 24:33 TOI per game ... Recorded a career-high three assists on Dec. 18 vs. PIT ... Logged a season-high 30:28 on April 4 vs. NYI ... Tallied six points and a postseason career-high five assists in 10 playoff games. **2006-07:** Registered career highs in assists (30), points (40) and power-play goals (7) in 80 regular-season games with NYR ... Posted his 100th NHL point with (IA) on Oct. 28 at ARI ... Netted his first career multi-goal game (2 PPG) on Feb. 10 at WSH ... Recorded a regular-season career-high 30:47 TOI on March 16 at ATL ... Registered his 100th career assist on March 25 at NYI ... Paced club defensemen with a postseason career-high three goals and seven points in 10 postseason games ... Logged a playoff season-high 38:16 and tallied the GWG in double-overtime in Game 3 of the Eastern Conference Semifinals vs. BUF on April 29, ending NYR's longest playoff game since 1971. **2005-06:** Paced team defensemen with 30 points (5G, 25A) in 82 regular-season games with NYR ... Notched one assist and 8 PIM in four postseason games ... Tallied his first NHL postseason point (1A) in Game 4 of the ECQF at NJD on April 29. **2004-05:** Split the season between HC Ocelari Trinec and HHCC Moeller Pardubice of the Czech Extraliga, registering a combined 15 points (2G, 13A) and 70 PIM in 51 regular-season games ... Tallied three points (1G, 2A) and 34 PIM in 16 postseason games with HHCC Moeller. **2003-04:** Appeared in one regular-season game with the American Hockey League's Wilkes-Barre/Scranton Penguins ... Missed the season due to injury. **2002-03:** Notched 10 points (4G, 6A) and 40 PIM in 53 regular-season games with PIT. **2001-02:** Led team defensemen with nine goals, 20 assists and 29 points in 79 regular-season games with PIT. **2000-01:** Split the season between PIT and Wilkes-Barre/Scranton ... Tallied five points (1G, 4A) in 30 regular-season games with PIT ... Posted 16 points (8G, 8A) in 29 regular-season games with Wilkes-Barre ... Helped Wilkes-Barre reach the Calder Cup Final vs. St. John, tallying 22 points (3G, 19A) in 21 AHL playoff games. **1999-2000:** Ranked second among PIT defensemen with 21 points (4G, 17A) in 75 regular-season games in his first NHL season ... Appeared in two postseason games, registering 4 PIM ... Logged a postseason career-high 45:21 TOI on May 4 vs. PHI. **1988-89:** Notched 25 points (3G, 25A) and 72 PIM in 49 regular-season games in his professional debut with the AHL's Syracuse Crunch. **1997-98:** Recorded junior career highs in nearly every category, posting 69 points (14G, 55A) in 71 regular-season games with the Western Hockey League's Swift Current Broncos ... Won the Bill Hunter Memorial Trophy as the WHL's Defenseman of the Year ... Named to the WHL East First All-Star Team ... Posted five assists and 33 PIM in 12 postseason games. **1996-97:** Registered 39 points (8G, 31A) and 80 PIM in 63 regular-season games with Swift Current ... Tallied six assists and 15 PIM in 10 postseason appearances.

INTERNATIONAL CAREER

Appeared in five games for the Czech Republic at the 2014 Winter Olympics in Sochi, averaging 14:13 of ice time ... Won a gold medal with the Czech Republic at the 2010 IIHF World Championship in Germany ... Registered two assists and 4 PIM in nine games ... Paced the team with 22:22 TOI per game ... Played four games with the Czech Republic at the 2008 IIHF World Championship in Halifax and Quebec City.

CAREER STATISTICS

| | | REGULAR SEASON | | | | | | | PLAYOFFS | | | | | | |
|------------|------------------------|----------------|-----|----|-----|-----|-----|-----|----------|---|----|-----|-----|-----|--|
| SEASON | TEAM | LEAGUE | GP | G | A | PTS | +/- | PIM | GP | G | A | PTS | +/- | PIM | |
| 1996-97 | Swift Current | WHL | 63 | 8 | 31 | 39 | 23 | 80 | 10 | 0 | 6 | 6 | 4 | 15 | |
| 1997-98 | Swift Current | WHL | 71 | 14 | 55 | 69 | 24 | 122 | 12 | 0 | 5 | 5 | 4 | 33 | |
| 1998-99 | Syracuse | AHL | 49 | 3 | 22 | 25 | -12 | 72 | - | - | - | - | - | - | |
| 1999-2000 | PITTSBURGH | NHL | 75 | 4 | 17 | 21 | 11 | 48 | 2 | 0 | 0 | 0 | 0 | 4 | |
| 2000-01 | PITTSBURGH | NHL | 30 | 1 | 4 | 5 | 3 | 26 | - | - | - | - | - | - | |
| | Wilkes-Barre/Scranton | AHL | 29 | 8 | 8 | 16 | 3 | 32 | 21 | 3 | 19 | 22 | 3 | 23 | |
| 2001-02 | PITTSBURGH | NHL | 79 | 9 | 20 | 29 | -6 | 47 | - | - | - | - | - | - | |
| 2002-03 | PITTSBURGH | NHL | 53 | 4 | 6 | 10 | -5 | 40 | - | - | - | - | - | - | |
| 2003-04 | Wilkes-Barre/Scranton | AHL | 1 | 0 | 0 | 0 | 0 | 2 | - | - | - | - | - | - | |
| 2004-05 | HHCC Moeller Pardubice | Czech Rep. | 16 | 1 | 3 | 4 | 6 | 30 | 16 | 1 | 2 | 3 | 8 | 34 | |
| | HC Ocelari Trinec | Czech Rep. | 35 | 1 | 10 | 11 | - | 40 | - | - | - | - | - | - | |
| 2005-06 | NY RANGERS | NHL | 82 | 5 | 25 | 30 | 35 | 90 | 4 | 0 | 1 | 1 | -2 | 8 | |
| 2006-07 | NY RANGERS | NHL | 80 | 10 | 30 | 40 | 10 | 52 | 10 | 3 | 4 | 7 | 6 | 10 | |
| 2007-08 | NY RANGERS | NHL | 80 | 13 | 25 | 38 | 0 | 80 | 10 | 1 | 5 | 6 | 4 | 10 | |
| | Czech Republic | WC | 4 | 0 | 0 | 0 | 1 | 0 | - | - | - | - | - | - | |
| 2008-09 | NY RANGERS | NHL | 76 | 8 | 22 | 30 | -7 | 52 | 7 | 0 | 0 | 0 | 0 | 4 | |
| 2009-10 | NY RANGERS | NHL | 82 | 3 | 20 | 23 | 3 | 78 | - | - | - | - | - | - | |
| | Czech Republic | WC | 9 | 0 | 2 | 2 | -3 | 4 | - | - | - | - | - | - | |
| 2010-11 | NY RANGERS | NHL | 32 | 3 | 12 | 15 | 3 | 22 | - | - | - | - | - | - | |
| | ARIZONA | NHL | 33 | 3 | 3 | 6 | 3 | 20 | 4 | 0 | 0 | 0 | -3 | 2 | |
| 2011-12 | ARIZONA | NHL | 54 | 1 | 12 | 13 | 8 | 34 | 15 | 0 | 0 | 0 | -3 | 2 | |
| 2012-13 | CHICAGO | NHL | 27 | 0 | 12 | 12 | 18 | 14 | 23 | 0 | 4 | 4 | 9 | 16 | |
| 2013-14 | CHICAGO | NHL | 42 | 1 | 7 | 8 | 7 | 32 | 17 | 1 | 5 | 6 | -1 | 8 | |
| | Czech Republic | OLY | 5 | 0 | 0 | 0 | -5 | 0 | - | - | - | - | - | - | |
| 2014-15 | CHICAGO | NHL | 65 | 1 | 12 | 13 | 0 | 22 | 10 | 0 | 1 | 1 | -2 | 6 | |
| 2015-16 | CHICAGO | NHL | 51 | 1 | 12 | 13 | 3 | 33 | 4 | 0 | 0 | 0 | -3 | 2 | |
| 2016-17 | CHICAGO | NHL | 22 | 1 | 2 | 3 | -3 | 14 | - | - | - | - | - | - | |
| NHL TOTALS | | | 963 | 68 | 241 | 309 | 83 | 704 | 106 | 5 | 20 | 25 | 5 | 72 | |

BRANDON SAAD


LEFT WING • 20

SHOOTS: **LEFT**

HEIGHT: **6'1"** WEIGHT: **206**

BIRTHDATE: **OCT. 27, 1992**

BIRTHPLACE: **PITTSBURGH, PA.**



DRAFT POSITION

Blackhawks' second-round selection (43rd overall) in the 2011 National Hockey League Draft.

CAREER TRANSACTIONS

Traded by Chicago with Michael Paliotta and Alex Broadhurst to CBJ in exchange for Artem Anismov, Marko Dano, Jeremy Morin, Corey Tropp and a fourth-round selection in the 2016 NHL Draft ... Traded by CBJ with Anton Forsberg to Chicago in exchange for Artemi Panarin, Tyler Motte and a sixth-round selection in the 2017 NHL Draft.

CAREER HIGHLIGHTS

Tallied a career-high 31 goals in 78 games with CBJ during the 2015-16 regular season ... Collected a career-best 53 points twice with CBJ (2015-16, 2016-17) ... Compiled a career-long seven-game point streak (6G, 5A) from Dec. 17, 2015 to Jan. 2, 2016 ... Skated in a regular-season career-high 22:40 on March 22, 2016 vs. PHI ... Skated in his 300th National Hockey League game on Nov. 15, 2016 vs. WSH ... Tallied his 100th career NHL goal on Feb. 19, 2017 vs. NSH ... Recorded postseason career highs during the 2014 Stanley Cup Playoffs with Chicago, tallying 10 assists and 16 points ... Notched a playoff career-long four-game point streak (3G, 4A) from May 26-June 1, 2014 ... Selected to one All-Star Game (2016) ... Won the Stanley Cup in 2013 and 2015 with Chicago.

CAREER

2016-17: Ranked third on CBJ with 24 goals and 53 points, tying a career best in points ... Appeared in all 82 regular-season games for the second time in his career ... Tallied 13 multi-point games, including three multi-goal contests ... Compiled a five-game point streak (3G, 4A) from Oct. 25-Nov. 4 ... Posted a career-high nine shots on goal on Dec. 3 at ARI ... Posted a six-game point streak (3G, 5A) from Dec. 22-Jan. 3 ... Recorded three points (1G, 2A) in five postseason contests during the Eastern Conference First Round vs. PIT. **2015-16:** Paced CBJ with a career-best 31 goals and shared the team lead with a career-high 53 points ... Led the team with seven game-winning tallies ... His 233 shots on goal were a team high ... Was selected to the NHL All-Star game for the first time ... Racked up 11 points (6G, 5A) during a career-long seven-game point streak from Dec. 17-Jan. 2 ... Skated in a regular-season career-high 22:40 on March 22 vs. PHI ... Notched his first career hat trick on April 2 at CAR. **2014-15:** Ranked third on Chicago with 23 goals, fourth with 52 points and fifth with 29 assists ... Was one of four Blackhawks to skate in all 82 regular-season games ... Reached the 20-goal and 50-point marks for the first time in his career ... Posted 11 multi-point outings and five four-game point streaks ... Notched a career-high three assists on Oct. 11 vs. BUF ... Tallied his 100th career point on Jan. 9 at EDM after netting two goals in the contest ... Set a postseason career high with eight goals in 23 games en route to the 2015 Stanley Cup championship ... Matched a postseason career high with three points (1G, 2A) in Game 4 of the Western Conference Finals vs. ANA ... Logged a playoff career-most 33:01 of ice time on May 19 in Game 2 of the Western Conference Final at ANA. **2013-14:** Ranked sixth on the team with 47 points (19G, 28A) in 78 regular-season games ... Skated in a season-high 20:48 on Nov. 23 at VAN ... Posted a season-high three points twice (Oct. 1 vs. WSH, 1G, 2A; Jan. 29 at VAN, 2G, 1A) ... Recorded two assists on five occasions and notched two multi-goal games ... Compiled a four-game point streak (4G, 2A) from Dec. 8-14 ... Missed two games due to injury (March 18-21) ... Recorded 16 points (6G, 10A) in 19 Stanley Cup Playoffs games ... Set postseason career highs in assists and points ... Netted a playoff career-best two goals in Game 2 of the Western Conference



CAREER HIGHS

| | | | |
|---------|---|-------|-------------|
| SOG | 9 | @ ARI | 12/03/16 |
| GOALS | 3 | @ CAR | 04/02/16 |
| ASSISTS | 3 | BUF | 10/11/14 |
| POINTS | 3 | | SEVEN TIMES |
| PIM | 4 | | THREE TIMES |

SAAD VS. NHL

| | GP | G | A | PTS | PIM |
|-------|-----|-----|-----|-----|-----|
| ANA | 13 | 5 | 3 | 8 | 0 |
| ARI | 13 | 3 | 4 | 7 | 10 |
| BOS | 10 | 1 | 2 | 3 | 2 |
| BUF | 10 | 3 | 7 | 10 | 6 |
| CGY | 13 | 2 | 4 | 6 | 2 |
| CAR | 11 | 5 | 3 | 8 | 0 |
| CHI | 4 | 1 | 1 | 2 | 2 |
| COL | 17 | 5 | 8 | 13 | 0 |
| CBJ | 8 | 1 | 2 | 3 | 0 |
| DAL | 19 | 7 | 5 | 12 | 6 |
| DET | 13 | 3 | 2 | 5 | 4 |
| EDM | 13 | 3 | 10 | 13 | 8 |
| FLA | 10 | 5 | 3 | 8 | 0 |
| LAK | 12 | 3 | 3 | 6 | 0 |
| MIN | 17 | 4 | 7 | 11 | 2 |
| MTL | 10 | 5 | 2 | 7 | 2 |
| NSH | 18 | 6 | 8 | 14 | 2 |
| NJD | 13 | 2 | 3 | 5 | 2 |
| NYI | 13 | 3 | 3 | 6 | 0 |
| NYR | 13 | 2 | 2 | 4 | 2 |
| OTT | 10 | 3 | 0 | 3 | 4 |
| PHI | 10 | 2 | 6 | 8 | 2 |
| PIT | 11 | 2 | 8 | 10 | 0 |
| SJS | 13 | 5 | 7 | 12 | 0 |
| STL | 16 | 4 | 6 | 10 | 0 |
| TBL | 10 | 2 | 3 | 5 | 0 |
| TOR | 10 | 3 | 5 | 8 | 0 |
| VAN | 13 | 5 | 2 | 7 | 4 |
| WSH | 12 | 5 | 4 | 9 | 4 |
| WPG | 13 | 7 | 2 | 9 | 2 |
| TOTAL | 368 | 107 | 125 | 232 | 66 |

CAREER (CONT.)

Second Round vs. MIN on May 4, including his first career postseason game-winner ... Notched a playoff career-long four-game point streak (3G, 4A) from May 26-June 1 ... Collected a postseason career-high three points (1G, 2A) in Game 5 of the Western Conference Final vs. LAK on May 28. **2012-13:** Split the season between Chicago and the American Hockey League's Rockford IceHogs ... Named a finalist for the 2013 Calder Memorial Trophy, given annually to the NHL's top rookie ... Shared fourth on the Blackhawks with 27 points (10G, 17A) in 46 regular-season games ... Ranked fifth in points among NHL first-years and third in assists ... Notched a career-high three points twice ... Notched his first career NHL goal on Feb. 5 at SJS ... Netted his first career shorthanded and game-winning goal on Feb. 22 vs. SJS ... Tallied his first career multi-point game (1G, 2A) on March 5 vs. MIN ... Skated in a season-high 21:57 on March 6 vs. COL ... Posted four-game point streaks twice (March 5-10, 1G, 5A; March 16-25, 5A) ... Posted his first multi-goal game (2G, 1A) on March 31 at DET ... Shared the lead among league rookies with six points (1G, 5A) in 23 postseason games en route to the 2013 Stanley Cup championship ... Led all first-years with 50 SOG ... Recorded his first career playoff multi-point outing (2A) in Game 2 of the WCF vs. LAK on June 2 ... Netted his first postseason goal, tallied a career-high 9 SOG and skated in a playoff-high 31:15 in Game 1 of the Stanley Cup Final vs. BOS on June 12 ... Posted 18 points (7G, 11A) in 30 regular-season games with Rockford in his AHL debut ... Notched a professional career-high four points (1G, 3A) on Jan. 11 vs. Grand Rapids ... Missed seven games due to injury (Oct. 20-Nov. 3). **2011-12:** Split time between Chicago and the Ontario Hockey League's Saginaw Spirit ... Made his NHL debut at Dallas on Oct. 7, tallying 2 SOG in 13:05 of ice time ... Recorded one assist in two postseason games in his Stanley Cup Playoffs debut ... Made his postseason debut in Game 4 of the Western Conference Quarterfinals vs. ARI on April 19 ... Notched his first NHL playoff point (1A) in Game 5 on April 21 ... Recorded career highs in goals (3G), assists (4G) and points (7G) in 44 regular-season tilts with Saginaw ... Shared second on the club with 76 points (34G, 42A) and ranked second with 34 goals ... Registered a postseason career-high 17 points (8G, 9A) in 12 contests, pacing the team in points and goals and sharing second on the club in helpers. **2010-11:** Ranked fifth on Saginaw with 55 points (27G, 28A) in 59 regular-season contests ... Tied for second on the club with 27 markers and 12 PPG in his first OHL campaign ... Netted two hat tricks during the campaign ... Recorded his first OHL goal and assist for his first multi-point game at Erie on Sept. 25 ... Registered 12 points (3G, 9A) in 12 postseason tilts. **2009-10:** Recorded 58 points (29G, 29A) in 63 contests with the U.S. National Team Development Program U18 team ... Tallied 26 points (12G, 14A) in 24 regular-season games with the United States Hockey League's USNTDP Juniors. **2008-09:** Recorded 29 goals and 18 helpers in 47 regular-season tilts with the North American Hockey League's Mahoning Valley Phantoms ... Named the NAHL's Rookie of the Year ... Was selected to the All-NAHL team, the All-North division team and the All-Rookie team.

INTERNATIONAL CAREER

Skated in three games with Team North America at the 2016 World Cup Of Hockey ... Posted six points (1G, 5A) in six games with Team USA at the 2012 IIHF U20 World Championship in Alberta ... Helped Team USA win a gold medal at the 2010 U18 World Championship, tallying six points (3G, 3A) in seven games.

CAREER STATISTICS

| SEASON | TEAM | LEAGUE | REGULAR SEASON | | | | | | PLAYOFFS | | | | | |
|------------|-----------------|---------|----------------|-----|-----|-----|-----|-----|----------|----|----|-----|-----|-----|
| | | | GP | G | A | PTS | +/- | PIM | GP | G | A | PTS | +/- | PIM |
| 2007-08 | Pittsburgh | MWEHL | 26 | 11 | 19 | 30 | - | 16 | - | - | - | - | - | - |
| 2008-09 | Mahoning Valley | NAHL | 47 | 29 | 18 | 47 | 21 | 48 | 7 | 5 | 1 | 6 | 5 | 10 |
| | USNTDP | U17 | 7 | 6 | 5 | 11 | - | 2 | - | - | - | - | - | - |
| 2009-10 | USNTDP | U18 | 39 | 17 | 15 | 32 | - | 16 | - | - | - | - | - | - |
| | USA | WJC U18 | 7 | 3 | 3 | 6 | 6 | 4 | - | - | - | - | - | - |
| 2010-11 | Saginaw | OHL | 59 | 27 | 28 | 55 | 8 | 47 | 12 | 3 | 9 | 12 | 1 | 10 |
| 2011-12 | CHICAGO | NHL | 2 | 0 | 0 | 0 | 0 | 0 | 2 | 0 | 1 | 1 | 2 | 0 |
| | Saginaw | OHL | 44 | 34 | 42 | 76 | 35 | 38 | 12 | 8 | 9 | 17 | 3 | 4 |
| 2012-13 | USA | WJC | 6 | 1 | 5 | 6 | 8 | 0 | - | - | - | - | - | - |
| | Rockford | AHL | 31 | 8 | 12 | 20 | 1 | 10 | - | - | - | - | - | - |
| 2013-14 | CHICAGO | NHL | 46 | 10 | 17 | 27 | 17 | 12 | 23 | 1 | 5 | 6 | -1 | 4 |
| | CHICAGO | NHL | 78 | 19 | 28 | 47 | 20 | 20 | 19 | 6 | 10 | 16 | 10 | 6 |
| 2014-15 | CHICAGO | NHL | 82 | 23 | 29 | 52 | 7 | 12 | 23 | 8 | 3 | 11 | 5 | 6 |
| 2015-16 | Columbus | NHL | 78 | 31 | 22 | 53 | 1 | 14 | - | - | - | - | - | - |
| 2016-17 | Columbus | NHL | 82 | 24 | 29 | 53 | 23 | 8 | 5 | 1 | 2 | 3 | -5 | 0 |
| | North America | W-CUP | 3 | 0 | 0 | 0 | -2 | 2 | - | - | - | - | - | - |
| NHL TOTALS | | | 368 | 107 | 125 | 232 | 68 | 66 | 72 | 16 | 21 | 37 | 11 | 16 |

LEADERSHIP

PLAYERS

2016-17

OPPONENTS

TRADITION

RECORDS

PLAYOFFS

HISTORY

MINORS

NHL

MEDIA

NICK SCHMALTZ


CENTER • 8

SHOOTS: **RIGHT**

HEIGHT: **6'0"** WEIGHT: **177**

BIRTHDATE: **FEB. 23, 1996**

BIRTHPLACE: **MADISON, WIS.**



DRAFT POSITION

Blackhawks' first-round selection (20th overall) in the 2014 National Hockey League Draft.

CAREER HIGHLIGHTS

Logged career highs in all offensive categories, including goals (6), assists (22) and games played (61) during the 2016-17 regular season ... Made his NHL debut on Oct. 12, 2016 vs. STL ... Recorded a career-long five-game point streak (2G, 7A) from Feb. 19-March 1, 2017 ... Won the 2016 NCAA Division I championship with the University of North Dakota.

CAREER

2016-17: Split the season between Chicago and the American Hockey League's Rockford IceHogs in his first professional season ... Paced Chicago rookies with 22 helpers and shared second with six tallies in 61 regular-season games with the Blackhawks ... Made his NHL debut on Oct. 12 vs. STL ... Netted his first career NHL goal on Oct. 15 vs. NSH ... Racked up a career-high three points (1G, 2A) on Feb. 21 at MIN ... Recorded a career-long five-game point streak (2G, 7A) from Feb. 19-March 1 ... Tallied nine points (6G, 3A) in 12 regular-season games with Rockford in his AHL debut ... Made his Stanley Cup Playoffs debut in the Western Conference First Round vs. NSH and was held without a point in four outings. **2015-16:** Registered a collegiate career-high 46 points (11G, 35A) in 37 games as a sophomore while helping the University of North Dakota win the NCAA championship ... Scored the game-winning goal vs. Denver in the semifinal game to send North Dakota to the title game ... Tallied an assist in the championship game vs. Quinnipiac. **2014-15:** Named to the 2015 National Collegiate Hockey Conference All-Rookie team after scoring 26 points (5G, 21A) as a freshman at the University of North Dakota. **2013-14:** Finished his United States Hockey League career with the Green Bay Gamblers, tallying 63 points (18G, 45A) in 55 regular-season games ... Added a goal and an assist in three playoff games ... Appeared in two tilts with the U.S. National Team Development Program. **2012-13:** Tallied 52 games (18G, 34A) in 64 regular-season games with Green Bay ... Logged a goal and an assist in four postseason matchups. **2011-12:** Collected 20 points (9G, 11A) in 12 regular-season games with the Chicago Mission ... Made his USHL debut with Green Bay, compiling four points (1G, 3A) in 11 regular-season games.

INTERNATIONAL CAREER

Played for Team USA at the 2017 IIHF World Championship in Cologne, Germany, and Paris, France, collecting three helpers in seven tilts ... Won a bronze medal with Team USA at the 2016 IIHF U20 World Championship in Helsinki, Finland, where he notched eight points (2G, 6A) in seven games ... Tallied one assist in five games with Team USA at the 2015 IIHF U20 World Championship in Toronto and Montreal.



CAREER HIGHS

| | | | |
|---------|---|-------|-------------|
| SOG | 4 | @ ANA | 04/06/17 |
| GOALS | 1 | | SIX TIMES |
| ASSISTS | 2 | | FOUR TIMES |
| POINTS | 3 | @ MIN | 02/21/17 |
| PIM | 2 | | THREE TIMES |

SCHMALTZ VS. NHL

| | GP | G | A | PTS | PIM |
|--------------|-----------|----------|-----------|-----------|----------|
| ANA | 3 | 0 | 0 | 0 | 2 |
| ARI | 2 | 1 | 1 | 2 | 0 |
| BOS | 2 | 0 | 0 | 0 | 0 |
| BUF | 1 | 0 | 1 | 1 | 0 |
| CGY | 3 | 0 | 1 | 1 | 0 |
| COL | 4 | 1 | 3 | 4 | 2 |
| CBJ | 2 | 0 | 0 | 0 | 0 |
| DAL | 4 | 0 | 1 | 1 | 0 |
| DET | 1 | 0 | 0 | 0 | 0 |
| EDM | 3 | 0 | 1 | 1 | 0 |
| FLA | 2 | 0 | 0 | 0 | 0 |
| LAK | 3 | 0 | 2 | 2 | 0 |
| MIN | 4 | 2 | 2 | 4 | 0 |
| MTL | 2 | 0 | 2 | 2 | 0 |
| NSH | 2 | 1 | 0 | 1 | 2 |
| NJD | 2 | 0 | 0 | 0 | 0 |
| OTT | 1 | 0 | 0 | 0 | 0 |
| PHI | 2 | 0 | 0 | 0 | 0 |
| PIT | 2 | 0 | 3 | 3 | 0 |
| SJS | 2 | 0 | 0 | 0 | 0 |
| STL | 3 | 0 | 1 | 1 | 0 |
| TBL | 2 | 0 | 2 | 2 | 0 |
| TOR | 2 | 0 | 0 | 0 | 0 |
| VAN | 3 | 0 | 1 | 1 | 0 |
| WSH | 1 | 0 | 0 | 0 | 0 |
| WPG | 3 | 1 | 1 | 2 | 0 |
| TOTAL | 61 | 6 | 22 | 28 | 6 |

CAREER STATISTICS

| SEASON | TEAM | LEAGUE | REGULAR SEASON | | | | | | PLAYOFFS | | | | | |
|------------|--------------|-----------|----------------|----|----|-----|-----|-----|----------|---|---|-----|-----|-----|
| | | | GP | G | A | PTS | +/- | PIM | GP | G | A | PTS | +/- | PIM |
| 2011-12 | Chicago | TIEHL U16 | 12 | 9 | 11 | 20 | - | 4 | - | - | - | - | - | - |
| | Green Bay | USHL | 11 | 1 | 3 | 4 | 7 | 2 | - | - | - | - | - | - |
| 2012-13 | Green Bay | USHL | 64 | 18 | 34 | 52 | 2 | 15 | 4 | 1 | 1 | 2 | -2 | 0 |
| 2013-14 | Green Bay | USHL | 55 | 18 | 45 | 63 | -3 | 16 | 4 | 1 | 2 | 3 | -1 | 17 |
| | USNTDP | U18 | 2 | 0 | 0 | 0 | -7 | 0 | - | - | - | - | - | - |
| 2014-15 | North Dakota | NCAA | 38 | 5 | 21 | 26 | 3 | 12 | - | - | - | - | - | - |
| | USA | WJC | 5 | 0 | 1 | 1 | 2 | 0 | - | - | - | - | - | - |
| 2015-16 | North Dakota | NCAA | 37 | 11 | 35 | 46 | 44 | 6 | - | - | - | - | - | - |
| | USA | WJC | 7 | 2 | 6 | 8 | 3 | 4 | - | - | - | - | - | - |
| 2016-17 | CHICAGO | NHL | 61 | 6 | 22 | 28 | 10 | 6 | 4 | 0 | 0 | 0 | -2 | 2 |
| | Rockford | AHL | 12 | 6 | 3 | 9 | -4 | 2 | - | - | - | - | - | - |
| | USA | WC | 7 | 0 | 3 | 3 | 4 | 2 | - | - | - | - | - | - |
| NHL TOTALS | | | 61 | 6 | 22 | 28 | 10 | 6 | 4 | 0 | 0 | 0 | -2 | 2 |

LEADERSHIP

PLAYERS

2016-17

OPPONENTS

TRADITION

RECORDS

PLAYOFFS

HISTORY

MINORS

NHL

MEDIA

BRENT
SEABROOK

DEFENSE • 7

SHOOTS: RIGHT

HEIGHT: 6'3" WEIGHT: 220

BIRTHDATE: APRIL 20, 1985

BIRTHPLACE: RICHMOND, BRITISH COLUMBIA

HOMETOWN: TSAWWASSEN, BRITISH COLUMBIA



DRAFT POSITION

Blackhawks' first-round selection (14th overall) in the 2003 National Hockey League Draft.

CAREER HIGHLIGHTS

Posted a career-high 14 goals and 49 points in 81 games during the 2015-16 regular season ... Collected a career-best 39 helpers in 82 games during the 2010-11 regular season ... Tallied a career-best four points (4A) on Oct. 7, 2005 vs. SJS, a franchise record among rookies ... Skated in a regular-season career-high 31:22 on Nov. 3, 2011 at FLA ... Posted a career-long seven-game point streak (2G, 5A) from Nov. 14-28, 2014 ... Played in his 900th career game on Feb. 18, 2017 vs. EDM ... Recorded two assists to reach 400 career points on March 4, 2017 at NSH ... Notched postseason career highs with 12 assists and 15 points in the 2014 playoffs ... Set a career high and single-postseason franchise record among defensemen with seven goals in the 2015 playoffs ... Selected to one All-Star Game (2015) ... Won a gold medal with Team Canada at the 2010 Winter Olympics ... Won the Stanley Cup in 2010, 2013 and 2015 with Chicago.

CAREER

2016-17: Ranked second among team defensemen with 36 helpers and added three goals in 79 regular-season games ... Dished out a season-high three assists on Oct. 18 vs. PHI ... Became the 16th player in Blackhawks history to record 300 assists with a helper on Dec. 20 vs. OTT ... Had assists in four straight games (4A) from Jan. 26-Feb. 4 ... Played in his 900th career game on Feb. 18 vs. EDM, becoming the seventh Blackhawk to reach the mark ... Recorded two assists to reach 400 career points on March 4 at NSH ... Was held without a point in four postseason tilts in the Western Conference First Round vs. NSH. **2015-16:** Tied for 13th among NHL defensemen with a career-best 49 points and 11th with a career-high 14 goals in 81 regular-season games ... Became the fifth defenseman in franchise history to reach 800 games played on Dec. 27 vs. CAR ... Tied a career high with two goals and set a career high with his 10th goal of the year on Feb. 13 vs. ANA ... Recorded three three-point games (Oct. 22 vs. FLA, Nov. 27 at ANA, March 2 at DET) ... Matched a career high with his third game-winning goal of the season on April 1 at WPG ... Notched one goal and one assist in seven postseason tilts in the First Round vs. STL. **2014-15:** Ranked second among club defensemen with 31 points (8G, 23A) in 82 regular-season games ... Led team blueliners with a career-high 181 shots on goal ... Paced the team with 141 blocked shots ... Notched six multi-point outings ... Posted a career-long and team-best seven-game point streak (2G, 5A) from Nov. 14-28 ... Skated in his 700th NHL game on Nov. 20 at CGY ... Recorded his 300th point with an assist on Nov. 26 at COL ... Made his first NHL All-Star Game appearance, tallying one assist on the contest ... Set a career high and franchise record, as well as postseason-best among NHL defensemen, with seven goals in 23 games en route to the 2015 Stanley Cup championship ... Added four assists for a playoff total of 11 points ... Recorded a four-game point streak (2G, 2A) from April 17-23 ... Ranked third in the NHL with a career-high 60:34 of ice time in the postseason ... Notched his third career playoff overtime goal on April 21 vs. NSH ... Skated in a postseason career-high 47:46 on May 19 at ANA. **2013-14:** Earned 41 points (7G, 34A) in 82 regular-season games, second among club blueliners ... Shared the lead among team defensemen in goals ... Ranked second on the team with 142 blocked shots ... Recorded eight multi-point games ... Tied a career-long four-game assist streak (4A) from Oct. 24-28 ... Tallied his 200th career assist on Nov. 14 vs. ARI ... Tied a season-long four-game point streak (2G, 4A) from Dec. 6-11 ... Skated in a season-high 26:57 on March 23 vs. NSH ... Recorded 15 points (3G, 12A) in 16 Stanley Cup Playoffs games ... Set postseason career highs in points and assists ... Paced team defensemen and ranked third among league blueliners in playoff points ... Led the



CAREER HIGHS

| | | | |
|---------|----|-------------|----------|
| SOG | 8 | ANA | 01/10/10 |
| GOALS | 2 | THREE TIMES | |
| ASSISTS | 4 | SJS | 10/07/05 |
| POINTS | 4 | SJS | 10/07/05 |
| PIM | 22 | @ NSH | 12/02/06 |

SEABROOK VS. NHL

| | GP | G | A | PTS | PIM |
|-------|-----|----|-----|-----|-----|
| ANA | 42 | 4 | 13 | 17 | 12 |
| ARI | 42 | 4 | 15 | 19 | 16 |
| BOS | 16 | 0 | 7 | 7 | 6 |
| BUF | 15 | 0 | 7 | 7 | 8 |
| CGY | 41 | 6 | 14 | 20 | 34 |
| CAR | 14 | 1 | 2 | 3 | 4 |
| COL | 49 | 4 | 14 | 18 | 22 |
| CBJ | 58 | 9 | 27 | 36 | 47 |
| DAL | 50 | 3 | 21 | 24 | 53 |
| DET | 59 | 8 | 23 | 31 | 26 |
| EDM | 41 | 6 | 14 | 20 | 20 |
| FLA | 17 | 3 | 9 | 12 | 8 |
| LAK | 42 | 3 | 14 | 17 | 35 |
| MIN | 48 | 3 | 8 | 11 | 29 |
| MTL | 14 | 0 | 3 | 3 | 2 |
| NSH | 70 | 5 | 21 | 26 | 68 |
| NJD | 15 | 2 | 12 | 14 | 11 |
| NYI | 14 | 2 | 6 | 8 | 4 |
| NYR | 15 | 1 | 5 | 6 | 4 |
| OTT | 14 | 3 | 5 | 8 | 6 |
| PHI | 13 | 2 | 3 | 5 | 0 |
| PIT | 13 | 0 | 3 | 3 | 8 |
| SJS | 42 | 5 | 19 | 24 | 32 |
| STL | 72 | 6 | 22 | 28 | 52 |
| TBL | 15 | 1 | 6 | 7 | 4 |
| TOR | 14 | 3 | 8 | 11 | 10 |
| VAN | 40 | 2 | 7 | 9 | 25 |
| WSH | 13 | 1 | 2 | 3 | 9 |
| WPG | 25 | 1 | 8 | 9 | 19 |
| TOTAL | 923 | 88 | 318 | 406 | 574 |

CAREER (CONT.)

club with six power-play points (2G, 4A) ... Notched multi-point efforts in his first four games of the postseason (1G, 1A on April 17 at STL; 1G, 1A on April 19 at STL; 2A on April 27 vs. STL; 2A on May 2 vs. MIN) ... Posted two three-game point streaks (5A, April 27-May 4; 1G, 5A, May 28-June 1) ... Missed three games due to suspension (April 21-27). **2012-13:** Ranked second among team blueliners with 20 points (8G, 12A) in 47 regular-season games ... Was one of seven NHL blueliners with 100-plus blocked shots (106) and hits (103) ... Recorded four multi-point games ... Logged a season-high 27:37 of ice time on Jan. 27 vs. DET ... Took a season-high 5 SOG on Feb. 15 vs. SJS ... Registered a season-high eight hits on March 1 vs. CBJ ... Tied a career high with two goals, both on the power play, on April 20 vs. ARI, and was one of two Blackhawks to net a goal on his birthday (N. Leddy) ... Missed one game due to injury (Feb. 19) ... Tallied four points (3G, 1A) in 23 postseason games en route to the 2013 Stanley Cup championship ... Netted two game-winning goals and was one of two league defensemen to net more than one GWG ... Notched his first career playoff GWG in overtime in Game 7 of the Western Conference Semifinals vs. DET on May 29 ... Skated in a postseason-high 39:12 in Game 1 of the Stanley Cup Final vs. BOS on June 12 ... Tallied the OT GWG in Game 4 of the SCF at BOS on June 19. **2011-12:** Paced team defensemen with nine goals and ranked third among club blueliners with 34 points (9G, 25A) in 78 regular-season contests ... Reached the 30-point plateau for the fifth time in his career and the 20-point mark for the seventh consecutive season ... Paced Chicago with 165 blocked shots ... One of two NHL blueliners to record 150 hits, 150 blocked shots and 150 shots on goal (D. Seidenberg) ... Finished second on the club with a career-high 24:45 average TOI ... Recorded six multi-point games, second among club blueliners ... Skated in a regular-season career-high 31:22 on Nov. 3 at FLA ... Recorded his 200th NHL point (1A) on Dec. 2 vs. NYI ... Collected an assist in his 500th NHL game on Dec. 11 vs. SJS ... Posted a season-long three-game point streak (2G, 1A) from Feb. 3-10 ... Missed four regular-season games due to injury (Nov. 16-23) ... Tallied three points (1G, 2A) in six postseason appearances in the 2012 Western Conference Quarterfinals vs. ARI ... Led team blueliners with 18 SOG and paced the team with 12 blocked shots ... Posted a postseason career-high 7 SOG in Game 1 on April 12. **2010-11:** Ranked fifth on the club and led team defensemen with 48 points, including a career-best 39 assists ... Netted 5 PPG to lead team blueliners ... Finished second on the club with 154 blocked shots ... Ranked second on the team with 24:23 TOI per game ... Paced the team with 2:46 of shorthanded TOI per game ... Registered a team-high 27 assists at home and led club defensemen with 30 home points ... Led team blueliners with 10 multi-point games, including one three-point outing ... Registered a pair of assists on Oct. 16 vs. BUF for his first multi-point outing of the campaign ... Recorded a season-high 6 SOG on Oct. 9 vs. DET ... Logged a season-high 28:30 TOI twice (Oct. 11 at BUF, March 9 at TBL) ... Registered one assist in five playoff games during the 2011 WCQF vs. VAN ... His only point of the postseason came on the game-tying goal to force overtime in Game 7 on April 26 ... Missed two games due to injury (April 19-21). **2009-10:** Collected 26 assists and 30 points in 78 regular-season games ... Led the club with 153 blocked shots ... Posted six multi-assist games and seven multi-point outings ... Compiled two season-long three-game point streaks (Oct. 2-8, 4A; Nov. 13-19, 3A) ... Collected his 100th NHL assist on Dec. 13 vs. TBL ... Ended the longest shootout in Blackhawks history (tied) with an 11th-round game-deciding goal on Dec. 1 vs. CBJ ... Netted the OT GWG on Oct. 12 vs. CGY to cap the biggest comeback in franchise history (down 5-0) ... Credited with a Blackhawks season-high nine hits on Dec. 5 at PIT ... Missed one game due to injury (Oct. 24), ending a streak of 223 consecutive regular-season games played ... Netted four goals and added seven assists in 22 games while helping Chicago win the 2010 Stanley Cup championship ... Registered a postseason career-high three points (1G, 2A) in Game 2 of the WCQF vs. VAN on May 3 ... Posted four multi-point outings. **2008-09:** Appeared in all 82 regular-season games, sharing the lead among team defensemen with eight goals ... Ranked fourth among club blueliners with 18 assists and 26 points ... Led Chicago with 224 hits and 113 blocked shots ... Posted a season-long three-game point streak (1G, 2A) from Nov. 1-9 ... Tallied his 100th NHL point (1A) on Jan. 11 vs. NSH ... Set a season high with two points three times ... Paced Chicago with 11 assists and led team defensemen with 12 points while appearing in all 17 games during his Stanley Cup Playoffs debut ... Paced Chicago with an average TOI of 26:00 ... Recorded a postseason-long five-game point streak (1G, 6A) from April 22-May 2 ... Notched his first career playoff point (1A) on April 18 vs. CGY ... Netted a postseason career-high two assists and three points, including his first NHL playoff goal, on April 25 vs. CGY ... Shared the team lead with five assists and tied for second with six points in the WCQF vs. CGY ... Recorded a postseason-high six blocked shots in Game 2 of the Western Conference Final vs. DET on May 19. **2007-08:** Paced Blackhawks defensemen with 23 assists and shared the lead among team blueliners with 32 points while skating in all 82 regular-season games ... Netted a career-high two goals, including the GWG, on Dec. 23 against EDM ... Notched a season-long four-game point streak (5A) from March 29-April 4. **2006-07:** Shared the lead among team defensemen with four goals and ranked second with 20 assists and 24 points in 81 regular-season games ... Ranked second with 129 blocked shots and 146 hits ... Racked up a career-high 22 PIM and two fighting majors on Dec. 2 at NSH ... Participated in the YoungStars Game as part of the 2007 NHL All-Star Game festivities on Jan. 23 in Dallas ... Missed one game due to injury (Dec. 17). **2005-06:** Paced Blackhawks defensemen with 27 assists and 32 points in 69 regular-season contests as a rookie ... Ranked second among club rookies and sixth on the team with 32 points ... Ranked second on the team with 27 assists ... Posted an assist in his NHL debut on Oct. 5 vs. ANA ... Dished out a career-high four assists in his second NHL contest on Oct. 7 vs. SJS, matching a franchise single-game record for points and assists by a rookie ... Notched his first two career NHL goals in overtime (Nov. 2 at STL, Nov. 6 vs. ARI). **2004-05:** Ranked second on the Western Hockey League's Lethbridge Hurricanes with 42 assists and ranked third with 54 points in 63 regular-season contests ... Made his professional debut, appearing in three regular-season contests for the American Hockey League's Norfolk Admirals ... Logged one assist in six postseason tilts in his Calder Cup Playoffs debut. **2003-04:** Ranked second on Lethbridge with 29 assists and fifth with 41 points and tied for fourth with 107 PIM in 61 regular-season games. **2002-03:** Ranked third on Lethbridge with 33 assists and fourth with 113 PIM ... Tallied nine goals. **2001-02:** Collected 33 assists, 39 points and 70 PIM in 67 regular-season tilts with Lethbridge ... Appeared in four postseason contests, posting two points (1G, 1A). **2000-01:** Held scoreless in four regular-season games with Lethbridge in his major-junior debut.

| | | | | | | | | | | |
|------------|---------|---------|-----------|-----------|---------|----------|---------|--------|-----|-------|
| LEADERSHIP | PLAYERS | 2016-17 | OPPONENTS | TRADITION | RECORDS | PLAYOFFS | HISTORY | MINORS | NHL | MEDIA |
|------------|---------|---------|-----------|-----------|---------|----------|---------|--------|-----|-------|

LEADERSHIP

PLAYERS

2016-17

OPPONENTS

TRADITION

RECORDS

PLAYOFFS

HISTORY

MINORS

NHL

MEDIA



INTERNATIONAL CAREER

Won a gold medal with Team Canada at the 2010 Winter Olympic Games in Vancouver ... Posted one assist and 2 PIM in seven games ... Appeared in eight games with Team Canada at the 2006 IIHF World Championship in Riga, Latvia ... Won gold with Team Canada at the 2005 IIHF U20 World Championship in Grand Forks, N.D., posting three assists during the tournament ... Represented Canada at the 2004 IIHF U20 World Championship in Finland, recording three points (1G, 2A) in six games ... Played seven games for Team Canada at the 2003 U18 IIHF World Championship, logging six points (3G, 3A) and 4 PIM for the tournament winners.

CAREER STATISTICS

| SEASON | TEAM | LEAGUE | REGULAR SEASON | | | | | | PLAYOFFS | | | | | |
|------------|------------|---------|----------------|----|-----|-----|-----|-----|----------|----|----|-----|-----|-----|
| | | | GP | G | A | PTS | +/- | PIM | GP | G | A | PTS | +/- | PIM |
| 2000-01 | Lethbridge | WHL | 4 | 0 | 0 | 0 | -1 | 0 | - | - | - | - | - | - |
| | | PJHL | 54 | 16 | 26 | 42 | - | 55 | - | - | - | - | - | - |
| 2001-02 | Lethbridge | WHL | 67 | 6 | 33 | 39 | 6 | 70 | 4 | 1 | 1 | 2 | 0 | 2 |
| 2002-03 | Lethbridge | WHL | 69 | 9 | 33 | 42 | -14 | 113 | - | - | - | - | - | - |
| | | WJC U18 | 7 | 3 | 3 | 6 | 11 | 4 | - | - | - | - | - | - |
| 2003-04 | Lethbridge | WHL | 61 | 12 | 29 | 41 | -3 | 107 | - | - | - | - | - | - |
| | | WJC | 6 | 1 | 2 | 3 | 3 | 2 | - | - | - | - | - | - |
| 2004-05 | Lethbridge | WHL | 63 | 12 | 42 | 54 | 25 | 107 | 5 | 1 | 2 | 3 | -3 | 10 |
| | Norfolk | AHL | 3 | 0 | 0 | 0 | -3 | 2 | 6 | 0 | 1 | 1 | -3 | 6 |
| | Canada | WJC | 5 | 0 | 3 | 3 | 6 | 0 | - | - | - | - | - | - |
| 2005-06 | CHICAGO | NHL | 69 | 5 | 27 | 32 | 5 | 60 | - | - | - | - | - | - |
| | Canada | WC | 8 | 0 | 0 | 0 | -1 | 2 | - | - | - | - | - | - |
| 2006-07 | CHICAGO | NHL | 81 | 4 | 20 | 24 | -6 | 104 | - | - | - | - | - | - |
| 2007-08 | CHICAGO | NHL | 82 | 9 | 23 | 32 | 13 | 90 | - | - | - | - | - | - |
| 2008-09 | CHICAGO | NHL | 82 | 8 | 18 | 26 | 23 | 62 | 17 | 1 | 11 | 12 | 0 | 14 |
| 2009-10 | CHICAGO | NHL | 78 | 4 | 26 | 30 | 20 | 59 | 22 | 4 | 7 | 11 | 8 | 14 |
| | Canada | OLY | 7 | 0 | 1 | 1 | 2 | 2 | - | - | - | - | - | - |
| 2010-11 | CHICAGO | NHL | 82 | 9 | 39 | 48 | 0 | 47 | 5 | 0 | 1 | 1 | 0 | 6 |
| 2011-12 | CHICAGO | NHL | 78 | 9 | 25 | 34 | 21 | 22 | 6 | 1 | 2 | 3 | 1 | 0 |
| 2012-13 | CHICAGO | NHL | 47 | 8 | 12 | 20 | 12 | 23 | 23 | 3 | 1 | 4 | -1 | 4 |
| 2013-14 | CHICAGO | NHL | 82 | 7 | 34 | 41 | 23 | 22 | 16 | 3 | 12 | 15 | 0 | 21 |
| 2014-15 | CHICAGO | NHL | 82 | 8 | 23 | 31 | -3 | 27 | 23 | 7 | 4 | 11 | 5 | 10 |
| 2015-16 | CHICAGO | NHL | 81 | 14 | 35 | 49 | 6 | 32 | 7 | 1 | 1 | 2 | -2 | 12 |
| 2016-17 | CHICAGO | NHL | 79 | 3 | 36 | 39 | 5 | 26 | 4 | 0 | 0 | 0 | -3 | 2 |
| NHL TOTALS | | | 923 | 88 | 318 | 406 | 119 | 574 | 123 | 20 | 39 | 59 | 8 | 83 |

| | | | | | | | | | | |
|------------|---------|---------|-----------|-----------|---------|----------|---------|--------|-----|-------|
| LEADERSHIP | PLAYERS | 2016-17 | OPPONENTS | TRADITION | RECORDS | PLAYOFFS | HISTORY | MINORS | NHL | MEDIA |
|------------|---------|---------|-----------|-----------|---------|----------|---------|--------|-----|-------|

PATRICK SHARP


LEFT WING • 10

SHOOTS: **RIGHT**

HEIGHT: **6'1"** WEIGHT: **200**

BIRTHDATE: **DEC. 27, 1981**

BIRTHPLACE: **WINNIPEG, MANITOBA**



DRAFT POSITION

Philadelphia Flyers' third-round selection (95th overall) in the 2001 National Hockey League Draft.

CAREER TRANSACTIONS

Traded by PHI with Eric Meloche to the Blackhawks for Matt Ellison and a third-round pick in the 2006 NHL Draft on Dec. 5, 2005 ... Traded by Chicago with Stephen Johns to DAL in exchange for Trevor Daley and Ryan Garbutt ... Signed as a free agent by Chicago on July 1, 2017.

CAREER HIGHLIGHTS

Recorded a career-best 44 assists and 78 points in 82 games during the 2013-14 regular season with Chicago ... Registered the eighth 20-goal season of his career (20G) during the 2015-16 campaign with DAL ... Notched a career-best 36 goals in 2007-08 with Chicago ... Logged a regular-season career-high 26:07 twice (March 30, 2008 vs. CBJ, March 13, 2012 vs. STL) ... Set a Blackhawks single-game record with 13 shots on goal on Oct. 15, 2010 at CBJ ... Became the first player in Blackhawks history to record an overtime GWG in back-to-back games (Dec. 8, 2011 at NYI, Dec. 11, 2011 vs. SJS) ... Posted a career-long 12 game point streak (6G, 9A) from Dec. 19, 2015-Jan. 9, 2016 ... Skated in his 800th NHL game on Feb. 11, 2016 at CHI ... Tallied postseason highs during the 2010 Stanley Cup Playoffs, posting 11 goals, 11 assists and 22 points in 22 games ... Selected as the MVP of the 2011 NHL All-Star game after recording three points (1G, 2A) ... Won a gold medal with Team Canada at the 2014 Winter Olympics in Sochi ... Won the Stanley Cup in 2010, 2013 and 2015 with Chicago.

CAREER

2016-17: Skated in 48 regular-season games with DAL, totaling 18 points (8G, 10A) ... Recorded four multi-point outings ... Registered a season-high three points (1G, 2A) on Jan. 9 at LAK ... Missed 34 games due to injury (Oct. 22-Nov. 17, Dec. 3-29 and March 26-April 8). **2015-16:** Notched 20 goals and 35 helpers in 76 regular-season games with DAL ... Netted six game-winning goals ... Picked up two helpers on Oct. 17 at FLA ... Recorded a season-high two goals on Oct. 29 vs. VAN ... Established a career-long 12 game (6G, 9A) point streak from Dec. 19-Jan. 9 ... Skated in his 800th NHL game on Feb. 11 at CHI ... Notched a season-high three points (3A) on Feb. 25 vs. WPG ... Added six points (4G, 2A) during the postseason ... Shared third on the team in playoff goals ... Ranked second on the club with 40 shots on goal ... Matched a postseason career high with two goals in Game 3 of the Western Conference First Round at MIN. **2014-15:** Registered 43 points (16G, 27A) in 68 regular-season games with Chicago ... Compiled 10 multi-point outings ... Notched his 500th career point in his 700th career game on Dec. 29 vs. NSH ... Sent a season-best 10 shots on goal on Jan. 1 at WSH ... Tied a career high with four assists on Jan. 30 vs. ANA ... Missed 14 games due to injury (Nov. 7-Dec. 6) ... Collected 15 points (5G, 10A) in 23 playoff games en route to the 2015 Stanley Cup championship. **2013-14:** Recorded a team-high 78 points (34G, 44A) in 82 regular-season games with Chicago, setting career highs in assists and points ... Finished second in the league with a career-high 313 shots on goal ... Ranked second on the team with 18 multi-point games, led the team with six three-point games and ranked second with two four-point outings ... Skated in his 600th NHL game on Oct. 12 vs. BUF ... Equaled a career high with four assists on Nov. 9 at DAL ... Scored his 200th goal as a Blackhawk on Dec. 3 vs. DAL ... Notched his third career hat trick on his 32nd birthday, posting four points (3G, 1A) on Dec. 27 vs. COL ... Named the NHL's First Star for the week ending Dec. 29 ... Tallied his second hat trick of the season and fourth of his career on Jan. 3 at NJD ... Posted a season-long six-game point streak (3G, 5A) from Jan. 2-12 ... Registered 10 points (5G, 5A) in 19 Stanley Cup Playoffs games ... Ranked second on the



CAREER HIGHS

| | | | |
|---------|----|-------|-------------|
| SOG | 13 | @ CBJ | 10/15/10 |
| GOALS | 3 | | FOUR TIMES |
| ASSISTS | 4 | | THREE TIMES |
| POINTS | 4 | | FIVE TIMES |
| PIM | 27 | OTT | 03/05/04 |

SHARP VS. NHL

| | GP | G | A | PTS | PIM |
|--------------|------------|------------|------------|------------|------------|
| ANA | 35 | 15 | 15 | 30 | 22 |
| ARI | 40 | 11 | 15 | 26 | 28 |
| BOS | 16 | 2 | 3 | 5 | 9 |
| BUF | 17 | 8 | 4 | 12 | 6 |
| CGY | 38 | 7 | 16 | 23 | 15 |
| CAR | 14 | 6 | 5 | 11 | 4 |
| CHI | 7 | 1 | 1 | 2 | 2 |
| COL | 40 | 14 | 15 | 29 | 26 |
| CBJ | 50 | 28 | 20 | 48 | 14 |
| DAL | 37 | 12 | 18 | 30 | 41 |
| DET | 51 | 17 | 21 | 38 | 44 |
| EDM | 37 | 13 | 15 | 28 | 10 |
| FLA | 17 | 3 | 7 | 10 | 4 |
| LAK | 35 | 21 | 20 | 41 | 32 |
| MIN | 45 | 7 | 10 | 17 | 26 |
| MTL | 12 | 5 | 5 | 10 | 9 |
| NSH | 62 | 16 | 16 | 32 | 34 |
| NJD | 17 | 7 | 2 | 9 | 8 |
| NYI | 19 | 9 | 7 | 16 | 12 |
| NYR | 19 | 6 | 6 | 12 | 11 |
| OTT | 17 | 4 | 8 | 12 | 37 |
| PHI | 12 | 2 | 6 | 8 | 6 |
| PIT | 18 | 4 | 4 | 8 | 19 |
| SJS | 40 | 12 | 16 | 28 | 16 |
| STL | 61 | 16 | 28 | 44 | 37 |
| TBL | 15 | 4 | 6 | 10 | 4 |
| TOR | 18 | 5 | 6 | 11 | 4 |
| VAN | 36 | 13 | 8 | 21 | 12 |
| WSH | 17 | 3 | 5 | 8 | 6 |
| WPG | 27 | 6 | 14 | 20 | 24 |
| TOTAL | 869 | 277 | 322 | 599 | 522 |

CAREER (CONT.)

team with 60 SOG ... Collected three multi-point outings ... Equaled his postseason career high with two goals in Game 7 of the Western Conference Final vs. LAK on June 1. **2012-13:** Registered 20 points (6G, 14A) in 28 regular-season games with Chicago ... Recorded a season-long three-game point streak twice (Jan. 20-2, 2G, 4A; March 1-5, 1G, 2A) ... Recorded two three-point outings (Jan. 24 at DAL, 1G, 2A; Feb. 7 at ARI, 3A) ... Collected his 200th career assist on Feb. 7 at ARI ... Skated in a season-high 23:07 on Feb. 12 vs. ANA ... Posted a season-high 8 SOG on Feb. 24 vs. CBJ ... Earned his 400th career point (1A) on Feb. 25 vs. EDM ... Missed 19 games due to injury (March 8-April 7, April 14-22) ... Shared third on the team and sixth in the league with 16 points in 23 playoff games en route to the 2013 Stanley Cup championship ... Paced the league with 10 goals, including 2 PPG and two game-winning goals ... Registered four multi-point games, including two multi-goal games and one three-point outing (1G, 2A) ... Recorded a postseason-long six-game point streak (6G, 4A) from May 3-18 ... Skated in a postseason career-high 32:41 in Game 1 of the Stanley Cup Final vs. BOS on June 12. **2011-12:** Ranked second on the club with 69 points (33G, 36A) in 74 regular-season games ... Paced Chicago and ranked fifth in the Western Conference with 33 goals ... Led the team with 8 GWG and 282 SOG ... Posted a season-long nine-game point streak (7G, 6A) from Nov. 29-Dec. 18 ... Became the first player in franchise history to record an overtime GWG in back-to-back games (Dec. 8 at NYI, Dec. 11 vs. SJS) ... Recorded his second career hat trick on Nov. 25 at ANA ... Posted his first multi-goal game of the year (2G) on Nov. 4 at TBL ... Registered a season-high 8 SOG on Dec. 28 vs. LAK ... Reached the 25-goal plateau for the fifth consecutive season on March 4, becoming the seventh player in franchise history to accomplish the feat ... Averaged a career-high 19:53 TOI ... Paced the Blackhawks with 21 goals and 38 points on the road, most in the Western Conference ... Missed eight games due to injury (Jan. 10-24) ... Netted one goal in six postseason appearances in the 2012 Western Conference Quarterfinals vs. ARI ... Led the club with 24 SOG. **2010-11:** Finished third on the club with 71 points (34G, 37A) in 73 regular-season contests ... Shared eighth in the NHL with a team-best 34 goals and seventh with a career-best 12 PPG ... Recorded a club-high 26 points on the power play ... Ranked second on the Blackhawks with 6 GWG ... Paced the team with 268 SOG ... Tied for the team lead with two shorthanded goals and three shorthanded points ... Tied a franchise record with a career-high four assists in the second period on March 14 vs. SJS ... Notched his fifth multi-goal game of the season and reached the 30-goal plateau for the second time in his career on Feb. 18 vs. CBJ ... Selected as the MVP of the 2011 NHL All-Star Game in Raleigh after recording three points (1G, 2A) in his All-Star Game debut ... Scored his 25th goal of the season on Jan. 9 vs. NYI, marking the fourth consecutive season reaching the 25-goal plateau ... Completed a five-game goal streak (5G) from Nov. 20-30 ... Registered a franchise-record 13 SOG on Oct. 15 at CBJ ... Logged a season-high 24:37 on Feb. 12 at ARI ... Missed eight games due to injury (Oct. 9, March 23-April 5) ... Shared second on the club with three goals and notched five points (3G, 2A) in seven games during the 2011 WCQF vs. VAN ... Paced the Blackhawks with 3 PPG, including two in Game 4 on April 19 ... Collected two assists in Game 5 on April 21. **2009-10:** Ranked fourth on the team with 41 assists and 66 points in 82 regular-season contests with Chicago ... Ranked second on the team with 19 goals at even strength ... Posted 13 multi-point games, including a season-high three-point outing (1G, 2A) on Feb. 13 vs. ATL ... Compiled seven point streaks of at least four games in length ... Netted goals in each of Chicago's first three games of the regular season and points in each of the first six (5G, 4A) ... Recorded his 200th NHL point (1A) on Nov. 25 at SJS ... Fired a season-high 10 SOG on Dec. 9 vs. NYR ... Collected his 100th NHL assist on Jan. 16 at CBJ ... Recorded four straight multi-point games (3G, 6A) from Feb. 6-14 ... Reached the 25-goal plateau for the third straight season on April 9 at COL ... Recorded postseason career highs with 11 goals, 11 assists and 22 points in 22 playoff tilts while helping Chicago win the 2010 Stanley Cup championship ... Was one of only four players to reach double digits in both goals and assists in the playoffs ... Recorded at least one point in 15 of 22 contests, including 5 of 6 in the Stanley Cup Final ... Shared the team lead and third in the NHL with 11 goals ... Led the club with 76 SOG ... Netted a pair of goals, including the GWG, in Game 4 of the WCQF at NSH on April 22 ... Matched a career-high four points (1G, 3A) in Game 4 of the WCSF at VAN on May 7 ... Led the team with four goals in six SCF tilts vs. PHI. **2008-09:** Shared eighth on the team with 44 points in 61 regular-season matchups ... Ranked third on the team with 26 goals and 9 PPG ... Recorded a season-high three points three times ... Tallied four multi-goal games and eight multi-point outings ... Posted a season-long seven-game point streak (6G, 5A) from Oct. 13-27 ... Tallied a season-high 8 SOG on Dec. 3 vs. ANA ... Logged a season-high 22:19 TOI on Dec. 6 at DET ... Netted his 100th NHL goal on March 22 vs. LAK ... Missed 16 games due to injury (Feb. 17-March 20, April 5-12) ... Shared second on Chicago with seven goals and ranked seventh with 11 points in 17 postseason contests ... Posted his first career multi-point playoff game (1G, 1A) in Game 2 of the WCQF vs. CGY on April 18 ... Notched a four-game point streak (3G, 3A) from April 18-25 ... Matched a postseason high with two goals, including the overtime GWG, in Game 3 of the WCF vs. DET on May 22. **2007-08:** Ranked second with 62 points (36G, 26A) in 80 regular-season contests with Chicago ... Led the team and shared 13th in the NHL with a career-high 36 goals ... Shared the NHL lead with 7 SHG and paced the squad with 9 PPG, the second consecutive season that he led Chicago in each category ... Led the team with 7 GWG ... Notched 12 multi-point games, including five multi-goal contests ... Matched a club record by potting 2 SHG, including the GWG, on Nov. 3 vs. STL ... Notched his first NHL hat trick and set a career high with four points on Nov. 17 at DET ... Posted a season-long six-game point streak (5G, 2A) from Feb. 2-14 ... Tallied two consecutive three-point games on Feb. 23 at LAK and Feb. 24 at ANA, posting two goals and one assist in each tilt ... Missed two games due to illness (Nov. 24-25). **2006-07:** Ranked second on the Blackhawks with 20 goals and fifth with 35 points in 80 regular-season matchups ... Led the team with 3 SHG and shared the lead with 5 PPG ... Missed two games due to injury (Feb. 7-9). **2005-06:** Totaled 31 points (14G, 17A) in 72 regular-season games between Chicago and PHI ... Appeared in 50 regular-season games with the Blackhawks, recording 23 points (9G, 14A) after being acquired on Dec. 5 ... Registered his first points with Chicago (2A) on Dec. 11 vs. ATL ... Started the campaign with PHI, accruing eight points (5G, 3A) in 22 regular-season outings. **2004-05:** Tallied 52 points (23G, 29A) and 80 PIM in 75 regular-season matchups with the American Hockey League's Philadelphia Phantoms ... Helped the Phantoms win the Calder Cup ... Ranked second in the AHL during the postseason with 21 points (8G, 13A) ... Skated for the Canadian Team at the 2005 AHL All-Star Classic. **2003-04:** Tallied seven points (5G, 2A) and 55 PIM in 41 regular-season tilts with PHI ... Notched his first career NHL goal and GWG on Jan. 16 vs. TOR ... Appeared in 12 Stanley Cup Playoffs games with PHI, netting his first career professional postseason goal on May 18 at TBL ... Registered 29 points (15G, 14A) in 35 regular-season games with the Phantoms ... Scored two goals in 12 games in the AHL playoffs. **2002-03:** Made his NHL debut, posting 2 PIM in three games with PHI ... Held without a point in his first NHL game on Oct. 10 at EDM ... Named the Phantoms Rookie of the Year after posting 14 goals and 33 points in 53 regular-season matchups ... Missed 26 contests due to injury. **2001-02:** Capped his collegiate career at the ECAC's University of Vermont by leading the squad

LEADERSHIP

PLAYERS

2016-17

OPPONENTS

TRADITION

RECORDS

PLAYOFFS

HISTORY

MINORS

NHL

MEDIA

LEADERSHIP

PLAYERS

2016-17

OPPONENTS

TRADITION

RECORDS

PLAYOFFS

HISTORY

MINORS

NHL

MEDIA



CAREER (CONT.)

with 13 goals and 26 points in 31 outings. **2000-01:** Ranked third on Vermont with 12 goals and 15 assists while leading the squad with 6 PPG in 34 games as a freshman. **1999-2000:** Named a United States Hockey League All-Star after posting 55 points (20G, 35A) in 56 games for the Thunder Bay Flyers. **1998-99:** Tallied 43 points (19G, 24A) and 48 PIM in 55 regular-season games with Thunder Bay ... Logged one goal and one assist in three playoff games.

INTERNATIONAL CAREER

Won a gold medal with Team Canada at the 2014 Winter Olympics in Sochi, scoring one goal in five games ... Represented Team Canada at the 2012 IIHF World Championship in Helsinki, Finland, and Stockholm, Sweden, registering eight points (1G, 7A) in eight games ... Shared second on the team with seven assists ... Played for Team Canada at the 2008 IIHF World Championship in Halifax and Quebec City, logging three goals in nine games.

CAREER STATISTICS

| SEASON | TEAM | LEAGUE | REGULAR SEASON | | | | | | PLAYOFFS | | | | | |
|-------------------|--------------|--------|----------------|------------|------------|------------|-----------|------------|------------|-----------|-----------|-----------|----------|-----------|
| | | | GP | G | A | PTS | +/- | PIM | GP | G | A | PTS | +/- | PIM |
| 1998-99 | Thunder Bay | USHL | 55 | 19 | 24 | 43 | - | 48 | 3 | 1 | 1 | 2 | - | 0 |
| 1999-2000 | Thunder Bay | USHL | 56 | 20 | 35 | 55 | - | 41 | - | - | - | - | - | - |
| 2000-01 | Vermont | ECAC | 34 | 12 | 15 | 27 | - | 36 | - | - | - | - | - | - |
| 2001-02 | Vermont | ECAC | 31 | 13 | 13 | 26 | - | 50 | - | - | - | - | - | - |
| 2002-03 | PHILADELPHIA | NHL | 3 | 0 | 0 | 0 | 0 | 2 | - | - | - | - | - | - |
| | Philadelphia | AHL | 53 | 14 | 19 | 33 | -5 | 39 | - | - | - | - | - | - |
| 2003-04 | PHILADELPHIA | NHL | 41 | 5 | 2 | 7 | -3 | 55 | 12 | 1 | 0 | 1 | -2 | 2 |
| | Philadelphia | AHL | 35 | 15 | 14 | 29 | 5 | 45 | 1 | 2 | 0 | 2 | 0 | 0 |
| 2004-05 | Philadelphia | AHL | 75 | 23 | 29 | 52 | 3 | 80 | 21 | 8 | 13 | 21 | 9 | 20 |
| 2005-06 | PHILADELPHIA | NHL | 22 | 5 | 3 | 8 | 4 | 10 | - | - | - | - | - | - |
| | CHICAGO | NHL | 50 | 9 | 14 | 23 | 1 | 36 | - | - | - | - | - | - |
| 2006-07 | CHICAGO | NHL | 80 | 20 | 15 | 35 | -15 | 74 | - | - | - | - | - | - |
| 2007-08 | CHICAGO | NHL | 80 | 36 | 26 | 62 | 23 | 55 | - | - | - | - | - | - |
| | Canada | WC | 9 | 3 | 0 | 3 | 3 | 4 | - | - | - | - | - | - |
| 2008-09 | CHICAGO | NHL | 61 | 26 | 18 | 44 | 6 | 41 | 17 | 7 | 4 | 11 | -1 | 6 |
| 2009-10 | CHICAGO | NHL | 82 | 25 | 41 | 66 | 24 | 28 | 22 | 11 | 11 | 22 | 10 | 16 |
| 2010-11 | CHICAGO | NHL | 74 | 34 | 37 | 71 | -1 | 38 | 7 | 3 | 2 | 5 | 1 | 2 |
| 2011-12 | CHICAGO | NHL | 74 | 33 | 36 | 69 | 28 | 38 | 6 | 1 | 0 | 1 | -2 | 4 |
| | Canada | WC | 8 | 1 | 7 | 8 | 2 | 2 | - | - | - | - | - | - |
| 2012-13 | CHICAGO | NHL | 28 | 6 | 14 | 20 | 8 | 14 | 23 | 10 | 6 | 16 | 1 | 8 |
| 2013-14 | CHICAGO | NHL | 82 | 34 | 44 | 78 | 13 | 40 | 19 | 5 | 5 | 10 | -2 | 6 |
| | Canada | OLY | 5 | 1 | 0 | 1 | 2 | 4 | - | - | - | - | - | - |
| 2014-15 | CHICAGO | NHL | 68 | 16 | 27 | 43 | -8 | 33 | 23 | 5 | 10 | 15 | 2 | 8 |
| 2015-16 | DALLAS | NHL | 76 | 20 | 35 | 55 | -3 | 27 | 13 | 4 | 2 | 6 | -4 | 0 |
| 2016-17 | DALLAS | NHL | 48 | 8 | 10 | 18 | -22 | 31 | - | - | - | - | - | - |
| NHL TOTALS | | | 869 | 277 | 322 | 599 | 55 | 522 | 142 | 47 | 40 | 87 | 3 | 52 |

LEADERSHIP

PLAYERS

2016-17

OPPONENTS

TRADITION

RECORDS

PLAYOFFS

HISTORY

MINORS

NHL

MEDIA

JONATHAN TOEWS

CENTER • 19

SHOOTS: **LEFT**

HEIGHT: **6'2"** WEIGHT: **201**

BIRTHDATE: **APRIL 29, 1988**

BIRTHPLACE: **WINNIPEG, MANITOBA**



DRAFT POSITION

Blackhawks' first-round selection (third overall) in the 2006 National Hockey League Draft.

CAREER HIGHLIGHTS

Named the 34th captain in Blackhawks history on July 17, 2008 ... Recorded a career-best 44 assists and 76 points in 80 games during the 2010-11 regular season ... Scored a career-high 34 goals in 2008-09 ... Began his NHL career with a point in each of his first 10 games (5G, 5A), the second-longest such streak in NHL history (T. Selanne) and a career-long point streak ... Skated in a regular-season career-high 26:55 on Dec. 11, 2011 vs. SJS ... Recorded his 600th NHL point with a helper on Feb. 18, 2017 vs. EDM ... Skated in his 700th NHL game on March 3, 2017 vs. NYI ... Tallied a postseason career-high 22 assists and 29 points during the 2010 postseason, earning the Conn Smythe Trophy as playoff MVP ... Shares the club record for single-season playoff points (D. Savard, 1985) ... Earned the 2013 Frank J. Selke Trophy as the league's best defensive forward and has been nominated four times ... Earned the 2015 Mark Messier Leadership Award ... Named to six NHL All-Star Games (2009, 2011, 2012, 2015, 2016, 2017) ... Earned gold medals with Team Canada at the 2010 and 2014 Winter Olympic Games and at the 2016 World Cup of Hockey ... Named alternate captain for Canada at the 2014 Winter Olympics and 2016 World Cup of Hockey ... Won the Stanley Cup in 2010, 2013 and 2015 with Chicago.

CAREER

2016-17: Registered 58 points (21G, 37A) in 72 regular-season games ... Posted four points (1G, 3A) on Jan. 22 vs. VAN ... Registered his fourth career hat trick and added two assists on Feb. 21 at MIN, becoming the first Blackhawks skater to record five points since he accomplished the feat on Nov. 25, 2011 ... Selected to the 2017 All-Star Game in Los Angeles and tallied one goal ... Named the NHL's First Star for February after posting 18 points (7G, 11A) ... Recorded his 600th NHL point with a helper on Feb. 18 vs. EDM ... Skated in his 700th NHL game on March 3 vs. NYI ... Passed T. Amonte for seventh in team history after scoring his 269th career goal on March 14 at MTL ... Posted a six-game point streak (3G, 4A) from March 14-23 ... Missed nine games (Nov. 25-Dec. 1) due to injury ... Tallied a goal and an assist in four postseason tilts during the Western Conference First Round vs. NSH. **2015-16:** Compiled 58 points (28G, 30A) in 80 regular-season games ... Paced the NHL with five overtime game-winners and shared fourth with eight game-winning goals, tying a career high ... Finished the season with a career-best four shorthanded goals ... Led the NHL with a 58.6 faceoff win percentage (min. 400 faceoffs) and ranked eighth with 921 faceoff wins ... Scored back-to-back game-winning OT goals in 1-0 victories on Oct. 24 and Oct. 26 ... Skated in his 600th NHL game on Dec. 20 vs. SJS ... Tallied his 300th career assist on Feb. 6 at DAL ... Compiled a season-long six-game point streak to end the regular season (March 27-April 7, 3G, 5A) ... Shared the team lead with six assists and shared second with six points in seven games during the First Round vs. STL. **2014-15:** Led the team with 66 points and 28 goals, and ranked second with 38 assists, in 81 regular-season games ... Shared eighth in the NHL with a team-best 7 GWG ... Paced the club with three shorthanded points (2G, 1A) and shared second with 17 power-play points (6G, 11A) ... Ranked sixth in the league with a 56.5 faceoff win percentage and fourth with 947 faceoff wins ... Tallied his 200th career goal and 250th career assist on Nov. 4 at MTL ... Skated in his 500th career game on Nov. 11 vs. TBL ... Posted a six-game point streak (1G, 7A) from Jan. 8-20 ... Registered his 500th career point (1A) on March 23 at CAR ... Notched a season-high four points (2G, 2A) on March 17 vs. NYI ... Was selected to the NHL All-Star Game for the fourth time in his career and named a team captain for the first time ... Recorded five points (1G, 4A) in the contest ... Won the 2015 Mark Messier Leadership Award ... Notched 21 points (10G, 11A) in 23 postseason games en route



CAREER HIGHS

| | | | |
|---------|----|-------|------------|
| SOG | 10 | @ EDM | 02/02/12 |
| GOALS | 3 | | FOUR TIMES |
| ASSISTS | 3 | | FIVE TIMES |
| POINTS | 5 | | TWICE |
| PIM | 10 | BOS | 01/19/14 |

TOEWS VS. NHL

| | GP | G | A | PTS | PIM |
|--------------|------------|------------|------------|------------|------------|
| ANA | 30 | 10 | 11 | 21 | 6 |
| ARI | 31 | 15 | 19 | 34 | 15 |
| BOS | 15 | 7 | 1 | 8 | 18 |
| BUF | 14 | 8 | 6 | 14 | 4 |
| CGY | 34 | 7 | 14 | 21 | 16 |
| CAR | 13 | 5 | 5 | 10 | 12 |
| COL | 37 | 19 | 19 | 38 | 10 |
| CBJ | 40 | 16 | 23 | 39 | 26 |
| DAL | 39 | 15 | 26 | 41 | 20 |
| DET | 39 | 12 | 16 | 28 | 26 |
| EDM | 34 | 17 | 19 | 36 | 20 |
| FLA | 15 | 6 | 5 | 11 | 8 |
| LAK | 32 | 15 | 17 | 32 | 14 |
| MIN | 36 | 13 | 24 | 37 | 12 |
| MTL | 10 | 7 | 5 | 12 | 8 |
| NSH | 49 | 16 | 22 | 38 | 23 |
| NJD | 12 | 2 | 8 | 10 | 11 |
| NYI | 13 | 4 | 9 | 13 | 8 |
| NYR | 12 | 4 | 5 | 9 | 4 |
| OTT | 12 | 7 | 6 | 13 | 6 |
| PHI | 11 | 2 | 4 | 6 | 8 |
| PIT | 12 | 7 | 4 | 11 | 4 |
| SJS | 32 | 13 | 14 | 27 | 25 |
| STL | 51 | 14 | 25 | 39 | 34 |
| TBL | 14 | 8 | 6 | 14 | 12 |
| TOR | 12 | 2 | 4 | 6 | 4 |
| VAN | 34 | 9 | 18 | 27 | 22 |
| WSH | 11 | 5 | 4 | 9 | 4 |
| WPG | 23 | 7 | 11 | 18 | 10 |
| TOTAL | 717 | 272 | 350 | 622 | 390 |

CAREER (CONT.)

to the 2015 Stanley Cup championship ... Set a career high with 10 playoff goals ... Shared fourth among all skaters in postseason points ... His 3 PPG shared third in the NHL ... Led the league with 528 faceoffs and 296 faceoff wins ... Notched three-point games (1G, 2A) in Game 1 and Game 6 of the Western Conference First Round vs. NSH ... Tallied seven multi-point games, including two multi-goal games, both in the Western Conference Final vs. ANA. **2013-14:** Ranked third on the team with 68 points (28G, 40A) in 76 regular-season games ... Ranked fifth in the NHL with a 57.2 F0% and 884 faceoff wins ... Paced team forwards with 20:28 of average ice time ... Shared fourth in the league with a career-high five shorthanded points (3G, 2A) ... Ranked second on the team with 5 GWG ... Tallied two six-game point streaks (Jan. 2-12, 2G, 5A; Dec. 8-17, 1G, 7A) ... Paced the team and shared second in the NHL with three four-point outings ... Netted his third career regular-season hat trick and added a helper on Oct. 29 vs. OTT ... Netted a goal and equaled a career high with three helpers on Nov. 21 at WPG ... Collected his 400th career NHL point (1A) on Dec. 10 at DAL ... Logged a career-high 10 penalty minutes on Jan. 19 vs. BOS ... Became the third player in franchise history to record 20 goals and 40 points in each of his first seven seasons (D. Savard, P. Kane) ... Missed six games due to injury (April 3-12) ... Registered 17 points (9G, 8A) in 19 Stanley Cup Playoffs games ... Led team forwards with 21:42 of average ice time ... Ranked third in the league with 261 faceoff wins ... Became the 24th player in NHL history to score at least 3 GWG in a series (Games 3, 5 and 6 in the First Round vs. STL) ... Paced the NHL with a playoff career-best 4 GWG ... Notched a six-game point streak (4G, 3A) from April 21-May 4 ... Posted a five-game point streak (3G, 3A) from May 24-June 1. **2012-13:** Ranked second on the club with 48 points and shared the team lead with 23 goals in 47 regular-season games ... Ranked second in the league with a conference-best 59.9 F0% and paced the Western Conference with 559 faceoff wins ... Shared the NHL lead with 56 takeaways ... Posted five point streaks of four games or more ... Notched a season-high 9 PIM on Feb. 15 vs. SJS ... Took a season-high seven shots on goal on March 14 vs. CBJ ... Skated in a season-high 24:12 on April 1 vs. NSH ... Posted his 200th career assist on April 4 vs. STL ... Skated in his 400th NHL game on April 9 at MIN ... Tallied 14 points in 23 postseason games en route to the 2013 Stanley Cup championship ... Shared the club lead with 11 helpers ... Notched five multi-point games, including a two-point outing (1G, 1A) in Game 6 of the Stanley Cup Final on June 24 at BOS ... Collected a playoff career-high 7 SOG in Game 3 of the Western Conference Semifinals at DET on May 20 ... Skated in a postseason career-high 36:24 in Game 1 vs. BOS on June 12 ... Posted five points (2G, 3A) in the final three games of the SCF ... Ranked second in the league with 268 faceoff wins ... Won the 2013 Frank J. Selke Trophy as the league's best defensive forward. **2011-12:** Shared second on the Blackhawks with 29 goals and ranked fourth with 57 points (29G, 28A) in 59 regular-season tilts ... Collected his 300th NHL point (1A) on Dec. 14 at MIN ... Honored as the NHL's Second Star of the Month for November and the NHL's Third Star for the week ending Nov. 14 ... Finished with an NHL-best 59.4 F0% and paced the Blackhawks with 675 faceoff wins ... Posted 16 multi-point outings, including three three-point outings and five multi-goal games ... Led team forwards with an average TOI of 20:50 and 1:52 of shorthanded TOI per game ... Tallied a career-high five points (2G, 3A) on Nov. 25 at ANA ... Logged a regular-season career-high 26:55 on Dec. 11 vs. SJS ... Recorded a season-long six-game point streak (5G, 4A) from Jan. 10-20 ... Tallied a five-game point streak (5G, 5A) from Nov. 10-18 ... Fired a career-high 10 SOG on Feb. 2 at EDM ... Became the first player in franchise history to score two penalty-shot goals in one season (Dec. 30 vs. DET, Feb. 16 at NYR) ... His penalty-shot tally just 1:05 into the game at NYR on Feb. 16 was the quickest in franchise history ... Ranked second on the club with three shootout goals and two game-deciding markers ... Selected to his third career All-Star Game, but did not participate due to injury ... Missed 23 regular-season games due to injury (Jan. 24, Feb. 21-April 7) ... Shared the club lead with two goals and four points in six postseason appearances vs. ARI in the 2012 Western Conference Quarterfinals ... Led Blackhawks forwards with an average TOI of 22:17. **2010-11:** Paced the Blackhawks and shared 10th in the NHL with a career-high 76 points (32G, 44A) in 80 regular-season contests ... Finished ninth in the league with a 56.7 F0% and paced the NHL with 937 total draws ... Led team forwards with 20:45 TOI per game ... Posted a team-best 24 multi-point outings ... Honored as the NHL's First Star of the Month for February ... Voted by fans as one of three starting forwards for the 2011 NHL All-Star Game in Raleigh ... Recorded three points (1G, 2A) for Team Lidstrom in his second career All-Star appearance ... Netted his 100th NHL goal on Jan. 16 vs. NSH, becoming the fifth-youngest player in franchise history to reach the milestone ... Tallied Chicago's only hat trick of the season and the third of his NHL career (regular and postseason) on Nov. 17 at EDM ... Recorded a season-high four points (2G, 2A) on Nov. 6 at ATL ... Reached the 200-point plateau with a goal and an assist on Oct. 29 vs. EDM ... Missed two games due to injury (Dec. 30-Jan. 2) ... Posted four points (1G, 3A) in seven games in the 2011 WCOF vs. VAN ... Netted the game-tying SHG with 1:56 remaining in regulation to force overtime in Game 7 on April 26. **2009-10:** Ranked second on the club with 25 goals and third with 43 assists and 68 points in 76 regular-season games ... Tied for the team lead with 9 PPG ... Ranked second on the Blackhawks with 18 multi-point outings, including three three-point games ... Paced the team with 69 takeaways ... Finished seventh in the NHL with a 57.2 F0% ... Tied for the NHL lead with eight shootout goals and ranked fourth with 3 GDG ... Compiled a season-long four-game point streak (2G, 3A) from Dec. 13-20 ... Collected a season-high three assists on Dec. 27 vs. NSH ... Posted four consecutive multi-point games (1G, 7A) from Feb. 14-March 5 ... Tallied his 100th NHL assist on March 5 vs. VAN ... Recorded his first career SHG on April 6 at DAL ... Won the 2010 Conn Smythe Trophy as the Most Valuable Player in the Stanley Cup Playoffs ... Ranked second in the NHL and tied a Blackhawks franchise record (D. Savard, 1985) with a career-high 29 points (7G, 22A) in 22 postseason contests ... Led the league and established a franchise record with 22 playoff helpers ... Tied for the postseason lead with 5 PPG ... Posted seven multi-point outings in the postseason ... Tied Stan Mikita's franchise-record 13-game postseason point streak (7G, 18A) from April 22-May 23 ... Recorded his first career postseason hat trick and tied a franchise playoff record with a career-best five points in Game 4 of the WCF at VAN on May 7. **2008-09:** Recorded 69 points (34G, 35A) in 82 regular-season games ... Paced the team with 34 goals and ranked second with 12 PPG ... Named the 34th captain in Blackhawks history on July 17, 2008, making him the third-youngest player to earn that distinction in NHL history at the time ... Ranked second on the club with 18 multi-point performances, including six multi-goal games, and posted a season-high three points four times ... Awarded the NHL's Second Star for the week ending Dec. 7 ... Named to the starting lineup for the Western Conference in the 2009 NHL All-Star Game in Montreal and notched a goal in the contest ... Paced the club with 7 GWG and a 54.7 F0% ... Recorded Chicago's only hat trick of the season and the first of his NHL career on Feb. 27 vs. PIT ... Matched a season-long five-game point streak twice ... Netted his 100th career point as part of a three-point night (2G, 1A) on Feb. 17 at TBL ... Accrued the first fighting major of his NHL career on Nov. 18 against ARI's Martin Hanzal ... Tied for second on the club with seven goals and ranked third with 13 points in 17 tilts during his Stanley Cup Playoffs debut ... Paced the club with 43 SOG ... Netted his first two postseason goals, including the

LEADERSHIP

PLAYERS

2016-17

OPPONENTS

TRADITION

RECORDS

PLAYOFFS

HISTORY

MINORS

NHL

MEDIA

LEADERSHIP

PLAYERS

2016-17

OPPONENTS

TRADITION

RECORDS

PLAYOFFS

HISTORY

MINORS

NHL

MEDIA



CAREER (CONT.)

GWG, in Game 2 of the WCQF vs. CGY on April 18 ... Tallied a playoff-best two assists in Game 3 vs. CGY on April 20 ... Recorded three points (2G, 1A) in Game 6 of the WCSF vs. VAN on May 11 ... Netted the series-clinching goal in Game 6 vs. VAN on May 11. **2007-08:** Nominated for the 2008 Calder Trophy as the NHL's top rookie ... Led NHL rookies with 24 goals and ranked third with 54 points in 64 regular-season games in his NHL debut ... Registered 10 multi-point games, tallying five two-point outings and notching a season-high three points five times ... Scored his first NHL goal on his first shot in his first game on Oct. 10 vs. SJS ... Began his Blackhawks and professional career with a point in each of his first 10 games (5G, 5A), the second-longest streak to start a career in NHL history (T. Selanne) and a career long ... Potted a season-high two goals on Feb. 14 at NSH ... Dished out a season-high three assists on Feb. 24 at ANA ... Missed 16 games due to injury (Jan. 1-Feb. 9). **2006-07:** Capped his collegiate career with the Western Collegiate Hockey Association's University of North Dakota, ranking second on the team with 18 goals and 28 assists in 34 games while helping UND reach the NCAA Frozen Four Tournament ... Served as the team's alternate captain ... Earned the American Hockey Coaches Association First-Team West All-American honors ... Named to the WCHA Final Five All-Tournament Team and Second Team All-WCHA ... Tallied 33 points (14G, 19A) in the team's final 21 games. **2005-06:** Made his collegiate debut, ranking third on North Dakota with 22 goals and fourth with 39 points in 42 contests ... Earned the NCAA West Regional Most Outstanding Player Award ... Won UND's Tom Hoghaug Memorial Scholarship, awarded annually to the freshman hockey player who has demonstrated initiative, character and a sense of responsibility.

INTERNATIONAL CAREER

Won gold with Team Canada at the 2016 World Cup of Hockey, collecting five points (3G, 2A) in six games during the tournament ... Won a gold medal with Team Canada at the 2014 Winter Olympics in Sochi, recording three points (1G, 2A) in six games while serving as an alternate captain ... Was the third-youngest player to earn a men's hockey medal at the 2010 Winter Olympics in Vancouver, winning a gold medal with Team Canada ... Became the youngest Canadian in history to earn gold medals at the U20 World Championship, World Championship and Olympics ... Was honored with a Directorate Award as the 2010 Olympic tournament's top forward and was named to the All-Tournament Team ... Led Team Canada and ranked third overall in the tournament with eight points (1G, 7A) ... Won a gold medal with Team Canada at the IIHF 2008 World Championship in Halifax and Quebec City, tallying five points (2G, 3A) in nine outings ... Captured two gold medals with Canada in 2007, first at the U20 World Championship in Sweden (4G, 3A), then as the only non-NHL player at the World Championship in Russia (2G, 5A) ... Won a gold medal with Canada at the 2006 IIHF U20 World Championship in British Columbia, tallying two points in six contests.

CAREER STATISTICS

| SEASON | TEAM | LEAGUE | REGULAR SEASON | | | | | | PLAYOFFS | | | | | |
|------------|---------------------|---------|----------------|-----|-----|-----|-----|-----|----------|----|----|-----|-----|-----|
| | | | GP | G | A | PTS | +/- | PIM | GP | G | A | PTS | +/- | PIM |
| 2004-05 | Shattuck St. Mary's | HIGH-MN | 64 | 48 | 62 | 110 | - | 38 | - | - | - | - | - | - |
| 2005-06 | North Dakota | NCAA | 42 | 22 | 17 | 39 | 22 | 22 | - | - | - | - | - | - |
| | Canada | WJC | 6 | 0 | 2 | 2 | 2 | 2 | - | - | - | - | - | - |
| 2006-07 | North Dakota | NCAA | 34 | 18 | 28 | 46 | 14 | 10 | - | - | - | - | - | - |
| | Canada | WJC | 6 | 4 | 3 | 7 | 1 | 12 | - | - | - | - | - | - |
| | Canada | WC | 9 | 2 | 5 | 7 | 0 | 6 | - | - | - | - | - | - |
| 2007-08 | CHICAGO | NHL | 64 | 24 | 30 | 54 | 11 | 44 | - | - | - | - | - | - |
| | Canada | WC | 9 | 2 | 3 | 5 | 0 | 8 | - | - | - | - | - | - |
| 2008-09 | CHICAGO | NHL | 82 | 34 | 35 | 69 | 12 | 51 | 17 | 7 | 6 | 13 | -1 | 26 |
| 2009-10 | CHICAGO | NHL | 76 | 25 | 43 | 68 | 22 | 47 | 22 | 7 | 22 | 29 | -1 | 4 |
| | Canada | OLY | 7 | 1 | 7 | 8 | 9 | 2 | - | - | - | - | - | - |
| 2010-11 | CHICAGO | NHL | 80 | 32 | 44 | 76 | 25 | 26 | 7 | 1 | 3 | 4 | -4 | 2 |
| 2011-12 | CHICAGO | NHL | 59 | 29 | 28 | 57 | 17 | 28 | 6 | 2 | 2 | 4 | 4 | 6 |
| 2012-13 | CHICAGO | NHL | 47 | 23 | 25 | 48 | 28 | 27 | 23 | 3 | 11 | 14 | 9 | 18 |
| 2013-14 | CHICAGO | NHL | 76 | 28 | 40 | 68 | 26 | 34 | 19 | 9 | 8 | 17 | 3 | 8 |
| | Canada | OLY | 6 | 1 | 2 | 3 | 3 | 0 | - | - | - | - | - | - |
| 2014-15 | CHICAGO | NHL | 81 | 28 | 38 | 66 | 30 | 36 | 23 | 10 | 11 | 21 | 7 | 8 |
| 2015-16 | CHICAGO | NHL | 80 | 28 | 30 | 58 | 16 | 62 | 7 | 0 | 6 | 6 | 2 | 10 |
| 2016-17 | CHICAGO | NHL | 72 | 21 | 37 | 58 | 7 | 35 | 4 | 1 | 1 | 2 | -5 | 0 |
| | Canada | W-CUP | 6 | 2 | 3 | 5 | 6 | 0 | - | - | - | - | - | - |
| NHL TOTALS | | | 717 | 272 | 350 | 622 | 194 | 390 | 128 | 40 | 70 | 110 | 14 | 82 |

JORDIN TOOTOO


RIGHT WING • 22

SHOOTS: **RIGHT**

HEIGHT: **5'9"** WEIGHT: **195**

BIRTHDATE: **FEB. 2, 1983**

BIRTHPLACE: **CHURCHILL, MANITOBA**



DRAFT POSITION

Nashville Predators' fourth-round selection (98th overall) in the 2001 National Hockey League Draft.

CAREER TRANSACTIONS

Signed as a free agent by DET on July 1, 2012 ... Signed as a free agent by NJD on Oct. 7, 2014 ... Signed as a free agent by Chicago on July 5, 2016.

CAREER HIGHLIGHTS

Posted a career-high 24 assists and 30 points in 77 regular-season games during the 2011-12 campaign with NSH ... Netted a career-best 11 goals in 2007-08 with NSH ... Appeared in a career-most 77 games during the 2011-12 season with NSH ... Holds NSH franchise record with 725 career penalty minutes ... Compiled a career-best five-game point streak (2G, 3A) from Feb. 20-27, 2015 ... Appeared in his 700th career NHL game on Dec. 20, 2016 vs. OTT ... Nominated for the Bill Masterton Memorial Trophy twice (2012, 2015).

CAREER

2016-17: Scored two goals and added one helper in 50 regular-season tilts with Chicago ... Appeared in his 700th career NHL game on Dec. 20 vs. OTT ... Registered his first goal of the season on March 4 at NSH ... Notched his first point (1A) for Chicago on March 12 vs. MIN ... Netted his second goal of the year on April 2 vs. BOS ... Skated in two postseason tilts during the Western Conference First Round vs. NSH. **2015-16:** Skated in 66 regular-season games with NJD ... Tallied four goals and five helpers ... Netted two power-play goals ... Led the club with 102 PIM, marking the fifth time in his career reaching 100 or more PIM in a season ... Recorded a season-high 20:03 of ice time on Oct. 13 vs. NSH ... Tallied a season-high two points (2A) on Dec. 11 vs. DET ... Logged a season-high eight hits on Feb. 2 vs. WSH. **2014-15:** Played in 68 regular-season contests with NJD ... Reached the 10-goal plateau for the second time in his career (2007-08) ... Led the club with 72 PIM, including a season-high 10 PIM on Dec. 29 vs. PIT ... Established a career best with points in five straight games (2G, 3A) from Feb. 20-27 ... Posted two points (1G, 1A) on March 14 at ARI for his first multi-point outing since Feb. 25, 2012 ... Appeared in his 600th career NHL game on March 28 at CAR ... Scored his first goal in with NJD on Nov. 7 at DET ... Missed seven games (Oct. 24-Nov. 6) with a foot injury ... Nominated for the Bill Masterton Memorial Trophy. **2013-14:** Split the season between DET and the American Hockey League's Grand Rapids Griffins ... Recalled by DET on two occasions ... Registered his lone point with DET (1A) on Dec. 21 at TOR ... Totaled two multi-point games with Grand Rapids, including two goals on Jan. 15 vs. Chicago, part of a season-long three-game point streak (2G, 2A) from Jan. 15-18 ... Finished second on Grand Rapids with 104 PIM ... Posted one assist and 4 PIM in four Calder Cup Playoffs contests ... Missed three games (Oct. 2-5) with a shoulder injury. **2012-13:** Skated in 42 regular-season games during his first season with DET, including his 500th career NHL contest on Feb. 15 vs. ANA ... Led DET with 78 PIM, including a season-high 17 PIM on Feb. 21 vs. CBJ ... Potted his first goal with the club on Feb. 19 at NSH in his first appearance against his former club ... Recorded points in back-to-back games (1G, 1A) from April 24-25 ... Made one Stanley Cup Playoffs appearance with DET on April 30 at ANA. **2011-12:** Appeared in a career-high 77 regular-season games with NSH ... Established career highs with 24 helpers and 30 points ... Notched six multi-point outings ... Missed two games due to suspension (Dec. 6-8) ... Appeared in three playoff contests, compiling 4 PIM ... Nominated for the Bill Masterton Memorial Trophy. **2010-11:** Registered eight goals and 10 helpers in 54 regular-season games with NSH ... Notched a



CAREER HIGHS

| | | |
|---------|----|--------------|
| SOG | 6 | THREE TIMES |
| GOALS | 2 | ATL 04/05/11 |
| ASSISTS | 2 | SIX TIMES |
| POINTS | 3 | ATL 04/05/11 |
| PIM | 17 | THREE TIMES |

TOOTOO VS. NHL

| | GP | G | A | PTS | PIM |
|--------------|------------|-----------|-----------|------------|-------------|
| ANA | 30 | 4 | 5 | 9 | 29 |
| ARI | 29 | 2 | 5 | 7 | 69 |
| BOS | 13 | 2 | 3 | 5 | 12 |
| BUF | 10 | 2 | 0 | 2 | 30 |
| CGY | 31 | 3 | 6 | 9 | 39 |
| CAR | 14 | 0 | 3 | 3 | 16 |
| CHI | 49 | 3 | 8 | 11 | 40 |
| COL | 34 | 1 | 3 | 4 | 36 |
| CBJ | 56 | 4 | 9 | 13 | 135 |
| DAL | 34 | 2 | 4 | 6 | 66 |
| DET | 48 | 5 | 8 | 13 | 31 |
| EDM | 26 | 2 | 2 | 4 | 30 |
| FLA | 14 | 1 | 1 | 2 | 20 |
| LAK | 33 | 2 | 2 | 4 | 35 |
| MIN | 29 | 2 | 4 | 6 | 54 |
| MTL | 14 | 0 | 1 | 1 | 7 |
| NSH | 13 | 2 | 1 | 3 | 14 |
| NJD | 8 | 1 | 1 | 2 | 8 |
| NYI | 16 | 0 | 0 | 0 | 25 |
| NYR | 17 | 1 | 1 | 2 | 15 |
| OTT | 13 | 1 | 2 | 3 | 7 |
| PHI | 16 | 1 | 1 | 2 | 16 |
| PIT | 13 | 2 | 2 | 4 | 20 |
| SJS | 34 | 2 | 4 | 6 | 37 |
| STL | 48 | 6 | 10 | 16 | 108 |
| TBL | 9 | 1 | 1 | 2 | 4 |
| TOR | 12 | 1 | 2 | 3 | 4 |
| VAN | 30 | 6 | 3 | 9 | 65 |
| WSH | 17 | 1 | 0 | 1 | 28 |
| WPG | 13 | 5 | 4 | 9 | 10 |
| TOTAL | 723 | 65 | 96 | 161 | 1010 |

CAREER (CONT.)

career-best two goals and three points on April 5 vs. ATL ... Played in his 400th career NHL game on March 19 vs. DET ... Played in all 12 postseason tilts ... Led the team and tied a playoff franchise record with 28 PIM ... Finished the postseason tied for second on the club with a career-high five assists and shared fourth with six points. **2009-10:** Totaled 16 points (6G, 10A) in 51 regular-season games with NSH ... Posted a career-long three-game goal streak (3G) from Feb. 10-14 ... Registered a point in four straight contests (4A) from Nov. 23-28 ... His lone multi-point effort came on Dec. 4 vs. CHI (1G, 1A) ... Missed 30 regular-season games due to injury ... Notched one assist in six postseason games. **2008-09:** Skated in 72 regular-season games with NSH, posting 12 helpers and 138 shots on goal ... Recorded a season-long three-game point streak (1G, 2A) from Jan. 11-17 ... Paced the team in PIM for the third straight year (124) ... Played in his 300th career NHL game on April 3 at CHI. **2007-08:** Compiled 18 points, including a career-best 11 goals, in 63 regular-season games with NSH ... Led the club with 100 PIM ... Totaled three multi-point games ... Made his 200th career NHL appearance on Dec. 18 at MIN ... Scored goals in consecutive playoff games during the Western Conference Quarterfinals vs. DET. **2006-07:** Tallied nine points (3G, 6A) in 65 regular-season games with NSH ... Led the club with 116 PIM during the regular season ... Finished the regular season with back-to-back multi-point games ... Posted his first career playoff point with an assist on April 18 in Game 4 of the WCQF at SJS ... Missed 10 games due to injury, and missed five games due to suspension (March 21-29). **2005-06:** Split time between NSH and the AHL's Milwaukee Admirals ... Posted a three-game point streak from March 14-18 (2G, 1A) ... Appeared in his 100th career NHL game on April 1 vs. STL ... Was held without a point in three Stanley Cup Playoffs tilts ... Notched 27 points (13G, 14A) in 41 regular-season games with Milwaukee, including seven multi-point games ... Compiled a season-long four-game point streak (4G, 1A) from Dec. 6-14 ... Collected nine goals and two helpers in 15 AHL postseason contests, helping Milwaukee reach the Calder Cup Final vs. Hershey. **2004-05:** Played in 59 regular-season games with Milwaukee, tallying 22 points (10G, 12A) ... Led club in PIM both during the regular season (266) and Calder Cup Playoffs (41). **2003-04:** Made his professional debut with NSH, compiling eight points (4G, 4A) in 70 regular-season contests ... Notched his first NHL point and assist on Oct. 16 vs. STL ... Scored his first NHL goal on Oct. 23 at ATL ... Posted his first career multi-point game (1G, 1A) on Jan. 10 vs. STL ... Led the club and ranked fifth among NHL rookies with 137 PIM.

INTERNATIONAL CAREER

Earned a silver medal with Team Canada at the 2003 IIHF U20 World Championship in Nova Scotia.

CAREER STATISTICS

| SEASON | TEAM | LEAGUE | REGULAR SEASON | | | | | | PLAYOFFS | | | | | |
|-------------------|----------------|------------|----------------|-----------|-----------|------------|------------|--------------|-----------|----------|----------|-----------|----------|-----------|
| | | | GP | G | A | PTS | +/- | PIM | GP | G | A | PTS | +/- | PIM |
| 1998-99 | OCN Blizzard | MJHL | 47 | 16 | 21 | 37 | - | 251 | - | - | - | - | - | - |
| 1999-2000 | Brandon | WHL | 45 | 6 | 10 | 16 | - | 214 | - | - | - | - | - | - |
| 2000-01 | Brandon | WHL | 60 | 20 | 28 | 48 | - | 172 | 6 | 2 | 4 | 6 | - | 18 |
| 2001-02 | Brandon | WHL | 64 | 32 | 39 | 71 | 8 | 272 | 16 | 4 | 3 | 7 | - | 58 |
| 2002-03 | Brandon | WHL | 51 | 35 | 39 | 74 | 13 | 216 | 17 | 6 | 3 | 9 | - | 49 |
| | Canada | WJC | 6 | 1 | 1 | 2 | - | 4 | - | - | - | - | - | - |
| 2003-04 | NASHVILLE | NHL | 70 | 4 | 4 | 8 | -6 | 137 | 5 | 0 | 0 | 0 | 0 | 4 |
| 2004-05 | Milwaukee | AHL | 59 | 10 | 12 | 22 | 8 | 266 | 6 | 0 | 0 | 0 | -2 | 41 |
| 2005-06 | NASHVILLE | NHL | 34 | 4 | 6 | 10 | 9 | 55 | 3 | 0 | 0 | 0 | -1 | 0 |
| | Milwaukee | AHL | 41 | 13 | 14 | 27 | 6 | 133 | 15 | 9 | 2 | 11 | 9 | 35 |
| 2006-07 | NASHVILLE | NHL | 65 | 3 | 6 | 9 | -11 | 116 | 4 | 0 | 1 | 1 | -2 | 21 |
| 2007-08 | NASHVILLE | NHL | 63 | 11 | 7 | 18 | -8 | 100 | 6 | 2 | 0 | 2 | 1 | 4 |
| 2008-09 | NASHVILLE | NHL | 72 | 4 | 12 | 16 | -15 | 124 | - | - | - | - | - | - |
| 2009-10 | NASHVILLE | NHL | 51 | 6 | 10 | 16 | 2 | 40 | 6 | 0 | 1 | 1 | 0 | 2 |
| 2010-11 | NASHVILLE | NHL | 54 | 8 | 10 | 18 | 8 | 61 | 12 | 1 | 5 | 6 | 4 | 28 |
| 2011-12 | NASHVILLE | NHL | 77 | 6 | 24 | 30 | -5 | 92 | 3 | 0 | 0 | 0 | 0 | 4 |
| 2012-13 | DETROIT | NHL | 42 | 3 | 5 | 8 | 0 | 78 | 1 | 0 | 0 | 0 | 0 | 2 |
| 2013-14 | DETROIT | NHL | 11 | 0 | 1 | 1 | -3 | 5 | - | - | - | - | - | - |
| | Grand Rapids | AHL | 51 | 6 | 12 | 18 | -1 | 104 | 4 | 0 | 1 | 1 | -3 | 4 |
| 2014-15 | NEW JERSEY | NHL | 68 | 10 | 5 | 15 | 1 | 72 | - | - | - | - | - | - |
| 2015-16 | NEW JERSEY | NHL | 66 | 4 | 5 | 9 | -26 | 102 | - | - | - | - | - | - |
| 2016-17 | CHICAGO | NHL | 50 | 2 | 1 | 3 | -6 | 28 | 2 | 0 | 0 | 0 | 0 | 0 |
| NHL TOTALS | | | 723 | 65 | 96 | 161 | -60 | 1,010 | 42 | 3 | 7 | 10 | 2 | 65 |

LEADERSHIP

PLAYERS

2016-17

OPPONENTS

TRADITION

RECORDS

PLAYOFFS

HISTORY

MINORS

NHL

MEDIA

TOMMY WINGELS

CENTER • 57

SHOOTS: **RIGHT**

HEIGHT: **6'0"** WEIGHT: **200**

BIRTHDATE: **APRIL 12, 1988**

BIRTHPLACE: **EVANSTON, ILL.**

HOMETOWN: **WILMETTE, ILL.**



DRAFT POSITION

San Jose Sharks' sixth-round selection (177th overall) in the 2008 National Hockey League Draft.

CAREER TRANSACTIONS

Traded by SJS to OTT on Jan. 24, 2017 for Zack Stortini, Buddy Robinson and a seventh-round selection in the 2017 NHL Draft ... Signed as a free agent by the Blackhawks on July 1, 2017.

CAREER HIGHLIGHTS

Set career highs in goals (16), assists (22) and points (38) in 77 games with SJS during the 2013-14 regular season ... Logged a career-high 24:40 of ice time on Jan. 6, 2015 at MIN ... Appeared in his 300th NHL game on April 9, 2016 vs. ARI ... Nominated for the 2012 Masterton Trophy and 2013 King Clancy Memorial Trophy.

CAREER

2016-17: Split the season between SJS and OTT ... Notched eight points (5G, 3A) in 37 regular-season games with SJS before being traded to OTT ... Collected four points (2G, 2A) in 36 regular-season contests with OTT ... Potted goals in back-to-back games on Nov. 10 and 12 ... Registered four penalty minutes in nine Stanley Cup Playoffs games with OTT. **2015-16:** Posted seven goals and 11 helpers in 68 regular-season games with SJS ... Notched his first multi-point game of the season (1G, 1A) on Nov. 28 vs. CGY ... Recorded two goals in 22 postseason appearances ... Scored the game-winning goal in Game 2 of the Western Conference Final vs. STL. **2014-15:** Reached the 15-goal plateau for the second consecutive season and added 21 assists in 75 regular-season games with SJS ... Scored twice in the season opener on Oct. 8 vs. LAK ... Scored a goal and fired a career-best 10 shots on goal at ANA on Oct. 26 ... Tallied a career-high four points (1G, 3A) vs. ANA on Nov. 29 ... Racked up nine points (3G, 6A) over a four-game point streak from Nov. 29-Dec. 6 ... Logged a career-high 24:40 of ice time on Jan. 6 at MIN ... Earned an assist at the 2015 Stadium Series game vs. LAK on Feb. 21 ... Dished out assists in three straight games from March 23-28. **2013-14:** Set career highs in goals (16), assists (22), points (38) and games played (77) with SJS ... Collected seven points (3G, 4A) over a career-long six-game point streak from Oct. 27-Nov. 10 ... Recorded his first multi-goal game (2G) on Nov. 21 vs. TBL ... Set a franchise record by delivering 12 hits on March 25 ... Registered three assists in seven playoff tilts. **2012-13:** Nominated for the King Clancy Memorial Trophy ... Recorded his first career three-point outing (1G, 2A) on March 27 vs. ANA ... Tallied two assists in 11 postseason games. **2011-12:** Split the season between San Jose and the American Hockey League's Worcester Sharks ... Nominated for the Masterton Trophy ... Skated in 33 regular-season games with SJS, compiling 13 points (5G, 8A) ... Scored his first NHL goal against Chicago's Corey Crawford on Jan. 15 ... Tallied 13 goals for Worcester, ranking fourth on the team, and added eight helpers in 29 regular-season games ... Made his Stanley Cup Playoffs debut, skating in five games and recording one assist. **2010-11:** Split the season between SJS and Worcester ... Made his NHL debut on Oct. 8 at CBJ and appeared in five tilts with SJS ... Compiled 33 points (17G, 16A) during his professional debut with Worcester ... Shared third on the team with 17 markers and fourth with 159 shots ... Recorded five multi-point games ... Named Worcester's Rookie of the Year. **2009-10:** Served as the team captain at Miami University and completed his three-year collegiate career without missing a game ... Named to the 2009-10 CCHA All-Conference Second Team after compiling collegiate highs in goals (17), assists (25) and points (42) ... Honored as the Best Defensive Forward in the CCHA. **2008-09:** Notched 28 points (11G, 17A) over 41 contests in his sophomore campaign ... One of six



CAREER HIGHS

| | | | |
|---------|----|------------|----------|
| SOG | 10 | @ ANA | 10/26/14 |
| GOALS | 2 | FOUR TIMES | |
| ASSISTS | 3 | ANA | 11/29/14 |
| POINTS | 4 | ANA | 11/29/14 |
| PIM | 9 | PHI | 12/30/15 |

WINGELS VS. NHL

| | GP | G | A | PTS | PIM |
|--------------|------------|-----------|-----------|------------|------------|
| ANA | 22 | 4 | 6 | 10 | 22 |
| ARI | 25 | 4 | 5 | 9 | 12 |
| BOS | 9 | 2 | 2 | 4 | 4 |
| BUF | 8 | 1 | 0 | 1 | 4 |
| CGY | 19 | 4 | 6 | 10 | 8 |
| CAR | 8 | 2 | 0 | 2 | 2 |
| CHI | 15 | 3 | 1 | 4 | 4 |
| COL | 15 | 0 | 3 | 3 | 6 |
| CBJ | 15 | 1 | 1 | 2 | 9 |
| DAL | 18 | 3 | 4 | 7 | 7 |
| DET | 13 | 0 | 2 | 2 | 8 |
| EDM | 17 | 3 | 6 | 9 | 2 |
| FLA | 9 | 1 | 2 | 3 | 8 |
| LAK | 23 | 3 | 6 | 9 | 20 |
| MIN | 17 | 3 | 2 | 5 | 10 |
| MTL | 10 | 2 | 1 | 3 | 0 |
| NSH | 11 | 2 | 2 | 4 | 17 |
| NJD | 8 | 0 | 0 | 0 | 2 |
| NYI | 10 | 0 | 2 | 2 | 4 |
| NYR | 8 | 0 | 2 | 2 | 4 |
| OTT | 9 | 2 | 2 | 4 | 4 |
| PHI | 8 | 0 | 4 | 4 | 9 |
| PIT | 8 | 0 | 1 | 1 | 6 |
| STL | 15 | 2 | 2 | 4 | 9 |
| TBL | 12 | 5 | 3 | 8 | 6 |
| TOR | 9 | 3 | 5 | 8 | 12 |
| VAN | 12 | 1 | 1 | 2 | 4 |
| WSH | 8 | 1 | 2 | 3 | 0 |
| WPG | 12 | 1 | 0 | 1 | 6 |
| TOTAL | 373 | 53 | 73 | 126 | 209 |

CAREER (CONT.)

players on the team to appear in all 41 tilts. **2007-08:** Totaled 15 goals and 14 assists in 42 games as a freshman at Miami University ... Recorded three power-play goals and one game-winning tally ... Tallied eight multi-point games, including a three-point effort vs. Western Michigan on Feb. 23.

INTERNATIONAL CAREER

Appeared in six games with Team USA at the 2014 IIHF World Championship in Minsk, Belarus.

CAREER STATISTICS

| SEASON | TEAM | LEAGUE | REGULAR SEASON | | | | | | PLAYOFFS | | | | | |
|------------|--------------|--------|----------------|----|----|-----|-----|-----|----------|---|---|-----|-----|-----|
| | | | GP | G | A | PTS | +/- | PIM | GP | G | A | PTS | +/- | PIM |
| 2006-07 | Cedar Rapids | USHL | 47 | 10 | 18 | 28 | 1 | 52 | 6 | 3 | 0 | 3 | 2 | 6 |
| 2007-08 | Miami | NCAA | 42 | 15 | 14 | 29 | - | 22 | - | - | - | - | - | - |
| 2008-09 | Miami | NCAA | 41 | 11 | 17 | 28 | - | 66 | - | - | - | - | - | - |
| 2009-10 | Miami | NCAA | 44 | 17 | 25 | 42 | - | 49 | - | - | - | - | - | - |
| 2010-11 | SAN JOSE | NHL | 5 | 0 | 0 | 0 | -1 | 0 | - | - | - | - | - | - |
| | Worcester | AHL | 69 | 17 | 16 | 33 | -6 | 69 | - | - | - | - | - | - |
| 2011-12 | SAN JOSE | NHL | 33 | 3 | 6 | 9 | -1 | 18 | 5 | 0 | 1 | 1 | 1 | 7 |
| | Worcester | AHL | 29 | 13 | 8 | 21 | 5 | 28 | - | - | - | - | - | - |
| 2012-13 | SAN JOSE | NHL | 42 | 4 | 8 | 13 | -9 | 26 | 11 | 0 | 2 | 2 | 1 | 6 |
| 2013-14 | SAN JOSE | NHL | 77 | 16 | 22 | 38 | 11 | 35 | 7 | 0 | 3 | 3 | -2 | 4 |
| | USA | WC | 6 | 0 | 0 | 0 | -1 | 6 | - | - | - | - | - | - |
| 2014-15 | SAN JOSE | NHL | 75 | 15 | 21 | 36 | -7 | 40 | - | - | - | - | - | - |
| 2015-16 | SAN JOSE | NHL | 68 | 7 | 11 | 18 | -10 | 63 | 22 | 2 | 0 | 2 | 4 | 21 |
| 2016-17 | SAN JOSE | NHL | 37 | 5 | 3 | 8 | -2 | 15 | - | - | - | - | - | - |
| | OTTAWA | NHL | 36 | 2 | 2 | 4 | -9 | 12 | 9 | 0 | 0 | 0 | 0 | 4 |
| NHL TOTALS | | | 373 | 53 | 73 | 126 | -28 | 209 | 54 | 2 | 6 | 8 | 4 | 42 |

LEADERSHIP

PLAYERS

2016-17

OPPONENTS

TRADITION

RECORDS

PLAYOFFS

HISTORY

MINORS

NHL

MEDIA

KYLE BAUN


RIGHT WING • 39

SHOOTS: **RIGHT**

HEIGHT: **6'2"** WEIGHT: **209**

BIRTHDATE: **MAY 4, 1992**

BIRTHPLACE: **TORONTO, ONTARIO**



DRAFT POSITION

Undrafted.

CAREER TRANSACTIONS

Signed as a free agent by the Blackhawks on March 26, 2015.

CAREER

2016-17: Recorded 34 points (14G, 20A) in 74 regular-season games with the American Hockey League's Rockford IceHogs. **2015-16:** Split the season between Chicago and Rockford ... Began the season with the Blackhawks and was held scoreless in two tilts ... Compiled nine points (1G, 8A) in 43 regular-season games with Rockford in his AHL debut ... Appeared in three Calder Cup Playoffs games and did not record a point. **2014-15:** Recorded 29 points (14G, 15A) in 38 games with the Eastern College Athletic Conference's Colgate University, ranking second on the team in all three offensive categories ... Notched a career-high 68 penalty minutes ... Registered five multi-point games, including two three-point games ... Earned ECAC Third Team All-League honors ... Made his NHL debut on April 7 vs. MIN ... Tallied a career-high two shots on goal on April 11 at COL. **2013-14:** Ranked fifth on Colgate with 26 points (11G, 15A) in 39 games during his sophomore season ... Tallied six power-play goals, second among Colgate forwards ... Notched seven multi-point games ... Registered his first collegiate career hat trick on Jan. 25 vs St. Lawrence ... Paced all forwards with 53 PIM. **2012-13:** Paced Colgate with 14 goals in 36 games ... Registered 24 points in his freshman season ... Led the team with seven power-play goals ... Tallied a career-high four points on Dec. 7 vs. UMass ... Earned ECAC Hockey All-Rookie Team honors.

CAREER STATISTICS

| SEASON | TEAM | LEAGUE | REGULAR SEASON | | | | | | PLAYOFFS | | | | | |
|-------------------|----------------|------------|----------------|----------|----------|----------|-----------|----------|----------|---|----|-----|-----|-----|
| | | | GP | G | A | PTS | +/- | PIM | GP | G | A | PTS | +/- | PIM |
| 2009-10 | Toronto | CCHL | 45 | 5 | 10 | 15 | - | 27 | 7 | 0 | 0 | 0 | - | 6 |
| 2010-11 | Cornwall | CCHL-1 | 56 | 19 | 23 | 42 | - | 44 | 16 | 7 | 1 | 8 | - | 26 |
| 2011-12 | Cornwall | CCHL | 42 | 29 | 32 | 61 | - | 50 | 17 | 8 | 12 | 20 | - | 16 |
| 2012-13 | Colgate | NCAA | 36 | 14 | 10 | 24 | 2 | 30 | - | - | - | - | - | - |
| 2013-14 | Colgate | NCAA | 39 | 11 | 15 | 26 | 8 | 53 | - | - | - | - | - | - |
| 2014-15 | CHICAGO | NHL | 3 | 0 | 0 | 0 | -1 | 0 | - | - | - | - | - | - |
| | Colgate | NCAA | 38 | 14 | 15 | 29 | 12 | 68 | - | - | - | - | - | - |
| 2015-16 | CHICAGO | NHL | 2 | 0 | 0 | 0 | -2 | 0 | - | - | - | - | - | - |
| | Rockford | AHL | 43 | 1 | 8 | 9 | -1 | 16 | 3 | 0 | 0 | 0 | -2 | 0 |
| 2016-17 | Rockford | AHL | 74 | 14 | 20 | 34 | -14 | 42 | - | - | - | - | - | - |
| NHL TOTALS | | | 5 | 0 | 0 | 0 | -3 | 0 | - | - | - | - | - | - |

| | | | | | | | | | | |
|------------|---------|---------|-----------|-----------|---------|----------|---------|--------|-----|-------|
| LEADERSHIP | PLAYERS | 2016-17 | OPPONENTS | TRADITION | RECORDS | PLAYOFFS | HISTORY | MINORS | NHL | MEDIA |
|------------|---------|---------|-----------|-----------|---------|----------|---------|--------|-----|-------|

J.F.

BERUBE**GOALTENDER • 34****CATCHES: LEFT****HEIGHT: 6'1" WEIGHT: 177****BIRTHDATE: JULY 13, 1991****BIRTHPLACE: REPENTIGNY, QUEBEC****DRAFT POSITION**

Los Angeles Kings' fourth-round selection (95th overall) in the 2009 National Hockey League Draft.

CAREER TRANSACTIONS

Claimed off waivers by NYI on Oct. 6, 2015 ... Selected by VGK in the 2017 NHL Expansion Draft on June 21, 2017 ... Signed as a free agent by the Blackhawks on July 1, 2017.

CAREER

2016-17: Posted a 3-2-2 record, 3.42 goals-against average and .889 save percentage in 14 regular-season games with NYI ... Recorded a season-high 34 saves twice (Dec. 16 vs. BUF, Jan. 21 vs. LAK). **2015-16:** Split the season between NYI and the American Hockey League's Bridgeport Sound Tigers ... Played in seven regular-season games with NYI, posting a 3-2-1 record, 2.71 GAA and .914 SV% ... Notched a 4-1-0 record, 1.25 GAA and .960 SV% in five regular-season games with Bridgeport. **2014-15:** Played in a career-high 52 regular-season games while posting a 37-9-4 record, 2.18 GAA and .913 SV% (all career bests) for the AHL's Manchester Monarchs ... Lead the AHL in wins and ranked third in games and minutes played among goalies ... Posted a nine-game win streak from Dec. 6, 2014 to Jan. 2, 2015 ... Registered a 13-3 record and 2.30 GAA en route to the Calder Cup championship ... Lead all goaltenders in playoff wins. **2013-14:** Notched a 28-17-2 record, 2.37 GAA, .913 SV% and three shutouts in 48 regular-season games with Manchester ... Made a season-high 39 saves on Dec. 13 against Worcester. **2012-13:** Split the season between Manchester and the ECHL's Ontario Reign ... Posted a 15-6-2 record, 2.24 GAA and .910 SV% in 24 games with Ontario ... Appeared in two games with Manchester, logging a 0-2-0 record, 4.32 GAA and .870 SV%. **2011-12:** Posted a 17-13-4 record, 2.87 GAA, .907 SV% and four shutouts in a team-high 37 games with Ontario ... Stopped a season-high 35 shots on Dec. 28 in a shootout loss to Utah. **2010-11:** Lead the QMJHL's Montreal Junior with 50 games in net ... Posted a 32-7-8 record with a 2.60 GAA and .902 SV% ... Recorded three shutouts. **2009-10:** Played in three regular-season games with Manchester in his professional debut, tallying a 2-1-0 record while recording a 3.67 GAA and .855 SV% ... Appeared in 45 regular-season games with Montreal, compiling a 17-23-0 record with a 3.03 GAA, .897 SV% and one shutout. **2008-09:** Appeared 20 times in net with Montreal, compiling a 6-7-2 record with a 2.66 GAA and .907 SV%.

CAREER STATISTICS

| SEASON | TEAM | LEAGUE | REGULAR SEASON | | | | | | | PLAYOFFS | | | | |
|-------------------|--------------|--------|----------------|------------|-----------|-------------|--------------|----------|----------|----------|----------|-------------|------------|----------|
| | | | GP | MIN | GA | GAA | W-L-T/OTL | SO | GP | MIN | GA | GAA | W-L | SO |
| 2008-09 | Montreal | QMJHL | 20 | 1,059 | 51 | 2.89 | 6-9-0 | 1 | 1 | 20 | 1 | 3.00 | 0-0 | 0 |
| 2009-10 | Manchester | AHL | 3 | 180 | 11 | 3.67 | 2-1-0 | 0 | - | - | - | - | - | - |
| | Montreal | QMJHL | 45 | 2,394 | 121 | 3.03 | 17-23-0 | 1 | 7 | 449 | 18 | 2.40 | 3-4 | 0 |
| 2010-11 | Montreal | QMJHL | 50 | 2,935 | 127 | 2.60 | 32-7-8 | 3 | 10 | 623 | 29 | 2.79 | 6-4 | 2 |
| 2011-12 | Ontario | ECHL | 37 | 2,091 | 100 | 2.87 | 17-13-4 | 4 | 4 | 206 | 11 | 3.20 | 1-2 | 0 |
| 2012-13 | Manchester | AHL | 2 | 97 | 7 | 4.32 | 0-2-0 | 0 | - | - | - | - | - | - |
| | Ontario | ECHL | 24 | 1,418 | 53 | 2.24 | 15-6-2 | 1 | 10 | 608 | 21 | 2.07 | 6-4 | 1 |
| 2013-14 | Manchester | AHL | 48 | 2,790 | 110 | 2.37 | 28-17-2 | 3 | 4 | 252 | 7 | 1.67 | 1-3 | 1 |
| 2014-15 | Manchester | AHL | 52 | 3,025 | 110 | 2.18 | 37-9-4 | 2 | 17 | 1,019 | 39 | 2.30 | 13-3 | 0 |
| 2015-16 | NY ISLANDERS | NHL | 7 | 399 | 18 | 2.71 | 3-2-1 | 0 | 1 | 5 | 0 | 0.00 | 0-0 | 0 |
| | Bridgeport | AHL | 5 | 287 | 6 | 1.25 | 4-1-0 | 1 | - | - | - | - | - | - |
| 2016-17 | NY ISLANDERS | NHL | 14 | 527 | 30 | 3.42 | 3-2-2 | 0 | - | - | - | - | - | - |
| NHL TOTALS | | | 21 | 926 | 48 | 3.11 | 6-4-3 | 0 | 1 | 5 | 0 | 0.00 | 0-0 | 0 |

LEADERSHIP

PLAYERS

2016-17

OPPONENTS

TRADITION

RECORDS

PLAYOFFS

HISTORY

MINORS

NHL

MEDIA

LAURENT DAUPHIN

RIGHT WING • 27

SHOOTS: **LEFT**

HEIGHT: **6'1"** WEIGHT: **180**

BIRTHDATE: **MARCH 27, 1995**

BIRTHPLACE: **REPENTIGNY, QUEBEC**



DRAFT POSITION

Arizona Coyotes' second-round selection (39th overall) in the 2013 National Hockey League Draft.

CAREER TRANSACTIONS

Traded by ARI with Connor Murphy to the Blackhawks in exchange for Niklas Hjalmarsson on June 23, 2017.

CAREER

2016-17: Split the season between ARI and the American Hockey League's Tucson Roadrunners ... Posted three points (2G, 1A) in 24 games with ARI ... Collected 28 points (17G, 11A) in 38 regular-season games with Tucson ... Ranked third on the Roadrunners with a career-best 17 goals. **2015-16:** Split the season between ARI and the AHL's Springfield Falcons ... Appeared in eight regular-season games with ARI, logging one goal ... Made his NHL debut with ARI on Dec. 29, 2015 vs. CHI ... Totaled 11 goals and 13 assists in 66 regular-season games during his first full professional season with Springfield. **2014-15:** Paced the QMJHL's Chicoutimi Saguenéens in goals (31), assists (44) and points (75) during the regular season ... Collected eight points (5G, 3A) in five postseason tilts ... Skated in four regular-season games with the AHL's Portland Pirates, recording one goal ... Competed in five Calder Cup Playoffs tilts, notching two assists. **2013-14:** Tallied 54 points (24G, 30A) in 52 regular-season games with Chicoutimi. **2012-13:** Made his major-junior debut with Chicoutimi, compiling 25 goals and 32 assists in 62 regular-season contests ... Added four points (2G, 2A) in six playoff games.

INTERNATIONAL CAREER

Helped Canada win a gold medal at the 2013 IIHF U18 World Championship, tallying six points (4G, 2A) in seven games.

CAREER STATISTICS

| | | | REGULAR SEASON | | | | | | | PLAYOFFS | | | | | | |
|------------|-------------|---------|----------------|----|----|-----|-----|-----|----|----------|---|-----|-----|-----|--|--|
| SEASON | TEAM | LEAGUE | GP | G | A | PTS | +/- | PIM | GP | G | A | PTS | +/- | PIM | | |
| 2012-13 | Chicoutimi | QMJHL | 62 | 25 | 32 | 57 | 0 | 50 | 6 | 2 | 2 | 4 | -1 | 8 | | |
| | Canada | WJC U18 | 7 | 4 | 2 | 6 | 2 | 6 | - | - | - | - | - | - | | |
| 2013-14 | Chicoutimi | QMJHL | 52 | 24 | 30 | 54 | -8 | 56 | - | - | - | - | - | - | | |
| 2014-15 | Portland | AHL | 4 | 1 | 0 | 1 | 0 | 2 | 5 | 0 | 2 | 2 | -1 | 0 | | |
| | Chicoutimi | QMJHL | 56 | 31 | 44 | 75 | 0 | 74 | 5 | 5 | 3 | 8 | -1 | 12 | | |
| 2015-16 | ARIZONA | NHL | 8 | 1 | 0 | 1 | 0 | 4 | - | - | - | - | - | - | | |
| | Springfield | AHL | 66 | 11 | 13 | 24 | -4 | 72 | - | - | - | - | - | - | | |
| 2016-17 | ARIZONA | NHL | 24 | 2 | 1 | 3 | -2 | 12 | - | - | - | - | - | - | | |
| | Tuscon | AHL | 38 | 17 | 11 | 28 | -10 | 44 | - | - | - | - | - | - | | |
| NHL TOTALS | | | 32 | 3 | 1 | 4 | -2 | 16 | - | - | - | - | - | - | | |

LEADERSHIP

PLAYERS

2016-17

OPPONENTS

TRADITION

RECORDS

PLAYOFFS

HISTORY

MINORS

NHL

MEDIA

ALEX DEBRINCAT

RIGHT WING • 12

SHOOTS: **RIGHT**

HEIGHT: **5'7"** WEIGHT: **165**

BIRTHDATE: **DEC. 18, 1997**

BIRTHPLACE: **FARMINGTON HILLS, MICH.**



DRAFT POSITION

Blackhawks' second-round selection (39th overall) in the 2016 National Hockey League Draft.

CAREER

2016-17: Recipient of the 2016-17 Red Tilson Trophy awarded to the Ontario Hockey League's Most Outstanding Player of the Year ... Paced the OHL with a career-high 65 goals and 127 points in 63 regular-season games with the Erie Otters ... Added a career-best 62 assists ... Set a franchise single-season record in goals ... Became the second player in OHL history (Dale McCourt, 1974-77) to notch three consecutive 50-goal seasons ... Compiled a 19-game goal streak (26G) from Jan. 24-March 10 and closed out the campaign on a 27-game point streak from Jan. 14-March 18 ... Tallied a league-best 25 helpers and 38 points in 22 postseason tilts en route to the OHL championship ... Collected 10 points (2G, 8A) in five contests at the 2017 Memorial Cup. **2015-16:** Shared second in the OHL with 51 goals, including a franchise single-season record five hat tricks ... Added 50 helpers for 101 points in 60 regular-season games with Erie ... Finished the season with 269 shots on goal, third in the league ... Compiled 19 points (8G, 11A) in 13 postseason tilts. **2014-15:** Registered 51 goals and 53 assists in 68 regular-season games, making his OHL debut ... Notched 28 multi-point games ... Earned the Emms Family Award as the OHL Rookie of the Year and was named the CHL Rookie of the Year.

INTERNATIONAL CAREER

Won a bronze medal with Team USA at the 2016 IIHF U20 World Championship in Helsinki, Finland ... Tallied one goal and 25 penalty minutes in five games.

CAREER STATISTICS

| SEASON | TEAM | LEAGUE | GP | REGULAR SEASON | | | | | PIM | PLAYOFFS | | | | | PIM |
|---------|--------------|--------|----|----------------|----|-----|-----|----|-----|----------|----|----|-----|-----|-----|
| | | | | G | A | PTS | +/- | | | GP | G | A | PTS | +/- | |
| 2014-15 | Erie | OHL | 68 | 51 | 53 | 104 | 59 | 73 | | 20 | 9 | 7 | 16 | 1 | 26 |
| 2015-16 | Erie | OHL | 60 | 51 | 50 | 101 | 18 | 28 | | 13 | 8 | 11 | 19 | 5 | 13 |
| | USA | WJC | 5 | 1 | 0 | 1 | 1 | 25 | | - | - | - | - | - | - |
| 2016-17 | Erie | OHL | 63 | 65 | 62 | 127 | 60 | 49 | | 22 | 13 | 25 | 38 | 11 | 10 |
| | Memorial Cup | CHL | 5 | 2 | 8 | 10 | 2 | 2 | | - | - | - | - | - | - |

LEADERSHIP

PLAYERS

2016-17

OPPONENTS

TRADITION

RECORDS

PLAYOFFS

HISTORY

MINORS

NHL

MEDIA

ALEXANDRE FORTIN

LEFT WING • 84

SHOOTS: **LEFT**

HEIGHT: **6'0"** WEIGHT: **175**

BIRTHDATE: **FEB. 25, 1997**

BIRTHPLACE: **BLAINVILLE, QUEBEC**



DRAFT POSITION

Undrafted.

CAREER TRANSACTIONS

Signed as a free agent by the Blackhawks on Sept. 25, 2016.

CAREER

2016-17: Posted career bests in goals (22), assists (30) and points (52) in 52 regular-season games with the QMJHL's Rouyn-Noranda Huskies ... Added 16 points (6G, 10A) in 13 playoff tilts. **2015-16:** Collected 43 points (19G, 24A) in 54 regular-season tilts with Rouyn-Noranda ... Contributed four goals and three helpers in 20 postseason contests en route to the President's Cup as QMJHL champions ... Logged three assists in five Memorial Cup games. **2014-15:** Made his major-junior debut with Rouyn-Noranda, compiling 40 points (11G, 29A) in 67 regular-season games ... Scored four goals and added one assist in six playoff appearances.

CAREER STATISTICS

| SEASON | TEAM | LEAGUE | GP | REGULAR SEASON | | | | | PIM | PLAYOFFS | | | | | PIM |
|---------|---------------|--------|----|----------------|----|-----|-----|----|-----|----------|---|----|-----|-----|-----|
| | | | | G | A | PTS | +/- | | | GP | G | A | PTS | +/- | |
| 2014-15 | Rouyn-Noranda | QMJHL | 67 | 11 | 29 | 40 | -3 | 10 | | 6 | 4 | 1 | 5 | -5 | 0 |
| 2015-16 | Rouyn-Noranda | QMJHL | 54 | 19 | 24 | 43 | 13 | 17 | | 20 | 4 | 3 | 7 | 5 | 2 |
| | Memorial Cup | CHL | 5 | 0 | 3 | 3 | 1 | 0 | | - | - | - | - | - | - |
| 2016-17 | Rouyn-Noranda | QMJHL | 52 | 22 | 30 | 52 | 18 | 14 | | 13 | 6 | 10 | 16 | 1 | 4 |

LEADERSHIP

PLAYERS

2016-17

OPPONENTS

TRADITION

RECORDS

PLAYOFFS

HISTORY

MINORS

NHL

MEDIA

ERIK GUSTAFSSON

DEFENSE • 56

SHOOTS: **LEFT**

HEIGHT: **6'0"** WEIGHT: **176**

BIRTHDATE: **MARCH 14, 1992**

BIRTHPLACE: **NYNASHAMN, SWEDEN**



DRAFT POSITION

Edmonton Oilers' fourth-round selection (93rd overall) in the 2012 National Hockey League Draft.

CAREER TRANSACTIONS

Signed as free agent by Chicago on April 30, 2015.

CAREER

2016-17: Tallied 30 points (5G, 25A) in 68 regular-season games with the American Hockey League's Rockford IceHogs. **2015-16:** Split the season between Chicago and Rockford ... Recorded 14 assists in 41 regular-season games with Chicago ... Made his NHL debut on Oct. 30 at MIN and notched an assist ... Tallied his first career multi-point outing with two helpers on April 1 at WPG ... Skated in a season-high 22:07 on April 9 at CBJ ... Registered 11 points (3G, 8A) in 27 games with the IceHogs ... Made his professional debut on Oct. 9 at San Jose ... Posted a season-high four points (1G, 3A) on Dec. 2 at Texas ... Notched one assist in five games in his Stanley Cup Playoffs debut. **2014-15:** Posted 29 points (4G, 25A) in 55 regular-season games with Frolunda HC of the Swedish Hockey League ... Recorded three points (1G, 2A), including one game-winner, and 31 penalty minutes in 12 postseason contests with Frolunda. **2013-14:** Recorded 20 points (2G, 18A) in 50 regular-season games with Frolunda. **2012-13:** Compiled 24 points (8G, 16A) in 55 regular-season games with Djurgardens of the Swedish HockeyAllsvenskan. **2011-12:** Played at two levels for Djurgardens ... Tallied 14 points (3G, 11A) in 21 regular-season games with Djurgardens Jr. in the SuperElit ... Recorded three goals and four helpers in 41 regular-season games with Djurgardens in the SHL ... Added one assist in 10 relegation playoff tilts. **2010-11:** Notched 23 points (2G, 21A) in 38 regular-season games with Djurgardens Jr. ... Posted one assist in four postseason contests. **2009-10:** Split the season between Djurgardens Jr. and Djurgardens U18 ... Compiled 20 points (7G, 13A) in 27 regular-season games with Djurgardens U18 ... Posted eight assists in 24 appearances for Djurgardens Jr. ... Made three appearances in the playoffs with Djurgardens U18. **2008-09:** Collected 10 points (2G, 8A) in 33 regular-season games with Djurgardens U18 ... Played in two postseason tilts.

INTERNATIONAL CAREER

Posted two helpers in eight tilts with Team Sweden at the 2016 IIHF World Championship in Moscow and St. Petersburg ... Tallied one assist in eight games with Sweden at the 2014 IIHF World Championship in Minsk, Belarus, winning a bronze medal.

CAREER STATISTICS

| SEASON | TEAM | LEAGUE | REGULAR SEASON | | | | | | PLAYOFFS | | | | | |
|-------------------|-----------------|------------|----------------|----------|-----------|-----------|-----------|----------|----------|----------|----------|----------|-----------|----------|
| | | | GP | G | A | PTS | +/- | PIM | GP | G | A | PTS | +/- | PIM |
| 2008-09 | Djurgardens U18 | SWE U18 | 33 | 2 | 8 | 10 | - | 22 | 2 | 0 | 0 | 0 | - | 0 |
| 2009-10 | Djurgardens Jr. | SuperElit | 24 | 0 | 8 | 8 | - | 26 | - | - | - | - | - | - |
| | Djurgardens U18 | SWE U18 | 27 | 7 | 13 | 20 | - | 54 | 3 | 0 | 0 | 0 | - | 0 |
| 2010-11 | Djurgardens Jr. | SuperElit | 38 | 2 | 21 | 23 | - | 104 | 4 | 0 | 1 | 1 | - | 6 |
| | Djurgardens | SWE | 41 | 3 | 4 | 7 | - | 16 | 10 | 0 | 1 | 1 | - | 6 |
| | Djurgardens Jr. | SuperElit | 21 | 3 | 11 | 14 | - | 14 | - | - | - | - | - | - |
| 2012-13 | Djurgardens | SWE-2 | 55 | 8 | 16 | 24 | - | 82 | - | - | - | - | - | - |
| 2013-14 | Frolunda | SWE | 50 | 2 | 18 | 20 | - | 16 | - | - | - | - | - | - |
| | Sweden | WC | 8 | 0 | 1 | 1 | -4 | 6 | - | - | - | - | - | - |
| 2014-15 | Frolunda | SWE | 55 | 4 | 25 | 29 | - | 22 | 12 | 1 | 2 | 3 | - | 31 |
| 2015-16 | CHICAGO | NHL | 41 | 0 | 14 | 14 | 11 | 4 | 5 | 0 | 1 | 1 | -1 | 0 |
| | Rockford | AHL | 27 | 3 | 8 | 11 | 1 | 38 | - | - | - | - | - | - |
| | Sweden | WC | 8 | 0 | 2 | 2 | -1 | 0 | - | - | - | - | - | - |
| 2016-17 | Rockford | AHL | 68 | 5 | 25 | 30 | -27 | 40 | - | - | - | - | - | - |
| NHL TOTALS | | | 41 | 0 | 14 | 14 | 11 | 4 | 5 | 0 | 1 | 1 | -1 | 0 |

LEADERSHIP

PLAYERS

2016-17

OPPONENTS

TRADITION

RECORDS

PLAYOFFS

HISTORY

MINORS

NHL

MEDIA

JORDAN OESTERLE

DEFENSE • 82
SHOOTS: LEFT
HEIGHT: 6'0" WEIGHT: 182
BIRTHDATE: JUNE 25, 1992
BIRTHPLACE: DEARBORN HEIGHTS, MICH.


DRAFT POSITION

Undrafted.

CAREER TRANSACTIONS

Signed as a free agent by Chicago on July 1, 2017.

CAREER

2016-17: Split the season between EDM and the American Hockey League's Bakersfield Condors ... Played in two games with EDM ... Tallied career highs in points (32), goals (7) and assists (25) in 44 regular-season games with Bakersfield ... Led team defensemen in scoring ... Registered a season-best three points on March 25 vs. San Diego ... Scored twice on Dec. 10 vs. Stockton ... Recorded a seven-game point streak from March 10-25. **2015-16:** Split the season between EDM and Bakersfield ... Appeared in 17 regular-season games with EDM, tallying five points (5A) ... Skated in a season-most 27:57 on April 6 vs. VAN ... Played in 44 regular-season games with Bakersfield, totaling 25 points (4G, 21A) ... Recorded his first career two-goal game on Jan. 9 vs. Ontario. **2014-15:** Split the season between EDM and the AHL's Oklahoma City Barons ... Recorded one assist in six regular-season games with EDM ... Appeared in a career-high 65 regular-season games with Oklahoma City, tallying 25 points (8G, 17A) ... Ranked second among team defensemen in scoring ... Scored an overtime goal on Nov. 29 at San Antonio ... Tallied his first career shorthanded goal on April 11 at Chicago ... Appeared in 10 Calder Cup Playoffs games, totaling four points (1G, 3A). **2013-14:** Made his AHL debut with Oklahoma City on April 5 against Charlotte ... Netted one goal in four games ... Played in one Calder Cup Playoffs game ... Recorded 17 points (2G, 15A) in 34 games for Western Michigan University. **2012-13:** Appeared in 38 games for WMU, tallying nine points (3G, 6A). **2011-12:** Was one of six players to appear in all 41 games for WMU ... Posted eight points (2G, 6A). **2010-11:** Played in 54 games for the United States Hockey League's Sioux Falls Stampede, finishing with 15 points (2G, 13A) ... Played in all 10 playoff games, totaling five points (2G, 3A).

CAREER STATS

| SEASON | TEAM | LEAGUE | REGULAR SEASON | | | | | | PLAYOFFS | | | | | |
|-------------------|------------------|--------|----------------|----------|----------|----------|-----------|----------|----------|----------|----------|----------|----------|----------|
| | | | GP | G | A | PTS | +/- | PIM | GP | G | A | PTS | +/- | PIM |
| 2010-11 | Sioux Falls | USHL | 54 | 2 | 13 | 15 | 8 | 16 | 10 | 2 | 3 | 5 | 2 | 0 |
| 2011-12 | Western Michigan | NCAA | 41 | 2 | 6 | 8 | - | 8 | - | - | - | - | - | - |
| 2012-13 | Western Michigan | NCAA | 38 | 3 | 6 | 9 | - | 14 | - | - | - | - | - | - |
| 2013-14 | Oklahoma City | AHL | 4 | 1 | 0 | 1 | -3 | 2 | 1 | 0 | 0 | 0 | 0 | 0 |
| | Western Michigan | NCAA | 34 | 2 | 15 | 17 | - | 27 | - | - | - | - | - | - |
| 2014-15 | EDMONTON | NHL | 6 | 0 | 1 | 1 | -4 | 0 | - | - | - | - | - | - |
| | Oklahoma City | AHL | 65 | 8 | 17 | 25 | -6 | 8 | 10 | 1 | 3 | 4 | -1 | 8 |
| 2015-16 | EDMONTON | NHL | 17 | 0 | 5 | 5 | 1 | 0 | - | - | - | - | - | - |
| | Bakersfield | AHL | 44 | 4 | 21 | 25 | 1 | 10 | - | - | - | - | - | - |
| 2016-17 | EDMONTON | NHL | 2 | 0 | 0 | 0 | -1 | 0 | - | - | - | - | - | - |
| | Bakersfield | AHL | 44 | 7 | 25 | 32 | 3 | 10 | - | - | - | - | - | - |
| NHL TOTALS | | | 25 | 0 | 6 | 6 | -4 | 0 | - | - | - | - | - | - |

VILLE POKKA


DEFENSE • 47

SHOOTS: **RIGHT**

HEIGHT: **6'0"** WEIGHT: **214**

BIRTHDATE: **JUNE 3, 1994**

BIRTHPLACE: **TORNIO, FINLAND**



DRAFT POSITION

New York Islanders' second-round choice (34th overall) in the 2012 National Hockey League Draft.

CAREER TRANSACTIONS

Traded from NYI with T.J. Brennan and Anders Nilsson to the Blackhawks in exchange for Nick Leddy and Kent Simpson on Oct. 4, 2014.

CAREER

2016-17: Posted 30 points (6G, 24A) in 76 regular-season games with the American Hockey League's Rockford IceHogs ... Led team defensemen in points and shared the overall team lead in goals ... Was the only player on the team to skate in all 76 regular-season games for the second consecutive year.

2015-16: Scored 10 goals and added a team-high 35 assists with Rockford ... Named Rockford's Best Defenseman ... Set a team record for power-play assists by a defenseman (19) ... Appeared in three Calder Cup Playoffs games, recording one assist. **2014-15:** Recorded 30 points (8G, 22A) in 68 regular-season games with Rockford during his first professional season in North America ... Named Rockford's Rookie of the Year ... Led team blueliners in points ... Made his AHL debut on Oct. 26 vs. Lake Erie ... Notched his first career AHL points (1G, 1A) on Nov. 1 at San Antonio ... Named to the AHL's All-Rookie Team on April 8 ... Added three assists in eight postseason contests. **2013-14:** Registered 27 points (6G, 21A) in 54 regular-season games with Karpas in the SM-liiga ... Won the Matti Keinonen Trophy for recording a league-best +32 plus/minus rating ... Added 11 points (2G, 9A) in 16 postseason contests en route to the Finnish championship ... Skated in three regular-season games with Karpas's U20 club. **2012-13:** Tallied three helpers in 35 games with Karpas ... Posted three assists in nine postseason tilts ... Registered seven points (3G, 4A) in four contests with Karpas's U20 club.

INTERNATIONAL CAREER

Skated in three games with Finland at the 2016 World Cup of Hockey ... Won a silver medal with Finland at the 2016 IIHF World Championship, recording two assists in 10 games ... Won a gold medal with Team Finland at the 2014 IIHF U20 World Championship, registering four points (1G, 3A) in seven games ... Posted six points (2G, 4A) in as many contests with Finland at the 2013 IIHF U20 World Championship ... Tallied four points (1G, 3A) in seven games with Finland at the 2012 IIHF U20 World Championship ... Won a bronze medal with Finland at the 2012 IIHF U18 World Championship, notching six points (1G, 5A) in seven games.

CAREER STATISTICS

| SEASON | TEAM | LEAGUE | GP | REGULAR SEASON | | | | | PIM | PLAYOFFS | | | | |
|---------|--------------|----------|----|----------------|----|-----|-----|-----|-----|----------|---|-----|-----|-----|
| | | | | G | A | PTS | +/- | PIM | | G | A | PTS | +/- | PIM |
| 2010-11 | Karpas | SM-liiga | 2 | 0 | 0 | 0 | -2 | 2 | - | - | - | - | - | - |
| | Kiekko-Laser | FIN-2 | 3 | 0 | 3 | 3 | 3 | 0 | - | - | - | - | - | - |
| | Karpas U20 | FIN Jr. | 33 | 6 | 16 | 22 | - | 18 | 1 | 0 | 1 | 1 | - | 2 |
| | Karpas U18 | FIN Jr. | 3 | 0 | 2 | 2 | - | 0 | 9 | 0 | 7 | 7 | - | 8 |
| | Finland | WJC U18 | 6 | 0 | 0 | 0 | -2 | 2 | - | - | - | - | - | - |
| 2011-12 | Karpas | FIN | 35 | 0 | 3 | 3 | -3 | 12 | 9 | 0 | 3 | 3 | 1 | 2 |
| | Karpas U20 | FIN Jr. | 4 | 3 | 4 | 7 | 2 | 2 | - | - | - | - | - | - |
| | Finland | WJC | 7 | 1 | 3 | 4 | 3 | 4 | - | - | - | - | - | - |
| | Finland | WJC U18 | 7 | 1 | 5 | 6 | 2 | 4 | - | - | - | - | - | - |
| | Karpas | FIN | 47 | 6 | 6 | 12 | 2 | 8 | 3 | 0 | 2 | 2 | 0 | 0 |
| 2012-13 | Karpas U20 | FIN Jr. | 3 | 0 | 0 | 0 | 2 | 4 | - | - | - | - | - | - |
| | Finland | WJC | 6 | 2 | 4 | 6 | 10 | 2 | - | - | - | - | - | - |
| | Finland | WJC U18 | 7 | 1 | 5 | 6 | 2 | 4 | - | - | - | - | - | - |
| 2013-14 | Karpas | FIN | 54 | 6 | 21 | 27 | 32 | 16 | 16 | 2 | 9 | 11 | 7 | 10 |
| | Finland | WJC | 7 | 1 | 3 | 4 | 7 | 4 | - | - | - | - | - | - |
| | Finland | WJC | 6 | 2 | 4 | 6 | 10 | 2 | - | - | - | - | - | - |
| 2014-15 | Rockford | AHL | 68 | 8 | 22 | 30 | 0 | 16 | 8 | 0 | 3 | 3 | -4 | 0 |
| 2015-16 | Rockford | AHL | 76 | 10 | 35 | 45 | 0 | 24 | 3 | 0 | 1 | 1 | -6 | 0 |
| | Finland | WC | 10 | 0 | 2 | 2 | 5 | 0 | - | - | - | - | - | - |
| 2016-17 | Rockford | AHL | 76 | 6 | 24 | 30 | -25 | 35 | - | - | - | - | - | - |
| | Finland | W-CUP | 3 | 0 | 0 | 0 | -2 | 0 | - | - | - | - | - | - |

JAN RUTTA

DEFENSE • 44
SHOOTS: RIGHT
HEIGHT: 6'3" WEIGHT: 198
BIRTHDATE: JULY 29, 1990
BIRTHPLACE: PÍSEK, CZECH REPUBLIC


DRAFT POSITION

Undrafted.

CAREER TRANSACTIONS

Signed as a free agent by Chicago on June 7, 2017.

CAREER

2016-17: Recorded a career-best 24 assists and 32 points in 46 regular-season tilts with the Czech Extraliga's Pirati Chomutov ... Added two goals and 11 helpers in 17 postseason contests. **2015-16:** Compiled 21 points (10G, 11A) in 44 regular-season games with Pirati Chomutov ... Set a career high in goals ... Tallied a goal and two assists in seven playoff games. **2014-15:** Collected 27 points (11G, 16A) in 50 regular-season games with Pirati Chomutov in the Czech second division ... Added four goals and seven helpers in the postseason ... Compiled a goal and four helpers in 11 games during the qualification tournament. **2013-14:** Recorded one goal and two assists in 17 games with Chomutov ... Appeared in two games during the relegation playoffs and compiled two points (1G, 1A) in nine games during the qualification tournament. **2012-13:** Made his Czech Extraliga debut, skating in 37 games and registering three points (1G, 3A) with Chomutov ... Collected six points (1G, 5A) in six games during the relegation playoffs and skated in seven tilts during the qualification tournament. **2011-12:** Tallied eight points (2G, 6A) in 48 regular-season games with Pirati Chomutov in the Czech second division ... Added a goal and two helpers in nine playoff games, plus two assists in three qualification games ... Contributed one assist in two postseason tilts for Chomutov U20. **2010-11:** Split the regular season between two levels with KLH Chomutov, compiling 35 points (14G, 21A) for the U20 club and making 24 appearances for the senior club.

INTERNATIONAL CAREER

Notched one goal in eight contests with the Czech Republic at the 2017 IIHF World Championship in Cologne, Germany, and Paris, France.

CAREER STATISTICS

| SEASON | TEAM | LEAGUE | REGULAR SEASON | | | | | | PLAYOFFS | | | | | |
|---------|------------------|---------------|----------------|----|----|-----|-----|-----|----------|---|----|-----|-----|-----|
| | | | GP | G | A | PTS | +/- | PIM | GP | G | A | PTS | +/- | PIM |
| 2009-10 | SK Kadan | Czech-2 | 18 | 1 | 4 | 5 | 3 | 0 | 9 | 0 | 3 | 3 | -1 | 0 |
| | HC Klasterec | Czech-3 | 3 | 0 | 1 | 1 | - | 0 | 5 | 0 | 0 | 0 | - | 4 |
| | KLH Chomutov U20 | Czech U20 | 21 | 5 | 6 | 11 | 2 | 14 | - | - | - | - | - | - |
| 2010-11 | KLH Chomutov | Czech-2 | 24 | 0 | 0 | 0 | 2 | 10 | - | - | - | - | - | - |
| | KLH Chomutov U20 | Czech U20 | 44 | 14 | 21 | 35 | 39 | 40 | - | - | - | - | - | - |
| 2011-12 | Pirati Chomutov | Czech-2 | 48 | 2 | 6 | 8 | 18 | 16 | 9 | 1 | 2 | 3 | 4 | 6 |
| | | Qualification | 3 | 0 | 2 | 2 | 1 | 0 | - | - | - | - | - | - |
| | KLH Chomutov U20 | Czech U20 | - | - | - | - | - | - | 2 | 0 | 1 | 1 | 3 | 4 |
| 2012-13 | Pirati Chomutov | Czech | 37 | 1 | 3 | 4 | -5 | 18 | 6 | 1 | 5 | 6 | 1 | 2 |
| | | Qualification | 7 | 0 | 0 | 0 | -2 | 6 | - | - | - | - | - | - |
| 2013-14 | SK Kadan | Czech-2 | 7 | 0 | 3 | 3 | 2 | 0 | - | - | - | - | - | - |
| | Pirati Chomutov | Czech | 17 | 1 | 2 | 3 | -10 | 4 | 2 | 0 | 0 | 0 | -1 | 2 |
| | | Qualification | 9 | 1 | 1 | 2 | -4 | 0 | - | - | - | - | - | - |
| 2014-15 | SK Kadan | Czech-2 | 18 | 1 | 3 | 4 | -6 | 8 | - | - | - | - | - | - |
| | Pirati Chomutov | Czech-2 | 50 | 11 | 16 | 27 | 17 | 28 | 11 | 4 | 3 | 7 | 5 | 24 |
| | | Qualification | 11 | 1 | 4 | 5 | 5 | 22 | - | - | - | - | - | - |
| 2015-16 | Pirati Chomutov | Czech | 44 | 10 | 11 | 21 | 7 | 22 | 7 | 1 | 2 | 3 | -3 | 8 |
| 2016-17 | Pirati Chomutov | Czech | 46 | 8 | 24 | 32 | -3 | 30 | 17 | 2 | 11 | 13 | 0 | 8 |
| | Czech Rep. | WC | 8 | 1 | 0 | 1 | -3 | 0 | - | - | - | - | - | - |



CARL DAHLSTROM

DEFENSE

SHOOTS: LEFT

HEIGHT: 6'4"

WEIGHT: 231

BIRTHDATE: JAN. 28, 1995

BIRTHPLACE: STOCKHOLM, SWEDEN

ACQUIRED: 2013 NHL DRAFT (ROUND 2, 51ST OVERALL)

STATISTICS

| SEASON | TEAM | LEAGUE | REGULAR SEASON | | | | | | PLAYOFFS | | | | | |
|---------|----------------|-----------|----------------|---|----|-----|-----|-----|----------|---|---|-----|-----|-----|
| | | | GP | G | A | PTS | +/- | PIM | GP | G | A | PTS | +/- | PIM |
| 2010-11 | Djurgarden UI6 | UI6 SWE | 6 | 2 | 1 | 3 | 1 | 25 | - | - | - | - | - | - |
| | Djurgarden J18 | J18 SWE-2 | 1 | 0 | 0 | 0 | - | 0 | - | - | - | - | - | - |
| 2011-12 | Djurgarden J18 | J18 Elit | 20 | 1 | 7 | 8 | 22 | 2 | - | - | - | - | - | - |
| | Djurgarden J18 | J18 SWE-2 | 17 | 1 | 6 | 7 | 9 | 2 | 4 | 0 | 3 | 3 | 5 | 0 |
| 2012-13 | Linkoping J18 | J18 Elit | 2 | 2 | 0 | 2 | 1 | 0 | - | - | - | - | - | - |
| | Linkoping J18 | J18 SWE-2 | 1 | 0 | 2 | 2 | 4 | 2 | 2 | 0 | 0 | 0 | -1 | 2 |
| | Linkoping J20 | SuperElit | 37 | 5 | 8 | 13 | 18 | 12 | 5 | 1 | 1 | 2 | -1 | 4 |
| 2013-14 | Linkoping | SWE | 12 | 0 | 1 | 1 | 0 | 0 | 14 | 1 | 2 | 3 | -6 | 2 |
| | Linkoping J20 | SuperElit | 23 | 2 | 12 | 14 | 12 | 6 | - | - | - | - | - | - |
| 2014-15 | Rockford | AHL | 2 | 0 | 1 | 1 | -1 | 2 | - | - | - | - | - | - |
| | Linkoping | SWE | 55 | 3 | 3 | 6 | -2 | 12 | 11 | 0 | 1 | 1 | -4 | 4 |
| | Linkoping J20 | SuperElit | 1 | 0 | 0 | 0 | -1 | 0 | - | - | - | - | - | - |
| 2015-16 | Rockford | AHL | 4 | 0 | 0 | 0 | 1 | 6 | 3 | 0 | 1 | 1 | 1 | 2 |
| | Linkoping | SWE | 50 | 1 | 7 | 8 | 11 | 14 | 6 | 0 | 1 | 1 | 2 | 4 |
| 2016-17 | Rockford | AHL | 70 | 6 | 5 | 11 | -12 | 16 | - | - | - | - | - | - |



COLLIN DELIA

GOALTENDER

CATCHES: LEFT

HEIGHT: 6'2"

WEIGHT: 200

BIRTHDATE: JUNE 20, 1994

BIRTHPLACE: RANCHO CUCAMONGA, CALIF.

ACQUIRED: SIGNED AS A FREE AGENT ON JULY 28, 2017

STATISTICS

| SEASON | TEAM | LEAGUE | GP | REGULAR SEASON | | | | | PLAYOFFS | | | | |
|---------|-----------|--------|----|----------------|----|------|-----------|----|----------|------|----|------|-----|
| | | | | MINS | GA | GAA | W-L-T/OTL | SO | GP | MINS | GA | GAA | W-L |
| 2012-13 | Amarillo | NAHL | 19 | 981 | 37 | 2.26 | 11-2-2 | 3 | 11 | - | - | - | - |
| 2013-14 | Amarillo | NAHL | 31 | 1,723 | 46 | 1.60 | 22-7-0 | 7 | 6 | - | - | 2.38 | - |
| 2014-15 | Merrimack | NCAA | 9 | 517 | 16 | 1.86 | 4-4-1 | 1 | - | - | - | - | - |
| 2015-16 | Merrimack | NCAA | 26 | 1,521 | 75 | 2.96 | 8-12-6 | 0 | - | - | - | - | - |
| 2016-17 | Merrimack | NCAA | 21 | 1,202 | 43 | 2.15 | 9-8-3 | 3 | - | - | - | - | - |

LEADERSHIP

PLAYERS

2016-17

OPPONENTS

TRADITION

RECORDS

PLAYOFFS

HISTORY

MINORS

NHL

MEDIA



JEFF GLASS

GOALTENDER

CATCHES: LEFT
HEIGHT: 6'3"
WEIGHT: 206
BIRTHDATE: NOV. 19, 1985
BIRTHPLACE: CALGARY, ALBERTA
ACQUIRED: SIGNED AS A FREE AGENT ON JAN. 10, 2017

STATISTICS

| SEASON | TEAM | LEAGUE | REGULAR SEASON | | | | | | | PLAYOFFS | | | | | |
|---------|-------------------|--------|----------------|-------|-----|------|-----------|----|--|----------|-------|----|------|------|----|
| | | | GP | MINS | GA | GAA | W-L-T/OTL | SO | | GP | MINS | GA | GAA | W-L | SO |
| 2002-03 | Kootenay | WHL | 35 | 1,884 | 77 | 2.45 | 15-16-3 | 4 | | 9 | 643 | 23 | 2.15 | 4-5 | 0 |
| 2003-04 | Kootenay | WHL | 57 | 3,263 | 128 | 2.35 | 26-20-6 | 5 | | 4 | 239 | 14 | 3.51 | 0-4 | 0 |
| 2004-05 | Kootenay | WHL | 51 | 3,061 | 90 | 1.76 | 34-11-5 | 8 | | 16 | 1,027 | 39 | 2.28 | 10-6 | 0 |
| | Canada | WJC | 5 | 300 | 7 | 1.40 | 5-0-0 | 0 | | - | - | - | - | - | - |
| 2005-06 | Binghamton | AHL | 6 | 312 | 20 | 3.85 | 1-4-0 | 0 | | - | - | - | - | - | - |
| | Charlotte | ECHL | 39 | 2,221 | 119 | 3.22 | 19-15-4 | 2 | | 3 | 178 | 11 | 3.71 | 1-2 | 0 |
| 2006-07 | Binghamton | AHL | 43 | 2,174 | 149 | 4.11 | 9-24-2 | 1 | | - | - | - | - | - | - |
| 2007-08 | Binghamton | AHL | 45 | 2,313 | 111 | 2.88 | 15-20-4 | 2 | | - | - | - | - | - | - |
| 2008-09 | Binghamton | AHL | 41 | 2,219 | 119 | 3.22 | 17-19-3 | 0 | | - | - | - | - | - | - |
| 2009-10 | Barys Astana | KHL | 41 | 2,113 | 101 | 2.87 | 19-11-4 | 1 | | 3 | 223 | 10 | 2.69 | 0-3 | 0 |
| 2010-11 | Barys Astana | KHL | 23 | 1,240 | 61 | 2.95 | 7-9-4 | 1 | | 2 | 119 | 6 | 3.02 | 0-2 | 0 |
| 2011-12 | Barys Astana | KHL | 28 | 1,546 | 83 | 3.22 | 12-12-0 | 1 | | - | - | - | - | - | - |
| 2012-13 | Sibir Novosibirsk | KHL | 38 | 2,198 | 74 | 2.02 | 16-11-0 | 4 | | 7 | 407 | 12 | 1.77 | 3-4 | 2 |
| 2013-14 | Spartak Moscow | KHL | 37 | 2,098 | 81 | 2.32 | 12-19-0 | 4 | | - | - | - | - | - | - |
| | CSKA Moscow | KHL | 6 | 366 | 8 | 1.31 | 2-2-0 | 1 | | 4 | 212 | 11 | 3.11 | 0-4 | 0 |
| 2014-15 | Lada Togliatti | KHL | 14 | 677 | 39 | 3.46 | 1-9-0 | 0 | | - | - | - | - | - | - |
| 2015-16 | Dinamo Minsk | KHL | 31 | 1,756 | 81 | 2.77 | 12-14-0 | 4 | | - | - | - | - | - | - |
| 2016-17 | Toronto | AHL | 2 | 117 | 4 | 2.05 | 1-1-0 | 0 | | - | - | - | - | - | - |
| | Rockford | AHL | 20 | 1,165 | 51 | 2.63 | 8-10-0 | 2 | | - | - | - | - | - | - |




MATTHEW HIGHMORE

CENTER

SHOOTS: LEFT
HEIGHT: 5'11"
WEIGHT: 181
BIRTHDATE: FEB. 27, 1996
BIRTHPLACE: HALIFAX, NOVA SCOTIA
ACQUIRED: SIGNED AS A FREE AGENT ON MARCH 2, 2017

STATISTICS

| SEASON | TEAM | LEAGUE | REGULAR SEASON | | | | | | | PLAYOFFS | | | | | |
|---------|--------------|--------|----------------|----|----|-----|-----|-----|--|----------|---|----|-----|-----|-----|
| | | | GP | G | A | PTS | +/- | PIM | | GP | G | A | PTS | +/- | PIM |
| 2012-13 | Saint John | QMJHL | 30 | 4 | 5 | 9 | -3 | 26 | | 4 | 0 | 0 | 0 | -2 | 8 |
| 2013-14 | Saint John | QMJHL | 68 | 19 | 31 | 50 | -13 | 62 | | - | - | - | - | - | - |
| 2014-15 | Saint John | QMJHL | 62 | 11 | 13 | 24 | -1 | 60 | | 5 | 0 | 1 | 1 | -4 | 6 |
| 2015-16 | Saint John | QMJHL | 65 | 22 | 53 | 75 | 25 | 38 | | 17 | 9 | 11 | 20 | 1 | 12 |
| 2016-17 | Saint John | QMJHL | 64 | 34 | 55 | 89 | 34 | 46 | | 18 | 6 | 18 | 24 | 18 | 14 |
| | Memorial Cup | CHL | 4 | 0 | 3 | 3 | 1 | 4 | | - | - | - | - | - | - |



MATHESON IACOPELLI

RIGHT WING

SHOOTS: LEFT

HEIGHT: 6'2"

WEIGHT: 207

BIRTHDATE: MAY 15, 1994

BIRTHPLACE: WOODHAVEN, MICH.

ACQUIRED: 2014 NHL DRAFT (ROUND 3, 83RD OVERALL)

STATISTICS

| SEASON | TEAM | LEAGUE | REGULAR SEASON | | | | | | PLAYOFFS | | | | | |
|---------|----------------------------|----------------|----------------|----|----|-----|-----|-----|----------|---|---|-----|-----|-----|
| | | | GP | G | A | PTS | +/- | PIM | GP | G | A | PTS | +/- | PIM |
| 2011-12 | Little Caesars U18 Texas | HPHL U18 NAHL | 17 | 5 | 5 | 10 | - | 6 | - | - | - | - | - | - |
| 2012-13 | Belle Tire U18 Springfield | TIEHL U18 NAHL | 39 | 26 | 20 | 46 | - | 65 | 5 | 0 | 2 | 2 | - | 6 |
| 2013-14 | Muskegon | USHL | 58 | 41 | 22 | 63 | 12 | 47 | - | - | - | - | - | - |
| 2014-15 | Muskegon | USHL | 56 | 23 | 14 | 37 | -16 | 38 | 11 | 5 | 2 | 7 | 0 | 10 |
| 2015-16 | Western Michigan | NCAA | 27 | 1 | 6 | 7 | -19 | 6 | - | - | - | - | - | - |
| 2016-17 | Rockford Western Michigan | AHL NCAA | 8 | 1 | 3 | 4 | -2 | 0 | - | - | - | - | - | - |
| | | | 40 | 20 | 16 | 36 | 7 | 20 | - | - | - | - | - | - |



LUKE JOHNSON

CENTER

SHOOTS: RIGHT

HEIGHT: 5'11"

WEIGHT: 198

BIRTHDATE: SEPT. 19, 1994

BIRTHPLACE: GRAND FORKS, N.D.

ACQUIRED: 2013 NHL DRAFT (ROUND 5, 134TH OVERALL)

STATISTICS

| SEASON | TEAM | LEAGUE | REGULAR SEASON | | | | | | PLAYOFFS | | | | | |
|---------|--------------|--------|----------------|----|----|-----|-----|-----|----------|---|---|-----|-----|-----|
| | | | GP | G | A | PTS | +/- | PIM | GP | G | A | PTS | +/- | PIM |
| 2011-12 | Lincoln | USHL | 55 | 20 | 35 | 55 | 22 | 52 | 8 | 1 | 1 | 2 | -2 | 2 |
| 2012-13 | Lincoln | USHL | 57 | 19 | 27 | 46 | 17 | 32 | 5 | 0 | 0 | 0 | -2 | 0 |
| 2013-14 | North Dakota | NCAA | 42 | 8 | 13 | 21 | 9 | 26 | - | - | - | - | - | - |
| 2014-15 | North Dakota | NCAA | 42 | 11 | 13 | 24 | 9 | 54 | - | - | - | - | - | - |
| 2015-16 | North Dakota | NCAA | 43 | 11 | 10 | 21 | 1 | 45 | - | - | - | - | - | - |
| 2016-17 | Rockford | AHL | 73 | 8 | 9 | 17 | -24 | 31 | - | - | - | - | - | - |

LEADERSHIP

PLAYERS

2016-17

OPPONENTS

TRADITION

RECORDS

PLAYOFFS

HISTORY

MINORS

NHL

MEDIA



DAVID KAMPF

CENTER/RIGHT WING

SHOOTS: LEFT

HEIGHT: 6'2"

WEIGHT: 195


BIRTHDATE: JAN. 12, 1995

BIRTHPLACE: CHOMUTOV, CZECH REPUBLIC

ACQUIRED: SIGNED AS A FREE AGENT ON MAY 2, 2017

STATISTICS

| SEASON | TEAM | LEAGUE | REGULAR SEASON | | | | | | PLAYOFFS | | | | | |
|---------|------------------|-----------|----------------|----|----|-----|-----|-----|----------|---|---|-----|-----|-----|
| | | | GP | G | A | PTS | +/- | PIM | GP | G | A | PTS | +/- | PIM |
| 2010-11 | KLH Chomutov U18 | Czech U18 | 9 | 1 | 1 | 2 | 1 | 0 | - | - | - | - | - | - |
| | KLH Chomutov U16 | Czech U16 | 34 | 17 | 22 | 39 | 1 | 34 | - | - | - | - | - | - |
| 2011-12 | KLH Chomutov U18 | Czech U18 | 42 | 17 | 29 | 46 | 19 | 2 | 2 | 2 | 0 | 2 | 0 | 2 |
| 2012-13 | Pirati Chomutov | Czech | 2 | 0 | 0 | 0 | 0 | 0 | - | - | - | - | - | - |
| | SK Kadan | Czech-2 | 6 | 0 | 3 | 3 | 1 | 0 | 2 | 0 | 0 | 0 | 0 | 0 |
| | KLH Chomutov U20 | Czech U20 | 24 | 8 | 7 | 15 | 7 | 16 | 3 | 0 | 0 | 0 | -1 | 0 |
| | KLH Chomutov U18 | Czech U18 | 14 | 13 | 13 | 26 | 15 | 8 | - | - | - | - | - | - |
| 2013-14 | Czech Rep. | WJC U18 | 5 | 2 | 2 | 4 | -3 | 6 | - | - | - | - | - | - |
| | Pirati Chomutov | Czech | 45 | 1 | 2 | 3 | -11 | 12 | 6 | 0 | 1 | 1 | -4 | 2 |
| | | Qual. | 12 | 1 | 0 | 1 | 2 | 0 | - | - | - | - | - | - |
| | SK Kadan | Czech-2 | 5 | 0 | 2 | 2 | 0 | 2 | - | - | - | - | - | - |
| | KLH Chomutov U20 | Czech U20 | 8 | 5 | 10 | 15 | 11 | 6 | 1 | 1 | 0 | 1 | 2 | 2 |
| 2014-15 | Czech Rep. | WJC U20 | 5 | 1 | 1 | 2 | -3 | 4 | - | - | - | - | - | - |
| | Pirati Chomutov | Czech-2 | 44 | 11 | 13 | 24 | 17 | 16 | 11 | 2 | 5 | 7 | 9 | 6 |
| | | Qual. | 9 | 1 | 0 | 1 | 2 | 0 | - | - | - | - | - | - |
| 2015-16 | KLH Chomutov U20 | Czech U20 | 3 | 0 | 6 | 6 | 3 | 6 | - | - | - | - | - | - |
| | Czech Rep. | WJC U20 | 5 | 0 | 2 | 2 | -1 | 0 | - | - | - | - | - | - |
| 2016-17 | Pirati Chomutov | Czech | 42 | 9 | 4 | 13 | 22 | -6 | 8 | 0 | 1 | 1 | -3 | 0 |
| | KLH Chomutov U20 | Czech U20 | - | - | - | - | - | - | 1 | 2 | 0 | 2 | 3 | 2 |
| 2016-17 | Pirati Chomutov | Czech | 52 | 15 | 16 | 31 | -9 | 16 | 15 | 3 | 7 | 10 | 1 | 6 |



GRAHAM KNOTT

LEFT WING

SHOOTS: LEFT

HEIGHT: 6'3"

WEIGHT: 191

BIRTHDATE: JAN. 13, 1997

BIRTHPLACE: ETOBICOKE, ONTARIO

ACQUIRED: 2015 NHL DRAFT (ROUND 2, 54TH OVERALL)

STATISTICS

| SEASON | TEAM | LEAGUE | REGULAR SEASON | | | | | | PLAYOFFS | | | | | |
|---------|--------------|---------|----------------|----|----|-----|-----|-----|----------|---|---|-----|-----|-----|
| | | | GP | G | A | PTS | +/- | PIM | GP | G | A | PTS | +/- | PIM |
| 2013-14 | Niagara | OHL | 64 | 8 | 14 | 22 | -18 | 18 | 7 | 0 | 1 | 1 | -2 | 0 |
| 2014-15 | Niagara | OHL | 59 | 25 | 18 | 43 | 1 | 33 | 11 | 2 | 2 | 4 | 4 | 2 |
| | Canada | WJC U18 | 5 | 1 | 3 | 4 | 0 | 4 | - | - | - | - | - | - |
| 2015-16 | Niagara | OHL | 68 | 12 | 30 | 42 | -11 | 67 | 17 | 2 | 3 | 5 | -7 | 24 |
| 2016-17 | Niagara | OHL | 14 | 4 | 13 | 17 | -6 | 22 | - | - | - | - | - | - |
| | Windsor | OHL | 45 | 11 | 24 | 35 | 5 | 39 | 7 | 2 | 2 | 4 | -2 | 8 |
| | Memorial Cup | CHL | 4 | 3 | 1 | 4 | 3 | 4 | - | - | - | - | - | - |



ANTHONY LOUIS

CENTER

SHOOTS: LEFT

HEIGHT: 5'7"

WEIGHT: 151


BIRTHDATE: FEB. 10, 1995

BIRTHPLACE: WINFIELD, ILL.

ACQUIRED: 2013 NHL DRAFT (ROUND 6, 181ST OVERALL)

STATISTICS

| SEASON | TEAM | LEAGUE | REGULAR SEASON | | | | | | PLAYOFFS | | | | | |
|---------|--------------|---------|----------------|----|----|-----|-----|-----|----------|---|---|-----|-----|-----|
| | | | GP | G | A | PTS | +/- | PIM | GP | G | A | PTS | +/- | PIM |
| 2011-12 | USNTDP | U17 | 49 | 28 | 14 | 42 | - | 18 | - | - | - | - | - | - |
| | USNTDP | U18 | 7 | 0 | 1 | 1 | - | 2 | - | - | - | - | - | - |
| | USA | WJC U18 | 6 | 0 | 1 | 1 | 3 | 2 | - | - | - | - | - | - |
| 2012-13 | USNTDP | U18 | 62 | 22 | 29 | 51 | - | 20 | - | - | - | - | - | - |
| | USA | U18 | 7 | 1 | 3 | 4 | -1 | 2 | - | - | - | - | - | - |
| 2013-14 | Miami (Ohio) | NCAA | 36 | 12 | 13 | 25 | -4 | 10 | - | - | - | - | - | - |
| 2014-15 | Miami (Ohio) | NCAA | 37 | 9 | 27 | 36 | 15 | 8 | - | - | - | - | - | - |
| | USA | WJC | 5 | 0 | 0 | 0 | 0 | 2 | - | - | - | - | - | - |
| 2015-16 | Miami (Ohio) | NCAA | 36 | 11 | 15 | 26 | -5 | 27 | - | - | - | - | - | - |
| 2016-17 | Rockford | AHL | 13 | 1 | 2 | 3 | -9 | 4 | - | - | - | - | - | - |
| | Miami (Ohio) | NCAA | 36 | 14 | 25 | 39 | -4 | 20 | - | - | - | - | - | - |



NATHAN NOEL

CENTER

SHOOTS: RIGHT

HEIGHT: 5'11"

WEIGHT: 174

BIRTHDATE: JUNE 21, 1997

BIRTHPLACE: ST. JOHN'S, NEWFOUNDLAND

ACQUIRED: 2016 NHL DRAFT (ROUND 4, 113TH OVERALL)

STATISTICS

| SEASON | TEAM | LEAGUE | REGULAR SEASON | | | | | | PLAYOFFS | | | | | |
|---------|---------------------|---------|----------------|----|----|-----|-----|-----|----------|---|----|-----|-----|-----|
| | | | GP | G | A | PTS | +/- | PIM | GP | G | A | PTS | +/- | PIM |
| 2012-13 | Shattuck St. Mary's | USHS | 52 | 10 | 30 | 40 | - | 41 | - | - | - | - | - | - |
| 2013-14 | Saint John | QMJHL | 63 | 16 | 23 | 39 | -31 | 31 | - | - | - | - | - | - |
| 2014-15 | Saint John | QMJHL | 66 | 24 | 38 | 62 | 0 | 61 | 5 | 5 | 2 | 7 | -3 | 6 |
| | Canada | WJC U18 | 7 | 0 | 2 | 2 | 1 | 0 | - | - | - | - | - | - |
| 2015-16 | Saint John | QMJHL | 61 | 21 | 36 | 57 | 4 | 94 | 16 | 3 | 10 | 13 | -2 | 30 |
| 2016-17 | Saint John | QMJHL | 52 | 24 | 26 | 50 | 19 | 82 | 18 | 2 | 7 | 9 | 11 | 31 |
| | Memorial Cup | CHL | 4 | 1 | 1 | 2 | 0 | 2 | - | - | - | - | - | - |

LEADERSHIP

PLAYERS

2016-17

OPPONENTS

TRADITION

RECORDS

PLAYOFFS

HISTORY

MINORS

NHL

MEDIA



ROBIN NORELL

DEFENSE

SHOOTS: LEFT

HEIGHT: 5'11"

WEIGHT: 192

BIRTHDATE: FEB. 18, 1995

BIRTHPLACE: STOCKHOLM, SWEDEN

ACQUIRED: 2013 NHL DRAFT (ROUND 4, 111TH OVERALL)

STATISTICS

| SEASON | TEAM | LEAGUE | GP | REGULAR SEASON | | | | | PIM | GP | PLAYOFFS | | | | |
|---------|-----------------|-----------|----|----------------|---|-----|-----|-----|-----|----|----------|---|-----|-----|-----|
| | | | | G | A | PTS | +/- | PIM | | | G | A | PTS | +/- | PIM |
| 2011-12 | Djurgardens J20 | SuperElit | - | - | - | - | - | - | - | 1 | 0 | 0 | 0 | - | 0 |
| | Djurgardens J18 | J18 SWE | 21 | 2 | 6 | 8 | 14 | 6 | 6 | - | - | - | - | - | - |
| | Djurgardens J18 | J18 Elit | 16 | 0 | 3 | 3 | 3 | 18 | 4 | 0 | 0 | 0 | 0 | 0 | 2 |
| 2012-13 | Djurgardens J18 | J18 SWE | 19 | 9 | 4 | 13 | 16 | 0 | 0 | - | - | - | - | - | - |
| | Djurgardens J18 | J18 Elit | 11 | 1 | 3 | 4 | 5 | 16 | 9 | 2 | 1 | 3 | 9 | 6 | 6 |
| | Djurgardens J20 | SuperElit | 33 | 1 | 4 | 5 | -5 | 4 | 2 | 0 | 0 | 0 | 0 | 0 | 2 |
| | Sweden | WJC U18 | 5 | 0 | 0 | 0 | 2 | 2 | - | - | - | - | - | - | - |
| 2013-14 | Djurgardens | SWE-2 | 22 | 0 | 5 | 5 | 10 | 10 | 10 | 0 | 1 | 1 | - | -4 | 0 |
| | Djurgardens J20 | SuperElit | 1 | 0 | 0 | 0 | -2 | 0 | - | - | - | - | - | - | - |
| | Sweden | WJC | 7 | 1 | 0 | 1 | 3 | 2 | - | - | - | - | - | - | - |
| 2014-15 | Rockford | AHL | - | - | - | - | - | - | 3 | 0 | 0 | 0 | 0 | 0 | 2 |
| | Djurgardens | SWE | 48 | 3 | 6 | 9 | -11 | 12 | 2 | 0 | 0 | 0 | 0 | -1 | 0 |
| | Djurgardens J20 | SuperElit | 1 | 0 | 0 | 0 | 0 | 0 | - | - | - | - | - | - | - |
| | Sweden | WJC | 7 | 0 | 1 | 1 | 0 | 4 | - | - | - | - | - | - | - |
| 2015-16 | Rockford | AHL | 8 | 0 | 2 | 2 | 4 | 2 | 2 | 0 | 0 | 0 | 0 | -2 | 2 |
| | Djurgardens | SWE | 51 | 2 | 6 | 8 | 1 | 16 | 7 | 0 | 0 | 0 | 0 | -7 | 2 |
| 2016-17 | Rockford | AHL | 65 | 1 | 8 | 9 | -21 | 18 | - | - | - | - | - | - | - |



LUC SNUGGERUD

DEFENSE

SHOOTS: LEFT

HEIGHT: 6'0"

WEIGHT: 184


BIRTHDATE: SEPT. 18, 1995

BIRTHPLACE: EDINA, MINN.

ACQUIRED: 2014 NHL DRAFT (ROUND 5, 141ST OVERALL)

STATISTICS

| SEASON | TEAM | LEAGUE | GP | REGULAR SEASON | | | | | PIM | GP | PLAYOFFS | | | | |
|---------|-----------------|-----------|----|----------------|----|-----|-----|-----|-----|----|----------|---|-----|-----|-----|
| | | | | G | A | PTS | +/- | PIM | | | G | A | PTS | +/- | PIM |
| 2013-14 | Eden Prairie HS | USHS-MINN | 25 | 8 | 30 | 38 | 1 | 19 | 3 | 1 | 7 | 8 | - | - | 0 |
| | Team Southeast | USHS | 19 | 5 | 16 | 21 | - | 8 | 3 | 0 | 2 | 2 | - | - | 2 |
| | Muskegon | USHL | 3 | 1 | 2 | 3 | 3 | 0 | - | - | - | - | - | - | - |
| | Omaha | USHL | 4 | 0 | 2 | 2 | 2 | 6 | 4 | 0 | 1 | 1 | -2 | - | 4 |
| 2014-15 | Nebraska-Omaha | NCAA | 39 | 2 | 14 | 16 | -3 | 18 | - | - | - | - | - | - | - |
| 2015-16 | Nebraska-Omaha | NCAA | 35 | 4 | 14 | 18 | -8 | 22 | - | - | - | - | - | - | - |
| 2016-17 | Rockford | AHL | 13 | 1 | 4 | 5 | -2 | 2 | - | - | - | - | - | - | - |
| | Nebraska-Omaha | NCAA | 39 | 11 | 20 | 31 | -4 | 36 | - | - | - | - | - | - | - |



VIKTOR SVEDBERG

DEFENSE

SHOOTS: LEFT

HEIGHT: 6'9"

WEIGHT: 234

BIRTHDATE: MAY 24, 1991

BIRTHPLACE: GOTHENBURG, SWEDEN

ACQUIRED: SIGNED AS A FREE AGENT ON OCT. 19, 2013

STATISTICS

REGULAR SEASON

PLAYOFFS

| SEASON | TEAM | LEAGUE | GP | G | A | PTS | +/- | PIM | GP | G | A | PTS | +/- | PIM |
|----------------|----------------|------------|-----------|----------|----------|----------|-----------|----------|----------|----------|----------|----------|----------|----------|
| 2007-08 | Rogle J18 | J18 Elit | 27 | 3 | 7 | 10 | - | 28 | - | - | - | - | - | - |
| 2008-09 | Rogle | SWE | - | - | - | - | - | - | 1 | 0 | 0 | 0 | -2 | 0 |
| | Rogle J20 | SuperElit | 38 | 5 | 11 | 16 | - | 79 | - | - | - | - | - | - |
| | Rogle J18 | J18 Elit | 11 | 1 | 4 | 5 | - | 24 | - | - | - | - | - | - |
| 2009-10 | Frolunda J20 | SuperElit | 40 | 4 | 10 | 14 | - | 85 | - | - | - | - | - | - |
| 2010-11 | Frolunda | SWE | 9 | 0 | 0 | 0 | 0 | 0 | - | - | - | - | - | - |
| | Frolunda J20 | SuperElit | 41 | 5 | 17 | 22 | - | 73 | 7 | 0 | 1 | 1 | - | 10 |
| 2011-12 | Frolunda | SWE | 55 | 3 | 2 | 5 | -2 | 20 | 6 | 0 | 0 | 0 | -1 | 0 |
| | Frolunda J20 | SuperElit | 6 | 1 | 2 | 3 | 4 | 4 | - | - | - | - | - | - |
| 2012-13 | Frolunda | SWE | 51 | 0 | 2 | 2 | -3 | 24 | 6 | 0 | 0 | 0 | -1 | 4 |
| | Frolunda J20 | SuperElit | 1 | 0 | 0 | 0 | -1 | 2 | - | - | - | - | - | - |
| 2013-14 | Rockford | AHL | 35 | 2 | 7 | 9 | 5 | 26 | - | - | - | - | - | - |
| 2014-15 | Rockford | AHL | 49 | 3 | 11 | 14 | 14 | 41 | 8 | 0 | 4 | 4 | 4 | 8 |
| 2015-16 | CHICAGO | NHL | 27 | 2 | 2 | 4 | -5 | 4 | 3 | 0 | 0 | 0 | 0 | 6 |
| | Rockford | AHL | 40 | 1 | 14 | 15 | 9 | 39 | - | - | - | - | - | - |
| 2016-17 | Rockford | AHL | 51 | 2 | 9 | 11 | -7 | 70 | - | - | - | - | - | - |

LEADERSHIP

PLAYERS

2016-17

OPPONENTS

TRADITION

RECORDS


PLAYOFFS

HISTORY

MINORS

NHL

MEDIA



ANDREI ALTYPARMAKYAN

RIGHT WING

SHOOTS: LEFT

HEIGHT: 5'11"

WEIGHT: 183


BIRTHDATE: AUG. 4, 1998

BIRTHPLACE: ST. PETERSBURG, RUSSIA

ACQUIRED: 2017 NHL DRAFT (ROUND 3, 70TH OVERALL)

STATISTICS

| SEASON | TEAM | LEAGUE | GP | G | A | PTS | +/- | PIM | GP | G | A | PTS | +/- | PIM |
|---------|-----------------|---------|----|----|----|-----|-----|-----|----|---|---|-----|-----|-----|
| 2014-15 | Serebryanye Lvy | MHL | 2 | 0 | 0 | 0 | -1 | 0 | - | - | - | - | - | - |
| | Serebryanye Lvy | RUS U17 | 31 | 19 | 40 | 59 | - | 109 | - | - | - | - | - | - |
| 2015-16 | Serebryanye Lvy | MHL | 42 | 8 | 22 | 30 | -2 | 30 | - | - | - | - | - | - |
| 2016-17 | SKA-Neva | VHL | 27 | 5 | 4 | 9 | 5 | 10 | 11 | 0 | 0 | 0 | -3 | 4 |
| | Serebryanye Lvy | MHL | 31 | 20 | 25 | 45 | 23 | 77 | - | - | - | - | - | - |



EVAN BARRATT

CENTER

SHOOTS: LEFT

HEIGHT: 6'0"

WEIGHT: 188

BIRTHDATE: FEB. 18, 1999

BIRTHPLACE: BRISTOL, PA.

ACQUIRED: 2017 NHL DRAFT (ROUND 3, 90TH OVERALL)

STATISTICS

| SEASON | TEAM | LEAGUE | GP | G | A | PTS | +/- | PIM | GP | G | A | PTS | +/- | PIM |
|---------|------------|---------|----|----|----|-----|-----|-----|----|---|---|-----|-----|-----|
| 2015-16 | USNTDP U17 | USNTDP | 58 | 15 | 25 | 40 | - | 64 | - | - | - | - | - | - |
| 2016-17 | USNTDP U18 | USNTDP | 63 | 18 | 38 | 56 | - | 76 | - | - | - | - | - | - |
| | USA | WJC U18 | 7 | 1 | 5 | 6 | 5 | 6 | - | - | - | - | - | - |

LEADERSHIP

PLAYERS

2016-17

OPPONENTS

TRADITION

RECORDS


PLAYOFFS

HISTORY

MINORS

NHL

MEDIA



RADOVAN BONDRA

RIGHT WING

SHOOTS: RIGHT

HEIGHT: 6'5"

WEIGHT: 217

BIRTHDATE: JAN. 27, 1997

BIRTHPLACE: TREBISOV, SLOVAKIA

ACQUIRED: 2015 NHL DRAFT (ROUND 5, 151ST OVERALL)

STATISTICS

| SEASON | TEAM | LEAGUE | REGULAR SEASON | | | | | | PLAYOFFS | | | | | |
|---------|---------------|---------|----------------|----|----|-----|-----|-----|----------|---|---|-----|-----|-----|
| | | | GP | G | A | PTS | +/- | PIM | GP | G | A | PTS | +/- | PIM |
| 2011-12 | HC Kosice U18 | SVK U18 | 41 | 14 | 10 | 24 | 13 | 12 | - | - | - | - | - | - |
| 2012-13 | Slovakia U20 | SVK-2 | 8 | 0 | 1 | 1 | - | 0 | - | - | - | - | - | - |
| | HC Kosice U20 | SVK U20 | - | - | - | - | - | - | 1 | 0 | 0 | 0 | - | 0 |
| | HC Kosice U18 | SVK U18 | 38 | 37 | 25 | 62 | 29 | 26 | 2 | 0 | 0 | 0 | -4 | 4 |
| 2013-14 | Slovakia U18 | SVK-2 | 35 | 5 | 4 | 9 | -14 | 20 | - | - | - | - | - | - |
| | HC Kosice U20 | SVK U20 | 8 | 3 | 2 | 5 | -5 | 2 | 4 | 0 | 1 | 1 | -1 | 0 |
| | HC Kosice U18 | SVK U18 | 3 | 0 | 1 | 1 | 1 | 0 | 4 | 5 | 4 | 9 | 8 | 0 |
| 2014-15 | Slovakia | WJC U18 | 5 | 1 | 0 | 1 | -1 | 0 | - | - | - | - | - | - |
| | HC Kosice | SVK | 15 | 2 | 2 | 4 | 6 | 6 | 15 | 1 | 2 | 3 | 0 | 4 |
| | Slovakia U20 | SVK U20 | 4 | 0 | 0 | 0 | -2 | 2 | - | - | - | - | - | - |
| | Slovakia U18 | SVK U18 | 17 | 6 | 6 | 12 | -4 | 47 | - | - | - | - | - | - |
| | Slovakia | WJC | 7 | 0 | 0 | 0 | -2 | 2 | - | - | - | - | - | - |
| 2015-16 | Vancouver | WHL | 58 | 15 | 15 | 30 | -32 | 28 | - | - | - | - | - | - |
| | Slovakia | WJC | 5 | 1 | 0 | 1 | 0 | 2 | - | - | - | - | - | - |
| 2016-17 | Rockford | AHL | 5 | 0 | 0 | 0 | -6 | 2 | - | - | - | - | - | - |
| | Vancouver | WHL | 32 | 19 | 12 | 31 | 1 | 14 | - | - | - | - | - | - |
| | Prince George | WHL | 30 | 13 | 19 | 32 | 1 | 26 | 6 | 2 | 3 | 5 | 1 | 2 |
| | Slovakia | WJC | 5 | 0 | 0 | 0 | -4 | 2 | - | - | - | - | - | - |



LUCAS CARLSSON

DEFENSE

SHOOTS: LEFT

HEIGHT: 6'0"

WEIGHT: 189

BIRTHDATE: JULY 5, 1997

BIRTHPLACE: GAVLE, SWEDEN

ACQUIRED: 2016 NHL DRAFT (ROUND 4, 110TH OVERALL)

STATISTICS

| SEASON | TEAM | LEAGUE | REGULAR SEASON | | | | | | PLAYOFFS | | | | | |
|---------|---------------|-----------|----------------|----|----|-----|-----|-----|----------|---|---|-----|-----|-----|
| | | | GP | G | A | PTS | +/- | PIM | GP | G | A | PTS | +/- | PIM |
| 2012-13 | Brynas IF J18 | SWE J18 | 34 | 4 | 13 | 17 | 27 | 50 | 3 | 0 | 0 | 0 | 1 | 0 |
| | Brynas IF U16 | SWE U16 | 6 | 1 | 5 | 6 | - | 34 | - | - | - | - | - | - |
| 2013-14 | Brynas IF J20 | SuperElit | 5 | 1 | 1 | 2 | -3 | 10 | - | - | - | - | - | - |
| | Brynas IF J18 | SWE J18 | 34 | 14 | 18 | 32 | 24 | 96 | 5 | 0 | 5 | 5 | 0 | 2 |
| 2014-15 | Brynas IF | SWE | 16 | 0 | 1 | 1 | -2 | 2 | 1 | 0 | 0 | 0 | 0 | 0 |
| | Brynas IF J20 | SuperElit | 42 | 6 | 12 | 18 | 5 | 60 | 2 | 0 | 1 | 1 | 2 | 4 |
| | Brynas IF J18 | SWE J18 | 9 | 8 | 6 | 14 | 10 | 33 | 4 | 4 | 2 | 6 | 5 | 2 |
| | Sweden | WJC U18 | 5 | 1 | 1 | 2 | 0 | 4 | - | - | - | - | - | - |
| 2015-16 | Brynas IF | SWE | 35 | 4 | 5 | 9 | -4 | 8 | 3 | 0 | 2 | 2 | 5 | 0 |
| | Brynas IF J20 | SuperElit | 15 | 1 | 10 | 11 | 11 | 53 | 1 | 0 | 0 | 0 | 0 | 25 |
| 2016-17 | Brynas | SWE | 41 | 3 | 8 | 11 | 5 | 16 | 20 | 0 | 4 | 4 | 2 | 4 |
| | Sweden | WJC | 7 | 1 | 2 | 3 | 9 | 4 | - | - | - | - | - | - |



LIAM COUGHLIN

CENTER

SHOOTS: LEFT

HEIGHT: 6'2"

WEIGHT: 200

BIRTHDATE: SEPT. 19, 1994

BIRTHPLACE: SOUTH BOSTON, MASS.

ACQUIRED: FROM EDM FOR A. NILSSON ON 7/6/15

STATISTICS

| SEASON | TEAM | LEAGUE | REGULAR SEASON | | | | | | PLAYOFFS | | | | | |
|---------|---------|--------|----------------|----|----|-----|-----|-----|----------|---|---|-----|-----|-----|
| | | | GP | G | A | PTS | +/- | PIM | GP | G | A | PTS | +/- | PIM |
| 2013-14 | Vernon | BCHL | 53 | 18 | 27 | 45 | - | 70 | 19 | 7 | 6 | 13 | - | 14 |
| 2014-15 | Vernon | BCHL | 54 | 20 | 40 | 60 | - | 31 | 11 | 3 | 7 | 10 | - | 2 |
| 2015-16 | Vermont | NCAA | 35 | 3 | 9 | 12 | 6 | 43 | - | - | - | - | - | - |
| 2016-17 | Vermont | NCAA | 31 | 3 | 8 | 11 | -1 | 8 | - | - | - | - | - | - |



JOHN DAHLSTROM

RIGHT WING

SHOOTS: LEFT

HEIGHT: 6'0"

WEIGHT: 189

BIRTHDATE: JAN. 22, 1997

BIRTHPLACE: KUNGSBACKA, SWEDEN

ACQUIRED: 2015 NHL DRAFT (ROUND 7, 211TH OVERALL)

STATISTICS

| SEASON | TEAM | LEAGUE | REGULAR SEASON | | | | | | PLAYOFFS | | | | | |
|---------|----------------|-----------|----------------|----|----|-----|-----|-----|----------|---|---|-----|-----|-----|
| | | | GP | G | A | PTS | +/- | PIM | GP | G | A | PTS | +/- | PIM |
| 2013-14 | Frolunda J18 | SWE J18 | 39 | 16 | 24 | 40 | 31 | 8 | 5 | 0 | 3 | 3 | -1 | 2 |
| 2014-15 | Frolunda | SWE | 2 | 0 | 0 | 0 | 0 | 0 | - | - | - | - | - | - |
| | Frolunda J20 | SuperElit | 28 | 20 | 15 | 35 | 11 | 2 | 8 | 5 | 0 | 5 | -6 | 0 |
| | Frolunda J18 | SWE J18 | 14 | 5 | 19 | 17 | 6 | 6 | 2 | 0 | 1 | 1 | 0 | 0 |
| | Sweden | WJC U18 | 5 | 0 | 1 | 1 | 1 | 0 | - | - | - | - | - | - |
| 2015-16 | Frolunda | SWE | 13 | 0 | 1 | 1 | -3 | 0 | - | - | - | - | - | - |
| | Frolunda J20 | SuperElit | 38 | 21 | 14 | 35 | -1 | 8 | 4 | 4 | 1 | 5 | 1 | 0 |
| | HC Vita Hasten | SWE-2 | 2 | 0 | 0 | 0 | 0 | 0 | - | - | - | - | - | - |
| 2016-17 | Medicine Hat | WHL | 63 | 30 | 29 | 59 | 21 | 12 | 11 | 6 | 7 | 13 | 3 | 4 |



JOSHUA ESS

DEFENSE

SHOOTS: LEFT

HEIGHT: 5'11"

WEIGHT: 180


BIRTHDATE: APRIL 3, 1999

BIRTHPLACE: BURNSVILLE, MINN.

ACQUIRED: 2017 NHL DRAFT (ROUND 7, 215TH OVERALL)

STATISTICS

| SEASON | TEAM | LEAGUE | REGULAR SEASON | | | | | | PLAYOFFS | | | | | |
|---------|-----------------|---------|----------------|---|----|-----|-----|-----|----------|---|---|-----|-----|-----|
| | | | GP | G | A | PTS | +/- | PIM | GP | G | A | PTS | +/- | PIM |
| 2014-15 | Lakeville South | HIGH-MN | 24 | 7 | 13 | 20 | - | 14 | 2 | 0 | 3 | 3 | - | 2 |
| 2015-16 | Lakeville South | HIGH-MN | 25 | 8 | 18 | 26 | - | 19 | 2 | 1 | 2 | 3 | - | 4 |
| | Team Southeast | HIGH-MN | 21 | 1 | 9 | 10 | - | 10 | - | - | - | - | - | - |
| 2016-17 | Lakeville South | HIGH-MN | 23 | 8 | 20 | 28 | - | 12 | 3 | 3 | 2 | 5 | - | 0 |
| | Team Southeast | HIGH-MN | 18 | 2 | 11 | 13 | - | 12 | 3 | 0 | 1 | 1 | - | 4 |
| | Cedar Rapids | USHL | 2 | 0 | 1 | 1 | -1 | 4 | - | - | - | - | - | - |



PARKER FOO

LEFT WING

SHOOTS: LEFT
 HEIGHT: 6'1"
 WEIGHT: 171
 BIRTHDATE: SEPT. 12, 1998
 BIRTHPLACE: EDMONTON, ALBERTA
 ACQUIRED: 2017 NHL DRAFT (ROUND 5, 144TH OVERALL)

STATISTICS

| SEASON | TEAM | LEAGUE | REGULAR SEASON | | | | | | PLAYOFFS | | | | | |
|---------|------------|--------|----------------|----|----|-----|-----|-----|----------|----|----|-----|-----|-----|
| | | | GP | G | A | PTS | +/- | PIM | GP | G | A | PTS | +/- | PIM |
| 2014-15 | Bonnyville | AJHL | 1 | 0 | 0 | 0 | - | 0 | - | - | - | - | - | - |
| | Edmonton | AMHL | 34 | 15 | 15 | 30 | - | 18 | 12 | 4 | 4 | 8 | - | 10 |
| 2015-16 | Bonnyville | AJHL | 5 | 0 | 1 | 1 | - | 0 | - | - | - | - | - | - |
| | Brooks | AJHL | 44 | 8 | 19 | 27 | - | 56 | 13 | 4 | 2 | 6 | - | 14 |
| 2016-17 | Brooks | AJHL | 60 | 34 | 32 | 66 | - | 58 | 13 | 10 | 10 | 20 | - | 4 |




MATHIAS FROM

LEFT WING

SHOOTS: RIGHT
 HEIGHT: 6'1"
 WEIGHT: 187
 BIRTHDATE: DEC. 16, 1997
 BIRTHPLACE: FREDERIKSHAVN, DENMARK
 ACQUIRED: 2016 NHL DRAFT (ROUND 5, 143RD OVERALL)

STATISTICS

| SEASON | TEAM | LEAGUE | REGULAR SEASON | | | | | | PLAYOFFS | | | | | |
|---------|--------------|-------------|----------------|----|----|-----|-----|-----|----------|---|---|-----|-----|-----|
| | | | GP | G | A | PTS | +/- | PIM | GP | G | A | PTS | +/- | PIM |
| 2014-15 | Rogle BK J20 | SuperElit | - | - | - | - | - | - | 4 | 0 | 0 | 0 | 0 | 2 |
| | Rogle BK J18 | SWE J18 | 35 | 18 | 28 | 46 | 12 | 28 | - | - | - | - | - | - |
| | Denmark | WJC U18 D-1 | 5 | 4 | 2 | 6 | 0 | 0 | - | - | - | - | - | - |
| 2015-16 | Rogle BK | SWE | 16 | 2 | 2 | 4 | 0 | 0 | - | - | - | - | - | - |
| | Rogle BK J20 | SuperElit | 36 | 6 | 15 | 21 | -2 | 42 | 7 | 2 | 2 | 4 | -1 | 0 |
| | Denmark | WJC | 4 | 1 | 1 | 2 | -2 | 4 | - | - | - | - | - | - |
| 2016-17 | Rogle | SWE | 33 | 3 | 1 | 4 | -9 | 12 | 4 | 0 | 0 | 0 | 0 | 0 |
| | Rogle J20 | SuperElit | 13 | 9 | 9 | 18 | 3 | 8 | 3 | 2 | 0 | 2 | 1 | 0 |
| | Denmark | WJC | 3 | 2 | 1 | 3 | 0 | 0 | - | - | - | - | - | - |



JAKUB GALVAS

DEFENSE

SHOOTS: LEFT
 HEIGHT: 5'11"
 WEIGHT: 161
 BIRTHDATE: JUNE 15, 1999
 BIRTHPLACE: OSTRAVA, CZECH REPUBLIC
 ACQUIRED: 2017 NHL DRAFT (ROUND 5, 150TH OVERALL)

STATISTICS

| SEASON | TEAM | LEAGUE | REGULAR SEASON | | | | | | PLAYOFFS | | | | | |
|---------|------------------|---------|----------------|---|----|-----|-----|-----|----------|---|---|-----|-----|-----|
| | | | GP | G | A | PTS | +/- | PIM | GP | G | A | PTS | +/- | PIM |
| 2015-16 | HC Olomouc U20 | CZE U20 | 22 | 1 | 11 | 12 | -1 | 10 | - | - | - | - | - | - |
| | HC Olomouc U18 | CZE U18 | 12 | 3 | 7 | 10 | 10 | 4 | - | - | - | - | - | - |
| 2016-17 | HC Olomouc | CZE | 36 | 1 | 5 | 6 | -7 | 14 | - | - | - | - | - | - |
| | HC Dukla Jihlava | CZE-2 | - | - | - | - | - | - | 1 | 0 | 1 | 1 | 0 | 0 |
| | HC Olomouc U20 | CZE U20 | 5 | 1 | 4 | 5 | 0 | 0 | - | - | - | - | - | - |
| | HC Olomouc U18 | CZE U18 | 3 | 1 | 4 | 5 | 1 | 0 | - | - | - | - | - | - |
| | Czech Rep. | WJC U18 | 2 | 0 | 1 | 1 | 0 | 0 | - | - | - | - | - | - |
| | | | | | | | | | | | | | | |



DENNIS GILBERT

DEFENSE

SHOOTS: LEFT

HEIGHT: 6'2"

WEIGHT: 199


BIRTHDATE: OCT. 30, 1996

BIRTHPLACE: BUFFALO, N.Y.

ACQUIRED: 2015 NHL DRAFT (ROUND 3, 91ST OVERALL)

STATISTICS

| SEASON | TEAM | LEAGUE | REGULAR SEASON | | | | | | PLAYOFFS | | | | | |
|---------|------------|--------|----------------|---|----|-----|-----|-----|----------|---|---|-----|-----|-----|
| | | | GP | G | A | PTS | +/- | PIM | GP | G | A | PTS | +/- | PIM |
| 2013-14 | Buffalo | OJHL | 35 | 4 | 13 | 17 | - | 36 | 10 | - | 3 | 3 | - | 8 |
| 2014-15 | Chicago | USHL | 59 | 4 | 23 | 27 | 2 | 89 | - | - | - | - | - | - |
| 2015-16 | Notre Dame | NCAA | 37 | 2 | 8 | 10 | 5 | 34 | - | - | - | - | - | - |
| 2016-17 | Notre Dame | NCAA | 40 | 0 | 22 | 22 | 27 | 22 | - | - | - | - | - | - |



BLAKE HILLMAN

DEFENSE

SHOOTS: LEFT

HEIGHT: 6'1"

WEIGHT: 180

BIRTHDATE: JAN. 26, 1996

BIRTHPLACE: ELK RIVER, MINN.

ACQUIRED: 2016 NHL DRAFT (ROUND 6, 173RD OVERALL)

STATISTICS

| SEASON | TEAM | LEAGUE | REGULAR SEASON | | | | | | PLAYOFFS | | | | | |
|---------|----------|--------|----------------|---|----|-----|-----|-----|----------|---|---|-----|-----|-----|
| | | | GP | G | A | PTS | +/- | PIM | GP | G | A | PTS | +/- | PIM |
| 2013-14 | Dubuque | USHL | 57 | 3 | 10 | 13 | 9 | 24 | 7 | 0 | 0 | 0 | 4 | 0 |
| 2014-15 | Dubuque | USHL | 42 | 3 | 8 | 11 | 8 | 12 | - | - | - | - | - | - |
| | Waterloo | USHL | 13 | 0 | 7 | 7 | 6 | 6 | - | - | - | - | - | - |
| 2015-16 | Denver | NCAA | 39 | 3 | 8 | 11 | 9 | 14 | - | - | - | - | - | - |
| 2016-17 | Denver | NCAA | 43 | 1 | 7 | 8 | 9 | 18 | - | - | - | - | - | - |



HENRI JOKIHARJU

DEFENSE

SHOOTS: RIGHT

HEIGHT: 6'0"

WEIGHT: 180

BIRTHDATE: JUNE 17, 1999

BIRTHPLACE: OULU, FINLAND

ACQUIRED: 2017 NHL DRAFT (ROUND 1, 29TH OVERALL)

STATISTICS

| SEASON | TEAM | LEAGUE | REGULAR SEASON | | | | | | PLAYOFFS | | | | | |
|---------|-------------|-----------|----------------|---|----|-----|-----|-----|----------|---|---|-----|-----|-----|
| | | | GP | G | A | PTS | +/- | PIM | GP | G | A | PTS | +/- | PIM |
| 2014-14 | Jokerit U18 | FIN Jr. B | 37 | 8 | 22 | 30 | - | 6 | 10 | 4 | 2 | 6 | - | 2 |
| 2015-16 | Tappara U20 | FIN Jr. A | 47 | 9 | 20 | 29 | 17 | 20 | 3 | 1 | 2 | 3 | 1 | 4 |
| | Tappara U18 | FIN Jr. B | - | - | - | - | - | - | 3 | 0 | 2 | 2 | - | 10 |
| | Finland | WJC U18 | 7 | 0 | 3 | 3 | 3 | 10 | - | - | - | - | - | - |
| 2016-17 | Portland | WHL | 71 | 9 | 39 | 48 | 14 | 38 | 11 | 0 | 3 | 3 | -8 | 4 |



ARTUR KAYUMOV

LEFT WING

SHOOTS: LEFT

HEIGHT: 5'11"

WEIGHT: 176

BIRTHDATE: FEB. 14, 1998

BIRTHPLACE: PODGORNYY, RUSSIA

ACQUIRED: 2016 NHL DRAFT (ROUND 2, 50TH OVERALL)

STATISTICS

| SEASON | TEAM | LEAGUE | REGULAR SEASON | | | | | | PLAYOFFS | | | | | |
|---------|------------------|---------|----------------|----|----|-----|-----|-----|----------|---|---|-----|-----|-----|
| | | | GP | G | A | PTS | +/- | PIM | GP | G | A | PTS | +/- | PIM |
| 2014-15 | Yaroslavl | MHL | 14 | 1 | 4 | 5 | 1 | 25 | 2 | 0 | 0 | 0 | 0 | 2 |
| | Yaroslavl Jr. | MHL B | 32 | 16 | 18 | 34 | 20 | 4 | 8 | 1 | 2 | 3 | -1 | 2 |
| | Yaroslavl U17 | RUS U17 | 19 | 11 | 15 | 26 | - | 35 | - | - | - | - | - | - |
| 2015-16 | Russia U18 | MHL | 39 | 12 | 19 | 31 | 28 | 12 | 3 | 0 | 1 | 1 | -1 | 25 |
| 2016-17 | Yaroslavl | KHL | 4 | 0 | 0 | 0 | -1 | 0 | - | - | - | - | - | - |
| | HK Ryazan | VHL | 12 | 1 | 6 | 7 | -4 | 8 | 4 | 0 | 0 | 0 | -1 | 4 |
| | Yaroslavl | MHL | 33 | 8 | 11 | 19 | 0 | 43 | 3 | 1 | 1 | 2 | 2 | 4 |
| | Yunior Yaroslavl | NMHL | - | - | - | - | - | - | 1 | 1 | 0 | 1 | 1 | 0 |



CHAD KRYZ

DEFENSE

SHOOTS: LEFT

HEIGHT: 5'11"

WEIGHT: 185

BIRTHDATE: APRIL 10, 1998

BIRTHPLACE: PHILADELPHIA, PA.

ACQUIRED: 2016 NHL DRAFT (ROUND 2, 45TH OVERALL)

STATISTICS

| SEASON | TEAM | LEAGUE | REGULAR SEASON | | | | | | PLAYOFFS | | | | | |
|---------|--------------------|---------|----------------|----|----|-----|-----|-----|----------|---|---|-----|-----|-----|
| | | | GP | G | A | PTS | +/- | PIM | GP | G | A | PTS | +/- | PIM |
| 2013-14 | New Jersey Rockets | Midget | 41 | 10 | 35 | 45 | 21 | 22 | - | - | - | - | - | - |
| 2014-15 | USNTDP | U18 | 35 | 4 | 22 | 26 | 17 | 16 | - | - | - | - | - | - |
| | USA | WJC U18 | 7 | 1 | 4 | 5 | 9 | 4 | - | - | - | - | - | - |
| 2015-16 | USNTDP | U18 | 53 | 3 | 26 | 29 | - | 78 | - | - | - | - | - | - |
| | USA | WJC | 7 | 0 | 0 | 0 | -1 | 2 | - | - | - | - | - | - |
| | USA | WJC U18 | 7 | 0 | 3 | 3 | 4 | 33 | - | - | - | - | - | - |
| 2016-17 | Boston Univ. | NCAA | 39 | 5 | 6 | 11 | 7 | 10 | - | - | - | - | - | - |



ROOPE LAAVAINEN

DEFENSE

SHOOTS: RIGHT

HEIGHT: 6'2"

WEIGHT: 200

BIRTHDATE: AUG. 23, 1998

BIRTHPLACE: HELSINKI, FINLAND

ACQUIRED: 2017 NHL DRAFT (ROUND 4, 119TH OVERALL)

STATISTICS

| SEASON | TEAM | LEAGUE | REGULAR SEASON | | | | | | PLAYOFFS | | | | | |
|---------|-------------|-----------|----------------|----|----|-----|-----|-----|----------|---|---|-----|-----|-----|
| | | | GP | G | A | PTS | +/- | PIM | GP | G | A | PTS | +/- | PIM |
| 2014-15 | Jokerit U18 | FIN Jr. B | 46 | 11 | 15 | 26 | - | 32 | 10 | 0 | 1 | 1 | - | 18 |
| 2015-16 | Jokerit U18 | FIN Jr. B | 26 | 5 | 17 | 22 | - | 68 | - | - | - | - | - | - |
| 2016-17 | Jokerit U20 | FIN Jr. A | 48 | 5 | 16 | 21 | - | 42 | - | - | - | - | - | - |

LEADERSHIP

PLAYERS

2016-17

OPPONENTS

TRADITION

RECORDS


PLAYOFFS

HISTORY

MINORS

NHL

MEDIA



JAKE MASSIE

DEFENSE

SHOOTS: LEFT

HEIGHT: 6'1"

WEIGHT: 178

BIRTHDATE: JAN. 21, 1997

BIRTHPLACE: MONTREAL, QUEBEC

ACQUIRED: FROM CAR WITH D. ROBERTSON AND A 2017 PICK FOR K. VERSTEEG AND J. NORDSTROM AND A 2017 PICK ON 09/11/15

STATISTICS

| SEASON | TEAM | LEAGUE | GP | REGULAR SEASON | | | | | PIM | GP | PLAYOFFS | | | | |
|---------|---------------|--------|----|----------------|----|-----|-----|----|-----|----|----------|---|-----|-----|-----|
| | | | | G | A | PTS | +/- | | | | G | A | PTS | +/- | PIM |
| 2014-15 | Boston | Midjet | 14 | 6 | 5 | 11 | - | 20 | - | - | - | - | - | - | - |
| | Kimball Union | HS-MA | 34 | 5 | 15 | 20 | - | - | - | - | - | - | - | - | - |
| 2015-16 | Omaha | USHL | 44 | 4 | 6 | 10 | -18 | 43 | - | - | - | - | - | - | - |
| 2016-17 | Vermont | NCAA | 29 | 0 | 7 | 7 | 7 | 14 | - | - | - | - | - | - | - |



IAN MITCHELL

DEFENSE

SHOOTS: RIGHT

HEIGHT: 5'11"

WEIGHT: 173


BIRTHDATE: JAN. 18, 1999

BIRTHPLACE: ST. ALBERT, ALBERTA

ACQUIRED: 2017 NHL DRAFT (ROUND 2, 57TH OVERALL)

STATISTICS

| SEASON | TEAM | LEAGUE | GP | REGULAR SEASON | | | | | PIM | GP | PLAYOFFS | | | | |
|---------|--------------|---------|----|----------------|----|-----|-----|----|-----|----|----------|---|-----|-----|-----|
| | | | | G | A | PTS | +/- | | | | G | A | PTS | +/- | PIM |
| 2014-15 | Spruce Grove | AJHL | 2 | 0 | 0 | 0 | -0 | 0 | - | - | - | - | - | - | - |
| | St. Albert | AMHL | 27 | 1 | 10 | 11 | - | 6 | 1 | 0 | 0 | 0 | - | - | 0 |
| 2015-16 | Spruce Grove | AJHL | 54 | 6 | 21 | 27 | - | 8 | 14 | 1 | 4 | 5 | - | - | 6 |
| 2016-17 | Spruce Grove | AJHL | 53 | 8 | 29 | 37 | - | 34 | 10 | 1 | 3 | 4 | - | - | 0 |
| | Canada | WJC U18 | 5 | 0 | 2 | 2 | -3 | 0 | - | - | - | - | - | - | - |



IVAN NALIMOV

GOALTENDER

CATCHES: LEFT

HEIGHT: 6'4"

WEIGHT: 210

BIRTHDATE: MARCH 12, 1994

BIRTHPLACE: NOVOKUZNETSK, RUSSIA

ACQUIRED: 2014 NHL DRAFT (ROUND 6, 179TH OVERALL)

STATISTICS

| SEASON | TEAM | LEAGUE | GP | REGULAR SEASON | | | | | | GP | PLAYOFFS | | | | | |
|---------|--------------------|---------|----|----------------|----|------|-----------|----|---|-----|----------|-------|-----|-----|----|---|
| | | | | MINS | GA | GAA | W-L-T/SOP | SO | | | MINS | GA | GAA | W-L | SO | |
| 2011-12 | SKA-1946 | MHL | 20 | 966 | 36 | 2.24 | 7-6-3 | 1 | - | - | - | - | - | - | - | - |
| | Russia | WJC U18 | 1 | 60 | 1 | 1.00 | 1-0-0 | 0 | - | - | - | - | - | - | - | - |
| 2012-13 | SKA-1946 | MHL | 47 | 2,772 | 98 | 2.12 | 23-11-10 | 4 | 7 | 388 | 21 | 3.25 | 3-4 | 0 | - | - |
| 2013-14 | SKA Kareliya | VHL | 1 | 60 | 1 | 1.00 | 1-0-0 | 0 | - | - | - | - | - | - | - | - |
| | SKA St. Petersburg | MHL | 12 | 634 | 30 | 2.84 | 5-7-0 | 0 | 1 | 12 | 2 | 10.06 | 0-0 | 0 | - | - |
| | Russia | WJC | 2 | 90 | 4 | 2.65 | 0-1-0 | 0 | - | - | - | - | - | - | - | - |
| 2014-15 | Vladivostok | KHL | 30 | 1,478 | 68 | 2.76 | 10-10-5 | 3 | - | - | - | - | - | - | - | - |
| 2015-16 | Vladivostok | KHL | 39 | 2,189 | 95 | 2.60 | 20-13-3 | 4 | 3 | 175 | 10 | 3.44 | 0-3 | 0 | - | - |
| 2016-17 | Vladivostok | KHL | 13 | 564 | 27 | 2.87 | 4-4-1 | 0 | - | - | - | - | - | - | - | - |
| | Sibir | KHL | 5 | 275 | 15 | 3.27 | 1-3-1 | 1 | - | - | - | - | - | - | - | - |




FREDRIK OLOFSSON

LEFT WING

SHOOTS: LEFT
HEIGHT: 6'2"
WEIGHT: 197
BIRTHDATE: MAY 27, 1996
BIRTHPLACE: HELSINGBORG, SWEDEN
ACQUIRED: 2014 NHL DRAFT (ROUND 4, 98TH OVERALL)

STATISTICS

| SEASON | TEAM | LEAGUE | GP | REGULAR SEASON | | | | | PIM | PLAYOFFS | | | | | PIM |
|---------|----------------|--------|----|----------------|----|-----|-----|----|-----|----------|---|---|-----|-----|-----|
| | | | | G | A | PTS | +/- | | | GP | G | A | PTS | +/- | |
| 2012-13 | Green Bay | USHL | 8 | 0 | 0 | 0 | -3 | 0 | | - | - | - | - | - | - |
| 2013-14 | Green Bay | USHL | 28 | 2 | 4 | 6 | -6 | 21 | | - | - | - | - | - | - |
| | Chicago | USHL | 24 | 4 | 11 | 15 | -2 | 24 | | - | - | - | - | - | - |
| 2014-15 | Chicago | USHL | 57 | 27 | 33 | 60 | 9 | 14 | | - | - | - | - | - | - |
| 2015-16 | Nebraska-Omaha | NCAA | 34 | 8 | 9 | 17 | -7 | 14 | | - | - | - | - | - | - |
| 2016-17 | Nebraska-Omaha | NCAA | 34 | 11 | 13 | 24 | -2 | 21 | | - | - | - | - | - | - |



WOUTER PEETERS

GOALTENDER

CATCHES: LEFT
HEIGHT: 6'4"
WEIGHT: 205
BIRTHDATE: JULY 31, 1998
BIRTHPLACE: TURNHOUT, BELGIUM
ACQUIRED: 2016 NHL DRAFT (ROUND 3, 83RD OVERALL)

STATISTICS

| SEASON | TEAM | LEAGUE | GP | REGULAR SEASON | | | | | SO | PLAYOFFS | | | | | SO |
|---------|-----------------|-----------|----|----------------|----|------|-----------|--|----|----------|------|----|------|-----|----|
| | | | | MINS | GA | GAA | W-L-T/SOP | | | GP | MINS | GA | GAA | W-L | |
| 2013-14 | EC Salzburg U18 | RBHRC U18 | 1 | | | 6.46 | | | | - | - | - | - | - | - |
| 2014-15 | EC Salzburg U20 | EBYSL | 1 | | | 1.98 | | | | - | - | - | - | - | - |
| | EC Salzburg U18 | EBJL | 17 | | | 2.43 | | | | 7 | | | 2.41 | | |
| | EC Salzburg U18 | RBHRC U18 | 6 | | | 4.07 | | | | - | - | - | - | - | - |
| | EC Salzburg II | RBHS U20 | 24 | | | 3.27 | | | | 2 | | | 0.96 | | |
| 2015-16 | EC Salzburg U18 | RBHRC U18 | 5 | | | 3.80 | | | | - | - | - | - | - | - |
| | Jokerit U20 | FIN U20 | 23 | | | 3.21 | | | | - | - | - | - | - | - |



JACK RAMSEY

RIGHT WING

SHOOTS: RIGHT
HEIGHT: 6'3"
WEIGHT: 185
BIRTHDATE: NOV. 2, 1995
BIRTHPLACE: FARMINGTON, MICH.
ACQUIRED: 2014 NHL DRAFT (ROUND 7, 208TH OVERALL)

STATISTICS

| SEASON | TEAM | LEAGUE | GP | REGULAR SEASON | | | | | PIM | PLAYOFFS | | | | | PIM |
|---------|----------------|---------|----|----------------|----|-----|-----|----|-----|----------|---|---|-----|-----|-----|
| | | | | G | A | PTS | +/- | | | GP | G | A | PTS | +/- | |
| 2012-13 | Minnetonka HS | HIGH-MN | 22 | 8 | 18 | 26 | - | 2 | | 2 | 1 | 0 | 1 | - | 4 |
| | Team Northwest | USHS | 19 | 12 | 6 | 18 | - | 6 | | - | - | - | - | - | - |
| 2013-14 | Penticton | BCHL | 57 | 9 | 16 | 25 | - | 27 | | 11 | 1 | 7 | 8 | - | 0 |
| | Penticton | BCHL | 54 | 17 | 21 | 38 | - | 24 | | 22 | 3 | 6 | 9 | - | 4 |
| 2015-16 | Minnesota | NCAA | 31 | 0 | 5 | 5 | 0 | 2 | | - | - | - | - | - | - |
| 2016-17 | Minnesota | NCAA | 36 | 1 | 4 | 5 | 0 | 4 | | - | - | - | - | - | - |

LEADERSHIP

PLAYERS

2016-17

OPPONENTS

TRADITION

RECORDS

PLAYOFFS

HISTORY

MINORS

NHL

MEDIA



JAKE RYCZEK

DEFENSE

SHOOTS: RIGHT
 HEIGHT: 5'10"
 WEIGHT: 181
 BIRTHDATE: MARCH 19, 1998
 BIRTHPLACE: SPRINGFIELD, MASS.
 ACQUIRED: 2016 NHL DRAFT (ROUND 7, 203RD OVERALL)

STATISTICS

| SEASON | TEAM | LEAGUE | REGULAR SEASON | | | | | PIM | PLAYOFFS | | | | | PIM |
|---------|-----------------|-----------|----------------|---|----|-----|-----|-----|----------|---|---|-----|-----|-----|
| | | | GP | G | A | PTS | +/- | | GP | G | A | PTS | +/- | |
| 2013-14 | Selects Academy | USPHL U16 | 26 | 7 | 10 | 17 | - | 6 | 3 | 1 | 0 | 1 | - | 4 |
| 2014-15 | Sioux City | USHL | 55 | 6 | 12 | 18 | -9 | 26 | 5 | 0 | 0 | 0 | -3 | 0 |
| 2015-16 | Sioux City | USHL | 29 | 3 | 11 | 14 | -6 | 8 | - | - | - | - | - | - |
| | Waterloo | USHL | 18 | 4 | 16 | 20 | -1 | 4 | 9 | 0 | 4 | 4 | -2 | 2 |
| 2016-17 | Waterloo | USHL | 50 | 8 | 21 | 29 | 29 | 82 | - | - | - | - | - | - |




RYAN SHEA

DEFENSE

SHOOTS: LEFT
 HEIGHT: 6'1"
 WEIGHT: 177
 BIRTHDATE: FEB. 11, 1997
 BIRTHPLACE: MILTON, MASS.
 ACQUIRED: 2015 NHL DRAFT (ROUND 4, 121ST OVERALL)

STATISTICS

| SEASON | TEAM | LEAGUE | REGULAR SEASON | | | | | PIM | PLAYOFFS | | | | | PIM |
|---------|----------------|--------|----------------|---|----|-----|-----|-----|----------|---|---|-----|-----|-----|
| | | | GP | G | A | PTS | +/- | | GP | G | A | PTS | +/- | |
| 2013-14 | Boston College | USHS | 19 | 5 | 16 | 21 | - | - | - | - | - | - | - | - |
| | Cape Cod | Midget | 12 | 1 | 7 | 8 | - | 4 | - | - | - | - | - | - |
| 2014-15 | Youngstown | USHL | 2 | 0 | 0 | 0 | -2 | 0 | - | - | - | - | - | - |
| | Boston College | USHS | 22 | 6 | 29 | 35 | - | - | - | - | - | - | - | - |
| | Cape Cod | Midget | 14 | 3 | 6 | 9 | - | 0 | - | - | - | - | - | - |
| 2015-16 | Youngstown | USHL | 28 | 2 | 5 | 7 | - | 32 | - | - | - | - | - | - |
| 2016-17 | Northeastern | USHL | 38 | 1 | 13 | 14 | 13 | 8 | - | - | - | - | - | - |



DYLAN SIKURA

CENTER

SHOOTS: LEFT
 HEIGHT: 5'11"
 WEIGHT: 158
 BIRTHDATE: JUNE 1, 1995
 BIRTHPLACE: AURORA, ONTARIO
 ACQUIRED: 2014 NHL DRAFT (ROUND 6, 178TH OVERALL)

STATISTICS

| SEASON | TEAM | LEAGUE | REGULAR SEASON | | | | | PIM | PLAYOFFS | | | | | PIM |
|---------|--------------|--------|----------------|----|----|-----|-----|-----|----------|----|----|-----|-----|-----|
| | | | GP | G | A | PTS | +/- | | GP | G | A | PTS | +/- | |
| 2011-12 | Aurora | OJHL | 44 | 6 | 12 | 18 | - | 2 | 9 | 2 | 0 | 2 | - | 0 |
| 2012-13 | Aurora | OJHL | 46 | 8 | 20 | 28 | - | 28 | 6 | 0 | 1 | 1 | - | 0 |
| 2013-14 | Aurora | OJHL | 41 | 17 | 47 | 64 | - | 16 | 21 | 10 | 11 | 21 | - | 28 |
| 2014-15 | Northeastern | NCAA | 25 | 5 | 2 | 7 | -2 | 0 | - | - | - | - | - | - |
| 2015-16 | Northeastern | NCAA | 39 | 10 | 18 | 28 | -4 | 2 | - | - | - | - | - | - |
| 2016-17 | Northeastern | NCAA | 38 | 21 | 36 | 57 | 10 | 12 | - | - | - | - | - | - |



ANDREAS SODERBERG

DEFENSE

SHOOTS: LEFT

HEIGHT: 6'4"

WEIGHT: 205

BIRTHDATE: JUNE 16, 1996

BIRTHPLACE: SKELLEFTEA, SWEDEN

ACQUIRED: 2014 NHL DRAFT (ROUND 5, 148TH OVERALL)

STATISTICS

| SEASON | TEAM | LEAGUE | REGULAR SEASON | | | | | | PLAYOFFS | | | | | |
|---------|----------------|-----------|----------------|---|----|-----|-----|-----|----------|---|---|-----|-----|-----|
| | | | GP | G | A | PTS | +/- | PIM | GP | G | A | PTS | +/- | PIM |
| 2011-12 | Skelleftea U16 | U16 SM | 3 | 1 | 2 | 3 | 0 | 8 | - | - | - | - | - | - |
| | Skelleftea J18 | J18 Elit | 4 | 0 | 2 | 2 | 6 | 0 | - | - | - | - | - | - |
| | Skelleftea J18 | J18 SWE-2 | 6 | 0 | 0 | 0 | -1 | 0 | - | - | - | - | - | - |
| 2012-13 | Skelleftea J18 | J18 Elit | 21 | 4 | 11 | 15 | 8 | 8 | - | - | - | - | - | - |
| | Skelleftea J18 | J18 SWE-2 | 18 | 3 | 7 | 10 | 4 | 16 | 9 | 0 | 3 | 3 | 6 | 2 |
| 2013-14 | Skelleftea J18 | J18 Elit | 8 | 1 | 1 | 2 | 7 | 14 | - | - | - | - | - | - |
| | Skelleftea J18 | J18 SWE-2 | 4 | 0 | 1 | 1 | 2 | 6 | 3 | 1 | 0 | 1 | 1 | 0 |
| | Skelleftea J20 | SuperElit | 36 | 1 | 5 | 6 | 3 | 14 | 2 | 1 | 0 | 1 | -2 | 0 |
| 2014-15 | Skelleftea J20 | SuperElit | 44 | 1 | 6 | 7 | 9 | 34 | 5 | 0 | 0 | 0 | -1 | 6 |
| 2015-16 | HC Vita Hasten | SWE-2 | 45 | 0 | 1 | 1 | -4 | 8 | - | - | - | - | - | - |
| | Skelleftea J20 | SuperElit | 9 | 0 | 1 | 1 | 0 | 6 | 6 | 0 | 2 | 2 | 5 | 4 |
| 2016-17 | IK Pantern | SWE-2 | 52 | 3 | 6 | 9 | 10 | 20 | 5 | 0 | 1 | 1 | 2 | 2 |



TIM SODERLUND

CENTER

SHOOTS: LEFT

HEIGHT: 5'9"

WEIGHT: 163

BIRTHDATE: JAN. 23, 1998

BIRTHPLACE: SKELLEFTEA, SWEDEN

ACQUIRED: 2017 NHL DRAFT (ROUND 4, 112TH OVERALL)

STATISTICS

| SEASON | TEAM | LEAGUE | REGULAR SEASON | | | | | | PLAYOFFS | | | | | |
|---------|----------------|-----------|----------------|----|----|-----|-----|-----|----------|---|---|-----|-----|-----|
| | | | GP | G | A | PTS | +/- | PIM | GP | G | A | PTS | +/- | PIM |
| 2012-13 | Clemensnas J18 | J18 Elit | 19 | 3 | 8 | 11 | -1 | 8 | 1 | 0 | 0 | 0 | -2 | 2 |
| 2013-14 | Lulea J20 | SuperElit | 2 | 0 | 0 | 0 | -1 | 0 | - | - | - | - | - | - |
| | Lulea J18 | J18 Elit | 28 | 9 | 19 | 28 | 18 | 71 | 3 | 1 | 2 | 3 | 3 | 0 |
| | Lulea U16 | U16 SM | 6 | 5 | 3 | 8 | - | 37 | - | - | - | - | - | - |
| 2014-15 | Lulea J20 | SuperElit | 30 | 8 | 15 | 23 | -3 | 24 | 3 | 0 | 0 | 0 | -2 | 0 |
| | Lulea J18 | J18 Elit | 5 | 2 | 1 | 3 | -2 | 0 | - | - | - | - | - | - |
| 2015-16 | Skelleftea | SWE | 8 | 0 | 0 | 0 | -2 | 2 | - | - | - | - | - | - |
| | Skelleftea J20 | SuperElit | 42 | 21 | 18 | 39 | 16 | 26 | 6 | 1 | 2 | 3 | 2 | 0 |
| | Skelleftea J18 | J18 Elit | 1 | 0 | 1 | 1 | 0 | 0 | 1 | 0 | 0 | 0 | -1 | 2 |
| | Sweden | WJC U18 | 7 | 1 | 2 | 3 | 1 | 2 | - | - | - | - | - | - |
| 2016-17 | Skelleftea | SWE | 39 | 3 | 4 | 7 | -2 | 8 | 1 | 0 | 0 | 0 | -1 | 0 |
| | Skelleftea J20 | SuperElit | 6 | 2 | 3 | 5 | -1 | 4 | 2 | 0 | 1 | 1 | 1 | 14 |

LEADERSHIP

PLAYERS

2016-17

OPPONENTS

TRADITION

RECORDS


PLAYOFFS

HISTORY

MINORS

NHL

MEDIA



BEAU STARRETT

CENTER

SHOOTS: LEFT

HEIGHT: 6'5"

WEIGHT: 212

BIRTHDATE: NOV. 1, 1995

BIRTHPLACE: FRAMINGHAM, MASS.

ACQUIRED: 2014 NHL DRAFT (ROUND 3, 88TH OVERALL)

STATISTICS

| SEASON | TEAM | LEAGUE | REGULAR SEASON | | | | | | PLAYOFFS | | | | | |
|---------|-------------|--------|----------------|----|----|-----|-----|-----|----------|---|---|-----|-----|-----|
| | | | GP | G | A | PTS | +/- | PIM | GP | G | A | PTS | +/- | PIM |
| 2013-14 | South Shore | USPHL | 48 | 11 | 36 | 47 | - | 94 | 5 | 1 | 0 | 1 | - | 2 |
| 2014-15 | South Shore | USPHL | 7 | 2 | 3 | 5 | - | 6 | - | - | - | - | - | - |
| 2015-16 | Cornell | NCAA | 15 | 1 | 0 | 1 | -1 | 2 | - | - | - | - | - | - |
| 2016-17 | Cornell | NCAA | 35 | 4 | 10 | 14 | -2 | 26 | - | - | - | - | - | - |



JONI TUULOLA

DEFENSE

SHOOTS: LEFT

HEIGHT: 6'3"

WEIGHT: 180

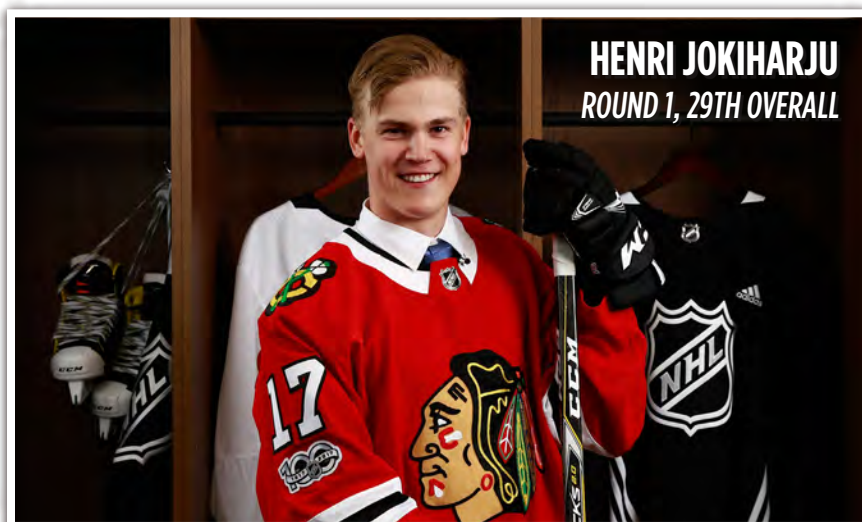
BIRTHDATE: JAN. 1, 1996

BIRTHPLACE: HÄMEENLINNA, FINLAND

ACQUIRED: 2015 NHL DRAFT (ROUND 6, 181ST OVERALL)

STATISTICS

| SEASON | TEAM | LEAGUE | REGULAR SEASON | | | | | | PLAYOFFS | | | | | |
|---------|---------|-----------|----------------|----|----|-----|-----|-----|----------|---|---|-----|-----|-----|
| | | | GP | G | A | PTS | +/- | PIM | GP | G | A | PTS | +/- | PIM |
| 2012-13 | HPK U20 | FIN Jr. | 6 | 1 | 0 | 1 | -3 | 4 | - | - | - | - | - | - |
| | HPK U18 | FIN Jr.-2 | 41 | 10 | 21 | 31 | - | 26 | 7 | 0 | 1 | 1 | 0 | 25 |
| 2013-14 | HPK | FIN | 2 | 1 | 0 | 1 | 2 | 0 | 2 | 0 | 0 | 0 | -1 | 0 |
| | HPK U20 | FIN Jr. | 47 | 8 | 16 | 24 | 15 | 34 | 3 | 0 | 0 | 0 | -2 | 0 |
| | HPK U18 | FIN Jr.-2 | 10 | 3 | 9 | 12 | - | 2 | 1 | 0 | 0 | 0 | - | 2 |
| | Finland | WJC U18 | 5 | 0 | 0 | 0 | 0 | 4 | - | - | - | - | - | - |
| 2014-15 | HPK | FIN | 32 | 5 | 5 | 10 | -5 | 8 | - | - | - | - | - | - |
| | HPK U20 | FIN Jr. | 6 | 0 | 4 | 4 | 4 | 2 | - | - | - | - | - | - |
| 2015-16 | HPK | FIN | 53 | 2 | 12 | 14 | -6 | 18 | - | - | - | - | - | - |
| | HPK U20 | FIN Jr. | 4 | 0 | 4 | 4 | 4 | 2 | - | - | - | - | - | - |
| | Finland | WJC | 7 | 0 | 1 | 1 | 5 | 4 | - | - | - | - | - | - |
| 2016-17 | HPK | FIN | 54 | 2 | 6 | 8 | 17 | 12 | 7 | 0 | 1 | 1 | -1 | 12 |



HENRI JOKIHARJU
ROUND 1, 29TH OVERALL

HENRI JOKIHARJU

Drafted by the Blackhawks in the first round (29th overall) ... Born on June 17, 1999, in Oulu, Finland ... 6 foot, 180 pounds, shoots right ... Tallied 48 points (9G, 39A) in 71 regular-season games with the Portland Winterhawks of the Western Hockey League in his North American debut ... Added three helpers in 11 playoff tilts ... Was a member of Team Finland at the 2016 IIHF U18 World Championship, where he won a gold medal and notched three assists in seven tilts.

IAN MITCHELL

Drafted by the Blackhawks in the second round (57th overall) ... Born on Jan. 18, 1999, in St. Albert, Alberta ... 5 foot 11 inches, 173 pounds, shoots right ... Collected 37 points (8G, 29A) in 53 regular-season games with the Spruce Grove Saints of the AJHL ... Tallied a goal and three helpers in 10 postseason contests ... Was a member of Team Canada at the 2017 IIHF U18 World Championship, posting two assists in five outings ... Committed to the University of Denver in 2017-18.

ANDREI ALTIBARMKYAN

Drafted by the Blackhawks in the third round (70th overall) ... Born on Aug. 4, 1998, in St. Petersburg, Russia ... 5 foot 11 inches, 183 pounds, shoots left ... Split the 2016-17 season between SKA-Neva St. Petersburg in the VHL and Serebryanye Lvy St. Petersburg in the MHL ... Recorded nine points (5G, 4A) in 27 regular-season games with SKA-Neva ... Also appeared in 11 playoff tilts ... Collected 45 points (20G, 25A) in 31 regular-season games with Serebryanye Lvy while serving as an alternate captain.

EVAN BARRATT

Drafted by the Blackhawks in the third round (90th overall) ... Born on Feb. 18, 1999, in Bristol, Pa. ... 6 foot, 188 pounds, shoots left ... Compiled 56 points (18G, 38A) in 63 regular-season games with the U.S. National Team Development Program ... Won gold with Team USA at the 2017 IIHF U18 World Championship ... Logged a goal and five assists in seven games during the tournament ... Committed to Penn State University in 2017-18.

LEADERSHIP

PLAYERS

2016-17

OPPONENTS

TRADITION

RECORDS

PLAYOFFS

HISTORY

MINORS

NHL

MEDIA

EVAN BARRATT ROUND 3, 90TH OVERALL



TIM SODERLUND

Drafted by the Blackhawks in the fourth round (112th overall) ... Born on Jan. 23, 1998, in Skelleftea, Sweden ... 5 foot 9 inches, 163 pounds, shoots left ... Represented Skelleftea AIK at two levels during the 2016-17 season ... Posted seven points (3G, 4A) in 39 regular-season games with Skelleftea in the SHL ... Appeared in one playoff tilt ... Also played for Skelleftea's J20 team, compiling five points (2G, 3A) in six regular-season games ... Added one helper in two postseason contests ... Skated with Team Sweden at the 2017 IIHF U20 World Championship, tallying three points (2G, 1A) in seven games.

ROOPE LAHAVAINEN

Drafted by the Blackhawks in the fourth round (119th overall) ... Born on Aug. 23, 1998, in Helsinki, Finland ... 6 foot 2 inches, 200 pounds, shoots right ... Recorded 21 points (5G, 16A) in 48 regular-season games with Jokerit U20 of Finland's junior league.

PARKER FOO

Drafted by the Blackhawks in the fifth round (144th overall) ... Born on Sept. 12, 1998, in Edmonton, Alberta ... 6 foot 1 inch, 171 pounds, shoots left ... Posted 66 points (34G, 32A) in 60 regular-season games at the U20 level and five points (1G, 4A) in three regular-season games at the U18 level ... Notched one helper in one playoff outing while on loan with HC Dukla Jihlava of the Czech second division ... Represented the Czech Republic at the 2017 IIHF U18 World Championship, posting one assist in two games.

JAKUB GALVAS

Drafted by the Blackhawks in the fifth round (150th overall) ... Born on June 15, 1999, in Ostrava, Czech Republic ... 5 foot 11 inches, 161 pounds, shoots left ... Played for HC Olomouc across three levels during the 2016-17 campaign ... Made his Czech Extraliga debut with six points (1G, 5A) in 36 regular-season games ... Also tallied five points (1G, 4A) in five regular-season games at the U20 level and five points (1G, 4A) in three regular-season games at the U18 level ... Notched one helper in one playoff outing while on loan with HC Dukla Jihlava of the Czech second division ... Represented the Czech Republic at the 2017 IIHF U18 World Championship, posting one assist in two games.

JOSHUA ESS

Drafted by the Blackhawks in the seventh round (215th overall) ... Born on April 3, 1999, in Burnsville, Minn. ... 5 foot 11 inches, 180 pounds, shoots left ... Served as captain of Lakeville South High, contributing 28 points (8G, 20A) in 23 regular-season games and five points (3G, 2A) in three playoff tilts ... Also played for Team Southeast, tallying 13 points (2G, 11A) in 18 regular-season games and one assist in three postseason matchups ... Made his USHL debut with the Cedar Rapids Roughriders, collecting one assist in two appearances ... Committed to the University of Wisconsin in 2017-18.

LEADERSHIP

PLAYERS

2016-17

OPPONENTS

TRADITION

RECORDS

PLAYOFFS

HISTORY

MINORS

NHL

MEDIA



ALEX DEBRINCAT
2016



GRAHAM KNOTT
2015



NICK SCHMALTZ
2014

2017 CHICAGO

| NAME | RD | PK | POS |
|----------------------|----|-----|------|
| Henri Jokiharju | 1 | 29 | D |
| Ian Mitchell | 2 | 57 | D |
| Andrei Altybarmakyan | 3 | 70 | RW |
| Evan Barratt | 3 | 90 | C |
| Tim Soderlund | 4 | 112 | C/LW |
| Roope Laavainen | 4 | 119 | D |
| Parker Foo | 5 | 144 | LW |
| Jakub Galvas | 5 | 150 | D |
| Joshua Ess | 7 | 215 | D |

| AMATEUR TEAM |
|--------------------|
| Portland |
| Spruce Grove |
| Lvy St. Petersburg |
| USNTDP |
| Skellettea |
| Jokerit U20 |
| Brooks |
| Olomouc |
| Lakeville South |

2014 PHILADELPHIA

| NAME | RD | PK | POS |
|--------------------|----|-----|------|
| Nick Schmaltz | 1 | 20 | C |
| Matheson Iacopelli | 3 | 83 | RW |
| Beau Starrett | 3 | 88 | C/LW |
| Fredrik Olofsson | 4 | 98 | LW |
| Luc Snuggerd | 5 | 141 | D |
| Andreas Soderberg | 5 | 148 | D |
| Dylan Sikura | 6 | 178 | C |
| Ivan Nalimov | 6 | 179 | G |
| Jack Ramsey | 7 | 208 | RW |

| AMATEUR TEAM |
|----------------------|
| Green Bay |
| Muskegon |
| South Shore |
| Chicago/Green Bay |
| Eden Prairie HS |
| Skellettea-Jr. |
| Aurora |
| SKA St. Petersburg-2 |
| Penticton |

2016 BUFFALO

| NAME | RD | PK | POS |
|----------------|----|-----|-------|
| Alex DeBrincat | 2 | 39 | RW |
| Chad Kryz | 2 | 45 | D |
| Artur Kayumov | 2 | 50 | LW/RW |
| Wouter Peeters | 3 | 83 | G |
| Lucas Carlsson | 4 | 110 | D |
| Nathan Noel | 4 | 113 | C |
| Mathias From | 5 | 143 | LW/RW |
| Blake Hillman | 6 | 173 | D |
| Jake Ryzcek | 7 | 203 | D |

| AMATEUR TEAM |
|---------------|
| Erie |
| USNTDP |
| Russia U18 |
| EC Salzburg 2 |
| Brynäs IF |
| Saint John |
| Rogle Jr. |
| U. of Denver |
| Waterloo |

2013 NEWARK, N.J.

| NAME | RD | PK | POS |
|----------------|----|-----|-----|
| Ryan Hartman | 1 | 30 | RW |
| Carl Dahlstrom | 2 | 51 | D |
| John Hayden | 3 | 74 | C |
| Robin Norell | 4 | 111 | D |
| Tyler Motte | 4 | 121 | C |
| Luke Johnson | 5 | 134 | C |
| Anthony Louis | 6 | 181 | C |
| Robin Press | 7 | 211 | D |

| AMATEUR TEAM |
|-------------------|
| Plymouth |
| Linköping-Jr. |
| U.S. National U18 |
| Djurgarden-Jr. |
| U.S. National U18 |
| Lincoln |
| U.S. National U18 |
| Sodertälje |

2015 SUNRISE, FLA.

| NAME | RD | PK | POS |
|----------------|----|-----|-----|
| Graham Knott | 2 | 54 | LW |
| Dennis Gilbert | 3 | 91 | D |
| Ryan Shea | 4 | 121 | D |
| Radovan Bondra | 5 | 151 | RW |
| Roy Radke | 6 | 164 | RW |
| Joni Tuulola | 6 | 181 | D |
| John Dahlstrom | 7 | 211 | RW |

| AMATEUR TEAM |
|-------------------|
| Niagara |
| Chicago |
| Boston College HS |
| Kosice |
| Barrie |
| HPK |
| Frolunda-Jr. |

2012 PITTSBURGH

| NAME | RD | PK | POS |
|--------------------|----|-----|-----|
| Teuvo Teravainen | 1 | 18 | LW |
| Dillon Fournier | 2 | 48 | D |
| Chris Calnan | 3 | 79 | RW |
| Garret Ross | 5 | 139 | LW |
| Travis Brown | 5 | 149 | D |
| Vincent Hinostroza | 6 | 169 | C |
| Brandon Whitney | 7 | 191 | G |
| Matt Tomkins | 7 | 199 | G |

| AMATEUR TEAM |
|---------------|
| Jokerit |
| Rouyn-Noranda |
| Nobles HS |
| Saginaw |
| Moose Jaw |
| Waterloo |
| Victoriaville |
| Sherwood Park |

LEADERSHIP

PLAYERS

2016-17

OPPONENTS

TRADITION

RECORDS

PLAYOFFS

HISTORY

MINORS

NHL

MEDIA

ALL-TIME DRAFT SELECTIONS

LEADERSHIP

PLAYERS

2016-17

OPPONENTS

TRADITION

RECORDS

PLAYOFFS

HISTORY

MINORS

NHL

MEDIA

2011 MINNEAPOLIS

| NAME | RD | PK | POS | AMATEUR TEAM |
|----------------------|----|-----|-----|-------------------|
| Mark McNeill | 1 | 18 | C | Prince Albert |
| Phillip Danault | 1 | 26 | C | Victoriaville |
| Adam Clendening | 2 | 36 | D | Boston University |
| Brandon Saad | 2 | 43 | LW | Saginaw |
| Michael Paliotta | 3 | 70 | D | U.S. National U18 |
| Klas Dahlbeck | 3 | 79 | D | Linköping |
| Maxim Shalunov | 4 | 109 | RW | Chelyabinsk 2 |
| Andrew Shaw | 5 | 139 | C | Owen Sound |
| Sam Jardine | 6 | 169 | D | Camrose |
| Alexander Broadhurst | 7 | 199 | C | Green Bay |
| Johan Mattsson | 7 | 211 | G | Södertälje-Jr. |

2010 LOS ANGELES

| NAME | RD | PK | POS | AMATEUR TEAM |
|------------------|----|-----|-----|-------------------|
| Kevin Hayes | 1 | 24 | RW | Nobles HS |
| Ludvig Rensfeldt | 2 | 35 | LW | Brynäs-Jr. |
| Justin Holl | 2 | 54 | D | Minnetonka |
| Kent Simpson | 2 | 58 | G | Everett |
| Stephen Johns | 2 | 60 | D | U.S. National U18 |
| Joakim Nordstrom | 3 | 90 | C | AIK-Jr. |
| Rob Flick | 4 | 120 | C | Mississauga |
| Mirko Hoefflin | 6 | 151 | C | Mannheim-Jr. |
| Nick Mattson | 6 | 180 | D | Indiana |
| Mac Carruth | 7 | 191 | G | Portland |

2009 MONTREAL

| NAME | RD | PK | POS | AMATEUR TEAM |
|----------------|----|-----|-----|-----------------|
| Dylan Olsen | 1 | 28 | D | Camrose |
| Brandon Pirri | 2 | 59 | C | Georgetown |
| Daniel DeLisle | 3 | 89 | C | Totino Grace HS |
| Byron Froese | 4 | 119 | C | Everett |
| Marcus Kruger | 5 | 149 | C | Djurgården-Jr. |
| David Pacan | 6 | 177 | C | Cumberland |
| Paul Phillips | 7 | 195 | D | Cedar Rapids |
| David Gilbert | 7 | 209 | C | Quebec |

2008 OTTAWA

| NAME | RD | PK | POS | AMATEUR TEAM |
|-------------------|----|-----|-----|----------------|
| Kyle Beach | 1 | 11 | LW | Everett |
| Shawn Lalonde | 3 | 68 | D | Belleville |
| Teigan Zahn | 5 | 132 | D | Saskatoon |
| Jonathan Carlsson | 6 | 162 | D | Brynäs IF |
| Ben Smith | 6 | 169 | RW | Boston College |
| Braden Birch | 6 | 179 | D | Oakville |
| Joe Gleason | 7 | 192 | D | Edina |

2007 COLUMBUS

| NAME | RD | PK | POS | AMATEUR TEAM |
|-----------------|----|-----|-----|-------------------|
| Patrick Kane | 1 | 1 | RW | London |
| Bill Sweatt | 2 | 38 | LW | Colorado College |
| Akim Aliu | 2 | 56 | RW | Sudbury |
| Maxime Tanguay | 3 | 69 | C | Rimouski |
| Josh Unice | 3 | 86 | G | U.S. National U18 |
| Joseph Lavin | 5 | 126 | D | U.S. National U18 |
| Richard Greenop | 6 | 156 | C | Windsor |

JONATHAN TOEWS
2006



2006 VANCOUVER

| NAME | RD | PK | POS | AMATEUR TEAM |
|------------------------|----|-----|-----|-----------------------|
| Jonathan Toews | 1 | 3 | C | Univ. of North Dakota |
| Igor Makarov | 2 | 33 | RW | Krylja |
| Simon Danis-Pepin | 2 | 61 | D | Univ. of Maine |
| Tony Lagerstrom | 3 | 76 | C | Södertälje-Jr. |
| Ben Shutron | 4 | 95 | D | Kingston |
| Joseph Palmer | 4 | 96 | G | US National U18 |
| Jan-Mikael Juutilainen | 6 | 156 | C | Jokerit-Jr. |
| Chris Auger | 6 | 169 | C | Wellington |
| Peter LeBlanc | 7 | 186 | C | Hamilton |

2005 OTTAWA

| NAME | RD | PK | POS | AMATEUR TEAM |
|--------------------|----|-----|-----|-----------------|
| Jack Skille | 1 | 7 | RW | US National U18 |
| Michael Blunden | 2 | 43 | RW | Erie |
| Dan Bertram | 2 | 54 | RW | Boston College |
| Evan Brophy | 3 | 68 | C | Belleville |
| Niklas Hjalmarsson | 4 | 108 | D | HV 71-Jr. |
| Nathan Davis | 4 | 113 | C | Miami Univ. |
| Denis Istomin | 4 | 117 | RW | Chelyabinsk |
| Brennan Turner | 5 | 134 | D | Norte Dame-Jr. |
| Joseph Fallon | 6 | 167 | G | U. of Vermont |
| Joe Charlebois | 6 | 188 | D | Sioux City |
| David Kuchejda | 7 | 202 | RW | Budejovice-Jr. |
| Adam Hobson | 7 | 203 | C | Spokane |

ALL-TIME DRAFT SELECTIONS

2004 RALEIGH, N.C.

| NAME | RD | PK | POS | AMATEUR TEAM |
|-----------------|----|-----|-----|--------------------|
| Cam Barker | 1 | 3 | D | Medicine Hat |
| Dave Bolland | 2 | 32 | C | London |
| Bryan Bickell | 2 | 41 | LW | Ottawa |
| Ryan Garlock | 2 | 45 | C | Windsor |
| Jakub Sindel | 2 | 54 | C | Sparta |
| Adam Berti | 3 | 68 | LW | Oshawa |
| Mitch Maunu | 4 | 120 | D | Windsor |
| Karel Hromas | 4 | 123 | LW | Sparta-Jr. |
| Trevor Kell | 5 | 131 | RW | London |
| Jacob Dowell | 5 | 140 | C | Univ. of Wisconsin |
| Scott McCulloch | 6 | 165 | LW | Grande Prairie |
| Petri Kontiola | 7 | 196 | C | Tappara |
| Troy Brouwer | 7 | 214 | RW | Moose Jaw |
| Jared Walker | 7 | 223 | C | Red Deer |
| Eric Hunter | 8 | 229 | C | Prince George |
| Matthew Ford | 8 | 256 | RW | Sioux Falls |
| Marko Anttila | 9 | 260 | RW | Lempäla |

2003 NASHVILLE

| NAME | RD | PK | POS | AMATEUR TEAM |
|------------------|----|-----|-----|---------------|
| Brent Seabrook | 1 | 14 | D | Lethbridge |
| Corey Crawford | 2 | 52 | G | Moncton |
| Michal Barinka | 2 | 59 | D | Budějovice |
| Lasse Kukkonen | 5 | 151 | D | Karpat |
| Alexei Ivanov | 5 | 156 | C | Yaroslavl-Jr. |
| Johan Andersson | 6 | 181 | C | Troja |
| Mike Brodeur | 7 | 211 | G | Camrose |
| Dustin Byfuglien | 8 | 245 | D | Prince George |
| Michael Grenzy | 9 | 275 | D | Chicago |
| Chris Porter | 9 | 282 | C | Lincoln |

2002 TORONTO

| NAME | RD | PK | POS | AMATEUR TEAM |
|----------------------|----|-----|-----|----------------------|
| Anton Babchuk | 1 | 21 | D | Elektrostal |
| Duncan Keith | 2 | 54 | D | Michigan State Univ. |
| Alexander Kojevnikov | 3 | 93 | LW | Krylja-Jr. |
| Matt Ellison | 4 | 128 | RW | Cowichan |
| James Wisniewski | 5 | 156 | D | Plymouth |
| Kevin Kantele | 6 | 188 | D | Jokerit-Jr. |
| Tyson Kellerman | 7 | 219 | G | North Bay |
| Jason Kostadine | 8 | 251 | RW | Hull |
| Adam Burish | 9 | 282 | RW | Green Bay |

2001 MIAMI

| NAME | RD | PK | POS | AMATEUR TEAM |
|--------------------|----|-----|-----|------------------|
| Tuomo Ruutu | 1 | 9 | C | Jokerit |
| Adam Munro | 1 | 29 | G | Erie |
| Matt Keith | 2 | 59 | RW | Spokane |
| Craig Anderson | 3 | 73 | G | Guelph |
| Brent MacLellan | 4 | 104 | D | Rimouski |
| Vladimir Gusev | 4 | 115 | D | Khabarovsk |
| Aleksey Zotkin | 4 | 119 | LW | Magnitogorsk |
| Tommi Jaminki | 5 | 142 | LW | Blues-Jr. |
| Alexander Golovin | 6 | 174 | LW | Omsk-Jr. |
| Petr Puncchar | 6 | 186 | D | Karlovy Vary |
| Teemu Jaaskelainen | 7 | 205 | D | Ilves-Jr. |
| Oleg Minakov | 7 | 216 | RW | Elektrostal |
| Jeff Miles | 9 | 268 | C | Univ. of Vermont |

2000 CALGARY

| NAME | RD | PK | POS | AMATEUR TEAM |
|--------------------|----|-----|-----|----------------|
| Mikhail Yakubov | 1 | 10 | C | Togliatti 2 |
| Pavel Vorobiev | 1 | 11 | RW | Yaroslavl 2 |
| Jonas Nordqvist | 2 | 49 | C | Leksand IF-Jr. |
| Igor Radulov | 3 | 74 | LW | Yaroslavl |
| Scott Balan | 4 | 106 | D | Regina |
| Olli Malmivaara | 4 | 117 | D | Jokerit-Jr. |
| Alexander Barkunov | 5 | 151 | D | Yaroslavl 2 |
| Michael Ayers | 6 | 177 | G | Dubuque |
| Joey Martin | 6 | 193 | D | Omaha |
| Cliff Loya | 7 | 207 | D | Univ. of Maine |
| Vladislav Luchkin | 7 | 225 | C | Cherepovets 2 |
| Adam Berkhoele | 8 | 240 | G | Twin Cities |
| Peter Flache | 9 | 262 | C | Guelph |
| Reto Von Arx | 9 | 271 | LW | Davos |
| Arne Ramholt | 9 | 291 | D | Kloten |

1999 BOSTON

| NAME | RD | PK | POS | AMATEUR TEAM |
|--------------------|----|-----|-----|-----------------|
| Steve McCarthy | 1 | 23 | D | Kootenay |
| Dimitri Levisnik | 2 | 46 | RW | Cherepovets |
| Stephan Mokhov | 2 | 63 | D | Cherepovets |
| Michael Jacobsen | 5 | 134 | D | Belleville |
| Michael Leighton | 6 | 165 | G | Windsor |
| Mattias Wennerberg | 7 | 194 | C | MoDo-Jr. |
| Yorick Treille | 7 | 195 | RW | Univ. of Lowell |
| Andrew Carver | 8 | 223 | D | Hull |

1998 BUFFALO

| NAME | RD | PK | POS | AMATEUR TEAM |
|--------------------|----|-----|-----|-----------------|
| Mark Bell | 1 | 8 | LW | Ottawa |
| Matthias Trattnig | 4 | 94 | LW | Univ. of Maine |
| Kent Huskins | 6 | 156 | D | Clarkson Univ. |
| Jari Viuhkola | 6 | 158 | C | Karpat |
| Jonathan Pelletier | 6 | 166 | G | Drummondville |
| Tyler Arason | 7 | 183 | C | Fargo-Moorehead |
| Sean Griffin | 8 | 210 | D | Kingston |
| Alexandre Couture | 9 | 238 | LW | Sherbrooke |
| Andrei Yershov | 9 | 240 | D | Khimik |

1997 PITTSBURGH

| NAME | RD | PK | POS | AMATEUR TEAM |
|------------------|----|-----|-----|------------------------|
| Daniel Cleary | 1 | 13 | RW | Belleville |
| Ty Jones | 1 | 16 | RW | Spokane |
| Jeremy Reich | 2 | 39 | C | Seattle |
| Mike Souza | 3 | 67 | LW | Univ. of New Hampshire |
| Ben Simon | 5 | 110 | LW | Notre Dame |
| Peter Gardiner | 5 | 120 | RW | R.P.I. |
| Kyle Calder | 5 | 130 | C | Regina |
| Heath Gordon | 6 | 147 | LW | Green Bay |
| Jerad Smith | 7 | 174 | D | Portland |
| Sergei Shikhonov | 8 | 204 | RW | Togliatti Lada |
| Chris Feil | 9 | 230 | D | Ohio State Univ. |

ALL-TIME DRAFT SELECTIONS

1996 ST. LOUIS

| NAME | RD | PK | POS | AMATEUR TEAM |
|----------------|----|-----|-----|---------------|
| Remi Royer | 2 | 31 | D | St. Hyacinthe |
| Jeff Paul | 2 | 42 | D | Niagara Falls |
| Geoff Peters | 2 | 46 | C | Niagara Falls |
| Andy Johnson | 5 | 130 | D | Peterborough |
| Mike Vellinga | 7 | 184 | D | Guelph |
| Chris Twerdun | 8 | 210 | D | Moose Jaw |
| Andrei Kozyrev | 9 | 236 | D | Cherepovets |

1995 EDMONTON

| NAME | RD | PK | POS | AMATEUR TEAM |
|--------------------|----|-----|-----|--------------------|
| Dmitri Nabokov | 1 | 19 | C | Krylja Sovetov |
| Christian Laflamme | 2 | 45 | D | Beaumont |
| Kevin McKay | 3 | 71 | D | Moose Jaw |
| Chris Van Dyk | 4 | 82 | D | Windsor |
| Pavel Kriz | 4 | 97 | D | Tri-City |
| Marc Magliarditi | 6 | 146 | G | Des Moines Jr. |
| Marty Wilford | 6 | 149 | D | Oshawa |
| Steve Tardif | 7 | 175 | C | Drummondville |
| Casey Hankinson | 8 | 201 | LW | Univ. of Minnesota |
| Mike Pittman | 9 | 227 | C | Guelph |

1994 HARTFORD, CONN.

| NAME | RD | PK | POS | AMATEUR TEAM |
|------------------|----|-----|-----|-----------------|
| Ethan Moreau | 1 | 14 | LW | Niagara Falls |
| Jean-Yves Leroux | 2 | 40 | LW | Beaumont |
| Steve McLaren | 4 | 85 | LW | North Bay |
| Marc Dupuis | 5 | 118 | D | Belleville |
| Jim Ensom | 6 | 144 | C | North Bay |
| Tyler Prosforsky | 7 | 170 | RW | Tacoma |
| Mike Josephson | 8 | 196 | LW | Kamloops |
| Lubomir Jandera | 9 | 222 | D | Litvinov CHC HC |
| Lars Weibel | 10 | 248 | G | Lugano |
| Rob Mara | 11 | 263 | RW | Belmont Hill HS |

1993 QUEBEC CITY, QUEBEC

| NAME | RD | PK | POS | AMATEUR TEAM |
|-----------------|----|-----|-----|----------------------|
| Eric Lecompte | 1 | 24 | LW | Hull |
| Eric Manlow | 2 | 50 | C | Kitchener |
| Bogdan Savenko | 3 | 54 | RW | Niagara Falls |
| Ryan Huska | 3 | 76 | LW | Kamloops |
| Eric Daze | 4 | 90 | LW | Beaumont |
| Patrick Pysz | 4 | 102 | C | Augsburg |
| Jonni Vauhkonen | 5 | 128 | LW | Reipas Lahti |
| Tom White | 7 | 180 | C | Westminster HS |
| Sergei Petrov | 8 | 206 | LW | Cloquet HS |
| Mike Rusk | 9 | 232 | D | Guelph |
| Mike McGhan | 10 | 258 | LW | Prince Albert |
| Tom Noble | 11 | 284 | G | Catholic Memorial HS |

1992 MONTREAL

| NAME | RD | PK | POS | AMATEUR TEAM |
|--------------------|----|-----|-----|-------------------|
| Sergei Krivokrasov | 1 | 12 | RW | CSKA Moscow |
| Jeff Shantz | 2 | 36 | C | Regina |
| Sergei Klimovich | 2 | 41 | C | Moscow Dynamo |
| Andy MacIntyre | 4 | 89 | LW | Saskatoon |
| Tim Hogan | 5 | 113 | D | Univ. of Michigan |
| Gerry Skrypec | 6 | 137 | D | Ottawa |
| Mike Prokopec | 7 | 161 | RW | Cornwall |
| Layne Roland | 8 | 185 | RW | Portland |
| David Hymovitz | 9 | 209 | LW | Thayer Academy |
| Richard Raymond | 10 | 233 | D | Cornwall |

1991 BUFFALO

| NAME | RD | PK | POS | AMATEUR TEAM |
|-------------------|----|-----|-----|--------------------|
| Dean McAmmond | 1 | 22 | C | Prince Albert |
| Michael Pomichter | 2 | 39 | C | Springfield |
| Jamie Matthews | 2 | 44 | C | Sudbury |
| Bobby House | 3 | 66 | RW | Brandon |
| Igor Kravchuk | 4 | 71 | D | CSKA Moscow |
| Zac Boyer | 4 | 88 | RW | Kamloops |
| Maco Balkovec | 5 | 110 | D | Merritt T-II Jr. |
| Kevin St. Jacques | 6 | 112 | LW | Lethbridge |
| Jacques Auger | 6 | 132 | D | Univ. of Wisconsin |
| Scott Kirtan | 7 | 154 | RW | Powell River T-II |
| Roch Belley | 8 | 176 | G | Niagara Falls |
| Scott MacDonald | 9 | 198 | D | Choate HS |
| Alex Andrievski | 10 | 220 | RW | Moscow Dynamo |
| Mike Larkin | 11 | 242 | D | Rice Memorial HS |
| Scott Dean | 12 | 264 | D | Lake Forest HS |

1990 VANCOUVER

| NAME | RD | PK | POS | AMATEUR TEAM |
|----------------|----|-----|-----|--------------------------|
| Karl Dykhuis | 1 | 16 | D | Hull |
| Ivan Droppa | 2 | 37 | D | Liptovsky Mikulas |
| Chris Tucker | 4 | 79 | C | Bloomington Jefferson HS |
| Brett Stickney | 6 | 121 | C | St. Paul's HS |
| Derek Edgerly | 6 | 124 | C | Stoneham |
| Hugo Belanger | 8 | 163 | LW | Clarkson Univ. |
| Owen Lessard | 9 | 184 | LW | Owen Sound |
| Erik Peterson | 10 | 205 | C | Brockton HS |
| Steve Dubinsky | 11 | 226 | RW | Clarkson Univ. |
| Dino Grossi | 12 | 247 | RW | Northeastern Univ. |

1989 BLOOMINGTON, MINN.

| NAME | RD | PK | POS | AMATEUR TEAM |
|-------------------|----|-----|-----|----------------------|
| Adam Bennett | 1 | 6 | D | Sudbury |
| Michael Speer | 2 | 27 | D | Guelph |
| Bob Kelloog | 3 | 48 | D | Springfield Jr. |
| Tommi Pullola | 6 | 111 | C | Sport Fin. Div. I |
| Tracy Egeland | 7 | 132 | RW | Prince Albert |
| Milan Tichy | 8 | 153 | D | Plzen Skoda |
| Jason Greyerbiehl | 9 | 174 | LW | Colgate Univ. |
| Matt Saunders | 10 | 195 | LW | Northeastern Univ. |
| Mike Kozak | 11 | 216 | RW | Clarkson Univ. |
| Michael Doneghey | 12 | 237 | G | Catholic Memorial HS |

LEADERSHIP

PLAYERS

2016-17

OPPONENTS

TRADITION

RECORDS

PLAYOFFS

HISTORY

MINORS

NHL

MEDIA



EDDIE OLCZYK
1984

1988 MONTREAL

| NAME | RD | PK | POS | AMATEUR TEAM |
|------------------|----|-----|-----|--------------------|
| Jeremy Roenick | 1 | 8 | C | Thayer Academy |
| Trevor Dam | 3 | 50 | RW | London |
| Stefan Elvenas | 4 | 71 | RW | Rogle (Sweden) |
| Joe Cleary | 5 | 92 | D | Stratford Jr. |
| Justin Lafayette | 6 | 113 | LW | Ferris State |
| Craig Woodcroft | 7 | 134 | LW | Colgate Univ. |
| Jon Pojar | 8 | 155 | LW | Roseville HS |
| Mathew Hentges | 9 | 176 | D | Edina HS |
| Daniel Maurice | 10 | 197 | C | Chicoutimi |
| Dirk Tenzer | 11 | 218 | D | St. Paul's HS |
| Andreas Lupzig | 12 | 239 | C | Landshut (Germany) |

1987 DETROIT

| NAME | RD | PK | POS | AMATEUR TEAM |
|----------------|----|-----|-----|------------------|
| Jimmy Waite | 1 | 8 | G | Chicoutimi |
| Ryan McGill | 2 | 29 | D | Swift Current |
| Cam Russell | 3 | 50 | D | Hull |
| Mike Dagenais | 3 | 60 | D | Peterborough |
| Ulf Sandstrom | 5 | 92 | RW | MoDo (Sweden) |
| Mike McCormick | 6 | 113 | R | Richmond T-II |
| Stephen Tepper | 7 | 134 | RW | Westboro HS |
| John Reilly | 8 | 155 | LW | Phillips Academy |
| Lance Werness | 9 | 176 | RW | Burnsville HS |
| Dale Marquette | 10 | 197 | LW | Brandon |
| Bill Lacouture | 11 | 218 | RW | Natick HS |
| Mike Lappin | 12 | 239 | C | Norwood Prep |

1986 MONTREAL

| NAME | RD | PK | POS | AMATEUR TEAM |
|------------------|----|-----|-----|--------------------|
| Everett Sanipass | 1 | 14 | LW | Verdun Jr. |
| Mark Kurzwaski | 2 | 35 | D | Windsor |
| Frantisek Kucera | 4 | 77 | D | Sparta Praha |
| Lonnie Loach | 5 | 98 | LW | Guelph |
| Mario Doyon | 6 | 119 | D | Drummondville |
| Mike Hudson | 7 | 140 | C | Sudbury |
| Marty Nanne | 8 | 161 | RW | Univ. of Minnesota |
| Geoff Benic | 9 | 182 | LW | Windsor |
| Glen Lowes | 10 | 203 | LW | Toronto |
| Chris Thayer | 11 | 224 | C | Kent HS |
| Sean Williams | 12 | 245 | RW | Oshawa |

1985 TORONTO

| NAME | RD | PK | POS | AMATEUR TEAM |
|------------------|----|-----|-----|--------------------|
| Dave Manson | 1 | 11 | D | Prince Albert |
| Andy Helmuth | 3 | 53 | G | Ottawa |
| Dan Vincelette | 4 | 74 | LW | Drummondville |
| Rick Herbert | 5 | 87 | D | Portland |
| Brad Belland | 5 | 95 | C | Sudbury |
| Jonas Heed | 6 | 116 | D | Sodertalje SK |
| Victor Posa | 7 | 137 | LW | Univ. of Wisconsin |
| John Reid | 8 | 158 | G | Belleville |
| Richard LaPlante | 9 | 179 | C | Univ. of Vermont |
| Brad Hamilton | 10 | 200 | D | Aurora |
| Ian Pound | 11 | 221 | D | Kitchener |
| Rick Braccia | 12 | 242 | F | Avon Old Farms HS |

1984 MONTREAL

| NAME | RD | PK | POS | AMATEUR TEAM |
|-----------------|----|-----|-----|--------------|
| Eddie Olczyk | 1 | 3 | RW | US National |
| Trent Yawney | 3 | 45 | D | Saskatoon |
| Tom Eriksson | 4 | 66 | LW | MoDo |
| Timo Lehtonen | 5 | 90 | G | Jokerit |
| Darin Sceviour | 5 | 101 | RW | Lethbridge |
| Chris Clifford | 6 | 111 | G | Kingston |
| Mike Stapleton | 7 | 132 | C | Cornwall |
| Glenn Greenough | 8 | 153 | RW | Sudbury |
| Ralph DiFiore | 9 | 174 | D | Shawinigan |
| Joakim Persson | 10 | 194 | LW | Brynäs IF |
| Bill Brown | 11 | 215 | C | St. Paul HS |
| David Mackey | 11 | 224 | LW | Victoria |
| Dan Williams | 12 | 235 | D | Chicago Jets |

1983 MONTREAL

| NAME | RD | PK | POS | AMATEUR TEAM |
|----------------|----|-----|-----|-----------------------|
| Bruce Cassidy | 1 | 18 | D | Ottawa |
| Wayne Presley | 2 | 39 | RW | Kitchener |
| Marc Bergevin | 3 | 59 | D | Chicoutimi |
| Tarek Howard | 4 | 79 | D | Olds T-II |
| Kevin Robinson | 5 | 99 | LW | Toronto |
| Jari Torkki | 6 | 115 | RW | Lukko |
| Mark LaVarre | 6 | 119 | RW | Stratford Jr. |
| Scot Birnie | 7 | 139 | RW | Cornwall |
| Kent Paynter | 8 | 159 | D | Kitchener |
| Brian Noonan | 9 | 179 | RW | Archbishop William HS |
| Dominik Hasek | 10 | 199 | G | Pardubice HC |
| Steve Pepin | 11 | 219 | C | St. Jean |

ALL-TIME DRAFT SELECTIONS

LEADERSHIP

PLAYERS

2016-17

OPPONENTS

TRADITION

RECORDS


PLAYOFFS

HISTORY

MINORS

NHL

MEDIA



DENIS SAVARD
1982

1982 MONTREAL

| NAME | RD | PK | POS | AMATEUR TEAM |
|----------------|----|-----|-----|----------------|
| Ken Yaremchuk | 1 | 7 | C | Portland |
| Rene Badeau | 2 | 28 | D | Quebec |
| Tom McMurchy | 3 | 49 | RW | Brandon |
| Bill Watson | 4 | 70 | RW | Prince Albert |
| Brad Beck | 5 | 91 | D | Penticton |
| Mark Hatcher | 6 | 112 | D | Niagara Falls |
| Jay Ness | 7 | 133 | C | Roseau HS |
| Jeff Smith | 8 | 154 | LW | London |
| Phil Patterson | 9 | 175 | RW | Ottawa |
| Jim Camazzola | 10 | 196 | LW | Penticton |
| Mike James | 11 | 217 | D | Ottawa |
| Bob Andrea | 12 | 238 | D | Dartmouth T-II |

1981 MONTREAL

| NAME | RD | PK | POS | AMATEUR TEAM |
|------------------|----|-----|-----|-------------------------|
| Tony Tanti | 1 | 12 | RW | Oshawa |
| Kevin Griffin | 2 | 25 | LW | Portland |
| Darrel Anholt | 3 | 54 | D | Calgary |
| Perry Pelensky | 4 | 75 | RW | Portland |
| Doug Chessell | 5 | 96 | G | London |
| Bill Schafhauser | 6 | 117 | D | Northern Michigan Univ. |
| Marc Centrone | 7 | 138 | C | Lethbridge |
| Johan Mellstrom | 8 | 159 | RW | Falun |
| John Bennis | 9 | 180 | LW | Billings |
| Sylvain Roy | 10 | 201 | D | Hull |

1980 MONTREAL

| NAME | RD | PK | POS | AMATEUR TEAM |
|---------------|----|-----|-----|---------------|
| Denis Savard | 1 | 3 | C | Montreal Jr. |
| Jerome Dupont | 1 | 15 | D | Toronto |
| Steve Ludzik | 2 | 28 | C | Niagara Falls |
| Ken Solheim | 2 | 30 | LW | Medicine Hat |
| Len Dawes | 2 | 36 | D | Victoria |
| Troy Murray | 3 | 57 | C | St. Albert |
| Marcel Frere | 3 | 58 | LW | Billings |
| Carey Wilson | 4 | 67 | C | Dartmouth |
| Brian Shaw | 4 | 78 | RW | Portland |
| Kevin Ginnell | 5 | 99 | C | Medicine Hat |
| Steve Larmer | 6 | 120 | RW | Niagara Falls |
| Sean Simpson | 7 | 141 | C | Ottawa |
| Jim Ralph | 8 | 162 | G | Ottawa |
| Don Dietrich | 9 | 183 | D | Brandon |
| Dan Frawley | 10 | 204 | RW | Sudbury |

1979 MONTREAL

| NAME | RD | PK | POS | AMATEUR TEAM |
|-----------------|----|-----|-----|--------------|
| Keith Brown | 1 | 7 | D | Portland |
| Timothy Trimmer | 2 | 28 | LW | Peterborough |
| Bill Gardner | 3 | 49 | C | Peterborough |
| Louis Begin | 4 | 70 | LW | Sherbrooke |
| Lowell Loveday | 5 | 91 | D | Kingston |
| Doug Crossman | 6 | 112 | D | Ottawa |

1978 MONTREAL

| NAME | RD | PK | POS | AMATEUR TEAM |
|---------------|----|-----|-----|-----------------|
| Tim Higgins | 1 | 10 | RW | Ottawa |
| Doug Lecuyer | 2 | 29 | LW | Portland |
| Rick Paterson | 3 | 46 | C | Cornwall |
| Brian Young | 4 | 63 | D | New Westminster |
| Mark Murphy | 5 | 79 | LW | Toronto |
| Dave Feamster | 6 | 96 | D | Colorado |
| Dave Mancuso | 7 | 113 | D | Windsor |
| Sandy Ross | 8 | 130 | D | Colgate Univ. |
| Mark Locken | 9 | 147 | G | Niagara Falls |
| Glen Van | 10 | 164 | D | Colorado |
| Darryl Sutter | 11 | 179 | C | Lethbridge |

1977 MONTREAL

| NAME | RD | PK | POS | AMATEUR TEAM |
|-----------------|----|-----|-----|--------------|
| Doug Wilson | 1 | 6 | D | Ottawa |
| Jean Savard | 2 | 19 | C | Quebec |
| Randy Ireland | 4 | 60 | G | Portland |
| Gary Platt | 5 | 78 | D | Sorel |
| Jack O'Callahan | 6 | 96 | D | Boston Univ. |
| Floyd Lahache | 7 | 114 | D | Sherbrooke |
| Jeff Geiger | 8 | 129 | D | Ottawa |
| Stephen Ough | 9 | 144 | D | Laval |

1976 MONTREAL

| NAME | RD | PK | POS | AMATEUR TEAM |
|----------------|----|-----|-----|--------------------|
| Real Cloutier | 1 | 9 | RW | Quebec |
| Jeff McMill | 2 | 27 | RW | Victoria |
| Tomas Gradin | 3 | 45 | C | MoDo |
| Dave DeBol | 4 | 63 | C | Univ. of Michigan |
| Terry McDonald | 5 | 81 | D | Edmonton |
| John Peterson | 6 | 99 | G | Notre Dame |
| John Rothstein | 7 | 115 | RW | Univ. of Minnesota |

1975 MONTREAL

| NAME | RD | PK | POS | AMATEUR TEAM |
|--------------------|----|-----|-----|--------------------|
| Greg Vaydik | 1 | 7 | C | Medicine Hat |
| Daniel Arndt | 2 | 25 | LW | Saskatoon |
| Mike O'Connell | 3 | 43 | D | Kingston |
| Pierre-Yves Giroux | 4 | 61 | C | Hull |
| Bob Hoffmeyer | 5 | 79 | D | Saskatoon |
| Tom Ulseth | 6 | 97 | RW | Univ. of Wisconsin |
| Ted Bulley | 7 | 115 | LW | Hull |
| Paul Jensen | 8 | 133 | D | Michigan Tech |

1974 MONTREAL

| NAME | RD | PK | POS | AMATEUR TEAM |
|-----------------|----|-----|-----|----------------------|
| Grant Mulvey | 1 | 16 | RW | Calgary |
| Alain Daigle | 2 | 34 | RW | Trois Rivières |
| Bob Murray | 3 | 52 | D | Cornwall |
| Terry Ruskowski | 4 | 70 | C | Swift Current |
| Dave Logan | 5 | 88 | D | Laval |
| Bob Volpe | 6 | 106 | G | Sudbury |
| Ed Mio | 7 | 124 | G | Colorado |
| Mike St. Cyr | 8 | 141 | D | Kitchener |
| Stephen Colp | 9 | 158 | C | Michigan State Univ. |
| Rick Fraser | 10 | 173 | D | Oshawa |
| Jean Bernier | 11 | 188 | D | Shawinigan Falls |
| Dwane Byers | 12 | 200 | RW | Sherbrooke |
| Glen Ing | 13 | 210 | RW | Victoria |

1973 MONTREAL

| NAME | RD | PK | POS | AMATEUR TEAM |
|---------------|----|-----|-----|-----------------------|
| Darcy Rota | 1 | 13 | LW | Edmonton |
| Reg Thomas | 2 | 29 | C | London |
| Randy Holt | 3 | 45 | D | Sudbury |
| Dave Elliott | 4 | 61 | C | Winnipeg |
| Dan Hinton | 5 | 77 | LW | Sault Ste. Marie |
| Gary Doerkson | 6 | 93 | LW | Winnipeg |
| Wayne Dye | 7 | 109 | LW | New Westminster |
| Jim Koleff | 8 | 125 | C | Hamilton |
| Jack Johnson | 9 | 140 | D | Univ. of Wisconsin |
| Steve Alley | 9 | 141 | LW | Univ. of Wisconsin |
| Rick Clubbe | 10 | 156 | C | Univ. of North Dakota |
| Gene Strate | 11 | 165 | D | Edmonton |

1972 MONTREAL

| NAME | RD | PK | POS | AMATEUR TEAM |
|----------------|----|-----|-----|--------------------|
| Philip Russell | 1 | 13 | D | Edmonton |
| Brian Ogilvie | 2 | 29 | C | Edmonton |
| Michael Veisor | 3 | 45 | G | Peterborough |
| Tom Peluso | 4 | 61 | RW | Univ. of Denver |
| Rejean Giroux | 5 | 77 | RW | Quebec |
| Rob Palmer | 6 | 93 | C | Univ. of Denver |
| Terry Smith | 7 | 109 | RW | Edmonton |
| Billy Reay | 8 | 125 | F | Univ. of Wisconsin |
| Gary Donaldson | 9 | 141 | RW | Victoria |

1971 MONTREAL

| NAME | RD | PK | POS | AMATEUR TEAM |
|--------------|----|----|-----|--------------------|
| Dan Spring | 1 | 12 | F | Edmonton |
| Dave Kryskow | 2 | 26 | LW | Edmonton |
| Bob Peppler | 3 | 40 | F | St. Catharines |
| Clyde Simon | 4 | 54 | F | St. Catharines |
| Dean Blais | 5 | 68 | C | Univ. of Minnesota |
| Jim Johnston | 6 | 82 | C | Univ. of Wisconsin |

1970 MONTREAL

| NAME | RD | PK | POS | AMATEUR TEAM |
|--------------------|----|----|-----|-----------------------|
| Daniel Maloney | 1 | 14 | LW | London |
| Michel Archambault | 2 | 28 | LW | Drummondville |
| Leonard Frig | 3 | 42 | D | Calgary |
| Walter Ledingham | 4 | 56 | LW | Univ. of Minn.-Duluth |
| Gilles Meloche | 5 | 70 | G | Verdun |

1969 MONTREAL

| NAME | RD | PK | POS | AMATEUR TEAM |
|-----------------------|----|----|-----|-----------------------|
| Jean-Pierre Bordeleau | 1 | 13 | RW | Montreal |
| Larry Romanchych | 2 | 24 | RW | Flin Flon |
| Milt Black | 3 | 36 | C | Winnipeg |
| Darryl Maggs | 4 | 48 | D | Calgary |
| Mike Baumgartner | 5 | 60 | D | Univ. of North Dakota |
| Dave Hudson | 6 | 71 | C | Univ. of North Dakota |

1968 MONTREAL

| NAME | RD | PK | POS | AMATEUR TEAM |
|------------|----|----|-----|-----------------------|
| John Marks | 1 | 9 | RW | Univ. of North Dakota |

1967 MONTREAL

| NAME | RD | PK | POS | AMATEUR TEAM |
|-------------|----|----|-----|------------------|
| Bob Tombari | 1 | 7 | LW | Sault Ste. Marie |

1966 MONTREAL

| NAME | RD | PK | POS | AMATEUR TEAM |
|---------------|----|----|-----|--------------|
| Terry Caffery | 1 | 3 | C | Toronto |
| Ron Dussiaume | 2 | 9 | LW | Oshawa |
| Larry Gibbons | 3 | 15 | D | Markham |
| Brian Morenz | 4 | 21 | C | Oshawa |

1965 MONTREAL

| NAME | RD | PK | POS | AMATEUR TEAM |
|----------------|----|----|-----|---------------|
| Andy Culligan | 1 | 2 | F | St. Michael's |
| Brian McKenney | 2 | 7 | RW | Smith Falls |

1964 MONTREAL

| NAME | RD | PK | POS | AMATEUR TEAM |
|---------------|----|----|-----|--------------|
| Richie Bayes | 1 | 4 | C | Dixie |
| Jan Popiel | 2 | 10 | LW | Georgetown |
| Carl Hadfield | 3 | 16 | RW | Dixie |
| Moe L'Abbe | 4 | 22 | RW | Rosemount |

1963 MONTREAL

| NAME | RD | PK | POS | AMATEUR TEAM |
|----------------|----|----|-----|--------------|
| Art Hampson | 1 | 5 | D | Trenton |
| Wayne Davidson | 2 | 11 | D | Georgetown |
| Bill Carson | 3 | 16 | D | Brampton |

LEADERSHIP

PLAYERS

2016-17

OPPONENTS

TRADITION

RECORDS

PLAYOFFS

HISTORY

MINORS

NHL

MEDIA

FORWARDS

| NO. | NAME | POS | SH | HT | WT | AGE | DOB | BIRTHPLACE | 16-17 CLUB | REGULAR SEASON | | | | | | | PLAYOFFS | | |
|---------------|----------------------|------|----|-------|-----|-----|----------|--------------------------|----------------------|----------------|----|----|-----|-----|----|----|----------|-----|-----|
| | | | | | | | | | | GP | G | A | PTS | PIM | GP | G | A | PTS | PIM |
| 15 | ALTYBARMAYAN, Andrei | RW | L | 5'11" | 183 | 19 | 08/04/98 | St. Petersburg, Russia | St. Petersburg (VHL) | 27 | 5 | 4 | 9 | 10 | 11 | 0 | 0 | 0 | 4 |
| | | | | | | | | St. Petersburg (MHL) | St. Petersburg (MHL) | 31 | 20 | 25 | 45 | 77 | - | - | - | - | - |
| | ANISIMOV, Artem | C | R | 6-4 | 198 | 29 | 05/24/88 | Yaroslavl, Russia | CHICAGO | 64 | 22 | 23 | 45 | 30 | 4 | 0 | 0 | 0 | 0 |
| BARRATT, Evan | | | | | | | | Russia (W-CUP) | Russia (W-CUP) | 4 | 0 | 1 | 1 | 2 | - | - | - | - | - |
| | | | | | | | | USMIDP (IHL) | USMIDP (IHL) | 63 | 18 | 38 | 56 | 76 | - | - | - | - | - |
| | | | | | | | | USA (WJC U18) | USA (WJC U18) | 7 | 1 | 5 | 6 | 6 | - | - | - | - | - |
| 39 | BAUN, Kyle | RW | R | 6-2 | 209 | 25 | 05/04/92 | Toronto, Ontario | Rockford (AHL) | 74 | 14 | 20 | 34 | 42 | - | - | - | - | - |
| 68 | BONDRA, Radovan | RW | L | 6-5 | 217 | 20 | 01/27/97 | Treviso, Slovakia | Rockford (AHL) | 5 | 0 | 0 | 0 | 2 | - | - | - | - | - |
| | | | | | | | | Vancouver (WHL) | Vancouver (WHL) | 32 | 19 | 12 | 31 | 14 | - | - | - | - | - |
| | | | | | | | | Prince George (WHL) | Prince George (WHL) | 30 | 13 | 19 | 32 | 26 | 6 | 2 | 3 | 5 | 2 |
| 17 | BOUMA, Lance | LW | L | 6-2 | 208 | 27 | 03/25/90 | Provost, Alberta | Slovakia (WJC) | 5 | 0 | 0 | 0 | 2 | - | - | - | - | - |
| | | | | | | | | CALGARY | CALGARY | 61 | 3 | 4 | 7 | 35 | 3 | 0 | 0 | 0 | 2 |
| | | | | | | | | Provost, Alberta | Provost, Alberta | 31 | 3 | 8 | 11 | 8 | - | - | - | - | - |
| 27 | COUGHLIN, Liam | C | L | 6-2 | 200 | 23 | 09/19/94 | South Boston, Mass. | Vermont (NCAA) | 63 | 30 | 29 | 59 | 12 | 11 | 6 | 7 | 13 | 4 |
| | DAHLSTROM, John | RW | L | 6-0 | 189 | 20 | 01/22/97 | Kungsbacka, Sweden | Medicine Hat (WHL) | 24 | 2 | 1 | 3 | 12 | - | - | - | - | - |
| | DAUPHIN, Laurent | C | L | 6-1 | 180 | 22 | 03/27/95 | Repentigny, Quebec | ARIZONA | 38 | 17 | 11 | 28 | 44 | - | - | - | - | - |
| 12 | DEBRINKAT, Alex | RW | R | 5-7 | 165 | 19 | 12/18/97 | Farmington Hills, Mich. | Tucson (AHL) | 63 | 65 | 62 | 127 | 49 | 22 | 13 | 25 | 38 | 10 |
| | | | | | | | | Erie (OHL) | Erie (OHL) | 5 | 2 | 8 | 10 | 2 | - | - | - | - | - |
| | | | | | | | | Memorial Cup (CHL) | Memorial Cup (CHL) | 5 | 2 | 8 | 10 | 2 | - | - | - | - | - |
| 84 | FOO, Parker | LW | L | 6-1 | 171 | 19 | 09/12/98 | Edmonton, Alberta | Brooks (AHL) | 60 | 34 | 32 | 66 | 58 | 13 | 10 | 10 | 20 | 4 |
| | FORTIN, Alexandre | C/LW | L | 6-0 | 174 | 20 | 02/25/97 | Laval, Quebec | Rouyn-Noranda (OHL) | 52 | 22 | 30 | 52 | 14 | 13 | 6 | 10 | 16 | 4 |
| | FROM, Mathias | LW | R | 6-1 | 187 | 19 | 12/16/97 | Frederikshavn, Denmark | Rogle BK (SWE) | 33 | 3 | 1 | 4 | 12 | 4 | 0 | 0 | 0 | 0 |
| 38 | HARTMAN, Ryan | RW | R | 6-0 | 181 | 23 | 09/20/94 | Hilton Head Island, S.C. | Rogle BK Z0 (SWE) | 15 | 9 | 9 | 18 | 8 | 3 | 2 | 0 | 2 | 0 |
| | | | | | | | | Denmark (WJC) | Denmark (WJC) | 3 | 2 | 1 | 3 | 0 | - | - | - | - | - |
| | | | | | | | | CHICAGO | CHICAGO | 76 | 19 | 12 | 31 | 70 | 4 | 0 | 0 | 0 | 14 |
| 40 | HAYDEN, John | C | R | 6-3 | 223 | 22 | 02/14/95 | Chicago, Ill. | CHICAGO | 12 | 1 | 3 | 4 | 4 | 1 | 0 | 0 | 0 | 0 |
| | | | | | | | | Yale (NCAA) | Yale (NCAA) | 33 | 21 | 13 | 34 | 62 | - | - | - | - | - |
| | | | | | | | | Memorial Cup (CHL) | Memorial Cup (CHL) | 4 | 0 | 3 | 4 | 4 | - | - | - | - | - |
| 36 | HIGHMORE, Matthew | C | L | 5-11 | 181 | 21 | 02/27/96 | Halifax, Nova Scotia | Saint John (OHL) | 64 | 34 | 55 | 89 | 46 | 18 | 6 | 18 | 24 | 14 |
| 48 | HINOSTROZA, Vinnie | C | R | 5-9 | 173 | 23 | 04/03/94 | Chicago, Ill. | CHICAGO | 49 | 6 | 8 | 14 | 17 | 1 | 0 | 0 | 0 | 0 |
| | | | | | | | | Rockford (AHL) | Rockford (AHL) | 15 | 3 | 4 | 7 | 4 | - | - | - | - | - |
| | | | | | | | | Woodhaven, Mich. | Woodhaven, Mich. | 8 | 1 | 3 | 4 | 0 | - | - | - | - | - |
| 59 | IACOPPELLI, Matheson | RW | L | 6-2 | 207 | 23 | 05/15/94 | Grand Forks, N.D. | Rockford (AHL) | 40 | 20 | 16 | 36 | 20 | - | - | - | - | - |
| 62 | JOHNSON, Luke | C | R | 5-11 | 198 | 23 | 09/19/94 | Grand Forks, N.D. | Rockford (AHL) | 73 | 8 | 9 | 17 | 31 | - | - | - | - | - |

| NO. | NAME | POS | SH | HT | WT | AGE | DOB | BIRTHPLACE | 16-17 CLUB | REGULAR SEASON | | | | | | PLAYOFFS | | |
|-----|-------------------|-----|----|------|-----|-----|----------|--------------------------|----------------------------|----------------|----|----|-----|-----|----|----------|---|-----|
| | | | | | | | | | | GP | G | A | PTS | PIM | GP | G | A | PTS |
| 13 | JURCO, Tomas | LW | L | 6-2 | 188 | 24 | 12/28/92 | Kostec, Slovakia | CHICAGO | 13 | 1 | 0 | 1 | 2 | - | - | - | - |
| | | | | | | | | | DETROIT | 16 | 0 | 0 | 0 | 2 | - | - | - | - |
| | | | | | | | | | Grand Rapids (AHL) | 2 | 1 | 1 | 2 | 6 | - | - | - | - |
| 64 | KAMPE, David | C | L | 6-2 | 195 | 22 | 01/12/95 | Chomutov, Czech Republic | Pirati Chomutov (CZE) | 52 | 15 | 16 | 31 | 16 | 15 | 3 | 7 | 10 |
| 88 | KANE, Patrick | RW | L | 5-11 | 177 | 28 | 11/19/88 | Buffalo, N.Y. | CHICAGO | 62 | 34 | 55 | 89 | 32 | 4 | 1 | 1 | 2 |
| | | | | | | | | | USA (W-CUP) | 3 | 0 | 2 | 2 | 0 | - | - | - | - |
| | KAYUMOV, Artur | LW | L | 5-11 | 176 | 19 | 02/14/98 | Podgorany, Russia | Yaroslavl (KHL) | 4 | 0 | 0 | 0 | 0 | - | - | - | - |
| | | | | | | | | | HK Ryzanov (VHL) | 12 | 1 | 6 | 7 | 8 | 4 | 0 | 0 | 4 |
| | | | | | | | | | Yaroslavl (MHL) | 33 | 8 | 11 | 19 | 43 | 3 | 1 | 2 | 4 |
| | | | | | | | | | Yunior Yaroslavl (NMHL) | - | - | - | - | - | 1 | 1 | 0 | 1 |
| 67 | KERO, Tanner | C | L | 6-0 | 185 | 25 | 07/24/92 | Hancock, Mich. | CHICAGO | 47 | 6 | 10 | 16 | 8 | 4 | 0 | 0 | 0 |
| | | | | | | | | | Rockford (AHL) | 28 | 7 | 13 | 20 | 14 | - | - | - | - |
| 37 | KNOTT, Graham | LW | L | 6-3 | 191 | 20 | 07/13/97 | Eobiroke, Ontario | Niagara (OHL) | 14 | 4 | 13 | 17 | 22 | - | - | - | - |
| | | | | | | | | | Windsor (OHL) | 45 | 11 | 24 | 35 | 39 | 7 | 2 | 2 | 4 |
| | | | | | | | | | Memorial Cup (CHL) | 4 | 3 | 1 | 4 | 4 | - | - | - | - |
| 26 | LOUS, Anthony | C | L | 5-7 | 151 | 22 | 02/10/95 | Winfield, Ill. | Rockford (AHL) | 13 | 1 | 2 | 3 | 4 | - | - | - | - |
| | | | | | | | | | Miami University (NCAA) | 36 | 14 | 25 | 39 | 20 | - | - | - | - |
| 78 | NOEL, Nathan | C | R | 5-11 | 174 | 20 | 06/21/97 | St. John's, Newfoundland | Saint John (QMJHL) | 52 | 24 | 26 | 50 | 82 | 18 | 2 | 7 | 9 |
| | | | | | | | | | Memorial Cup (CHL) | 4 | 1 | 1 | 2 | 2 | - | - | - | - |
| | OLOFSSON, Fredrik | LW | L | 6-2 | 197 | 21 | 05/27/96 | Helsingborg, Sweden | Niagara-Ontario (NCAA) | 34 | 11 | 13 | 24 | 21 | - | - | - | - |
| 14 | PANIK, Richard | RW | L | 6-1 | 208 | 26 | 02/07/91 | Martin, Slovakia | CHICAGO | 82 | 22 | 22 | 44 | 58 | 4 | 0 | 1 | 2 |
| | RAMSEY, Jack | RW | R | 6-3 | 185 | 21 | 11/02/95 | Farmington, Mich. | Univ. of Minnesota (NCAA) | 36 | 1 | 4 | 5 | 4 | - | - | - | - |
| 20 | SAAD, Brandon | LW | L | 6-1 | 206 | 24 | 10/21/92 | Pittsburgh, Pa. | COLUMBUS | 82 | 24 | 29 | 53 | 8 | 5 | 1 | 2 | 3 |
| | | | | | | | | | North America (W-CUP) | 3 | 0 | 0 | 0 | 2 | - | - | - | - |
| 8 | SCHMALTZ, Nick | C | R | 6-0 | 177 | 21 | 02/23/96 | Madison, Wis. | CHICAGO | 61 | 6 | 22 | 28 | 6 | 4 | 0 | 0 | 2 |
| | | | | | | | | | Rockford (AHL) | 12 | 6 | 3 | 9 | 2 | - | - | - | - |
| | | | | | | | | | USA (WC) | 7 | 0 | 3 | 3 | 2 | - | - | - | - |
| 10 | SHARP, Patrick | LW | R | 6-1 | 200 | 35 | 12/27/81 | Winnipeg, Manitoba | DALLAS | 48 | 8 | 10 | 18 | 31 | - | - | - | - |
| | SIKURA, Dylan | C | L | 5-11 | 158 | 22 | 06/01/95 | Aurora, Ontario | Northeastern (NCAA) | 38 | 21 | 36 | 57 | 12 | - | - | - | - |
| | SODERLUND, Tim | C | L | 5-9 | 163 | 19 | 01/23/98 | Skelleftea, Sweden | Skelleftea (SWE) | 39 | 3 | 4 | 7 | 8 | 1 | 0 | 0 | 0 |
| | | | | | | | | | Skelleftea J20 (SuperElit) | 6 | 2 | 3 | 5 | 4 | 2 | 0 | 1 | 14 |
| | STARRETT, Beau | C | L | 6-5 | 212 | 21 | 11/01/95 | Framingham, Mass. | Cornell (NCAA) | 35 | 4 | 10 | 14 | 26 | - | - | - | - |
| 19 | TOEWS, Jonathan | C | L | 6-2 | 201 | 29 | 04/29/88 | Winnipeg, Manitoba | CHICAGO | 72 | 21 | 37 | 58 | 35 | 4 | 1 | 1 | 2 |
| | | | | | | | | | Canada (W-CUP) | 6 | 3 | 2 | 5 | 0 | - | - | - | - |
| 22 | TOOTOOD, Jordan | RW | R | 5-9 | 195 | 34 | 02/02/83 | Churchill, Manitoba | CHICAGO | 50 | 2 | 1 | 3 | 28 | 2 | 0 | 0 | 0 |
| 57 | WINGELS, Tommy | C | R | 6-0 | 200 | 29 | 4/12/88 | Evanston, Illinois | SAN JOSE | 37 | 5 | 3 | 8 | 15 | - | - | - | - |
| | | | | | | | | | OTTAWA | 36 | 2 | 2 | 4 | 12 | 9 | 0 | 0 | 4 |

| MEDIA | NHL | MINORS | HISTORY | PLAYOFFS | RECORDS | TRADITION | OPPONENTS | 2016-17 | PLAYERS | LEADERSHIP |
|-------|-----|--------|---------|----------|---------|-----------|-----------|---------|---------|------------|
|-------|-----|--------|---------|----------|---------|-----------|-----------|---------|---------|------------|

DEFENSEMEN

PLAYOFFS

REGULAR SEASON

| NO. | NAME | POS | SH | HT | WT | AGE | DOB | BIRTHPLACE | 16-17 CLUB | GP | G | A | PTS | PIM | GP | G | A | PTS | PIM |
|-----|------------------|-----|----|------|-----|-----|----------|----------------------------|--------------------------|----|---|----|-----|-----|----|---|----|-----|-----|
| 63 | CARLSSON, Lucas | D | L | 6-0 | 189 | 20 | 07/05/97 | Gavle, Sweden | Brynäs IF (SWE) | 41 | 3 | 8 | 11 | 16 | 20 | 0 | 4 | 4 | 4 |
| | | | | | | | | | Sweden (WHL) | 7 | 1 | 2 | 3 | 4 | - | - | - | - | |
| | | | | | | | | | Rockford (AHL) | 70 | 6 | 5 | 11 | 16 | - | - | - | - | |
| | | | | | | | | | Cedar Rapids (USHL) | 2 | 0 | 1 | 1 | 4 | - | - | - | - | |
| 42 | DAHLSTROM, Carl | D | L | 5-11 | 180 | 18 | 04/03/99 | Burnsville, Minn. | Lakeville South (HS-MN) | 23 | 8 | 20 | 28 | 12 | 3 | 3 | 2 | 5 | 0 |
| | ESS, Joshua | | | | | | | | Team Southeast (HS-MN) | 18 | 2 | 11 | 13 | 12 | 3 | 0 | 1 | 1 | 4 |
| | | | | | | | | | CHICAGO | 38 | 2 | 3 | 5 | 4 | - | - | - | - | |
| | | | | | | | | | Linköping, Sweden | 30 | 1 | 7 | 8 | 12 | - | - | - | - | |
| | FORSLING, Gustav | D | L | 5-11 | 186 | 21 | 06/12/96 | | Rockford (AHL) | 30 | 1 | 7 | 8 | 12 | - | - | - | - | |
| | | | | | | | | | HC Olomouc (CZE) | 36 | 1 | 5 | 6 | 14 | - | - | - | - | |
| | | | | | | | | | Dukla Jihlava (CZE-2) | - | - | - | - | - | 1 | 0 | 1 | 0 | |
| | | | | | | | | | HC Olomouc U20 (CZE U20) | 5 | 1 | 4 | 5 | 0 | - | - | - | - | |
| | GAUVAS, Jakub | D | L | 5-11 | 161 | 18 | 06/15/99 | Ostrava, Czech Republic | HC Olomouc U18 (CZE U18) | 3 | 1 | 4 | 5 | 0 | - | - | - | - | |
| | | | | | | | | | Noire Dame (NCAA) | 40 | 0 | 22 | 22 | 22 | - | - | - | - | |
| | | | | | | | | | Rockford (AHL) | 68 | 5 | 25 | 30 | 40 | - | - | - | - | |
| | | | | | | | | | Univ. of Denver (NCAA) | 43 | 1 | 7 | 8 | 18 | - | - | - | - | |
| 28 | HILLMAN, Blake | D | L | 6-1 | 180 | 21 | 07/26/96 | Elk River, Minn. | Portland (WHL) | 71 | 9 | 39 | 48 | 38 | 11 | 0 | 3 | 3 | 4 |
| | JOKHARJU, Henri | D | R | 6-0 | 180 | 18 | 06/17/99 | Oulu, Finland | CHICAGO | 80 | 6 | 47 | 53 | 16 | 4 | 0 | 1 | 1 | 2 |
| | KEITH, Duncan | D | L | 6-1 | 192 | 34 | 07/16/83 | Winnipeg, Manitoba | CHICAGO | 50 | 2 | 6 | 8 | 22 | 1 | 0 | 0 | 0 | 0 |
| | KEMPNY, Michal | D | L | 6-0 | 194 | 27 | 09/08/90 | Hodonin, Czech Republic | Czech Republic (W-CUP) | 3 | 0 | 0 | 0 | 2 | - | - | - | - | |
| | | | | | | | | | Czech Republic (WC) | 8 | 2 | 1 | 3 | 12 | - | - | - | - | |
| | | | | | | | | | Boston Univ. (NCAA) | 39 | 5 | 6 | 11 | 10 | - | - | - | - | |
| | | | | | | | | | Jokerit U20 (FIN Jr.) | 48 | 5 | 16 | 21 | 42 | - | - | - | - | |
| | | | | | | | | | Vermont (NCAA) | 29 | 0 | 7 | 7 | 14 | - | - | - | - | |
| 5 | MASIE, Jake | D | L | 6-1 | 178 | 20 | 01/21/97 | Montreal, Quebec | Spurs Grove (AHL) | 53 | 8 | 29 | 37 | 34 | 10 | 1 | 3 | 4 | 0 |
| | MITCHELL, Ian | D | R | 5-11 | 173 | 18 | 01/18/99 | St. Albert, Alberta | ARIZONA | 77 | 2 | 15 | 17 | 45 | - | - | - | - | |
| | | | | | | | | | Dublin, Ohio | 8 | 1 | 1 | 2 | 2 | - | - | - | - | |
| | MURPHY, Connor | D | R | 6-4 | 212 | 24 | 03/26/93 | | Rockford (AHL) | 65 | 1 | 8 | 9 | 18 | - | - | - | - | |
| 76 | NORELL, Robin | D | L | 5-11 | 192 | 22 | 02/18/95 | Stockholm, Sweden | EDMONTON | 2 | 0 | 0 | 0 | 0 | - | - | - | - | |
| | OESTERLE, Jordan | D | L | 6-0 | 182 | 25 | 06/25/92 | Dearborn Heights, Mich. | Bakersfield (AHL) | 44 | 7 | 25 | 32 | 10 | - | - | - | - | |
| | | | | | | | | | Rockford (AHL) | 76 | 6 | 24 | 30 | 35 | - | - | - | - | |
| | | | | | | | | | Finland (W-CUP) | 3 | 0 | 0 | 0 | 0 | - | - | - | - | |
| 47 | POKKA, Ville | D | R | 6-0 | 214 | 23 | 06/03/94 | Tornio, Finland | Rockford (AHL) | 76 | 6 | 24 | 30 | 35 | - | - | - | - | |
| | | | | | | | | | Finland (W-CUP) | 3 | 0 | 0 | 0 | 0 | - | - | - | - | |
| | | | | | | | | | Piestek, Czech Republic | 46 | 8 | 24 | 32 | 30 | 17 | 2 | 11 | 13 | |
| | RUITA, Jan | D | R | 6-3 | 200 | 27 | 07/29/90 | Springfield, Mass. | Waterloo (USHL) | 50 | 8 | 21 | 29 | 82 | - | - | - | - | |
| 44 | RYCEK, Jake | D | R | 5-10 | 181 | 19 | 03/19/98 | | CHICAGO | 79 | 3 | 36 | 39 | 26 | 4 | 0 | 0 | 0 | 2 |
| | SEABROOK, Brent | D | R | 6-3 | 220 | 32 | 04/20/85 | Richmond, British Columbia | Northeastern (NCAA) | 38 | 1 | 13 | 14 | 8 | - | - | - | - | |
| | | | | | | | | | Milton, Mass. | 38 | 1 | 13 | 14 | 8 | - | - | - | - | |
| | SHEA, Ryan | D | L | 6-1 | 177 | 20 | 02/11/97 | | | | | | | | | | | | |

DEFENSEMEN

| NO. | NAME | REGULAR SEASON | | | | | | | | | | PLAYOFFS | | |
|-----|--------------------|----------------|----|-----|-----|-----|----------|----------------------|-----------------------|----|----|----------|-----|-----|
| | | POS | SH | HT | WT | AGE | DOB | BIRTHPLACE | 16-17 CLUB | GP | G | A | PTS | PIM |
| 45 | SNUGGERUD, Luc | D | L | 6-0 | 184 | 22 | 09/18/95 | Edina, Minn. | Rockford (AHL) | 13 | 1 | 4 | 5 | 2 |
| | | | | | | | | | Omaha-Nebraska (NCAA) | 39 | 11 | 20 | 31 | 36 |
| | SÖDERBERG, Andreas | D | L | 6-4 | 205 | 21 | 06/16/96 | Skellefteå, Sweden | IK Pantern (SWE-Z) | 52 | 3 | 6 | 9 | 20 |
| 43 | SVEDEBERG, Viktor | D | L | 6-8 | 238 | 26 | 05/24/91 | Gothenburg, Sweden | Rockford (AHL) | 51 | 2 | 9 | 11 | 70 |
| | TUULOLA, Joni | D | L | 6-3 | 180 | 21 | 01/01/96 | Hämeenlinna, Finland | HPK (FIN) | 54 | 2 | 6 | 8 | 12 |

GOALTENDERS

| NO. | NAME | REGULAR SEASON | | | | | | | | | | PLAYOFFS | | |
|-----|-----------------|----------------|----|-----|-----|-----|----------|--------------------------|---------------------------|----|-----------|----------|------|-----|
| | | POS | GH | HT | WT | AGE | DOB | BIRTHPLACE | 16-17 CLUB | GP | W-L-T/OIL | S0 | SV% | SV% |
| 34 | BERUBE, J.F. | G | L | 6-1 | 177 | 26 | 07/13/91 | Repentigny, Quebec | NY ISLANDERS | 14 | 3-2-2 | 0 | .889 | - |
| 50 | CRAWFORD, Corey | G | L | 6-2 | 216 | 32 | 12/31/84 | Montreal, Quebec | CHICAGO Canada (W-CUP) | 55 | 32-18-4 | 2 | .918 | 4 |
| | | | | | | | | | Merrimack (NCAA) | 1 | 1-0-0 | 0 | .950 | - |
| 60 | DELA, Collin | G | L | 6-2 | 200 | 23 | 06/20/94 | Rancho Cucamonga, Calif. | COLUMBUS | 21 | 9-8-3 | 3 | .927 | - |
| 31 | FORSBERG, Anton | G | L | 6-3 | 192 | 24 | 11/21/92 | Hälsöstrand, Sweden | Cleveland (AHL) | 51 | 27-17-2 | 4 | .926 | - |
| 30 | GLASS, Jeff | G | L | 6-3 | 206 | 31 | 11/19/85 | Calgary, Alberta | Toronto (AHL) | 2 | 1-1-0 | 0 | .917 | - |
| | | | | | | | | | Rockford (AHL) | 20 | 8-10-2 | 2 | .914 | - |
| | NALIMOV, Ivan | G | L | 6-4 | 210 | 23 | 03/12/94 | Novokuznetsk, Russia | Admiral Vladivostok (KHL) | 13 | 4-4-1 | 0 | .902 | - |
| | | | | | | | | | Sibir (KHL) | 5 | 1-3-1 | 1 | .885 | - |
| | PEETERS, Wouter | G | L | 6-5 | 205 | 19 | 07/31/98 | Turnhout, Belgium | Jokerit U20 (FIN) | 23 | - | - | .899 | - |

PRONUNCIATION GUIDE

| | | | | | |
|------------------|---------------------|-------------------|---------------------------|----------------|-------------------|
| Artem Anisimov | a-NEE-see-maw | Vinnie Hinostroza | hii-noh-STROH-zah | Richard Panik | PA-nihk |
| Kyle Baun | BON | Matt Lacopelli | ah-coh-PELL-ee | Wouter Peeters | WOW-kuhr-PEE-tuhr |
| J.F. Berube | beh-ROO-bay | Henri Jokiharju | HEHN-ree joh-hee-HAHR-yew | Ville Pokka | POH-keh |
| Lance Bouma | BOH-ma | Tomas Jurco | TAW-muhis YUHR-koh | Jan Ruttia | ROO-tah |
| Laurent Dauphin | LOHR-awnt daw-PHEHN | Artur Kavanov | KIGH-yoo-nahv | Brandon Saad | SAHD |
| Alex DeBrincat | dah-BREEN-kut | Tanner Kero | KAIR-oh | Dylan Sikura | sil-kuir-ah |
| Collin Delia | DEE-lee-ah | Nathan Noel | NOHL | Luc Snuggerrud | SNUH-guh-rood |
| Alexandre Fortin | for-TEHN | Jordan Oesterle | OH-stuhr-lee | Jonathan Toews | TAYVZ |
| Erik Gustafsson | GUHS-tuhf-suhn | Fredrik Olofsson | OH-lohf-suhn | Tommy Wingels | WEEN-guhs |

| MEDIA | NHL | MINORS | HISTORY | PLAYOFFS | RECORDS | TRADITION | OPPONENTS | 2016-17 | PLAYERS | LEADERSHIP |
|-------|-----|--------|---------|----------|---------|-----------|-----------|---------|---------|------------|
|-------|-----|--------|---------|----------|---------|-----------|-----------|---------|---------|------------|

HOW THE BLACKHAWKS WERE BUILT

| LEADERSHIP |
|------------|
| PLAYERS |
| 2016-17 |
| OPPONENTS |
| TRADITION |
| RECORDS |
| PLAYOFFS |
| HISTORY |
| MINORS |
| NHL |
| MEDIA |

Artem Anisimov

Kyle Baun

J.F. Berube

Lance Bouma

Corey Crawford

Carl Dahlstrom

Laurent Dauphin

Alex DeBrincat

Collin Delia

Anton Forsberg

Gustav Forsling

Alexandre Fortin

Jeff Glass

Erik Gustafsson

Ryan Hartman

John Hayden

Matthew Highmore

Vinnie Hinostroza

Matheson Iacopelli

Luke Johnson

Tomas Jurco

David Kampf

Patrick Kane

Duncan Keith

Michal Kempny

Graham Knott

Tanner Kero

Anthony Louis

Connor Murphy

Nathan Noel

Robin Norell

Jordan Oesterle

Richard Panik

Ville Pokka

Jan Rutta

Brandon Saad

Nick Schmaltz

Patrick Sharp

Brent Seabrook

Luc Snuggerd

Viktor Svedberg

Jonathan Toews

Jordin Tootoo

Tommy Wingels

From CBJ with Marko Dano, Jeremy Morin, Corey Tropp and a fourth-round selection in the 2016 NHL Draft for Brandon Saad, Alex Broadhurst and Michael Paliotta on June 30, 2015.

Signed as a free agent on March 26, 2015.

Signed as a free agent on July 1, 2017.

Signed as a free agent on July 1, 2017.

Blackhawks' second-round pick (52nd overall) in the 2003 NHL Draft.

Blackhawks' second-round pick (51st overall) in the 2013 NHL Draft.

From ARI with Connor Murphy for Niklas Hjalmarsson on June 23, 2017.

Blackhawks' second-round pick (39th) in the 2016 NHL Draft.

Signed as a free agent on July 29, 2017.

From CBJ with Brandon Saad and a 2018 fifth-round pick for Artemi Panarin, Tyler Motte and a 2017 sixth-round pick on June 23, 2017.

From VAN for Adam Clendening on Jan. 29, 2015.

Signed as a free agent on Sept. 25, 2016.

Signed as a free agent on Feb. 23, 2017.

Signed as a free agent on April 30, 2015.

Blackhawks' first-round pick (30th overall) in the 2013 NHL Draft.

Blackhawks' third-round pick (74th) in the 2013 NHL Draft.

Signed as a free agent on March 2, 2017.

Blackhawks' sixth-round pick (169th overall) in the 2012 NHL Draft.

Blackhawks' third-round pick (83rd) in the 2014 NHL Draft.

Blackhawks' fifth-round pick (134th overall) in the 2013 Draft.

From DET for a 2017 third-round pick on Feb. 24, 2017.

Signed as a free agent on May 2, 2017.

Blackhawks' first-round pick (first overall) in the 2007 NHL Draft.

Blackhawks' second-round pick (54th overall) in the 2002 NHL Draft.

Signed as a free agent on May 24, 2016.

Blackhawks' second-round pick (54th) in the 2015 NHL Draft.

Signed as a free agent on April 2, 2015.

Blackhawks' sixth-round pick (181st) in the 2013 NHL Draft.

From ARI with Laurent Dauphin for Niklas Hjalmarsson on June 23, 2017.

Blackhawks' fourth-round pick (113th) in the 2016 NHL Draft.

Blackhawks' fourth-round pick (111th overall) in the 2013 NHL Draft.

Signed as a free agent on July 1, 2017.

From Toronto for Jeremy Morin on Jan. 3, 2016.

From NYI with T.J. Brennan and Anders Nilsson for Nick Leddy and Kent Simpson on Oct. 4, 2014.

Signed as a free agent on June 7, 2017.

From CBJ with Anton Forsberg and a 2018 fifth-round pick for Artemi Panarin, Tyler Motte and a 2017 sixth-round pick on June 23, 2017.

Blackhawks' first-round pick (20th overall) in the 2014 NHL Draft.

Signed as a free agent on July 1, 2017.

Blackhawks' first-round pick (14th overall) in the 2003 NHL Draft.

Blackhawks' fifth-round pick (141st) in the 2014 NHL Draft.

Signed as a free agent on Oct. 19, 2013.

Blackhawks' first-round pick (third overall) in the 2006 NHL Draft.

Signed as a free agent on July 5, 2016.

Signed as a free agent on July 1, 2017.

2017-18 CHICAGO BLACKHAWKS

2016-17 REVIEW



SCHEDULE AND RESULTS

| |
|------------|
| LEADERSHIP |
| PLAYERS |
| 2016-17 |
| OPPONENTS |
| TRADITION |
| RECORDS |
| PLAYOFFS |
| HISTORY |
| MINORS |
| NHL |
| MEDIA |

| GM | DATE | OPPONENT | RESULT | SCORE | RECORD | GOALIE | ATTENDANCE | GWG |
|----|-------|----------------|--------|-------|---------|----------------------|------------|---------------|
| 1 | 10/12 | ST. LOUIS | L | 5-2 | 0-1-0 | CRAWFORD | 21,729 | P. Stastny |
| 2 | 10/14 | @ Nashville | L | 3-2 | 0-2-0 | CRAWFORD | 17,256 | M. Fisher |
| 3 | 10/15 | NASHVILLE | W | 5-3 | 1-2-0 | DARLING | 21,665 | R. PANIK |
| 4 | 10/18 | PHILADELPHIA | W | 7-4 | 2-2-0 | CRAWFORD | 21,263 | A. ANISIMOV |
| 5 | 10/21 | @ Columbus | L | 3-2 | 2-3-0 | CRAWFORD | 15,789 | W. Karlsson |
| 6 | 10/22 | TORONTO | W (SO) | 5-4 | 3-3-0 | DARLING | 21,735 | A. PANARIN |
| 7 | 10/24 | CALGARY | L (SO) | 3-2 | 3-3-1 | CRAWFORD | 21,348 | K. Versteeg |
| 8 | 10/28 | @ New Jersey | W (OT) | 3-2 | 4-3-1 | CRAWFORD | 13,882 | A. ANISIMOV |
| 9 | 10/30 | LOS ANGELES | W | 3-0 | 5-3-1 | CRAWFORD | 21,329 | J. TOEWS |
| 10 | 11/01 | CALGARY | W | 5-1 | 6-3-1 | CRAWFORD | 21,166 | A. ANISIMOV |
| 11 | 11/03 | COLORADO | W | 4-0 | 7-3-1 | CRAWFORD | 21,580 | J. TOEWS |
| 12 | 11/05 | @ Dallas | W | 3-2 | 8-3-1 | CRAWFORD | 18,532 | P. KANE |
| 13 | 11/06 | DALLAS | W (OT) | 4-3 | 9-3-1 | DARLING | 21,901 | M. HOSSA |
| 14 | 11/09 | @ St. Louis | W (OT) | 2-1 | 10-3-1 | CRAWFORD | 18,704 | A. PANARIN |
| 15 | 11/11 | WASHINGTON | L (OT) | 3-2 | 10-3-2 | CRAWFORD (L)/DARLING | 22,075 | M. Johansson |
| 16 | 11/13 | MONTREAL | W | 3-2 | 11-3-2 | CRAWFORD | 21,762 | P. KANE |
| 17 | 11/15 | @ Winnipeg | L | 4-0 | 11-4-2 | CRAWFORD (L)/DARLING | 15,294 | J. Morrissey |
| 18 | 11/18 | @ Calgary | W | 3-2 | 12-4-2 | CRAWFORD | 18,691 | M. HOSSA |
| 19 | 11/19 | @ Vancouver | W (OT) | 4-3 | 13-4-2 | DARLING | 18,865 | M. HOSSA |
| 20 | 11/21 | @ Edmonton | L | 5-0 | 13-5-2 | CRAWFORD | 18,347 | O. Klefbom |
| 21 | 11/23 | @ San Jose | L | 2-1 | 13-6-2 | CRAWFORD | 17,501 | J. Ward |
| 22 | 11/25 | @ Anaheim | W | 3-2 | 14-6-2 | CRAWFORD | 17,174 | R. HARTMAN |
| 23 | 11/26 | @ Los Angeles | L (OT) | 2-1 | 14-6-3 | DARLING | 18,435 | J. Carter |
| 24 | 11/29 | FLORIDA | W (SO) | 2-1 | 15-6-3 | CRAWFORD | 21,475 | A. PANARIN |
| 25 | 12/01 | NEW JERSEY | W (OT) | 4-3 | 16-6-3 | CRAWFORD | 21,351 | M. HOSSA |
| 26 | 12/03 | @ Philadelphia | L | 3-1 | 16-7-3 | DARLING | 19,487 | I. Provorov |
| 27 | 12/04 | WINNIPEG | L | 2-1 | 16-8-3 | DARLING | 21,383 | A. Copp |
| 28 | 12/06 | ARIZONA | W | 4-0 | 17-8-3 | DARLING | 21,327 | A. ANISIMOV |
| 29 | 12/09 | NY RANGERS | L (OT) | 1-0 | 17-8-4 | DARLING | 21,770 | N. Holden |
| 30 | 12/11 | DALLAS | W | 3-1 | 18-8-4 | DARLING | 21,451 | A. ANISIMOV |
| 31 | 12/13 | @ NY Rangers | W | 2-1 | 19-8-4 | DARLING | 18,006 | A. ANISIMOV |
| 32 | 12/15 | @ NY Islanders | W | 5-4 | 20-8-4 | DARLING | 12,504 | R. PANIK |
| 33 | 12/17 | @ St. Louis | W | 6-4 | 21-8-4 | DARLING | 19,197 | V. HINOSTROZA |
| 34 | 12/18 | SAN JOSE | W | 4-1 | 22-8-4 | DARLING | 22,027 | R. HARTMAN |
| 35 | 12/20 | OTTAWA | L | 4-3 | 22-9-4 | DARLING | 21,614 | D. Phaneuf |
| 36 | 12/23 | COLORADO | L (OT) | 2-1 | 22-9-5 | CRAWFORD | 21,918 | N. MacKinnon |
| 37 | 12/27 | WINNIPEG | L | 3-1 | 22-10-5 | CRAWFORD | 22,117 | M. Scheifele |
| 38 | 12/29 | @ Nashville | W | 3-2 | 23-10-5 | CRAWFORD | 17,229 | P. KANE |
| 39 | 12/30 | @ Carolina | L | 3-2 | 23-11-5 | DARLING | 18,016 | J. McClement |
| 40 | 01/02 | @ St. Louis* | L | 4-1 | 23-12-5 | CRAWFORD | 46,556 | V. Tarasenko |
| 41 | 01/05 | BUFFALO | W (OT) | 4-3 | 24-12-5 | CRAWFORD | 21,824 | P. KANE |

* 2017 Winter Classic, played at Busch Stadium in St. Louis

SCHEDULE AND RESULTS

| GM | DATE | OPPONENT | RESULT | SCORE | RECORD | GOALIE | ATTENDANCE | GWG |
|----|-------|---------------|--------|-------|---------|----------------------|------------|-----------------|
| 42 | 01/06 | CAROLINA | W | 2-1 | 25-12-5 | DARLING | 21,822 | A. PANARIN |
| 43 | 01/08 | NASHVILLE | W | 5-2 | 26-12-5 | CRAWFORD | 21,658 | R. HARTMAN |
| 44 | 01/10 | DETROIT | W (OT) | 4-3 | 27-12-5 | CRAWFORD | 22,019 | D. KEITH |
| 45 | 01/13 | @ Washington | L | 6-0 | 27-13-5 | CRAWFORD (L)/DARLING | 18,506 | J. Beagle |
| 46 | 01/15 | MINNESOTA | L | 3-2 | 27-14-5 | CRAWFORD | 22,051 | J. Pominville |
| 47 | 01/17 | @ Colorado | W | 6-4 | 28-14-5 | CRAWFORD | 18,007 | V. HINOSTROZA |
| 48 | 01/20 | @ Boston | W | 1-0 | 29-14-5 | DARLING | 17,565 | M. HOSSA |
| 49 | 01/22 | @ Vancouver | W | 4-2 | 30-14-5 | CRAWFORD | 21,689 | J. TOEWS |
| 50 | 01/24 | TAMPA BAY | L | 5-2 | 30-15-5 | CRAWFORD | 21,617 | T. Johnson |
| 51 | 01/26 | WINNIPEG | L | 5-3 | 30-16-5 | DARLING | 21,746 | B. Little |
| 52 | 01/31 | @ San Jose | L | 3-1 | 30-17-5 | CRAWFORD | 17,424 | T. Hertl |
| 53 | 02/02 | @ Arizona | W | 4-3 | 31-17-5 | CRAWFORD | 17,125 | A. PANARIN |
| 54 | 02/04 | @ Dallas | W | 5-3 | 32-17-5 | CRAWFORD | 18,532 | T. VAN RIEMSDYK |
| 55 | 02/08 | @ Minnesota | W (OT) | 4-3 | 33-17-5 | CRAWFORD | 19,326 | J. TOEWS |
| 56 | 02/10 | @ Winnipeg | W | 5-2 | 34-17-5 | CRAWFORD | 15,294 | D. KEITH |
| 57 | 02/11 | @ Edmonton | W | 5-1 | 35-17-5 | DARLING | 18,347 | P. KANE |
| 58 | 02/18 | EDMONTON | L | 3-1 | 35-18-5 | CRAWFORD | 22,075 | M. Lucic |
| 59 | 02/19 | @ Buffalo | W | 5-1 | 36-18-5 | DARLING | 19,070 | M. HOSSA |
| 60 | 02/21 | @ Minnesota | W | 5-3 | 37-18-5 | CRAWFORD | 19,333 | J. TOEWS |
| 61 | 02/23 | ARIZONA | W | 6-3 | 38-18-5 | CRAWFORD | 21,781 | M. ROZSIVAL |
| 62 | 02/26 | ST. LOUIS | W | 4-2 | 39-18-5 | DARLING | 21,961 | A. ANISIMOV |
| 63 | 03/01 | PITTSBURGH | W | 4-1 | 40-18-5 | DARLING | 22,012 | R. PANIK |
| 64 | 03/03 | NY ISLANDERS | W (SO) | 2-1 | 41-18-5 | CRAWFORD | 21,883 | J. TOEWS |
| 65 | 03/04 | @ Nashville | W | 5-3 | 42-18-5 | CRAWFORD | 17,297 | B. CAMPBELL |
| 66 | 03/09 | ANAHEIM | L | 1-0 | 42-19-5 | CRAWFORD | 21,838 | C. Perry |
| 67 | 03/10 | @ Detroit | L | 4-2 | 42-20-5 | CRAWFORD | 20,027 | T. Tatar |
| 68 | 03/12 | MINNESOTA | W | 4-2 | 43-20-5 | CRAWFORD | 22,147 | T. VAN RIEMSDYK |
| 69 | 03/14 | @ Montreal | W | 4-2 | 44-20-5 | CRAWFORD | 21,288 | A. PANARIN |
| 70 | 03/16 | @ Ottawa | W | 2-1 | 45-20-5 | DARLING | 18,638 | R. PANIK |
| 71 | 03/18 | @ Toronto | W (OT) | 2-1 | 46-20-5 | CRAWFORD | 19,505 | R. HARTMAN |
| 72 | 03/19 | COLORADO | W | 6-3 | 47-20-5 | DARLING | 22,070 | A. PANARIN |
| 73 | 03/21 | VANCOUVER | L (OT) | 5-4 | 47-20-6 | CRAWFORD/DARLING (L) | 21,607 | D. Sedin |
| 74 | 03/23 | DALLAS | W (SO) | 3-2 | 48-20-6 | CRAWFORD | 21,798 | A. PANARIN |
| 75 | 03/25 | @ Florida | L | 7-0 | 48-21-6 | CRAWFORD (L)/DARLING | 18,625 | A. Barkov |
| 76 | 03/27 | @ Tampa Bay | L (OT) | 5-4 | 48-21-7 | DARLING | 19,092 | Y. Gourde |
| 77 | 03/29 | @ Pittsburgh | W | 5-1 | 49-21-7 | CRAWFORD | 18,657 | R. PANIK |
| 78 | 03/31 | COLUMBUS | W | 3-1 | 50-21-7 | CRAWFORD | 22,112 | M. HOSSA |
| 79 | 04/02 | BOSTON | L | 3-2 | 50-22-7 | CRAWFORD | 22,131 | K. Miller |
| 80 | 04/04 | @ Colorado | L (OT) | 4-3 | 50-22-8 | DARLING | 16,203 | E. Johnson |
| 81 | 04/06 | @ Anaheim | L | 4-0 | 50-23-8 | CRAWFORD | 16,462 | C. Perry |
| 82 | 04/08 | @ Los Angeles | L (OT) | 3-2 | 50-23-9 | CRAWFORD | 18,230 | D. Doughty |

LEADERSHIP

PLAYERS

2016-17

OPPONENTS

TRADITION

RECORDS

PLAYOFFS

HISTORY

MINORS

NHL

MEDIA

FINAL TEAM SCORING

| LEADERSHIP | PLAYERS | 2016-17 | OPPONENTS | TRADITION | RECORDS | PLAYOFFS | HISTORY | MINORS | NHL | MEDIA |
|------------|---------|---------|-----------|-----------|---------|----------|---------|--------|-----|-------|
|------------|---------|---------|-----------|-----------|---------|----------|---------|--------|-----|-------|

| PLAYER | POS | GP | G | A | P | +/- | PIM | TOI/G | PPG | PPA | SHG | SHA | SOG | SH% |
|---------------------|------|----|----|-----|------|-------|-------|-------|-----|-----|-------|-----|-----|------|
| Patrick Kane | RW | 82 | 34 | 55 | 89 | 11 | 32 | 21:23 | 7 | 16 | 0 | 0 | 292 | 11.6 |
| Artemi Panarin | LW | 82 | 31 | 43 | 74 | 18 | 21 | 19:28 | 9 | 8 | 0 | 0 | 211 | 14.7 |
| Jonathan Toews | C | 72 | 21 | 37 | 58 | 7 | 35 | 20:09 | 6 | 11 | 0 | 0 | 199 | 10.6 |
| Duncan Keith | D | 80 | 6 | 47 | 53 | 22 | 16 | 25:37 | 2 | 13 | 0 | 0 | 183 | 3.3 |
| Marian Hossa | RW | 73 | 26 | 19 | 45 | 7 | 8 | 16:51 | 5 | 6 | 1 | 0 | 167 | 15.6 |
| Artem Anisimov | C | 64 | 22 | 23 | 45 | 9 | 30 | 17:50 | 4 | 4 | 0 | 0 | 105 | 21.0 |
| Richard Panik | RW | 82 | 22 | 22 | 44 | 14 | 58 | 14:44 | 4 | 5 | 0 | 0 | 155 | 14.2 |
| Brent Seabrook | D | 79 | 3 | 36 | 39 | 5 | 26 | 21:53 | 2 | 12 | 0 | 0 | 131 | 2.3 |
| Ryan Hartman | RW | 76 | 19 | 12 | 31 | 13 | 70 | 12:46 | 1 | 0 | 0 | 0 | 170 | 11.2 |
| Nick Schmaltz | C/LW | 61 | 6 | 22 | 28 | 10 | 6 | 13:15 | 0 | 2 | 0 | 0 | 66 | 9.1 |
| Niklas Hjalmarsson | D | 73 | 5 | 13 | 18 | 12 | 20 | 21:29 | 0 | 0 | 0 | 1 | 61 | 8.2 |
| Marcus Kruger | C | 70 | 5 | 12 | 17 | 7 | 34 | 14:01 | 0 | 0 | 0 | 0 | 83 | 6.0 |
| Brian Campbell | D | 80 | 5 | 12 | 17 | 12 | 24 | 18:25 | 2 | 3 | 0 | 0 | 74 | 6.8 |
| Tanner Kero | C | 47 | 6 | 10 | 16 | 15 | 8 | 13:29 | 0 | 0 | 0 | 0 | 60 | 10.0 |
| Trevor van Riemsdyk | D | 58 | 5 | 11 | 16 | 17 | 29 | 18:24 | 0 | 0 | 0 | 0 | 73 | 6.8 |
| Vinnie Hinostroza | LW | 49 | 6 | 8 | 14 | -1 | 17 | 11:58 | 0 | 0 | 0 | 0 | 76 | 7.9 |
| Dennis Rasmussen | C | 68 | 4 | 4 | 8 | -4 | 12 | 11:49 | 0 | 0 | 0 | 0 | 77 | 5.2 |
| Michal Kempny | D | 50 | 2 | 6 | 8 | 1 | 22 | 14:57 | 0 | 0 | 0 | 0 | 67 | 3.0 |
| Tyler Motte | LW | 33 | 4 | 3 | 7 | 2 | 14 | 11:23 | 0 | 0 | 0 | 0 | 46 | 8.7 |
| Gustav Forsling | D | 38 | 2 | 3 | 5 | 3 | 4 | 14:49 | 0 | 1 | 0 | 0 | 48 | 4.2 |
| John Hayden | LW | 12 | 1 | 3 | 4 | 3 | 4 | 11:41 | 0 | 0 | 0 | 0 | 22 | 4.5 |
| Jordin Tootoo | RW | 50 | 2 | 1 | 3 | -6 | 28 | 6:44 | 0 | 0 | 0 | 0 | 43 | 4.7 |
| Michal Rozsival | D | 22 | 1 | 2 | 3 | -3 | 14 | 15:29 | 0 | 0 | 0 | 0 | 16 | 6.3 |
| Johnny Oduya | D | 15 | 1 | 1 | 2 | -2 | 8 | 18:31 | 0 | 0 | 0 | 0 | 13 | 7.7 |
| Tomas Jurco | LW | 13 | 1 | 0 | 1 | -4 | 2 | 11:22 | 0 | 0 | 0 | 0 | 23 | 4.3 |
| Andrew Desjardins | LW | 46 | 0 | 1 | 1 | -6 | 22 | 9:24 | 0 | 0 | 0 | 0 | 46 | 0.0 |
| Spencer Abbott | LW | 1 | 0 | 0 | 0 | 0 | 0 | 8:34 | 0 | 0 | 0 | 0 | 1 | 0.0 |
| | | | | | | | | | | | | | | |
| GOALTENDER | GP | W | L | OTL | GAA | TOI | SV | SV% | SO | GA | SA | PIM | | |
| Corey Crawford | 55 | 32 | 18 | 4 | 2.55 | 3,247 | 1,553 | .918 | 2 | 138 | 1,691 | 2 | | |
| Scott Darling | 32 | 18 | 5 | 5 | 2.38 | 1,689 | 810 | .924 | 2 | 67 | 877 | 0 | | |

HOME/ROAD SCORING

| PLAYER | HOME | | | | |
|---------------------|------|----|----|----|-----|
| | GP | G | A | P | +/- |
| Patrick Kane | 41 | 20 | 31 | 51 | 20 |
| Artemi Panarin | 41 | 15 | 19 | 34 | 12 |
| Jonathan Toews | 35 | 10 | 19 | 29 | 7 |
| Duncan Keith | 41 | 4 | 25 | 29 | 13 |
| Marian Hossa | 38 | 16 | 10 | 26 | 5 |
| Artem Anisimov | 31 | 14 | 11 | 25 | 13 |
| Richard Panik | 41 | 13 | 11 | 24 | 12 |
| Brent Seabrook | 39 | 1 | 20 | 21 | 11 |
| Ryan Hartman | 37 | 9 | 8 | 17 | 11 |
| Nick Schmaltz | 28 | 3 | 11 | 14 | 1 |
| Brian Campbell | 40 | 3 | 8 | 11 | 19 |
| Niklas Hjalmarsson | 37 | 3 | 8 | 11 | 10 |
| Trevor van Riemsdyk | 28 | 1 | 7 | 8 | 11 |
| Tanner Kero | 22 | 3 | 4 | 7 | 7 |
| Marcus Kruger | 34 | 2 | 4 | 6 | 5 |
| Tyler Motte | 19 | 3 | 2 | 5 | 3 |
| Vinnie Hinostroza | 25 | 1 | 4 | 5 | -1 |
| Dennis Rasmussen | 35 | 2 | 2 | 4 | -1 |
| John Hayden | 5 | 0 | 3 | 3 | 4 |
| Jordin Tootoo | 28 | 1 | 1 | 2 | -1 |
| Gustav Forsling | 20 | 1 | 1 | 2 | 3 |
| Michal Rozsival | 12 | 1 | 1 | 2 | -2 |
| Michal Kempny | 25 | 0 | 1 | 1 | 0 |
| Johnny Oduya | 6 | 0 | 1 | 1 | -2 |
| Andrew Desjardins | 23 | 0 | 0 | 0 | -1 |
| Tomas Jurco | 6 | 0 | 0 | 0 | -2 |
| Spencer Abbott | 1 | 0 | 0 | 0 | 0 |

| GOALTENDER | GP | MINS | W-L-OT | GAA | SO |
|----------------|----|-------|--------|------|----|
| Corey Crawford | 27 | 1,607 | 16-7-3 | 2.24 | 2 |
| Scott Darling | 16 | 864 | 10-3-2 | 2.15 | 1 |

| PLAYER | ROAD | | | | |
|---------------------|------|----|----|----|-----|
| | GP | G | A | P | +/- |
| Artemi Panarin | 41 | 16 | 24 | 40 | 6 |
| Patrick Kane | 41 | 14 | 24 | 38 | -9 |
| Jonathan Toews | 37 | 11 | 18 | 29 | 0 |
| Duncan Keith | 39 | 2 | 22 | 24 | 9 |
| Richard Panik | 41 | 9 | 11 | 20 | 2 |
| Artem Anisimov | 33 | 8 | 12 | 20 | -4 |
| Marian Hossa | 35 | 10 | 9 | 19 | 2 |
| Brent Seabrook | 40 | 2 | 16 | 18 | -6 |
| Ryan Hartman | 39 | 10 | 4 | 14 | 2 |
| Nick Schmaltz | 33 | 3 | 11 | 14 | 9 |
| Marcus Kruger | 36 | 3 | 8 | 11 | 2 |
| Vinnie Hinostroza | 24 | 5 | 4 | 9 | 0 |
| Tanner Kero | 25 | 3 | 6 | 9 | 8 |
| Trevor van Riemsdyk | 30 | 4 | 4 | 8 | 6 |
| Niklas Hjalmarsson | 36 | 2 | 5 | 7 | 2 |
| Michal Kempny | 25 | 2 | 5 | 7 | 1 |
| Brian Campbell | 40 | 2 | 4 | 6 | -7 |
| Dennis Rasmussen | 33 | 2 | 2 | 4 | -3 |
| Gustav Forsling | 18 | 1 | 2 | 3 | 0 |
| Tyler Motte | 14 | 1 | 1 | 2 | -1 |
| Jordin Tootoo | 22 | 1 | 0 | 1 | -5 |
| Johnny Oduya | 9 | 1 | 0 | 1 | 0 |
| John Hayden | 7 | 1 | 0 | 1 | -1 |
| Tomas Jurco | 7 | 1 | 0 | 1 | -2 |
| Andrew Desjardins | 23 | 0 | 1 | 1 | -5 |
| Michal Rozsival | 10 | 0 | 1 | 1 | -1 |

| GOALTENDER | GP | MINS | W-L-OT | GAA | SO |
|----------------|----|-------|---------|------|----|
| Corey Crawford | 28 | 1,640 | 16-11-1 | 2.85 | 0 |
| Scott Darling | 16 | 825 | 8-2-3 | 2.62 | 1 |

| |
|------------|
| LEADERSHIP |
| PLAYERS |
| 2016-17 |
| OPPONENTS |
| TRADITION |
| RECORDS |
| PLAYOFFS |
| HISTORY |
| MINORS |
| NHL |
| MEDIA |

REGULAR-SEASON GAME SUMMARIES



LEADERSHIP

PLAYERS

2016-17

OPPONENTS

TRADITION

RECORDS

PLAYOFFS

HISTORY

MINORS

NHL

MEDIA

Blues 5, BLACKHAWKS 2 - United Center (10/12/16)

The Blackhawks opened the 2016-17 campaign with a 5-2 loss to the St. Louis Blues. **RYAN HARTMAN** netted his first career National Hockey League tally. **RICHARD PANIK** also registered a goal for Chicago. Kevin Shattenkirk, Vladimir Tarasenko (2G), Paul Stastny and Scottie Upshall all scored for the Blues. **COREY CRAWFORD** stopped 29 of 32 shots, while Jake Allen made 17 of 19 saves. Chicago went 1-for-4 with the man advantage. St. Louis capitalized on three of their five chances on the power play.

Predators 3, BLACKHAWKS 2 - Bridgestone Arena (10/14/16)

The Blackhawks dropped a 3-2 decision to the Nashville Predators in their first road tilt of the season. **MARCUS KRUGER** and **NIKLAS HJALMARSSON** each tallied for Chicago. P.K. Subban, Roman Josi and Mike Fisher all picked up goals for Nashville. **COREY CRAWFORD** made 24 of 27 saves, while Pekka Rinne made 22 saves. The Blackhawks were blanked on all four power-play opportunities. The Predators converted three of their six chances with the man advantage.

BLACKHAWKS 5, Predators 3 - United Center (10/15/16)

The Blackhawks picked up their first victory of the season with a 5-3 win over the Nashville Predators. **RICHARD PANIK** notched his first career hat trick, while **NICK SCHMALTZ** and **BRENT SEABROOK** also tallied for Chicago. Colin Wilson, Craig Smith and Viktor Arvidsson scored for the Predators. **SCOTT DARLING** turned aside 33 of 36 shots in his first start of the season. Marek Mazanec stopped 22 of 27 shots. Chicago went 2-for-3 on the power play, while Nashville went 1-for-2 with the man advantage.

BLACKHAWKS 7, Flyers 4 - United Center (10/18/16)

The Blackhawks recorded a season-high seven goals in a 7-4 victory over the Philadelphia Flyers. **PATRICK KANE**, **DENNIS RASMUSSEN**, **MARIAN HOSSA**, **ARTEMI PANARIN** (2G) and **ARTEM ANISIMOV** (2G) all scored for Chicago; Hossa's tally was his 500th career NHL tally. Matt Read (2G), Sean Couturier and Wayne Simmonds all recorded goals for the Flyers. **COREY CRAWFORD** stopped 23 shots, while Michal Neuvirth allowed four goals on 16 shots before being replaced by Steve Mason in the second period; Mason turned aside 9 of 11 shots. The Blackhawks converted two of their three power-play opportunities. The Flyers went 2-for-4 on the power play.

Blue Jackets 3, BLACKHAWKS 2 - Nationwide Arena (10/21/16)

The Blackhawks fell 3-2 to the Columbus Blue Jackets at Nationwide Arena. **TYLER MOTTE** picked up his first career NHL goal. **RICHARD PANIK** added his fifth goal of the campaign. Zach Werenski, Nick Foligno and William Karlsson scored for the Blue Jackets. **COREY CRAWFORD** made 25 saves for Chicago. Sergei Bobrovsky stopped 32 of 34 shots for Columbus. The Blackhawks failed to convert on four power-play chances, while Columbus scored on both of their opportunities with the man advantage.

BLACKHAWKS 5, Maple Leafs 4 (SO) - United Center (10/22/16)

The Blackhawks posted a 5-4 shootout victory over the Toronto Maple Leafs. **ARTEM ANISIMOV** (2G), **TYLER MOTTE** and **RICHARD PANIK** all scored in regulation before **ARTEMI PANARIN** notched the winner in the shootout. Tyler Bozak, William Nylander (2G) and James van Riemsdyk scored for Toronto. **SCOTT DARLING** picked up his second win of the season after making 30 saves. Frederik Anderson stopped 31 shots in the loss. The Blackhawks went 0-for-6 on the power play, while the Maple Leafs converted one of their two chances with the man advantage.

Flames 3, BLACKHAWKS 2 (SO) - United Center (10/24/16)

The Blackhawks played their second consecutive game that ended in a shootout, this time falling 3-2 to the Calgary Flames. **PATRICK KANE** and **BRIAN CAMPBELL** recorded markers for the home team. Sam Bennett and Sean Monahan scored in regulation, while Kris Versteeg added the winner in the shootout. **COREY CRAWFORD** stopped 29 of 31 shots. Brian Elliot turned aside 31 shots for the Flames. Chicago couldn't convert on their two power-play chances, while Calgary went 2-for-5 with the man advantage.

BLACKHAWKS 3, Devils 2 (OT) - Prudential Center (10/28/16)

The Blackhawks skated in their third straight game that required extra time, defeating the New Jersey Devils 3-2 in overtime. **ARTEMI PANARIN** and **MARIAN HOSSA** tallied in regulation, while **ARTEM ANISIMOV** added the game-winner in overtime. P.A. Parenteau and John Moore tallied for the Devils. **COREY CRAWFORD** made 30 saves for the Blackhawks. Keith Kinkaid stopped 26 shots for New Jersey. Chicago went 2-for-5 with the man advantage, while New Jersey capitalized on one of their four opportunities with the man advantage.

BLACKHAWKS 3, Kings 0 - United Center (10/30/16)

The Blackhawks posted their first shutout of the season with a 3-0 victory over the Los Angeles Kings. **JONATHAN TOEWS**, **ARTEM ANISIMOV** and **MARIAN HOSSA** all lit the lamp for Chicago. **COREY CRAWFORD** stopped all 32 shots he faced, registering the 20th shutout of his career. Peter Budaj turned aside 26 of 28 shots for the Kings. Chicago took advantage of two of their seven opportunities with the man advantage, while Los Angeles failed to capitalize on their two power-play chances.

BLACKHAWKS 5, Flames 1 - United Center (11/01/16)

Four third-period goals powered the Blackhawks to a 5-1 victory over the Calgary Flames. **PATRICK KANE**, **ARTEM ANISIMOV**, **TYLER MOTTE**, **ARTEMI PANARIN** and **NIKLAS HJALMARSSON** all recorded goals for Chicago. Michael Frolik netted the lone tally for the Flames. **COREY CRAWFORD** stopped 33 of 34 shots, while Brian Elliot allowed four goals on 21 shots. The Blackhawks went 1-for-4 on the power play. The Flames failed to record a goal in four chances with the man advantage.

BLACKHAWKS 4, Avalanche 0 - United Center (11/03/16)

COREY CRAWFORD stopped 38 shots to post his second shutout in three starts as Chicago defeated the Colorado Avalanche 4-0. **JONATHAN TOEWS**, **MARIAN HOSSA** (2G) and **ARTEMI PANARIN** tallied for the Blackhawks. Semyon Varlamov made 17 saves for the Avalanche. The Blackhawks went 0-for-2 on the power play, while Colorado went 0-for-3.

BLACKHAWKS 3, Stars 2 - American Airlines Center (11/05/16)

Chicago defeated the Stars 3-2 in Dallas. **JONATHAN TOEWS**, **RYAN HARTMAN** and **PATRICK KANE** recorded markers for the Blackhawks. Brett Ritchie and Curtis McKenzie scored for the Stars. **COREY CRAWFORD** won his fifth straight start, making 31 saves. Kari Lehtonen turned aside 30 of 32 shots for Dallas. The Blackhawks went 1-for-6 on the power play, while the Stars were unsuccessful in three chances with the man advantage.

BLACKHAWKS 4, Stars 3 (OT) - United Center (11/06/16)

The Blackhawks defeated the Dallas Stars for the second time in as many nights with a 4-3 victory in overtime. **MARIAN HOSSA** netted the overtime game-winner after **PATRICK KANE**, **JONATHAN TOEWS** and **ARTEM ANISIMOV** scored in regulation. Tyler Seguin and Gemel Smith (2G) tallied for Dallas. **SCOTT DARLING** made 32 saves for Chicago, while Kari Lehtonen stopped 29 shots. The Blackhawks failed on their four opportunities with the man advantage. The Stars went 1-for-4 on the power play.

LEADERSHIP

PLAYERS

2016-17

OPPONENTS

TRADITION

RECORDS

PLAYOFFS

HISTORY

MINORS

NHL

MEDIA

REGULAR-SEASON GAME SUMMARIES

BLACKHAWKS 2, Blues 1 (OT) - Scottrade Center (11/09/16)

ARTEMI PANARIN powered the Blackhawks to their seventh consecutive win with the game-winning goal in overtime in a 2-1 victory over the St. Louis Blues. **MARIAN HOSSA** notched a goal in regulation for the Blackhawks. Alex Pietrangelo recorded the lone marker for the Blues. **COREY CRAWFORD** made 27 saves, while Jake Allen turned aside 28 shots. Chicago went 0-for-5 on the power play. St. Louis went 0-for-3 with the man advantage.

Capitals 3, BLACKHAWKS 2 (OT) - United Center (11/11/16)

The Blackhawks saw their seven-game win streak come to an end with a 3-2 overtime loss to the Washington Capitals. **BRIAN CAMPBELL** and **MARIAN HOSSA** scored for the Blackhawks. Jay Beagle potted two goals for Washington in regulation, while Marcus Johansson netted the game-winning goal in overtime. **COREY CRAWFORD** made 24 saves for the Blackhawks. Braden Holtby stopped 32 shots in the victory. Chicago went 1-for-2 with the man advantage, while the Capitals did not have a power-play opportunity.

BLACKHAWKS 3, Canadiens 2 - United Center (11/13/16)

GUSTAV FORSLING netted his first career NHL goal in the Blackhawks' 3-2 victory over the Montreal Canadiens. **MARIAN HOSSA** and **PATRICK KANE** also recorded tallies for Chicago. Shea Weber and Andrei Markov scored for the Canadiens. **COREY CRAWFORD** made 21 saves, while Al Montoya stopped 32 of 35 shots for Montreal. The Blackhawks failed to capitalize on their two opportunities with the man advantage, while the Canadiens went 1-for-2 on the power play.

Jets 4, BLACKHAWKS 0 - MTS Centre (11/15/16)

The Blackhawks were shut out for the first time all season, falling to the Winnipeg Jets 4-0. Jake Morrissey, Chris Thorburn, Patrik Laine and Nic Petan lit the lamp for the Jets. **COREY CRAWFORD** allowed four goals on 22 shots before being replaced by **SCOTT DARLING**, who stopped two shots. Connor Hellebuyck made 27 saves. The Blackhawks went 0-for-3 with the man advantage, while the Jets did not score on their lone opportunity with the man advantage.

BLACKHAWKS 3, Flames 2 - Scotiabank Saddledome (11/18/16)

The Blackhawks came away with a 3-2 victory over the Calgary Flames. **RYAN HARTMAN**, **BRENT SEABROOK** and **MARIAN HOSSA** scored for the Blackhawks, while Sam Bennett and Sean Monahan recorded tallies for the Flames. **COREY CRAWFORD** stopped 28 of 30 shots. Chad Johnson made 21 saves for Calgary. Chicago scored on their only chance with the man advantage, while the Flames did not score on their five power-play chances.

BLACKHAWKS 4, Canucks 3 (OT) - Rogers Arena (11/19/16)

MARIAN HOSSA capped a thrilling comeback with the overtime game-winner as the Blackhawks defeated the Vancouver Canucks 4-3. It was the first time Chicago had overcome a three-goal deficit in the third period to win since Nov. 24, 1995 (5-4 OT at ANA). **ARTEMI PANARIN**, **VINNIE HINOSTROZA** and **RYAN HARTMAN** scored in regulation. Loui Eriksson, Bo Horvat and Brandon Sutter scored for the Canucks. **SCOTT DARLING** made 24 stops, while Jacob Markstrom turned aside 28 of 32 shots. Chicago went 0-for-3 on the power play, while the Canucks went 1-for-2 with the man advantage.

Oilers 5, BLACKHAWKS 0 - Rogers Place (11/21/16)

The Blackhawks dropped their second game of the Circus Trip, losing to Edmonton 5-0. Oscar Klefbom, Leon Draisaitl (2G), Andrej Sekera and Anton Slepyshev scored for the Oilers. **COREY CRAWFORD** allowed five goals on 27 shots. Cam Talbot posted the shutout by making 31 saves. The Blackhawks couldn't convert on their two power-play chances, while the Oilers went 2-for-4 on the man advantage.

Sharks 2, BLACKHAWKS 1 - SAP Center (11/23/16)

San Jose handed Chicago their second straight loss, beating the Blackhawks 2-1. **ARTEMI PANARIN** recorded the lone tally for the Blackhawks. Logan Couture and Joel Ward scored for the Sharks. **COREY CRAWFORD** made 33 saves, while Martin Jones stopped 33 of 34 shots. Chicago went 0-for-2 with the man advantage, while the Sharks went 1-for-4 on the power play.

BLACKHAWKS 3, Ducks 2 - Honda Center (11/25/16)

The Blackhawks got back in the win column with a 3-2 result over the Anaheim Ducks. **ARTEM ANISIMOV**, **PATRICK KANE** and **RYAN HARTMAN** lit the lamp for Chicago. Nick Ritchie and Jakob Silfverberg scored for the Ducks. **COREY CRAWFORD** stopped 34 shots, while John Gibson made 22 saves in the loss. The Blackhawks went 1-for-2 on the power play. The Ducks failed to convert on their two chances with the man advantage.

Kings 2, BLACKHAWKS 1 (OT) - STAPLES Center (11/26/16)

The Blackhawks concluded their Circus Trip with a 2-1 overtime loss to the Kings. **PATRICK KANE** notched the only marker for Chicago. Alec Martinez scored in regulation, while Jeff Carter added the winner in the extra session. **SCOTT DARLING** turned aside 27 of 29 shots, while Peter Budaj picked up the victory, making 18 saves. Both teams went 0-for-3 on the power play.

LEADERSHIP

PLAYERS

2016-17

OPPONENTS

TRADITION

RECORDS

PLAYOFFS

HISTORY

MINORS

NHL

MEDIA

**BLACKHAWKS 2, Panthers 1 (SO) - United Center (11/29/16)**

Back on home ice, the Blackhawks defeated the Panthers 2-1 in a shootout. **RICHARD PANIK** scored in regulation before **ARTEMI PANARIN** notched the game-deciding goal in the shootout. Jaromir Jagr netted the lone tally for Florida. **COREY CRAWFORD** set aside 38 of 39 shots, while Roberto Luongo made 32 saves. The Blackhawks failed to convert on their two power-play chances. The Panthers scored once on three opportunities with the man advantage.

BLACKHAWKS 4, Devils 3 (OT) United Center (12/01/16)

The Blackhawks dispatched the Devils 4-3 in overtime. **MARCUS KRUGER**, **ARTEM ANISIMOV** and **NIKLAS HJALMARSSON** scored in regulation before **MARIAN HOSSA** netted the game-winner in overtime. Travis Zajac recorded his second career hat trick in the loss. **COREY CRAWFORD** made 30 of 33 saves, while Cory Schneider stopped 29 shots for the Devils. Chicago went 0-for-4 on the power play. New Jersey converted one of their two opportunities with the man advantage.

Flyers 3, BLACKHAWKS 1 - Wells Fargo Center (12/03/16)

ARTEMI PANARIN notched the lone tally for Chicago in a 3-1 loss to Philadelphia. Ivan Provorov (2G) and Brayden Schenn scored for Philadelphia. **SCOTT DARLING** made 27 saves. Steve Mason stopped 26 of 27 shots. The Blackhawks went 0-for-1 with the man advantage, while the Flyers were 0-for-3 on the power play.

Jets 2, BLACKHAWKS 1 - United Center (12/04/16)

The Blackhawks dropped a second consecutive game, losing 2-1 to the Jets. **ARTEMI PANARIN** lit the lamp for the second straight game, while Bryan Little and Andrew Copp scored for Winnipeg. **SCOTT DARLING** turned aside 30 shots. Connor Hellebuyck made 25 of 26 saves in the win. The Blackhawks were 0-for-3 on the power play, while the Jets went 1-for-2 with the man advantage.

BLACKHAWKS 4, Coyotes 0 - United Center (12/06/16)

The Blackhawks snapped a two-game losing streak with a 4-0 victory over the Arizona Coyotes. **SCOTT DARLING** earned his first shutout of the season with a 22-save performance. **MARIAN HOSSA** (2G), **ARTEM ANISIMOV**, and **DENNIS RASMUSSEN** provided the goals for Chicago. The Blackhawks cashed in on one of their three power-play opportunities while holding Arizona off the board on two chances with the man advantage.

Rangers 1, BLACKHAWKS 0 (OT) - United Center (12/09/16)

The Blackhawks came up short 1-0 in overtime in a goaltending duel against the Rangers. **SCOTT DARLING** nearly recorded his second consecutive shutout with 36 stops, but Antti Raanta got the best of his former team by stopping all 26 shots. Nick Holden provided the game's only goal 55 seconds into the overtime period. Chicago didn't convert on their only power-play chance, and New York went 0-for-2 with the man advantage.

LEADERSHIP

PLAYERS

2016-17

OPPONENTS

TRADITION

RECORDS

PLAYOFFS

HISTORY

MINORS

NHL

MEDIA

REGULAR-SEASON GAME SUMMARIES

| |
|------------|
| LEADERSHIP |
| PLAYERS |
| 2016-17 |
| OPPONENTS |
| TRADITION |
| RECORDS |
| PLAYOFFS |
| HISTORY |
| MINORS |
| NHL |
| MEDIA |

BLACKHAWKS 3, Stars 1 - United Center (12/11/16)

Chicago wrapped up a four-game homestand with a 3-1 victory over the Dallas Stars. **MARIAN HOSSA**, **ARTEM ANISIMOV** and **ARTEMI PANARIN** each recorded goals for Chicago. **SCOTT DARLING** made 23 saves in his fifth straight start. Devin Shore netted the Stars' lone goal. Chicago finished 1-for-3 with the man advantage and killed off both Stars power plays.

BLACKHAWKS 2, Rangers 1 - Madison Square Garden (12/13/16)

The Blackhawks defeated the New York Rangers 2-1 as **TREVOR VAN RIEMSDYK** scored his first goal of the campaign and **ARTEM ANISIMOV** tallied the game-winner late in the second period. Jesper Fast tallied New York's only goal. **SCOTT DARLING** stopped 33 shots, while Antti Raanta made 24 saves. Chicago went 0-for-1 on the power play and were not shorthanded in the tilt.

BLACKHAWKS 5, Islanders 4 - Barclays Center (12/15/16)

Chicago overcame an early 2-0 deficit to knock off the New York Islanders 5-4. **ARTEMI PANARIN** led the way for Chicago with two goals, while **ARTEM ANISIMOV**, **MARIAN HOSSA** and **RICHARD PANIK** each scored. New York's tallies came from Andrew Ladd, Casey Cizikas, Ryan Strome and Anders Lee. **SCOTT DARLING** turned away 28 of 32 shots, while Thomas Greiss stopped 27 shots. Chicago's power play converted on all three opportunities, while the penalty kill stopped both Islanders chances.

BLACKHAWKS 6, Blues 4 - Scottrade Center (12/17/16)

Chicago won its third straight game on the road and fourth overall with a 6-4 victory in St. Louis. **VINNIE HINOSTROZA** notched the game-winner with 4:25 remaining in regulation, while **ARTEMI PANARIN** (1G, 2A) and **PATRICK KANE** (1G, 1A) posted multi-point efforts. Patrik Berglund (2G), Kyle Brodziak and Alex Pietrangelo scored for the Blues. **SCOTT DARLING** turned aside 23 of 27 shots in his eighth straight start. Jake Allen stopped 30 of 35 shots. Chicago went 0-for-3 on the power play and did not have to kill a penalty.

BLACKHAWKS 4, Sharks 1 - United Center (12/18/16)

The Blackhawks earned their fifth consecutive win by knocking off the San Jose Sharks 4-1, marking their second time stringing together five wins in a row. Joe Pavelski started the scoring for San Jose, but Chicago responded with four unanswered goals from **DUNCAN KEITH**, **RYAN HARTMAN**, **VINNIE HINOSTROZA** and **PATRICK KANE**. **SCOTT DARLING** made 33 saves to pick up his 10th victory of the season. Martin Jones stopped 22 of 25 shots. Both teams finished the night 0-for-2 on the power play.

Senators 4, BLACKHAWKS 3 - United Center (12/20/16)

Ottawa defeated the Blackhawks 4-3 for their first win at the United Center since March 28, 2001. Chicago scored in each period, with goals coming from **ARTEMI PANARIN**, **TYLER MOTTE** and **RICHARD PANIK**. Bobby Ryan, Derick Brassard, Tom Pyatt and Dion Phaneuf tallied for Ottawa. **SCOTT DARLING** was denied a sixth straight win after stopping 26 of 30 shots. Mike Condon registered 23 saves to earn the win. Chicago converted one of their three power-play attempts, while Ottawa finished 1-for-5 with the man advantage.

Avalanche 2, BLACKHAWKS 1 (OT) - United Center (12/23/16)

The Blackhawks dropped a 2-1 decision in overtime to the Colorado Avalanche. **JONATHAN TOEWS** scored Chicago's lone goal of the contest. Mikko Rantanen and Nathan MacKinnon (GWG) tallied for the Avalanche. **COREY CRAWFORD** stopped 32 shots in his first start since Dec. 1. Calvin Pickard made 38 saves for Colorado. The Blackhawks went 1-for-4 on the power play and held Colorado off the board on their only attempt.

Jets 3, BLACKHAWKS 1 - United Center (12/27/16)

Winnipeg defeated Chicago 3-1 for their third straight win against the Blackhawks. **ARTEM ANISIMOV** recorded the Blackhawks' lone goal. Connor Hellebuyck made 34 saves for Winnipeg, while Blake Wheeler, Mark Scheifele and Drew Stafford provided the offense. **COREY CRAWFORD** turned aside 31 of 34 shots. Chicago was 0-for-3 on the power play, and Winnipeg did not convert their one opportunity with the man advantage.

BLACKHAWKS 3, Predators 2 - Bridgestone Arena (12/29/16)

The Blackhawks extended their victorious road streak to four games with a 3-2 win over the Nashville Predators. **PATRICK KANE** tallied the game-winning goal and added an assist to reach 700 career points. **ARTEM ANISIMOV** and **JONATHAN TOEWS** also scored for Chicago, while **COREY CRAWFORD** turned aside 36 shots. Filip Forsberg and Mike Fisher tallied for Nashville, and Pekka Rinne stopped 20 of 23 shots. Chicago went 2-for-5 with the man advantage. Nashville was 1-for-4 on the power play.

Hurricanes 3, BLACKHAWKS 2 - PNC Arena (12/30/16)

The Carolina Hurricanes edged the Blackhawks 3-2 at PNC Arena. **MICHAEL KEMPNY** notched his first career NHL goal, becoming the sixth Blackhawk player to do so. Carolina responded with goals from Elias Lindholm and Lee Stempniak. **SCOTT DARLING** stopped 25 shots, while Cam Ward turned away 27. Each team finished 0-for-1 on the power play.



Blues 4, **BLACKHAWKS 1** - Busch Stadium (01/02/17)

A three-goal third period powered the St. Louis Blues over the Blackhawks at the 2017 Bridgestone Winter Classic. **MICHAEL KEMPNY** opened the scoring with his second goal in as many games. Patrik Berglund, Vladimir Tarasenko (2G) and Alexander Steen each tallied for the Blues. **COREY CRAWFORD** recorded 31 saves, while Jake Allen stopped 22 shots. Chicago was held off the board on their three attempts with the man advantage, and St. Louis finished 0-for-4 on the power play.

BLACKHAWKS 4, Sabres 3 (OT) - United Center (01/05/17)

The Blackhawks defeated the Buffalo Sabres 4-3 in overtime for their 10th straight victory in the matchup. **PATRICK KANE** scored 56 seconds into overtime, capping off a three-point night (1G, 2A), while **RYAN HARTMAN** and **ARTEM ANISIMOV** (2G) also tallied for Chicago. Marcus Foligno, Kyle Okposo and Jack Eichel scored for Buffalo. **COREY CRAWFORD** turned aside 17 shots, and Anders Nilsson stopped 39 shots. The Blackhawks went 0-for-2 on the power play, while Buffalo scored on two of their three chances.

BLACKHAWKS 2, Hurricanes 1 - United Center (01/06/17)

The Blackhawks won their second game in as many nights, posting a 2-1 victory over the Carolina Hurricanes. **SCOTT DARLING** made a season-high 39 saves, and **JONATHAN TOEWS** and **ARTEMI PANARIN** scored for Chicago. Victor Rask notched Carolina's lone tally. The Blackhawks finished 1-for-3 on the power play and successfully killed off three penalties.

BLACKHAWKS 5, Predators 2 - United Center (01/08/17)

The Blackhawks powered past the Nashville Predators 5-2, powered by a three-goal third period. All three tallies came from **RYAN HARTMAN** as he recorded his first career hat trick. **ARTEMI PANARIN** and **NIKLAS HJALMARSSON** also scored for Chicago, while Mattias Ekholm and Austin Watson recorded Nashville's goals. **COREY CRAWFORD** turned away 25 shots, and Pekka Rinne allowed three goals on 29 shots. Chicago finished 0-for-1 on the power play, and Nashville failed to convert on three chances. The game marked **JOEL QUENNEVILLE**'s 1,500th game coached in the NHL.

BLACKHAWKS 4, Red Wings 3 (OT) - United Center (01/10/17)

Chicago completed a four-game homestand sweep with a 4-3 overtime win over the Detroit Red Wings. **BRIAN CAMPBELL**, **RICHARD PANIK** and **TANNER KERO** scored for the Blackhawks in regulation before **DUNCAN KEITH** ended the game in overtime. Andreas Athanasiou, Tomas Tatar and Drew Miller tallied for the visitors. **COREY CRAWFORD** registered 33 saves, while Petr Mrazek stopped 39 shots. Chicago finished 2-for-6 with the man advantage. Detroit was held off the board on their only power-play chance.

LEADERSHIP

PLAYERS

2016-17

OPPONENTS

TRADITION

RECORDS

PLAYOFFS

HISTORY

MINORS

NHL

MEDIA

REGULAR-SEASON GAME SUMMARIES



LEADERSHIP

PLAYERS

2016-17

OPPONENTS

TRADITION

RECORDS

PLAYOFFS

HISTORY

MINORS

NHL

MEDIA

Capitals 6, **BLACKHAWKS 0** - Verizon Center (01/13/17)

The Blackhawks were blanked 6-0 by the Washington Capitals as Braden Holtby made 24 saves to record his sixth shutout of the season. Jay Beagle (2G), Nicklas Backstrom, Brett Connolly, Tom Wilson and T.J. Oshie scored for Washington. **COREY CRAWFORD** made 25 saves on 30 shots before being replaced by **SCOTT DARLING**, who stopped three of four. Chicago was not penalized and finished 0-for-2 on the power play.

Wild 3, **BLACKHAWKS 2** - United Center (01/15/17)

The Blackhawks dropped a 3-2 decision to the Minnesota Wild in a battle for the top spot in the Central Division. **PATRICK KANE** scored twice for Chicago, but the Wild rallied with three straight goals from Nino Niederreiter, Chris Stewart and Jason Pominville. **COREY CRAWFORD** turned aside 29 of 32 shots, while Devan Dubnyk made 33 saves. Chicago finished 0-for-2 on the power play. Minnesota scored on their only man advantage.

BLACKHAWKS 6, Avalanche 4 - Pepsi Center (01/17/17)

The Blackhawks recorded a 6-4 victory over the Colorado Avalanche. **TANNER KERO** and **VINNIE HINOSTROZA** led the way with two goals apiece, while **NICK SCHMALTZ** and **BRENT SEABROOK** also found the back of the net. Matt Duchene (2G), Blake Comeau and Matt Nieto scored for Colorado. **COREY CRAWFORD** stopped 19 of 23 shots. Semyon Varlamov made 21 saves. Chicago was 0-for-1 on the power play, while Colorado converted one of their two chances with the man advantage.

BLACKHAWKS 1, Bruins 0 - TD Garden (01/20/17)

A goaltending duel went Chicago's way as they knocked off the Boston Bruins 1-0 on the road. **MARIAN HOSSA** scored the game-winner with 1:26 remaining in regulation, and **SCOTT DARLING** posted a 30-save performance for his fourth career shutout. Chicago went 0-for-3 with the man advantage, while Boston finished 0-for-2 on the power play.

BLACKHAWKS 4, Canucks 2 - United Center (01/22/17)

JONATHAN TOEWS' four-point night (1G, 3A) helped the Blackhawks record their third straight win. **PATRICK KANE**, **RICHARD PANIK** and **MARIAN HOSSA** also lit the lamp for Chicago. Troy Stecher and Bo Horvat tallied for Vancouver. **COREY CRAWFORD** became the fourth netminder in Blackhawks history to earn his 200th career win after making 26 saves. Ryan Miller made 31 saves on 34 shots for Vancouver. Chicago's power play went 0-for-1, while Vancouver finished 1-for-3.

Lightning 5, **BLACKHAWKS 2** - United Center (01/24/17)

The Blackhawks dropped a 5-2 contest to the Tampa Bay Lightning. **JONATHAN TOEWS** and **DUNCAN KEITH** scored for Chicago before Tampa Bay responded with four goals in the third, two each from Nikita Nesterov and Tyler Johnson. **COREY CRAWFORD** finished the game with 31 saves, while Andrei Vasilevskiy stopped 34 of 36 shots. The Blackhawks went 0-for-3 on the power play, and Tampa Bay finished 0-for-2 with the man advantage.

Jets 5, **BLACKHAWKS 3** - United Center (01/26/17)

A late-game surge powered the Winnipeg Jets past the Blackhawks 5-3. **DUNCAN KEITH**, **NICK SCHMALTZ** and **TANNER KERO** scored Chicago's goals. Patrik Laine, Shawn Matthias, Andrew Copp, Bryan Little and Mark Scheifele tallied for Winnipeg. **SCOTT DARLING** stopped 28 of 32 shots. Connor Hellebuyck picked up the win with a 38-save performance. Both teams finished 1-for-5 on the power play.

Sharks 3, **BLACKHAWKS 1** - SAP Center (01/31/17)

The Blackhawks lost their third consecutive game for the second time during the season, falling 3-1 in San Jose. **DENNIS RASMUSSEN** tallied Chicago's lone goal, while Patrick Marleau and Tomas Hertl scored for the Sharks. **COREY CRAWFORD** turned away 26 shots, while Martin Jones made 24 saves. The Blackhawks did not convert on their three power-play chances. San Jose finished 1-for-3 with the man advantage.

BLACKHAWKS 4, Coyotes 3 - Gila River Arena (02/02/17)

Chicago snapped a three-game losing streak with their sixth straight victory over the Arizona Coyotes. **PATRICK KANE**, **RYAN HARTMAN**, **MARIAN HOSSA** and **ARTEMI PANARIN** scored for Chicago. Oliver Ekman-Larsson, Christian Dvorak and Brendan Perlini tallied for the Coyotes. **COREY CRAWFORD** made 24 saves on 27 shots, and Mike Smith stopped 22 of 26 for Arizona. The Blackhawks netted two power-play tallies on four attempts. The Coyotes went 1-for-5 with the man advantage.

BLACKHAWKS 5, Stars 3 - American Airlines Center (02/04/17)

The Blackhawks earned a 5-3 win, their fourth straight victory over Dallas. **RYAN HARTMAN**, **GUSTAV FORSLING**, **PATRICK KANE**, **TREVOR VAN RIEMSDYK** and **JONATHAN TOEWS** scored for Chicago. Radek Faksa, Jamie Benn and Tyler Seguin tallied for Dallas. **COREY CRAWFORD** stopped 31 of 34 shots to pass Ed Belfour for third in franchise history with his 202nd career win. Kari Lehtonen made 31 saves on 35 shots. Chicago converted on one of their two opportunities with the man advantage, while the Stars went 0-for-3 on the power play.

BLACKHAWKS 4, Wild 3 (OT) - Xcel Energy Center (02/08/17)

Chicago notched a 4-3 overtime victory over the Minnesota Wild at Xcel Energy Center. **RYAN HARTMAN**, **NICK SCHMALTZ** and **RICHARD PANIK** scored in regulation, and **JONATHAN TOEWS** buried the game-winner with 1:51 left in overtime. Jared Spurgeon, Zach Parise and Erik Haula tallied for Minnesota. **COREY CRAWFORD** earned his third straight win with a 35-save performance. Darcy Kuemper stopped 28 of 32 shots. Chicago finished 1-for-2 on the power play, while the Wild went 0-for-2.

BLACKHAWKS 5, Jets 2 - MTS Centre (02/10/17)

The Blackhawks erupted for three third-period goals in a 5-2 victory over the Winnipeg Jets. **PATRICK KANE** netted his 269th career goal, passing Tony Amonte for the most goals by an American-born player in franchise history. **ARTEM ANISIMOV**, **DUNCAN KEITH**, **MARIAN HOSSA** and **ARTEMI PANARIN** also tallied for the Blackhawks. Bryan Little and Adam Lowry recorded goals for the Jets. **COREY CRAWFORD** turned aside 28 of 30 shots, while Connor Hellebuyck made 31 saves. Chicago went 0-for-2 on the power play, and Winnipeg went 1-for-3 with the man advantage.

BLACKHAWKS 5, Oilers 1 - Rogers Place (02/11/17)

The Blackhawks picked up their fifth consecutive victory with a 5-1 result over the Edmonton Oilers. **RICHARD PANIK** (2G), **PATRICK KANE**, **TREVOR VAN RIEMSDYK** and **ARTEM ANISIMOV** lit the lamp for Chicago. Patrick Maroon notched the lone goal for Edmonton. **SCOTT DARLING** stopped 30 of 31 shots. Cam Talbot made 26 saves before being replaced by Laurent Brossoit, who turned aside 4 of 5 shots for Edmonton. Chicago capitalized on both of their power-play opportunities, while Edmonton went 0-for-2 with the man advantage.

Oilers 3, **BLACKHAWKS 1** - United Center (02/18/17)

The Blackhawks returned to action after their bye week with a 3-1 loss to the Oilers. **RICHARD PANIK** recorded Chicago's lone goal. Matt Benning, Milan Lucic and Connor McDavid each potted goals for Edmonton. **COREY CRAWFORD** made 19 saves, while Cam Talbot turned aside 38 of 39 shots. Chicago went 0-for-3 on the power play. The Oilers converted one of their two opportunities with the man advantage.

BLACKHAWKS 5, Sabres 1 - KeyBank Center (02/19/17)

Goals by **RYAN HARTMAN**, **MARIAN HOSSA**, **JONATHAN TOEWS**, **ARTEM ANISIMOV** and **PATRICK KANE** propelled the Blackhawks to a 5-1 victory over the Sabres. Evander Kane registered a goal for Buffalo. **SCOTT DARLING** stopped 25 of 26 shots, while Robin Lehner made 32 saves. The Blackhawks were blanked on all three chances on the power play, while the Sabres did not convert any of their four opportunities.

BLACKHAWKS 5, Wild 3 - Xcel Energy Center (02/21/17)

The Blackhawks defeated the Wild 5-3 behind a hat trick from **JONATHAN TOEWS** and goals from **RICHARD PANIK** and **NICK SCHMALTZ**. The victory marked Head Coach **JOEL QUENNEVILLE**'s 400th career win with Chicago. Mikael Granlund (2G) and Zach Parise scored for the Wild. **COREY CRAWFORD** made 29 saves, while Devan Dubnyk saved 34 of 38 shots. The Blackhawks failed to score on their two power-play attempts, while the Wild converted on both of their power plays.

| LEADERSHIP | PLAYERS | 2016-17 | OPPONENTS | TRADITION | RECORDS | PLAYOFFS | HISTORY | MINORS | NHL | MEDIA |
|------------|---------|---------|-----------|-----------|---------|----------|---------|--------|-----|-------|
|------------|---------|---------|-----------|-----------|---------|----------|---------|--------|-----|-------|

REGULAR-SEASON GAME SUMMARIES

BLACKHAWKS 6, Coyotes 3 - United Center (02/23/17)

The Blackhawks registered a 6-3 victory over the Coyotes, led by goals from **NICK SCHMALTZ**, **RYAN HARTMAN**, **PATRICK KANE** (3G) and **MICHAEL ROZSIVAL**. With **KANE**'s hat trick, the Blackhawks recorded a hat trick in back-to-back regular-season games for the first time since the 1996-97 campaign. Jakob Chychrun, Ryan White and Radim Vrbata scored for the Coyotes. **COREY CRAWFORD** stopped 34 of 37 shots, while Mike Smith made 23 saves. Chicago went 0-for-2 with the man advantage and 4-for-4 on the penalty kill.

BLACKHAWKS 4, Blues 2 - United Center (02/26/17)

The Blackhawks posted a 4-2 victory over the Blues. **JONATHAN TOEWS**, **PATRICK KANE**, **ARTEM ANISIMOV** and **TANNER KERO** recorded Chicago's goals. Magnus Paajarvi and Alex Pietrangolo tallied goals for the Blues. **SCOTT DARLING** stopped 30 shots, while Jake Allen turned aside 38 of 41 shots. Both teams finished 1-for-2 on the power play.

BLACKHAWKS 4, Penguins 1 - United Center (03/01/17)

Chicago recorded a 4-1 win against Pittsburgh on the back of **PATRICK KANE**'s second hat trick of the year. **RICHARD PANIK** also scored for Chicago. Scott Wilson recorded the Penguins' lone goal. **SCOTT DARLING** allowed just one goal on 37 shots for his fourth consecutive victory. Marc-Andre Fleury made 25 saves on 28 shots. The Blackhawks went 0-for-1 with the man advantage and did not allow Pittsburgh a power-play opportunity.

BLACKHAWKS 2, Islanders 1 (SO) - United Center (03/03/17)

The Blackhawks defeated the Islanders 2-1 in a shootout. **ARTEMI PANARIN** tied the game with 1:14 remaining in the third period, and **JONATHAN TOEWS** netted the game-deciding goal in the shootout. Brock Nelson scored in regulation for the Islanders. **COREY CRAWFORD** turned aside 31 of 32 shots, while Thomas Greiss made 30 saves. The Blackhawks were blanked on their two power-play opportunities. The New York Islanders went 0-for-3 on the power play.

BLACKHAWKS 5, Predators 3 - Bridgestone Arena (03/04/17)

The Blackhawks defeated the Predators 5-3 and set a franchise record with eight consecutive road wins. **PATRICK KANE** (2G), **JORDIN TOOTOO**, **JONATHAN TOEWS** and **BRIAN CAMPBELL** notched goals for Chicago. Viktor Arvidsson (2G) and Calle Jankrok scored for Nashville. **COREY CRAWFORD** made 32 saves, while Juuse Saros turned aside 38 shots. The Blackhawks were 2-for-2 with the man advantage, and Nashville finished 0-for-1 on the power play.

Ducks 1, BLACKHAWKS 0 - United Center (03/09/17)

The Blackhawks saw their seven-game win streak come to an end with a 1-0 loss to the Ducks. Corey Perry recorded the lone goal for the visiting team. **COREY CRAWFORD** stopped 25 of 26 shots, while Jonathan Bernier made 43 saves. Both teams were blanked in their two chances on the power play.

Red Wings 4, BLACKHAWKS 2 - Joe Louis Arena (03/10/17)

The Blackhawks' franchise-best road win streak was snapped in a 4-2 loss to the Red Wings. **ARTEMI PANARIN** and **TREVOR VAN RIEMSDYK** recorded goals for Chicago. Xavier Ouellet, Andreas Athanasiou and Tomas Tatar (2G) tallied for the Red Wings. **COREY CRAWFORD** stopped 25 shots, while Jimmy Howard made 24 saves. Chicago went 0-for-2 on the man advantage, while Detroit finished 0-for-3 on the power play.

BLACKHAWKS 4, Wild 2 - United Center (03/12/17)

The Blackhawks got back in the win column with a 4-2 result over Minnesota, their third consecutive win vs. the Wild. **PATRICK KANE** recorded his 30th goal of the season, becoming the first Blackhawk to post back-to-back 30-goal campaigns since Patrick Sharp (2010-11 and 2011-12). **ARTEMI PANARIN**, **TREVOR VAN RIEMSDYK** and **MARIAN HOSSA** also tallied for Chicago. Eric Staal and Mikael Granlund recorded goals for Minnesota. **COREY CRAWFORD** made a season-high 42 saves. Devan Dubnyk allowed two goals on two shots before being replaced by Darcy Kuemper, who turned aside 18 of 20 shots. The Blackhawks were 0-for-3 on the power play, while Minnesota finished 0-for-1.

BLACKHAWKS 4, Canadiens 2 - Bell Centre (03/14/17)

The Blackhawks kicked off a three-game Canadian road trip with a 4-2 victory over Montreal. **PATRICK KANE**, **JOHNNY ODUYA**, **ARTEMI PANARIN** and **JONATHAN TOEWS** lit the lamp for Chicago. Shea Weber and Paul Byron netted goals for the Canadiens. **COREY CRAWFORD** made 40 saves, while Carey Price stopped 20 of 23 shots. Chicago went 0-for-1 with the man advantage. Montreal was blanked in their two chances on the power play.

BLACKHAWKS 2, Senators 1 - Canadian Tire Centre (03/16/17)

Chicago recorded a 2-1 victory over Ottawa. **DUNCAN KEITH** and **RICHARD PANIK** netted third-period goals for Chicago. Kyle Turris recorded the Senators' lone tally. **SCOTT DARLING** allowed one goal on 34 shots faced. Mike Condon stopped 26 of 28 shots. Both teams went 1-for-4 with the man advantage.

LEADERSHIP

PLAYERS

2016-17

OPPONENTS

TRADITION

RECORDS

PLAYOFFS

HISTORY

MINORS

NHL

MEDIA



BLACKHAWKS 2, Maples Leafs 1 (OT) - Air Canada Centre (03/18/17)

The Blackhawks defeated the Maple Leafs 2-1 in overtime to extend their win streak to four games. **JOHN HAYDEN** recorded his first career NHL goal in just his second career contest, and **RYAN HARTMAN** registered the overtime game-winner. Auston Matthews scored for Toronto. **COREY CRAWFORD** made 25 saves, while Frederik Andersen turned aside 37 of 39 shots. The Blackhawks did not have an opportunity on the man advantage, while Toronto was blanked on their only power play.

BLACKHAWKS 6, Avalanche 3 - United Center (03/19/17)

The Blackhawks clinched a berth in the Stanley Cup Playoffs for the ninth straight year with a 6-3 victory over the Avalanche. Chicago recorded five unanswered goals in the third period. It was the most goals Chicago scored in a period all season. **PATRICK KANE**, **JONATHAN TOEWS** (2G), **RICHARD PANIK**, **ARTEMI PANARIN** and **MARCUS KRUGER** scored for Chicago, while Mikhail Grigorenko (2G) and Sven Andrighetto tallied for the Avalanche. **SCOTT DARLING** stopped 22 of 25 shots, while Jeremy Smith made 28 saves. The Blackhawks went 0-for-1 with the man advantage and did not allow Colorado a power-play opportunity.

Canucks 5, BLACKHAWKS 4 (OT) - United Center (03/21/17)

The Canucks defeated the Blackhawks 5-4 in overtime, snapping Chicago's five-game win streak. **RYAN HARTMAN** (2G), **MARIAN HOSSA** and **RICHARD PANIK** potted goals for Chicago. Henrik Sedin, Brandon Sutter (2G), Reid Boucher and Daniel Sedin tallied for Vancouver. **COREY CRAWFORD** allowed four goals on 10 shots before being replaced by **SCOTT DARLING**, who made four saves. Ryan Miller turned aside 40 shots for the Canucks. Chicago converted on two of their six power-play opportunities, while Vancouver finished 1-for-2 with the man advantage.

BLACKHAWKS 3, Stars 2 (SO) - United Center (03/23/17)

The Blackhawks defeated the Stars 3-2 in a shootout at the United Center. **PATRICK KANE** and **MARIAN HOSSA** tallied for Chicago in regulation, and **ARTEMI PANARIN** recorded the game-deciding goal in the shootout. Ales Hemsky netted both goals for Dallas. **COREY CRAWFORD** matched a season high (March 12 vs. MIN) with 42 saves and reached the 30-win plateau for the sixth time in his career. Kari Lehtonen stopped 24 of 26 shots. The Blackhawks went 1-for-4 on the power play. The Stars finished 0-for-3 with the man advantage.

LEADERSHIP

PLAYERS

2016-17

OPPONENTS

TRADITION

RECORDS

PLAYOFFS

HISTORY

MINORS

NHL

MEDIA

REGULAR-SEASON GAME SUMMARIES

Panthers 7, BLACKHAWKS 0 - BB&T Center (03/25/17)

The Blackhawks were held scoreless as the Florida Panthers posted a 7-0 win at the BB&T Center. It was Chicago's largest loss margin of the season. Jonathan Marchessault (3G), Jonathan Huberdeau, Aleksander Barkov, Reilly Smith and Nick Bjugstad each netted goals for the home team. **COREY CRAWFORD** made 21 saves before being replaced by **SCOTT DARLING**, who allowed three goals on six shots. Chicago was blanked on their three power plays. Florida finished 1-for-5 with the man advantage.

Lightning 5, BLACKHAWKS 4 (OT) - Amalie Arena (03/27/17)

Chicago dropped a 5-4 overtime decision to the Tampa Bay Lightning. **ARTEMI PANARIN**, **PATRICK KANE**, **TOMAS JURCO** and **RICHARD PANIK** scored for the Blackhawks. Anton Stralman, Ondrej Palat, Jonathan Drouin (2G) and Yanni Gourde potted goals for the Lightning. **COREY CRAWFORD** turned aside 25 of 30 shots, while Andrei Vasilevskiy made 25 saves. The Blackhawks went 0-for-3 on the power play, and Tampa Bay finished 2-for-3 with the man advantage.

BLACKHAWKS 5, Penguins 1 - PPG Paints Arena (03/29/17)

The Blackhawks posted a 5-1 win over the Pittsburgh Penguins on the road; the victory marked Head Coach **JOEL QUENNEVILLE**'s 850th career win as well as the club's 24th road victory of the season, matching a franchise record set in 2014-15. **ARTEMI PANARIN**, **RICHARD PANIK**, **MARCUS KRUGER**, **MARIAN HOSSA** and **TANNER KERO** scored for the Blackhawks. Bryan Rust tallied Pittsburgh's lone goal. **COREY CRAWFORD** made 31 saves, while Marc-Andre Fleury stopped 31 of 36 shots for Pittsburgh. Chicago went 0-for-4 on the power play and 2-for-2 on the penalty kill.

BLACKHAWKS 3, Blue Jackets 1 - United Center (03/31/17)

The Blackhawks closed out March with a 3-1 victory over the Blue Jackets, reaching the 50-win plateau for the second time in franchise history (52 in 2009-10). **ARTEMI PANARIN** (2G) and **MARIAN HOSSA** lit the lamp for the home team. Nick Foligno tallied for Columbus. **COREY CRAWFORD** made 32 saves, while Sergei Bobrovsky turned aside 21 of 23 shots. The Blackhawks killed off all four Columbus power plays and went 1-for-3 with the man advantage.

Bruins 3, BLACKHAWKS 2 - United Center (04/02/17)

Boston topped Chicago 3-1 in the Blackhawks' regular-season home finale. **ARTEMI PANARIN** and **JORDIN TOOTOO** scored for Chicago. Zdeno Chara, Patrice Bergeron and Kevan Miller netted goals for the visitors. **COREY CRAWFORD** allowed three goals on 29 shots. Anton Khudobin made 41 saves for Boston. The Blackhawks were blanked on three power-play opportunities, while the Bruins finished 1-for-1 with the man advantage.

Avalanche 4, BLACKHAWKS 3 (OT) - Pepsi Center (04/04/17)

The Avalanche defeated the Blackhawks 4-3 in overtime at Pepsi Center. **ARTEMI PANARIN** opened the scoring for Chicago, becoming the first player in Blackhawks history to begin his career with back-to-back 30-goal campaigns. **RYAN HARTMAN** and **MARCUS KRUGER** also potted goals for Chicago. Matt Duchene, Gabriel Landeskog and Mikhail Grigorenko registered regulation goals for Colorado, and Erik Johnson tallied the game-winner in overtime. **SCOTT DARLING** made a career-high 47 saves, while Calvin Pickard allowed three goals on 27 shots. The Blackhawks killed all four Colorado power plays and went 1-for-3 with the man advantage.

Ducks 4, BLACKHAWKS 0 - Honda Center (04/06/17)

The Blackhawks were held scoreless as the Ducks tallied a 4-0 victory at Honda Center. Corey Perry, Chris Wagner, Ryan Kesler and Rickard Rakell scored for Anaheim. **COREY CRAWFORD** stopped 22 of 26 shots, while John Gibson stopped all 37 shots for the Ducks. The Blackhawks finished 0-for-3 on the power play. Anaheim went 1-for-3 with the man advantage.

Kings 3, BLACKHAWKS 2 (OT) - STAPLES Center (04/08/17)

The Blackhawks dropped their fourth consecutive game, a season most, with a 3-2 overtime loss to the Kings in their regular-season finale. **JOEL QUENNEVILLE** coached his 700th game behind the Blackhawks bench. **JONATHAN TOEWS** and **ARTEMI PANARIN** recorded Chicago's goals. Tyler Toffoli, Dustin Brown and Drew Doughty tallied for Los Angeles. **COREY CRAWFORD** made 23 saves on 26 shots. Jonathan Quick turned aside 25 of 27 shots. Chicago finished 0-for-3 on the power play, while Los Angeles went 1-for-2 with the man advantage.

LEADERSHIP

PLAYERS

2016-17

OPPONENTS

TRADITION

RECORDS

PLAYOFFS

HISTORY

MINORS

NHL

MEDIA

STATISTICAL BREAKDOWN

CATEGORY

| | W | L | OTL |
|----------------------------|-----|-----|-----|
| Overall record | 50 | 23 | 9 |
| Home record | 26 | 10 | 5 |
| Road record | 24 | 13 | 4 |
| One-goal games | 24 | 9 | 9 |
| Two-goal games | 12 | 6 | - |
| Three-goal games | 14 | 8 | - |
| Scoring first | 37 | 8 | 5 |
| Opponent scoring first | 13 | 15 | 4 |
| Leading after 1 period | 26 | 4 | 3 |
| Trailing after 1 period | 7 | 11 | 3 |
| Tied after 1 period | 17 | 8 | 3 |
| Leading after 2 periods | 30 | 2 | 3 |
| Trailing after 2 periods | 7 | 17 | 3 |
| Tied after 2 periods | 13 | 4 | 3 |
| Overtime record, season | 9 | 8 | - |
| Overtime record, franchise | 163 | 162 | - |
| Shootout record, season | 4 | 1 | - |
| Shootout record, franchise | 65 | 61 | - |
| Outshooting opponent | 21 | 11 | 6 |
| Outshot by opponent | 27 | 11 | 3 |
| Even shots | 2 | 1 | 0 |
| vs. Central | 19 | 8 | 2 |
| vs. Pacific | 11 | 6 | 4 |
| vs. Atlantic | 10 | 5 | 1 |
| vs. Metropolitan | 10 | 4 | 2 |

GOALS BY PERIOD

| | 1 | 2 | 3 | OT | TOT |
|------------|----|----|----|----|-----|
| Blackhawks | 74 | 70 | 87 | 9 | 240 |
| Opponents | 56 | 78 | 70 | 8 | 212 |

SHOTS BY PERIOD

| | 1 | 2 | 3 | OT | TOT |
|------------|-----|-----|-----|----|-------|
| Blackhawks | 813 | 860 | 787 | 48 | 2,508 |
| Opponents | 862 | 900 | 769 | 43 | 2,574 |

INDIVIDUAL LEADERS

| | | | |
|-------------------|-------------|----------|--------------------|
| Points | Kane (89) | GWG | Hossa/Anisimov (7) |
| Goals | Kane (34) | 3+ goals | Kane (2) |
| Assists | Kane (55) | PIM | Hartman (70) |
| Power-play goals | Panarin (9) | Shots | Kane (292) |
| Shorthanded goals | Hossa (1) | | |

POWER PLAY

| | G | ATT | PCT |
|---------|----|-----|------|
| Overall | 42 | 233 | 18.0 |
| Home | 22 | 122 | 18.0 |
| Road | 20 | 111 | 18.0 |

PENALTY KILLING

| | GA | ATT | PCT |
|---------|----|-----|------|
| Overall | 47 | 211 | 77.7 |
| Home | 24 | 100 | 76.0 |
| Road | 23 | 111 | 79.3 |

PENALTIES

| | TOTAL | MIN | PIM/G |
|---------|-------|-----|-------|
| Overall | 253 | 584 | 7:07 |

MONTHLY

| | W | L | OTL |
|----------|----|---|-----|
| October | 5 | 3 | 1 |
| November | 10 | 3 | 2 |
| December | 8 | 5 | 2 |
| January | 7 | 6 | 0 |
| February | 9 | 1 | 0 |
| March | 11 | 3 | 2 |
| April | 0 | 2 | 2 |

SITUATIONAL

| | GF | GA |
|--------------|-----|-----|
| 5-on-5 | 166 | 138 |
| 5-on-4 | 37 | 7 |
| 5-on-3 | 0 | 0 |
| 4-on-4 | 5 | 5 |
| 4-on-3 | 2 | 0 |
| 3-on-3 | 6 | 6 |
| 3-on-4 | 0 | 2 |
| 3-on-5 | 0 | 3 |
| 4-on-5 | 1 | 42 |
| Empty net | 19 | 7 |
| Penalty shot | 0 | 0 |

LEADERSHIP

PLAYERS

2016-17

OPPONENTS

TRADITION

RECORDS

PLAYOFFS

HISTORY

MINORS

NHL

MEDIA

DATE

Nov. 5

Nov. 7

Dec. 2

Dec. 4

Dec. 6

Dec. 13

Dec. 20

Dec. 22

Dec. 27

Dec. 28

Jan. 1

Jan. 3

Jan. 5

Jan. 6

Jan. 14

Jan. 21

Jan. 24

Jan. 29

Feb. 12

Feb. 16

Feb. 19

Feb. 23

Feb. 24

Feb. 25

Feb. 26

Feb. 27

Feb. 28

March 1

March 2

March 3

March 8

March 12

March 13

March 15

March 23

March 28

March 30

April 5

April 13

April 18

April 27

April 28

May 2

May 11

May 27

June 7

June 23

June 26

June 27

July 1

July 2

July 14

July 29

TRANSACTION

Andrew Desjardins activated from injured reserve. Trevor van Riemsdyk placed on injured reserve.

Alex DeBrincat signed to a three-year contract.

Trevor van Riemsdyk activated from injured reserve. Jonathan Toews placed on injured reserve.

Lars Johansson recalled from Rockford (AHL). Nick Schmaltz assigned to Rockford (AHL).

Corey Crawford placed on injured reserve.

Jonathan Toews activated from injured reserve.

Corey Crawford activated from injured reserve. Lars Johansson assigned to Rockford (AHL).

Tanner Kero recalled from Rockford (AHL). Artem Anisimov placed on injured reserve.

Artem Anisimov activated from injured reserve. Marian Hossa placed on injured reserve.

Artemi Panarin signed to a two-year contract extension.

Marcus Kruger placed on injured reserve.

Tyler Motte assigned to Rockford (AHL). Spencer Abbott recalled from Rockford (AHL).

Marian Hossa activated from injured reserve.

Gustav Forsling and Spencer Abbott assigned to Rockford (AHL).

Nick Schmaltz recalled from Rockford (AHL).

Michael Latta acquired from the Los Angeles Kings for Cameron Schilling.

Marcus Kruger activated from injured reserve.

Gustav Forsling recalled from Rockford (AHL). Michal Rozsival placed on injured reserve.

Michal Rozsival activated from injured reserve. Gustav Forsling, Vinnie Hinostroza, Tanner Kero and Nick Schmaltz assigned to Rockford (AHL).

Tanner Kero and Nick Schmaltz recalled from Rockford (AHL).

Vinnie Hinostroza recalled from Rockford (AHL).

Jeff Glass signed to a two-year contract.

Tomas Jurco acquired from the Detroit Red Wings for a 2017 third-round pick. Vinnie Hinostroza assigned to Rockford (AHL).

Jeff Glass assigned to Rockford (AHL).

Lars Johansson recalled from Rockford (AHL).

Lars Johansson assigned to Rockford (AHL).

Michal Rozsival and Jordin Tootoo signed to one-year contract extensions. Johnny Oduya acquired from the Dallas Stars for Mark McNeill and a conditional 2018 draft pick. Niklas Hjalmarsson placed on injured reserve.

Kenton Helgesen and a 2019 seventh-round pick acquired from the Anaheim Ducks for Spencer Abbott and Sam Carrick.

Matthew Highmore signed to a three-year contract.

Jeff Glass recalled from Rockford (AHL).

Niklas Hjalmarsson activated from injured reserve.

John Hayden signed to a two-year contract. Jeff Glass assigned to Rockford (AHL).

Anthony Louis signed to a two-year contract.

Luc Snuggerud signed to a three-year contract.

Tanner Kero signed to a two-year contract extension.

Matheson Iacopelli signed to a two-year contract.

Vinnie Hinostroza recalled from Rockford (AHL).

Gustav Forsling recalled from Rockford (AHL).

Jeff Glass recalled from Rockford (AHL).

Kyle Baun, Tyler Motte and Erik Gustafsson recalled from Rockford (AHL).

Nathan Noel signed to a three-year contract.

Third-round pick in the 2017 NHL Draft acquired from the Carolina Hurricanes for Scott Darling.

David Kampf signed to a two-year contract.

Richard Panik signed to a two-year contract extension.

Michal Kempny signed to a one-year contract extension.

Jan Rutta signed to a one-year contract.

Connor Murphy and Laurent Dauphin acquired from the Arizona Coyotes for Niklas Hjalmarsson. Brandon Saad, Anton Forsberg and a 2018 fifth-round pick acquired from the Columbus Blue Jackets for Artemi Panarin, Tyler Motte and a 2017 sixth-round pick.

Anton Forsberg signed to a two-year contract. Tomas Jurco signed to a one-year contract extension.

Ville Pokka signed to a one-year contract.

Jean-Francois Berube and Jordan Desterle signed to two-year contracts. Patrick Sharp, Tommy Wingels and Lance Bouma signed to one-year contracts.

Marcus Kruger traded to the Las Vegas Golden Knights for future considerations.

Erik Gustafsson signed to a one-year contract.

Collin Delia signed to a two-year contract.

LEADERSHIP

PLAYERS

2016-17

OPPONENTS

TRADITION

RECORDS

PLAYOFFS

HISTORY

MINORS

NHL

MEDIA

GOALS

| | | | |
|--------------------------------|---|---------------------------|--------------------|
| Most in a period, home | 5 | 3/19/17 | 6-3 W vs. COL, 3rd |
| Most in a period, road | 4 | 03/29/17 | 5-1 W @ PIT, 1st |
| Most in a game, home | 7 | 10/18/16 | 7-4 W vs. PHI |
| Most in a game, road | 6 | 2 times, last on 01/17/17 | 6-4 W @ COL |
| Most allowed in a period, home | 4 | 01/24/17 | 5-2 L vs. TBL, 3rd |
| Most allowed in a period, road | 4 | 03/25/17 | 7-0 L @ FLA, 3rd |
| Most allowed in a game, home | 5 | 4 times, last on 03/21/17 | 5-4 L (OT) vs. VAN |
| Most allowed in a game, road | 7 | 03/25/17 | 7-0 L @ FLA |
| Fewest in a game, home | 0 | 2 times, last on 03/09/17 | 1-0 L vs. ANA |
| Fewest in a game, road | 0 | 5 times, last on 04/06/17 | 4-0 L @ ANA |
| Fewest allowed in a game, home | 0 | 3 times, last on 12/06/16 | 4-0 W vs. ARI |
| Fewest allowed in a game, road | 0 | 01/20/17 | 1-0 W @ BOS |

SHOTS

| | | | |
|----------------------------------|----|---------------------------|-------------------------|
| Most in a period, home | 20 | 2 times, last on 02/26/17 | 4-2 W vs. STL, 1st |
| Most in a period, road | 18 | 11/21/16 | 5-0 L @ EDM, 2nd |
| Most in a game, home | 44 | 03/21/17 | 5-4 L (OT) vs. VAN |
| Most in a game, road | 39 | 2 times, last on 03/18/17 | 2-1 W (OT) @ TOR |
| Most allowed in a period, home | 20 | 01/10/17 | 4-3 W (OT) vs. DET, 2nd |
| Most allowed in a period, road | 19 | 02/08/17 | 4-3 W (OT) @ MIN, 2nd |
| Most allowed in a game, home | 44 | 2 times, last on 03/23/17 | 3-2 W (SO) vs. DAL |
| Most allowed in a game, road | 51 | 04/04/17 | 4-3 L (OT) @ COL |
| Fewest in a period, home | 3 | 2 times, last on 12/04/16 | 2-1 L vs. WPG, 1st |
| Fewest in a period, road | 3 | 2 times, last on 11/21/16 | 5-0 L @ EDM, 3rd |
| Fewest in a game, home | 19 | 10/12/16 | 5-2 L vs. STL |
| Fewest in a game, road | 19 | 11/26/16 | 2-1 L (OT) @ LAK |
| Fewest allowed in a period, home | 2 | 03/09/17 | 1-0 L vs. ANA, 1st |
| Fewest allowed in a period, road | 2 | 11/26/16 | 2-1 L (OT) @ LAK, 3rd |
| Fewest allowed in a game, home | 15 | 03/21/17 | 5-4 L (OT) vs. VAN |
| Fewest allowed in a game, road | 23 | 01/17/17 | 6-4 W @ COL |

POWER-PLAY GOALS

| | | | |
|------------------------------|---|---------------------------|--------------------|
| Most in a game, home | 2 | 5 times, last on 03/21/17 | 5-4 L (OT) vs. VAN |
| Most in a game, road | 3 | 12/15/16 | 5-4 W @ NYI |
| Most allowed in a game, home | 3 | 10/12/16 | 5-2 L vs. STL |
| Most allowed in a game, road | 3 | 10/14/16 | 3-2 L @ NSH |

SHORTHANDED GOALS

| | | | |
|------------------------------|-----|---------------------------|--------------------|
| Most in a game, home | N/A | | |
| Most in a game, road | 1 | 02/10/17 | 5-2 W @ WPG |
| Most allowed in a game, home | 1 | 3 times, last on 11/11/16 | 3-2 L (OT) vs. WSH |
| Most allowed in a game, road | 2 | 04/04/17 | 4-3 L (OT) @ COL |

LEADERSHIP

PLAYERS

2016-17

OPPONENTS

TRADITION

RECORDS

PLAYOFFS

HISTORY

MINORS

NHL

MEDIA

TEAM HIGHS AND LOWS

POWER PLAYS

| | | | |
|------------------------|---|----------|---------------|
| Most in a game | 7 | 10/30/16 | 3-0 W vs. LAK |
| Most allowed in a game | 6 | 10/14/16 | 3-2 L @ NSH |

PENALTY MINUTES

| | | | |
|------------------------------|----|---------------------------|--------------------|
| Most in a game, home | 19 | 02/18/17 | 3-1 L vs. EDM |
| Most in a game, road | 34 | 03/25/17 | 7-0 L @ FLA |
| Fewest in a game, home | 0 | 3 times, last on 03/19/17 | 6-3 W vs. COL |
| Fewest in a game, road | 0 | 2 times, last on 01/13/17 | 6-0 L @ WSH |
| Most in a period, home | 17 | 02/18/17 | 3-1 L vs. EDM, 2nd |
| Most in a period, road | 20 | 03/25/17 | 7-0 L @ FLA, 3rd |
| Most in a game, both teams | 64 | 03/25/17 | 7-0 L @ FLA |
| Most in a game, opponent | 30 | 03/25/17 | 7-0 L @ FLA |
| Fewest in a game, both teams | 2 | 3 times, last on 03/19/17 | 6-3 W vs. COL |
| Fewest in a game, opponent | 0 | 2 times, last on 03/18/17 | 2-1 W (OT) @ TOR |

SCORING MARGINS

| | | | |
|------------------------------|---|---------------------------|---------------|
| Largest winning margin, home | 4 | 3 times, last on 12/06/16 | vs. ARI (4-0) |
| Largest winning margin, road | 4 | 3 times, last on 03/29/17 | @ PIT (5-1) |
| Largest losing margin, home | 3 | 2 times, last on 01/24/17 | vs. TBL (5-2) |
| Largest losing margin, road | 7 | 03/25/17 | @ FLA (7-0) |

STREAKS

| | | |
|--|-----|---|
| Longest winning streak | 7 | 2 times, last from 02/19/17 to 03/04/17 |
| Longest point streak (games without a regulation loss) | 11 | 10/22/16 to 11/13/16 |
| Longest winless streak | 4 | 04/02/17 to 04/08/17 |
| Longest losing streak (games without a point) | 3 | 12/20/16 to 12/27/16 |
| Longest home winning streak | 4 | 2 times, last from 01/05/17 to 01/10/17 |
| Longest home winless streak | 3 | 12/20/16 to 12/27/16 |
| Longest home losing streak (games without a point) | 3 | 2 times, last from 01/24/17 to 02/18/17 |
| Longest road winning streak | 8 | 02/02/17 to 03/04/17 |
| Longest road winless streak | 3 | 2 times, last from 04/04/17 to 04/08/17 |
| Longest road losing streak (games without a point) | 3 | 12/30/16 to 01/13/17 |
| Consecutive shutouts | N/A | |
| Consecutive shutout losses | N/A | |

LEADERSHIP

PLAYERS

2016-17

OPPONENTS

TRADITION

RECORDS

PLAYOFFS

HISTORY

MINORS

NHL

MEDIA

SKATERS

| | | | |
|--|----|--|--------------------|
| Most goals in a game, home | 3 | 4 times, last by P. Kane on 03/01/17 | 4-1 W vs. PIT |
| Most goals in a game, road | 3 | J. Toews on 02/21/17 | 5-3 W @ MIN |
| Most goals in a period, home | 3 | R. Hartman on 01/08/17 | 5-2 W vs. NSH, 3rd |
| Most goals in a period, road | 2 | 2 times, last by J. Toews on 02/21/17 | 5-3 W @ MIN, 3rd |
| Most assists in a game, home | 3 | 6 times, last by P. Kane on 03/31/17 | 3-1 W vs. CBJ |
| Most assists in a game, road | 3 | M. Hossa on 01/17/17 | 6-4 W @ COL |
| Most assists in a period, home | 3 | P. Kane on 10/18/16 | 7-4 W vs. PHI, 3rd |
| Most assists in a period, road | 2 | 8 times, last by P. Kane on 03/29/17 | 5-1 W @ PIT, 1st |
| Most points in a game, home | 4 | 3 times, last by J. Toews on 01/22/17 | 4-2 W vs. VAN |
| Most points in a game, road | 5 | J. Toews on 02/21/17 | 5-3 W @ MIN |
| Most points in a period, home | 3 | 2 times, last by P. Kane on 10/18/16 | 7-4 W vs. PHI, 3rd |
| Most points in a period, road | 3 | J. Toews on 02/21/17 | 5-3 W @ MIN, 3rd |
| Most shots in a game, home | 12 | P. Kane, 01/15/17 | 3-2 W vs. MIN |
| Most shots in a game, road | 7 | P. Kane, 11/19/16 | 4-3 W (OT) @ VAN |
| Most power-play goals in a game, home | 1 | 22 times, last by A. Panarin, 03/31/17 | 3-1 W vs. CBJ |
| Most power-play goals in a game, road | 2 | A. Panarin, 12/15/16 | 5-4 W @ NYI |
| Most shorthanded goals in a game | 1 | M. Hossa, 02/10/17 | 5-2 W @ WPG |
| Most penalty minutes in a game, home | 17 | R. Hartman, 02/18/17 | 3-1 L vs. EDM |
| Most penalty minutes in a game, road | 17 | Twice, last by R. Panik, 03/25/17 | 7-0 L @ FLA |
| Most penalty minutes in a period, home | 17 | R. Hartman, 02/18/17 | 3-1 L vs. EDM, 2nd |
| Most penalty minutes in a period, road | 15 | R. Panik, 03/25/17 | 7-0 L @ FLA, 3rd |
| Longest goal streak | 5 | A. Panarin, 03/27/17 to 04/04/17 | 66 (1A) |
| Longest assist streak | 5 | 2 times, last by N. Schmaltz, 02/19/17 to 03/01/17 | 7A (2G) |
| Longest point streak | 11 | A. Anisimov, 10/15/16 to 11/06/16 | 8G, 9A |

GOALTENDERS

| | | | |
|--|----|--|-----------------------|
| Most goals allowed in a game | 5 | 3 times, last by S. Darling on 03/27/17 | 5-4 L (OT) @ TBL |
| Most goals allowed in a period | 3 | 14 times, last by S. Darling on 03/27/17 | 5-4 L (OT) @ TBL, 2nd |
| Most shots against in a game | 51 | S. Darling, 04/04/17 | 4-3 L (OT) @ COL |
| Most shots against in a period | 20 | 2 times, last on C. Crawford on 03/12/17 | 4-2 W vs. MIN, 2nd |
| Most shots against in an overtime period | 6 | C. Crawford, 03/23/17 | 3-2 W (SO) vs. DAL |
| Most saves in a game | 47 | S. Darling, 04/04/17 | 4-3 L (OT) @ COL |
| Most saves in a period | 20 | C. Crawford, 03/12/17 | 4-2 W vs. MIN, 2nd |
| Most saves in an overtime period | 6 | C. Crawford, 03/23/17 | 3-2 W (SO) vs. DAL |

LEADERSHIP

PLAYERS

2016-17

OPPONENTS

TRADITION

RECORDS

PLAYOFFS

HISTORY

MINORS

NHL

MEDIA

INDIVIDUAL MILESTONES

ARTEM ANISIMOV

- Logged his career-best 45th point of the season (1A) on March 14 at MTL
- Appeared in his 500th NHL game on Nov. 3 vs. COL

COREY CRAWFORD

- Earned his 200th career win on Jan. 22 vs. VAN

GUSTAV FORSLING

- Made his NHL debut on Oct. 12 vs. STL
- Collected his first career point and assist on Oct. 21 at CBJ
- Tallied his first career goal on Nov. 13 vs. MTL

JOHN HAYDEN

- Made his NHL debut on March 16 at OTT
- Collected his first NHL point and goal on March 18 at TOR

RYAN HARTMAN

- Scored his first NHL goal on Oct. 12 vs. STL
- Notched his first career hat trick on Jan. 8 vs. NSH

VINNIE HINOSTROZA

- Registered his first career NHL goal at VAN on Nov. 19

MARIAN HOSSA

- Netted his 500th career goal on Oct. 18 vs. PHI
- Posted a goal and assist on Nov. 6 vs. DAL to reach 1,100 career points
- Collected three helpers on Jan. 17 at COL to reach 600 career assists
- Skated in his 1,300th career game on March 16 at OTT

PATRICK KANE

- Collected his 700th career point on Dec. 29 at NSH
- Tallied the 269th goal of his career on Feb. 10 vs. WPG to become the team's all-time leading U.S.-born goal scorer
- Skated in his 700th career NHL game on Jan 6 vs. CAR

DUNCAN KEITH

- Dished out his 400th career assist on Jan. 5 vs. BUF
- Collected an assist for his 500th career point on Feb. 26 vs. STL
- Appeared in his 900th career NHL game on March 10 at DET

MICHAL KEMPNY

- Made his NHL debut on Oct. 12 vs. STL
- Scored his first NHL goal on Dec. 30 at CAR

RICHARD PANIK

- Notched his first career hat trick against NSH on Oct. 15.
- Recorded a goal and an assist Jan. 10 to set a career high with 18 points
- Set a career high with his 12th goal of the year Feb. 8 vs. MIN

JOEL QUENNEVILLE

- Coached his 1,500th career NHL game vs. NSH on Jan. 8
- Won his 400th game with the Blackhawks on Feb. 21 at MIN, becoming the 12th coach in league history to win at least 400 games with one team

NICK SCHMALTZ

- Played in his first career NHL tilt on Oct. 12 vs. STL
- Potted his first career NHL goal on Oct. 15 vs. NSH

BRENT SEABROOK

- Registered his 300th assist on Dec. 20 vs. OTT
- Appeared in his 900th career NHL game on Feb. 18 vs. EDM
- Picked up his 400th career point with two assists on March 4 at NSH

JONATHAN TOEWS

- Recorded an assist on Feb. 18 vs. EDM to reach 600 career points
- Posted a career-high five points (3G, 2A), including his fourth career hat trick, on Feb. 21 at MIN
- Skated in his 700th NHL contest on March 3 vs. NYI

JORDIN TOOTOO

- Appeared in his 700th career NHL game on Dec. 20 vs. OTT

LEADERSHIP

PLAYERS

2016-17

OPPONENTS

TRADITION

RECORDS

PLAYOFFS

HISTORY

MINORS

NHL

MEDIA

GOALS, INDIVIDUAL

| | | |
|---------------------------|----------|-----------------------|
| Scored three goals, home | 03/01/17 | P. Kane vs. PIT |
| Scored three goals, road | 02/21/17 | J. Toews @ MIN |
| Allowed three goals, home | 02/11/16 | P. Eaves vs. DAL |
| Allowed three goals, road | 03/25/17 | J. Marchessault @ FLA |
| Scored four goals, home | 02/24/94 | J. Roenick vs. WPG |
| Scored four goals, road | 12/04/99 | M. Nylander @ BOS |
| Allowed four goals, home | 03/25/03 | A. Yashin vs. NYI |
| Allowed four goals, road | 02/02/12 | S. Gagner @ EDM |
| Scored five goals, home | 02/03/82 | G. Mulvey vs. STL |
| Scored five goals, road | | N/A |
| Allowed five goals, home | | N/A |
| Allowed five goals, road | 02/15/75 | Y. Cournoyer @ MTL |

GOALS, TEAM

| | | |
|-------------------------|----------|---------------|
| Scored 10+ goals, home | 10/12/88 | CHI 10, WPG 1 |
| Scored 10+ goals, road | 01/30/69 | CHI 12, PHI 0 |
| Allowed 10+ goals, home | 11/12/98 | TOR 10, CHI 3 |
| Allowed 10+ goals, road | 12/04/87 | DET 12, CHI 0 |

GOALS, SHORTHANDED

| | | |
|------------------------------------|----------|----------------------------------|
| Scored 2+ shorthanded goals, home | 04/13/06 | K. Calder, P. Sharp vs. DET |
| Scored 2+ shorthanded goals, road | 02/06/16 | M. Hossa, A. Anisimov @ DAL |
| Allowed 2+ shorthanded goals, home | 10/05/05 | J. Lupul, R. Niedermayer vs. ANA |
| Allowed 2+ shorthanded goals, away | 04/04/17 | M. Duchene, G. Landeskog @ COL |

PENALTY SHOTS

| | | |
|------------------------------------|----------|---------------------------------------|
| Chicago had penalty shot, home | 12/20/16 | M. Kruger vs. M. Condon (NG) |
| Chicago had penalty shot, road | 03/21/15 | B. Saad vs. K. Lehtonen, DAL (NG) |
| Opponent had penalty shot, home | 02/24/15 | D. MacKenzie, FLA vs. S. Darling (NG) |
| Opponent had penalty shot, road | 11/29/13 | A. Chiasson, DAL vs. C. Crawford (NG) |
| Chicago scored penalty shot, home | 11/04/15 | A. Shaw vs. B. Elliott, STL |
| Chicago scored penalty shot, road | 12/16/12 | J. Toews vs. M. Biron, NYR |
| Opponent scored penalty shot, home | 12/16/14 | N. Niederreiter, MIN vs. A. Raanta |
| Opponent scored penalty shot, road | 03/25/10 | J. Voracek, CBJ vs. C. Huet |

SHUTOUTS AND TIES

| | | |
|-----------------------------------|----------|---------------------------------|
| Recorded a shutout, home | 12/06/16 | 4-0 vs. ARI (S. Darling) |
| Recorded a shutout, road | 01/20/17 | 1-0 @ BOS (S. Darling) |
| Opponent recorded a shutout, home | 03/09/17 | 1-0 vs. ANA (J. Bernier) |
| Opponent recorded a shutout, road | 04/06/17 | 4-0 @ ANA (J. Gibson) |
| Played in a 0-0 tie, home | 01/08/03 | vs. ARI (M. Leighton, Z. Bierk) |
| Played in a 0-0 tie, road | 12/17/97 | @ EDM (J. Hackett, C. Joseph) |

LEADERSHIP

PLAYERS

2016-17

OPPONENTS

TRADITION

RECORDS

PLAYOFFS

HISTORY

MINORS

NHL

MEDIA

CSN IS NOW



Sports
CHICAGO

ALL THE
GAMES YOU LOVE

WITH THE SAME GREAT
COVERAGE YOU EXPECT!

STREAM ALL  GAMES ON



NBCSPORTSCHICAGO.COM



[@NBCSBLACKHAWKS](https://twitter.com/NBCSBLACKHAWKS)

2017-18 CHICAGO BLACKHAWKS

OPPONENTS





RANDY CARLYLE



RYAN GETZLAF



CLUB INFORMATION

Founded: 1993-94
 Home Arena: Honda Center (17,174)
 Front Office Address: 2695 E. Katella Ave., Anaheim, CA 92806
 Phone: 714-940-2900
 Fax: 714-940-2953
 Website: nhl.com/ducks
 Stanley Cups: 2007
 Chief Executive Officer: Michael Schulman
 Executive Vice President/General Manager: Bob Murray
 Head Coach: Randy Carlyle
 Assistant Coaches: Steve Konowalchuk, Mark Morrison, Rich Preston, Trent Yawney
 Goaltending Coach: Sudarshan Maharaj
 Director, Media and Communications: Alex Gilchrist
 Manager, Media and Communications: Steve Hoem
 Publicist: Keren Lynch
 2016-17 record: 46-23-13 (105 points), 1st Pacific Division
 2017 playoffs: Western Conference Final (def. by Nashville 4-2)

BROADCAST TEAMS

Television play-by-play: John Ahlers
 Television color analyst: Brian Hayward
 Radio play-by-play: Steve Carroll
 Radio color analyst: Dan Wood

2017-18 MEETINGS

Monday, Nov. 27 in Chicago
 Thursday, Feb. 15 in Chicago
 Sunday, March 4 at Anaheim

ALL-TIME FRANCHISE RECORDS

SEASON-BY-SEASON RECORD

| | GP | W | L | T | OTL | | GP | W | L | T | OTL |
|-----------|----|---|---|---|-----|---------------|-----------|-----------|-----------|----------|----------|
| 1993-94 | 5 | 4 | 1 | 0 | - | 2009-10 | 4 | 1 | 3 | 0 | 0 |
| 1994-95 | 4 | 3 | 1 | 0 | - | 2010-11 | 4 | 2 | 2 | 0 | 0 |
| 1995-96 | 4 | 3 | 0 | 1 | - | 2011-12 | 4 | 3 | 1 | 0 | 0 |
| 1996-97 | 4 | 0 | 3 | 1 | - | 2012-13 | 3 | 0 | 2 | 0 | 1 |
| 1997-98 | 4 | 2 | 2 | 0 | - | 2013-14 | 3 | 2 | 0 | 0 | 1 |
| 1998-99 | 4 | 1 | 3 | 0 | - | 2014-15 | 3 | 2 | 1 | 0 | 0 |
| 1999-2000 | 5 | 1 | 3 | 1 | 0 | 2015-16 | 3 | 2 | 0 | 0 | 1 |
| 2000-01 | 4 | 2 | 2 | 0 | 0 | 2016-17 | 3 | 1 | 2 | 0 | 0 |
| 2001-02 | 4 | 2 | 1 | 1 | 0 | TOTALS | 89 | 37 | 44 | 5 | 3 |
| 2002-03 | 4 | 0 | 4 | 0 | 0 | | | | | | |
| 2003-04 | 4 | 1 | 2 | 1 | 0 | | | | | | |
| 2004-05 | - | - | - | - | - | | | | | | |
| 2005-06 | 4 | 0 | 4 | 0 | 0 | | | | | | |
| 2006-07 | 4 | 1 | 3 | 0 | 0 | | | | | | |
| 2007-08 | 4 | 1 | 3 | 0 | 0 | | | | | | |
| 2008-09 | 4 | 3 | 1 | 0 | 0 | | | | | | |

RECORD BY DECADE

| DECADE | RECORD | PCT. |
|--------|-----------|------|
| 1990s | 14-13-3 | .467 |
| 2000s | 11-23-2-0 | .306 |
| 2010s | 12-8-3 | .522 |

HOME/AWAY SPLITS

| LIFETIME | GP | W | L | T | OTL | GF | GA | PTS |
|---------------|-----------|-----------|-----------|----------|----------|------------|------------|-----------|
| Home | 46 | 21 | 20 | 2 | 3 | 113 | 105 | 47 |
| Road | 43 | 16 | 24 | 3 | 0 | 93 | 116 | 35 |
| TOTALS | 89 | 37 | 44 | 5 | 3 | 206 | 221 | 82 |

THE LAST TIME THE BLACKHAWKS...

Last Win: Nov. 25, 2016 (3-2 at Anaheim)
 Last Home Win: Oct. 26, 2015 (1-0 OT)
 Last Road Win: Nov. 25, 2016 (3-2)
 Last Loss: April 6, 2017 (4-0 at Anaheim)
 Last Home Loss: March 9, 2017 (1-0)
 Last Road Loss: April 6, 2017 (4-0)
 Last Tie: Oct. 26, 2003 (1-1 at Anaheim)
 Last Shutout Win: Oct. 26, 2015 (1-0 OT in Chicago)
 Last Shutout Loss: April 6, 2017 (4-0 at Anaheim)

2016-17 REGULAR-SEASON SERIES RECAP

2016-17 Blackhawks record: 0-1-0 at United Center; 1-1-0 at Anaheim

| DATE | TEAM | SCORING BY PERIOD | | | | | SHOTS BY PERIOD | | | | | PP | PIM | GWG | GOALIE (SAVES-SHOTS) | ATTN. |
|--------|------|-------------------|---|---|----|-----|-----------------|----|----|----|-----|------------|-------|------------|---------------------------------|--------|
| | | 1 | 2 | 3 | OT | F | 1 | 2 | 3 | OT | TOT | | | | | |
| 11/25 | CHI | 1 | 2 | 0 | - | 3 | 7 | 8 | 10 | - | 25 | 1-2 (50.0) | 2-4 | R. Hartman | Crawford (34-36) | 17,174 |
| | ANA | 0 | 1 | 1 | - | 2 | 9 | 12 | 15 | - | 36 | 0-2 (0.0) | 2-4 | | Gibson (22-25) | |
| 03/09 | ANA | 0 | 1 | 0 | - | 1 | 2 | 12 | 12 | - | 26 | 0-2 (0.0) | 5-21 | C. Perry | Bernier (43-43) | 21,838 |
| | CHI | 0 | 0 | 0 | - | 0 | 19 | 12 | 12 | - | 43 | 0-2 (0.0) | 4-11 | | Crawford (25-26) | |
| 04/06 | CHI | 0 | 0 | 0 | - | 0 | 9 | 18 | 10 | - | 37 | 0-3 (0.0) | 5-10 | C. Perry | Crawford (22-26) | 16,462 |
| | ANA | 1 | 1 | 2 | - | 4 | 8 | 10 | 8 | - | 26 | 1-3 (33.3) | 4-16 | | Gibson (37-37) | |
| TOTALS | | SCORING BY PERIOD | | | | | SHOTS BY PERIOD | | | | | | | | GOALIE (SAVES-SHOTS) | |
| | TEAM | 1 | 2 | 3 | OT | TOT | 1 | 2 | 3 | OT | TOT | PP | PIM | | | |
| | ANA | 1 | 3 | 3 | - | 7 | 19 | 34 | 35 | - | 88 | 1-7 (14.3) | 11-41 | | Gibson (59-62), Bernier (43-43) | |
| | CHI | 1 | 2 | 0 | - | 3 | 35 | 38 | 32 | - | 105 | 1-7 (14.3) | 11-25 | | Crawford (81-88) | |

2016-17 REGULAR-SEASON STATISTICS

| BLACKHAWKS | GP | G | A | PTS | +/- | PIM | DUCKS | GP | G | A | PTS | +/- | PIM | | |
|---------------------|----|-----|----|-----|-----|------|-------------------|------------------|----|-----|-----|-----|-----|------|---------|
| Patrick Kane | 3 | 1 | 1 | 2 | -1 | 0 | Corey Perry | 3 | 2 | 0 | 2 | 0 | 2 | | |
| Brent Seabrook | 2 | 0 | 2 | 2 | 0 | 2 | Ryan Kesler | 3 | 1 | 1 | 2 | 1 | 0 | | |
| Ryan Hartman | 3 | 1 | 0 | 1 | -1 | 0 | Jakob Silfverberg | 3 | 1 | 1 | 2 | 1 | 0 | | |
| Artem Anisimov | 2 | 1 | 0 | 1 | 0 | 0 | Rickard Rakell | 3 | 1 | 1 | 2 | 0 | 0 | | |
| Marcus Kruger | 3 | 0 | 1 | 1 | 0 | 0 | Sami Vatanen | 3 | 0 | 2 | 2 | 3 | 0 | | |
| Artemi Panarin | 3 | 0 | 1 | 1 | -3 | 0 | Ondrej Kase | 3 | 0 | 2 | 2 | 3 | 0 | | |
| Nick Schmaltz | 3 | 0 | 0 | 0 | 0 | 2 | Logan Shaw | 3 | 0 | 2 | 2 | 2 | 0 | | |
| Jordin Tootoo | 3 | 0 | 0 | 0 | -1 | 0 | Andrew Cogliano | 3 | 0 | 2 | 2 | 1 | 0 | | |
| Brian Campbell | 3 | 0 | 0 | 0 | -1 | 2 | Chris Wagner | 3 | 1 | 0 | 1 | 1 | 0 | | |
| Richard Panik | 3 | 0 | 0 | 0 | -1 | 7 | Nick Ritchie | 2 | 1 | 0 | 1 | 1 | 10 | | |
| Dennis Rasmussen | 2 | 0 | 0 | 0 | 1 | 0 | Kevin Bieksa | 3 | 0 | 1 | 1 | 0 | 2 | | |
| Duncan Keith | 2 | 0 | 0 | 0 | 0 | 0 | Ryan Getzlaf | 3 | 0 | 1 | 1 | 0 | 17 | | |
| Gustav Forsling | 2 | 0 | 0 | 0 | -1 | 0 | Patrick Eaves | 2 | 0 | 1 | 1 | 1 | 0 | | |
| Niklas Hjalmarsson | 2 | 0 | 0 | 0 | -1 | 0 | Josh Manson | 3 | 0 | 0 | 0 | 1 | 4 | | |
| Tomas Jurco | 2 | 0 | 0 | 0 | -1 | 0 | Cam Fowler | 2 | 0 | 0 | 0 | 2 | 0 | | |
| Trevor van Riemsdyk | 2 | 0 | 0 | 0 | -1 | 0 | Antoine Vermette | 2 | 0 | 0 | 0 | 1 | 0 | | |
| Michal Rozsival | 2 | 0 | 0 | 0 | -1 | 6 | Brandon Montour | 2 | 0 | 0 | 0 | 1 | 2 | | |
| Marian Hossa | 2 | 0 | 0 | 0 | -2 | 0 | Shea Theodore | 2 | 0 | 0 | 0 | 1 | 2 | | |
| Tanner Kero | 2 | 0 | 0 | 0 | -2 | 0 | Hampus Lindholm | 2 | 0 | 0 | 0 | -1 | 0 | | |
| Johnny Oduya | 2 | 0 | 0 | 0 | -2 | 2 | Jaycob Megna | 1 | 0 | 0 | 0 | 1 | 0 | | |
| Tyler Motte | 1 | 0 | 0 | 0 | 0 | 0 | Nate Thompson | 1 | 0 | 0 | 0 | 0 | 0 | | |
| Andrew Desjardins | 1 | 0 | 0 | 0 | 0 | 0 | Ryan Garbutt | 1 | 0 | 0 | 0 | 0 | 0 | | |
| Jonathan Toews | 1 | 0 | 0 | 0 | 0 | 0 | Jared Boll | 1 | 0 | 0 | 0 | 0 | 2 | | |
| John Hayden | 1 | 0 | 0 | 0 | 0 | 2 | | | | | | | | | |
| Vinnie Hinostroza | 1 | 0 | 0 | 0 | -1 | 0 | | | | | | | | | |
| Michal Kempny | 1 | 0 | 0 | 0 | -1 | 0 | | | | | | | | | |
| GOALTENDER | GP | MIN | GA | SA | SV | AVG | W-L-OTL | GOALTENDER | GP | MIN | GA | SA | SV | AVG | W-L-OTL |
| Corey Crawford | 3 | 178 | 7 | 88 | 81 | 2.36 | 1-2-0 | John Gibson | 2 | 119 | 3 | 62 | 59 | 1.51 | 1-1-0 |
| | | | | | | | | Jonathan Bernier | 1 | 60 | 0 | 43 | 43 | 0.00 | 1-0-0 |



RICK TOCCHET



OLIVER EKMAN-LARSSON



CLUB INFORMATION

Founded: 1972-73 (WHA, Winnipeg), 1979-80 (NHL), 1996-97 (Arizona)
 Home Arena: Gila River Arena (17,125)
 Front Office Address: 9400 W. Maryland Ave., Glendale, AZ 85305
 Phone: 623-772-3200
 Fax: 623-872-2000
 Website: nhl.com/coyotes
 Stanley Cups: none
 General Manager: John Chayka
 Executive Vice President of Hockey Operations/Head Coach: Rick Tocchet
 Assistant Coaches: Scott Allen, Scott MacLean
 Goaltending Coach: Jon Elkin
 Executive Vice President, Communications and Broadcasting: Rich Naim
 Director, Media Relations: Greg Dillard
 Coordinator, Media Relations: Jeffrey Sanders
 2016-17 record: 30-42-10 (70 points), 6th Pacific Division
 2017 playoffs: DND

BROADCAST TEAMS

Television play-by-play: Matt McConnell
 Television color analyst: Tyson Nash
 Radio play-by-play: Bob Heethuis
 Radio color analyst: Paul Bissonnette

2017-18 MEETINGS

Saturday, Oct. 21 at Arizona
 Sunday, Dec. 10 in Chicago
 Monday, Feb. 12 at Arizona

ALL-TIME FRANCHISE RECORDS INCLUDES TOTALS FROM WINNIPEG JETS (1979-96)

SEASON-BY-SEASON RECORD

| | GP | W | L | T | OTL | | GP | W | L | T | OTL |
|-----------|----|---|---|---|-----|---------------|------------|-----------------|-----------|-----------|----------|
| 1979-80 | 4 | 2 | 2 | 0 | - | 2003-04 | 4 | 0 | 0 | 3 | 1 |
| 1980-81 | 4 | 3 | 1 | 0 | - | 2004-05 | - | SEASON CANCELED | - | - | - |
| 1981-82 | 7 | 2 | 3 | 2 | - | 2005-06 | 4 | 2 | 2 | 0 | 0 |
| 1982-83 | 3 | 2 | 1 | 0 | - | 2006-07 | 4 | 1 | 1 | 0 | 2 |
| 1983-84 | 3 | 1 | 2 | 0 | - | 2007-08 | 4 | 3 | 1 | 0 | 0 |
| 1984-85 | 3 | 1 | 1 | 1 | - | 2008-09 | 4 | 4 | 0 | 0 | 0 |
| 1985-86 | 3 | 2 | 1 | 0 | - | 2009-10 | 4 | 1 | 1 | 0 | 2 |
| 1986-87 | 3 | 3 | 0 | 0 | - | 2010-11 | 4 | 2 | 1 | 0 | 1 |
| 1987-88 | 3 | 1 | 1 | 1 | - | 2011-12 | 4 | 1 | 2 | 0 | 1 |
| 1988-89 | 3 | 3 | 0 | 0 | - | 2012-13 | 3 | 2 | 0 | 0 | 1 |
| 1989-90 | 3 | 2 | 1 | 0 | - | 2013-14 | 3 | 2 | 1 | 0 | 0 |
| 1990-91 | 3 | 2 | 0 | 1 | - | 2014-15 | 3 | 2 | 0 | 0 | 1 |
| 1991-92 | 3 | 0 | 2 | 1 | - | 2015-16 | 3 | 3 | 0 | 0 | 0 |
| 1992-93 | 3 | 2 | 1 | 0 | - | 2016-17 | 3 | 3 | 0 | 0 | 0 |
| 1993-94 | 6 | 4 | 2 | 0 | - | TOTALS | 141 | 70 | 47 | 15 | 9 |
| 1994-95 | 5 | 2 | 3 | 0 | - | | | | | | |
| 1995-96 | 5 | 2 | 2 | 1 | - | | | | | | |
| 1996-97 | 5 | 1 | 4 | 0 | - | | | | | | |
| 1997-98 | 6 | 1 | 4 | 1 | - | | | | | | |
| 1998-99 | 4 | 1 | 2 | 1 | - | | | | | | |
| 1999-2000 | 4 | 2 | 1 | 1 | 0 | | | | | | |
| 2000-01 | 3 | 1 | 1 | 1 | 0 | | | | | | |
| 2001-02 | 4 | 2 | 2 | 0 | 0 | | | | | | |
| 2002-03 | 4 | 2 | 1 | 1 | 0 | | | | | | |

RECORD BY DECADE

| DECADE | RECORD | PCT. |
|--------|---------|------|
| 1970s | 2-2-0 | .500 |
| 1980s | 20-11-4 | .571 |
| 1990s | 17-21-6 | .386 |
| 2000s | 16-9-5 | .457 |
| 2010s | 15-4-4 | .652 |

HOME/AWAY SPLITS

| LIFETIME | GP | W | L | T | OTL | GF | GA | PTS |
|---------------|------------|-----------|-----------|-----------|----------|------------|------------|------------|
| Home | 69 | 38 | 16 | 10 | 5 | 250 | 167 | 91 |
| Road | 72 | 32 | 31 | 5 | 4 | 229 | 221 | 73 |
| TOTALS | 141 | 70 | 47 | 15 | 9 | 479 | 388 | 164 |

THE LAST TIME THE BLACKHAWKS...

Last Win: Feb. 23, 2017 (6-3 in Chicago)
 Last Home Win: Feb. 23, 2017 (6-3)
 Last Road Win: Feb. 2, 2017 (4-3)
 Last Loss: Feb. 9, 2015 (3-2 SO in Chicago)
 Last Home Loss: Feb. 9, 2015 (3-2 SO)
 Last Road Loss: Feb. 7, 2014 (2-0)
 Last Tie: March 21, 2004 (2-2 in Chicago)
 Last Shutout Win: Dec. 6, 2016 (4-0 in Chicago)
 Last Shutout Loss: Feb. 7, 2014 (2-0 at Arizona)

2016-17 REGULAR-SEASON SERIES RECAP

2016-17 Blackhawks record: 2-0-0 at United Center; 1-0-0 at Arizona

| DATE | TEAM | SCORING BY PERIOD | | | | | SHOTS BY PERIOD | | | | | PP | PIM | GWG | GOALIE (SAVES-SHOTS) | ATTN. |
|--------|------|-------------------|---|---|----|-----|-----------------|----|----|----|-----|------------|-------|-------------|-----------------------------------|--------|
| | | 1 | 2 | 3 | OT | F | 1 | 2 | 3 | OT | TOT | | | | | |
| 12/06 | ARI | 0 | 0 | 0 | - | 0 | 9 | 6 | 7 | - | 22 | 0-2 (0.0) | 3-6 | | Smith (23-27) | 21,327 |
| | CHI | 1 | 2 | 1 | - | 4 | 5 | 13 | 9 | - | 27 | 1-3 (33.3) | 2-4 | A. Anisimov | Darling (22-22) | |
| 02/02 | CHI | 3 | 1 | 0 | - | 4 | 14 | 6 | 6 | - | 26 | 2-4 (50.0) | 8-19 | A. Panarin | Crawford (24-27) | 17,125 |
| | ARI | 0 | 3 | 0 | - | 3 | 6 | 14 | 7 | - | 27 | 1-5 (20.0) | 8-27 | | Smith (22-26) | |
| 02/23 | ARI | 3 | 0 | 0 | - | 3 | 10 | 16 | 11 | - | 37 | 0-4 (0.0) | 2-4 | | Smith (23-29) | 21,781 |
| | CHI | 3 | 2 | 1 | - | 6 | 13 | 9 | 7 | - | 29 | 0-2 (0.0) | 3-8 | M. Rozsival | Crawford (34-37) | |
| TOTALS | | SCORING BY PERIOD | | | | | SHOTS BY PERIOD | | | | | | | | GOALIE (SAVES-SHOTS) | |
| | TEAM | 1 | 2 | 3 | OT | TOT | 1 | 2 | 3 | OT | TOT | PP | PIM | | Smith (68-82) | |
| | ARI | 3 | 3 | 0 | - | 6 | 25 | 36 | 25 | - | 86 | 1-11 (9.1) | 13-37 | | | |
| | CHI | 7 | 5 | 2 | - | 14 | 32 | 28 | 22 | - | 82 | 3-9 (33.3) | 13-31 | | Crawford (58-64), Darling (22-22) | |

2016-17 REGULAR-SEASON STATISTICS

| BLACKHAWKS | GP | G | A | PTS | +/- | PIM | COYOTES | GP | G | A | PTS | +/- | PIM | | |
|---------------------|----|-----|----|-----|-----|------|----------------------|------------|----|-----|-----|-----|-----|------|---------|
| Patrick Kane | 3 | 4 | 2 | 6 | 3 | 0 | Radim Vrbata | 3 | 1 | 1 | 2 | -2 | 0 | | |
| Marian Hossa | 3 | 3 | 1 | 4 | 1 | 0 | Christian Dvorak | 3 | 1 | 1 | 2 | -1 | 0 | | |
| Ryan Hartman | 3 | 2 | 2 | 4 | 3 | 0 | Brendan Perlini | 3 | 1 | 1 | 2 | -1 | 4 | | |
| Artemi Panarin | 3 | 1 | 2 | 3 | 2 | 2 | Alex Goligoski | 3 | 0 | 2 | 2 | -2 | 2 | | |
| Artem Anisimov | 3 | 1 | 2 | 3 | 1 | 2 | Alexander Burmistrov | 2 | 0 | 2 | 2 | 0 | 2 | | |
| Brent Seabrook | 3 | 0 | 3 | 3 | 1 | 0 | Ryan White | 3 | 1 | 0 | 1 | -1 | 0 | | |
| Jonathan Toews | 2 | 0 | 3 | 3 | 1 | 2 | Oliver Ekman-Larsson | 3 | 1 | 0 | 1 | -1 | 2 | | |
| Nick Schmaltz | 2 | 1 | 1 | 2 | 1 | 0 | Jakob Chychrun | 3 | 1 | 0 | 1 | -3 | 0 | | |
| Richard Panik | 3 | 0 | 2 | 2 | 2 | 8 | Tobias Rieder | 3 | 0 | 1 | 1 | -1 | 0 | | |
| Duncan Keith | 3 | 0 | 2 | 2 | -2 | 0 | Max Domi | 3 | 0 | 1 | 1 | -1 | 0 | | |
| Dennis Rasmussen | 3 | 1 | 0 | 1 | 1 | 0 | Martin Hanzal | 3 | 0 | 1 | 1 | -1 | 0 | | |
| Michal Rozsival | 1 | 1 | 0 | 1 | 0 | 0 | Shane Doan | 3 | 0 | 1 | 1 | -2 | 4 | | |
| Trevor van Riemsdyk | 3 | 0 | 1 | 1 | 3 | 0 | Michael Stone | 2 | 0 | 1 | 1 | -2 | 2 | | |
| Niklas Hjalmarsson | 3 | 0 | 1 | 1 | 2 | 2 | Connor Murphy | 3 | 0 | 0 | 0 | -1 | 0 | | |
| Tanner Kero | 2 | 0 | 1 | 1 | 1 | 0 | Jamie McGinn | 3 | 0 | 0 | 0 | -2 | 2 | | |
| Andrew Desjardins | 2 | 0 | 1 | 1 | 0 | 9 | Luke Schenn | 3 | 0 | 0 | 0 | -2 | 17 | | |
| Marcus Kruger | 3 | 0 | 0 | 0 | 2 | 0 | Jordan Martinook | 3 | 0 | 0 | 0 | -3 | 2 | | |
| Brian Campbell | 3 | 0 | 0 | 0 | 6 | 6 | Lawson Crouse | 2 | 0 | 0 | 0 | -2 | 0 | | |
| Gustav Forsling | 2 | 0 | 0 | 0 | 2 | 0 | Anthony Duclair | 1 | 0 | 0 | 0 | 0 | 0 | | |
| Tyler Motte | 1 | 0 | 0 | 0 | 1 | 0 | Anthony DeAngelo | 1 | 0 | 0 | 0 | -1 | 0 | | |
| Michal Kempny | 1 | 0 | 0 | 0 | 0 | 0 | Josh Jooris | 1 | 0 | 0 | 0 | -2 | 0 | | |
| Jordin Tootoo | 1 | 0 | 0 | 0 | 0 | 0 | | | | | | | | | |
| Vinnie Hinostroza | 1 | 0 | 0 | 0 | 0 | 0 | | | | | | | | | |
| GOALTENDER | GP | MIN | GA | SA | SV | AVG | W-L-OTL | GOALTENDER | GP | MIN | GA | SA | SV | AVG | W-L-OTL |
| Corey Crawford | 2 | 120 | 6 | 64 | 58 | 3.00 | 2-0-0 | Mike Smith | 3 | 179 | 14 | 82 | 68 | 4.69 | 0-3-0 |
| Scott Darling | 1 | 60 | 0 | 22 | 22 | 0.00 | 1-0-0 | | | | | | | | |

LEADERSHIP

PLAYERS

2016-17

OPPONENTS

TRADITION

RECORDS

PLAYOFFS

HISTORY


MINORS

NHL

MEDIA



BRUCE CASSIDY



ZDENO CHARA



CLUB INFORMATION

Founded: 1924-25
 Home Arena: TD Garden (17,565)
 Front Office Address: 100 Legends Way, Boston, MA 02114
 Phone: 617-624-2327
 Website: nhl.com/b Bruins
 Stanley Cups: 1929, '39, '41, '70, '72, 2011
 President: Cam Neely
 General Manager: Don Sweeney
 Head Coach: Bruce Cassidy
 Assistant Coaches: Jay Pandolfo, Joe Sacco
 Goaltending Coach: Bob Essensa
 Vice President, Marketing and Communications: Matthew Chmura
 Director, Communications and Content: Brandon McNeil
 Director, Publications/Information: Heidi Holland
 2016-17 record: 44-31-7 (95 points), 3rd Atlantic Division
 2017 playoffs: Eastern Conference First Round (def. by Ottawa 4-2)

BROADCAST TEAMS

Television play-by-play: Jack Edwards
 Television color analyst: Andy Brickley
 Radio play-by-play: TBD
 Radio color analyst: Bob Beers

2017-18 MEETINGS

Saturday, March 10 at Boston
 Sunday, March 11 in Chicago

ALL-TIME FRANCHISE RECORDS

SEASON-BY-SEASON RECORD (SINCE 1975)

| | GP | W | L | T | OTL | | GP | W | L | T | OTL |
|-----------|----|---|---|---|-----|---------------|---------------|-----------------|------------|-------------|----------|
| 1975-76 | 4 | 0 | 3 | 1 | - | 2004-05 | - | SEASON CANCELED | - | | |
| 1976-77 | 4 | 0 | 4 | 0 | - | 2005-06 | - | DID NOT PLAY | - | | |
| 1977-78 | 4 | 1 | 3 | 0 | - | 2006-07 | 1 | 0 | 1 | 0 | 0 |
| 1978-79 | 5 | 1 | 3 | 1 | - | 2007-08 | 1 | 0 | 1 | 0 | 0 |
| 1979-80 | 4 | 2 | 2 | 0 | - | 2008-09 | 2 | 0 | 1 | 0 | 1 |
| 1980-81 | 4 | 1 | 3 | 0 | - | 2009-10 | 2 | 2 | 0 | 0 | 0 |
| 1981-82 | 3 | 2 | 1 | 0 | - | 2010-11 | 1 | 0 | 1 | 0 | 0 |
| 1982-83 | 3 | 0 | 3 | 0 | - | 2011-12 | 1 | 0 | 0 | 0 | 1 |
| 1983-84 | 3 | 2 | 1 | 0 | - | 2012-13 | - | DID NOT PLAY | - | | |
| 1984-85 | 3 | 3 | 0 | 0 | - | 2013-14 | 2 | 1 | 1 | 0 | 0 |
| 1985-86 | 3 | 2 | 1 | 0 | - | 2014-15 | 2 | 1 | 1 | 0 | 0 |
| 1986-87 | 3 | 1 | 1 | 1 | - | 2015-16 | 2 | 1 | 1 | 0 | 0 |
| 1987-88 | 3 | 0 | 3 | 0 | - | 2016-17 | 2 | 1 | 1 | 0 | 0 |
| 1988-89 | 3 | 0 | 3 | 0 | - | TOTALS | 586 | 242 | 263 | 79 | 2 |
| 1989-90 | 3 | 0 | 3 | 0 | - | | | | | | |
| 1990-91 | 3 | 1 | 2 | 0 | - | | | | | | |
| 1991-92 | 3 | 2 | 1 | 0 | - | | | | | | |
| 1992-93 | 2 | 2 | 0 | 0 | - | | | | | | |
| 1993-94 | 2 | 1 | 1 | 0 | - | | | | | | |
| 1994-95 | - | - | - | - | - | DECADE | RECORD | | | PCT. | |
| 1995-96 | 2 | 2 | 0 | 0 | - | 1920s | 6-14-4 | | | .250 | |
| 1996-97 | 2 | 1 | 0 | 1 | - | 1930s | 25-33-8 | | | .378 | |
| 1997-98 | 2 | 2 | 0 | 0 | - | 1940s | 47-46-13 | | | .443 | |
| 1998-99 | 2 | 0 | 1 | 1 | - | 1950s | 46-69-24 | | | .331 | |
| 1999-2000 | 2 | 2 | 0 | 0 | 0 | 1960s | 70-36-18 | | | .565 | |
| 2000-01 | 1 | 0 | 1 | 0 | 0 | 1970s | 15-25-7 | | | .319 | |
| 2001-02 | 2 | 0 | 1 | 1 | 0 | 1980s | 11-19-1 | | | .355 | |
| 2002-03 | 2 | 2 | 0 | 0 | 0 | 1990s | 13-5-2 | | | .650 | |
| 2003-04 | 1 | 1 | 0 | 0 | 0 | 2000s | 5-5-1-1 | | | .417 | |
| | | | | | | 2010s | 4-5-1 | | | .400 | |

HOME/AWAY SPLITS

| LIFETIME | GP | W | L | T | OTL | GF | GA | PTS |
|---------------|------------|------------|------------|-----------|----------|--------------|--------------|------------|
| Home | 294 | 150 | 97 | 45 | 2 | 948 | 794 | 349 |
| Road | 292 | 92 | 166 | 34 | 0 | 823 | 1,045 | 218 |
| TOTALS | 586 | 242 | 263 | 79 | 2 | 1,771 | 1,839 | 567 |

THE LAST TIME THE BLACKHAWKS...

Last Win: Jan. 20, 2017 (1-0 at Boston)
 Last Home Win: April 3, 2016 (6-4)
 Last Road Win: Jan. 20, 2017 (1-0)
 Last Loss: April 2, 2017 (3-2 in Chicago)
 Last Home Loss: April 2, 2017 (3-2)
 Last Road Loss: March 3, 2016 (4-2)
 Last Tie: Oct. 28, 2001 (3-3 in Chicago)
 Last Shutout Win: Jan. 20, 2017 (1-0 at Boston)
 Last Shutout Loss: March 27, 2014 (3-0 at Boston)

RECORD BY DECADE

| DECADE | RECORD | PCT. |
|--------|----------|------|
| 1920s | 6-14-4 | .250 |
| 1930s | 25-33-8 | .378 |
| 1940s | 47-46-13 | .443 |
| 1950s | 46-69-24 | .331 |
| 1960s | 70-36-18 | .565 |
| 1970s | 15-25-7 | .319 |
| 1980s | 11-19-1 | .355 |
| 1990s | 13-5-2 | .650 |
| 2000s | 5-5-1-1 | .417 |
| 2010s | 4-5-1 | .400 |

2016-17 REGULAR-SEASON SERIES RECAP

2016-17 Blackhawks record: 0-1-0 at United Center; 1-0-0 at Boston

| DATE | TEAM | SCORING BY PERIOD | | | | | SHOTS BY PERIOD | | | | | PP | PIM | GWG | GOALIE (SAVES-SHOTS) | ATTN. |
|--------|------|-------------------|---|---|----|-----|-----------------|----|----|----|-----|-------------|------|-----------------------------------|----------------------|--------|
| | | 1 | 2 | 3 | OT | F | 1 | 2 | 3 | OT | TOT | | | | | |
| 01/20 | CHI | 0 | 0 | 1 | - | 1 | 6 | 8 | 8 | - | 22 | 0-3 (0.0) | 2-4 | M. Hossa | Darling (30-30) | 17,565 |
| | BOS | 0 | 0 | 0 | - | 0 | 17 | 8 | 5 | - | 30 | 0-2 (0.0) | 3-6 | | | |
| 04/02 | BOS | 2 | 0 | 1 | - | 3 | 11 | 12 | 6 | - | 29 | 1-1 (100.0) | 3-6 | K. Miller | Khudobin (41-43) | 22,131 |
| | CHI | 0 | 1 | 1 | - | 2 | 16 | 11 | 16 | - | 43 | 0-3 (0.0) | 1-2 | | | |
| TOTALS | | SCORING BY PERIOD | | | | | SHOTS BY PERIOD | | | | | PP | PIM | GOALIE (SAVES-SHOTS) | | |
| | TEAM | 1 | 2 | 3 | OT | TOT | 1 | 2 | 3 | OT | TOT | | | | | |
| | BOS | 2 | 0 | 1 | - | 3 | 28 | 20 | 11 | - | 59 | 1-3 (33.3) | 6-12 | Rask (21-22), Khudobin (41-43) | | |
| | CHI | 0 | 1 | 2 | - | 3 | 22 | 19 | 24 | - | 65 | 0-6 (0.0) | 3-6 | Crawford (26-29), Darling (30-30) | | |

2016-17 REGULAR-SEASON STATISTICS

| BLACKHAWKS | GP | G | A | PTS | +/- | PIM | BRUINS | GP | G | A | PTS | +/- | PIM | | |
|---------------------|----|-----|----|-----|-----|------|--------------------|----------------|----|-----|-----|-----|-----|------|---------|
| Brent Seabrook | 2 | 0 | 2 | 2 | 3 | 0 | Patrice Bergeron | 2 | 1 | 0 | 1 | 0 | 0 | | |
| Artemi Panarin | 2 | 1 | 0 | 1 | 1 | 0 | Zdeno Chara | 2 | 1 | 0 | 1 | -2 | 2 | | |
| Marian Hossa | 2 | 1 | 0 | 1 | 0 | 0 | Kevan Miller | 1 | 1 | 0 | 1 | 1 | 2 | | |
| Jordin Tootoo | 2 | 1 | 0 | 1 | 0 | 0 | Brad Marchand | 2 | 0 | 1 | 1 | 0 | 0 | | |
| Tanner Kero | 2 | 0 | 1 | 1 | 2 | 0 | Brandon Carlo | 2 | 0 | 1 | 1 | -1 | 0 | | |
| Richard Panik | 2 | 0 | 1 | 1 | 1 | 0 | Sean Kuraly | 1 | 0 | 1 | 1 | 0 | 0 | | |
| Vinnie Hinostroza | 1 | 0 | 1 | 1 | 1 | 0 | Torey Krug | 2 | 0 | 0 | 0 | 1 | 0 | | |
| John Hayden | 1 | 0 | 1 | 1 | 0 | 0 | Ryan Spooner | 2 | 0 | 0 | 0 | 1 | 2 | | |
| Duncan Keith | 2 | 0 | 0 | 0 | 2 | 4 | Matt Beleskey | 2 | 0 | 0 | 0 | 0 | 0 | | |
| Nick Schmaltz | 2 | 0 | 0 | 0 | 0 | 0 | David Backes | 2 | 0 | 0 | 0 | 0 | 0 | | |
| Patrick Kane | 2 | 0 | 0 | 0 | 0 | 0 | David Krejci | 2 | 0 | 0 | 0 | 0 | 2 | | |
| Jonathan Toews | 2 | 0 | 0 | 0 | 0 | 2 | David Pastrnak | 2 | 0 | 0 | 0 | -1 | 0 | | |
| Dennis Rasmussen | 2 | 0 | 0 | 0 | -1 | 0 | Adam McQuaid | 2 | 0 | 0 | 0 | -1 | 0 | | |
| Trevor van Riemsdyk | 2 | 0 | 0 | 0 | -1 | 0 | Dominic Moore | 2 | 0 | 0 | 0 | -1 | 2 | | |
| Ryan Hartman | 2 | 0 | 0 | 0 | -1 | 0 | Riley Nash | 2 | 0 | 0 | 0 | -2 | 0 | | |
| Niklas Hjalmarsson | 2 | 0 | 0 | 0 | -1 | 0 | Drew Stafford | 1 | 0 | 0 | 0 | 2 | 0 | | |
| Brian Campbell | 2 | 0 | 0 | 0 | -1 | 0 | Austin Czarnik | 1 | 0 | 0 | 0 | 0 | 0 | | |
| Michal Kempny | 1 | 0 | 0 | 0 | 1 | 0 | Tim Schaller | 1 | 0 | 0 | 0 | 0 | 0 | | |
| Artem Anisimov | 1 | 0 | 0 | 0 | 0 | 0 | Joe Morrow | 1 | 0 | 0 | 0 | 0 | 0 | | |
| Marcus Kruger | 1 | 0 | 0 | 0 | 0 | 0 | John-Michael Liles | 1 | 0 | 0 | 0 | 0 | 0 | | |
| Johnny Oduya | 1 | 0 | 0 | 0 | -1 | 0 | Colin Miller | 1 | 0 | 0 | 0 | 0 | 2 | | |
| | | | | | | | Frank Vatrano | 1 | 0 | 0 | 0 | -1 | 0 | | |
| | | | | | | | Noel Acciari | 1 | 0 | 0 | 0 | -1 | 0 | | |
| GOALTENDER | GP | MIN | GA | SA | SV | AVG | W-L-OTL | GOALTENDER | GP | MIN | GA | SA | SV | AVG | W-L-OTL |
| Corey Crawford | 1 | 58 | 3 | 29 | 26 | 3.08 | 0-1-0 | Tuukka Rask | 1 | 59 | 1 | 22 | 21 | 1.01 | 0-1-0 |
| Scott Darling | 1 | 60 | 0 | 30 | 30 | 0.00 | 1-0-0 | Anton Khudobin | 1 | 60 | 2 | 43 | 41 | 2.00 | 1-0-0 |



PHIL HOUSLEY



BRIAN GIONTA



CLUB INFORMATION

Founded: 1970-71
 Home Arena: First Niagara Center (19,070)
 Front Office Address: One Seymour H. Knox III Plaza, Buffalo, NY 14203
 Phone: 716-855-4000
 Fax: 716-855-4122
 Website: nhl.com/sabres
 Stanley Cups: none
 General Manager: Jason Botterill
 Head Coach: Phil Housley
 Associate Coach: Davis Payne
 Assistant Coaches: Chris Hajt, Tom Ward
 Goaltending Coach: Andrew Allen
 Vice President, Media Relations: Chris Bandura
 Manager, Media Relations: Ian Ott
 Coordinator, Public Relations: Chris Dierken
 2016-17 record: 33-37-12 (78 points), 8th Atlantic Division
 2017 playoffs: DNO

BROADCAST TEAMS

Television/radio play-by-play: Dan Dunleavy, Rick Jeanneret
 Television/radio color analyst: Rob Ray
 Television/radio studio analysts: Brian Duff, Brad May

2017-18 MEETINGS

Friday, Dec. 8 in Chicago
 Saturday, March 17 at Buffalo

ALL-TIME FRANCHISE RECORDS

SEASON-BY-SEASON RECORD (SINCE 1975)

| | GP | W | L | T | OTL | | GP | W | L | T | OTL |
|-----------|----|--------------|---|---|-----|---------------|---------------|-----------------|-----------|-----------|----------|
| 1975-76 | 4 | 0 | 2 | 2 | - | 2001-02 | 1 | 1 | 0 | 0 | 0 |
| 1976-77 | 4 | 1 | 3 | 0 | - | 2002-03 | 2 | 1 | 0 | 1 | 0 |
| 1977-78 | 4 | 1 | 2 | 1 | - | 2003-04 | 1 | 0 | 1 | 0 | 0 |
| 1978-79 | 5 | 2 | 2 | 1 | - | 2004-05 | - | SEASON CANCELED | - | - | - |
| 1979-80 | 4 | 1 | 1 | 2 | - | 2005-06 | - | DID NOT PLAY | - | - | - |
| 1980-81 | 4 | 2 | 2 | 0 | - | 2006-07 | 1 | 0 | 1 | 0 | 0 |
| 1981-82 | 3 | 1 | 2 | 0 | - | 2007-08 | 1 | 0 | 1 | 0 | 0 |
| 1982-83 | 3 | 1 | 1 | 1 | - | 2008-09 | 1 | 1 | 0 | 0 | 0 |
| 1983-84 | 3 | 2 | 1 | 0 | - | 2009-10 | 1 | 0 | 1 | 0 | 0 |
| 1984-85 | 3 | 0 | 3 | 0 | - | 2010-11 | 2 | 2 | 0 | 0 | 0 |
| 1985-86 | 3 | 2 | 1 | 0 | - | 2011-12 | 1 | 1 | 0 | 0 | 0 |
| 1986-87 | 3 | 1 | 2 | 0 | - | 2012-13 | - | DID NOT PLAY | - | - | - |
| 1987-88 | 3 | 1 | 2 | 0 | - | 2013-14 | 2 | 2 | 0 | 0 | 0 |
| 1988-89 | 3 | 1 | 2 | 0 | - | 2014-15 | 2 | 2 | 0 | 0 | 0 |
| 1989-90 | 3 | 2 | 1 | 0 | - | 2015-16 | 2 | 2 | 0 | 0 | 0 |
| 1990-91 | 3 | 1 | 2 | 0 | - | 2016-17 | 2 | 2 | 0 | 0 | 0 |
| 1991-92 | 3 | 1 | 2 | 0 | - | TOTALS | 119 | 53 | 52 | 13 | 1 |
| 1992-93 | 2 | 0 | 2 | 0 | - | | | | | | |
| 1993-94 | 2 | 1 | 1 | 0 | - | | | | | | |
| 1994-95 | - | DID NOT PLAY | - | - | - | | | | | | |
| 1995-96 | 2 | 2 | 0 | 0 | - | DECADE | RECORD | PCT. | | | |
| 1996-97 | 2 | 1 | 1 | 0 | - | 1970s | 17-19-11 | .362 | | | |
| 1997-98 | 2 | 2 | 0 | 0 | - | 1980s | 13-17-1 | .419 | | | |
| 1998-99 | 2 | 1 | 1 | 0 | - | 1990s | 9-10-1 | .473 | | | |
| 1999-2000 | 2 | 0 | 1 | 0 | 1 | 2000s | 3-6-1-0 | .300 | | | |
| 2000-01 | 2 | 0 | 2 | 0 | 0 | 2010s | 10-0-0 | 1.000 | | | |

HOME/AWAY SPLITS

| LIFETIME | GP | W | L | T | OTL | GF | GA | PTS |
|---------------|------------|-----------|-----------|-----------|----------|------------|------------|------------|
| Home | 59 | 34 | 18 | 6 | 1 | 194 | 154 | 75 |
| Road | 60 | 19 | 34 | 7 | 0 | 157 | 214 | 45 |
| TOTALS | 119 | 53 | 52 | 13 | 1 | 351 | 368 | 120 |

THE LAST TIME THE BLACKHAWKS...

Last Win: Feb. 19, 2017 (5-1 at Buffalo)
 Last Home Win: Jan. 5, 2017 (4-3 OT)
 Last Road Win: Feb. 19, 2017 (5-1)
 Last Loss: Dec. 11, 2009 (2-1 at Buffalo)
 Last Home Loss: Jan. 10, 2007 (2-1)
 Last Road Loss: Dec. 11, 2009 (2-1)
 Last Tie: Dec. 13, 2002 (1-1 at Buffalo)
 Last Shutout Win: Oct. 13, 2002 (3-0 in Chicago)
 Last Shutout Loss: Nov. 22, 1991 (2-0 at Buffalo)

2016-17 REGULAR-SEASON SERIES RECAP

2016-17 Blackhawks record: 1-0-0 at United Center; 1-0-0 at Buffalo

| DATE | TEAM | SCORING BY PERIOD | | | | | SHOTS BY PERIOD | | | | | PP | PIM | GWG | GOALIE (SAVES-SHOTS) | ATTN. |
|--------|------|-------------------|---|---|----|-----|-----------------|----|----|----|-----|------------|------|-----------------------------------|----------------------|--------|
| | | 1 | 2 | 3 | OT | F | 1 | 2 | 3 | OT | TOT | | | | | |
| 01/05 | BUF | 1 | 1 | 1 | 0 | 3 | 6 | 6 | 8 | 0 | 20 | 2-3 (66.7) | 2-4 | | Nilsson (39-43) | 21,824 |
| | CHI | 1 | 1 | 1 | 1 | 4 | 20 | 9 | 11 | 3 | 43 | 0-2 (0.0) | 3-6 | P. Kane (OT) | Crawford (17-20) | |
| 02/19 | CHI | 1 | 2 | 2 | - | 5 | 17 | 12 | 8 | - | 37 | 0-3 (0.0) | 4-8 | M. Hossa | Darling (25-26) | 19,070 |
| | BUF | 1 | 0 | 0 | - | 1 | 12 | 8 | 6 | - | 26 | 0-4 (0.0) | 2-6 | | Lehner (32-37) | |
| TOTALS | | SCORING BY PERIOD | | | | | SHOTS BY PERIOD | | | | | PP | PIM | GOALIE (SAVES-SHOTS) | | |
| | TEAM | 1 | 2 | 3 | OT | TOT | 1 | 2 | 3 | OT | TOT | | | | | |
| | BUF | 2 | 1 | 1 | 0 | 4 | 18 | 14 | 14 | 0 | 46 | 2-7 (28.6) | 4-10 | Lehner (32-37), Nilsson (39-43) | | |
| | CHI | 2 | 3 | 3 | 1 | 9 | 37 | 21 | 19 | 3 | 80 | 0-5 (0.0) | 7-14 | Crawford (17-20), Darling (25-26) | | |

2016-17 REGULAR-SEASON STATISTICS

| BLACKHAWKS | GP | G | A | PTS | +/- | PIM | SABRES | GP | G | A | PTS | +/- | PIM | | |
|---------------------|----|-----|----|-----|-----|------|---------------------|----------------|----|-----|-----|-----|-----|------|---------|
| Patrick Kane | 2 | 2 | 3 | 5 | 5 | 0 | Kyle Okposo | 2 | 1 | 1 | 2 | 0 | 0 | | |
| Artem Anisimov | 2 | 3 | 0 | 3 | 4 | 0 | Jack Eichel | 2 | 1 | 1 | 2 | -3 | 0 | | |
| Ryan Hartman | 2 | 2 | 0 | 2 | 1 | 0 | Ryan O'Reilly | 2 | 0 | 2 | 2 | -1 | 0 | | |
| Jonathan Toews | 2 | 1 | 1 | 2 | 1 | 0 | Rasmus Ristolainen | 2 | 0 | 2 | 2 | -2 | 0 | | |
| Artemi Panarin | 2 | 0 | 2 | 2 | 4 | 0 | Marcus Foligno | 2 | 1 | 0 | 1 | 0 | 0 | | |
| Duncan Keith | 2 | 0 | 2 | 2 | 3 | 0 | Evander Kane | 2 | 1 | 0 | 1 | -5 | 2 | | |
| Michal Kempny | 2 | 0 | 2 | 2 | 1 | 2 | Justin Bailey | 2 | 0 | 0 | 0 | 1 | 0 | | |
| Marian Hossa | 2 | 1 | 0 | 1 | 0 | 0 | Nicolas Deslauriers | 2 | 0 | 0 | 0 | -1 | 0 | | |
| Niklas Hjalmarsson | 2 | 0 | 1 | 1 | 3 | 0 | Cody Franson | 2 | 0 | 0 | 0 | -1 | 0 | | |
| Tanner Kero | 2 | 0 | 1 | 1 | 1 | 0 | Matt Moulson | 2 | 0 | 0 | 0 | -1 | 0 | | |
| Richard Panik | 2 | 0 | 1 | 1 | 0 | 4 | Zach Bogosian | 2 | 0 | 0 | 0 | -1 | 2 | | |
| Nick Schmaltz | 1 | 0 | 1 | 1 | 1 | 0 | Josh Gorges | 2 | 0 | 0 | 0 | -2 | 4 | | |
| Marcus Kruger | 1 | 0 | 1 | 1 | 0 | 2 | Jake McCabe | 2 | 0 | 0 | 0 | -3 | 0 | | |
| Trevor van Riemsdyk | 2 | 0 | 0 | 0 | 2 | 0 | Brian Gionta | 2 | 0 | 0 | 0 | -4 | 0 | | |
| Brent Seabrook | 2 | 0 | 0 | 0 | 2 | 2 | Derek Grant | 1 | 0 | 0 | 0 | 0 | 0 | | |
| Vinnie Hinostroza | 2 | 0 | 0 | 0 | 1 | 0 | Tyler Ennis | 1 | 0 | 0 | 0 | -1 | 0 | | |
| Dennis Rasmussen | 2 | 0 | 0 | 0 | 1 | 0 | Taylor Fedun | 1 | 0 | 0 | 0 | -1 | 0 | | |
| Andrew Desjardins | 1 | 0 | 0 | 0 | 1 | 0 | Nicholas Baptiste | 1 | 0 | 0 | 0 | -1 | 0 | | |
| Gustav Forsling | 1 | 0 | 0 | 0 | 1 | 0 | Sam Reinhart | 1 | 0 | 0 | 0 | -1 | 0 | | |
| Brian Campbell | 1 | 0 | 0 | 0 | 1 | 2 | Evan Rodrigues | 1 | 0 | 0 | 0 | -1 | 0 | | |
| Spencer Abbott | 1 | 0 | 0 | 0 | 0 | 0 | Dmitry Kulikov | 1 | 0 | 0 | 0 | -3 | 2 | | |
| | | | | | | | Zemgus Girgensons | 1 | 0 | 0 | 0 | -2 | 0 | | |
| GOALTENDER | GP | MIN | GA | SA | SV | AVG | W-L-OTL | GOALTENDER | GP | MIN | GA | SA | SV | AVG | W-L-OTL |
| Scott Darling | 1 | 59 | 1 | 26 | 25 | 1.01 | 1-0-0 | Robin Lehner | 1 | 60 | 5 | 37 | 32 | 5.00 | 0-1-0 |
| Corey Crawford | 1 | 61 | 3 | 20 | 17 | 2.95 | 1-0-0 | Anders Nilsson | 1 | 61 | 4 | 43 | 39 | 3.95 | 0-0-1 |

LEADERSHIP

PLAYERS

2016-17

OPPONENTS

TRADITION

RECORDS

PLAYOFFS

HISTORY


MINORS

NHL

MEDIA



GLEN GULUTZAN



MARK GIORDANO



CLUB INFORMATION

Founded: 1972-73 (Atlanta), 1980-81 (Calgary)
 Home Arena: Scotiabank Saddledome (19,289)
 Front Office Address: P.O. Box 1540, Station M, Calgary, AB T2P 3B9
 Phone: 403-777-2177
 Fax: 403-777-2171
 Website: nhl.com/flames
 Stanley Cups: 1989
 President/Chief Executive Officer: Ken King
 General Manager: Brad Treliving
 Head Coach: Glen Gulutzan
 Assistant Coach: Dave Cameron, Martin Gelin, Paul Jerrard
 Goaltending Coach: Jordan Sigalek
 Vice President, Communications: Peter Hanlon
 Director, Communications and Media Relations: Sean Kelso
 Communications Assistant: Kelsey McCay
 2016-17 record: 45-33-4 (94 points), 4th Pacific Division
 2017 playoffs: Western Conference First Round (def. by Anaheim 4-0)

BROADCAST TEAMS

Television play-by-play: Rick Ball
 Television color analyst: Kelly Hrudey
 Radio play-by-play: Derek Wills
 Radio color analyst: Peter Loubardias

2017-18 MEETINGS

Sunday, Dec. 31 at Calgary
 Saturday, Feb. 3 at Calgary
 Tuesday, Feb. 6 in Chicago

ALL-TIME FRANCHISE RECORDS INCLUDES TOTALS FROM ATLANTA FLAMES (1972-80)

SEASON-BY-SEASON RECORD (SINCE 1975)

| | GP | W | L | T | OTL | | GP | W | L | T | OTL |
|-----------|----|---|---|---|-----|---------------|------------|-----------------|-----------|-----------|----------|
| 1975-76 | 5 | 2 | 2 | 1 | - | 2001-02 | 4 | 2 | 1 | 1 | 0 |
| 1976-77 | 5 | 2 | 3 | 0 | - | 2002-03 | 4 | 0 | 3 | 1 | 0 |
| 1977-78 | 5 | 2 | 1 | 2 | - | 2003-04 | 4 | 2 | 2 | 0 | 0 |
| 1978-79 | 5 | 2 | 1 | 2 | - | 2004-05 | - | SEASON CANCELED | - | - | - |
| 1979-80 | 4 | 2 | 0 | 2 | - | 2005-06 | 4 | 2 | 2 | 0 | 0 |
| 1980-81 | 3 | 1 | 0 | 3 | - | 2006-07 | 4 | 2 | 2 | 0 | 0 |
| 1981-82 | 3 | 2 | 0 | 1 | - | 2007-08 | 4 | 2 | 2 | 0 | 0 |
| 1982-83 | 3 | 1 | 2 | 0 | - | 2008-09 | 4 | 4 | 0 | 0 | 0 |
| 1983-84 | 3 | 1 | 2 | 0 | - | 2009-10 | 4 | 4 | 0 | 0 | 0 |
| 1984-85 | 3 | 2 | 1 | 0 | - | 2010-11 | 4 | 2 | 2 | 0 | 0 |
| 1985-86 | 3 | 2 | 1 | 0 | - | 2011-12 | 4 | 2 | 2 | 0 | 0 |
| 1986-87 | 3 | 0 | 3 | 0 | - | 2012-13 | 3 | 3 | 0 | 0 | 0 |
| 1987-88 | 3 | 0 | 2 | 1 | - | 2013-14 | 3 | 1 | 0 | 0 | 2 |
| 1988-89 | 3 | 0 | 3 | 0 | - | 2014-15 | 3 | 2 | 0 | 0 | 1 |
| 1989-90 | 3 | 0 | 2 | 1 | - | 2015-16 | 3 | 2 | 0 | 0 | 1 |
| 1990-91 | 3 | 1 | 2 | 0 | - | 2016-17 | 3 | 2 | 0 | 0 | 1 |
| 1991-92 | 3 | 1 | 1 | 1 | - | TOTALS | 167 | 75 | 60 | 26 | 6 |
| 1992-93 | 3 | 3 | 0 | 0 | - | | | | | | |
| 1993-94 | 4 | 4 | 0 | 0 | - | | | | | | |
| 1994-95 | 4 | 1 | 2 | 1 | - | | | | | | |
| 1995-96 | 4 | 0 | 2 | 2 | - | | | | | | |
| 1996-97 | 4 | 3 | 1 | 0 | - | | | | | | |
| 1997-98 | 4 | 0 | 1 | 3 | - | | | | | | |
| 1998-99 | 4 | 1 | 2 | 1 | - | | | | | | |
| 1999-2000 | 4 | 1 | 1 | 1 | 1 | | | | | | |
| 2000-01 | 4 | 1 | 3 | 0 | 0 | | | | | | |

RECORD BY DECADE

| DECADE | RECORD | PCT. |
|--------|-----------|------|
| 1970s | 18-13-9 | .450 |
| 1980s | 9-16-6 | .290 |
| 1990s | 15-12-9 | .417 |
| 2000s | 19-15-2-1 | .514 |
| 2010s | 14-4-5 | .609 |

HOME/AWAY SPLITS

| | LIFETIME | GP | W | L | T | OTL | GF | GA | PTS |
|---------------|----------|------------|-----------|-----------|-----------|----------|------------|------------|------------|
| Home | | 83 | 41 | 26 | 13 | 3 | 271 | 224 | 98 |
| Road | | 84 | 34 | 34 | 13 | 3 | 248 | 255 | 84 |
| TOTALS | | 167 | 75 | 60 | 26 | 6 | 519 | 479 | 182 |

THE LAST TIME THE BLACKHAWKS...

Last Win: Nov. 18, 2016 (3-2 at Calgary)
 Last Home Win: Nov. 1, 2016 (5-1)
 Last Road Win: Nov. 18, 2016 (3-2)
 Last Loss: Oct. 24, 2016 (3-2 SO in Chicago)
 Last Home Loss: Oct. 24, 2016 (3-2 SO)
 Last Road Loss: Nov. 20, 2015 (2-1 OT at Calgary)
 Last Tie: Feb. 6, 2003 (2-2 at Calgary)
 Last Shutout Win: March 26, 2013 (2-0 in Chicago)
 Last Shutout Loss: March 7, 2003 (2-0 in Chicago)

2016-17 REGULAR-SEASON SERIES RECAP

2016-17 Blackhawks record: 1-0-1 at United Center; 1-0-0 at Calgary

| DATE | TEAM | SCORING BY PERIOD | | | | | SHOTS BY PERIOD | | | | | PP | PIM | GWG | GOALIE (SAVES-SHOTS) | ATTN. |
|--------|------|-------------------|---|---|----|-----|-----------------|----|----|----|-----|-------------|-------|----------------------------------|----------------------|--------|
| | | 1 | 2 | 3 | OT | F | 1 | 2 | 3 | OT | TOT | | | | | |
| 10/24 | CGY | 1 | 1 | 0 | 0 | 3 | 14 | 11 | 5 | 1 | 31 | 2-5 (40.0) | 2-4 | K. Versteeg (50) | Elliott (31-33) | 21,348 |
| | CHI | 0 | 1 | 1 | 0 | 2 | 8 | 8 | 11 | 6 | 33 | 0-2 (0.0) | 4-10 | | Crawford (29-31) | |
| 11/01 | CGY | 0 | 1 | 0 | - | 1 | 13 | 13 | 8 | - | 34 | 0-4 (0.0) | 5-10 | A. Anisimov | Elliott (17-21) | 21,166 |
| | CHI | 1 | 0 | 4 | - | 5 | 6 | 9 | 7 | - | 22 | 1-4 (25.0) | 5-10 | | Crawford (33-34) | |
| 11/18 | CHI | 1 | 1 | 1 | - | 3 | 9 | 9 | 6 | - | 24 | 1-1 (100.0) | 5-10 | M. Hossa | Crawford (28-30) | 18,691 |
| | CGY | 0 | 2 | 0 | - | 2 | 11 | 9 | 10 | - | 30 | 0-5 (0.0) | 1-2 | | Johnson (21-24) | |
| TOTALS | | SCORING BY PERIOD | | | | | SHOTS BY PERIOD | | | | | PP | PIM | GOALIE (SAVES-SHOTS) | | |
| | TEAM | 1 | 2 | 3 | OT | TOT | 1 | 2 | 3 | OT | TOT | | | | | |
| | CGY | 1 | 4 | 0 | 0 | 5 | 38 | 33 | 23 | 1 | 95 | 2-14 (14.3) | 8-16 | Elliott (48-54), Johnson (21-24) | | |
| | CHI | 2 | 2 | 6 | 0 | 10 | 23 | 26 | 24 | 6 | 79 | 2-7 (28.6) | 14-30 | Crawford (90-95) | | |

2016-17 REGULAR-SEASON STATISTICS

| BLACKHAWKS | GP | G | A | PTS | +/- | PIM | FLAMES | GP | G | A | PTS | +/- | PIM | | |
|--------------------|----|-----|----|-----|-----|------|------------------|---------------|----|-----|-----|-----|-----|------|---------|
| Patrick Kane | 3 | 2 | 3 | 5 | 1 | 0 | Sean Monahan | 3 | 2 | 1 | 3 | -1 | 2 | | |
| Artem Anisimov | 3 | 1 | 3 | 4 | 3 | 2 | Sam Bennett | 3 | 2 | 1 | 3 | 1 | 2 | | |
| Artemi Panarin | 3 | 1 | 2 | 3 | 4 | 2 | Troy Brouwer | 3 | 0 | 2 | 2 | 0 | 0 | | |
| Brent Seabrook | 3 | 1 | 1 | 2 | 6 | 0 | Michael Frolik | 3 | 1 | 0 | 1 | -2 | 2 | | |
| Niklas Hjalmarsson | 3 | 1 | 0 | 1 | 4 | 0 | Mikael Backlund | 3 | 0 | 1 | 1 | -3 | 0 | | |
| Brian Campbell | 3 | 1 | 0 | 1 | 1 | 2 | T.J. Brodie | 3 | 0 | 1 | 1 | -5 | 0 | | |
| Marian Hossa | 3 | 1 | 0 | 1 | 1 | 4 | Mark Giordano | 3 | 0 | 1 | 1 | -1 | 0 | | |
| Ryan Hartman | 2 | 1 | 0 | 1 | 1 | 0 | Micheal Ferland | 3 | 0 | 1 | 1 | -1 | 0 | | |
| Tyler Motte | 2 | 1 | 0 | 1 | 1 | 6 | Dougie Hamilton | 3 | 0 | 1 | 1 | 2 | 2 | | |
| Nick Schmaltz | 3 | 0 | 1 | 1 | 1 | 0 | Johnny Gaudreau | 2 | 0 | 0 | 0 | -3 | 0 | | |
| Duncan Keith | 3 | 0 | 1 | 1 | -1 | 0 | Alex Chiasson | 3 | 0 | 0 | 0 | -1 | 2 | | |
| Richard Panik | 3 | 0 | 1 | 1 | -1 | 2 | Freddie Hamilton | 2 | 0 | 0 | 0 | 0 | 0 | | |
| Michal Rozsival | 2 | 0 | 1 | 1 | 0 | 0 | Jyrki Jokipakka | 2 | 0 | 0 | 0 | 0 | 0 | | |
| Michal Kempny | 1 | 0 | 1 | 1 | 1 | 0 | Garnet Hathaway | 1 | 0 | 0 | 0 | 0 | 0 | | |
| Marcus Kruger | 3 | 0 | 0 | 0 | 2 | 4 | Matthew Tkachuk | 2 | 0 | 0 | 0 | -2 | 2 | | |
| Dennis Rasmussen | 3 | 0 | 0 | 0 | 1 | 2 | Brett Kulak | 1 | 0 | 0 | 0 | 0 | 0 | | |
| Jordin Tootoo | 3 | 0 | 0 | 0 | 0 | 2 | Dennis Wideman | 3 | 0 | 0 | 0 | -3 | 0 | | |
| Gustav Forsling | 3 | 0 | 0 | 0 | -1 | 0 | Kris Versteeg | 2 | 0 | 0 | 0 | -1 | 0 | | |
| Jonathan Toews | 3 | 0 | 0 | 0 | -1 | 0 | Matt Stajan | 3 | 0 | 0 | 0 | 0 | 0 | | |
| Vinnie Hinostroza | 1 | 0 | 0 | 0 | 0 | 0 | Deryk Engelland | 3 | 0 | 0 | 0 | -3 | 0 | | |
| Andrew Desjardins | 1 | 0 | 0 | 0 | 0 | 0 | Linden Vey | 1 | 0 | 0 | 0 | 0 | 0 | | |
| | | | | | | | Lance Bouma | 2 | 0 | 0 | 0 | -2 | 2 | | |
| GOALTENDER | GP | MIN | GA | SA | SV | AVG | W-L-OTL | GOALTENDER | GP | MIN | GA | SA | SV | AVG | W-L-OTL |
| Corey Crawford | 3 | 185 | 5 | 95 | 90 | 1.62 | 2-0-1 | Brian Elliott | 2 | 125 | 6 | 54 | 48 | 2.89 | 1-1-0 |
| | | | | | | | | Chad Johnson | 1 | 59 | 3 | 24 | 21 | 3.06 | 0-1-0 |



BILL PETERS



JUSTIN FAULK



CLUB INFORMATION

Founded: 1972-73 (WHA, Hartford), 1979-80 (NHL), 1997-98 (Carolina)
 Home Arena: PNC Arena (18,680)
 Front Office Address: 1400 Edwards Mill Road, Raleigh, NC 27607
 Phone: 919-467-7825
 Fax: 919-462-7030
 Website: nhl.com/hurricanes
 Stanley Cups: 2006
 Executive Vice President/General Manager: Ron Francis
 Head Coach: Bill Peters
 Assistant Coaches: Rod Brind'Amour, Steve Smith
 Goaltending Coach: Mike Bales
 Vice President, Communications/Team Services: Mike Sundheim
 Manager, Communications/Team Services: Pace Sagerster
 2016-17 record: 36-31-15 (87 points), 7th Metropolitan Division
 2017 playoffs: DND

BROADCAST TEAMS

Television play-by-play: John Forslund
 Television color analyst: Tripp Tracy
 Radio play-by-play: Chuck Kaiton

2017-18 MEETINGS

Saturday, Nov. 11 at Carolina
 Thursday, March 8 in Chicago

ALL-TIME FRANCHISE RECORDS INCLUDES TOTALS FROM HARTFORD WHALERS (1979-97)

SEASON-BY-SEASON RECORD

| | GP | W | L | T | OTL | | GP | W | L | T | OTL |
|-----------|----|--------------|---|---|-----|---------------|-----------|-----------------|-----------|----------|----------|
| 1979-80 | 4 | 1 | 1 | 2 | - | 2003-04 | 1 | 0 | 1 | 0 | 0 |
| 1980-81 | 4 | 3 | 0 | 1 | - | 2004-05 | - | SEASON CANCELED | - | - | - |
| 1981-82 | 3 | 1 | 1 | 1 | - | 2005-06 | 1 | 0 | 1 | 0 | 0 |
| 1982-83 | 3 | 3 | 0 | 0 | - | 2006-07 | - | DID NOT PLAY | - | - | - |
| 1983-84 | 3 | 1 | 2 | 0 | - | 2007-08 | 1 | 0 | 1 | 0 | 0 |
| 1984-85 | 3 | 1 | 2 | 0 | - | 2008-09 | 1 | 1 | 0 | 0 | 0 |
| 1985-86 | 3 | 2 | 1 | 0 | - | 2009-10 | 1 | 0 | 1 | 0 | 0 |
| 1986-87 | 3 | 2 | 1 | 0 | - | 2010-11 | 1 | 1 | 0 | 0 | 0 |
| 1987-88 | 3 | 1 | 2 | 0 | - | 2011-12 | 1 | 0 | 1 | 0 | 0 |
| 1988-89 | 3 | 1 | 2 | 0 | - | 2012-13 | - | DID NOT PLAY | - | - | - |
| 1989-90 | 3 | 2 | 1 | 0 | - | 2013-14 | 2 | 2 | 0 | 0 | 0 |
| 1990-91 | 3 | 1 | 1 | 1 | - | 2014-15 | 2 | 2 | 0 | 0 | 0 |
| 1991-92 | 3 | 3 | 0 | 0 | - | 2015-16 | 2 | 0 | 2 | 0 | 0 |
| 1992-93 | 2 | 2 | 0 | 0 | - | 2016-17 | 2 | 1 | 1 | 0 | 0 |
| 1993-94 | 2 | 0 | 2 | 0 | - | TOTALS | 73 | 35 | 30 | 7 | 1 |
| 1994-95 | - | DID NOT PLAY | - | - | - | | | | | | |
| 1995-96 | 2 | 1 | 1 | 0 | - | | | | | | |
| 1996-97 | 2 | 1 | 0 | 1 | - | | | | | | |
| 1997-98 | 2 | 1 | 1 | 0 | - | | | | | | |
| 1998-99 | 2 | 1 | 1 | 0 | - | | | | | | |
| 1999-2000 | 1 | 0 | 1 | 0 | 0 | | | | | | |
| 2000-01 | 2 | 0 | 2 | 0 | 0 | | | | | | |
| 2001-02 | 1 | 0 | 0 | 0 | 1 | | | | | | |
| 2002-03 | 1 | 0 | 0 | 1 | 0 | | | | | | |

RECORD BY DECADE

| DECADE | RECORD | PCT. |
|--------|---------|------|
| 1970s | 1-1-2 | .250 |
| 1980s | 17-12-2 | .548 |
| 1990s | 10-7-2 | .526 |
| 2000s | 1-7-1-1 | .100 |
| 2010s | 6-4-0 | .600 |

HOME/AWAY SPLITS

| LIFETIME | GP | W | L | T | OTL | GF | GA | PTS |
|---------------|-----------|-----------|-----------|----------|----------|------------|------------|-----------|
| Home | 36 | 21 | 11 | 3 | 1 | 135 | 97 | 46 |
| Road | 37 | 14 | 19 | 4 | 0 | 105 | 120 | 32 |
| TOTALS | 73 | 35 | 30 | 7 | 1 | 240 | 217 | 78 |

THE LAST TIME THE BLACKHAWKS...

Last Win: Jan. 6, 2017 (2-1 in Chicago)
 Last Home Win: Jan. 6, 2017 (2-1)
 Last Road Win: March 23, 2015 (3-1)
 Last Loss: Dec. 30, 2016 (3-2 at Carolina)
 Last Home Loss: Dec. 27, 2015 (2-1)
 Last Road Loss: Dec. 30, 2016 (5-2)
 Last Tie: Oct. 26, 2002 (3-3 at Carolina)
 Last Shutout Win: March 28, 1993 (3-0 in Chicago)
 Last Shutout Loss: Jan. 26, 2016 (5-0 at Carolina)

2016-17 REGULAR-SEASON SERIES RECAP

2016-17 Blackhawks record: 1-0-0 at United Center; 0-1-0 at Carolina

| DATE | TEAM | SCORING BY PERIOD | | | | | SHOTS BY PERIOD | | | | | PP | PIM | GWG | GOALIE (SAVES-SHOTS) | ATTN. |
|--------|------|-------------------|---|---|----|-----|-----------------|----|----|----|-----|------------|-----|--------------|----------------------|--------|
| | | 1 | 2 | 3 | OT | F | 1 | 2 | 3 | OT | TOT | | | | | |
| 12/30 | CHI | 1 | 0 | 1 | - | 2 | 8 | 10 | 11 | - | 29 | 0-1 (0.0) | 1-2 | J. McClement | Darling (25-28) | 18,016 |
| | CAR | 2 | 0 | 1 | - | 3 | 16 | 7 | 5 | - | 28 | 0-1 (0.0) | 1-2 | | Ward (27-29) | |
| 01/06 | CAR | 0 | 1 | 0 | - | 1 | 19 | 12 | 9 | - | 40 | 0-3 (0.0) | 3-6 | A. Panarin | Ward (22-24) | 21,822 |
| | CHI | 1 | 1 | 0 | - | 2 | 9 | 7 | 8 | - | 24 | 1-3 (33.3) | 3-6 | | Darling (39-40) | |
| TOTALS | | | | | | | | | | | | | | | | |
| | TEAM | SCORING BY PERIOD | | | | | SHOTS BY PERIOD | | | | | PP | PIM | | GOALIE (SAVES-SHOTS) | |
| | | 1 | 2 | 3 | OT | TOT | 1 | 2 | 3 | OT | TOT | | | | | |
| | CAR | 2 | 1 | 1 | - | 4 | 35 | 19 | 14 | - | 68 | 0-4 (0.0) | 4-8 | | Ward (49-53) | |
| | CHI | 2 | 1 | 1 | - | 4 | 17 | 17 | 19 | - | 53 | 1-4 (25.0) | 4-8 | | Darling (64-68) | |

2016-17 REGULAR-SEASON STATISTICS

| BLACKHAWKS | GP | G | A | PTS | +/- | PIM | HURRICANES | GP | G | A | PTS | +/- | PIM | |
|---------------------|-----|----|----|-----|------|---------|------------------|-----|-----|----|-----|------|-------|---------|
| Jonathan Toews | 2 | 1 | 2 | 3 | 1 | 0 | Victor Rask | 2 | 1 | 0 | 1 | 1 | 0 | |
| Vinnie Hinostroza | 2 | 1 | 1 | 2 | 1 | 0 | Lee Stempniak | 2 | 1 | 0 | 1 | 0 | 0 | |
| Michal Kempny | 2 | 1 | 1 | 2 | 1 | 0 | Jay McClement | 2 | 1 | 0 | 1 | 0 | 4 | |
| Artemi Panarin | 2 | 1 | 0 | 1 | -1 | 0 | Elias Lindholm | 1 | 1 | 0 | 1 | 1 | 0 | |
| Ryan Hartman | 2 | 0 | 1 | 1 | 1 | 0 | Jacob Slavin | 2 | 0 | 1 | 1 | 2 | 2 | |
| Duncan Keith | 2 | 0 | 1 | 1 | -1 | 0 | Jordan Staal | 2 | 0 | 1 | 1 | 1 | 0 | |
| Patrick Kane | 2 | 0 | 1 | 1 | -2 | 2 | Jeff Skinner | 2 | 0 | 1 | 1 | 1 | 0 | |
| Marian Hossa | 1 | 0 | 1 | 1 | 0 | 0 | Teuvo Teravainen | 2 | 0 | 1 | 1 | 0 | 0 | |
| Richard Panik | 2 | 0 | 0 | 0 | 0 | 0 | Sebastian Aho | 2 | 0 | 1 | 1 | 0 | 0 | |
| Trevor van Riemsdyk | 2 | 0 | 0 | 0 | 0 | 0 | Ty Rattie | 1 | 0 | 1 | 1 | 1 | 0 | |
| Brian Campbell | 2 | 0 | 0 | 0 | 0 | 0 | Brock McGinn | 2 | 0 | 0 | 0 | 1 | 0 | |
| Dennis Rasmussen | 2 | 0 | 0 | 0 | 0 | 0 | Noah Hanifin | 2 | 0 | 0 | 0 | 0 | 0 | |
| Tanner Kero | 2 | 0 | 0 | 0 | 0 | 0 | Ryan Murphy | 2 | 0 | 0 | 0 | 0 | 0 | |
| Brent Seabrook | 2 | 0 | 0 | 0 | -1 | 0 | Joakim Nordstrom | 2 | 0 | 0 | 0 | -1 | 0 | |
| Andrew Desjardins | 2 | 0 | 0 | 0 | -1 | 0 | Viktor Stalberg | 2 | 0 | 0 | 0 | -1 | 0 | |
| Niklas Hjalmarsson | 2 | 0 | 0 | 0 | -1 | 2 | Ron Hainsey | 2 | 0 | 0 | 0 | -1 | 0 | |
| Artem Anisimov | 2 | 0 | 0 | 0 | -1 | 4 | Derek Ryan | 2 | 0 | 0 | 0 | -1 | 2 | |
| Marcus Kruger | 1 | 0 | 0 | 0 | 0 | 0 | Brett Pesce | 2 | 0 | 0 | 0 | 2 | 0 | |
| Jordin Tootoo | 1 | 0 | 0 | 0 | 0 | 0 | Klas Dahlbeck | 1 | 0 | 0 | 0 | 0 | 0 | |
| Tyler Motte | 1 | 0 | 0 | 0 | -1 | 0 | Justin Faulk | 1 | 0 | 0 | 0 | -1 | 0 | |
| GOALTENDER | | | | | | | | | | | | | | |
| GP | MIN | GA | SA | SV | AVG | W-L-OTL | Cam Ward | GP | MIN | GA | SA | SV | AVG | W-L-OTL |
| 2 | 118 | 4 | 68 | 64 | 2.03 | 1-1-0 | 2 | 118 | 4 | 53 | 49 | 2.03 | 1-1-0 | |

LEADERSHIP

PLAYERS

2016-17

OPPONENTS

TRADITION

RECORDS

PLAYOFFS

HISTORY

MINORS

NHL

MEDIA



JARED BEDNAR



GABRIEL LANDESKOG



CLUB INFORMATION

Founded: 1972-73 (WHA, Quebec), 1979-80 (NHL), 1995-96 (Colorado)
 Home Arena: Pepsi Center (18,007)
 Front Office Address: 1000 Chopper Circle, Denver, CO 80204
 Phone: 303-405-1100
 Fax: 303-893-0614
 Website: nhl.com/avalanche
 Stanley Cups: 1996, 2001
 President: Josh Kroenke
 Executive Vice President/General Manager: Joe Sakic
 Head Coach: Jared Bednar
 Assistant Coaches: Ray Bennett, Nolan Pratt
 Goaltending Coach: Jussi Parkkila
 Senior VP, Communications and Team Services: Jean Martineau
 Executive Director, Media Services: Brendan McNicholas
 Website/Media Relations Coordinators: Ron Knabenbauer
 Media Relations Assistant: Danielle Bernstein
 2016-17 record: 22-56-4 (48 points), 7th Central Division
 2017 playoffs: DND

BROADCAST TEAMS

Television play-by-play: Mike Haynes
 Television color analyst: Peter McNab
 Radio play-by-play/analyst: Marc Moser

2017-18 MEETINGS

Saturday, Oct. 28 at Colorado
 Tuesday, March 6 in Chicago
 Tuesday, March 20 in Chicago
 Friday, March 30 at Colorado

ALL-TIME FRANCHISE RECORDS INCLUDES TOTALS FROM QUEBEC NORDIQUES (1979-95)

SEASON-BY-SEASON RECORD

| | GP | W | L | T | OTL | | GP | W | L | T | OTL |
|-----------|----|---|---|---|-----|---------------|------------|-----------------|-----------|----------|----------|
| 1979-80 | 4 | 2 | 1 | 1 | - | 2003-04 | 4 | 0 | 1 | 1 | 2 |
| 1980-81 | 4 | 3 | 0 | 1 | - | 2004-05 | - | SEASON CANCELED | - | - | - |
| 1981-82 | 3 | 1 | 2 | 0 | - | 2005-06 | 4 | 2 | 2 | 0 | 0 |
| 1982-83 | 3 | 2 | 1 | 0 | - | 2006-07 | 4 | 2 | 2 | 0 | 0 |
| 1983-84 | 3 | 1 | 1 | 1 | - | 2007-08 | 4 | 3 | 1 | 0 | 0 |
| 1984-85 | 3 | 0 | 3 | 0 | - | 2008-09 | 4 | 2 | 2 | 0 | 0 |
| 1985-86 | 3 | 1 | 2 | 0 | - | 2009-10 | 4 | 3 | 0 | 0 | 1 |
| 1986-87 | 3 | 1 | 2 | 0 | - | 2010-11 | 4 | 1 | 2 | 0 | 1 |
| 1987-88 | 3 | 0 | 2 | 1 | - | 2011-12 | 4 | 1 | 2 | 0 | 1 |
| 1988-89 | 3 | 2 | 0 | 1 | - | 2012-13 | 3 | 2 | 1 | 0 | 0 |
| 1989-90 | 3 | 2 | 1 | 0 | - | 2013-14 | 5 | 1 | 3 | 0 | 1 |
| 1990-91 | 3 | 3 | 0 | 0 | - | 2014-15 | 5 | 2 | 3 | 0 | 0 |
| 1991-92 | 3 | 3 | 0 | 0 | - | 2015-16 | 4 | 3 | 1 | 0 | 0 |
| 1992-93 | 2 | 1 | 0 | 1 | - | 2016-17 | 5 | 3 | 0 | 0 | 2 |
| 1993-94 | 2 | 1 | 1 | 0 | - | TOTALS | 130 | 58 | 54 | 9 | 9 |
| 1994-95 | - | - | - | - | - | | | | | | |
| 1995-96 | 4 | 1 | 3 | 0 | - | | | | | | |
| 1996-97 | 4 | 1 | 3 | 0 | - | | | | | | |
| 1997-98 | 4 | 2 | 2 | 0 | - | | | | | | |
| 1998-99 | 4 | 1 | 2 | 1 | - | | | | | | |
| 1999-2000 | 4 | 2 | 2 | 0 | 0 | | | | | | |
| 2000-01 | 3 | 0 | 2 | 1 | 0 | | | | | | |
| 2001-02 | 4 | 3 | 1 | 0 | 0 | | | | | | |
| 2002-03 | 4 | 0 | 3 | 0 | 1 | | | | | | |

HOME/AWAY SPLITS

| | LIFETIME | GP | W | L | T | OTL | GF | GA | PTS |
|---------------|----------|------------|-----------|-----------|----------|----------|------------|------------|------------|
| Home | | 66 | 34 | 23 | 3 | 6 | 214 | 197 | 77 |
| Road | | 64 | 24 | 31 | 6 | 3 | 201 | 239 | 57 |
| TOTALS | | 130 | 58 | 54 | 9 | 9 | 415 | 436 | 134 |

THE LAST TIME THE BLACKHAWKS...

Last Win: March 19, 2017 (6-3 in Chicago)
 Last Home Win: March 19, 2017 (6-3)
 Last Road Win: Jan. 17, 2017 (6-4)
 Last Loss: April 4, 2017 (4-3 OT at Colorado)
 Last Home Loss: Dec. 23, 2016 (2-1 OT)
 Last Road Loss: April 4, 2017 (4-3 OT)
 Last Tie: March 23, 2004 (2-2 at Colorado)
 Last Shutout Win: Nov. 3, 2016 (4-0 in Chicago)
 Last Shutout Loss: Dec. 15, 2015 (3-0 in Chicago)

RECORD BY DECADE

| DECADE | RECORD | PCT. |
|--------|-----------|------|
| 1970s | 2-1-1 | .500 |
| 1980s | 13-14-4 | .419 |
| 1990s | 15-13-2 | .500 |
| 2000s | 15-14-2-4 | .429 |
| 2010s | 13-12-5 | .433 |

2016-17 REGULAR-SEASON SERIES RECAP

2016-17 Blackhawks record: 2-0-1 at United Center; 1-0-1 at Colorado

| DATE | TEAM | SCORING BY PERIOD | | | | | SHOTS BY PERIOD | | | | | PP | PIM | GWG | GOALIE (SAVES-SHOTS) | ATTN. |
|--------|------|-------------------|---|----|----|-----|-----------------|----|----|----|-----|-------------|-------|--|----------------------|--------|
| | | 1 | 2 | 3 | OT | F | 1 | 2 | 3 | OT | TOT | | | | | |
| 11/03 | COL | 0 | 0 | 0 | - | 0 | 12 | 14 | 12 | - | 38 | 0-3 (0.0) | 2-4 | J. Toews | Varlamov (17-21) | 21,580 |
| | CHI | 2 | 0 | 2 | - | 4 | 7 | 10 | 4 | - | 21 | 0-2 (0.0) | 3-6 | | Crawford (38-38) | |
| 12/23 | COL | 0 | 0 | 1 | 1 | 2 | 13 | 11 | 9 | 1 | 34 | 0-1 (0.0) | 5-10 | N. MacKinnon (OT) | Pickard (38-39) | 21,918 |
| | CHI | 0 | 1 | 0 | 0 | 1 | 12 | 15 | 12 | 0 | 39 | 1-4 (25.0) | 2-4 | Crawford (32-34) | | |
| 01/17 | CHI | 2 | 1 | 3 | - | 6 | 11 | 4 | 12 | - | 27 | 0-1 (0.0) | 3-6 | V. Hinostroza | Crawford (19-25) | 18,007 |
| | COL | 1 | 3 | 0 | - | 4 | 10 | 8 | 5 | - | 23 | 1-2 (50.0) | 2-4 | Varlamov (21-26) | | |
| 03/19 | COL | 2 | 1 | 0 | - | 3 | 7 | 9 | 9 | - | 25 | 0-0 (0.0) | 1-2 | A. Panarin | Smith (28-33) | 22,070 |
| | CHI | 1 | 0 | 5 | - | 6 | 10 | 10 | 14 | - | 34 | 0-1 (0.0) | 0-0 | | Darling (22-25) | |
| 04/04 | CHI | 0 | 3 | 0 | 0 | 3 | 3 | 17 | 7 | 0 | 27 | 1-3 (33.3) | 4-8 | E. Johnson (OT) | Darling (47-51) | 16,203 |
| | COL | 0 | 2 | 1 | 1 | 4 | 16 | 18 | 16 | 1 | 51 | 0-4 (0.0) | 3-6 | | Pickard (24-27) | |
| TOTALS | | SCORING BY PERIOD | | | | | SHOTS BY PERIOD | | | | | PP | PIM | GOALIE (SAVES-SHOTS) | | |
| | TEAM | 1 | 2 | 3 | OT | TOT | 1 | 2 | 3 | OT | TOT | | | | | |
| | COL | 3 | 6 | 2 | | 13 | 58 | 60 | 51 | | 171 | 1-10 (10.0) | 13-26 | Varlamov (38-47), Pickard (62-66), Smith (28-33) | | |
| | CHI | 5 | 5 | 10 | | 20 | 43 | 56 | 49 | | 148 | 2-11 (18.2) | 11-22 | Crawford (89-95), Darling (69-76) | | |

2016-17 REGULAR-SEASON STATISTICS

| BLACKHAWKS | GP | G | A | PTS | +/- | PIM | AVALANCHE | GP | G | A | PTS | +/- | PIM | | |
|---------------------|----|-----|----|-----|-----|------|---------------------|-----------------|----|-----|-----|-----|-----|------|---------|
| Jonathan Toews | 5 | 4 | 2 | 6 | 2 | 0 | Matt Duchene | 5 | 3 | 2 | 5 | -1 | 0 | | |
| Artemi Panarin | 5 | 3 | 3 | 6 | 2 | 2 | Tyson Barrie | 5 | 0 | 5 | 5 | -3 | 0 | | |
| Marian Hossa | 3 | 2 | 4 | 6 | 8 | 0 | Mikhail Grigorenko | 5 | 3 | 1 | 4 | -1 | 2 | | |
| Tanner Kero | 4 | 2 | 2 | 4 | 3 | 0 | Nathan MacKinnon | 5 | 1 | 3 | 4 | 0 | 2 | | |
| Patrick Kane | 5 | 1 | 3 | 4 | 1 | 2 | Gabriel Landeskog | 5 | 1 | 1 | 2 | -3 | 0 | | |
| Nick Schmaltz | 4 | 1 | 3 | 4 | 1 | 2 | Mikko Rantanen | 4 | 1 | 1 | 2 | -2 | 4 | | |
| Duncan Keith | 4 | 0 | 4 | 4 | 5 | 0 | Matt Nieto | 3 | 1 | 1 | 2 | 1 | 0 | | |
| Marcus Kruger | 4 | 2 | 1 | 3 | 2 | 0 | Mark Barberio | 2 | 0 | 2 | 2 | 2 | 0 | | |
| Brent Seabrook | 5 | 1 | 2 | 3 | 1 | 4 | Blake Comeau | 4 | 1 | 0 | 1 | -1 | 0 | | |
| Vinnie Hinostroza | 3 | 2 | 0 | 2 | 2 | 4 | Erik Johnson | 3 | 1 | 0 | 1 | 2 | 0 | | |
| Trevor van Riemsdyk | 4 | 0 | 2 | 2 | 3 | 0 | Sven Andrighetto | 2 | 1 | 0 | 1 | -1 | 0 | | |
| John Hayden | 1 | 0 | 2 | 2 | 3 | 0 | Francois Beauchemin | 5 | 0 | 1 | 1 | -2 | 4 | | |
| Ryan Hartman | 5 | 1 | 0 | 1 | 0 | 2 | Fedor Tyutin | 4 | 0 | 1 | 1 | -3 | 0 | | |
| Richard Panik | 5 | 1 | 0 | 1 | 0 | 2 | Rene Bourque | 5 | 0 | 0 | 0 | -1 | 4 | | |
| Michal Kempny | 4 | 0 | 1 | 1 | 2 | 0 | Carl Soderberg | 5 | 0 | 0 | 0 | -3 | 0 | | |
| Niklas Hjalmarsson | 4 | 0 | 1 | 1 | 1 | 0 | Joe Colborne | 5 | 0 | 0 | 0 | -4 | 4 | | |
| Dennis Rasmussen | 3 | 0 | 1 | 1 | 0 | 0 | Cody Goloubeuf | 3 | 0 | 0 | 0 | -1 | 0 | | |
| Artem Anisimov | 2 | 0 | 1 | 1 | 1 | 2 | Nikita Zadorov | 3 | 0 | 0 | 0 | -2 | 2 | | |
| Michal Rozsival | 1 | 0 | 1 | 1 | 1 | 0 | John Mitchell | 3 | 0 | 0 | 0 | -2 | 0 | | |
| Brian Campbell | 5 | 0 | 0 | 0 | 2 | 2 | Jarome Iginla | 3 | 0 | 0 | 0 | -5 | 2 | | |
| Andrew Desjardins | 4 | 0 | 0 | 0 | -3 | 0 | J.T. Compher | 2 | 0 | 0 | 0 | 2 | 0 | | |
| Jordin Tootoo | 3 | 0 | 0 | 0 | -2 | 0 | Andreas Martinsen | 2 | 0 | 0 | 0 | 0 | 2 | | |
| Gustav Forsling | 2 | 0 | 0 | 0 | 1 | 0 | Eric Gelinas | 2 | 0 | 0 | 0 | -1 | 0 | | |
| Tyler Motte | 2 | 0 | 0 | 0 | 0 | 0 | Duncan Siemens | 1 | 0 | 0 | 0 | -1 | 0 | | |
| Tomas Jurco | 2 | 0 | 0 | 0 | -2 | 0 | Anton Lindholm | 1 | 0 | 0 | 0 | -2 | 0 | | |
| Johnny Oduya | 1 | 0 | 0 | 0 | 0 | 2 | Tyson Jost | 1 | 0 | 0 | 0 | -2 | 0 | | |
| | | | | | | | Rocco Grimaldi | 1 | 0 | 0 | 0 | -2 | 0 | | |
| | | | | | | | Patrick Wiercioch | 1 | 0 | 0 | 0 | -2 | 0 | | |
| GOALTENDER | GP | MIN | GA | SA | SV | AVG | W-L-OTL | GOALTENDER | GP | MIN | GA | SA | SV | AVG | W-L-OTL |
| Corey Crawford | 3 | 180 | 6 | 95 | 89 | 2.01 | 2-0-1 | Semyon Varlamov | 2 | 120 | 9 | 47 | 38 | 4.51 | 0-2-0 |
| Scott Darling | 2 | 122 | 7 | 76 | 69 | 3.44 | 1-0-1 | Calvin Pickard | 2 | 122 | 4 | 66 | 62 | 1.96 | 2-0-0 |
| | | | | | | | | Jeremy Smith | 1 | 58 | 5 | 33 | 28 | 5.19 | 0-1-0 |

LEADERSHIP

PLAYERS

2016-17

OPPONENTS

TRADITION

RECORDS

PLAYOFFS

HISTORY


MINORS

NHL

MEDIA



JOHN TORTORELLA



NICK FOLIGNO



CLUB INFORMATION

Founded: 2000-01
 Home Arena: Nationwide Arena (18,144)
 Front Office Address: 200 W. Nationwide Blvd., Columbus, OH 43215
 Phone: 614-246-4625
 Fax: 614-246-4007
 Website: nhl.com/bluejackets
 Stanley Cups: none
 President, Hockey Operations: John Davidson
 General Manager: Jarmo Kekalainen
 Head Coach: John Tortorella
 Assistant Coaches: Brad Larsen, Kenny McCudden, Brad Shaw
 Goaltending Coach: Ian Clark
 Vice President, Communications/Team Services: Todd Sharrock
 Director, Communications: Karen Davis
 Manager, Communications: Glenn Odebralski
 2016-17 record: 50-24-8 (108 points), 3rd Metropolitan Division
 2017 playoffs: Eastern Conference First Round (def. by Pittsburgh 4-1)

BROADCAST TEAMS

Television play-by-play: Jeff Rimer
 Television color analyst: Jody Shelley
 Television host: Bill Davidge
 Radio play-by-play: Bob McElligott

2017-18 MEETINGS

Saturday, Oct. 7 in Chicago
 Saturday, Feb. 24 at Columbus

ALL-TIME FRANCHISE RECORDS

SEASON-BY-SEASON RECORD

| | GP | W | L | T | OTL |
|---------|---------------------|---|---|---|-----|
| 2000-01 | 5 | 4 | 0 | 0 | 1 |
| 2001-02 | 5 | 2 | 1 | 2 | 0 |
| 2002-03 | 5 | 3 | 2 | 0 | 0 |
| 2003-04 | 6 | 2 | 4 | 0 | 0 |
| 2004-05 | - SEASON CANCELED - | | | | |
| 2005-06 | 8 | 3 | 4 | 0 | 1 |
| 2006-07 | 8 | 4 | 3 | 0 | 1 |
| 2007-08 | 8 | 4 | 4 | 0 | 0 |
| 2008-09 | 6 | 3 | 1 | 0 | 2 |
| 2009-10 | 6 | 4 | 2 | 0 | 0 |
| 2010-11 | 6 | 4 | 2 | 0 | 0 |
| 2011-12 | 6 | 6 | 0 | 0 | 0 |

| | GP | W | L | T | OTL |
|---------------|-----------|-----------|-----------|----------|----------|
| 2012-13 | 4 | 4 | 0 | 0 | 0 |
| 2013-14 | 2 | 2 | 0 | 0 | 0 |
| 2014-15 | 2 | 0 | 1 | 0 | 1 |
| 2015-16 | 2 | 1 | 0 | 0 | 1 |
| 2016-17 | 2 | 1 | 1 | 0 | 0 |
| TOTALS | 81 | 47 | 25 | 2 | 7 |

RECORD BY DECADE

| DECADE | RECORD | PCT. |
|--------|-----------|------|
| 2000s | 29-21-2-5 | .509 |
| 2010s | 18-4-2 | .750 |

HOME/AWAY SPLITS

| LIFETIME | GP | W | L | T | OTL | GF | GA | PTS |
|---------------|-----------|-----------|-----------|----------|----------|------------|------------|------------|
| Home | 40 | 25 | 12 | 1 | 2 | 126 | 91 | 53 |
| Road | 41 | 22 | 13 | 1 | 5 | 141 | 130 | 50 |
| TOTALS | 81 | 47 | 25 | 2 | 7 | 267 | 221 | 103 |

THE LAST TIME THE BLACKHAWKS...

Last Win: March 31, 2017 (3-1 in Chicago)
 Last Home Win: March 31, 2017 (3-1)
 Last Road Win: April 4, 2014 (4-3)
 Last Loss: Oct. 21, 2016 (3-2)
 Last Home Loss: March 27, 2015 (5-2)
 Last Road Loss: Oct. 21, 2016 (3-2)
 Last Tie: Nov. 23, 2001 (2-2 at Columbus)
 Last Shutout Win: Feb. 24, 2013 (1-0 in Chicago)
 Last Shutout Loss: March 26, 2008 (4-0 at Columbus)

2016-17 REGULAR-SEASON SERIES RECAP

2016-17 Blackhawks record: 1-0-0 at United Center; 0-1-0 at Columbus

| DATE | TEAM | SCORING BY PERIOD | | | | | SHOTS BY PERIOD | | | | | PP | PIM | GWG | GOALIE (SAVES-SHOTS) | ATTN. |
|--------|------|-------------------|---|---|----|----|-----------------|----|----|----|-----|-------------|------------|-------------|----------------------|--------|
| | | 1 | 2 | 3 | OT | F | 1 | 2 | 3 | OT | TOT | | | | | |
| 10/21 | CHI | 0 | 1 | 1 | - | 2 | 10 | 13 | 11 | - | 34 | 0-4 (0.0) | 2-4 | | Crawford (25-28) | 15,789 |
| | CBJ | 1 | 2 | 0 | - | 3 | 17 | 7 | 4 | - | 28 | 2-2 (100.0) | 4-8 | W. Karlsson | Bobrovsky (32-34) | |
| 03/31 | CBJ | 1 | 0 | 0 | - | 1 | 11 | 8 | 14 | - | 33 | 0-4 (0.0) | 4-8 | | Bobrovsky (21-23) | 22,112 |
| | CHI | 2 | 0 | 1 | - | 3 | 9 | 8 | 7 | - | 24 | 1-3 (33.3) | 5-10 | M. Hossa | Crawford (32-33) | |
| TOTALS | | SCORING BY PERIOD | | | | | SHOTS BY PERIOD | | | | | PP | PIM | | GOALIE (SAVES-SHOTS) | |
| | | TEAM | 1 | 2 | 3 | OT | TOT | 1 | 2 | 3 | OT | TOT | | | | |
| | | CBJ | 2 | 2 | 0 | - | 4 | 28 | 15 | 18 | - | 61 | 2-6 (33.3) | 8-16 | Bobrovsky (53-57) | |
| | | CHI | 2 | 1 | 2 | - | 5 | 19 | 21 | 18 | - | 58 | 1-7 (14.3) | 7-14 | Crawford (57-61) | |

2016-17 REGULAR-SEASON STATISTICS

| BLACKHAWKS | GP | G | A | PTS | +/- | PIM | BLUE JACKETS | GP | G | A | PTS | +/- | PIM | | |
|---------------------|----|-----|----|-----|-----|------|--------------------|------------------|----|-----|-----|-----|-----|------|---------|
| Richard Panik | 2 | 1 | 2 | 3 | 2 | 2 | Nick Foligno | 2 | 2 | 1 | 3 | -1 | 2 | | |
| Patrick Kane | 2 | 0 | 3 | 3 | 2 | 0 | Zach Werenski | 2 | 1 | 1 | 2 | -2 | 0 | | |
| Artemi Panarin | 2 | 2 | 0 | 2 | 0 | 0 | William Karlsson | 2 | 1 | 0 | 1 | 1 | 0 | | |
| Tyler Motte | 1 | 1 | 0 | 1 | 2 | 0 | Jack Johnson | 2 | 0 | 1 | 1 | 1 | 0 | | |
| Marian Hossa | 1 | 1 | 0 | 1 | 1 | 0 | David Savard | 2 | 0 | 1 | 1 | 0 | 0 | | |
| Jonathan Toews | 2 | 0 | 1 | 1 | 0 | 0 | Scott Hartnell | 2 | 0 | 1 | 1 | 0 | 2 | | |
| Brent Seabrook | 2 | 0 | 1 | 1 | 1 | 2 | Alexander Wennberg | 2 | 0 | 1 | 1 | -1 | 0 | | |
| Gustav Forsling | 1 | 0 | 1 | 1 | 1 | 0 | Cam Atkinson | 2 | 0 | 1 | 1 | -1 | 2 | | |
| Tanner Kero | 1 | 0 | 1 | 1 | 1 | 0 | Sam Gagner | 1 | 0 | 1 | 1 | 0 | 0 | | |
| Artem Anisimov | 1 | 0 | 1 | 1 | 1 | 0 | Josh Anderson | 2 | 0 | 0 | 0 | 0 | 0 | | |
| Niklas Hjalmarsson | 2 | 0 | 0 | 0 | 1 | 2 | Matt Calvert | 2 | 0 | 0 | 0 | 0 | 2 | | |
| Duncan Keith | 2 | 0 | 0 | 0 | 0 | 0 | Brandon Saad | 2 | 0 | 0 | 0 | -1 | 0 | | |
| Dennis Rasmussen | 2 | 0 | 0 | 0 | 0 | 0 | Lukas Sedlak | 2 | 0 | 0 | 0 | -1 | 0 | | |
| Trevor van Riemsdyk | 2 | 0 | 0 | 0 | 0 | 0 | Markus Nutivaara | 2 | 0 | 0 | 0 | -1 | 0 | | |
| Jordin Tootoo | 2 | 0 | 0 | 0 | 0 | 2 | Boone Jenner | 2 | 0 | 0 | 0 | -1 | 2 | | |
| Nick Schmaltz | 2 | 0 | 0 | 0 | -1 | 0 | Seth Jones | 2 | 0 | 0 | 0 | -2 | 0 | | |
| Marcus Kruger | 2 | 0 | 0 | 0 | -1 | 0 | Brandon Dubinsky | 2 | 0 | 0 | 0 | -2 | 2 | | |
| Brian Campbell | 2 | 0 | 0 | 0 | -1 | 0 | Oliver Bjorkstrand | 1 | 0 | 0 | 0 | 0 | 0 | | |
| Ryan Hartman | 2 | 0 | 0 | 0 | -1 | 2 | Kyle Quincey | 1 | 0 | 0 | 0 | 0 | 2 | | |
| Johnny Oduya | 1 | 0 | 0 | 0 | 1 | 2 | Ryan Murray | 1 | 0 | 0 | 0 | 0 | 2 | | |
| Michal Kempny | 1 | 0 | 0 | 0 | 1 | 2 | | | | | | | | | |
| John Hayden | 1 | 0 | 0 | 0 | 0 | 0 | | | | | | | | | |
| GOALTENDER | GP | MIN | GA | SA | SV | AVG | W-L-OTL | GOALTENDER | GP | MIN | GA | SA | SV | AVG | W-L-OTL |
| Corey Crawford | 2 | 117 | 4 | 61 | 57 | 2.05 | 1-1-0 | Sergei Bobrovsky | 2 | 118 | 4 | 57 | 53 | 2.05 | 1-1-0 |

LEADERSHIP

PLAYERS

2016-17

OPPONENTS

TRADITION

RECORDS

PLAYOFFS

HISTORY

MINORS

NHL

MEDIA



KEN HITCHCOCK



JAMIE BENN



CLUB INFORMATION

Founded: 1967-68 (Minnesota), 1993-94 (Dallas)
 Home Arena: American Airlines Center (18,532)
 Front Office Address: 2601 Avenue of the Stars, Frisco, TX 75034
 Phone: 214-387-5500
 Fax: 214-387-5564
 Website: nhl.com/stars
 Stanley Cups: 1999
 President/Chief Executive Officer: James R. Lites
 General Manager: Jim Nill
 Head Coach: Ken Hitchcock
 Assistant Coaches: Stu Barnes, Curt Fraser, Rick Wilson
 Goaltending Coach: Jeff Reese
 Vice President, Communications: Tom Holy
 Manager, Media Relations: Ben Fromstein
 Manager, Corporate Communications: Joe Calvillo
 2016-17 record: 34-37-11 (79 points), 6th Central Division
 2017 playoffs: DNO

BROADCAST TEAMS

Play-by-play broadcasters: Dave Strader, Darryl Reaugh
 Color analyst: Craig Ludwig
 Television analysts: Josh Bogorad, Brent Severyn
 Radio analysts: Bruce Levine, Owen Newkirk

2017-18 MEETINGS

Thursday, Nov. 30: in Chicago
 Saturday, Dec. 2: at Dallas
 Thursday, Dec. 21: at Dallas
 Thursday, Feb. 8: in Chicago

ALL-TIME FRANCHISE RECORDS INCLUDES TOTALS FROM MINNESOTA NORTH STARS (1967-93)

SEASON-BY-SEASON RECORD (SINCE 1975)

| | GP | W | L | T | OTL | | GP | W | L | T | OTL |
|-----------|----|---|---|---|-----|---------------|------------|-----------------|------------|-----------|----------|
| 1975-76 | 6 | 5 | 1 | 0 | - | 2002-03 | 4 | 0 | 3 | 0 | 1 |
| 1976-77 | 6 | 2 | 3 | 1 | - | 2003-04 | 4 | 0 | 3 | 1 | 0 |
| 1977-78 | 6 | 5 | 0 | 1 | - | 2004-05 | - | SEASON CANCELED | - | - | - |
| 1978-79 | 4 | 2 | 2 | 0 | - | 2005-06 | 4 | 0 | 3 | 0 | 1 |
| 1979-80 | 4 | 2 | 1 | 1 | - | 2006-07 | 4 | 2 | 2 | 0 | 0 |
| 1980-81 | 4 | 2 | 2 | 0 | - | 2007-08 | 4 | 2 | 2 | 0 | 0 |
| 1981-82 | 7 | 3 | 3 | 1 | - | 2008-09 | 4 | 4 | 0 | 0 | 0 |
| 1982-83 | 8 | 3 | 4 | 1 | - | 2009-10 | 4 | 2 | 2 | 0 | 0 |
| 1983-84 | 8 | 2 | 6 | 0 | - | 2010-11 | 4 | 1 | 2 | 0 | 1 |
| 1984-85 | 8 | 4 | 3 | 1 | - | 2011-12 | 4 | 2 | 2 | 0 | 0 |
| 1985-86 | 8 | 3 | 3 | 2 | - | 2012-13 | 3 | 3 | 0 | 0 | 0 |
| 1986-87 | 8 | 2 | 4 | 2 | - | 2013-14 | 5 | 4 | 1 | 0 | 0 |
| 1987-88 | 8 | 5 | 2 | 1 | - | 2014-15 | 5 | 3 | 2 | 0 | 0 |
| 1988-89 | 8 | 4 | 2 | 2 | - | 2015-16 | 5 | 1 | 4 | 0 | 0 |
| 1989-90 | 8 | 3 | 4 | 1 | - | 2016-17 | 5 | 5 | 0 | 0 | 0 |
| 1990-91 | 8 | 5 | 2 | 1 | - | TOTALS | 273 | 137 | 102 | 31 | 3 |
| 1991-92 | 8 | 4 | 3 | 1 | - | | | | | | |
| 1992-93 | 7 | 6 | 1 | 0 | - | | | | | | |
| 1993-94 | 6 | 3 | 2 | 1 | - | | | | | | |
| 1994-95 | 5 | 2 | 3 | 0 | - | | | | | | |
| 1995-96 | 6 | 4 | 0 | 2 | - | | | | | | |
| 1996-97 | 6 | 2 | 3 | 1 | - | | | | | | |
| 1997-98 | 5 | 0 | 4 | 1 | - | | | | | | |
| 1998-99 | 4 | 1 | 2 | 1 | - | | | | | | |
| 1999-2000 | 5 | 2 | 2 | 1 | 0 | | | | | | |
| 2000-01 | 4 | 1 | 3 | 0 | 0 | | | | | | |
| 2001-02 | 4 | 1 | 1 | 2 | 0 | | | | | | |

RECORD BY DECADE

| DECADE | RECORD | PCT. |
|--------|-----------|------|
| 1960s | 12-2-2 | .750 |
| 1970s | 35-14-6 | .636 |
| 1980s | 31-33-11 | .413 |
| 1990s | 29-22-9 | .483 |
| 2000s | 12-19-3-2 | .333 |
| 2010s | 19-11-1 | .613 |

HOME/AWAY SPLITS

| LIFETIME | GP | W | L | T | OTL | GF | GA | PTS |
|---------------|------------|------------|------------|-----------|----------|------------|------------|------------|
| Home | 135 | 79 | 41 | 15 | 0 | 493 | 366 | 173 |
| Road | 138 | 58 | 61 | 16 | 3 | 424 | 458 | 135 |
| TOTALS | 273 | 137 | 102 | 31 | 3 | 917 | 824 | 308 |

THE LAST TIME THE BLACKHAWKS...

Last Win: March 23, 2017 (3-2 SO in Chicago)
 Last Home Win: March 23, 2017 (3-2 SO)
 Last Road Win: Feb. 4, 2017 (5-3)
 Last Loss: March 22, 2016 (6-2 in Chicago)
 Last Home Loss: March 22, 2016 (6-2)
 Last Road Loss: March 11, 2016 (5-2)
 Last Tie: Dec. 14, 2003 (1-1 in Chicago)
 Last Shutout Win: Dec. 23, 1995 (2-0 at Dallas)
 Last Shutout Loss: Dec. 22, 2015 (4-0 at Dallas)

2016-17 REGULAR-SEASON SERIES RECAP

2016-17 Blackhawks record: 3-0-0 at United Center; 2-0-0 at Dallas

| DATE | TEAM | SCORING BY PERIOD | | | | | SHOTS BY PERIOD | | | | | PP | PIM | GWG | GOALIE (SAVES-SHOTS) | ATTN. |
|--------|------|-------------------|---|---|----|-----|-----------------|----|----|----|-----|-------------|-------|-------------------------------------|----------------------|--------|
| | | 1 | 2 | 3 | OT | F | 1 | 2 | 3 | OT | TOT | | | | | |
| 11/05 | CHI | 1 | 2 | 0 | - | 3 | 12 | 12 | 8 | - | 32 | 1-6 (16.7) | 6-12 | P. Kane | Crawford (31-33) | 18,532 |
| | DAL | 2 | 0 | 0 | - | 2 | 12 | 9 | 12 | - | 33 | 0-3 (0.0) | 8-16 | | Niemi (29-32) | |
| 11/06 | DAL | 1 | 1 | 1 | 0 | 3 | 10 | 9 | 12 | 4 | 35 | 1-4 (25.0) | 4-8 | | Lehtonen (29-33) | 21,901 |
| | CHI | 0 | 1 | 2 | 1 | 4 | 7 | 14 | 10 | 2 | 33 | 0-4 (0.0) | 4-8 | M. Hossa (OT) | Darling (32-35) | |
| 12/11 | DAL | 0 | 1 | 0 | - | 1 | 9 | 9 | 6 | - | 24 | 0-2 (0.0) | 3-6 | A. Anisimov | Lehtonen (24-27) | 21,451 |
| | CHI | 0 | 2 | 1 | - | 3 | 10 | 13 | 4 | - | 27 | 1-3 (33.3) | 2-4 | | Darling (23-24) | |
| 02/04 | CHI | 0 | 2 | 3 | - | 5 | 11 | 17 | 8 | - | 36 | 1-2 (50.0) | 4-11 | T. van Riemsdyk | Crawford (31-34) | 18,532 |
| | DAL | 0 | 1 | 2 | - | 3 | 10 | 12 | 12 | - | 34 | 0-3 (0.0) | 3-9 | | Lehtonen (31-35) | |
| 03/23 | DAL | 0 | 1 | 1 | 0 | 2 | 13 | 14 | 11 | 6 | 44 | 0-3 (0.0) | 5-13 | | Lehtonen (24-26) | 21,798 |
| | CHI | 1 | 0 | 1 | 0 | 3 | 7 | 7 | 9 | 3 | 26 | 1-4 (25.0) | 4-11 | A. Panarin (SO) | Crawford (42-44) | |
| TOTALS | | SCORING BY PERIOD | | | | | SHOTS BY PERIOD | | | | | PP | PIM | GOALIE (SAVES-SHOTS) | | |
| TEAM | | 1 | 2 | 3 | OT | TOT | 1 | 2 | 3 | OT | TOT | | | | | |
| DAL | | 3 | 4 | 4 | 0 | 11 | 54 | 53 | 53 | 10 | 170 | 1-15 (6.7) | 23-52 | Lehtonen (108-121) | | |
| CHI | | 2 | 7 | 7 | 1 | 17 | 47 | 63 | 39 | 5 | 154 | 4-19 (21.1) | 20-46 | Crawford (104-111), Darling (55-59) | | |

2016-17 REGULAR-SEASON STATISTICS

| BLACKHAWKS | GP | G | A | PTS | +/- | PIM | STARS | GP | G | A | PTS | +/- | PIM | | |
|---------------------|----|-----|----|-----|-----|------|------------------|---------------|----|-----|-----|-----|-----|------|---------|
| Patrick Kane | 5 | 4 | 2 | 6 | -1 | 4 | Jamie Benn | 5 | 1 | 3 | 4 | -1 | 6 | | |
| Marian Hossa | 5 | 3 | 3 | 6 | 4 | 0 | John Klingberg | 5 | 0 | 4 | 4 | 0 | 0 | | |
| Jonathan Toews | 4 | 3 | 3 | 6 | -1 | 0 | Gemel Smith | 2 | 2 | 1 | 3 | 3 | 0 | | |
| Artem Anisimov | 4 | 2 | 4 | 6 | 3 | 4 | Tyler Seguin | 5 | 2 | 0 | 2 | -2 | 0 | | |
| Artemi Panarin | 5 | 1 | 3 | 4 | -2 | 4 | Alex Hemsky | 1 | 2 | 0 | 2 | 2 | 0 | | |
| Duncan Keith | 5 | 0 | 4 | 4 | -2 | 2 | Curtis McKenzie | 5 | 1 | 1 | 2 | 2 | 2 | | |
| Ryan Hartman | 5 | 2 | 1 | 3 | 4 | 9 | Devin Shore | 5 | 1 | 1 | 2 | -3 | 6 | | |
| Brent Seabrook | 4 | 0 | 3 | 3 | 1 | 0 | Antoine Roussel | 4 | 0 | 2 | 2 | 0 | 7 | | |
| Trevor van Riemsdyk | 3 | 1 | 1 | 2 | 5 | 0 | Dan Hamhuis | 5 | 0 | 2 | 2 | -1 | 9 | | |
| Marcus Kruger | 5 | 0 | 2 | 2 | 2 | 10 | Brett Ritchie | 5 | 1 | 0 | 1 | 1 | 0 | | |
| Gustav Forsling | 4 | 1 | 0 | 1 | -2 | 2 | Radek Faksa | 5 | 1 | 0 | 1 | -2 | 6 | | |
| Richard Panik | 5 | 0 | 1 | 1 | -4 | 4 | Esa Lindell | 5 | 0 | 1 | 1 | -1 | 0 | | |
| Nick Schmaltz | 4 | 0 | 1 | 1 | -1 | 0 | Patrick Eaves | 4 | 0 | 1 | 1 | -1 | 2 | | |
| Tyler Motte | 3 | 0 | 1 | 1 | 1 | 0 | Stephen Johns | 4 | 0 | 1 | 1 | -2 | 2 | | |
| Tanner Kero | 2 | 0 | 1 | 1 | 1 | 0 | Cody Eakin | 3 | 0 | 1 | 1 | 0 | 2 | | |
| Vinnie Hinostroza | 1 | 0 | 1 | 1 | 0 | 0 | Adam Cracknell | 5 | 0 | 0 | 0 | 2 | 0 | | |
| Brian Campbell | 5 | 0 | 0 | 0 | 3 | 0 | Jordie Benn | 4 | 0 | 0 | 0 | 0 | 0 | | |
| Jordin Tootoo | 5 | 0 | 0 | 0 | 1 | 5 | Johnny Oduya | 3 | 0 | 0 | 0 | 0 | 0 | | |
| Dennis Rasmussen | 5 | 0 | 0 | 0 | 0 | 0 | Patrik Nemeth | 3 | 0 | 0 | 0 | -1 | 0 | | |
| Niklas Hjalmarsson | 5 | 0 | 0 | 0 | 0 | 2 | Lauri Korpikoski | 3 | 0 | 0 | 0 | -2 | 0 | | |
| Michal Kempny | 2 | 0 | 0 | 0 | 1 | 0 | Jiri Hudler | 2 | 0 | 0 | 0 | 0 | 2 | | |
| Johnny Oduya | 1 | 0 | 0 | 0 | 0 | 0 | Jason Spezza | 2 | 0 | 0 | 0 | -1 | 4 | | |
| John Hayden | 1 | 0 | 0 | 0 | 0 | 0 | Patrick Sharp | 2 | 0 | 0 | 0 | -3 | 0 | | |
| Andrew Desjardins | 1 | 0 | 0 | 0 | -1 | 0 | Remi Elie | 1 | 0 | 0 | 0 | 0 | 2 | | |
| Michal Rozsival | 1 | 0 | 0 | 0 | -1 | 0 | Jamie Oleksiak | 1 | 0 | 0 | 0 | 0 | 0 | | |
| | | | | | | | Greg Pateryn | 1 | 0 | 0 | 0 | -1 | 0 | | |
| GOALTENDER | GP | MIN | GA | SA | SV | AVG | W-L-OTL | GOALTENDER | GP | MIN | GA | SA | SV | AVG | W-L-OTL |
| Corey Crawford | 3 | 185 | 7 | 111 | 104 | 2.27 | 3-0-0 | Kari Lehtonen | 4 | 246 | 13 | 121 | 108 | 3.17 | 0-2-2 |
| Scott Darling | 2 | 125 | 4 | 59 | 55 | 1.93 | 2-0-0 | Antti Niemi | 1 | 58 | 3 | 32 | 29 | 3.09 | 0-1-0 |

LEADERSHIP

PLAYERS

2016-17

OPPONENTS

TRADITION

RECORDS

PLAYOFFS

HISTORY

MINORS

NHL

MEDIA



JEFF BLASHILL



HENRIK ZETTERBERG



CLUB INFORMATION

Founded: 1926-27
 Home Arena: Little Caesars Arena (20,000)
 Front Office Address: 19 Steve Yzerman Drive, Detroit, MI 48226
 Phone: 313-394-7000
 Fax: 313-567-0296
 Website: nhl.com/redwings
 Stanley Cups: 1936, '37, '43, '50, '52, '54, '55, '97, '98, 2002, '08
 Executive Vice President/General Manager: Ken Holland
 Head Coach: Jeff Blashill
 Assistant Coaches: Chris Chelios, Pat Ferschweiler, Doug Houda, John Torchetti
 Goaltending Coach: Jeff Salajko
 Director, Public Relations: Todd Beam
 Coordinator, Public Relations: Alex DiFilippo
 Coordinator, Public Relations: Kyle Kujawa
 2016-17 record: 33-36-13 (79 points), 7th Atlantic Division
 2017 playoffs: DND

BROADCAST TEAMS

Television play-by-play: Ken Daniels
 Television color analyst: Mickey Redmond
 Radio play-by-play: Ken Kal
 Radio color analyst: Paul Woods

2017-18 MEETINGS

Sunday, Jan. 14 in Chicago
 Thursday, Jan. 25 at Detroit

ALL-TIME FRANCHISE RECORDS

SEASON-BY-SEASON RECORD (SINCE 1975)

| | GP | W | L | T | OTL | | GP | W | L | T | OTL |
|-----------|----|---|---|---|-----|---------------|------------|-----------------|------------|-----------|-----------|
| 1975-76 | 4 | 1 | 2 | 1 | - | 2004-05 | - | SEASON CANCELED | - | - | - |
| 1976-77 | 4 | 4 | 0 | 0 | - | 2005-06 | 8 | 1 | 6 | 0 | 1 |
| 1977-78 | 4 | 3 | 1 | 0 | - | 2006-07 | 8 | 1 | 7 | 0 | 0 |
| 1978-79 | 4 | 0 | 3 | 1 | - | 2007-08 | 8 | 5 | 3 | 0 | 0 |
| 1979-80 | 4 | 3 | 1 | 0 | - | 2008-09 | 6 | 2 | 2 | 0 | 2 |
| 1980-81 | 4 | 1 | 1 | 2 | - | 2009-10 | 6 | 3 | 2 | 0 | 1 |
| 1981-82 | 7 | 3 | 3 | 1 | - | 2010-11 | 6 | 4 | 2 | 0 | 0 |
| 1982-83 | 8 | 6 | 2 | 0 | - | 2011-12 | 6 | 4 | 0 | 0 | 2 |
| 1983-84 | 8 | 4 | 4 | 0 | - | 2012-13 | 4 | 4 | 0 | 0 | 0 |
| 1984-85 | 8 | 3 | 3 | 2 | - | 2013-14 | 2 | 1 | 0 | 0 | 1 |
| 1985-86 | 8 | 6 | 2 | 0 | - | 2014-15 | 2 | 0 | 1 | 0 | 1 |
| 1986-87 | 8 | 3 | 4 | 1 | - | 2015-16 | 2 | 2 | 0 | 0 | 0 |
| 1987-88 | 8 | 3 | 5 | 0 | - | 2016-17 | 2 | 1 | 1 | 0 | 0 |
| 1988-89 | 8 | 4 | 2 | 2 | - | TOTALS | 733 | 282 | 356 | 84 | 11 |
| 1989-90 | 8 | 4 | 3 | 1 | - | | | | | | |
| 1990-91 | 8 | 4 | 3 | 1 | - | | | | | | |
| 1991-92 | 8 | 1 | 5 | 2 | - | | | | | | |
| 1992-93 | 9 | 4 | 5 | 0 | - | | | | | | |
| 1993-94 | 6 | 2 | 4 | 0 | - | | | | | | |
| 1994-95 | 5 | 1 | 4 | 0 | - | | | | | | |
| 1995-96 | 6 | 0 | 5 | 1 | - | | | | | | |
| 1996-97 | 6 | 3 | 1 | 2 | - | | | | | | |
| 1997-98 | 5 | 1 | 2 | 2 | - | | | | | | |
| 1998-99 | 6 | 1 | 5 | 0 | - | | | | | | |
| 1999-2000 | 6 | 3 | 2 | 1 | 0 | | | | | | |
| 2000-01 | 5 | 3 | 2 | 0 | 0 | | | | | | |
| 2001-02 | 5 | 2 | 1 | 2 | 0 | | | | | | |
| 2002-03 | 5 | 3 | 0 | 0 | 2 | | | | | | |
| 2003-04 | 6 | 2 | 3 | 0 | 1 | | | | | | |

RECORD BY DECADE

| DECADE | RECORD | PCT. |
|--------|----------|------|
| 1920s | 8-12-4 | .333 |
| 1930s | 25-37-10 | .347 |
| 1940s | 30-66-10 | .283 |
| 1950s | 30-96-14 | .214 |
| 1960s | 63-40-21 | .508 |
| 1970s | 31-10-5 | .674 |
| 1980s | 37-29-9 | .493 |
| 1990s | 20-36-9 | .308 |
| 2000s | 22-26-7 | .386 |
| 2010s | 16-4-4 | .667 |

HOME/AWAY SPLITS

| LIFETIME | GP | W | L | T | OTL | GF | GA | PTS |
|---------------|------------|------------|------------|-----------|-----------|--------------|--------------|------------|
| Home | 368 | 169 | 141 | 51 | 7 | 1,099 | 1,035 | 396 |
| Road | 365 | 113 | 215 | 33 | 4 | 915 | 1,238 | 263 |
| TOTALS | 733 | 282 | 356 | 84 | 11 | 2,014 | 2,273 | 659 |

THE LAST TIME THE BLACKHAWKS...

Last Win: Jan. 10, 2017 (4-3 OT in Chicago)
 Last Home Win: Jan. 10, 2017 (4-3 OT)
 Last Road Win: March 2, 2016 (5-2)
 Last Loss: March 10, 2017 (4-2 at Detroit)
 Last Home Loss: Feb. 18, 2015 (3-2 SO)
 Last Road Loss: March 10, 2017 (4-2)
 Last Tie: April 10, 2002 (3-3 at Detroit)
 Last Shutout Win: Dec. 23, 2009 (3-0 at Detroit)
 Last Shutout Loss: Dec. 30, 2008 (4-0 at Detroit)

2016-17 REGULAR-SEASON SERIES RECAP

2016-17 Blackhawks record: 1-0-0 at United Center; 0-1-0 at Detroit

| DATE | TEAM | SCORING BY PERIOD | | | | | SHOTS BY PERIOD | | | | | PP | PIM | GWG | GOALIE (SAVES-SHOTS) | ATTN. |
|---------------|-------------------|-------------------|---|----|----|-----|-----------------|----|----|----|-----|------------|-------|--------------------------------|----------------------|--------|
| | | 1 | 2 | 3 | OT | F | 1 | 2 | 3 | OT | TOT | | | | | |
| 01/10 | DET | 0 | 3 | 0 | 0 | 3 | 7 | 20 | 9 | 0 | 36 | 0-1 (0.0) | 7-14 | | Mrazek (39-45) | |
| | CHI | 2 | 1 | 0 | 1 | 4 | 16 | 11 | 15 | 1 | 43 | 2-6 (33.3) | 2-4 | D. Keith (OT) | Crawford (33-36) | 22,019 |
| 03/10 | CHI | 1 | 1 | 0 | - | 2 | 6 | 11 | 9 | - | 26 | 0-2 (0.0) | 6-23 | | Crawford (25-29) | |
| | DET | 2 | 1 | 1 | - | 4 | 10 | 10 | 9 | - | 29 | 0-3 (0.0) | 4-11 | T. Tatar | Howard (24-26) | 20,027 |
| TOTALS | | | | | | | | | | | | | | | | |
| TEAM | SCORING BY PERIOD | | | | | TOT | SHOTS BY PERIOD | | | | | PP | PIM | GOALIE (SAVES-SHOTS) | | |
| | 1 | 2 | 3 | OT | | | 1 | 2 | 3 | OT | TOT | | | | | |
| DET | 2 | 4 | 1 | 0 | | 7 | 17 | 30 | 18 | 0 | 65 | 0-4 (0.0) | 11-25 | Howard (24-26), Mrazek (39-45) | | |
| CHI | 3 | 2 | 0 | 1 | | 6 | 22 | 22 | 24 | 1 | 69 | 2-8 (25.0) | 8-27 | Crawford (58-65) | | |

2016-17 REGULAR-SEASON STATISTICS

| BLACKHAWKS | GP | G | A | PTS | +/- | PIM | RED WINGS | GP | G | A | PTS | +/- | PIM | | |
|---------------------|----|-----|----|-----|-----|------|--------------------|--------------|----|-----|-----|-----|-----|------|---------|
| Duncan Keith | 2 | 1 | 1 | 2 | 2 | 0 | Tomas Tatar | 2 | 3 | 1 | 4 | 3 | 4 | | |
| Richard Panik | 2 | 1 | 1 | 2 | 1 | 0 | Gustav Nyquist | 2 | 0 | 3 | 3 | 2 | 0 | | |
| Artemi Panarin | 2 | 1 | 1 | 2 | -4 | 0 | Andreas Athanasiou | 2 | 2 | 0 | 2 | 1 | 2 | | |
| Ryan Hartman | 2 | 0 | 2 | 2 | 3 | 2 | Henrik Zetterberg | 2 | 0 | 2 | 2 | 1 | 0 | | |
| Marian Hossa | 2 | 0 | 2 | 2 | 0 | 0 | Dylan Larkin | 2 | 0 | 2 | 2 | -1 | 0 | | |
| Patrick Kane | 2 | 0 | 2 | 2 | -5 | 2 | Xavier Ouellet | 2 | 1 | 0 | 1 | 2 | 0 | | |
| Tanner Kero | 2 | 1 | 0 | 1 | 0 | 0 | Drew Miller | 2 | 1 | 0 | 1 | 1 | 0 | | |
| Trevor van Riemsdyk | 2 | 1 | 0 | 1 | -2 | 17 | Frans Nielsen | 2 | 0 | 1 | 1 | 2 | 0 | | |
| Brian Campbell | 2 | 1 | 0 | 1 | -5 | 0 | Luke Glendening | 2 | 0 | 1 | 1 | 1 | 2 | | |
| Jonathan Toews | 2 | 0 | 1 | 1 | -1 | 2 | Thomas Vanek | 1 | 0 | 1 | 1 | 1 | 0 | | |
| Artem Anisimov | 2 | 0 | 1 | 1 | -4 | 0 | Nick Jensen | 1 | 0 | 1 | 1 | 1 | 0 | | |
| Michal Kempny | 2 | 0 | 0 | 0 | 1 | 0 | Danny DeKeyser | 2 | 0 | 0 | 0 | 2 | 0 | | |
| Andrew Desjardins | 2 | 0 | 0 | 0 | 0 | 0 | Mike Green | 2 | 0 | 0 | 0 | 1 | 4 | | |
| Brent Seabrook | 2 | 0 | 0 | 0 | -2 | 2 | Riley Sheahan | 2 | 0 | 0 | 0 | -1 | 0 | | |
| Marcus Kruger | 1 | 0 | 0 | 0 | 2 | 0 | Justin Abdelkader | 2 | 0 | 0 | 0 | -1 | 9 | | |
| Niklas Hjalmarsson | 1 | 0 | 0 | 0 | 0 | 0 | Alexey Marchenko | 1 | 0 | 0 | 0 | 2 | 0 | | |
| Michal Rozsival | 1 | 0 | 0 | 0 | 0 | 2 | Anthony Mantha | 1 | 0 | 0 | 0 | 0 | 0 | | |
| Jordin Tootoo | 1 | 0 | 0 | 0 | 0 | 0 | Jonathan Ericsson | 1 | 0 | 0 | 0 | 0 | 4 | | |
| Dennis Rasmussen | 1 | 0 | 0 | 0 | 0 | 0 | Darren Helm | 1 | 0 | 0 | 0 | 0 | 0 | | |
| Nick Schmaltz | 1 | 0 | 0 | 0 | 0 | 0 | Mitch Callahan | 1 | 0 | 0 | 0 | 0 | 0 | | |
| Tomas Jurco | 1 | 0 | 0 | 0 | 0 | 0 | Niklas Kronwall | 1 | 0 | 0 | 0 | 0 | 0 | | |
| Vinnie Hinostroza | 1 | 0 | 0 | 0 | -1 | 0 | Robbie Russo | 1 | 0 | 0 | 0 | 0 | 0 | | |
| | | | | | | | Ryan Sproul | 1 | 0 | 0 | 0 | -2 | 0 | | |
| GOALTENDER | GP | MIN | GA | SA | SV | AVG | W-L-OTL | GOALTENDER | GP | MIN | GA | SA | SV | AVG | W-L-OTL |
| Corey Crawford | 2 | 119 | 7 | 65 | 58 | 3.54 | 1-1-0 | Jimmy Howard | 1 | 60 | 2 | 26 | 24 | 2.00 | 1-0-0 |
| | | | | | | | | Petr Mrazek | 1 | 61 | 4 | 43 | 39 | 3.96 | 0-0-1 |

LEADERSHIP

PLAYERS

2016-17

OPPONENTS

TRADITION

RECORDS

PLAYOFFS

HISTORY

MINORS

NHL

MEDIA



TODD MCLELLAN



CONNOR MCDAVID



CLUB INFORMATION

Founded: 1972-73 (WHA), 1979-80 (NHL)
 Home Arena: Rogers Place (18,550)
 Front Office Address: 300, 10214-104 Avenue NW, Edmonton, AB T5J 0H6
 Phone: 780-414-4000
 Fax: 780-409-5848
 Website: nhl.com/oilers
 Stanley Cups: 1984, '85, '87, '88, '90
 President, Hockey Operations/General Manager: Peter Chiarelli
 Head Coach: Todd McLellan
 Assistant Coaches: Ian Herberts, Jim Johnson, Jay Woodcroft
 Goaltending Coach: Dustin Schwartz
 Senior Director, Hockey Communications/Media Relations: J.J. Hebert
 Manager, Hockey Communications/Media Relations: Shawn May
 2016-17 record: 47-26-9 (103 points), 2nd Pacific Division
 2017 playoffs: Western Conference Second Round (def. by Anaheim 4-3)

BROADCAST TEAMS

Television play-by-play: Kevin Quinn
 Television color analyst: Drew Remenda
 Radio play-by-play: Jack Michaels
 Radio color analyst: Bob Stauffer

2017-18 MEETINGS

Thursday, Oct. 19 in Chicago
 Friday, Dec. 29 at Edmonton
 Sunday, Jan. 7 in Chicago

ALL-TIME FRANCHISE RECORDS

SEASON-BY-SEASON RECORD

| | GP | W | L | T | OTL | | GP | W | L | T | OTL |
|-----------|----|---|---|---|-----|---------------|------------|-----------------|-----------|-----------|----------|
| 1979-80 | 4 | 1 | 3 | 0 | - | 2003-04 | 4 | 0 | 3 | 0 | 1 |
| 1980-81 | 4 | 1 | 3 | 0 | - | 2004-05 | - | SEASON CANCELED | - | - | - |
| 1981-82 | 3 | 1 | 1 | 1 | - | 2005-06 | 4 | 2 | 1 | 0 | 1 |
| 1982-83 | 3 | 1 | 1 | 1 | - | 2006-07 | 4 | 2 | 2 | 0 | 0 |
| 1983-84 | 3 | 1 | 2 | 0 | - | 2007-08 | 4 | 1 | 1 | 0 | 2 |
| 1984-85 | 3 | 0 | 3 | 0 | - | 2008-09 | 4 | 3 | 0 | 0 | 1 |
| 1985-86 | 3 | 0 | 3 | 0 | - | 2009-10 | 4 | 4 | 0 | 0 | 0 |
| 1986-87 | 3 | 2 | 1 | 0 | - | 2010-11 | 4 | 2 | 2 | 0 | 0 |
| 1987-88 | 3 | 2 | 1 | 0 | - | 2011-12 | 4 | 1 | 3 | 0 | 0 |
| 1988-89 | 3 | 2 | 0 | 1 | - | 2012-13 | 3 | 2 | 1 | 0 | 0 |
| 1989-90 | 3 | 2 | 1 | 0 | - | 2013-14 | 3 | 3 | 0 | 0 | 0 |
| 1990-91 | 3 | 2 | 1 | 0 | - | 2014-15 | 3 | 2 | 1 | 0 | 0 |
| 1991-92 | 3 | 2 | 1 | 0 | - | 2015-16 | 3 | 3 | 0 | 0 | 0 |
| 1992-93 | 4 | 2 | 1 | 1 | - | 2016-17 | 3 | 1 | 2 | 0 | 0 |
| 1993-94 | 4 | 3 | 1 | 0 | - | TOTALS | 132 | 65 | 50 | 12 | 5 |
| 1994-95 | 4 | 4 | 0 | 0 | - | | | | | | |
| 1995-96 | 4 | 3 | 0 | 1 | - | | | | | | |
| 1996-97 | 4 | 2 | 1 | 1 | - | | | | | | |
| 1997-98 | 4 | 0 | 1 | 3 | - | | | | | | |
| 1998-99 | 4 | 3 | 1 | 0 | - | | | | | | |
| 1999-2000 | 4 | 2 | 2 | 0 | 0 | | | | | | |
| 2000-01 | 4 | 0 | 2 | 2 | 0 | | | | | | |
| 2001-02 | 4 | 2 | 2 | 0 | 0 | | | | | | |
| 2002-03 | 4 | 1 | 2 | 1 | 0 | | | | | | |

RECORD BY DECADE

| DECADE | RECORD | PCT. |
|--------|-----------|------|
| 1970s | 1-3-0 | .250 |
| 1980s | 12-16-3 | .387 |
| 1990s | 23-9-6 | .605 |
| 2000s | 15-14-3-4 | .417 |
| 2010s | 13-9-0 | .591 |

HOME/AWAY SPLITS

| LIFETIME | GP | W | L | T | OTL | GF | GA | PTS |
|---------------|------------|-----------|-----------|-----------|----------|------------|------------|------------|
| Home | 66 | 35 | 20 | 7 | 4 | 245 | 213 | 81 |
| Road | 66 | 30 | 30 | 5 | 1 | 219 | 228 | 66 |
| TOTALS | 132 | 65 | 50 | 12 | 5 | 464 | 441 | 147 |

THE LAST TIME THE BLACKHAWKS...

Last Win: Feb. 11, 2017 (5-1 at Edmonton)
 Last Home Win: Dec. 17, 2015 (4-0)
 Last Road Win: Feb. 11, 2017 (5-1)
 Last Loss: Feb. 18, 2017 (3-1 in Chicago)
 Last Home Loss: Feb. 18, 2017 (3-1)
 Last Road Loss: Nov. 21, 2016 (5-0)
 Last Tie: March 30, 2003 (4-4 in Chicago)
 Last Shutout Win: Dec. 17, 2015 (4-0 in Chicago)
 Last Shutout Loss: Nov. 21, 2016 (5-0 at Edmonton)

2016-17 REGULAR-SEASON SERIES RECAP

2016-17 Blackhawks record: 0-1-0 at United Center; 1-1-0 at Edmonton

| DATE | TEAM | SCORING BY PERIOD | | | | | SHOTS BY PERIOD | | | | | PP | PIM | GWG | GOALIE (SAVES-SHOTS) | ATTN. |
|--------|------|-------------------|---|---|----|-----|-----------------|----|----|----|-----|-------------|-------|-------------|-----------------------------------|--------|
| | | 1 | 2 | 3 | OT | F | 1 | 2 | 3 | OT | TOT | | | | | |
| 11/21 | CHI | 0 | 0 | 0 | - | 0 | 10 | 18 | 3 | - | 31 | 0-2 (0.0) | 4-8 | O. Klefborn | Crawford (22-27) | 18,347 |
| | EDM | 2 | 1 | 2 | - | 5 | 13 | 8 | 6 | - | 27 | 2-4 (50.0) | 2-4 | | Talbot (31-31) | |
| 02/11 | CHI | 2 | 2 | 1 | - | 5 | 8 | 12 | 5 | - | 25 | 2-2 (100.0) | 4-19 | P. Kane | Darling (30-31) | 18,347 |
| | EDM | 1 | 0 | 0 | - | 1 | 12 | 6 | 13 | - | 31 | 0-2 (0.0) | 5-29 | | Talbot (16-20), Brossoit (4-5) | |
| 02/18 | EDM | 0 | 1 | 2 | - | 3 | 4 | 9 | 9 | - | 22 | 1-2 (50.0) | 4-11 | M. Lucic | Talbot (38-39) | 22,075 |
| | CHI | 0 | 0 | 1 | - | 1 | 12 | 16 | 11 | - | 39 | 0-3 (0.0) | 4-19 | | Crawford (19-21) | |
| TOTALS | | SCORING BY PERIOD | | | | | SHOTS BY PERIOD | | | | | | | | GOALIE (SAVES-SHOTS) | |
| | TEAM | 1 | 2 | 3 | OT | TOT | 1 | 2 | 3 | OT | TOT | PP | PIM | | | |
| | EDM | 3 | 2 | 4 | - | 9 | 29 | 23 | 28 | - | 80 | 3-8 (37.5) | 11-44 | | Talbot (85-90), Brossoit (4-5) | |
| | CHI | 2 | 2 | 2 | - | 6 | 30 | 46 | 19 | - | 95 | 2-7 (28.6) | 12-46 | | Crawford (41-48), Darling (30-31) | |

2016-17 REGULAR-SEASON STATISTICS

| BLACKHAWKS | | | | | | | OILERS | | | | | | | | |
|---------------------|----|-----|----|-----|-----|------|---------------------|------------------|----|-----|-----|-----|-----|------|---------|
| | GP | G | A | PTS | +/- | PIM | | GP | G | A | PTS | +/- | PIM | | |
| Richard Panik | 3 | 3 | 1 | 4 | 0 | 0 | Leon Draisaitl | 3 | 2 | 2 | 4 | 2 | 2 | | |
| Patrick Kane | 3 | 1 | 2 | 3 | -3 | 0 | Connor McDavid | 3 | 1 | 3 | 4 | 3 | 0 | | |
| Jonathan Toews | 3 | 0 | 3 | 3 | 0 | 2 | Matthew Benning | 3 | 1 | 1 | 2 | 5 | 2 | | |
| Trevor van Riemsdyk | 2 | 1 | 1 | 2 | 3 | 0 | Oscar Klefbom | 3 | 1 | 1 | 2 | 2 | 0 | | |
| Artem Anisimov | 3 | 1 | 0 | 1 | -1 | 0 | Milan Lucic | 3 | 1 | 1 | 2 | 1 | 0 | | |
| Brian Campbell | 3 | 0 | 1 | 1 | 3 | 2 | Ryan Nugent-Hopkins | 3 | 0 | 2 | 2 | 0 | 7 | | |
| Nick Schmaltz | 3 | 0 | 1 | 1 | 1 | 0 | Jordan Eberle | 3 | 0 | 2 | 2 | -1 | 0 | | |
| Brent Seabrook | 3 | 0 | 1 | 1 | -1 | 0 | Patrick Maroon | 3 | 1 | 0 | 1 | 0 | 0 | | |
| Marian Hossa | 3 | 0 | 0 | 0 | -1 | 0 | Andrej Sekera | 3 | 1 | 0 | 1 | 0 | 0 | | |
| Artemi Panarin | 3 | 0 | 0 | 0 | -1 | 0 | Anton Slepyshev | 3 | 1 | 0 | 1 | 0 | 0 | | |
| Marcus Kruger | 3 | 0 | 0 | 0 | -1 | 2 | Drake Gaggiula | 3 | 0 | 1 | 1 | 1 | 0 | | |
| Ryan Hartman | 3 | 0 | 0 | 0 | -1 | 27 | Mark Letestu | 2 | 0 | 1 | 1 | 0 | 0 | | |
| Duncan Keith | 3 | 0 | 0 | 0 | -2 | 0 | Jesse Puljujarvi | 1 | 0 | 1 | 1 | 1 | 0 | | |
| Niklas Hjalmarsson | 3 | 0 | 0 | 0 | -4 | 0 | Zack Kassian | 3 | 0 | 0 | 0 | 0 | 14 | | |
| Tanner Kero | 2 | 0 | 0 | 0 | 1 | 0 | Adam Larsson | 3 | 0 | 0 | 0 | -1 | 2 | | |
| Andrew Desjardins | 2 | 0 | 0 | 0 | 0 | 0 | Matt Hendricks | 2 | 0 | 0 | 0 | 0 | 2 | | |
| Dennis Rasmussen | 2 | 0 | 0 | 0 | 0 | 0 | Brandon Davidson | 2 | 0 | 0 | 0 | -1 | 10 | | |
| Gustav Forsling | 2 | 0 | 0 | 0 | 0 | 2 | Darnell Nurse | 1 | 0 | 0 | 0 | 1 | 0 | | |
| Vinnie Hinostroza | 2 | 0 | 0 | 0 | 0 | 9 | Benoit Pouliot | 1 | 0 | 0 | 0 | 0 | 0 | | |
| Michal Kempny | 2 | 0 | 0 | 0 | -3 | 2 | Kris Russell | 1 | 0 | 0 | 0 | 0 | 0 | | |
| Tyler Motte | 1 | 0 | 0 | 0 | -1 | 0 | Tyler Pittick | 1 | 0 | 0 | 0 | 0 | 0 | | |
| | | | | | | | Iiro Pakarinen | 1 | 0 | 0 | 0 | 0 | 0 | | |
| | | | | | | | Jordan Oesterle | 1 | 0 | 0 | 0 | -1 | 0 | | |
| | | | | | | | Eric Gryba | 1 | 0 | 0 | 0 | -1 | 5 | | |
| | | | | | | | Anton Lander | 1 | 0 | 0 | 0 | -1 | 0 | | |
| GOALTENDER | | | | | | | GOALTENDER | | | | | | | | |
| | GP | MIN | GA | SA | SV | AVG | W-L-OTL | | GP | MIN | GA | SA | SV | AVG | W-L-OTL |
| Corey Crawford | 2 | 117 | 7 | 48 | 41 | 3.58 | 0-2-0 | Cam Talbot | 3 | 160 | 5 | 90 | 85 | 1.88 | 2-1-0 |
| Scott Darling | 1 | 60 | 1 | 31 | 30 | 1.00 | 1-0-0 | Laurent Brossoit | 1 | 20 | 1 | 5 | 4 | 3.00 | 0-0-0 |



BOB BOUGHNER



DEREK MACKENZIE



CLUB INFORMATION

Founded: 1993-94
 Home Arena: BB&T Center (19,250)
 Front Office Address: 1 Panther Parkway, Sunrise, FL 33323
 Phone: 954-835-7000
 Fax: 954-835-7700
 Website: nhl.com/panthers
 Stanley Cups: none
 President, Hockey Operations/General Manager: Dale Tallon
 Head Coach: Bob Boughner
 Associate Coach: Jack Capuano
 Assistant Coach: Paul McFarland
 Goaltending Coach: Robb Tallis
 Director, Communications and Digital Media: Adelyn Biedenbach
 Coordinator, Media Relations: Mike Lewis
 Coordinator, Public Relations: Chrissy Parente
 2016-17 record: 35-36-11 (81 points), 6th Atlantic Division
 2017 playoffs: DND

BROADCAST TEAMS

Television play-by-play: Steve Goldstein
 Television color analyst: Denis Potvin
 Television analyst: Randy Moller
 Radio play-by-play: Doug Plagens
 Radio color analyst: Bill Lindsay

2017-18 MEETINGS

Saturday, Nov. 25 at Florida
 Tuesday, Dec. 12 in Chicago

ALL-TIME FRANCHISE RECORDS

SEASON-BY-SEASON RECORD

| | GP | W | L | T | OTL | | GP | W | L | T | OTL |
|-----------|----|-----------------|---|---|-----|---------------|---------------|--------------|----------|----------|----------|
| 1993-94 | 2 | 1 | 0 | 1 | - | 2009-10 | 2 | 1 | 0 | 0 | 1 |
| 1994-95 | - | DID NOT PLAY | - | - | - | 2010-11 | 2 | 1 | 1 | 0 | 0 |
| 1995-96 | 2 | 2 | 0 | 0 | - | 2011-12 | 2 | 2 | 0 | 0 | 0 |
| 1996-97 | 2 | 0 | 2 | 0 | - | 2012-13 | - | DID NOT PLAY | - | - | - |
| 1997-98 | 2 | 1 | 1 | 0 | - | 2013-14 | 2 | 2 | 0 | 0 | 0 |
| 1998-99 | 2 | 0 | 2 | 0 | - | 2014-15 | 2 | 2 | 0 | 0 | 0 |
| 1999-2000 | 2 | 2 | 0 | 0 | 0 | 2015-16 | 2 | 1 | 1 | 0 | 0 |
| 2000-01 | 1 | 1 | 0 | 0 | 0 | 2016-17 | 2 | 1 | 1 | 0 | 0 |
| 2001-02 | 2 | 2 | 0 | 0 | 0 | TOTALS | 35 | 21 | 9 | 3 | 2 |
| 2002-03 | 2 | 1 | 0 | 1 | 0 | | | | | | |
| 2003-04 | 1 | 0 | 0 | 1 | 0 | | | | | | |
| 2004-05 | - | SEASON CANCELED | - | - | - | | | | | | |
| 2005-06 | 1 | 0 | 0 | 0 | 1 | DECADE | RECORD | PCT. | | | |
| 2006-07 | - | DID NOT PLAY | - | - | - | 1990s | 6-5-1 | .500 | | | |
| 2007-08 | 1 | 0 | 1 | 0 | 0 | 2000s | 6-4-2-2 | .545 | | | |
| 2008-09 | 1 | 1 | 0 | 0 | 0 | 2010s | 9-3-0 | .750 | | | |

HOME/AWAY SPLITS

| | GP | W | L | T | OTL | GF | GA | PTS |
|---------------|-----------|-----------|----------|----------|----------|------------|-----------|-----------|
| LIFETIME | | | | | | | | |
| Home | 18 | 11 | 4 | 2 | 1 | 57 | 44 | 25 |
| Road | 17 | 10 | 5 | 1 | 1 | 50 | 40 | 22 |
| TOTALS | 35 | 21 | 9 | 3 | 2 | 107 | 84 | 47 |

THE LAST TIME THE BLACKHAWKS...

Last Win: Nov. 29, 2016 (2-1 SO in Chicago)
 Last Home Win: Nov. 29, 2016 (2-1 SO)
 Last Road Win: Feb. 26, 2015 (3-0)
 Last Loss: March 25, 2017 (7-0 at Florida)
 Last Home Loss: Dec. 16, 2007 (3-1)
 Last Road Loss: March 25, 2017 (7-0)
 Last Tie: Feb. 29, 2004 (2-2 in Chicago)
 Last Shutout Win: Feb. 26, 2015 (3-0 at Florida)
 Last Shutout Loss: March 25, 2017 (7-0 at Florida)

2016-17 REGULAR-SEASON SERIES RECAP

2016-17 Blackhawks record: 1-0-0 at United Center; 0-1-0 at Florida

| DATE | TEAM | SCORING BY PERIOD | | | | | SHOTS BY PERIOD | | | | | PP | PIM | GWG | GOALIE (SAVES-SHOTS) | ATTN. |
|---------------|------|-------------------|---|---|----|-----|-----------------|----|----|----|-----|------------|-------|---------------------------------|---------------------------------|--------|
| | | 1 | 2 | 3 | OT | F | 1 | 2 | 3 | OT | TOT | | | | | |
| 11/29 | FLA | 0 | 0 | 1 | 0 | 2 | 13 | 12 | 10 | 4 | 39 | 1-3 (33.3) | 2-4 | | Luongo (32-33) | |
| | CHI | 1 | 0 | 0 | 0 | 1 | 8 | 11 | 11 | 3 | 33 | 0-2 (0.0) | 3-6 | A. Panarin (50) | Crawford (38-39) | 21,475 |
| 03/25 | CHI | 0 | 0 | 0 | - | 0 | 9 | 8 | 8 | - | 25 | 0-3 (0.0) | 10-34 | | Crawford (21-25), Darling (3-6) | |
| | FLA | 0 | 3 | 4 | - | 7 | 8 | 14 | 9 | - | 31 | 1-5 (20.0) | 8-30 | A. Barkov | Reimer (25-25) | 18,625 |
| TOTALS | | | | | | | | | | | | | | | | |
| TEAM | | SCORING BY PERIOD | | | | | SHOTS BY PERIOD | | | | | PP | PIM | GOALIE (SAVES-SHOTS) | | |
| | | 1 | 2 | 3 | OT | TOT | 1 | 2 | 3 | OT | TOT | | | | | |
| FLA | | 0 | 3 | 5 | 0 | 8 | 21 | 26 | 19 | 4 | 70 | 2-8 (25.0) | 10-34 | Luongo (32-33), Reimer (25-25) | | |
| CHI | | 1 | 0 | 0 | 0 | 1 | 17 | 19 | 19 | 3 | 58 | 0-5 (0.0) | 13-40 | Crawford (59-64), Darling (3-6) | | |

2016-17 REGULAR-SEASON STATISTICS

| BLACKHAWKS | | | | | | | PANTHERS | | | | | | | | |
|---------------------|----|-----|----|-----|-----|-------|-----------------------|----------------|----|-----|-----|-----|-----|------|---------|
| BLACKHAWKS | GP | G | A | PTS | +/- | PIM | PANTHERS | GP | G | A | PTS | +/- | PIM | | |
| Richard Panik | 2 | 1 | 0 | 1 | 1 | 19 | Jonathan Marchessault | 2 | 3 | 1 | 4 | 2 | 4 | | |
| Dennis Rasmussen | 2 | 0 | 1 | 1 | 1 | 0 | Jonathan Huberdeau | 1 | 1 | 3 | 4 | 3 | 0 | | |
| Marcus Kruger | 2 | 0 | 1 | 1 | -1 | 4 | Aleksander Barkov | 2 | 1 | 2 | 3 | 1 | 0 | | |
| Brent Seabrook | 2 | 0 | 0 | 0 | 0 | 0 | Vincent Trocheck | 2 | 0 | 2 | 2 | 3 | 4 | | |
| Nick Schmaltz | 2 | 0 | 0 | 0 | -1 | 0 | Colton Sceviour | 2 | 0 | 2 | 2 | 2 | 0 | | |
| Artemi Panarin | 2 | 0 | 0 | 0 | -1 | 0 | Nick Bjorkstad | 2 | 1 | 0 | 1 | 2 | 0 | | |
| Marian Hossa | 2 | 0 | 0 | 0 | -1 | 0 | Reilly Smith | 2 | 1 | 0 | 1 | 1 | 0 | | |
| Duncan Keith | 2 | 0 | 0 | 0 | -1 | 0 | Jaromir Jagr | 2 | 1 | 0 | 1 | 0 | 0 | | |
| Ryan Hartman | 2 | 0 | 0 | 0 | -1 | 4 | Mark Pysyk | 2 | 0 | 1 | 1 | 3 | 0 | | |
| Niklas Hjalmarsson | 2 | 0 | 0 | 0 | -2 | 2 | Keith Yandle | 2 | 0 | 1 | 1 | 3 | 0 | | |
| Brian Campbell | 2 | 0 | 0 | 0 | -4 | 0 | Jason Demers | 2 | 0 | 1 | 1 | 2 | 2 | | |
| Patrick Kane | 2 | 0 | 0 | 0 | -4 | 4 | Aaron Ekblad | 1 | 0 | 1 | 1 | -1 | 0 | | |
| Gustav Forsling | 1 | 0 | 0 | 0 | 0 | 0 | Jakub Kindl | 2 | 0 | 0 | 0 | 2 | 2 | | |
| Tyler Motte | 1 | 0 | 0 | 0 | 0 | 0 | Jussi Jokinen | 2 | 0 | 0 | 0 | 1 | 2 | | |
| Vinnie Hinostroza | 1 | 0 | 0 | 0 | 0 | 0 | Michael Matheson | 2 | 0 | 0 | 0 | 0 | 0 | | |
| Michal Rozsival | 1 | 0 | 0 | 0 | 0 | 0 | Derek MacKenzie | 2 | 0 | 0 | 0 | 0 | 15 | | |
| Jordin Tootoo | 1 | 0 | 0 | 0 | 0 | 0 | Thomas Vanek | 1 | 0 | 0 | 0 | 1 | 0 | | |
| Johnny Oduya | 1 | 0 | 0 | 0 | 0 | 0 | Denis Malgin | 1 | 0 | 0 | 0 | 0 | 0 | | |
| Artem Anisimov | 1 | 0 | 0 | 0 | 0 | 0 | Kyle Rau | 1 | 0 | 0 | 0 | 0 | 0 | | |
| Andrew Desjardins | 1 | 0 | 0 | 0 | 0 | 7 | Seth Griffith | 1 | 0 | 0 | 0 | 0 | 0 | | |
| John Hayden | 1 | 0 | 0 | 0 | -1 | 0 | Alex Petrovic | 1 | 0 | 0 | 0 | 0 | 0 | | |
| Tanner Kero | 1 | 0 | 0 | 0 | -2 | 0 | Shawn Thornton | 1 | 0 | 0 | 0 | 0 | 5 | | |
| Trevor van Riemsdyk | 1 | 0 | 0 | 0 | -3 | 0 | | | | | | | | | |
| Jonathan Toews | 1 | 0 | 0 | 0 | -4 | 0 | | | | | | | | | |
| GOALTENDER | GP | MIN | GA | SA | SV | AVG | W-L-OTL | GOALTENDER | GP | MIN | GA | SA | SV | AVG | W-L-OTL |
| Corey Crawford | 2 | 110 | 5 | 64 | 59 | 2.73 | 1-1-0 | Roberto Luongo | 1 | 65 | 1 | 33 | 32 | 0.92 | 0-0-1 |
| Scott Darling | 1 | 15 | 3 | 6 | 3 | 11.99 | 0-0-0 | James Reimer | 1 | 60 | 0 | 25 | 25 | 0.00 | 1-0-0 |

| |
|------------|
| LEADERSHIP |
| PLAYERS |
| 2016-17 |
| OPPONENTS |
| TRADITION |
| RECORDS |
| PLAYOFFS |
| HISTORY |
| MINORS |
| NHL |
| MEDIA |



JOHN STEVENS



ANZE KOPITAR



CLUB INFORMATION

Founded: 1967-68
 Home Arena: STAPLES Center (18,230)
 Front Office Address: 555 N. Nash St., El Segundo, CA 90245
 Phone: 310-535-4500
 Website: nhl.com/kings
 Stanley Cups: 2012, '14
 Vice President/General Manager: Rob Blake
 Head Coach: John Stevens
 Assistant Coaches: Dave Lowry, Don Nachbaur, Pierre Turgeon
 Goaltending Coach: Bill Ranford
 Senior Vice President, Communications/Broadcasting: Michael Altieri
 Senior Director, Communications and Heritage: Jeff Moeller
 Director, Communications and Media Services: Mike Kalinowski
 Manager, Communications and Media Services: Eddie Fischermann
 2016-17 record: 39-35-8 (86 points), 5th Pacific Division
 2017 playoffs: DND

BROADCAST TEAMS

Television play-by-play: Alex Faust
 Television color analyst: Jim Fox
 Radio play-by-play: Nick Nickson
 Radio color analyst: Daryl Evans

2017-18 MEETINGS

Sunday, Dec. 3 in Chicago
 Monday, Feb. 19 in Chicago
 Saturday, March 3 at Los Angeles

ALL-TIME FRANCHISE RECORDS

SEASON-BY-SEASON RECORD (SINCE 1975)

| | GP | W | L | T | OTL | | GP | W | L | T | OTL |
|-----------|----|---|---|---|-----|---------------|------------|-----------------|-----------|-----------|----------|
| 1975-76 | 4 | 2 | 2 | 0 | - | 2002-03 | 4 | 3 | 1 | 0 | 0 |
| 1976-77 | 4 | 2 | 2 | 0 | - | 2003-04 | 4 | 1 | 3 | 0 | 0 |
| 1977-78 | 4 | 2 | 2 | 0 | - | 2004-05 | - | SEASON CANCELED | - | - | - |
| 1978-79 | 4 | 1 | 3 | 0 | - | 2005-06 | 4 | 1 | 2 | 0 | 1 |
| 1979-80 | 4 | 0 | 3 | 1 | - | 2006-07 | 4 | 3 | 1 | 0 | 0 |
| 1980-81 | 4 | 0 | 2 | 2 | - | 2007-08 | 4 | 2 | 1 | 0 | 1 |
| 1981-82 | 3 | 3 | 0 | 0 | - | 2008-09 | 4 | 2 | 2 | 0 | 0 |
| 1982-83 | 3 | 2 | 0 | 1 | - | 2009-10 | 4 | 3 | 0 | 0 | 1 |
| 1983-84 | 3 | 0 | 3 | 0 | - | 2010-11 | 4 | 4 | 0 | 0 | 0 |
| 1984-85 | 3 | 2 | 0 | 1 | - | 2011-12 | 4 | 1 | 2 | 0 | 1 |
| 1985-86 | 3 | 1 | 0 | 2 | - | 2012-13 | 3 | 2 | 1 | 0 | 0 |
| 1986-87 | 3 | 1 | 1 | 1 | - | 2013-14 | 3 | 3 | 0 | 0 | 0 |
| 1987-88 | 3 | 1 | 2 | 0 | - | 2014-15 | 3 | 2 | 1 | 0 | 0 |
| 1988-89 | 3 | 0 | 3 | 0 | - | 2015-16 | 3 | 1 | 1 | 0 | 1 |
| 1989-90 | 3 | 2 | 1 | 0 | - | 2016-17 | 3 | 1 | 0 | 0 | 2 |
| 1990-91 | 3 | 1 | 2 | 0 | - | TOTALS | 192 | 93 | 75 | 17 | 7 |
| 1991-92 | 3 | 1 | 1 | 1 | - | | | | | | |
| 1992-93 | 5 | 1 | 3 | 1 | - | | | | | | |
| 1993-94 | 4 | 2 | 1 | 1 | - | | | | | | |
| 1994-95 | 4 | 3 | 1 | 0 | - | | | | | | |
| 1995-96 | 4 | 2 | 2 | 0 | - | | | | | | |
| 1996-97 | 4 | 3 | 1 | 0 | - | | | | | | |
| 1997-98 | 4 | 0 | 4 | 0 | - | | | | | | |
| 1998-99 | 4 | 0 | 4 | 0 | - | | | | | | |
| 1999-2000 | 4 | 1 | 3 | 0 | 0 | | | | | | |
| 2000-01 | 4 | 1 | 0 | 3 | 0 | | | | | | |
| 2001-02 | 4 | 2 | 2 | 0 | 0 | | | | | | |

RECORD BY DECADE

| DECADE | RECORD | PCT. |
|--------|-----------|------|
| 1960s | 12-3-1 | .750 |
| 1970s | 23-21-3 | .489 |
| 1980s | 12-12-7 | .387 |
| 1990s | 14-22-3 | .359 |
| 2000s | 18-12-3-3 | .500 |
| 2010s | 14-5-4 | .609 |

HOME/AWAY SPLITS

| LIFETIME | GP | W | L | T | OTL | GF | GA | PTS |
|---------------|------------|-----------|-----------|-----------|----------|------------|------------|------------|
| Home | 97 | 50 | 36 | 9 | 2 | 323 | 264 | 111 |
| Road | 95 | 43 | 39 | 8 | 5 | 304 | 310 | 99 |
| TOTALS | 192 | 93 | 75 | 17 | 7 | 627 | 574 | 210 |

THE LAST TIME THE BLACKHAWKS...

Last Win: Oct. 30, 2016 (3-0 in Chicago)
 Last Home Win: Oct. 30, 2016 (3-0)
 Last Road Win: Nov. 29, 2014 (4-1)
 Last Loss: April 8, 2017 (3-2 OT at Los Angeles)
 Last Home Loss: March 14, 2016 (5-0)
 Last Road Loss: April 8, 2017 (3-2 OT)
 Last Tie: March 10, 2001 (2-2 at Los Angeles)
 Last Shutout Win: Oct. 30, 2016 (3-0 in Chicago)
 Last Shutout Loss: March 14, 2016 (5-0 in Chicago)

2016-17 REGULAR-SEASON SERIES RECAP

2016-17 Blackhawks record: 1-0-0 at United Center; 0-0-2 at Los Angeles

| DATE | TEAM | SCORING BY PERIOD | | | | | SHOTS BY PERIOD | | | | | PP | PIM | GWG | GOALIE (SAVES-SHOTS) | ATTN. |
|--------|------|-------------------|---|---|----|-----|-----------------|----|----|----|-----|-------------|-------|-----------------------------------|----------------------|--------|
| | | 1 | 2 | 3 | OT | F | 1 | 2 | 3 | OT | TOT | | | | | |
| 10/30 | LAK | 0 | 0 | 0 | - | 0 | 8 | 11 | 13 | - | 32 | 0-2 (0.0) | 6-14 | | Budaj (26-28) | |
| | CHI | 1 | 1 | 1 | - | 3 | 11 | 10 | 8 | - | 29 | 2-7 (28.6) | 2-4 | J. Toews | Crawford (32-32) | 21,329 |
| 11/26 | CHI | 1 | 0 | 0 | 0 | 1 | 4 | 7 | 8 | 0 | 19 | 0-3 (0.0) | 3-6 | | Darling (27-29) | |
| | LAK | 0 | 1 | 0 | 1 | 2 | 13 | 11 | 2 | 3 | 29 | 0-3 (0.0) | 3-6 | J. Carter (OT) | Budaj (18-19) | 18,435 |
| 04/08 | CHI | 1 | 0 | 1 | 0 | 2 | 11 | 6 | 10 | 0 | 27 | 0-3 (0.0) | 2-4 | | Crawford (23-26) | |
| | LAK | 0 | 0 | 2 | 1 | 3 | 11 | 6 | 8 | 1 | 26 | 1-2 (50.0) | 3-6 | D. Doughty (OT) | Quick (25-27) | 18,230 |
| TOTALS | | SCORING BY PERIOD | | | | | SHOTS BY PERIOD | | | | | PP | PIM | GOALIE (SAVES-SHOTS) | | |
| | TEAM | 1 | 2 | 3 | OT | TOT | 1 | 2 | 3 | OT | TOT | | | | | |
| | LAK | 0 | 1 | 2 | 2 | 5 | 32 | 28 | 23 | 4 | 87 | 1-7 (14.3) | 12-26 | Budaj (44-47), Quick (25-27) | | |
| | CHI | 3 | 1 | 2 | 0 | 6 | 26 | 23 | 26 | 0 | 75 | 2-13 (15.4) | 7-14 | Crawford (55-58), Darling (27-29) | | |

2016-17 REGULAR-SEASON STATISTICS

| BLACKHAWKS | GP | G | A | PTS | +/- | PIM | KINGS | GP | G | A | PTS | +/- | PIM | | |
|---------------------|----|-----|----|-----|-----|------|------------------|----------------|----|-----|-----|-----|-----|------|---------|
| Jonathan Toews | 2 | 2 | 1 | 3 | -1 | 2 | Jeff Carter | 3 | 1 | 4 | 5 | 2 | 0 | | |
| Artemi Panarin | 3 | 1 | 2 | 3 | 2 | 0 | Anze Kopitar | 3 | 0 | 3 | 3 | 2 | 0 | | |
| Duncan Keith | 3 | 0 | 3 | 3 | 0 | 0 | Tyler Toffoli | 3 | 1 | 1 | 2 | 1 | 0 | | |
| Marian Hossa | 3 | 1 | 1 | 2 | 1 | 0 | Drew Doughty | 3 | 1 | 1 | 2 | 1 | 2 | | |
| Patrick Kane | 3 | 1 | 1 | 2 | -1 | 0 | Alec Martinez | 3 | 1 | 0 | 1 | -1 | 0 | | |
| Nick Schmaltz | 3 | 0 | 2 | 2 | 1 | 0 | Dustin Brown | 3 | 1 | 0 | 1 | -1 | 2 | | |
| Artem Anisimov | 2 | 1 | 0 | 1 | 1 | 0 | Jake Muzzin | 3 | 0 | 1 | 1 | -1 | 2 | | |
| Brian Campbell | 3 | 0 | 1 | 1 | 1 | 0 | Trevor Lewis | 3 | 0 | 0 | 0 | 0 | 0 | | |
| Richard Panik | 3 | 0 | 0 | 0 | 1 | 0 | Tanner Pearson | 3 | 0 | 0 | 0 | -1 | 0 | | |
| Dennis Rasmussen | 3 | 0 | 0 | 0 | 0 | 2 | Derek Forbort | 3 | 0 | 0 | 0 | -1 | 4 | | |
| Marcus Kruger | 3 | 0 | 0 | 0 | -1 | 0 | Devin Setoguchi | 2 | 0 | 0 | 0 | -1 | 2 | | |
| Brent Seabrook | 3 | 0 | 0 | 0 | -1 | 4 | Nick Shore | 2 | 0 | 0 | 0 | 0 | 0 | | |
| Michal Kempny | 2 | 0 | 0 | 0 | 0 | 0 | Kyle Clifford | 2 | 0 | 0 | 0 | 0 | 2 | | |
| Tyler Motte | 2 | 0 | 0 | 0 | 0 | 0 | Dwight King | 2 | 0 | 0 | 0 | 0 | 2 | | |
| Vinnie Hinostroza | 2 | 0 | 0 | 0 | 0 | 0 | Tom Gilbert | 2 | 0 | 0 | 0 | 0 | 4 | | |
| Jordin Tootoo | 2 | 0 | 0 | 0 | 0 | 0 | Marian Gaborik | 2 | 0 | 0 | 0 | -1 | 0 | | |
| Gustav Forsling | 2 | 0 | 0 | 0 | 0 | 0 | Nic Dowd | 2 | 0 | 0 | 0 | -1 | 2 | | |
| Ryan Hartman | 2 | 0 | 0 | 0 | -1 | 0 | Jordan Nolan | 2 | 0 | 0 | 0 | -1 | 2 | | |
| Niklas Hjalmarsson | 2 | 0 | 0 | 0 | -1 | 0 | Matt Greene | 1 | 0 | 0 | 0 | 0 | 0 | | |
| Trevor van Riemsdyk | 1 | 0 | 0 | 0 | 1 | 0 | Jarome Iginla | 1 | 0 | 0 | 0 | 0 | 0 | | |
| Tanner Kero | 1 | 0 | 0 | 0 | 1 | 0 | Andy Andreoff | 1 | 0 | 0 | 0 | 0 | 0 | | |
| John Hayden | 1 | 0 | 0 | 0 | 0 | 0 | Kevin Gravel | 1 | 0 | 0 | 0 | 0 | 0 | | |
| Michal Rozsival | 1 | 0 | 0 | 0 | 0 | 0 | Paul LaDue | 1 | 0 | 0 | 0 | 0 | 0 | | |
| Johnny Oduya | 1 | 0 | 0 | 0 | 0 | 0 | Adrian Kempe | 1 | 0 | 0 | 0 | 0 | 0 | | |
| Andrew Desjardins | 1 | 0 | 0 | 0 | 0 | 2 | Brayden McNabb | 1 | 0 | 0 | 0 | 0 | 0 | | |
| | | | | | | | Jonny Brodzinski | 1 | 0 | 0 | 0 | 0 | 2 | | |
| GOALTENDER | GP | MIN | GA | SA | SV | AVG | W-L-OTL | GOALTENDER | GP | MIN | GA | SA | SV | AVG | W-L-OTL |
| Corey Crawford | 2 | 120 | 3 | 58 | 55 | 1.49 | 1-0-1 | Peter Budaj | 2 | 121 | 3 | 47 | 44 | 1.49 | 1-0-1 |
| Scott Darling | 1 | 61 | 2 | 29 | 27 | 1.97 | 0-0-1 | Jonathan Quick | 1 | 60 | 2 | 27 | 25 | 1.99 | 1-0-0 |



BRUCE BOUDREAU



MIKKO KOIVU



CLUB INFORMATION

Founded: 2000-01
 Home Arena: Xcel Energy Center (17,954)
 Front Office Address: 317 Washington St., St. Paul, MN 55102
 Phone: 651-602-6000
 Fax: 651-293-9574
 Website: nhl.com/wild
 Stanley Cups: none
 Executive Vice President/General Manager: Chuck Fletcher
 Head Coach: Bruce Boudreau
 Assistant Coaches: John Anderson, Darby Hendrickson
 Goaltending Coach: Bob Mason
 Director, Media Relations: Aaron Sickman
 Senior Media Relations Coordinator: Carly Peters
 Communications Coordinator: Megan Kogut
 2016-17 record: 49-25-8 (106 points), 2nd Central Division
 2017 playoffs: Western Conference First Round (def. by St. Louis 4-1)

BROADCAST TEAMS

Television play-by-play: Anthony LaPanta
 Television color analyst: Mike Greenlay
 Radio play-by-play: Bob Kurtz
 Radio color analyst: Tom Reid

2017-18 MEETINGS

Thursday, Oct. 12 in Chicago
 Saturday, Nov. 4 at Minnesota
 Sunday, Dec. 17 in Chicago
 Wednesday, Jan. 10 in Chicago
 Saturday, Feb. 10 at Minnesota

ALL-TIME FRANCHISE RECORDS

SEASON-BY-SEASON RECORD

| | GP | W | L | T | OTL |
|---------|---------------------|---|---|---|-----|
| 2000-01 | 4 | 1 | 3 | 0 | 0 |
| 2001-02 | 4 | 3 | 1 | 0 | 0 |
| 2002-03 | 4 | 0 | 2 | 1 | 1 |
| 2003-04 | 4 | 1 | 3 | 0 | 0 |
| 2004-05 | - SEASON CANCELED - | | | | |
| 2005-06 | 4 | 1 | 3 | 0 | 0 |
| 2006-07 | 4 | 0 | 1 | 0 | 3 |
| 2007-08 | 4 | 2 | 2 | 0 | 0 |
| 2008-09 | 4 | 1 | 3 | 0 | 0 |
| 2009-10 | 4 | 3 | 0 | 0 | 1 |
| 2010-11 | 4 | 3 | 1 | 0 | 0 |
| 2011-12 | 4 | 2 | 0 | 0 | 2 |

| | GP | W | L | T | OTL |
|---------------|-----------|-----------|-----------|----------|----------|
| 2012-13 | 3 | 2 | 0 | 0 | 1 |
| 2013-14 | 5 | 2 | 3 | 0 | 0 |
| 2014-15 | 5 | 3 | 2 | 0 | 0 |
| 2015-16 | 5 | 0 | 4 | 0 | 1 |
| 2016-17 | 4 | 3 | 1 | 0 | 0 |
| TOTALS | 66 | 27 | 29 | 1 | 9 |

RECORD BY DECADE

| DECADE | RECORD | PCT. |
|--------|-----------|------|
| 2000s | 12-18-1-5 | .333 |
| 2010s | 15-11-4 | .500 |

HOME/AWAY SPLITS

| LIFETIME | GP | W | L | T | OTL | GF | GA | PTS |
|---------------|-----------|-----------|-----------|----------|----------|------------|------------|-----------|
| Home | 32 | 14 | 14 | 1 | 3 | 83 | 85 | 32 |
| Road | 34 | 13 | 15 | 0 | 6 | 88 | 95 | 32 |
| TOTALS | 66 | 27 | 29 | 1 | 9 | 171 | 180 | 64 |

THE LAST TIME THE BLACKHAWKS...

Last Win: March 12, 2017 (4-2 in Chicago)
 Last Home Win: March 12, 2017 (4-2)
 Last Road Win: Feb. 21, 2017 (5-3)
 Last Loss: Jan. 15, 2017 (3-2 in Chicago)
 Last Home Loss: Jan. 15, 2017 (3-2)
 Last Road Loss: March 29, 2016 (4-1)
 Last Tie: Dec. 26, 2003 (2-2 in Chicago)
 Last Shutout Win: April 9, 2013 (1-0 at Minnesota)
 Last Shutout Loss: Feb. 3, 2015 (3-0 at Minnesota)

2016-17 REGULAR-SEASON SERIES RECAP

2016-17 Blackhawks record: 1-1-0 at United Center; 2-0-0 at Minnesota

| DATE | TEAM | SCORING BY PERIOD | | | | | SHOTS BY PERIOD | | | | | PP | PIM | GWG | GOALIE (SAVES-SHOTS) | | ATTN. |
|--------|------|-------------------|---|---|----|-----|-----------------|----|----|----|-----|-------------|-------|-----------------|---------------------------------|--|--------|
| | | 1 | 2 | 3 | OT | F | 1 | 2 | 3 | OT | TOT | | | | | | |
| 01/15 | MIN | 0 | 2 | 1 | - | 3 | 8 | 15 | 9 | - | 32 | 1-1 (100.0) | 3-6 | J. Pominville | Dubnyk (33-35) | | 22,051 |
| | CHI | 1 | 1 | 0 | - | 2 | 14 | 16 | 5 | - | 35 | 0-2 (0.0) | 2-4 | | Crawford (29-32) | | |
| 02/08 | CHI | 1 | 2 | 0 | 1 | 4 | 10 | 10 | 7 | 5 | 32 | 1-2 (50.0) | 3-6 | J. Toews (OT) | Crawford (35-38) | | 19,326 |
| | MIN | 0 | 2 | 1 | 0 | 3 | 10 | 19 | 6 | 3 | 38 | 0-2 (0.0) | 3-6 | | Kuemper (28-32) | | |
| 02/21 | CHI | 0 | 2 | 3 | - | 5 | 15 | 13 | 11 | - | 39 | 0-2 (0.0) | 2-4 | J. Toews | Crawford (29-32) | | 19,333 |
| | MIN | 0 | 1 | 2 | - | 3 | 14 | 5 | 13 | - | 32 | 2-2 (100.0) | 2-4 | | Dubnyk (34-38) | | |
| 03/12 | MIN | 1 | 0 | 1 | - | 2 | 13 | 20 | 11 | - | 44 | 0-1 (0.0) | 3-6 | | Dubnyk (0-2), Kuemper (18-20) | | 22,147 |
| | CHI | 2 | 1 | 1 | - | 4 | 7 | 8 | 7 | - | 22 | 0-3 (0.0) | 1-2 | T. van Riemsdyk | Crawford (42-44) | | |
| TOTALS | | SCORING BY PERIOD | | | | | SHOTS BY PERIOD | | | | | PP | PIM | | GOALIE (SAVES-SHOTS) | | |
| | TEAM | 1 | 2 | 3 | OT | TOT | 1 | 2 | 3 | OT | TOT | PP | PIM | | | | |
| | MIN | 1 | 5 | 5 | 0 | 11 | 45 | 59 | 39 | 3 | 146 | 3-6 (50.0) | 11-22 | | Dubnyk (67-75), Kuemper (46-52) | | |
| | CHI | 4 | 6 | 4 | 1 | 15 | 46 | 47 | 30 | 5 | 128 | 1-9 (11.1) | 8-16 | | Crawford (35-46) | | |

2016-17 REGULAR-SEASON STATISTICS

| BLACKHAWKS | GP | G | A | PTS | +/- | PIM | WILD | GP | G | A | PTS | +/- | PIM | | |
|---------------------|----|-----|----|-----|-----|------|-------------------|---------------|----|-----|-----|-----|-----|------|---------|
| Jonathan Toews | 4 | 4 | 4 | 8 | 6 | 0 | Nino Niederreiter | 4 | 1 | 5 | 6 | -1 | 4 | | |
| Patrick Kane | 4 | 3 | 2 | 5 | -1 | 0 | Mikael Granlund | 4 | 3 | 1 | 4 | -4 | 0 | | |
| Richard Panik | 4 | 2 | 2 | 4 | 7 | 2 | Marco Scandella | 4 | 0 | 4 | 4 | -1 | 0 | | |
| Nick Schmaltz | 4 | 2 | 2 | 4 | 6 | 0 | Jason Pominville | 4 | 1 | 2 | 3 | -1 | 0 | | |
| Artemi Panarin | 4 | 1 | 2 | 3 | 0 | 0 | Zach Parise | 4 | 2 | 0 | 2 | -3 | 0 | | |
| Duncan Keith | 4 | 0 | 3 | 3 | 1 | 0 | Eric Staal | 4 | 1 | 1 | 2 | 0 | 0 | | |
| Trevor van Riemsdyk | 4 | 1 | 1 | 2 | 4 | 0 | Mikko Koivu | 4 | 0 | 2 | 2 | -3 | 2 | | |
| Niklas Hjalmarsson | 4 | 0 | 2 | 2 | 3 | 2 | Chris Stewart | 4 | 1 | 0 | 1 | -1 | 0 | | |
| Artem Anisimov | 4 | 0 | 2 | 2 | -1 | 2 | Jared Spurgeon | 4 | 1 | 0 | 1 | -1 | 0 | | |
| Ryan Hartman | 4 | 1 | 0 | 1 | 1 | 2 | Erik Haula | 4 | 1 | 0 | 1 | -2 | 0 | | |
| Marian Hossa | 4 | 1 | 0 | 1 | -2 | 0 | Jordan Schroeder | 4 | 0 | 1 | 1 | 1 | 0 | | |
| Vinnie Hinostroza | 3 | 0 | 1 | 1 | 1 | 0 | Charlie Coyle | 4 | 0 | 1 | 1 | -2 | 2 | | |
| Brian Campbell | 4 | 0 | 1 | 1 | 3 | 0 | Ryan Suter | 4 | 0 | 1 | 1 | -3 | 6 | | |
| Marcus Kruger | 3 | 0 | 1 | 1 | -1 | 0 | Jonas Brodin | 3 | 0 | 1 | 1 | 0 | 2 | | |
| Jordin Tootoo | 1 | 0 | 1 | 1 | 1 | 0 | Jason Zucker | 4 | 0 | 0 | 0 | -2 | 2 | | |
| Johnny Oduya | 1 | 0 | 1 | 1 | 1 | 0 | Matt Dumba | 4 | 0 | 0 | 0 | -6 | 4 | | |
| Tanner Kero | 4 | 0 | 0 | 0 | 2 | 4 | Tyler Graovac | 2 | 0 | 0 | 0 | 1 | 0 | | |
| Brent Seabrook | 4 | 0 | 0 | 0 | 0 | 2 | Nate Prosser | 2 | 0 | 0 | 0 | 0 | 0 | | |
| Michal Kempny | 3 | 0 | 0 | 0 | 1 | 0 | Gustav Olofsson | 2 | 0 | 0 | 0 | -1 | 0 | | |
| Dennis Rasmussen | 3 | 0 | 0 | 0 | -2 | 2 | Christian Folin | 1 | 0 | 0 | 0 | 0 | 0 | | |
| Andrew Desjardins | 1 | 0 | 0 | 0 | 1 | 0 | Alex Tuch | 1 | 0 | 0 | 0 | -1 | 0 | | |
| Michal Rozsival | 1 | 0 | 0 | 0 | -1 | 0 | Ryan White | 1 | 0 | 0 | 0 | -1 | 0 | | |
| GOALTENDER | | | | | | | GOALTENDER | | | | | | | | |
| Corey Crawford | GP | MIN | GA | SA | SV | AVG | W-L-OTL | Devan Dubnyk | GP | MIN | GA | SA | SV | AVG | W-L-OTL |
| | 4 | 241 | 11 | 146 | 135 | 2.74 | 3-1-0 | Darcy Kuemper | 3 | 123 | 8 | 75 | 67 | 3.89 | 1-1-0 |
| | | | | | | | | | 2 | 119 | 6 | 52 | 46 | 3.04 | 0-1-1 |

LEADERSHIP

PLAYERS

2016-17

OPPONENTS

TRADITION

RECORDS

PLAYOFFS

HISTORY

MINORS

NHL

MEDIA



CLAUDE JULIEN



MAX PACIORETTY



CLUB INFORMATION

Founded: 1909-10 (NHA), 1917-18 (NHL)
 Home Arena: Bell Centre (21,288)
 Front Office Address: 1909 avenue des Canadiens-de-Montréal, Montréal, QC H3B 5E8
 Phone: 514-932-2582
 Fax: 514-932-8285
 Website: nhl.com/canadiens
 Stanley Cups: 1916, '24, '30, '31, '44, '46, '53, '56, '57, '58, '59, '60, '65, '66, '68, '69, '71, '73, '76, '77, '78, '79, '86, '93
 Executive VP/General Manager: Marc Bergevin
 Head Coach: Claude Julien
 Associate Coach: Kirk Muller
 Assistant Coaches: Jean-Jacques Daigneault, Dan Lacroix
 Goaltending Coach: Stéphane Waite
 Executive Director, Media Relations: Dominick Saillant
 Manager, Communications: François Marchand
 2016-17 record: 47-26-9 (103 points), 1st Atlantic Division
 2017 playoffs: Eastern Conference First Round (def. by NYR 4-2)

BROADCAST TEAMS

Television play-by-play: John Bartlett, Pierre Houde (French), Félix Séguin (French)
 Television color analyst: Jason York, Marc Denis (French), Patrick Lalime (French)
 Radio play-by-play: Dan Robertson, Martin McGuire (French)
 Radio color analyst: Sergio Momesso, Bobby Dollas, Dany Dubé (French)

2017-18 MEETINGS

Tuesday, Oct. 10 at Montreal
 Sunday, Nov. 5 in Chicago

ALL-TIME FRANCHISE RECORDS

SEASON-BY-SEASON RECORD (SINCE 1975)

| | GP | W | L | T | OTL | | GP | W | L | T | OTL |
|-----------|----|--------------|---|---|-----|---------------|------------|-----------------|------------|------------|----------|
| 1975-76 | 4 | 1 | 2 | 1 | - | 2004-05 | - | SEASON CANCELED | - | - | - |
| 1976-77 | 4 | 0 | 3 | 1 | - | 2005-06 | - | DID NOT PLAY | - | - | - |
| 1977-78 | 4 | 0 | 3 | 1 | - | 2006-07 | 1 | 1 | 0 | 0 | 0 |
| 1978-79 | 4 | 2 | 2 | 0 | - | 2007-08 | 1 | 0 | 0 | 0 | 1 |
| 1979-80 | 4 | 2 | 2 | 0 | - | 2008-09 | 1 | 0 | 1 | 0 | 0 |
| 1980-81 | 4 | 2 | 2 | 0 | - | 2009-10 | 1 | 1 | 0 | 0 | 0 |
| 1981-82 | 3 | 0 | 2 | 1 | - | 2010-11 | 1 | 0 | 0 | 0 | 1 |
| 1982-83 | 3 | 3 | 0 | 0 | - | 2011-12 | 1 | 1 | 0 | 0 | 0 |
| 1983-84 | 3 | 0 | 2 | 1 | - | 2012-13 | - | DID NOT PLAY | - | - | - |
| 1984-85 | 3 | 2 | 1 | 0 | - | 2013-14 | 2 | 1 | 0 | 0 | 1 |
| 1985-86 | 3 | 0 | 2 | 1 | - | 2014-15 | 2 | 2 | 0 | 0 | 0 |
| 1986-87 | 3 | 0 | 2 | 1 | - | 2015-16 | 2 | 2 | 0 | 0 | 0 |
| 1987-88 | 3 | 0 | 2 | 1 | - | 2016-17 | 2 | 2 | 0 | 0 | 0 |
| 1988-89 | 3 | 0 | 1 | 2 | - | TOTALS | 563 | 157 | 299 | 103 | 4 |
| 1989-90 | 3 | 2 | 1 | 0 | - | | | | | | |
| 1990-91 | 3 | 2 | 1 | 0 | - | | | | | | |
| 1991-92 | 2 | 1 | 1 | 0 | - | | | | | | |
| 1992-93 | 2 | 1 | 1 | 0 | - | | | | | | |
| 1993-94 | 2 | 0 | 1 | 1 | - | | | | | | |
| 1994-95 | - | DID NOT PLAY | - | - | - | | | | | | |
| 1995-96 | 2 | 0 | 2 | 0 | - | | | | | | |
| 1996-97 | 2 | 0 | 2 | 0 | - | | | | | | |
| 1997-98 | 2 | 1 | 1 | 0 | - | | | | | | |
| 1998-99 | 2 | 2 | 0 | 0 | - | | | | | | |
| 1999-2000 | 2 | 1 | 1 | 0 | 0 | | | | | | |
| 2000-01 | 1 | 0 | 0 | 0 | 1 | | | | | | |
| 2001-02 | 2 | 1 | 1 | 0 | 0 | | | | | | |
| 2002-03 | 1 | 0 | 1 | 0 | 0 | | | | | | |
| 2003-04 | 1 | 0 | 1 | 0 | 0 | | | | | | |

RECORD BY DECADE

| DECADE | RECORD | PCT. |
|--------|----------|------|
| 1920s | 2-13-1 | .125 |
| 1930s | 26-26-10 | .419 |
| 1940s | 27-61-18 | .255 |
| 1950s | 22-90-28 | .157 |
| 1960s | 38-56-30 | .306 |
| 1970s | 14-24-8 | .304 |
| 1980s | 9-15-7 | .290 |
| 1990s | 8-10-1 | .421 |
| 2000s | 3-4-0-2 | .333 |
| 2010s | 8-0-2 | .800 |

HOME/AWAY SPLITS

| LIFETIME | GP | W | L | T | OTL | GF | GA | PTS |
|---------------|------------|------------|------------|------------|----------|--------------|--------------|------------|
| Home | 280 | 100 | 125 | 55 | 0 | 756 | 774 | 255 |
| Road | 283 | 57 | 174 | 48 | 4 | 670 | 1,082 | 166 |
| TOTALS | 563 | 157 | 299 | 103 | 4 | 1,426 | 1,856 | 421 |

THE LAST TIME THE BLACKHAWKS...

Last Win: March 14, 2017 (4-2 at Montreal)
 Last Home Win: Nov. 13, 2016 (3-2)
 Last Road Win: March 14, 2017 (4-2)
 Last Loss: Jan. 11, 2014 (2-1 OT at Montreal)
 Last Home Loss: Feb. 27, 2002 (3-2)
 Last Road Loss: Jan. 11, 2014 (2-1 OT)
 Last Tie: March 24, 1994 (5-5 in Chicago)
 Last Shutout Win: Nov. 4, 2014 (5-0 at Montreal)
 Last Shutout Loss: March 19, 1988 (3-0 at Montreal)

2016-17 REGULAR-SEASON SERIES RECAP

2016-17 Blackhawks record: 1-0-0 at United Center; 1-0-0 at Montreal

| DATE | TEAM | SCORING BY PERIOD | | | | | SHOTS BY PERIOD | | | | | PP | PIM | GWG | GOALIE (SAVES-SHOTS) | ATTN. |
|---------------|------|-------------------|---|---|----|-----|-----------------|----|----|----|-----|------------|------|--------------------------------|----------------------|--------|
| | | 1 | 2 | 3 | OT | F | 1 | 2 | 3 | OT | TOT | | | | | |
| 11/13 | MTL | 0 | 2 | 0 | - | 2 | 7 | 5 | 11 | - | 23 | 1-2 (50.0) | 3-6 | | Montoya (32-35) | |
| | CHI | 1 | 2 | 0 | - | 3 | 9 | 13 | 13 | - | 35 | 0-2 (0.0) | 3-6 | P. Kane | Crawford (21-25) | 21,762 |
| 03/14 | CHI | 1 | 1 | 2 | - | 4 | 4 | 12 | 8 | - | 24 | 0-1 (0.0) | 2-4 | A. Panarin | Crawford (40-42) | |
| | MTL | 0 | 0 | 2 | - | 2 | 11 | 13 | 18 | - | 42 | 0-2 (0.0) | 1-2 | | Price (20-23) | 21,288 |
| TOTALS | | | | | | | | | | | | | | | | |
| TEAM | | SCORING BY PERIOD | | | | | SHOTS BY PERIOD | | | | | PP | PIM | GOALIE (SAVES-SHOTS) | | |
| | | 1 | 2 | 3 | OT | TOT | 1 | 2 | 3 | OT | TOT | | | | | |
| MTL | | 0 | 2 | 2 | - | 4 | 18 | 18 | 29 | - | 65 | 1-4 (25.0) | 5-10 | Montoya (32-35), Price (20-23) | | |
| CHI | | 2 | 3 | 2 | - | 7 | 13 | 25 | 21 | - | 59 | 0-3 (0.0) | 4-8 | Crawford (61-65) | | |

2016-17 REGULAR-SEASON STATISTICS

| BLACKHAWKS | | | | | | | CANADIENS | | | | | | | | |
|---------------------|-----|-----|-----|-----|-----|---------|-------------------|-------------|----|-----|-----|-----|---------|------|-------|
| GP | G | A | PTS | +/- | PIM | | GP | G | A | PTS | +/- | PIM | | | |
| Patrick Kane | 2 | 2 | 2 | 4 | 3 | 2 | Shea Weber | 2 | 2 | 0 | 2 | -1 | 0 | | |
| Jonathan Toews | 2 | 1 | 2 | 3 | 1 | 0 | Alexander Radulov | 2 | 0 | 2 | 2 | 0 | 0 | | |
| Niklas Hjalmarsson | 2 | 0 | 2 | 2 | 2 | 0 | Alex Galchenyuk | 2 | 0 | 2 | 2 | 0 | 0 | | |
| Nick Schmaltz | 2 | 0 | 2 | 2 | 2 | 0 | Andrei Markov | 2 | 1 | 1 | 2 | 0 | 0 | | |
| Artemi Panarin | 2 | 1 | 0 | 1 | 3 | 0 | Paul Byron | 2 | 1 | 0 | 1 | -2 | 0 | | |
| Marian Hossa | 2 | 1 | 0 | 1 | 0 | 0 | Brendan Gallagher | 2 | 0 | 1 | 1 | -2 | 0 | | |
| Gustav Forsling | 1 | 1 | 0 | 1 | 2 | 0 | Brandon Davidson | 1 | 0 | 1 | 1 | 1 | 0 | | |
| Johnny Oduya | 1 | 1 | 0 | 1 | 2 | 0 | Torrey Mitchell | 2 | 0 | 0 | 0 | 0 | 0 | | |
| Artem Anisimov | 2 | 0 | 1 | 1 | 1 | 0 | Andrew Shaw | 2 | 0 | 0 | 0 | -1 | 2 | | |
| Marcus Kruger | 2 | 0 | 1 | 1 | 1 | 0 | Max Pacioretty | 2 | 0 | 0 | 0 | -2 | 0 | | |
| Duncan Keith | 2 | 0 | 1 | 1 | 0 | 2 | Phillip Danault | 2 | 0 | 0 | 0 | -2 | 0 | | |
| Brent Seabrook | 2 | 0 | 0 | 0 | 2 | 0 | Jeff Petry | 2 | 0 | 0 | 0 | -3 | 0 | | |
| Richard Panik | 2 | 0 | 0 | 0 | 1 | 0 | Tomas Plekanec | 2 | 0 | 0 | 0 | -3 | 0 | | |
| Dennis Rasmussen | 2 | 0 | 0 | 0 | 0 | 0 | Alexei Emelin | 2 | 0 | 0 | 0 | -4 | 4 | | |
| Ryan Hartman | 2 | 0 | 0 | 0 | 0 | 2 | Jordie Benn | 1 | 0 | 0 | 0 | 1 | 0 | | |
| Brian Campbell | 2 | 0 | 0 | 0 | -1 | 2 | Dwight King | 1 | 0 | 0 | 0 | 0 | 0 | | |
| Andrew Desjardins | 1 | 0 | 0 | 0 | 1 | 0 | David Desharnais | 1 | 0 | 0 | 0 | 0 | 0 | | |
| Trevor van Riemsdyk | 1 | 0 | 0 | 0 | 0 | 0 | Daniel Carr | 1 | 0 | 0 | 0 | 0 | 0 | | |
| Vinnie Hinostroza | 1 | 0 | 0 | 0 | 0 | 0 | Artturi Lehkonen | 1 | 0 | 0 | 0 | 0 | 0 | | |
| Jordin Tootoo | 1 | 0 | 0 | 0 | 0 | 0 | Sven Andrighetto | 1 | 0 | 0 | 0 | 0 | 0 | | |
| Michal Kempny | 1 | 0 | 0 | 0 | 0 | 0 | Steve Ott | 1 | 0 | 0 | 0 | 0 | 0 | | |
| Tanner Kero | 1 | 0 | 0 | 0 | 0 | 2 | Joel Hanley | 1 | 0 | 0 | 0 | -1 | 0 | | |
| | | | | | | | Nathan Beaulieu | 1 | 0 | 0 | 0 | -2 | 0 | | |
| GOALTENDER | | | | | | | GOALTENDER | | | | | | | | |
| GP | MIN | GA | SA | SV | AVG | W-L-OTL | GP | MIN | GA | SA | SV | AVG | W-L-OTL | | |
| Corey Crawford | 2 | 120 | 4 | 65 | 61 | 2.00 | 2-0-0 | Carey Price | 1 | 59 | 3 | 23 | 20 | 3.07 | 0-1-0 |
| | | | | | | | | Al Montoya | 1 | 58 | 3 | 35 | 32 | 3.13 | 0-1-0 |

LEADERSHIP

PLAYERS

2016-17

OPPONENTS

TRADITION

RECORDS

PLAYOFFS

HISTORY


MINORS

NHL

MEDIA



PETER LAVIOLETTE



ROMAN JOSI



CLUB INFORMATION

Founded:1998-99
 Home Arena:Bridgestone Arena (17,113)
 Front Office Address:501 Broadway, Nashville, TN 37203
 Phone:615-770-2300
 Fax:615-770-2295
 Website:nhl.com/predators
 Stanley Cups:none
 President, Hockey Operations/General Manager:David Poile
 Head Coach:Peter Laviolette
 Assistant Coaches:Kevin McCarthy, Dan Muse
 Goaltending Coach:Ben Vanderklok
 Director, Communications:Kevin Wilson
 2016-17 record:41-29-12 (94 points), 4th Central Division
 2017 playoffs:Stanley Cup Final (def. by Pittsburgh 4-2)

BROADCAST TEAMS

Television play-by-play:Willy Daunic
 Television color analyst:Terry Crisp, Stu Grimson
 Radio play-by-play:Pete Weber
 Radio color analyst:Chris Mason, Brent Peterson

2017-18 MEETINGS

Saturday, Oct. 14:in Chicago
 Friday, Oct. 27:in Chicago
 Tuesday, Nov. 28:at Nashville
 Tuesday, Jan. 30:at Nashville

ALL-TIME FRANCHISE RECORDS

SEASON-BY-SEASON RECORD

| | GP | W | L | T | OTL | | GP | W | L | T | OTL |
|-----------|---------------------|---|---|---|-----|---------------|---------------|-------------|-----------|----------|----------|
| 1998-99 | 6 | 4 | 1 | 1 | - | 2012-13 | 5 | 5 | 0 | 0 | 0 |
| 1999-2000 | 6 | 1 | 4 | 1 | 0 | 2013-14 | 5 | 1 | 4 | 0 | 0 |
| 2000-01 | 5 | 3 | 1 | 0 | 1 | 2014-15 | 4 | 3 | 1 | 0 | 0 |
| 2001-02 | 5 | 2 | 3 | 0 | 0 | 2015-16 | 5 | 3 | 2 | 0 | 0 |
| 2002-03 | 5 | 3 | 0 | 1 | 1 | 2016-17 | 5 | 4 | 1 | 0 | 0 |
| 2003-04 | 6 | 3 | 2 | 1 | 0 | TOTALS | 105 | 55 | 38 | 4 | 8 |
| 2004-05 | - SEASON CANCELED - | | | | | | | | | | |
| 2005-06 | 8 | 2 | 5 | 0 | 1 | | | | | | |
| 2006-07 | 8 | 4 | 4 | 0 | 0 | | | | | | |
| 2007-08 | 8 | 5 | 1 | 0 | 2 | | | | | | |
| 2008-09 | 6 | 3 | 2 | 0 | 1 | DECADE | RECORD | PCT. | | | |
| 2009-10 | 6 | 4 | 2 | 0 | 0 | 1990s | 5-5-2 | .417 | | | |
| 2010-11 | 6 | 3 | 1 | 0 | 2 | 2000s | 29-20-2-6 | .509 | | | |
| 2011-12 | 6 | 2 | 4 | 0 | 0 | 2010s | 21-13-2 | .583 | | | |

HOME/AWAY SPLITS

| LIFETIME | GP | W | L | T | OTL | GF | GA | PTS |
|---------------|------------|-----------|-----------|----------|----------|------------|------------|------------|
| Home | 53 | 32 | 18 | 1 | 2 | 154 | 139 | 67 |
| Road | 52 | 23 | 20 | 3 | 6 | 148 | 156 | 55 |
| TOTALS | 105 | 55 | 38 | 4 | 8 | 302 | 295 | 122 |

THE LAST TIME THE BLACKHAWKS...

Last Win:March 4, 2017 (5-3 at Nashville)
 Last Home Win:Jan. 8, 2017 (5-2)
 Last Road Win:March 4, 2017 (5-3)
 Last Loss:Oct. 14, 2016 (3-2 at Nashville)
 Last Home Loss:Feb. 25, 2016 (3-1)
 Last Road Loss:Oct. 14, 2016 (3-2)
 Last Tie:March 1, 2004 (2-2 at Nashville)
 Last Shutout Win:April 6, 2013 (1-0 at Nashville)
 Last Shutout Loss:March 23, 2014 (2-0 in Chicago)

2016-17 REGULAR-SEASON SERIES RECAP

2016-17 Blackhawks record: 2-0-0 at United Center; 2-1-0 at Nashville

| DATE | TEAM | SCORING BY PERIOD | | | | | SHOTS BY PERIOD | | | | | PP | PIM | GWG | GOALIE (SAVES-SHOTS) | ATTN. |
|--------|------|-------------------|---|---|----|-----|-----------------|----|----|----|-----|-------------|-------|---|----------------------|--------|
| | | 1 | 2 | 3 | OT | F | 1 | 2 | 3 | OT | TOT | | | | | |
| 10/14 | CHI | 2 | 0 | 0 | - | 2 | 5 | 6 | 13 | - | 24 | 0-4 (0.0) | 9-24 | M. Fisher | Crawford (24-27) | 17,256 |
| | NSH | 2 | 1 | 0 | - | 3 | 11 | 10 | 6 | - | 27 | 3-6 (50.0) | 7-20 | | Rinne (22-24) | |
| 10/15 | NSH | 1 | 1 | 1 | - | 3 | 16 | 12 | 8 | - | 36 | 1-2 (50.0) | 3-6 | R. Panik | Mazanec (22-27) | 21,665 |
| | CHI | 3 | 0 | 2 | - | 5 | 8 | 8 | 11 | - | 27 | 2-3 (66.7) | 2-4 | | Darling (33-36) | |
| 12/29 | CHI | 1 | 0 | 2 | - | 3 | 6 | 10 | 7 | - | 23 | 2-5 (40.0) | 5-10 | P. Kane | Crawford (36-38) | 17,229 |
| | NSH | 1 | 0 | 1 | - | 2 | 16 | 9 | 13 | - | 38 | 1-4 (25.0) | 5-10 | | Rinne (20-25) | |
| 01/08 | NSH | 1 | 0 | 1 | - | 2 | 6 | 11 | 10 | - | 27 | 0-3 (0.0) | 1-2 | R. Hartman | Rinne (26-29) | 21,658 |
| | CHI | 2 | 0 | 3 | - | 5 | 7 | 16 | 8 | - | 31 | 0-1 (0.0) | 3-6 | | Crawford (25-27) | |
| 03/04 | CHI | 1 | 2 | 2 | - | 5 | 11 | 11 | 11 | - | 33 | 2-2 (100.0) | 2-7 | B. Campbell | Crawford (32-35) | 17,297 |
| | NSH | 0 | 2 | 1 | - | 3 | 17 | 8 | 10 | - | 35 | 0-1 (0.0) | 3-9 | | Saros (28-32) | |
| TOTALS | | SCORING BY PERIOD | | | | | SHOTS BY PERIOD | | | | | PP | PIM | GOALIE (SAVES-SHOTS) | | |
| | TEAM | 1 | 2 | 3 | OT | TOT | 1 | 2 | 3 | OT | TOT | PP | PIM | | | |
| | NSH | 5 | 4 | 4 | - | 13 | 66 | 50 | 47 | - | 163 | 5-16 (31.3) | 19-47 | Rinne (68-76), Mazanec (22-27), Saros (28-32) | | |
| | CHI | 9 | 2 | 9 | - | 20 | 37 | 51 | 50 | - | 138 | 6-15 (40.0) | 21-51 | Crawford (117-127), Darling (33-36) | | |

2016-17 REGULAR-SEASON STATISTICS

| BLACKHAWKS | | | | | | | PREDATORS | | | | | | | | |
|---------------------|----|-----|----|-----|-----|------|--------------------|---------------|----|-----|-----|-----|-----|------|---------|
| | GP | G | A | PTS | +/- | PIM | | GP | G | A | PTS | +/- | PIM | | |
| Patrick Kane | 5 | 3 | 6 | 9 | 3 | 2 | Ryan Johansen | 5 | 0 | 7 | 7 | -4 | 4 | | |
| Richard Panik | 5 | 3 | 4 | 7 | 3 | 0 | Mike Fisher | 5 | 2 | 3 | 5 | 0 | 2 | | |
| Duncan Keith | 5 | 0 | 6 | 6 | 4 | 2 | Viktor Arvidsson | 4 | 3 | 0 | 3 | 0 | 0 | | |
| Brent Seabrook | 5 | 1 | 4 | 5 | -2 | 2 | Mattias Ekholm | 5 | 1 | 2 | 3 | 2 | 2 | | |
| Ryan Hartman | 4 | 3 | 1 | 4 | 4 | 2 | Filip Forsberg | 5 | 1 | 2 | 3 | -4 | 0 | | |
| Niklas Hjalmarsson | 4 | 2 | 2 | 4 | 4 | 0 | P.K. Subban | 3 | 1 | 2 | 3 | -2 | 6 | | |
| Jonathan Toews | 5 | 2 | 1 | 3 | 3 | 9 | Roman Josi | 5 | 1 | 1 | 2 | -5 | 0 | | |
| Artemi Panarin | 5 | 1 | 2 | 3 | 0 | 2 | Craig Smith | 5 | 1 | 0 | 1 | -2 | 4 | | |
| Artem Anisimov | 5 | 1 | 1 | 2 | 0 | 6 | Calle Jankrok | 5 | 1 | 0 | 1 | -3 | 0 | | |
| Brian Campbell | 4 | 1 | 1 | 2 | 3 | 2 | Colin Wilson | 4 | 1 | 0 | 1 | 1 | 2 | | |
| Marian Hossa | 4 | 0 | 2 | 2 | 1 | 0 | Austin Watson | 3 | 1 | 0 | 1 | 0 | 0 | | |
| Jordin Tootoo | 5 | 1 | 0 | 1 | 0 | 12 | James Neal | 4 | 0 | 1 | 1 | -1 | 5 | | |
| Marcus Kruger | 4 | 1 | 0 | 1 | 1 | 0 | Mike Ribeiro | 4 | 0 | 1 | 1 | -3 | 4 | | |
| Nick Schmaltz | 2 | 1 | 0 | 1 | 0 | 2 | Kevin Fiala | 5 | 0 | 0 | 0 | -4 | 2 | | |
| Tanner Kero | 3 | 0 | 1 | 1 | 2 | 0 | Yannick Weber | 4 | 0 | 0 | 0 | -2 | 0 | | |
| Tyler Motte | 3 | 0 | 1 | 1 | 1 | 0 | Ryan Ellis | 4 | 0 | 0 | 0 | -3 | 0 | | |
| Michal Kempny | 5 | 0 | 0 | 0 | 0 | 2 | Colton Sissons | 3 | 0 | 0 | 0 | 1 | 0 | | |
| Vinnie Hinostroza | 4 | 0 | 0 | 0 | 0 | 0 | Matt Irwin | 3 | 0 | 0 | 0 | 2 | 0 | | |
| Trevor van Riemsdyk | 3 | 0 | 0 | 0 | 3 | 2 | Anthony Bitetto | 3 | 0 | 0 | 0 | -3 | 7 | | |
| Dennis Rasmussen | 3 | 0 | 0 | 0 | -1 | 2 | Mikika Salomaki | 2 | 0 | 0 | 0 | -1 | 0 | | |
| Gustav Forsling | 2 | 0 | 0 | 0 | 0 | 0 | Matt Carle | 2 | 0 | 0 | 0 | -1 | 0 | | |
| Andrew Desjardins | 2 | 0 | 0 | 0 | 0 | 0 | Frederick Gaudreau | 1 | 0 | 0 | 0 | 1 | 0 | | |
| Michal Rozsival | 2 | 0 | 0 | 0 | 0 | 2 | Harry Zolnierczyk | 1 | 0 | 0 | 0 | 0 | 0 | | |
| Tomas Jurco | 1 | 0 | 0 | 0 | 1 | 0 | Reid Boucher | 1 | 0 | 0 | 0 | 0 | 0 | | |
| | | | | | | | Vladislav Kamenev | 1 | 0 | 0 | 0 | 0 | 0 | | |
| | | | | | | | Petter Granberg | 1 | 0 | 0 | 0 | 0 | 2 | | |
| | | | | | | | Cody McLeod | 1 | 0 | 0 | 0 | -1 | 5 | | |
| | | | | | | | Vernon Fiddler | 1 | 0 | 0 | 0 | -1 | 2 | | |
| GOALTENDER | | | | | | | GOALTENDER | | | | | | | | |
| | GP | MIN | GA | SA | SV | AVG | W-L-OTL | | GP | MIN | GA | SA | SV | AVG | W-L-OTL |
| Corey Crawford | 4 | 238 | 10 | 127 | 117 | 2.52 | 3-1-0 | Pekka Rinne | 3 | 177 | 8 | 76 | 68 | 2.70 | 1-2-0 |
| Scott Darling | 1 | 60 | 3 | 36 | 33 | 3.00 | 1-0-0 | Marek Mazanec | 1 | 58 | 5 | 27 | 22 | 5.13 | 0-1-0 |
| | | | | | | | | Juuse Saros | 1 | 60 | 4 | 32 | 28 | 4.02 | 0-1-0 |



JOHN HYNES



ANDY GREENE



CLUB INFORMATION

Founded: 1974-75 (Kansas City), 1976-77 (Colorado), 1982-83 (New Jersey)
 Home Arena: Prudential Center (16,514)
 Front Office Address: 25 Lafayette St., Newark, NJ 07102
 Phone: 973-757-6100
 Fax: 973-757-6399
 Website: nhl.com/devils
 Stanley Cups: 1995, 2000, '03
 Executive Vice President/General Manager: Ray Shero
 Head Coach: John Hynes
 Assistant Coaches: Ryane Clowe, Alain Nasreddine, Geoff Ward
 Goaltending Coach: Roland Melanson
 Vice President, Hockey Communications and Team Operations: Pete Albiert
 Director, Hockey Communications and Content: Sarah Baicker
 Manager, Hockey Communications and Team Operations: James Stoffi
 2016-17 record: 28-40-14 (70 points), 8th Metropolitan Division
 2017 playoffs: DNO

BROADCAST TEAMS

Television play-by-play: Steve Cangialosi
 Television color analyst: Ken Daneyko
 Radio play-by-play: Matt Loughlin
 Radio color analyst: TBD

2017-18 MEETINGS

Sunday, Nov. 12 in Chicago
 Saturday, Dec. 23 at New Jersey

ALL-TIME FRANCHISE RECORDS INCLUDES TOTALS FROM KANSAS CITY SCOUTS (1974-76) AND COLORADO ROCKIES (1976-82)

SEASON-BY-SEASON RECORD (SINCE 1975)

| | GP | W | L | T | OTL | | GP | W | L | T | OTL |
|-----------|----|--------------|---|---|-----|---------------|---------------|-----------------|-----------|-----------|----------|
| 1975-76 | 6 | 5 | 0 | 1 | - | 2001-02 | 2 | 0 | 2 | 0 | 0 |
| 1976-77 | 6 | 2 | 2 | 2 | - | 2002-03 | 1 | 0 | 1 | 0 | 0 |
| 1977-78 | 6 | 1 | 1 | 4 | - | 2003-04 | 2 | 0 | 1 | 1 | 0 |
| 1978-79 | 8 | 5 | 2 | 1 | - | 2004-05 | - | SEASON CANCELED | - | - | - |
| 1979-80 | 4 | 3 | 0 | 1 | - | 2005-06 | 1 | 0 | 0 | 0 | 1 |
| 1980-81 | 4 | 2 | 2 | 0 | - | 2006-07 | 1 | 0 | 0 | 0 | 1 |
| 1981-82 | 3 | 1 | 2 | 0 | - | 2007-08 | - | DID NOT PLAY | - | - | - |
| 1982-83 | 3 | 3 | 0 | 0 | - | 2008-09 | 2 | 1 | 1 | 0 | 0 |
| 1983-84 | 3 | 1 | 2 | 0 | - | 2009-10 | 2 | 2 | 0 | 0 | 0 |
| 1984-85 | 3 | 3 | 0 | 0 | - | 2010-11 | 1 | 0 | 1 | 0 | 0 |
| 1985-86 | 3 | 1 | 2 | 0 | - | 2011-12 | 1 | 0 | 0 | 0 | 1 |
| 1986-87 | 3 | 2 | 1 | 0 | - | 2012-13 | - | DID NOT PLAY | - | - | - |
| 1987-88 | 3 | 0 | 3 | 0 | - | 2013-14 | 2 | 2 | 0 | 0 | 0 |
| 1988-89 | 3 | 1 | 2 | 0 | - | 2014-15 | 2 | 2 | 0 | 0 | 0 |
| 1989-90 | 3 | 1 | 2 | 0 | - | 2015-16 | 2 | 0 | 2 | 0 | 0 |
| 1990-91 | 3 | 1 | 0 | 2 | - | 2016-17 | 2 | 2 | 0 | 0 | 0 |
| 1991-92 | 3 | 0 | 1 | 2 | - | TOTALS | 109 | 49 | 36 | 21 | 3 |
| 1992-93 | 2 | 0 | 1 | 1 | - | | | | | | |
| 1993-94 | 2 | 0 | 0 | 2 | - | | | | | | |
| 1994-95 | - | DID NOT PLAY | - | - | - | | | | | | |
| 1995-96 | 2 | 2 | 0 | 0 | - | DECADE | RECORD | PCT. | | | |
| 1996-97 | 2 | 0 | 1 | 1 | - | 1970s | 20-6-10 | .556 | | | |
| 1997-98 | 2 | 1 | 0 | 1 | - | 1980s | 15-16-0 | .484 | | | |
| 1998-99 | 2 | 1 | 0 | 1 | - | 1990s | 5-5-10 | .250 | | | |
| 1999-2000 | 2 | 0 | 2 | 0 | 0 | 2000s | 3-6-1-2 | .250 | | | |
| 2000-01 | 1 | 0 | 1 | 0 | 0 | 2010s | 6-3-1 | .600 | | | |

HOME/AWAY SPLITS

| LIFETIME | GP | W | L | T | OTL | GF | GA | PTS |
|---------------|------------|-----------|-----------|-----------|----------|------------|------------|------------|
| Home | 54 | 29 | 14 | 10 | 1 | 203 | 148 | 69 |
| Road | 55 | 20 | 22 | 11 | 2 | 157 | 164 | 53 |
| TOTALS | 109 | 49 | 36 | 21 | 3 | 360 | 312 | 122 |

THE LAST TIME THE BLACKHAWKS...

Last Win: Dec. 1, 2016 (4-3 OT in Chicago)
 Last Home Win: Dec. 1, 2016 (4-3 OT)
 Last Road Win: Oct. 28, 2016 (3-2 OT)
 Last Loss: Nov. 12, 2015 (3-2 in Chicago)
 Last Home Loss: Nov. 12, 2015 (3-2)
 Last Road Loss: Nov. 6, 2015 (4-2)
 Last Tie: Dec. 21, 2003 (2-2 in Chicago)
 Last Shutout Win: Dec. 31, 1995 (5-0 in Chicago)
 Last Shutout Loss: Dec. 9, 1999 (4-0 in Chicago)

2016-17 REGULAR-SEASON SERIES RECAP

2016-17 Blackhawks record: 1-0-0 at United Center; 1-0-0 at New Jersey

| DATE | TEAM | SCORING BY PERIOD | | | | | SHOTS BY PERIOD | | | | | PP | PIM | GWG | GOALIE (SAVES-SHOTS) | ATTN. |
|--------|------|-------------------|---|---|----|-----|-----------------|----|----|----|-----|------------|------|------------------------------------|----------------------|--------|
| | | 1 | 2 | 3 | OT | F | 1 | 2 | 3 | OT | TOT | | | | | |
| 10/28 | CHI | 0 | 1 | 1 | 1 | 3 | 7 | 5 | 14 | 3 | 29 | 2-5 (40.0) | 4-8 | A. Anisimov (OT) | Crawford (30-32) | 13,882 |
| | NJD | 1 | 0 | 1 | 0 | 2 | 12 | 16 | 4 | 0 | 32 | 1-4 (25.0) | 4-10 | | Kinkaid (26-29) | |
| 12/01 | NJD | 1 | 1 | 1 | 0 | 3 | 13 | 8 | 12 | 0 | 33 | 1-2 (50.0) | 4-8 | M. Hossa (OT) | Schneider (29-33) | 21,351 |
| | CHI | 0 | 3 | 0 | 1 | 4 | 9 | 15 | 8 | 1 | 33 | 0-4 (0.0) | 2-4 | | Crawford (30-33) | |
| TOTALS | | | | | | | | | | | | | | | | |
| | TEAM | SCORING BY PERIOD | | | | | SHOTS BY PERIOD | | | | | PP | PIM | GOALIE (SAVES-SHOTS) | | |
| | | 1 | 2 | 3 | OT | TOT | 1 | 2 | 3 | OT | TOT | | | | | |
| | NJD | 2 | 1 | 2 | 0 | 5 | 25 | 24 | 16 | 0 | 65 | 2-6 (33.3) | 8-18 | Schneider (29-33), Kinkaid (26-29) | | |
| | CHI | 0 | 4 | 1 | 2 | 7 | 16 | 20 | 22 | 4 | 62 | 2-9 (22.2) | 6-12 | Crawford (60-65) | | |

2016-17 REGULAR-SEASON STATISTICS

| BLACKHAWKS | GP | G | A | PTS | +/- | PIM | DEVILS | GP | G | A | PTS | +/- | PIM | | |
|--------------------|----|-----|----|-----|-----|------|---------------------|-----------------|----|-----|-----|-----|-----|------|---------|
| Duncan Keith | 2 | 0 | 3 | 3 | 1 | 0 | Travis Zajac | 2 | 3 | 0 | 3 | 1 | 0 | | |
| Brent Seabrook | 2 | 0 | 3 | 3 | 1 | 0 | Kyle Palmieri | 2 | 0 | 3 | 3 | 2 | 0 | | |
| Artem Anisimov | 2 | 2 | 0 | 2 | 0 | 2 | John Moore | 2 | 1 | 0 | 1 | -2 | 0 | | |
| Marian Hossa | 2 | 2 | 0 | 2 | -1 | 0 | P.A. Parenteau | 2 | 1 | 0 | 1 | -2 | 0 | | |
| Artemi Panarin | 2 | 1 | 1 | 2 | 1 | 0 | Michael Cammalleri | 2 | 0 | 1 | 1 | 1 | 0 | | |
| Patrick Kane | 2 | 0 | 2 | 2 | 1 | 2 | Devante Smith-Pelly | 2 | 0 | 1 | 1 | 0 | 0 | | |
| Marcus Kruger | 2 | 1 | 0 | 1 | 2 | 2 | Yohann Auivut | 2 | 0 | 1 | 1 | 0 | 0 | | |
| Niklas Hjalmarsson | 2 | 1 | 0 | 1 | -1 | 0 | Damon Severson | 2 | 0 | 1 | 1 | 0 | 2 | | |
| Dennis Rasmussen | 2 | 0 | 1 | 1 | 2 | 0 | Taylor Hall | 2 | 0 | 1 | 1 | -2 | 0 | | |
| Richard Panik | 2 | 0 | 1 | 1 | 0 | 0 | Ben Lovejoy | 2 | 0 | 0 | 0 | 1 | 2 | | |
| Jonathan Toews | 1 | 0 | 1 | 1 | 0 | 0 | Andy Greene | 2 | 0 | 0 | 0 | 0 | 0 | | |
| Tyler Motte | 2 | 0 | 0 | 0 | 1 | 0 | Nick Lappin | 2 | 0 | 0 | 0 | 0 | 2 | | |
| Michal Rozsival | 2 | 0 | 0 | 0 | 1 | 0 | Vernon Fiddler | 2 | 0 | 0 | 0 | 0 | 4 | | |
| Nick Schmaltz | 2 | 0 | 0 | 0 | 0 | 0 | Kyle Quincey | 2 | 0 | 0 | 0 | -1 | 2 | | |
| Brian Campbell | 2 | 0 | 0 | 0 | 0 | 0 | Pavel Zacha | 2 | 0 | 0 | 0 | -1 | 2 | | |
| Michal Kempny | 2 | 0 | 0 | 0 | 0 | 4 | Adam Henrique | 2 | 0 | 0 | 0 | -3 | 0 | | |
| Ryan Hartman | 2 | 0 | 0 | 0 | -1 | 0 | Sergey Kalinin | 1 | 0 | 0 | 0 | 0 | 0 | | |
| Andrew Desjardins | 1 | 0 | 0 | 0 | 0 | 0 | Beau Bennett | 1 | 0 | 0 | 0 | 0 | 0 | | |
| Jordin Tootoo | 1 | 0 | 0 | 0 | 0 | 2 | Miles Wood | 1 | 0 | 0 | 0 | 0 | 2 | | |
| Vinnie Hinostroza | 1 | 0 | 0 | 0 | -1 | 0 | John Quenneville | 1 | 0 | 0 | 0 | 0 | 2 | | |
| GOALTENDER | | | | | | | GOALTENDER | | | | | | | | |
| Corey Crawford | GP | MIN | GA | SA | SV | AVG | W-L-OTL | Cory Schneider | GP | MIN | GA | SA | SV | AVG | W-L-OTL |
| | 2 | 121 | 5 | 65 | 60 | 2.48 | 2-0-0 | Keith Kinkaid | 1 | 62 | 4 | 33 | 29 | 3.90 | 0-0-1 |
| | | | | | | | | Corey Schneider | 1 | 61 | 3 | 29 | 26 | 2.95 | 0-0-1 |

LEADERSHIP

PLAYERS

2016-17

OPPONENTS

TRADITION

RECORDS

PLAYOFFS

HISTORY

MINORS

NHL

MEDIA



DOUG WEIGHT



JOHN TAVARES



CLUB INFORMATION

Founded: 1972-73
 Home Arena: Barclays Center (15,795)
 Front Office Address: 200 Merrick Ave., East Meadow, NY 11554
 Phone: 516-501-6700
 Fax: 516-501-6746
 Website: islanders.nhl.com
 Stanley Cups: 1980, '81, '82, '83
 President/General Manager: Garth Snow
 Assistant General Manager/Head Coach: Doug Weight
 Associate Coach: Greg Cronin
 Assistant Coaches: Matt Bertani, Kelly Buchberger, Scott Gomez, Luke Richardson
 Goaltending Coach: Fred Brathwaite
 Director, Communications: Kimber Auerbach
 Manager, Communications: Jesse Eisenberg
 Coordinator, Communications: Kelly Keogh
 2016-17 record: 41-29-12 (94 points), 5th Metropolitan Division
 2017 playoffs: DNO

BROADCAST TEAMS

Television play-by-play: Brendan Burke
 Television color analyst: Butch Goring
 Radio play-by-play: Chris King
 Radio color analyst: Greg Picker

2017-18 MEETINGS

Saturday, Jan. 20 in Chicago
 Saturday, March 24 at New York

ALL-TIME FRANCHISE RECORDS

SEASON-BY-SEASON RECORD (SINCE 1975)

| | GP | W | L | T | OTL | | GP | W | L | T | OTL |
|-----------|----|--------------|---|---|-----|-------------------------|---------------|-----------------|-----------|-----------|----------|
| 1975-76 | 5 | 1 | 3 | 1 | - | 2001-02 | 1 | 1 | 0 | 0 | 0 |
| 1976-77 | 5 | 1 | 3 | 1 | - | 2002-03 | 2 | 1 | 1 | 0 | 0 |
| 1977-78 | 5 | 1 | 2 | 2 | - | 2003-04 | 1 | 0 | 1 | 0 | 0 |
| 1978-79 | 5 | 2 | 3 | 0 | - | 2004-05 | - | SEASON CANCELED | - | - | - |
| 1979-80 | 4 | 1 | 2 | 1 | - | 2005-06 | 1 | 0 | 0 | 0 | 1 |
| 1980-81 | 4 | 0 | 4 | 0 | - | 2006-07 | 1 | 0 | 1 | 0 | 0 |
| 1981-82 | 3 | 0 | 3 | 0 | - | 2007-08 | - | DID NOT PLAY | - | - | - |
| 1982-83 | 3 | 1 | 1 | 1 | - | 2008-09 | 1 | 0 | 1 | 0 | 0 |
| 1983-84 | 3 | 0 | 3 | 0 | - | 2009-10 | 1 | 0 | 1 | 0 | 0 |
| 1984-85 | 3 | 0 | 3 | 0 | - | 2010-11 | 1 | 1 | 0 | 0 | 0 |
| 1985-86 | 3 | 2 | 0 | 1 | - | 2011-12 | 2 | 2 | 0 | 0 | 0 |
| 1986-87 | 3 | 2 | 1 | 0 | - | 2012-13 | - | DID NOT PLAY | - | - | - |
| 1987-88 | 3 | 1 | 0 | 2 | - | 2013-14 | 2 | 1 | 0 | 0 | 1 |
| 1988-89 | 3 | 3 | 0 | 0 | - | 2014-15 | 2 | 1 | 1 | 0 | 0 |
| 1989-90 | 3 | 2 | 1 | 0 | - | 2015-16 | 2 | 2 | 0 | 0 | 0 |
| 1990-91 | 3 | 2 | 1 | 0 | - | 2016-17 | 2 | 2 | 0 | 0 | 0 |
| 1991-92 | 3 | 2 | 0 | 1 | - | TOTALS | 110 | 49 | 39 | 20 | 2 |
| 1992-93 | 2 | 2 | 0 | 0 | - | | | | | | |
| 1993-94 | 2 | 1 | 0 | 1 | - | | | | | | |
| 1994-95 | - | DID NOT PLAY | - | - | - | | | | | | |
| 1995-96 | 2 | 1 | 0 | 1 | - | RECORD BY DECADE | RECORD | PCT. | | | |
| 1996-97 | 2 | 1 | 1 | 0 | - | 1970s | 13-15-11 | .333 | | | |
| 1997-98 | 2 | 2 | 0 | 0 | - | 1980s | 11-16-4 | .355 | | | |
| 1998-99 | 2 | 1 | 0 | 1 | - | 1990s | 13-2-5 | .650 | | | |
| 1999-2000 | 2 | 1 | 0 | 1 | 0 | 2000s | 3-5-0-1 | .333 | | | |
| 2000-01 | 1 | 1 | 0 | 0 | 0 | 2010s | 7-1-1 | .778 | | | |

HOME/AWAY SPLITS

| LIFETIME | GP | W | L | T | OTL | GF | GA | PTS |
|---------------|------------|-----------|-----------|-----------|----------|------------|------------|------------|
| Home | 56 | 32 | 18 | 5 | 1 | 186 | 177 | 70 |
| Road | 54 | 17 | 21 | 15 | 1 | 163 | 187 | 50 |
| TOTALS | 110 | 49 | 39 | 20 | 2 | 349 | 364 | 120 |

THE LAST TIME THE BLACKHAWKS...

Last Win: March 3, 2017 (2-1 SO in Chicago)
 Last Home Win: March 3, 2017 (2-1 SO)
 Last Road Win: Dec. 15, 2016 (5-4)
 Last Loss: Dec. 13, 2014 (3-2 at New York)
 Last Home Loss: March 15, 2009 (4-2)
 Last Road Loss: Dec. 13, 2014 (3-2)
 Last Tie: April 1, 2000 (2-2 at New York)
 Last Shutout Win: Jan. 9, 2011 (5-0 in Chicago)
 Last Shutout Loss: Nov. 30, 1989 (3-0 in Chicago)

2016-17 REGULAR-SEASON SERIES RECAP

2016-17 Blackhawks record: 1-0-0 at United Center; 1-0-0 at New York

| DATE | TEAM | SCORING BY PERIOD | | | | | SHOTS BY PERIOD | | | | | PP | PIM | GWG | GOALIE (SAVES-SHOTS) | ATTN. |
|--------|------|-------------------|---|---|----|-----|-----------------|----|----|----|-----|-------------|------|---------------|-----------------------------------|--------|
| | | 1 | 2 | 3 | OT | F | 1 | 2 | 3 | OT | TOT | | | | | |
| 12/15 | CHI | 3 | 1 | 1 | - | 5 | 13 | 7 | 12 | - | 32 | 3-3 (100.0) | 2-4 | R. Panik | Darling (28-32) | 12,504 |
| | NYI | 3 | 1 | 0 | - | 4 | 11 | 14 | 7 | - | 32 | 0-2 (0.0) | 3-6 | | Greiss (27-32) | |
| 03/03 | NYI | 0 | 1 | 0 | 0 | 1 | 7 | 12 | 8 | 5 | 32 | 0-3 (0.0) | 2-4 | | Greiss (30-31) | 21,883 |
| | CHI | 0 | 0 | 1 | 0 | 2 | 6 | 7 | 15 | 3 | 31 | 0-2 (0.0) | 3-6 | J. Toews (S0) | Crawford (31-32) | |
| TOTALS | | SCORING BY PERIOD | | | | | SHOTS BY PERIOD | | | | | | | | GOALIE (SAVES-SHOTS) | |
| | TEAM | 1 | 2 | 3 | OT | TOT | 1 | 2 | 3 | OT | TOT | PP | PIM | | | |
| | NYI | 3 | 2 | 0 | 0 | 5 | 18 | 26 | 15 | 5 | 64 | 0-5 (0.0) | 5-10 | | Greiss (57-63) | |
| | CHI | 3 | 1 | 2 | 0 | 6 | 19 | 14 | 27 | 3 | 63 | 3-5 (60.0) | 5-10 | | Crawford (31-32), Darling (28-32) | |

2016-17 REGULAR-SEASON STATISTICS

| BLACKHAWKS | | | | | | | ISLANDERS | | | | | | | | |
|---------------------|-----|----|-----|-----|-----|---------|---------------------|---------------|----|-----|-----|-----|---------|------|-------|
| GP | G | A | PTS | +/- | PIM | | GP | G | A | PTS | +/- | PIM | | | |
| Artemi Panarin | 2 | 3 | 1 | 4 | 0 | 0 | Brock Nelson | 2 | 1 | 1 | 2 | 2 | 0 | | |
| Duncan Keith | 2 | 0 | 3 | 3 | 1 | 0 | Travis Hamonic | 2 | 0 | 2 | 2 | 3 | 0 | | |
| Brent Seabrook | 2 | 0 | 3 | 3 | -3 | 0 | Jason Chimera | 2 | 0 | 2 | 2 | 2 | 0 | | |
| Richard Panik | 2 | 1 | 0 | 1 | 0 | 0 | Ryan Strome | 2 | 1 | 0 | 1 | 1 | 0 | | |
| Marian Hossa | 2 | 1 | 0 | 1 | -1 | 0 | Andrew Ladd | 2 | 1 | 0 | 1 | 1 | 0 | | |
| Artem Anisimov | 1 | 1 | 0 | 1 | -1 | 0 | Anders Lee | 2 | 1 | 0 | 1 | 1 | 2 | | |
| Jonathan Toews | 2 | 0 | 1 | 1 | 1 | 2 | Casey Cizikas | 1 | 1 | 0 | 1 | 1 | 2 | | |
| Ryan Hartman | 2 | 0 | 1 | 1 | 0 | 2 | Johnny Boychuk | 2 | 0 | 1 | 1 | 1 | 0 | | |
| Marcus Kruger | 2 | 0 | 1 | 1 | -1 | 0 | Nikolay Kulemin | 2 | 0 | 1 | 1 | 0 | 2 | | |
| Patrick Kane | 2 | 0 | 1 | 1 | -1 | 2 | John Tavares | 2 | 0 | 1 | 1 | -1 | 0 | | |
| Dennis Rasmussen | 2 | 0 | 1 | 1 | -1 | 2 | Alan Quine | 1 | 0 | 1 | 1 | 1 | 0 | | |
| Trevor van Riemsdyk | 2 | 0 | 0 | 0 | 0 | 0 | Nick Leddy | 2 | 0 | 0 | 0 | 1 | 0 | | |
| Jordin Tootoo | 2 | 0 | 0 | 0 | 0 | 0 | Shane Prince | 2 | 0 | 0 | 0 | 0 | 0 | | |
| Andrew Desjardins | 2 | 0 | 0 | 0 | 0 | 0 | Calvin de Haan | 2 | 0 | 0 | 0 | -1 | 0 | | |
| Brian Campbell | 2 | 0 | 0 | 0 | 0 | 0 | Cal Clutterbuck | 2 | 0 | 0 | 0 | -1 | 0 | | |
| Michal Kempny | 2 | 0 | 0 | 0 | -3 | 0 | Josh Bailey | 2 | 0 | 0 | 0 | -1 | 2 | | |
| Niklas Hjalmarsson | 1 | 0 | 0 | 0 | 1 | 0 | Dennis Seidenberg | 2 | 0 | 0 | 0 | -2 | 2 | | |
| Tanner Kero | 1 | 0 | 0 | 0 | 0 | 0 | Thomas Hickey | 1 | 0 | 0 | 0 | 2 | 0 | | |
| Vinnie Hinostroza | 1 | 0 | 0 | 0 | 0 | 0 | Adam Pelech | 1 | 0 | 0 | 0 | 0 | 0 | | |
| Michal Rozsival | 1 | 0 | 0 | 0 | 0 | 0 | Josh Ho-Sang | 1 | 0 | 0 | 0 | 0 | 0 | | |
| Tomas Jurco | 1 | 0 | 0 | 0 | -1 | 2 | Anthony Beauvillier | 1 | 0 | 0 | 0 | 0 | 0 | | |
| GOALTENDER | | | | | | | GOALTENDER | | | | | | | | |
| GP | MIN | GA | SA | SV | AVG | W-L-OTL | GP | MIN | GA | SA | SV | AVG | W-L-OTL | | |
| Corey Crawford | 1 | 64 | 1 | 32 | 31 | 0.94 | 1-0-0 | Thomas Greiss | 2 | 124 | 6 | 63 | 57 | 2.90 | 0-1-1 |
| Scott Darling | 1 | 60 | 4 | 32 | 28 | 4.00 | 1-0-0 | | | | | | | | |

LEADERSHIP

PLAYERS

2016-17

OPPONENTS

TRADITION

RECORDS

PLAYOFFS

HISTORY

MINORS

NHL

MEDIA



ALAIN VIGNEAULT



RYAN MCDONAGH



CLUB INFORMATION

Founded:1926-27
 Home Arena:Madison Square Garden (18,006)
 Front Office Address:2 Pennsylvania Plaza, New York, NY 10121
 Phone:212-465-6000
 Fax:212-465-6494
 Website:nhi.com/rangers
 Stanley Cups:1928, '33, '40, '94
 General Manager:Jeff Gorton
 Head Coach:Alain Vigneault
 Associate Coach:Scott Arniel
 Assistant Coaches:Jeff Beukeboom, Lindy Ruff, Darryl Williams
 Assistant/Goaltending Coach:Benoit Allaire
 Senior VP, Public Relations and Player Recruitment:John Rosasco
 Director, Public Relations:Ryan Nissan
 Manager, Public Relations:Lindsay Hayes
 Coordinator, Public Relations:Michael Rappaport
 2016-17 record:48-28-6 (102 points), 4th Metropolitan Division
 2017 playoffs:Eastern Conference Second Round (def. by Ottawa 4-2)

BROADCAST TEAMS

Television play-by-play:Sam Rosen
 Television color analyst:Joe Micheletti, John Giannone
 Radio play-by-play:Kenny Albert
 Radio color analyst:Dave Maloney

2017-18 MEETINGS

Wednesday, Nov. 15in Chicago
 Wednesday, Jan. 3at New York

ALL-TIME FRANCHISE RECORDS

SEASON-BY-SEASON RECORD (SINCE 1975)

| | GP | W | L | T | OTL | | GP | W | L | T | OTL |
|-----------|----|--------------|---|---|-----|---------------|---------------|-----------------|------------|-----------|----------|
| 1975-76 | 5 | 0 | 2 | 3 | - | 2004-05 | - | SEASON CANCELED | - | | |
| 1976-77 | 5 | 2 | 2 | 1 | - | 2005-06 | 1 | 1 | 0 | 0 | 0 |
| 1977-78 | 5 | 1 | 3 | 1 | - | 2006-07 | 1 | 0 | 1 | 0 | 0 |
| 1978-79 | 4 | 0 | 4 | 0 | - | 2007-08 | - | DID NOT PLAY | - | | |
| 1979-80 | 4 | 2 | 1 | 1 | - | 2008-09 | 2 | 0 | 1 | 0 | 1 |
| 1980-81 | 4 | 1 | 2 | 1 | - | 2009-10 | 1 | 1 | 0 | 0 | 0 |
| 1981-82 | 3 | 0 | 3 | 0 | - | 2010-11 | 1 | 0 | 1 | 0 | 0 |
| 1982-83 | 3 | 3 | 0 | 0 | - | 2011-12 | 2 | 2 | 0 | 0 | 0 |
| 1983-84 | 3 | 1 | 2 | 0 | - | 2012-13 | - | DID NOT PLAY | - | | |
| 1984-85 | 3 | 3 | 0 | 0 | - | 2013-14 | 2 | 0 | 2 | 0 | 0 |
| 1985-86 | 3 | 3 | 0 | 0 | - | 2014-15 | 2 | 1 | 0 | 0 | 1 |
| 1986-87 | 3 | 1 | 1 | 1 | - | 2015-16 | 2 | 1 | 1 | 0 | 0 |
| 1987-88 | 3 | 0 | 2 | 1 | - | 2016-17 | 2 | 1 | 0 | 0 | 1 |
| 1988-89 | 3 | 0 | 2 | 1 | - | TOTALS | 587 | 248 | 238 | 98 | 3 |
| 1989-90 | 3 | 0 | 1 | 2 | - | | | | | | |
| 1990-91 | 3 | 3 | 0 | 0 | - | | | | | | |
| 1991-92 | 3 | 0 | 3 | 0 | - | | | | | | |
| 1992-93 | 2 | 1 | 1 | 0 | - | | | | | | |
| 1993-94 | 2 | 1 | 1 | 0 | - | DECADE | RECORD | PCT. | | | |
| 1994-95 | - | DID NOT PLAY | - | | | 1920s | 5-15-4 | .208 | | | |
| 1995-96 | 2 | 1 | 0 | 1 | - | 1930s | 31-29-12 | .431 | | | |
| 1996-97 | 2 | 2 | 0 | 0 | - | 1940s | 45-45-16 | .425 | | | |
| 1997-98 | 2 | 1 | 1 | 0 | - | 1950s | 51-63-26 | .364 | | | |
| 1998-99 | 2 | 2 | 0 | 0 | - | 1960s | 69-35-20 | .556 | | | |
| 1999-2000 | 1 | 0 | 1 | 0 | 0 | 1970s | 15-23-12 | .300 | | | |
| 2000-01 | 2 | 0 | 2 | 0 | 0 | 1980s | 12-13-6 | .387 | | | |
| 2001-02 | 1 | 1 | 0 | 0 | 0 | 1990s | 11-7-1 | .579 | | | |
| 2002-03 | 1 | 1 | 0 | 0 | 0 | 2000s | 4-4-1-1 | .400 | | | |
| 2003-04 | 1 | 0 | 0 | 1 | 0 | 2010s | 5-4-2 | .455 | | | |

HOME/AWAY SPLITS

| LIFETIME | GP | W | L | T | OTL | GF | GA | PTS |
|---------------|------------|------------|------------|-----------|----------|--------------|--------------|------------|
| Home | 294 | 132 | 116 | 43 | 3 | 884 | 808 | 310 |
| Road | 293 | 116 | 122 | 55 | 0 | 825 | 858 | 287 |
| TOTALS | 587 | 248 | 238 | 98 | 3 | 1,709 | 1,666 | 597 |

THE LAST TIME THE BLACKHAWKS...

Last Win:Dec. 13, 2016 (2-1 at New York)
 Last Home Win:March 9, 2012 (4-3)
 Last Road Win:Dec. 15, 2016 (2-1)
 Last Loss:Dec. 9, 2016 (1-0 OT in Chicago)
 Last Home Loss:Dec. 9, 2016 (1-0 OT)
 Last Road Loss:Feb. 27, 2014 (2-1)
 Last Tie:Nov. 16, 2003 (2-2 in Chicago)
 Last Shutout Win:March 18, 2015 (1-0 at New York)
 Last Shutout Loss:Dec. 9, 2016 (1-0 OT in Chicago)

RECORD BY DECADE

| DECADE | RECORD | PCT. |
|--------|----------|------|
| 1920s | 5-15-4 | .208 |
| 1930s | 31-29-12 | .431 |
| 1940s | 45-45-16 | .425 |
| 1950s | 51-63-26 | .364 |
| 1960s | 69-35-20 | .556 |
| 1970s | 15-23-12 | .300 |
| 1980s | 12-13-6 | .387 |
| 1990s | 11-7-1 | .579 |
| 2000s | 4-4-1-1 | .400 |
| 2010s | 5-4-2 | .455 |

2016-17 REGULAR-SEASON SERIES RECAP

2016-17 Blackhawks record: 0-0-1 at United Center; 1-0-0 at New York

| DATE | TEAM | SCORING BY PERIOD | | | | | SHOTS BY PERIOD | | | | | PP | PIM | GWG | GOALIE (SAVES-SHOTS) | ATTN. |
|--------|------|-------------------|---|---|----|-----|-----------------|----|----|----|-----|-----------|-----|----------------------|----------------------|--------|
| | | 1 | 2 | 3 | OT | F | 1 | 2 | 3 | OT | TOT | | | | | |
| 12/09 | NYR | 0 | 0 | 0 | 1 | 1 | 12 | 11 | 13 | 1 | 37 | 0-2 (0.0) | 1-2 | N. Holden (OT) | Raanta (26-26) | 21,770 |
| | CHI | 0 | 0 | 0 | 0 | 0 | 9 | 10 | 7 | 0 | 26 | 0-1 (0.0) | 2-4 | | Darling (36-37) | |
| 12/13 | CHI | 0 | 2 | 0 | - | 2 | 11 | 7 | 8 | - | 26 | 0-1 (0.0) | 1-2 | A. Anisimov | Darling (33-34) | |
| | NYR | 0 | 1 | 0 | - | 1 | 7 | 16 | 11 | - | 34 | 0-0 (0.0) | 2-4 | | Raanta (24-26) | 18,006 |
| TOTALS | | SCORING BY PERIOD | | | | | SHOTS BY PERIOD | | | | | PP | PIM | GOALIE (SAVES-SHOTS) | | |
| TEAM | | 1 | 2 | 3 | OT | TOT | 1 | 2 | 3 | OT | TOT | | | Raanta (50-52) | | |
| NYR | | 0 | 1 | 0 | 1 | 2 | 19 | 27 | 24 | 1 | 71 | 0-2 (0.0) | 3-6 | Darling (69-71) | | |
| CHI | | 0 | 2 | 0 | 0 | 2 | 20 | 17 | 15 | 0 | 52 | 0-2 (0.0) | 3-6 | | | |

2016-17 REGULAR-SEASON STATISTICS

| BLACKHAWKS | | | | | | | RANGERS | | | | | | | | |
|---------------------|-----|-----|-----|-----|-----|---------|------------------|--------------|----|-----|-----|-----|---------|------|-------|
| GP | G | A | PTS | +/- | PIM | | GP | G | A | PTS | +/- | PIM | | | |
| Artem Anisimov | 2 | 1 | 1 | 2 | 1 | 0 | Nick Holden | 2 | 1 | 0 | 1 | 1 | 0 | | |
| Artemi Panarin | 2 | 0 | 2 | 2 | 0 | 0 | Jesper Fast | 2 | 1 | 0 | 1 | 1 | 0 | | |
| Trevor van Riemsdyk | 2 | 1 | 0 | 1 | 1 | 0 | Derek Stepan | 2 | 0 | 1 | 1 | 1 | 0 | | |
| Brian Campbell | 2 | 0 | 1 | 1 | 0 | 0 | Oscar Lindberg | 2 | 0 | 1 | 1 | 1 | 0 | | |
| Gustav Forsling | 2 | 0 | 0 | 0 | 1 | 0 | Ryan McDonagh | 1 | 0 | 1 | 1 | 0 | 0 | | |
| Marian Hossa | 2 | 0 | 0 | 0 | 0 | 0 | Marek Hrivik | 2 | 0 | 0 | 0 | 1 | 0 | | |
| Niklas Hjalmarsson | 2 | 0 | 0 | 0 | 0 | 0 | Chris Kreider | 2 | 0 | 0 | 0 | 1 | 2 | | |
| Ryan Hartman | 2 | 0 | 0 | 0 | 0 | 0 | Nicklas Jensen | 2 | 0 | 0 | 0 | 0 | 0 | | |
| Tyler Motte | 2 | 0 | 0 | 0 | 0 | 0 | Brandon Pirri | 2 | 0 | 0 | 0 | 0 | 0 | | |
| Vinnie Hinostroza | 2 | 0 | 0 | 0 | 0 | 0 | Mats Zuccarello | 2 | 0 | 0 | 0 | 0 | 0 | | |
| Dennis Rasmussen | 2 | 0 | 0 | 0 | 0 | 0 | Dan Girardi | 2 | 0 | 0 | 0 | 0 | 0 | | |
| Richard Panik | 2 | 0 | 0 | 0 | 0 | 0 | Brady Skjei | 2 | 0 | 0 | 0 | 0 | 2 | | |
| Andrew Desjardins | 2 | 0 | 0 | 0 | 0 | 0 | Jimmy Vesey | 2 | 0 | 0 | 0 | 0 | 2 | | |
| Marcus Kruger | 2 | 0 | 0 | 0 | 0 | 0 | Kevin Klein | 2 | 0 | 0 | 0 | -1 | 0 | | |
| Patrick Kane | 2 | 0 | 0 | 0 | 0 | 2 | Marc Staal | 2 | 0 | 0 | 0 | -1 | 0 | | |
| Duncan Keith | 2 | 0 | 0 | 0 | -1 | 0 | J.T. Miller | 2 | 0 | 0 | 0 | -2 | 0 | | |
| Jordin Tootoo | 1 | 0 | 0 | 0 | 0 | 0 | Kevin Hayes | 2 | 0 | 0 | 0 | -2 | 0 | | |
| Brent Seabrook | 1 | 0 | 0 | 0 | 0 | 0 | Michael Grabner | 2 | 0 | 0 | 0 | -2 | 0 | | |
| Jonathan Toews | 1 | 0 | 0 | 0 | 0 | 0 | Adam Clendenning | 1 | 0 | 0 | 0 | 0 | 0 | | |
| Michal Rozsival | 1 | 0 | 0 | 0 | 0 | 2 | | | | | | | | | |
| GOALTENDER | | | | | | | GOALTENDER | | | | | | | | |
| GP | MIN | GA | SA | SV | AVG | W-L-OTL | GP | MIN | GA | SA | SV | AVG | W-L-OTL | | |
| Scott Darling | 2 | 121 | 2 | 71 | 69 | 0.99 | 1-0-1 | Antti Raanta | 2 | 120 | 2 | 52 | 50 | 1.00 | 1-1-0 |

LEADERSHIP

PLAYERS

2016-17

OPPONENTS

TRADITION

RECORDS

PLAYOFFS

HISTORY


MINORS

NHL

MEDIA



GUY BOUCHER



ERIK KARLSSON



CLUB INFORMATION

Founded: 1992-93
 Home Arena: Canadian Tire Centre (18,567)
 Front Office Address: 1000 Palladium Drive, Ottawa, ON K2V 1A5
 Phone: 613-599-0100
 Fax: 613-559-5562
 Website: nhl.com/senators
 Stanley Cups: none
 General Manager: Pierre Dorion
 Head Coach: Guy Boucher
 Associate Coach: Marc Crawford
 Assistant Coaches: Rob Cookson, Martin Raymond
 Goaltending Coach: Pierre Groulx
 Senior Director, Communications: Brian Morris
 Manager, Communications: Chris Moore
 2016-17 record: 44-28-10 (98 points), 2nd Atlantic Division
 2017 playoffs: Eastern Conference Final (def. by Pittsburgh 4-3)

BROADCAST TEAMS

Television play-by-play/color analyst: TSN Regional
 Radio play-by-play: Dean Brown
 Radio color analyst: Gord Wilson

2017-18 MEETINGS

Tuesday, Jan. 9 at Ottawa
 Wednesday, Feb. 21 in Chicago

ALL-TIME FRANCHISE RECORDS

SEASON-BY-SEASON RECORD

| | GP | W | L | T | OTL | | GP | W | L | T | OTL |
|-----------|----|-----------------|---|---|-----|-------------------------|---------------|--------------|----------|----------|----------|
| 1992-93 | 2 | 2 | 0 | 0 | - | 2009-10 | 1 | 0 | 1 | 0 | 0 |
| 1993-94 | 2 | 1 | 0 | 1 | - | 2010-11 | 1 | 1 | 0 | 0 | 0 |
| 1994-95 | - | DID NOT PLAY | - | - | - | 2011-12 | 1 | 1 | 0 | 0 | 0 |
| 1995-96 | 2 | 1 | 1 | 0 | - | 2012-13 | - | DID NOT PLAY | - | - | - |
| 1996-97 | 2 | 1 | 1 | 0 | - | 2013-14 | 2 | 1 | 1 | 0 | 0 |
| 1997-98 | 2 | 2 | 0 | 0 | - | 2014-15 | 2 | 2 | 0 | 0 | 0 |
| 1998-99 | 2 | 0 | 1 | 1 | - | 2015-16 | 2 | 1 | 0 | 0 | 1 |
| 1999-2000 | 1 | 0 | 1 | 0 | 0 | 2016-17 | 2 | 1 | 1 | 0 | 0 |
| 2000-01 | 2 | 1 | 1 | 0 | 0 | TOTALS | 32 | 20 | 9 | 2 | 1 |
| 2001-02 | 1 | 1 | 0 | 0 | 0 | | | | | | |
| 2002-03 | 1 | 1 | 0 | 0 | 0 | | | | | | |
| 2003-04 | 1 | 0 | 1 | 0 | 0 | | | | | | |
| 2004-05 | - | SEASON CANCELED | - | - | - | | | | | | |
| 2005-06 | - | DID NOT PLAY | - | - | - | RECORD BY DECADE | RECORD | PCT. | | | |
| 2006-07 | 1 | 1 | 0 | 0 | 0 | 1990s | 7-4-2 | .538 | | | |
| 2007-08 | 1 | 1 | 0 | 0 | 0 | 2000s | 6-3-0-0 | .667 | | | |
| 2008-09 | 1 | 1 | 0 | 0 | 0 | 2010s | 7-2-1 | .700 | | | |

HOME/AWAY SPLITS

| | GP | W | L | T | OTL | GF | GA | PTS |
|-----------------|-----------|-----------|----------|----------|----------|-----------|-----------|-----------|
| LIFETIME | | | | | | | | |
| Home | 15 | 10 | 3 | 2 | 0 | 39 | 33 | 22 |
| Road | 17 | 10 | 6 | 0 | 1 | 49 | 53 | 21 |
| TOTALS | 32 | 20 | 9 | 2 | 1 | 88 | 86 | 43 |

THE LAST TIME THE BLACKHAWKS...

Last Win: March 16, 2017 (2-1 at Ottawa)
 Last Home Win: Jan. 3, 2016 (3-0)
 Last Road Win: March 16, 2017 (2-1)
 Last Loss: Dec. 20, 2016 (4-3 in Chicago)
 Last Home Loss: Dec. 20, 2016 (4-3)
 Last Road Loss: Dec. 3, 2015 (4-3 OT)
 Last Tie: Nov. 15, 1998 (2-2 in Chicago)
 Last Shutout Win: Jan. 3, 2016 (3-0 in Chicago)
 Last Shutout Loss: none

2016-17 REGULAR-SEASON SERIES RECAP

2016-17 Blackhawks record: 0-1-0 at United Center; 1-0-0 at Ottawa

| DATE | TEAM | SCORING BY PERIOD | | | | | SHOTS BY PERIOD | | | | | PP | PIM | GWG | GOALIE (SAVES-SHOTS) | ATTN. |
|--------|------|-------------------|---|---|----|-----|-----------------|----|----|----|-----|------------|-------|----------------------|----------------------|--------|
| | | 1 | 2 | 3 | OT | F | 1 | 2 | 3 | OT | TOT | | | | | |
| 12/20 | OTT | 1 | 3 | 0 | - | 4 | 15 | 11 | 4 | - | 30 | 1-5 (20.0) | 3-6 | D. Phaneuf | Condon (23-26) | 21,614 |
| | CHI | 1 | 1 | 1 | - | 3 | 9 | 6 | 11 | - | 26 | 1-3 (33.3) | 5-10 | | Darling (26-30) | |
| 03/16 | CHI | 0 | 0 | 2 | - | 2 | 13 | 9 | 6 | - | 28 | 1-4 (25.0) | 5-10 | R. Panik | Darling (33-34) | 18,638 |
| | OTT | 0 | 0 | 1 | - | 1 | 13 | 8 | 13 | - | 34 | 1-4 (25.0) | 5-10 | | Condon (26-28) | |
| TOTALS | | SCORING BY PERIOD | | | | | SHOTS BY PERIOD | | | | | PP | PIM | GOALIE (SAVES-SHOTS) | | |
| | TEAM | 1 | 2 | 3 | OT | TOT | 1 | 2 | 3 | OT | TOT | | | | | |
| | OTT | 1 | 3 | 1 | - | 5 | 28 | 19 | 17 | - | 64 | 2-9 (22.2) | 8-16 | Condon (49-54) | | |
| | CHI | 1 | 1 | 3 | - | 5 | 22 | 15 | 17 | - | 54 | 2-7 (28.6) | 10-20 | Darling (59-64) | | |

2016-17 REGULAR-SEASON STATISTICS

| BLACKHAWKS | GP | G | A | PTS | +/- | PIM | SENATORS | GP | G | A | PTS | +/- | PIM | | |
|---------------------|----|-----|----|-----|-----|------|---------------------|-------------|----|-----|-----|-----|-----|------|---------|
| Patrick Kane | 2 | 0 | 3 | 3 | 1 | 0 | Kyle Turris | 2 | 1 | 2 | 3 | 0 | 0 | | |
| Richard Panik | 2 | 2 | 0 | 2 | 0 | 2 | Bobby Ryan | 2 | 1 | 1 | 2 | 1 | 0 | | |
| Duncan Keith | 2 | 1 | 1 | 2 | 0 | 0 | Erik Karlsson | 2 | 0 | 2 | 2 | 0 | 0 | | |
| Artemi Panarin | 2 | 1 | 1 | 2 | 0 | 0 | Derick Brassard | 2 | 1 | 0 | 1 | 1 | 2 | | |
| Tyler Motte | 1 | 1 | 0 | 1 | 0 | 0 | Tom Pyatt | 2 | 1 | 0 | 1 | 0 | 0 | | |
| Ryan Hartman | 2 | 0 | 1 | 1 | 1 | 4 | Dion Phaneuf | 2 | 1 | 0 | 1 | -2 | 2 | | |
| Brent Seabrook | 2 | 0 | 1 | 1 | -1 | 4 | Chris Wideman | 2 | 0 | 1 | 1 | 2 | 2 | | |
| Jonathan Toews | 2 | 0 | 1 | 1 | -2 | 4 | Zack Smith | 2 | 0 | 1 | 1 | 1 | 2 | | |
| Vinnie Hinostroza | 1 | 0 | 1 | 1 | 1 | 0 | Jean-Gabriel Pageau | 2 | 0 | 1 | 1 | 0 | 0 | | |
| Niklas Hjalmarsson | 2 | 0 | 0 | 0 | 1 | 0 | Mike Hoffman | 2 | 0 | 1 | 1 | -1 | 0 | | |
| Jordin Tootoo | 2 | 0 | 0 | 0 | 0 | 0 | Ryan Dzingel | 2 | 0 | 0 | 0 | 1 | 0 | | |
| Trevor van Riemsdyk | 2 | 0 | 0 | 0 | 0 | 0 | Marc Methot | 2 | 0 | 0 | 0 | 1 | 4 | | |
| Marian Hossa | 2 | 0 | 0 | 0 | 0 | 2 | Chris Kelly | 2 | 0 | 0 | 0 | -1 | 0 | | |
| Andrew Desjardins | 2 | 0 | 0 | 0 | 0 | 2 | Cody Ceci | 2 | 0 | 0 | 0 | -1 | 2 | | |
| Brian Campbell | 2 | 0 | 0 | 0 | -1 | 0 | Mark Borowicki | 1 | 0 | 0 | 0 | 0 | 0 | | |
| Marcus Kruger | 2 | 0 | 0 | 0 | -1 | 2 | Fredrik Claesson | 1 | 0 | 0 | 0 | 0 | 0 | | |
| Nick Schmaltz | 1 | 0 | 0 | 0 | 1 | 0 | Alex Burrows | 1 | 0 | 0 | 0 | 0 | 0 | | |
| Gustav Forsling | 1 | 0 | 0 | 0 | 1 | 0 | Viktor Stalberg | 1 | 0 | 0 | 0 | 0 | 0 | | |
| Dennis Rasmussen | 1 | 0 | 0 | 0 | 0 | 0 | Mark Stone | 1 | 0 | 0 | 0 | 0 | 0 | | |
| Tanner Kero | 1 | 0 | 0 | 0 | 0 | 0 | Tommy Wingels | 1 | 0 | 0 | 0 | 0 | 2 | | |
| John Hayden | 1 | 0 | 0 | 0 | 0 | 0 | Chris Neil | 1 | 0 | 0 | 0 | -1 | 0 | | |
| Johnny Oduya | 1 | 0 | 0 | 0 | 0 | 0 | Curtis Lazar | 1 | 0 | 0 | 0 | -1 | 0 | | |
| GOALTENDER | GP | MIN | GA | SA | SV | AVG | W-L-OTL | GOALTENDER | GP | MIN | GA | SA | SV | AVG | W-L-OTL |
| Scott Darling | 2 | 117 | 5 | 64 | 59 | 2.57 | 1-1-0 | Mike Condon | 2 | 119 | 5 | 54 | 49 | 2.53 | 1-1-0 |

LEADERSHIP

PLAYERS

2016-17

OPPONENTS

TRADITION

RECORDS

PLAYOFFS

HISTORY

MINORS

NHL

MEDIA



DAVE HAKSTOL



CLAUDE GIROUX



CLUB INFORMATION

Founded: 1967-68
 Home Arena: Wells Fargo Center (19,605)
 Front Office Address: 3601 S. Broad St., Philadelphia, PA 19148
 Phone: 215-465-4500
 Fax: 215-218-7837
 Website: nhl.com/flyers
 Stanley Cups: 1974, '75
 Executive Vice President/General Manager: Ron Hextall
 Head Coach: Dave Hakstol
 Assistant Coaches: Ian Laperriere, Kris Knoblauch, Gord Murphy
 Goaltending Coach: Kim Dillabaugh
 Senior Director, Communications: Zack Hill
 Director, Public Relations: Joe Sivilite
 Manager, Broadcasting/Media Services: Brian Smith
 2016-17 record: 39-33-10 (88 points), 6th Metropolitan Division
 2017 playoffs: DND

BROADCAST TEAMS

Television play-by-play: Jim Jackson
 Television analysts: Bill Clement, Keith Jones, Chris Therien
 Radio play-by-play: Tim Saunders
 Radio color analyst: Steve Coates

2017-18 MEETINGS

Wednesday, Nov. 1 in Chicago
 Thursday, Nov. 9 at Philadelphia

ALL-TIME FRANCHISE RECORDS

SEASON-BY-SEASON RECORD (SINCE 1975)

| | GP | W | L | T | OTL | | GP | W | L | T | OTL |
|-----------|----|--------------|---|---|-----|---------------|---------------|-----------------|-----------|-----------|----------|
| 1975-76 | 5 | 1 | 2 | 2 | - | 2002-03 | 2 | 0 | 2 | 0 | 0 |
| 1976-77 | 5 | 0 | 3 | 2 | - | 2003-04 | 1 | 0 | 1 | 0 | 0 |
| 1977-78 | 5 | 2 | 2 | 1 | - | 2004-05 | - | SEASON CANCELED | - | - | - |
| 1978-79 | 4 | 3 | 1 | 0 | - | 2005-06 | 1 | 0 | 1 | 0 | 0 |
| 1979-80 | 4 | 0 | 2 | 2 | - | 2006-07 | 1 | 0 | 1 | 0 | 0 |
| 1980-81 | 4 | 1 | 1 | 2 | - | 2007-08 | - | DID NOT PLAY | - | - | - |
| 1981-82 | 3 | 1 | 1 | 1 | - | 2008-09 | 1 | 1 | 0 | 0 | 0 |
| 1982-83 | 3 | 1 | 1 | 1 | - | 2009-10 | 1 | 0 | 1 | 0 | 0 |
| 1983-84 | 3 | 0 | 1 | 2 | - | 2010-11 | 1 | 0 | 1 | 0 | 0 |
| 1984-85 | 3 | 1 | 2 | 0 | - | 2011-12 | 1 | 0 | 1 | 0 | 0 |
| 1985-86 | 3 | 0 | 2 | 1 | - | 2012-13 | - | DID NOT PLAY | - | - | - |
| 1986-87 | 3 | 0 | 2 | 1 | - | 2013-14 | 2 | 1 | 0 | 0 | 1 |
| 1987-88 | 3 | 3 | 0 | 0 | - | 2014-15 | 2 | 1 | 1 | 0 | 0 |
| 1988-89 | 3 | 0 | 3 | 0 | - | 2015-16 | 2 | 0 | 2 | 0 | 0 |
| 1989-90 | 3 | 3 | 0 | 0 | - | 2016-17 | 2 | 1 | 1 | 0 | 0 |
| 1990-91 | 3 | 1 | 2 | 0 | - | TOTALS | 135 | 46 | 59 | 30 | 1 |
| 1991-92 | 3 | 0 | 0 | 3 | - | | | | | | |
| 1992-93 | 2 | 0 | 1 | 1 | - | | | | | | |
| 1993-94 | 2 | 0 | 1 | 1 | - | | | | | | |
| 1994-95 | - | DID NOT PLAY | - | - | - | | | | | | |
| 1995-96 | 2 | 1 | 1 | 0 | - | DECADE | RECORD | PCT. | | | |
| 1996-97 | 2 | 1 | 0 | 1 | - | 1960s | 10-1-5 | .625 | | | |
| 1997-98 | 2 | 0 | 2 | 0 | - | 1970s | 18-21-11 | .360 | | | |
| 1998-99 | 2 | 0 | 2 | 0 | - | 1980s | 10-13-8 | .323 | | | |
| 1999-2000 | 1 | 0 | 1 | 0 | 0 | 1990s | 3-10-6 | .158 | | | |
| 2000-01 | 1 | 0 | 1 | 0 | 0 | 2000s | 2-8-0-0 | .200 | | | |
| 2001-02 | 2 | 1 | 1 | 0 | 0 | 2010s | 3-6-1 | .300 | | | |

HOME/AWAY SPLITS

| LIFETIME | GP | W | L | T | OTL | GF | GA | PTS |
|---------------|------------|-----------|-----------|-----------|----------|------------|------------|------------|
| Home | 67 | 30 | 18 | 19 | 0 | 233 | 189 | 79 |
| Road | 69 | 16 | 41 | 11 | 1 | 172 | 228 | 44 |
| TOTALS | 136 | 46 | 59 | 30 | 1 | 405 | 417 | 123 |

THE LAST TIME THE BLACKHAWKS...

Last Win: Oct. 18, 2016 (7-4 in Chicago)
 Last Home Win: Oct. 18, 2016 (7-4)
 Last Road Win: Nov. 9, 1996 (4-1)
 Last Loss: Dec. 3, 2016 (3-1 at Philadelphia)
 Last Home Loss: March 16, 2016 (3-2)
 Last Road Loss: Dec. 3, 2016 (3-1)
 Last Tie: Dec. 22, 1996 (2-2 in Chicago)
 Last Shutout Win: Oct. 21, 2014 (4-0 in Chicago)
 Last Shutout Loss: Oct. 14, 2015 (3-0 at Philadelphia)

RECORD BY DECADE

| DECADE | RECORD | PCT. |
|--------|----------|------|
| 1960s | 10-1-5 | .625 |
| 1970s | 18-21-11 | .360 |
| 1980s | 10-13-8 | .323 |
| 1990s | 3-10-6 | .158 |
| 2000s | 2-8-0-0 | .200 |
| 2010s | 3-6-1 | .300 |

2016-17 REGULAR-SEASON SERIES RECAP

2016-17 Blackhawks record: 1-0-0 at United Center; 0-1-0 at Philadelphia

| DATE | TEAM | SCORING BY PERIOD | | | | | SHOTS BY PERIOD | | | | | PP | PIM | GWG | GOALIE (SAVES-SHOTS) | ATTN. |
|--------|------|-------------------|---|---|----|-----|-----------------|----|----|----|-----|------------|------|-------------|-----------------------------------|--------|
| | | 1 | 2 | 3 | OT | F | 1 | 2 | 3 | OT | TOT | | | | | |
| 10/18 | PHI | 0 | 1 | 3 | - | 4 | 8 | 10 | 9 | - | 27 | 2-4 (50.0) | 3-6 | A. Anisimov | Neuvirth (12-16), Mason (9-11) | 21,263 |
| | CHI | 3 | 1 | 3 | - | 7 | 11 | 11 | 6 | - | 28 | 2-3 (66.7) | 4-8 | | | |
| 12/03 | CHI | 1 | 0 | 0 | - | 1 | 6 | 13 | 8 | - | 27 | 0-1 (0.0) | 3-6 | I. Provorov | Darling (27-30) Mason (26-27) | 19,487 |
| | PHI | 0 | 3 | 0 | - | 3 | 16 | 8 | 6 | - | 30 | 0-3 (0.0) | 1-2 | | | |
| TOTALS | | | | | | | | | | | | | | | | |
| TEAM | | SCORING BY PERIOD | | | | | SHOTS BY PERIOD | | | | | PP | PIM | | GOALIE (SAVES-SHOTS) | |
| | | 1 | 2 | 3 | OT | TOT | 1 | 2 | 3 | OT | TOT | | | | | |
| PHI | | 0 | 4 | 3 | - | 7 | 24 | 18 | 15 | - | 57 | 2-7 (28.6) | 4-8 | | Mason (35-38), Neuvirth (12-16) | |
| CHI | | 4 | 1 | 3 | - | 8 | 17 | 24 | 14 | - | 55 | 2-4 (30.0) | 7-14 | | Crawford (23-27), Darling (27-30) | |

2016-17 REGULAR-SEASON STATISTICS

| BLACKHAWKS | | | | | | | FLYERS | | | | | | |
|---------------------|---|---|-----|-----|-----|---|--------------------------|---|---|-----|-----|-----|---|
| GP | G | A | PTS | +/- | PIM | | GP | G | A | PTS | +/- | PIM | |
| Artem Anisimov | 2 | 2 | 3 | 5 | 3 | 0 | Claude Giroux | 2 | 0 | 3 | 3 | 0 | 0 |
| Patrick Kane | 2 | 1 | 4 | 5 | 3 | 2 | Matt Read | 2 | 2 | 0 | 2 | -1 | 0 |
| Artemi Panarin | 2 | 3 | 1 | 4 | 2 | 0 | Ivan Provorov | 2 | 2 | 0 | 2 | -4 | 0 |
| Brent Seabrook | 2 | 0 | 3 | 3 | 2 | 0 | Jakub Voracek | 2 | 0 | 2 | 2 | 0 | 0 |
| Marian Hossa | 2 | 1 | 0 | 1 | 0 | 0 | Travis Konecny | 2 | 0 | 2 | 2 | 0 | 0 |
| Dennis Rasmussen | 2 | 1 | 0 | 1 | 0 | 2 | Wayne Simmonds | 2 | 1 | 0 | 1 | -1 | 0 |
| Brian Campbell | 2 | 0 | 1 | 1 | 1 | 0 | Brayden Schenn | 1 | 1 | 0 | 1 | 1 | 0 |
| Duncan Keith | 2 | 0 | 1 | 1 | 0 | 0 | Sean Couturier | 1 | 1 | 0 | 1 | -1 | 0 |
| Marcus Kruger | 2 | 0 | 0 | 0 | 2 | 0 | Michael Raffl | 2 | 0 | 1 | 1 | 1 | 0 |
| Niklas Hjalmarsson | 2 | 0 | 0 | 0 | 0 | 0 | Shayne Gostisbehere | 2 | 0 | 1 | 1 | 1 | 2 |
| Michal Kempny | 2 | 0 | 0 | 0 | 0 | 2 | Chris VandeVelde | 2 | 0 | 1 | 1 | -1 | 0 |
| Nick Schmaltz | 2 | 0 | 0 | 0 | -1 | 0 | Nick Schultz | 1 | 0 | 1 | 1 | 1 | 0 |
| Vinnie Hinostroza | 2 | 0 | 0 | 0 | -1 | 2 | Nick Cousins | 1 | 0 | 1 | 1 | 0 | 0 |
| Richard Panik | 2 | 0 | 0 | 0 | -2 | 0 | Andrew MacDonald | 2 | 0 | 0 | 0 | 2 | 0 |
| Tyler Motte | 2 | 0 | 0 | 0 | -2 | 4 | Brandon Manning | 2 | 0 | 0 | 0 | 2 | 2 |
| Gustav Forsling | 1 | 0 | 0 | 0 | 1 | 0 | Pierre-Edouard Bellemare | 2 | 0 | 0 | 0 | 0 | 0 |
| Jordin Tootoo | 1 | 0 | 0 | 0 | 1 | 0 | Roman Lyubimov | 2 | 0 | 0 | 0 | 0 | 0 |
| Ryan Hartman | 1 | 0 | 0 | 0 | 0 | 0 | Dale Weise | 2 | 0 | 0 | 0 | -1 | 0 |
| Jonathan Toews | 1 | 0 | 0 | 0 | -1 | 0 | Mark Streit | 2 | 0 | 0 | 0 | -3 | 0 |
| Andrew Desjardins | 1 | 0 | 0 | 0 | -1 | 0 | Michael Del Zotto | 1 | 0 | 0 | 0 | -1 | 0 |
| Trevor van Riemsdyk | 1 | 0 | 0 | 0 | -2 | 0 | Boyd Gordon | 1 | 0 | 0 | 0 | -1 | 2 |

| GOALTENDER | | | | | | | GOALTENDER | | | | | | | | |
|----------------|-----|----|----|----|-----|---------|------------|------------------|----|----|----|-----|---------|------|-------|
| GP | MIN | GA | SA | SV | AVG | W-L-OTL | GP | MIN | GA | SA | SV | AVG | W-L-OTL | | |
| Corey Crawford | 1 | 60 | 4 | 27 | 23 | 4.00 | 1-0-0 | Steve Mason | 2 | 94 | 3 | 38 | 35 | 1.92 | 1-1-0 |
| Scott Darling | 1 | 58 | 3 | 30 | 27 | 3.08 | 0-1-0 | Michael Neuvirth | 1 | 25 | 4 | 16 | 12 | 9.57 | 0-0-0 |

LEADERSHIP

PLAYERS

2016-17

OPPONENTS

TRADITION

RECORDS

PLAYOFFS

HISTORY

MINORS

NHL

MEDIA



MIKE SULLIVAN



SIDNEY CROSBY



CLUB INFORMATION

Founded: 1967-68
 Home Arena: PPG Paints Arena (18,387)
 Front Office Address: 1001 Fifth Ave., Pittsburgh, PA 15219
 Phone: 412-642-1300
 Fax: 412-255-1988
 Website: nhl.com/penguins
 Stanley Cups: 1991, '92, 2009, '16, '17
 Executive Vice President/General Manager: Jim Rutherford
 Head Coach: Mike Sullivan
 Assistant Coaches: Sergei Gonchar, Mark Recchi, Jacques Martin
 Goaltending Coach: Mike Buckley
 Senior Director, Communications: Jennifer Bullano Ridgley
 Manager, Communications: Jason Seidling
 2016-17 record: 50-21-11 (111 points), 2nd Metropolitan Division
 2017 playoffs: Stanley Cup Champions (def. Nashville 4-2)

BROADCAST TEAMS

Television play-by-play: Steve Mears
 Television color analyst: Bob Errey
 Radio play-by-play: Mike Lange
 Radio color analyst: Phil Bourque

2017-18 MEETINGS

Thursday, Oct. 5 in Chicago
 Saturday, Nov. 18 at Pittsburgh

ALL-TIME FRANCHISE RECORDS

SEASON-BY-SEASON RECORD (SINCE 1975)

| | GP | W | L | T | OTL | | GP | W | L | T | OTL |
|-----------|----|--------------|---|---|-----|---------------|---------------|-----------------|-----------|-----------|----------|
| 1975-76 | 4 | 2 | 1 | 1 | - | 2002-03 | 2 | 0 | 1 | 1 | 0 |
| 1976-77 | 4 | 2 | 2 | 0 | - | 2003-04 | 2 | 0 | 2 | 0 | 0 |
| 1977-78 | 4 | 1 | 2 | 1 | - | 2004-05 | - | SEASON CANCELED | - | - | - |
| 1978-79 | 4 | 0 | 2 | 2 | - | 2005-06 | 1 | 1 | 0 | 0 | 0 |
| 1979-80 | 4 | 2 | 0 | 2 | - | 2006-07 | 1 | 0 | 0 | 0 | 1 |
| 1980-81 | 4 | 3 | 1 | 0 | - | 2007-08 | - | DID NOT PLAY | - | - | - |
| 1981-82 | 3 | 1 | 0 | 2 | - | 2008-09 | 1 | 0 | 0 | 0 | 1 |
| 1982-83 | 3 | 3 | 0 | 0 | - | 2009-10 | 1 | 1 | 0 | 0 | 0 |
| 1983-84 | 3 | 1 | 1 | 1 | - | 2010-11 | 1 | 1 | 0 | 0 | 0 |
| 1984-85 | 3 | 2 | 1 | 0 | - | 2011-12 | 1 | 0 | 1 | 0 | 0 |
| 1985-86 | 3 | 1 | 1 | 1 | - | 2012-13 | - | DID NOT PLAY | - | - | - |
| 1986-87 | 3 | 1 | 2 | 0 | - | 2013-14 | 2 | 1 | 1 | 0 | 0 |
| 1987-88 | 3 | 1 | 2 | 0 | - | 2014-15 | 2 | 2 | 0 | 0 | 0 |
| 1988-89 | 3 | 0 | 3 | 0 | - | 2015-16 | 2 | 2 | 0 | 0 | 0 |
| 1989-90 | 3 | 3 | 0 | 0 | - | 2016-17 | 2 | 2 | 0 | 0 | 0 |
| 1990-91 | 3 | 3 | 0 | 0 | - | TOTALS | 133 | 72 | 42 | 17 | 2 |
| 1991-92 | 2 | 0 | 1 | 1 | - | | | | | | |
| 1992-93 | 2 | 1 | 1 | 0 | - | | | | | | |
| 1993-94 | 2 | 1 | 1 | 0 | - | | | | | | |
| 1994-95 | - | DID NOT PLAY | - | - | - | | | | | | |
| 1995-96 | 2 | 1 | 1 | 0 | - | DECADE | RECORD | PCT. | | | |
| 1996-97 | 2 | 2 | 0 | 0 | - | 1960s | 12-3-1 | .750 | | | |
| 1997-98 | 2 | 1 | 0 | 1 | - | 1970s | 24-15-8 | .511 | | | |
| 1998-99 | 1 | 0 | 1 | 0 | - | 1980s | 16-11-4 | .516 | | | |
| 1999-2000 | 2 | 0 | 1 | 1 | 0 | 1990s | 9-6-3 | .500 | | | |
| 2000-01 | 2 | 0 | 2 | 0 | 0 | 2000s | 3-5-1-2 | .273 | | | |
| 2001-02 | 1 | 1 | 0 | 0 | 0 | 2010s | 8-2-0 | .800 | | | |

HOME/AWAY SPLITS

| LIFETIME | GP | W | L | T | OTL | GF | GA | PTS |
|---------------|------------|-----------|-----------|-----------|----------|------------|------------|------------|
| Home | 67 | 45 | 11 | 10 | 1 | 259 | 169 | 101 |
| Road | 66 | 27 | 31 | 7 | 1 | 209 | 227 | 62 |
| TOTALS | 133 | 72 | 42 | 17 | 2 | 468 | 396 | 163 |

THE LAST TIME THE BLACKHAWKS...

Last Win: March 29, 2017 (5-1 at Pittsburgh)
 Last Home Win: March 1, 2017 (4-1)
 Last Road Win: March 29, 2017 (5-1)
 Last Loss: March 30, 2014 (4-1 at Pittsburgh)
 Last Home Loss: Feb. 27, 2009 (5-4 OT)
 Last Road Loss: March 30, 2014 (4-1)
 Last Tie: March 23, 2003 (1-1 in Chicago)
 Last Shutout Win: Jan. 6, 2002 (2-0 in Chicago)
 Last Shutout Loss: Dec. 29, 2003 (1-0 at Pittsburgh)

2016-17 REGULAR-SEASON SERIES RECAP

2016-17 Blackhawks record: 1-0-0 at United Center; 1-0-0 at Pittsburgh

| DATE | TEAM | SCORING BY PERIOD | | | | | SHOTS BY PERIOD | | | | | PP | PIM | GWG | GOALIE (SAVES-SHOTS) | ATTN. |
|--------|------|-------------------|---|---|----|-----|-----------------|----|----|----|-----|-----------|------|----------|-----------------------------------|--------|
| | | 1 | 2 | 3 | OT | F | 1 | 2 | 3 | OT | TOT | | | | | |
| 03/01 | PIT | 0 | 1 | 0 | - | 1 | 7 | 17 | 13 | - | 37 | 0-0 (0.0) | 1-2 | | Fleury (25-28) | 22,012 |
| | CHI | 0 | 2 | 2 | - | 4 | 9 | 14 | 6 | - | 29 | 0-1 (0.0) | 0-0 | R. Panik | Darling (36-37) | |
| 03/29 | CHI | 4 | 0 | 1 | - | 5 | 16 | 11 | 9 | - | 36 | 0-4 (0.0) | 2-4 | R. Panik | Crawford (31-32) | 18,657 |
| | PIT | 0 | 0 | 1 | - | 1 | 10 | 12 | 10 | - | 32 | 0-2 (0.0) | 4-8 | | Fleury (31-36) | |
| TOTALS | | SCORING BY PERIOD | | | | | SHOTS BY PERIOD | | | | | PP | PIM | | GOALIE (SAVES-SHOTS) | |
| | TEAM | 1 | 2 | 3 | OT | TOT | 1 | 2 | 3 | OT | TOT | | | | | |
| | PIT | 0 | 1 | 1 | - | 2 | 17 | 29 | 23 | - | 69 | 0-2 (0.0) | 5-10 | | Fleury (56-64) | |
| | CHI | 4 | 2 | 3 | - | 9 | 25 | 25 | 15 | - | 65 | 0-5 (0.0) | 2-4 | | Crawford (31-32), Darling (36-37) | |

2016-17 REGULAR-SEASON STATISTICS

| BLACKHAWKS | | | | | | | PENGUINS | | | | | | | | |
|---------------------|-----|----|-----|-----|-----|---------|------------------|-------------------|----|-----|-----|-----|---------|------|-------|
| GP | G | A | PTS | +/- | PIM | | GP | G | A | PTS | +/- | PIM | | | |
| Patrick Kane | 2 | 3 | 2 | 5 | 5 | 0 | Scott Wilson | 2 | 1 | 0 | 1 | 0 | 2 | | |
| Artemi Panarin | 2 | 1 | 2 | 3 | 4 | 0 | Bryan Rust | 1 | 1 | 0 | 1 | -1 | 0 | | |
| Nick Schmaltz | 2 | 0 | 3 | 3 | 2 | 0 | Matt Cullen | 2 | 0 | 1 | 1 | 0 | 0 | | |
| Richard Panik | 2 | 2 | 0 | 2 | 2 | 0 | Ian Cole | 2 | 0 | 1 | 1 | -4 | 2 | | |
| Tanner Kero | 2 | 1 | 1 | 2 | 3 | 0 | Ron Hainsey | 1 | 0 | 1 | 1 | 1 | 0 | | |
| Marian Hossa | 2 | 1 | 0 | 1 | 0 | 0 | Brian Dumoulin | 2 | 0 | 0 | 0 | 0 | 0 | | |
| Marcus Kruger | 2 | 1 | 0 | 1 | 2 | 0 | Carter Rowney | 2 | 0 | 0 | 0 | 0 | 0 | | |
| Ryan Hartman | 2 | 0 | 1 | 1 | 2 | 0 | Tom Kuhnhackl | 2 | 0 | 0 | 0 | 0 | 0 | | |
| Jonathan Toews | 2 | 0 | 1 | 1 | 2 | 0 | Chris Kunitz | 2 | 0 | 0 | 0 | -2 | 0 | | |
| Duncan Keith | 2 | 0 | 1 | 1 | 6 | 0 | Chad Ruhwedel | 2 | 0 | 0 | 0 | -2 | 0 | | |
| Brent Seabrook | 2 | 0 | 0 | 0 | 5 | 0 | Nick Bonino | 2 | 0 | 0 | 0 | -2 | 0 | | |
| Trevor van Riemsdyk | 2 | 0 | 0 | 0 | 2 | 2 | Sidney Crosby | 2 | 0 | 0 | 0 | -3 | 0 | | |
| Brian Campbell | 2 | 0 | 0 | 0 | 1 | 0 | Phil Kessel | 2 | 0 | 0 | 0 | -3 | 0 | | |
| Dennis Rasmussen | 2 | 0 | 0 | 0 | 0 | 0 | Patric Hornqvist | 2 | 0 | 0 | 0 | -3 | 2 | | |
| Tomas Jurco | 2 | 0 | 0 | 0 | 0 | 0 | Justin Schultz | 2 | 0 | 0 | 0 | -5 | 2 | | |
| Johnny Oduya | 1 | 0 | 0 | 0 | 1 | 0 | Derrick Pouliot | 1 | 0 | 0 | 0 | 0 | 0 | | |
| Niklas Hjalmarsson | 1 | 0 | 0 | 0 | 1 | 0 | Jake Guentzel | 1 | 0 | 0 | 0 | -1 | 0 | | |
| Artem Anisimov | 1 | 0 | 0 | 0 | 0 | 0 | Oskar Sundqvist | 1 | 0 | 0 | 0 | -1 | 0 | | |
| John Hayden | 1 | 0 | 0 | 0 | 0 | 2 | Cameron Gaunce | 1 | 0 | 0 | 0 | -1 | 0 | | |
| Michal Kempny | 1 | 0 | 0 | 0 | -1 | 0 | Mark Streit | 1 | 0 | 0 | 0 | -2 | 0 | | |
| Michal Rozsival | 1 | 0 | 0 | 0 | -1 | 0 | Conor Sheary | 1 | 0 | 0 | 0 | -2 | 2 | | |
| | | | | | | | Carl Hagelin | 1 | 0 | 0 | 0 | -3 | 0 | | |
| | | | | | | | Evgeni Malkin | 1 | 0 | 0 | 0 | -3 | 0 | | |
| GOALTENDER | | | | | | | GOALTENDER | | | | | | | | |
| GP | MIN | GA | SA | SV | AVG | W-L-OTL | GP | MIN | GA | SA | SV | AVG | W-L-OTL | | |
| Corey Crawford | 1 | 60 | 1 | 32 | 31 | 1.00 | 1-0-0 | Marc-Andre Fleury | 2 | 118 | 8 | 64 | 56 | 4.05 | 0-2-0 |
| Scott Darling | 1 | 60 | 1 | 37 | 36 | 1.00 | 1-0-0 | | | | | | | | |

LEADERSHIP

PLAYERS

2016-17

OPPONENTS

TRADITION

RECORDS

PLAYOFFS

HISTORY

MINORS

NHL

MEDIA



PETER DEBOER



JOE PAVELSKI



CLUB INFORMATION

Founded: 1991-92
 Home Arena: SAP Center at San Jose (17,562)
 Address: 525 W. Santa Clara St., San Jose, CA 95113
 Phone: 408-287-7070
 Fax: 408-999-5797
 Website: nhl.com/sharks
 Stanley Cups: none
 General Manager: Doug Wilson
 Head Coach: Peter DeBoer
 Assistant Coaches: Steve Spott, Rob Zettler
 Assistant Coach/Goaltending Coach: Johan Hedberg
 Vice President, Media Relations and Broadcasting: Scott Emmert
 Manager, Media Relations: Ben Guerrero
 Broadcast Operations/Media Relations Manager: Joanna Schimmel
 Coordinator, Media Relations: Nicolas Carrillo
 2016-17 record: 46-29-7 (99 points), 3rd Pacific Division
 2017 playoffs: Western Conference First Round (def. by Edmonton 4-2)

BROADCAST TEAMS

Television play-by-play: Randy Hahn
 Television color analyst: Jamie Baker
 Radio play-by-play: Dan Rusanowsky
 Radio color analyst: Bret Hedican

2017-18 MEETINGS

Friday, Feb. 23 in Chicago
 Thursday, March 1 at San Jose
 Monday, March 26 in Chicago

ALL-TIME FRANCHISE RECORDS

SEASON-BY-SEASON RECORD

| | GP | W | L | T | OTL |
|-----------|---------------------|---|---|---|-----|
| 1991-92 | 3 | 2 | 1 | 0 | - |
| 1992-93 | 3 | 2 | 0 | 1 | - |
| 1993-94 | 5 | 2 | 3 | 0 | - |
| 1994-95 | 4 | 2 | 2 | 0 | - |
| 1995-96 | 4 | 3 | 1 | 0 | - |
| 1996-97 | 4 | 2 | 2 | 0 | - |
| 1997-98 | 4 | 2 | 2 | 0 | - |
| 1998-99 | 4 | 1 | 2 | 1 | - |
| 1999-2000 | 4 | 2 | 2 | 0 | 0 |
| 2000-01 | 4 | 0 | 2 | 0 | 2 |
| 2001-02 | 4 | 2 | 1 | 1 | 0 |
| 2002-03 | 4 | 2 | 1 | 1 | 0 |
| 2003-04 | 4 | 1 | 2 | 1 | 0 |
| 2004-05 | - SEASON CANCELED - | | | | |
| 2005-06 | 4 | 1 | 2 | 0 | 1 |
| 2006-07 | 4 | 0 | 4 | 0 | 0 |
| 2007-08 | 4 | 0 | 3 | 0 | 1 |

| | GP | W | L | T | OTL |
|---------------|-----------|-----------|-----------|----------|----------|
| 2008-09 | 4 | 2 | 1 | 0 | 1 |
| 2009-10 | 4 | 3 | 1 | 0 | 0 |
| 2010-11 | 4 | 1 | 2 | 0 | 1 |
| 2011-12 | 4 | 2 | 2 | 0 | 0 |
| 2012-13 | 3 | 3 | 0 | 0 | 0 |
| 2013-14 | 3 | 1 | 0 | 0 | 2 |
| 2014-15 | 3 | 2 | 1 | 0 | 0 |
| 2015-16 | 3 | 2 | 1 | 0 | 0 |
| 2016-17 | 3 | 1 | 2 | 0 | 0 |
| TOTALS | 94 | 41 | 40 | 5 | 8 |

RECORD BY DECADE

| DECADE | RECORD | PCT. |
|--------|-----------|------|
| 1990s | 18-15-2-0 | .514 |
| 2000s | 11-17-3-5 | .306 |
| 2010s | 12-8-3 | .522 |

HOME/AWAY SPLITS

| LIFETIME | GP | W | L | T | OTL | GF | GA | PTS |
|---------------|-----------|-----------|-----------|----------|----------|------------|------------|-----------|
| Home | 47 | 25 | 17 | 2 | 3 | 148 | 139 | 55 |
| Road | 47 | 16 | 23 | 3 | 5 | 123 | 132 | 40 |
| TOTALS | 94 | 41 | 40 | 5 | 8 | 271 | 271 | 95 |

THE LAST TIME THE BLACKHAWKS...

Last Win: Dec. 18, 2016 (4-1 in Chicago)
 Last Home Win: Dec. 18, 2016 (4-1)
 Last Road Win: Nov. 25, 2015 (5-2)
 Last Loss: Jan. 31, 2017 (3-1 at San Jose)
 Last Home Loss: Feb. 9, 2016 (2-0)
 Last Road Loss: Jan. 31, 2017 (3-1)
 Last Tie: Oct. 23, 2003 (3-3 at San Jose)
 Last Shutout Win: March 6, 1999 (4-0 at San Jose)
 Last Shutout Loss: Feb. 9, 2016 (2-0 in Chicago)

2016-17 REGULAR-SEASON SERIES RECAP

2016-17 Blackhawks record: 1-0-0 at United Center; 0-2-0 at San Jose

| DATE | TEAM | SCORING BY PERIOD | | | | | SHOTS BY PERIOD | | | | | PP | PIM | GWG | GOALIE (SAVES-SHOTS) | ATTN. |
|--------|------|-------------------|---|---|----|-----|-----------------|----|----|----|-----|------------|-------|-----------------------------------|----------------------|--------|
| | | 1 | 2 | 3 | OT | F | 1 | 2 | 3 | OT | TOT | | | | | |
| 11/23 | CHI | 0 | 1 | 0 | - | 1 | 14 | 11 | 9 | - | 34 | 0-2 (0.0) | 5-10 | J. Ward | Crawford (33-35) | 17,501 |
| | SJS | 2 | 0 | 0 | - | 2 | 13 | 13 | 9 | - | 35 | 1-4 (25.0) | 3-6 | | Jones (33-34) | |
| 12/18 | SJS | 0 | 1 | 0 | - | 1 | 6 | 15 | 13 | - | 34 | 0-2 (0.0) | 2-4 | R. Hartman | Jones (22-25) | 22,027 |
| | CHI | 0 | 1 | 3 | - | 4 | 10 | 9 | 7 | - | 26 | 0-2 (0.0) | 2-4 | | Darling (33-34) | |
| 01/31 | CHI | 0 | 1 | 0 | - | 1 | 7 | 10 | 8 | - | 25 | 0-3 (0.0) | 3-6 | T. Hertl | Crawford (26-28) | 17,424 |
| | SJS | 0 | 1 | 2 | - | 3 | 10 | 11 | 8 | - | 29 | 1-3 (33.3) | 3-6 | | Jones (24-25) | |
| TOTALS | | SCORING BY PERIOD | | | | | SHOTS BY PERIOD | | | | | | | GOALIE (SAVES-SHOTS) | | |
| | TEAM | 1 | 2 | 3 | OT | TOT | 1 | 2 | 3 | OT | TOT | PP | PIM | Jones (79-84) | | |
| | SJS | 2 | 2 | 2 | - | 6 | 29 | 39 | 30 | - | 98 | 2-9 (22.2) | 8-16 | Crawford (59-63), Darling (33-34) | | |
| | CHI | 0 | 3 | 3 | - | 6 | 31 | 30 | 24 | - | 85 | 0-7 (0.0) | 10-20 | | | |

2016-17 REGULAR-SEASON STATISTICS

| BLACKHAWKS | GP | G | A | PTS | +/- | PIM | SHARKS | GP | G | A | PTS | +/- | PIM | | |
|---------------------|----|-----|---|-----|-----|------|---------------------|--------------|---|-----|-----|-----|-----|------|-------|
| Artemi Panarin | 3 | 1 | 2 | 3 | 1 | 2 | Joe Pavelski | 3 | 2 | 3 | 5 | 0 | 0 | | |
| Vinnie Hinostroza | 3 | 1 | 1 | 2 | 1 | 0 | Brent Burns | 3 | 0 | 5 | 5 | 0 | 2 | | |
| Ryan Hartman | 3 | 1 | 1 | 2 | 1 | 2 | Logan Couture | 3 | 1 | 1 | 2 | -2 | 0 | | |
| Duncan Keith | 3 | 1 | 0 | 1 | 1 | 2 | Joel Ward | 3 | 1 | 0 | 1 | 0 | 0 | | |
| Patrick Kane | 3 | 1 | 0 | 1 | 0 | 0 | Patrick Marleau | 3 | 1 | 0 | 1 | 0 | 0 | | |
| Dennis Rasmussen | 3 | 1 | 0 | 1 | 0 | 0 | Tomas Hertl | 1 | 1 | 0 | 1 | 0 | 0 | | |
| Brent Seabrook | 3 | 0 | 1 | 1 | 1 | 0 | Joe Thornton | 3 | 0 | 1 | 1 | 1 | 2 | | |
| Niklas Hjalmarsson | 3 | 0 | 1 | 1 | 1 | 2 | Paul Martin | 3 | 0 | 1 | 1 | -1 | 0 | | |
| Jonathan Toews | 3 | 0 | 1 | 1 | 0 | 0 | Chris Tierney | 3 | 0 | 1 | 1 | -1 | 0 | | |
| Richard Panik | 3 | 0 | 1 | 1 | 0 | 0 | Justin Braun | 3 | 0 | 0 | 0 | 0 | 0 | | |
| Trevor van Riemsdyk | 2 | 0 | 1 | 1 | 1 | 0 | Marc-Edouard Vlasic | 3 | 0 | 0 | 0 | -1 | 2 | | |
| Artem Anisimov | 2 | 0 | 1 | 1 | 0 | 4 | Brenden Dillon | 3 | 0 | 0 | 0 | -1 | 4 | | |
| Marian Hossa | 3 | 0 | 0 | 0 | 2 | 0 | Kevin Labanc | 3 | 0 | 0 | 0 | -2 | 0 | | |
| Brian Campbell | 3 | 0 | 0 | 0 | 1 | 2 | Mikkel Boediker | 3 | 0 | 0 | 0 | -3 | 0 | | |
| Gustav Forsling | 3 | 0 | 0 | 0 | 0 | 0 | Joonas Donskoi | 2 | 0 | 0 | 0 | 0 | 0 | | |
| Andrew Desjardins | 2 | 0 | 0 | 0 | 1 | 0 | Timo Meier | 2 | 0 | 0 | 0 | 0 | 2 | | |
| Nick Schmaltz | 2 | 0 | 0 | 0 | 0 | 0 | Tommy Wings | 2 | 0 | 0 | 0 | 0 | 2 | | |
| Tyler Motte | 2 | 0 | 0 | 0 | 0 | 4 | Melker Karlsson | 2 | 0 | 0 | 0 | -1 | 0 | | |
| Marcus Kruger | 2 | 0 | 0 | 0 | -1 | 0 | David Schlemko | 2 | 0 | 0 | 0 | -1 | 0 | | |
| Michal Rozsival | 1 | 0 | 0 | 0 | 0 | 0 | Michael Haley | 1 | 0 | 0 | 0 | 0 | 0 | | |
| Jordin Tootoo | 1 | 0 | 0 | 0 | 0 | 0 | Matt Nieto | 1 | 0 | 0 | 0 | 0 | 0 | | |
| Tanner Kero | 1 | 0 | 0 | 0 | -1 | 0 | Dylan DeMelo | 1 | 0 | 0 | 0 | 0 | 0 | | |
| | | | | | | | Ryan Carpenter | 1 | 0 | 0 | 0 | 0 | 2 | | |
| GOALTENDER | | | | | | | GOALTENDER | | | | | | | | |
| Corey Crawford | 2 | 118 | 4 | 63 | 59 | 2.04 | 0-2-0 | Martin Jones | 3 | 180 | 5 | 84 | 79 | 1.67 | 2-1-0 |
| Scott Darling | 1 | 60 | 1 | 34 | 33 | 1.00 | 1-0-0 | | | | | | | | |



MIKE YEO



ALEX PIETRANGELO



CLUB INFORMATION

Founded: 1967-68
 Home Arena: Scottrade Center (19,150)
 Address: 1401 Clark Ave., St. Louis, MO 63103
 Phone: 314-622-2500
 Fax: 314-622-2533
 Website: nhl.com/blues
 Stanley Cups: none
 President, Hockey Operations/General Manager: Doug Armstrong
 Head Coach: Mike Yeo
 Associate Coach: Craig Berube
 Assistant Coaches: Steve Ott, Darryl Sydor, Daniel Tkaczuk
 Goaltending Coach: David Alexander
 Senior Director, Media Relations and Team Services: Rich Jankowski
 Assistant Director, Media Relations: Dan O'Neill
 2016-17 record: 46-29-7 (99 points), 3rd Central Division
 2017 playoffs: Western Conference Second Round (def. by Nashville 4-2)

BROADCAST TEAMS

Television play-by-play: John Kelly
 Television color analyst: Bernie Federko, Darren Pang
 Radio play-by-play: Chris Kerber
 Radio color analyst: Kelly Chase

2017-18 MEETINGS

Wednesday, Oct. 18 at St. Louis
 Sunday, March 18 in Chicago
 Wednesday, April 4 at St. Louis
 Friday, April 6 in Chicago

ALL-TIME FRANCHISE RECORDS

SEASON-BY-SEASON RECORD (SINCE 1975)

| | GP | W | L | T | OTL | | GP | W | L | T | OTL |
|-----------|----|---|---|---|-----|---------------|---------------|-----------------|------------|-----------|-----------|
| 1975-76 | 6 | 3 | 2 | 1 | - | 2002-03 | 5 | 2 | 1 | 2 | 0 |
| 1976-77 | 6 | 2 | 4 | 0 | - | 2003-04 | 6 | 3 | 2 | 0 | 1 |
| 1977-78 | 6 | 3 | 1 | 2 | - | 2004-05 | - | SEASON CANCELED | - | - | - |
| 1978-79 | 8 | 5 | 2 | 1 | - | 2005-06 | 8 | 5 | 2 | 0 | 1 |
| 1979-80 | 4 | 1 | 2 | 1 | - | 2006-07 | 8 | 5 | 3 | 0 | 0 |
| 1980-81 | 4 | 1 | 2 | 1 | - | 2007-08 | 8 | 5 | 3 | 0 | 0 |
| 1981-82 | 7 | 2 | 4 | 1 | - | 2008-09 | 6 | 2 | 2 | 0 | 2 |
| 1982-83 | 8 | 6 | 2 | 0 | - | 2009-10 | 6 | 4 | 2 | 0 | 0 |
| 1983-84 | 8 | 4 | 3 | 1 | - | 2010-11 | 6 | 4 | 2 | 0 | 0 |
| 1984-85 | 8 | 3 | 4 | 1 | - | 2011-12 | 6 | 4 | 2 | 0 | 0 |
| 1985-86 | 8 | 5 | 3 | 0 | - | 2012-13 | 5 | 3 | 1 | 0 | 1 |
| 1986-87 | 8 | 1 | 3 | 4 | - | 2013-14 | 5 | 2 | 1 | 0 | 2 |
| 1987-88 | 8 | 3 | 4 | 1 | - | 2014-15 | 5 | 2 | 3 | 0 | 0 |
| 1988-89 | 8 | 1 | 6 | 1 | - | 2015-16 | 5 | 2 | 0 | 0 | 3 |
| 1989-90 | 8 | 2 | 5 | 1 | - | 2016-17 | 5 | 3 | 2 | 0 | 0 |
| 1990-91 | 8 | 5 | 2 | 1 | - | TOTALS | 306 | 147 | 114 | 35 | 10 |
| 1991-92 | 8 | 4 | 3 | 1 | - | | | | | | |
| 1992-93 | 7 | 3 | 3 | 1 | - | | | | | | |
| 1993-94 | 6 | 2 | 4 | 0 | - | | | | | | |
| 1994-95 | 4 | 1 | 1 | 2 | - | | | | | | |
| 1995-96 | 5 | 2 | 2 | 1 | - | DECADE | RECORD | PCT. | | | |
| 1996-97 | 6 | 3 | 2 | 1 | - | 1960s | 9-4-3 | .563 | | | |
| 1997-98 | 6 | 3 | 3 | 0 | - | 1970s | 32-17-10 | .542 | | | |
| 1998-99 | 6 | 2 | 4 | 0 | - | 1980s | 28-36-11 | .373 | | | |
| 1999-2000 | 6 | 3 | 2 | 1 | 0 | 1990s | 28-26-8 | .451 | | | |
| 2000-01 | 5 | 1 | 4 | 0 | 0 | 2000s | 30-20-3-4 | .526 | | | |
| 2001-02 | 5 | 3 | 1 | 1 | 0 | 2010s | 20-11-6 | .541 | | | |

HOME/AWAY SPLITS

| LIFETIME | GP | W | L | T | OTL | GF | GA | PTS |
|---------------|------------|------------|------------|-----------|-----------|--------------|------------|------------|
| Home | 154 | 89 | 42 | 18 | 5 | 551 | 431 | 201 |
| Road | 152 | 58 | 72 | 17 | 5 | 455 | 490 | 138 |
| TOTALS | 306 | 147 | 114 | 35 | 10 | 1,006 | 921 | 339 |

THE LAST TIME THE BLACKHAWKS...

Last Win: Feb. 26, 2017 (4-2 in Chicago)
 Last Home Win: Feb. 26, 2017 (4-2)
 Last Road Win: Dec. 17, 2016 (6-4)
 Last Loss: Jan. 2, 2017 (4-1 at St. Louis)
 Last Home Loss: Oct. 12, 2016 (5-2)
 Last Road Loss: Jan. 2, 2017 (4-1)
 Last Tie: April 4, 2003 (2-2 in Chicago)
 Last Shutout Win: Jan. 24, 2016 (2-0 in Chicago)
 Last Shutout Loss: Nov. 8, 2011 (3-0 at St. Louis)

RECORD BY DECADE

| DECADE | RECORD | PCT. |
|--------|-----------|------|
| 1960s | 9-4-3 | .563 |
| 1970s | 32-17-10 | .542 |
| 1980s | 28-36-11 | .373 |
| 1990s | 28-26-8 | .451 |
| 2000s | 30-20-3-4 | .526 |
| 2010s | 20-11-6 | .541 |

2016-17 REGULAR-SEASON SERIES RECAP

2016-17 Blackhawks record: 1-1-0 at United Center; 2-1-0 at St. Louis

| DATE | TEAM | SCORING BY PERIOD | | | | | SHOTS BY PERIOD | | | | | PP | PIM | GWG | GOALIE (SAVES-SHOTS) | ATTN. |
|--------|------|-------------------|---|---|----|-----|-----------------|----|----|----|-----|-------------|-------|-----------------------------------|----------------------|--------|
| | | 1 | 2 | 3 | OT | F | 1 | 2 | 3 | OT | TOT | | | | | |
| 10/12 | STL | 0 | 2 | 3 | - | 5 | 9 | 15 | 9 | - | 33 | 3-5 (60.0) | 4-8 | P. Stastny | Allen (17-19) | 21,729 |
| | CHI | 1 | 1 | 0 | - | 2 | 6 | 3 | 10 | - | 19 | 1-4 (25.0) | 5-10 | | Crawford (29-32) | |
| 11/09 | CHI | 0 | 1 | 0 | 1 | 2 | 6 | 9 | 14 | 1 | 30 | 0-5 (0.0) | 5-13 | A. Panarin (OT) | Crawford (27-28) | 18,704 |
| | STL | 0 | 0 | 1 | 0 | 1 | 8 | 8 | 12 | 0 | 28 | 0-3 (0.0) | 7-17 | | Allen (28-30) | |
| 12/17 | CHI | 1 | 2 | 3 | - | 6 | 11 | 14 | 11 | - | 36 | 0-3 (0.0) | 1-2 | V. Hinostroza | Darling (25-27) | 19,197 |
| | STL | 1 | 3 | 0 | - | 4 | 11 | 9 | 7 | - | 27 | 0-0 (0.0) | 3-8 | | Allen (30-35) | |
| 01/02 | CHI | 1 | 0 | 0 | - | 1 | 6 | 11 | 6 | - | 23 | 0-3 (0.0) | 4-8 | V. Tarasenko | Crawford (31-34) | 46,556 |
| | STL | 0 | 1 | 3 | - | 4 | 8 | 15 | 12 | - | 35 | 0-4 (0.0) | 3-6 | | Allen (22-23) | |
| 02/26 | STL | 1 | 1 | 0 | - | 2 | 11 | 12 | 9 | - | 32 | 1-2 (50.0) | 2-4 | A. Anisimov | Allen (38-41) | 21,961 |
| | CHI | 2 | 0 | 2 | - | 4 | 20 | 11 | 11 | - | 42 | 1-2 (50.0) | 2-4 | | Darling (30-32) | |
| TOTALS | | SCORING BY PERIOD | | | | | SHOTS BY PERIOD | | | | | PP | PIM | GOALIE (SAVES-SHOTS) | | |
| | TEAM | 1 | 2 | 3 | OT | TOT | 1 | 2 | 3 | OT | TOT | | | | | |
| | STL | 2 | 7 | 7 | 0 | 16 | 47 | 59 | 49 | 0 | 155 | 4-14 (28.6) | 19-43 | Allen (135-148) | | |
| | CHI | 5 | 4 | 5 | 1 | 15 | 49 | 48 | 52 | 1 | 150 | 2-17 (11.8) | 17-37 | Crawford (87-94), Darling (53-59) | | |

2016-17 REGULAR-SEASON STATISTICS

| BLACKHAWKS | GP | G | A | PTS | +/- | PIM | BLUES | GP | G | A | PTS | +/- | PIM |
|---------------------|----|-----|---|-----|-----|------|--------------------|----|-----|----|-----|-----|-------|
| Artemi Panarin | 5 | 2 | 5 | 7 | 4 | 7 | Vladimir Tarasenko | 5 | 4 | 2 | 6 | 1 | 0 |
| Patrick Kane | 5 | 2 | 3 | 5 | 1 | 0 | Alexander Steen | 5 | 1 | 4 | 5 | 1 | 4 |
| Marian Hossa | 4 | 1 | 3 | 4 | 1 | 2 | Alex Pietrangelo | 5 | 3 | 1 | 4 | 3 | 6 |
| Richard Panik | 5 | 1 | 2 | 3 | -1 | 0 | Patrik Berglund | 5 | 3 | 1 | 4 | -1 | 6 |
| Jonathan Toews | 5 | 1 | 2 | 3 | -1 | 4 | Kevin Shattenkirk | 5 | 1 | 2 | 3 | 0 | 2 |
| Brent Seabrook | 5 | 0 | 3 | 3 | -1 | 0 | Paul Stastny | 5 | 1 | 2 | 3 | -1 | 0 |
| Duncan Keith | 5 | 0 | 3 | 3 | -2 | 2 | Joel Edmundson | 4 | 0 | 3 | 3 | 1 | 2 |
| Marcus Kruger | 4 | 0 | 3 | 3 | 1 | 2 | Jori Lehtera | 5 | 0 | 2 | 2 | 2 | 0 |
| Brian Campbell | 5 | 1 | 0 | 1 | 0 | 2 | Robby Fabbri | 4 | 0 | 2 | 2 | 2 | 4 |
| Artem Anisimov | 5 | 1 | 0 | 1 | 0 | 2 | David Perron | 5 | 0 | 2 | 2 | -2 | 4 |
| Ryan Hartman | 5 | 1 | 0 | 1 | -1 | 6 | Kyle Brodziak | 5 | 1 | 0 | 1 | 1 | 2 |
| Michal Kempny | 4 | 1 | 0 | 1 | 1 | 2 | Scottie Upshall | 5 | 1 | 0 | 1 | -3 | 5 |
| Niklas Hjalmarsson | 3 | 1 | 0 | 1 | 0 | 0 | Magnus Paajarvi | 1 | 1 | 0 | 1 | 1 | 0 |
| Dennis Rasmussen | 3 | 1 | 0 | 1 | 0 | 0 | Jay Bouwmeester | 5 | 0 | 1 | 1 | 0 | 0 |
| Vinnie Hinostroza | 3 | 1 | 0 | 1 | -2 | 0 | Ryan Reaves | 5 | 0 | 1 | 1 | 0 | 4 |
| Tanner Kero | 2 | 1 | 0 | 1 | 1 | 0 | Jaden Schwartz | 4 | 0 | 1 | 1 | -4 | 0 |
| Trevor van Riemsdyk | 4 | 0 | 1 | 1 | 1 | 6 | Colton Parayko | 5 | 0 | 0 | 0 | -5 | 2 |
| Gustav Forsling | 3 | 0 | 1 | 1 | 2 | 0 | Dmitrij Jaskin | 4 | 0 | 0 | 0 | 1 | 0 |
| Nick Schmaltz | 3 | 0 | 1 | 1 | 0 | 0 | Carl Gunnarsson | 4 | 0 | 0 | 0 | -2 | 0 |
| Tyler Motte | 2 | 0 | 1 | 1 | 0 | 0 | Nail Yakupov | 2 | 0 | 0 | 0 | -1 | 0 |
| Andrew Desjardins | 4 | 0 | 0 | 0 | -1 | 2 | Petteri Lindbohm | 1 | 0 | 0 | 0 | 0 | 0 |
| Jordin Tootoo | 4 | 0 | 0 | 0 | -2 | 0 | Robert Bortuzzo | 1 | 0 | 0 | 0 | 0 | 0 |
| Michal Rozsival | 1 | 0 | 0 | 0 | 0 | 0 | | | | | | | |
| Tomas Jurco | 1 | 0 | 0 | 0 | 0 | 0 | | | | | | | |
| GOALTENDER | | | | | | | GOALTENDER | | | | | | |
| Corey Crawford | 3 | 176 | 7 | 94 | 87 | 2.38 | Jake Allen | 5 | 297 | 13 | 148 | 135 | 2.62 |
| Scott Darling | 2 | 119 | 6 | 59 | 53 | 3.01 | | | | | | | 2-2-1 |

LEADERSHIP

PLAYERS

2016-17

OPPONENTS

TRADITION

RECORDS

PLAYOFFS

HISTORY

MINORS

NHL

MEDIA



JON COOPER



STEVEN STAMKOS



CLUB INFORMATION

Founded: 1992-93
 Home Arena: Amalie Arena (19,092)
 Address: 401 Channelside Drive, Tampa, FL 33602
 Phone: 813-301-6500
 Fax: 813-301-1480
 Website: nhl.com/lightning
 Stanley Cups: 2004
 Vice President/General Manager: Steve Yzerman
 Head Coach: Jon Cooper
 Associate Coach: Rick Bowness
 Assistant Coaches: Brad Lauer, Todd Richards
 Goaltending Coach: Frantz Jean
 Director, Public Relations: Brian Breseman
 Manager, Public Relations (Player Relations): Trevor van Knotsenburg
 2016-17 record: 42-30-10 (94 points), 5th Atlantic Division
 2017 playoffs: DND

BROADCAST TEAMS

Television play-by-play: Rick Peckham
 Television color analyst: Brian Engblom
 Radio play-by-play: David Mishkin
 Radio color analyst: Phil Esposito

2016-17 MEETINGS

Wednesday, Nov. 22 at Tampa Bay
 Monday, Jan. 22 in Chicago

ALL-TIME FRANCHISE RECORDS

SEASON-BY-SEASON RECORD

| GP | W | L | T | OTL | | GP | W | L | T | OTL |
|-----------|---------------------|---|---|-----|---|---------|------------------|----|----|-----|
| 1992-93 | 7 | 4 | 1 | 2 | - | 2009-10 | 1 | 1 | 0 | 0 |
| 1993-94 | 2 | 1 | 1 | 0 | - | 2010-11 | 2 | 0 | 1 | 0 |
| 1994-95 | - DID NOT PLAY - | | | | | 2011-12 | 1 | 0 | 0 | 1 |
| 1995-96 | 2 | 0 | 2 | 0 | - | 2012-13 | - DID NOT PLAY - | | | |
| 1996-97 | 2 | 0 | 1 | 1 | - | 2013-14 | 2 | 0 | 0 | 2 |
| 1997-98 | 2 | 0 | 2 | 0 | - | 2014-15 | 2 | 1 | 1 | 0 |
| 1998-99 | 2 | 1 | 0 | 1 | - | 2015-16 | 2 | 1 | 1 | 0 |
| 1999-2000 | 2 | 2 | 0 | 0 | 0 | 2016-17 | 2 | 0 | 1 | 0 |
| 2000-01 | 1 | 1 | 0 | 0 | 0 | TOTALS | 40 | 17 | 12 | 5 |
| 2001-02 | 2 | 1 | 0 | 1 | 0 | | | | | 6 |
| 2002-03 | 2 | 2 | 0 | 0 | 0 | | | | | |
| 2003-04 | 1 | 0 | 1 | 0 | 0 | | | | | |
| 2004-05 | - SEASON CANCELED - | | | | | | | | | |
| 2005-06 | 1 | 0 | 0 | 0 | 1 | | | | | |
| 2006-07 | - DID NOT PLAY - | | | | | | | | | |
| 2007-08 | 1 | 1 | 0 | 0 | 0 | | | | | |
| 2008-09 | 1 | 1 | 0 | 0 | 0 | | | | | |

| DECADE | RECORD | PCT. |
|--------|--------|------|
| 1990s | 8-7-4 | .421 |
| 2000s | 7-1-1 | .700 |
| 2010s | 2-4-5 | .382 |

RECORD BY DECADE

| DECADE | RECORD | PCT. |
|--------|--------|------|
| 1990s | 8-7-4 | .421 |
| 2000s | 7-1-1 | .700 |
| 2010s | 2-4-5 | .182 |

HOME/AWAY SPLITS

| LIFETIME | GP | W | L | T | OTL | GF | GA | PTS |
|---------------|-----------|-----------|-----------|----------|----------|------------|-----------|-----------|
| Home | 20 | 12 | 5 | 2 | 1 | 59 | 42 | 27 |
| Road | 18 | 5 | 6 | 3 | 4 | 48 | 51 | 17 |
| TOTALS | 38 | 17 | 11 | 5 | 5 | 107 | 93 | 44 |

THE LAST TIME THE BLACKHAWKS...

Last Win: Oct. 24, 2015 (1-0 OT in Chicago)
 Last Home Win: Oct. 24, 2015 (1-0 OT)
 Last Road Win: Feb. 17, 2009 (5-3)
 Last Loss: March 27, 2017 (5-4 OT at Tampa Bay)
 Last Home Loss: Jan. 24, 2017 (5-2)
 Last Road Loss: March 27, 2017 (5-4 OT)
 Last Tie: Jan. 18, 2002 (2-2 at Tampa Bay)
 Last Shutout Win: Oct. 24, 2015 (1-0 OT in Chicago)
 Last Shutout Loss: Feb. 27, 2015 (4-0 at Tampa Bay)

2016-17 REGULAR-SEASON SERIES RECAP

2016-17 Blackhawks record: 0-1-0 at United Center; 0-0-1 at Tampa Bay

| DATE | TEAM | SCORING BY PERIOD | | | | SHOTS BY PERIOD | | | | PP | PIM | GWG | GOALIE (SAVES-SHOTS) | ATTN. |
|--------|------|-------------------|---|---|----|-----------------|----|----|----|----|-----|----------------------|----------------------|--------|
| | | 1 | 2 | 3 | OT | F | 1 | 2 | 3 | OT | TOT | | | |
| 01/24 | TBL | 1 | 0 | 4 | - | 5 | 10 | 12 | 14 | - | 36 | 0-2 (0.0) | 4-16 | 21,617 |
| | CHI | 1 | 1 | 0 | - | 2 | 11 | 11 | 14 | - | 36 | 0-3 (0.0) | 2-4 | |
| 05/27 | CHI | 3 | 1 | 0 | 0 | 4 | 11 | 10 | 10 | 1 | 32 | 0-3 (0.0) | 3-6 | 19,092 |
| | TBL | 1 | 3 | 0 | 1 | 5 | 9 | 14 | 3 | 4 | 30 | 2-3 (66.7) | 3-6 | |
| TOTALS | TEAM | SCORING BY PERIOD | | | | SHOTS BY PERIOD | | | | PP | PIM | GOALIE (SAVES-SHOTS) | | |
| | TEAM | 1 | 2 | 3 | OT | TOT | 1 | 2 | 3 | OT | TOT | | | |
| | TBL | 2 | 3 | 4 | 1 | 10 | 19 | 26 | 17 | 4 | 66 | 2-5 (40.0) | 7-22 | |
| | CHI | 4 | 2 | 0 | 0 | 6 | 22 | 21 | 24 | 1 | 68 | 0-6 (0.0) | 5-10 | |

2016-17 REGULAR-SEASON STATISTICS

| BLACKHAWKS | GP | G | A | PTS | +/- | PIM | LIGHTNING | GP | G | A | PTS | +/- | PIM | | |
|---------------------|----|-----|----|-----|-----|------|-----------------------|--------------------|----|-----|-----|-----|-----|------|---------|
| Artemi Panarin | 2 | 1 | 1 | 2 | 1 | 0 | Nikita Kucherov | 2 | 1 | 2 | 3 | -1 | 0 | | |
| Duncan Keith | 2 | 1 | 1 | 2 | 0 | 0 | Victor Hedman | 2 | 0 | 3 | 3 | 3 | 0 | | |
| Jonathan Toews | 2 | 1 | 1 | 2 | -2 | 2 | Alex Killorn | 2 | 0 | 3 | 3 | 3 | 4 | | |
| Richard Panik | 2 | 1 | 1 | 2 | -3 | 0 | Tyler Johnson | 1 | 2 | 0 | 2 | 2 | 0 | | |
| Nick Schmaltz | 2 | 0 | 2 | 2 | 1 | 0 | Jonathan Drouin | 2 | 2 | 0 | 2 | 0 | 0 | | |
| Patrick Kane | 2 | 1 | 0 | 1 | 1 | 0 | Anton Stralman | 2 | 1 | 1 | 2 | 3 | 0 | | |
| Tomas Jurco | 1 | 1 | 0 | 1 | 1 | 0 | Ondrej Palat | 2 | 1 | 1 | 2 | -1 | 0 | | |
| Tanner Kero | 2 | 0 | 1 | 1 | 2 | 0 | Brian Boyle | 1 | 1 | 1 | 2 | 1 | 0 | | |
| Niklas Hjalmarsson | 2 | 0 | 1 | 1 | 2 | 2 | Valtteri Filppula | 1 | 0 | 2 | 2 | 2 | 0 | | |
| Trevor van Riemsdyk | 2 | 0 | 1 | 1 | -3 | 0 | Yanni Gourde | 1 | 1 | 0 | 1 | 0 | 0 | | |
| Ryan Hartman | 1 | 0 | 1 | 1 | -3 | 2 | Nikita Nesterov | 1 | 1 | 0 | 1 | 0 | 2 | | |
| Brian Campbell | 2 | 0 | 0 | 0 | 0 | 0 | Greg McKegg | 1 | 0 | 1 | 1 | 1 | 0 | | |
| Marian Hossa | 2 | 0 | 0 | 0 | 0 | 0 | Gabriel Dumont | 2 | 0 | 0 | 0 | 1 | 0 | | |
| Andrew Desjardins | 2 | 0 | 0 | 0 | 0 | 0 | J.T. Brown | 2 | 0 | 0 | 0 | 2 | 0 | | |
| Brent Seabrook | 2 | 0 | 0 | 0 | -1 | 2 | Braydon Coburn | 2 | 0 | 0 | 0 | 0 | 0 | | |
| Michal Kempny | 1 | 0 | 0 | 0 | 1 | 2 | Vladislav Namestnikov | 2 | 0 | 0 | 0 | -1 | 0 | | |
| Vinnie Hinostroza | 1 | 0 | 0 | 0 | 0 | 0 | Jake Dotchin | 2 | 0 | 0 | 0 | -1 | 2 | | |
| Dennis Rasmussen | 1 | 0 | 0 | 0 | 0 | 0 | Andrej Sustr | 2 | 0 | 0 | 0 | -2 | 0 | | |
| Marcus Kruger | 1 | 0 | 0 | 0 | 0 | 0 | Michael Bournival | 1 | 0 | 0 | 0 | 0 | 0 | | |
| Jordin Tootoo | 1 | 0 | 0 | 0 | -1 | 0 | Luke Witkowski | 1 | 0 | 0 | 0 | 0 | 4 | | |
| John Hayden | 1 | 0 | 0 | 0 | -1 | 0 | Cedric Paquette | 1 | 0 | 0 | 0 | 0 | 10 | | |
| Artem Anisimov | 1 | 0 | 0 | 0 | -2 | 0 | Adam Erne | 1 | 0 | 0 | 0 | -1 | 0 | | |
| Johnny Oduya | 1 | 0 | 0 | 0 | -2 | 0 | Joel Vermin | 1 | 0 | 0 | 0 | -1 | 0 | | |
| | | | | | | | Brayden Point | 1 | 0 | 0 | 0 | -2 | 0 | | |
| GOALTENDER | GP | MIN | GA | SA | SV | AVG | W-L-OTL | GOALTENDER | GP | MIN | GA | SA | SV | AVG | W-L-OTL |
| Corey Crawford | 1 | 59 | 4 | 35 | 31 | 4.09 | 0-0-0 | Andrei Vasilevskiy | 2 | 118 | 6 | 65 | 59 | 3.05 | 2-0-0 |
| Scott Darling | 1 | 64 | 5 | 30 | 25 | 4.66 | 0-0-1 | Peter Budaj | 1 | 6 | 0 | 3 | 3 | 0.00 | 0-0-0 |

LEADERSHIP

PLAYERS

2016-17

OPPONENTS

TRADITION

RECORDS

PLAYOFFS

HISTORY


MINORS

NHL

MEDIA



MIKE BABCOCK



AUSTON MATTHEWS



CLUB INFORMATION

Founded: 1917-18
 Home Arena: Air Canada Centre (18,800)
 Address: 50 Bay St., Suite 500, Toronto, ON M5J 1L2
 Phone: 416-815-5700
 Fax: 416-559-9331
 Website: nhl.com/mapleleafs
 Stanley Cups: 1918, '22, '32, '42, '45, '47, '48, '49, '51, '62, '63, '64, '67
 General Manager: Lou Lamoriello
 Head Coach: Mike Babcock
 Assistant Coaches: Andrew Brewer, Jim Hillier, D.J. Smith
 Goaltending Coach: Steve Briere
 Director, Media Relations: Steve Keogh
 Senior Manager, Media Relations: Scott McNaughton
 Coordinators, Media Relations: Chris Lund, Colin McBride
 2016-17 record: 40-27-15 (95 points), 4th Atlantic Division
 2017 playoffs: Eastern Conference First Round (def. by Washington 4-2)

BROADCAST TEAMS

Television play-by-play: Bob Cole, Jim Hughson, Dave Randorf, Paul Romanuk
 Television color analyst: Craig Simpson, Greg Millen
 Radio play-by-play: Joe Bowen
 Radio color analyst: Jim Ralph

2017-18 MEETINGS

Monday, Oct. 9 at Toronto
 Wednesday, Jan. 24 in Chicago

ALL-TIME FRANCHISE RECORDS

SEASON-BY-SEASON RECORD (SINCE 1975)

| | GP | W | L | T | OTL | | GP | W | L | T | OTL |
|-----------|----|---|---|---|-----|---------------|------------|-----------------|------------|-----------|----------|
| 1975-76 | 4 | 2 | 1 | 1 | - | 2004-05 | - | SEASON CANCELED | - | | |
| 1976-77 | 4 | 2 | 1 | 1 | - | 2005-06 | - | DID NOT PLAY | - | | |
| 1977-78 | 4 | 1 | 2 | 1 | - | 2006-07 | 1 | 1 | 0 | 0 | 0 |
| 1978-79 | 4 | 2 | 1 | 1 | - | 2007-08 | 1 | 1 | 0 | 0 | 0 |
| 1979-80 | 4 | 4 | 0 | 0 | - | 2008-09 | 1 | 1 | 0 | 0 | 0 |
| 1980-81 | 4 | 1 | 2 | 1 | - | 2009-10 | 1 | 1 | 0 | 0 | 0 |
| 1981-82 | 7 | 3 | 4 | 0 | - | 2010-11 | 1 | 1 | 0 | 0 | 0 |
| 1982-83 | 8 | 6 | 1 | 1 | - | 2011-12 | 1 | 1 | 0 | 0 | 0 |
| 1983-84 | 8 | 5 | 2 | 1 | - | 2012-13 | - | DID NOT PLAY | - | | |
| 1984-85 | 8 | 6 | 1 | 1 | - | 2013-14 | 2 | 1 | 1 | 0 | 0 |
| 1985-86 | 8 | 2 | 6 | 0 | - | 2014-15 | 2 | 1 | 1 | 0 | 0 |
| 1986-87 | 8 | 4 | 4 | 0 | - | 2015-16 | 2 | 2 | 0 | 0 | 0 |
| 1987-88 | 8 | 5 | 3 | 0 | - | 2016-17 | 2 | 2 | 0 | 0 | 0 |
| 1988-89 | 8 | 3 | 3 | 2 | - | TOTALS | 647 | 265 | 286 | 96 | 0 |
| 1989-90 | 8 | 5 | 3 | 0 | - | | | | | | |
| 1990-91 | 8 | 6 | 1 | 1 | - | | | | | | |
| 1991-92 | 8 | 6 | 1 | 1 | - | | | | | | |
| 1992-93 | 7 | 5 | 1 | 1 | - | | | | | | |
| 1993-94 | 6 | 3 | 3 | 0 | - | | | | | | |
| 1994-95 | 5 | 1 | 2 | 2 | - | | | | | | |
| 1995-96 | 6 | 3 | 1 | 2 | - | | | | | | |
| 1996-97 | 5 | 2 | 3 | 0 | - | | | | | | |
| 1997-98 | 6 | 1 | 4 | 1 | - | | | | | | |
| 1998-99 | 3 | 1 | 2 | 0 | - | | | | | | |
| 1999-2000 | 3 | 2 | 1 | 0 | 0 | | | | | | |
| 2000-01 | 3 | 1 | 1 | 1 | 0 | | | | | | |
| 2001-02 | 2 | 0 | 2 | 0 | 0 | | | | | | |
| 2002-03 | 1 | 0 | 1 | 0 | 0 | | | | | | |
| 2003-04 | 1 | 1 | 0 | 0 | 0 | | | | | | |

RECORD BY DECADE

| DECADE | RECORD | PCT. |
|--------|----------|------|
| 1920s | 3-11-2 | .188 |
| 1930s | 20-28-14 | .323 |
| 1940s | 37-57-12 | .349 |
| 1950s | 48-68-24 | .343 |
| 1960s | 49-56-19 | .395 |
| 1970s | 24-12-10 | .522 |
| 1980s | 40-29-6 | .533 |
| 1990s | 30-19-8 | .526 |
| 2000s | 6-4-1-0 | .545 |
| 2010s | 8-2-0 | .800 |

HOME/AWAY SPLITS

| LIFETIME | GP | W | L | T | OTL | GF | GA | PTS |
|---------------|------------|------------|------------|-----------|----------|--------------|--------------|------------|
| Home | 325 | 163 | 120 | 42 | 0 | 997 | 845 | 368 |
| Road | 322 | 102 | 166 | 54 | 0 | 848 | 1,094 | 258 |
| TOTALS | 647 | 265 | 286 | 96 | 0 | 1,845 | 1,939 | 626 |

THE LAST TIME THE BLACKHAWKS...

Last Win: March 18, 2017 (2-1 OT at Toronto)
 Last Home Win: Oct. 22, 2016 (5-4 SO)
 Last Road Win: March 18, 2017 (2-1 OT)
 Last Loss: Nov. 1, 2014 (3-2 at Toronto)
 Last Home Loss: Feb. 12, 2003 (3-1)
 Last Road Loss: Nov. 1, 2014 (3-2)
 Last Tie: Nov. 11, 2000 (3-3 at Toronto)
 Last Shutout Win: Dec. 21, 2014 (4-0 in Chicago)
 Last Shutout Loss: April 6, 2001 (1-0 in Chicago)

2016-17 REGULAR-SEASON SERIES RECAP

2016-17 Blackhawks record: 1-0-0 at United Center; 1-0-0 at Toronto

| DATE | TEAM | SCORING BY PERIOD | | | | | SHOTS BY PERIOD | | | | PP | PIM | GWG | GOALIE (SAVES-SHOTS) | ATTN. |
|---------------|------|-------------------|---|---|----|-----|-----------------|----|----|----|----|------------|----------------------|-----------------------------------|--------|
| | | 1 | 2 | 3 | OT | F | 1 | 2 | 3 | OT | | | | | |
| 10/22 | TOR | 1 | 2 | 1 | 0 | 4 | 9 | 11 | 13 | 1 | 34 | 1-2 (50.0) | 6-12 | Andersen (31-35) | |
| | CHI | 1 | 1 | 2 | 0 | 5 | 5 | 12 | 13 | 5 | 35 | 0-6 (0.0) | 2-4 | Darling (30-34) | 21,735 |
| 05/18 | CHI | 0 | 1 | 0 | 1 | 2 | 13 | 12 | 11 | 3 | 39 | 0-0 (0.0) | 1-2 | Crawford (25-26) | |
| | TOR | 1 | 0 | 0 | 0 | 1 | 8 | 7 | 10 | 1 | 26 | 0-1 (0.0) | 0-0 | Andersen (37-39) | 19,505 |
| TOTALS | | | | | | | | | | | | | | | |
| TEAM | | SCORING BY PERIOD | | | | | SHOTS BY PERIOD | | | | PP | PIM | GOALIE (SAVES-SHOTS) | | |
| | | 1 | 2 | 3 | OT | TOT | 1 | 2 | 3 | OT | | | | | |
| TOR | | 2 | 2 | 1 | 0 | 5 | 17 | 18 | 23 | 2 | 60 | 1-3 (33.3) | 6-12 | Andersen (68-74) | |
| CHI | | 1 | 2 | 2 | 1 | 6 | 18 | 24 | 24 | 8 | 74 | 0-6 (0.0) | 3-6 | Crawford (25-26), Darling (30-34) | |

2016-17 REGULAR-SEASON STATISTICS

| BLACKHAWKS | | | | | | | MAPLE LEAFS | | | | | | | |
|---------------------|-----|----|-----|-----|------|---------|--------------------|-----|-----|-----|-----|-----|---------|-------|
| GP | G | A | PTS | +/- | PIM | | GP | G | A | PTS | +/- | PIM | | |
| Brian Campbell | 2 | 0 | 3 | 3 | 4 | 0 | William Nylander | 2 | 2 | 1 | 3 | 1 | 0 | |
| Artemi Panarin | 2 | 0 | 3 | 3 | 3 | 0 | Auston Matthews | 2 | 1 | 2 | 3 | 0 | 0 | |
| Artem Anisimov | 1 | 2 | 0 | 2 | 2 | 0 | Tyler Bozak | 2 | 1 | 0 | 1 | 1 | 0 | |
| Duncan Keith | 2 | 0 | 2 | 2 | 3 | 0 | James van Riemsdyk | 2 | 1 | 0 | 1 | 1 | 2 | |
| Richard Panik | 2 | 1 | 0 | 1 | 3 | 0 | Mitch Marner | 2 | 0 | 1 | 1 | 1 | 2 | |
| Ryan Hartman | 2 | 1 | 0 | 1 | -2 | 0 | Zach Hyman | 2 | 0 | 1 | 1 | 0 | 0 | |
| John Hayden | 1 | 1 | 0 | 1 | 1 | 0 | Jake Gardiner | 2 | 0 | 1 | 1 | 0 | 0 | |
| Tyler Motte | 1 | 1 | 0 | 1 | 1 | 0 | Nikita Zaitsev | 2 | 0 | 1 | 1 | -2 | 0 | |
| Patrick Kane | 2 | 0 | 1 | 1 | 3 | 0 | Roman Polak | 2 | 0 | 0 | 0 | 1 | 2 | |
| Jonathan Toews | 2 | 0 | 1 | 1 | 2 | 0 | Matt Martin | 2 | 0 | 0 | 0 | 0 | 0 | |
| Brent Seabrook | 2 | 0 | 1 | 1 | 0 | 0 | Matt Hunwick | 2 | 0 | 0 | 0 | -1 | 0 | |
| Jordin Tootoo | 2 | 0 | 0 | 0 | 0 | 0 | Connor Brown | 2 | 0 | 0 | 0 | -1 | 0 | |
| Nick Schmaltz | 2 | 0 | 0 | 0 | -1 | 0 | Morgan Rielly | 2 | 0 | 0 | 0 | -2 | 0 | |
| Niklas Hjalmarsson | 2 | 0 | 0 | 0 | -2 | 2 | Leo Komarov | 2 | 0 | 0 | 0 | -3 | 0 | |
| Marcus Kruger | 2 | 0 | 0 | 0 | -2 | 2 | Nazem Kadri | 2 | 0 | 0 | 0 | -3 | 2 | |
| Tanner Kero | 1 | 0 | 0 | 0 | 0 | 0 | Alexey Marchenko | 1 | 0 | 0 | 0 | 1 | 0 | |
| Michal Kempny | 1 | 0 | 0 | 0 | 0 | 0 | Brian Boyle | 1 | 0 | 0 | 0 | 0 | 0 | |
| Andrew Desjardins | 1 | 0 | 0 | 0 | 0 | 0 | Nikita Soshnikov | 1 | 0 | 0 | 0 | 0 | 0 | |
| Trevor van Riemsdyk | 1 | 0 | 0 | 0 | 0 | 0 | Connor Carrick | 1 | 0 | 0 | 0 | 0 | 2 | |
| Johnny Oduya | 1 | 0 | 0 | 0 | 0 | 2 | Peter Holland | 1 | 0 | 0 | 0 | 0 | 2 | |
| Dennis Rasmussen | 1 | 0 | 0 | 0 | -1 | 0 | Milan Michalek | 1 | 0 | 0 | 0 | -2 | 0 | |
| Marian Hossa | 1 | 0 | 0 | 0 | -1 | 0 | | | | | | | | |
| Tomas Jurco | 1 | 0 | 0 | 0 | -1 | 0 | | | | | | | | |
| Gustav Forsling | 1 | 0 | 0 | 0 | -2 | 0 | | | | | | | | |
| GOALTENDER | | | | | | | GOALTENDER | | | | | | | |
| GP | MIN | GA | SA | SV | AVG | W-L-OTL | GP | MIN | GA | SA | SV | AVG | W-L-OTL | |
| Corey Crawford | 1 | 65 | 1 | 26 | 0.93 | 1-0-0 | Frederik Andersen | 2 | 129 | 6 | 74 | 68 | 2.79 | 0-0-2 |
| Scott Darling | 1 | 64 | 4 | 34 | 3.73 | 1-0-0 | | | | | | | | |

LEADERSHIP

PLAYERS

2016-17

OPPONENTS

TRADITION

RECORDS

PLAYOFFS

HISTORY

MINORS

NHL

MEDIA



TRAVIS GREEN



HENRIK SEDIN



CLUB INFORMATION

Founded: 1970-71
 Home Arena: Rogers Arena (18,865)
 Address: 89 W. Georgia St., Vancouver, BC V6B 0N8
 Phone: 604-899-7400
 Fax: 604-899-4640
 Website: nhl.com/canucks
 Stanley Cups: none
 General Manager: Jim Benning
 Head Coach: Travis Green
 Assistant Coaches: Nolan Baumgartner, Newell Brown, Doug Jarvis, Manny Malhotra
 Assistant Coach, Video: Ben Cooper
 Goaltending Coach: Dan Cloutier
 Vice President, Communications/Community Partnerships: Chris Brumwell
 Director, Media Relations/Team Operations: Ben Brown
 Manager, Media Relations/Publications: Stephanie Maniago
 Coordinator, Media Relations: Alfred De Vera
 2016-17 record: 30-43-9 (69 points), 7th Pacific Division
 2017 playoffs: DNP

BROADCAST TEAMS

Television play-by-play: John Shorthouse
 Television color analyst: John Garrett
 Radio play-by-play: Jon Abbott, John Shorthouse
 Radio color analyst: Dave Tomlinson

2017-18 MEETINGS

Thursday, Dec. 28 at Vancouver
 Thursday, Feb. 1 at Vancouver
 Thursday, March 22 in Chicago

ALL-TIME FRANCHISE RECORDS

SEASON-BY-SEASON RECORD (SINCE 1975)

| | GP | W | L | T | OTL | | GP | W | L | T | OTL |
|-----------|----|---|---|---|-----|---------------|---------------------|-------------|-----------|-----------|-----------|
| 1975-76 | 6 | 4 | 1 | 1 | - | 2001-02 | 4 | 2 | 1 | 1 | 0 |
| 1976-77 | 6 | 1 | 4 | 1 | - | 2002-03 | 4 | 1 | 3 | 0 | 0 |
| 1977-78 | 6 | 2 | 3 | 1 | - | 2003-04 | 4 | 1 | 1 | 0 | 2 |
| 1978-79 | 8 | 1 | 3 | 4 | - | 2004-05 | - SEASON CANCELED - | | | | |
| 1979-80 | 4 | 1 | 1 | 2 | - | 2005-06 | 4 | 0 | 3 | 0 | 1 |
| 1980-81 | 4 | 2 | 2 | 0 | - | 2006-07 | 4 | 1 | 2 | 0 | 1 |
| 1981-82 | 3 | 1 | 2 | 0 | - | 2007-08 | 4 | 1 | 2 | 0 | 1 |
| 1982-83 | 3 | 0 | 1 | 2 | - | 2008-09 | 4 | 2 | 2 | 0 | 0 |
| 1983-84 | 3 | 2 | 1 | 0 | - | 2009-10 | 4 | 2 | 2 | 0 | 0 |
| 1984-85 | 3 | 2 | 1 | 0 | - | 2010-11 | 4 | 2 | 2 | 0 | 0 |
| 1985-86 | 3 | 3 | 0 | 0 | - | 2011-12 | 4 | 2 | 1 | 0 | 1 |
| 1986-87 | 3 | 1 | 1 | 1 | - | 2012-13 | 3 | 1 | 1 | 0 | 1 |
| 1987-88 | 3 | 2 | 1 | 0 | - | 2013-14 | 3 | 2 | 0 | 0 | 1 |
| 1988-89 | 3 | 1 | 2 | 0 | - | 2014-15 | 3 | 1 | 1 | 0 | 1 |
| 1989-90 | 3 | 2 | 1 | 0 | - | 2015-16 | 3 | 2 | 1 | 0 | 0 |
| 1990-91 | 3 | 2 | 1 | 0 | - | 2016-17 | 3 | 2 | 0 | 0 | 1 |
| 1991-92 | 3 | 1 | 2 | 0 | - | TOTALS | 186 | 87 | 67 | 22 | 10 |
| 1992-93 | 4 | 2 | 1 | 1 | - | | | | | | |
| 1993-94 | 4 | 1 | 3 | 0 | - | | | | | | |
| 1994-95 | 4 | 4 | 0 | 0 | - | | | | | | |
| 1995-96 | 4 | 2 | 1 | 1 | - | DECADE | RECORD | PCT. | | | |
| 1996-97 | 4 | 0 | 2 | 2 | - | 1970s | 26-19-13 | .448 | | | |
| 1997-98 | 4 | 4 | 0 | 0 | - | 1980s | 16-12-3 | .516 | | | |
| 1998-99 | 4 | 2 | 1 | 1 | - | 1990s | 20-13-5 | .526 | | | |
| 1999-2000 | 4 | 2 | 2 | 0 | 0 | 2000s | 13-17-1-5 | .361 | | | |
| 2000-01 | 4 | 3 | 1 | 0 | 0 | 2010s | 12-6-5 | .522 | | | |

HOME/AWAY SPLITS

| LIFETIME | GP | W | L | T | OTL | GF | GA | PTS |
|---------------|------------|-----------|-----------|-----------|-----------|------------|------------|------------|
| Home | 92 | 56 | 23 | 7 | 6 | 321 | 222 | 125 |
| Road | 94 | 31 | 44 | 15 | 4 | 264 | 277 | 81 |
| TOTALS | 186 | 87 | 67 | 22 | 10 | 585 | 499 | 206 |

THE LAST TIME THE BLACKHAWKS...

Last Win: Jan. 22, 2017 (4-2 in Chicago)
 Last Home Win: Jan. 22, 2017 (4-2)
 Last Road Win: Nov. 19, 2016 (4-3 OT)
 Last Loss: March 21, 2017 (5-4 OT in Chicago)
 Last Home Loss: March 21, 2017 (5-4 OT)
 Last Road Loss: Nov. 21, 2015 (6-3)
 Last Tie: Nov. 28, 2001 (3-3 in Chicago)
 Last Shutout Win: Dec. 13, 2015 (4-0 in Chicago)
 Last Shutout Loss: Dec. 3, 2010 (3-0 in Chicago)

2016-17 REGULAR-SEASON SERIES RECAP

2016-17 Blackhawks record: 1-0-1 at United Center; 1-0-0 at Vancouver

| DATE | TEAM | SCORING BY PERIOD | | | | | SHOTS BY PERIOD | | | | | PP | PIM | GWG | GOALIE (SAVES-SHOTS) | ATTN. |
|--------|------|-------------------|---|---|----|-----|-----------------|----|----|----|-----|-------------|-------|-----------------------------------|--------------------------------|--------|
| | | 1 | 2 | 3 | OT | F | 1 | 2 | 3 | OT | TOT | | | | | |
| 11/19 | CHI | 0 | 0 | 3 | 1 | 4 | 7 | 4 | 17 | 4 | 32 | 0-3 (0.0) | 2-4 | M. Hossa (OT) | Darling (24-27) | 18,865 |
| | VAN | 1 | 2 | 0 | 0 | 3 | 10 | 9 | 3 | 5 | 27 | 1-2 (50.0) | 3-6 | | Markstrom (28-32) | |
| 01/22 | VAN | 0 | 0 | 2 | - | 2 | 9 | 8 | 11 | - | 28 | 1-3 (33.3) | 1-2 | J. Toews | Miller (31-34) | 21,689 |
| | CHI | 2 | 0 | 2 | - | 4 | 18 | 4 | 13 | - | 35 | 0-4 (0.0) | 3-6 | | Crawford (26-28) | |
| 03/21 | VAN | 1 | 2 | 1 | 1 | 5 | 3 | 5 | 6 | 1 | 15 | 1-2 (50.0) | 6-12 | D. Sedin (OT) | Miller (40-44) | 21,607 |
| | CHI | 0 | 1 | 3 | 0 | 4 | 7 | 14 | 19 | 4 | 44 | 2-6 (33.3) | 2-4 | | Crawford (6-10), Darling (4-5) | |
| TOTALS | | SCORING BY PERIOD | | | | | SHOTS BY PERIOD | | | | | PP | PIM | GOALIE (SAVES-SHOTS) | | |
| | TEAM | 1 | 2 | 3 | OT | TOT | 1 | 2 | 3 | OT | TOT | | | | | |
| | VAN | 2 | 4 | 3 | 1 | 10 | 22 | 22 | 20 | 6 | 70 | 3-7 (42.9) | 10-20 | Miller (71-78), Markstrom (28-32) | | |
| | CHI | 2 | 1 | 8 | 1 | 12 | 32 | 22 | 49 | 8 | 111 | 2-10 (20.0) | 7-14 | Crawford (32-38), Darling (28-32) | | |

2016-17 REGULAR-SEASON STATISTICS

| BLACKHAWKS | GP | G | A | PTS | +/- | PIM | CANUCKS | GP | G | A | PTS | +/- | PIM | | |
|---------------------|----|-----|----|-----|-----|------|-------------------|-----------------|----|-----|-----|-----|-----|------|---------|
| Jonathan Toews | 3 | 1 | 4 | 5 | 4 | 4 | Brandon Sutter | 3 | 3 | 1 | 4 | 2 | 0 | | |
| Marian Hossa | 3 | 3 | 1 | 4 | 0 | 0 | Henrik Sedin | 3 | 1 | 3 | 4 | -3 | 2 | | |
| Ryan Hartman | 3 | 3 | 0 | 3 | 5 | 0 | Daniel Sedin | 3 | 1 | 2 | 3 | -2 | 2 | | |
| Richard Panik | 3 | 2 | 1 | 3 | 5 | 0 | Bo Horvat | 3 | 2 | 0 | 2 | -2 | 2 | | |
| Vinnie Hinostroza | 2 | 1 | 2 | 3 | 1 | 0 | Troy Stecher | 3 | 1 | 1 | 2 | -3 | 0 | | |
| Patrick Kane | 3 | 1 | 2 | 3 | -1 | 0 | Sven Baertschi | 3 | 0 | 2 | 2 | -2 | 0 | | |
| Brian Campbell | 3 | 0 | 3 | 3 | 0 | 0 | Loui Eriksson | 2 | 1 | 0 | 1 | -2 | 0 | | |
| Duncan Keith | 3 | 0 | 2 | 2 | 4 | 2 | Reid Boucher | 1 | 1 | 0 | 1 | 0 | 0 | | |
| Artemi Panarin | 3 | 1 | 0 | 1 | 0 | 0 | Jack Skille | 3 | 0 | 1 | 1 | 2 | 0 | | |
| Niklas Hjalmarsson | 3 | 0 | 1 | 1 | 2 | 0 | Jayson Megna | 3 | 0 | 1 | 1 | 2 | 2 | | |
| Brent Seabrook | 3 | 0 | 1 | 1 | -1 | 0 | Michael Chaput | 3 | 0 | 1 | 1 | -1 | 2 | | |
| Nick Schmaltz | 3 | 0 | 1 | 1 | -3 | 0 | Alexander Edler | 3 | 0 | 1 | 1 | -4 | 2 | | |
| Trevor van Riemsdyk | 2 | 0 | 1 | 1 | 3 | 2 | Ben Hutton | 2 | 0 | 1 | 1 | 1 | 2 | | |
| Michal Kempny | 2 | 0 | 1 | 1 | -1 | 2 | Chris Tanev | 2 | 0 | 1 | 1 | 0 | 0 | | |
| Tanner Kero | 2 | 0 | 0 | 0 | -1 | 0 | Alex Burrows | 2 | 0 | 1 | 1 | -1 | 0 | | |
| Dennis Rasmussen | 3 | 0 | 0 | 0 | -1 | 0 | Luca Sbisa | 3 | 0 | 0 | 0 | 2 | 0 | | |
| John Hayden | 1 | 0 | 0 | 0 | 1 | 0 | Nikita Tryamkin | 3 | 0 | 0 | 0 | 0 | 0 | | |
| Tyler Motte | 1 | 0 | 0 | 0 | -1 | 0 | Brendan Gaunce | 2 | 0 | 0 | 0 | 0 | 0 | | |
| Andrew Desjardins | 1 | 0 | 0 | 0 | 0 | 0 | Alex Biega | 2 | 0 | 0 | 0 | -1 | 2 | | |
| Marcus Kruger | 2 | 0 | 0 | 0 | -1 | 2 | Markus Granlund | 2 | 0 | 0 | 0 | -3 | 0 | | |
| Tomas Jurco | 1 | 0 | 0 | 0 | -1 | 0 | Erik Gudbranson | 1 | 0 | 0 | 0 | 0 | 0 | | |
| Artem Anisimov | 2 | 0 | 0 | 0 | 1 | 0 | Drew Shore | 1 | 0 | 0 | 0 | 0 | 0 | | |
| Johnny Oduya | 1 | 0 | 0 | 0 | -2 | 0 | Joseph Cramarossa | 1 | 0 | 0 | 0 | 0 | 2 | | |
| Michal Rozsival | 1 | 0 | 0 | 0 | 1 | 2 | | | | | | | | | |
| GOALTENDER | GP | MIN | GA | SA | SV | AVG | W-L-OTL | GOALTENDER | GP | MIN | GA | SA | SV | AVG | W-L-OTL |
| Corey Crawford | 2 | 102 | 6 | 38 | 25 | 3.52 | 1-0-0 | Ryan Miller | 2 | 122 | 7 | 78 | 71 | 3.45 | 1-1-0 |
| Scott Darling | 2 | 83 | 4 | 32 | 28 | 2.90 | 1-0-1 | Jacob Markstrom | 1 | 64 | 4 | 32 | 28 | 3.75 | 0-0-1 |

LEADERSHIP

PLAYERS

2016-17

OPPONENTS

TRADITION

RECORDS

PLAYOFFS

HISTORY

MINORS

NHL

MEDIA



BARRY TROTZ



ALEX OVECHKIN



CLUB INFORMATION

Founded: 1974-75
 Home Arena: Capital One Arena (18,506)
 Address: 627 N. Glebe Road, Suite 850, Arlington, VA 22203
 Phone: 202-266-2200
 Fax: 202-266-2360
 Website: nhl.com/capitals
 Stanley Cups: none
 Senior Vice President/General Manager: Brian MacLellan
 Head Coach: Barry Trotz
 Associate Coach: Todd Reiden
 Assistant Coaches: Blaine Forsythe, Lane Lambert
 Head Goaltending Coach: Mitch Korn
 Vice President, Communications: Sergey Kocharov
 Manager, Media Relations: Tommy Chalk
 Manager, Communications and Publicity: Megan Eichenberg
 2016-17 record: 55-19-8 (118 points), 1st Metropolitan Division
 2017 playoffs: Eastern Conference Second Round (def. by Pittsburgh 4-3)

BROADCAST TEAMS

Television play-by-play: Joe Beninati
 Television color analyst: Craig Laughlin
 Radio play-by-play: John Walton
 Radio color analyst: Ken Sabourin

2017-18 MEETINGS

Wednesday, Dec. 6 at Washington
 Saturday, Feb. 17 in Chicago

ALL-TIME FRANCHISE RECORDS

SEASON-BY-SEASON RECORD (SINCE 1975)

| | GP | W | L | T | OTL | | GP | W | L | T | OTL |
|-----------|----|---|---|---|-----|-------------------------|---------------|-----------------|-----------|-----------|----------|
| 1975-76 | 4 | 2 | 2 | 0 | - | 2001-02 | 1 | 0 | 1 | 0 | 0 |
| 1976-77 | 4 | 2 | 1 | 1 | - | 2002-03 | 1 | 0 | 0 | 1 | 0 |
| 1977-78 | 4 | 3 | 0 | 1 | - | 2003-04 | 2 | 1 | 1 | 0 | 0 |
| 1978-79 | 4 | 2 | 1 | 1 | - | 2004-05 | - | SEASON CANCELED | - | - | - |
| 1979-80 | 4 | 2 | 2 | 0 | - | 2005-06 | 1 | 1 | 0 | 0 | 0 |
| 1980-81 | 4 | 1 | 1 | 2 | - | 2006-07 | - | DID NOT PLAY | - | - | - |
| 1981-82 | 3 | 2 | 1 | 0 | - | 2007-08 | 1 | 1 | 0 | 0 | 0 |
| 1982-83 | 3 | 0 | 2 | 1 | - | 2008-09 | 1 | 0 | 1 | 0 | 0 |
| 1983-84 | 3 | 1 | 1 | 1 | - | 2009-10 | 1 | 0 | 0 | 0 | 1 |
| 1984-85 | 3 | 0 | 3 | 0 | - | 2010-11 | 1 | 0 | 0 | 0 | 1 |
| 1985-86 | 3 | 1 | 2 | 0 | - | 2011-12 | 1 | 1 | 0 | 0 | 0 |
| 1986-87 | 3 | 1 | 1 | 1 | - | 2012-13 | - | DID NOT PLAY | - | - | - |
| 1987-88 | 3 | 1 | 2 | 0 | - | 2013-14 | 2 | 1 | 1 | 0 | 0 |
| 1988-89 | 3 | 1 | 2 | 0 | - | 2014-15 | 2 | 0 | 2 | 0 | 0 |
| 1989-90 | 3 | 2 | 1 | 0 | - | 2015-16 | 2 | 1 | 1 | 0 | 0 |
| 1990-91 | 3 | 3 | 0 | 0 | - | 2016-17 | 2 | 0 | 1 | 0 | 1 |
| 1991-92 | 2 | 2 | 0 | 0 | - | TOTALS | 95 | 42 | 39 | 11 | 3 |
| 1992-93 | 3 | 1 | 1 | 1 | - | | | | | | |
| 1993-94 | 2 | 0 | 2 | 0 | - | | | | | | |
| 1994-95 | - | - | - | - | - | RECORD BY DECADE | | | | | |
| 1995-96 | 2 | 1 | 1 | 0 | - | DECADE | RECORD | PCT. | | | |
| 1996-97 | 2 | 2 | 0 | 0 | - | 1970s | 14-7-3 | .583 | | | |
| 1997-98 | 2 | 0 | 2 | 0 | - | 1980s | 10-16-5 | .323 | | | |
| 1998-99 | 2 | 1 | 1 | 0 | - | 1990s | 10-8-2 | .500 | | | |
| 1999-2000 | 2 | 0 | 1 | 1 | 0 | 2000s | 5-3-1-1 | .500 | | | |
| 2000-01 | 2 | 2 | 0 | 0 | 0 | 2010s | 3-5-2 | .300 | | | |

HOME/AWAY SPLITS

| LIFETIME | GP | W | L | T | OTL | GF | GA | PTS |
|----------|----|----|----|----|-----|-----|-----|-----|
| Home | 47 | 26 | 13 | 6 | 2 | 177 | 138 | 60 |
| Road | 48 | 16 | 26 | 5 | 1 | 139 | 173 | 38 |
| TOTALS | 95 | 42 | 39 | 11 | 3 | 316 | 311 | 98 |

THE LAST TIME THE BLACKHAWKS...

Last Win: Feb. 28, 2016 (3-2 in Chicago)
 Last Home Win: Feb. 28, 2016 (3-2)
 Last Road Win: Jan. 10, 2006 (4-3 OT)
 Last Loss: Jan. 13, 2017 (6-0 at Washington)
 Last Home Loss: Nov. 11, 2016 (3-2 OT)
 Last Road Loss: Jan. 11, 2017 (6-0)
 Last Tie: Nov. 15, 2002 (2-2 in Chicago)
 Last Shutout Win: March 19, 2008 (5-0 in Chicago)
 Last Shutout Loss: Jan. 13, 2017 (6-0 at Washington)

2016-17 REGULAR-SEASON SERIES RECAP

2016-17 Blackhawks record: 0-0-1 at United Center; 0-1-0 at Washington

| DATE | TEAM | SCORING BY PERIOD | | | | SHOTS BY PERIOD | | | | TOT | PP | PIM | GWG | GOALIE (SAVES-SHOTS) | ATTN. |
|--------|------|-------------------|---|---|----|-----------------|-----------------|----|----|-----|-----|------------|-----|---------------------------------|--------|
| | | 1 | 2 | 3 | OT | F | 1 | 2 | 3 | OT | | | | | |
| 11/11 | WSH | 2 | 0 | 0 | 1 | 3 | 8 | 13 | 6 | 1 | 28 | 0-0 (0.0) | 2-4 | M. Johansson (OT) | 22,075 |
| | CHI | 1 | 0 | 1 | 0 | 2 | 13 | 8 | 13 | 0 | 34 | 1-2 (50.0) | 0-0 | Crawford (24-27), Darling (1-1) | |
| 01/13 | CHI | 0 | 0 | 0 | - | 0 | 5 | 12 | 7 | - | 24 | 0-2 (0.0) | 0-0 | Crawford (25-30), Darling (3-4) | 18,506 |
| | WSH | 3 | 1 | 2 | - | 6 | 14 | 10 | 10 | - | 34 | 0-0 (0.0) | 2-4 | J. Beagle | |
| TOTALS | | SCORING BY PERIOD | | | | | SHOTS BY PERIOD | | | | | | | GOALIE (SAVES-SHOTS) | |
| | TEAM | 1 | 2 | 3 | OT | TOT | 1 | 2 | 3 | OT | TOT | PP | PIM | | |
| | WSH | 5 | 1 | 2 | 1 | 9 | 22 | 23 | 16 | 1 | 62 | 0-0 (0.0) | 4-8 | Holtby (56-58) | |
| | CHI | 1 | 0 | 1 | 0 | 2 | 18 | 20 | 20 | - | 58 | 1-4 (25.0) | 0-0 | Crawford (49-57), Darling (4-5) | |

2016-17 REGULAR-SEASON STATISTICS

| BLACKHAWKS | GP | G | A | PTS | +/- | PIM | CAPITALS | GP | G | A | PTS | +/- | PIM |
|---------------------|----|---|---|-----|-----|-----|-------------------|----|---|---|-----|-----|-----|
| Marian Hossa | 2 | 1 | 1 | 2 | -1 | 0 | Jay Beagle | 2 | 4 | 0 | 4 | 4 | 0 |
| Brian Campbell | 2 | 1 | 0 | 1 | -4 | 0 | T.J. Oshie | 2 | 1 | 2 | 3 | 4 | 0 |
| Artemi Panarin | 2 | 0 | 1 | 1 | -1 | 0 | Tom Wilson | 2 | 1 | 2 | 3 | 2 | 0 |
| Duncan Keith | 2 | 0 | 1 | 1 | -1 | 0 | Nicklas Backstrom | 2 | 1 | 1 | 2 | 2 | 0 |
| Gustav Forsling | 1 | 0 | 1 | 1 | -1 | 0 | John Carlson | 2 | 0 | 2 | 2 | 3 | 0 |
| Richard Panik | 2 | 0 | 0 | 0 | -1 | 0 | Daniel Winnik | 2 | 0 | 2 | 2 | 3 | 0 |
| Ryan Hartman | 2 | 0 | 0 | 0 | -1 | 0 | Lars Eller | 2 | 0 | 2 | 2 | 1 | 2 |
| Andrew Desjardins | 2 | 0 | 0 | 0 | -2 | 0 | Nate Schmidt | 1 | 0 | 2 | 2 | 3 | 2 |
| Brent Seabrook | 2 | 0 | 0 | 0 | -2 | 0 | Marcus Johansson | 2 | 1 | 0 | 1 | 0 | 0 |
| Niklas Hjalmarsson | 2 | 0 | 0 | 0 | -2 | 0 | Brett Connolly | 1 | 1 | 0 | 1 | 1 | 2 |
| Dennis Rasmussen | 2 | 0 | 0 | 0 | -2 | 0 | Dmitry Orlov | 2 | 0 | 1 | 1 | 3 | 0 |
| Jordin Tootoo | 2 | 0 | 0 | 0 | -2 | 0 | Matt Niskanen | 2 | 0 | 1 | 1 | 2 | 0 |
| Jonathan Toews | 2 | 0 | 0 | 0 | -3 | 0 | Alex Ovechkin | 2 | 0 | 1 | 1 | 2 | 0 |
| Patrick Kane | 2 | 0 | 0 | 0 | -3 | 0 | Andre Burakovsky | 2 | 0 | 1 | 1 | 1 | 0 |
| Vinnie Hinostroza | 2 | 0 | 0 | 0 | -3 | 0 | Karl Alzner | 2 | 0 | 0 | 0 | 4 | 0 |
| Marcus Kruger | 1 | 0 | 0 | 0 | 0 | 0 | Brooks Orpik | 2 | 0 | 0 | 0 | 1 | 0 |
| Michal Kempny | 1 | 0 | 0 | 0 | 0 | 0 | Justin Williams | 2 | 0 | 0 | 0 | 0 | 0 |
| Artem Anisimov | 1 | 0 | 0 | 0 | -1 | 0 | Evgeny Kuznetsov | 2 | 0 | 0 | 0 | 0 | 2 |
| Nick Schmaltz | 1 | 0 | 0 | 0 | -1 | 0 | Zach Sanford | 1 | 0 | 0 | 0 | 1 | 0 |
| Tanner Kero | 1 | 0 | 0 | 0 | -1 | 0 | Taylor Chorney | 1 | 0 | 0 | 0 | 0 | 0 |
| Michal Rozsival | 1 | 0 | 0 | 0 | -2 | 0 | | | | | | | |
| Trevor van Riemsdyk | 1 | 0 | 0 | 0 | -3 | 0 | | | | | | | |
| | | | | | | | | | | | | | |
| | | | | | | | | | | | | | |
| | | | | | | | | | | | | | |
| | | | | | | | | | | | | | |
| | | | | | | | | | | | | | |
| | | | | | | | | | | | | | |
| | | | | | | | | | | | | | |
| | | | | | | | | | | | | | |
| | | | | | | | | | | | | | |
| | | | | | | | | | | | | | |
| | | | | | | | | | | | | | |
| | | | | | | | | | | | | | |
| | | | | | | | | | | | | | |
| | | | | | | | | | | | | | |
| | | | | | | | | | | | | | |
| | | | | | | | | | | | | | |
| | | | | | | | | | | | | | |
| | | | | | | | | | | | | | |
| | | | | | | | | | | | | | |
| | | | | | | | | | | | | | |
| | | | | | | | | | | | | | |
| | | | | | | | | | | | | | |
| | | | | | | | | | | | | | |
| | | | | | | | | | | | | | |
| | | | | | | | | | | | | | |
| | | | | | | | | | | | | | |
| | | | | | | | | | | | | | |
| | | | | | | | | | | | | | |
| | | | | | | | | | | | | | |
| | | | | | | | | | | | | | |
| | | | | | | | | | | | | | |
| | | | | | | | | | | | | | |
| | | | | | | | | | | | | | |
| | | | | | | | | | | | | | |
| | | | | | | | | | | | | | |
| | | | | | | | | | | | | | |
| | | | | | | | | | | | | | |
| | | | | | | | | | | | | | |
| | | | | | | | | | | | | | |
| | | | | | | | | | | | | | |
| | | | | | | | | | | | | | |
| | | | | | | | | | | | | | |
| | | | | | | | | | | | | | |
| | | | | | | | | | | | | | |
| | | | | | | | | | | | | | |
| | | | | | | | | | | | | | |
| | | | | | | | | | | | | | |
| | | | | | | | | | | | | | |
| | | | | | | | | | | | | | |
| | | | | | | | | | | | | | |
| | | | | | | | | | | | | | |
| | | | | | | | | | | | | | |
| | | | | | | | | | | | | | |
| | | | | | | | | | | | | | |
| | | | | | | | | | | | | | |
| | | | | | | | | | | | | | |
| | | | | | | | | | | | | | |
| | | | | | | | | | | | | | |
| | | | | | | | | | | | | | |
| | | | | | | | | | | | | | |
| | | | | | | | | | | | | | |
| | | | | | | | | | | | | | |
| | | | | | | | | | | | | | |
| | | | | | | | | | | | | | |

LEADERSHIP

PLAYERS

2016-17

OPPONENTS

TRADITION

RECORDS

PLAYOFFS

HISTORY


MINORS

NHL

MEDIA



PAUL MAURICE



BLAKE WHEELER



CLUB INFORMATION

Founded:1999-2000 (Atlanta), 2011-12 (Winnipeg)
 Home Arena:Bell MTS Centre (15,294)
 Address:345 Graham Ave., Winnipeg, MB R3C 5S6
 Phone:204-987-7825
 Fax:204-926-5555
 Website:nhl.com/jets
 Stanley Cups:none
 Executive Vice President/General Manager:Kevin Cheveldayoff
 Head Coach:Paul Maurice
 Assistant Coaches:Charlie Huddy, Jamie Kompon, Todd Woodcroft
 Goaltending Coach:Wade Flaherty
 Senior Director, Hockey Communications:Scott Brown
 Manager, Hockey Communications:Keegan Goodrich
 2016-17 record:40-35-7 (87 points), 5th Central Division
 2017 playoffs:DND

BROADCAST TEAMS

Television play-by-play:Dennis Beyak
 Television color analyst:Ray Ferraro, Jamie McLennan, Dave Poulin
 Radio play-by-play:Paul Edmonds
 Radio color analyst:Brian Munz

2017-18 MEETINGS

Thursday, Dec. 14.....at Winnipeg
 Friday, Jan. 12.....in Chicago
 Thursday, March 15.....at Winnipeg
 Thursday, March 29.....in Chicago
 Saturday, April 7.....at Winnipeg

ALL-TIME FRANCHISE RECORDS INCLUDES TOTALS FROM ATLANTA THRASHERS (1999-2011)

SEASON-BY-SEASON RECORD

| | GP | W | L | T | OTL |
|-----------|---------------------|---|---|---|-----|
| 1999-2000 | 1 | 1 | 0 | 0 | 0 |
| 2000-01 | 2 | 1 | 1 | 0 | 0 |
| 2001-02 | 1 | 1 | 0 | 0 | 0 |
| 2002-03 | 1 | 1 | 0 | 0 | 0 |
| 2003-04 | 1 | 0 | 1 | 0 | 0 |
| 2004-05 | - SEASON CANCELED - | | | | |
| 2005-06 | 1 | 1 | 0 | 0 | 0 |
| 2006-07 | - DID NOT PLAY - | | | | |
| 2007-08 | 1 | 0 | 1 | 0 | 0 |
| 2008-09 | 1 | 1 | 0 | 0 | 0 |
| 2009-10 | 1 | 1 | 0 | 0 | 0 |
| 2010-11 | 1 | 1 | 0 | 0 | 0 |
| 2011-12 | 1 | 1 | 0 | 0 | 0 |

| | GP | W | L | T | OTL |
|---------------|------------------|-----------|-----------|----------|----------|
| 2012-13 | - DID NOT PLAY - | | | | |
| 2013-14 | 4 | 3 | 1 | 0 | 0 |
| 2014-15 | 5 | 2 | 3 | 0 | 0 |
| 2015-16 | 5 | 4 | 1 | 0 | 0 |
| 2016-17 | 5 | 1 | 4 | 0 | 0 |
| TOTALS | 31 | 19 | 12 | 0 | 0 |

RECORD BY DECADE

| DECADE | RECORD | PCT. |
|--------|--------|-------|
| 1990s | 1-0-0 | 1.000 |
| 2000s | 6-3-0 | .677 |
| 2010s | 12-9-0 | .571 |

HOME/AWAY SPLITS

| LIFETIME | GP | W | L | T | OTL | GF | GA | PTS |
|---------------|-----------|-----------|-----------|----------|----------|-----------|-----------|-----------|
| Home | 15 | 7 | 8 | 0 | 0 | 34 | 35 | 14 |
| Road | 16 | 12 | 4 | 0 | 0 | 53 | 44 | 24 |
| TOTALS | 31 | 19 | 12 | 0 | 0 | 87 | 79 | 38 |

THE LAST TIME THE BLACKHAWKS...

Last Win:Feb. 10, 2017 (5-2 at Winnipeg)
 Last Home Win:Dec. 11, 2015 (2-0)
 Last Road Win:Feb. 10, 2017 (5-2)
 Last Loss:Jan. 26, 2017 (5-3 in Chicago)
 Last Home Loss:Jan. 26, 2017 (5-3)
 Last Road Loss:Nov. 15, 2016 (4-0)
 Last Tie:None
 Last Shutout Win:March 18, 2016 (4-0 at Winnipeg)
 Last Shutout Loss:Nov. 15, 2016 (4-0 at Winnipeg)

2016-17 REGULAR-SEASON SERIES RECAP

2016-17 Blackhawks record: 0-3-0 at United Center; 1-1-0 at Winnipeg

| DATE | TEAM | SCORING BY PERIOD | | | | SHOTS BY PERIOD | | | | TOT | PP | PIM | GWG | GOALIE (SAVES-SHOTS) | ATTN. |
|--------|------|-------------------|---|---|----|-----------------|-----------------|----|----|-----|-----|------------|-------|------------------------------------|--------|
| | | 1 | 2 | 3 | OT | F | 1 | 2 | 3 | OT | | | | | |
| 11/15 | CHI | 0 | 0 | 0 | - | 0 | 8 | 12 | 7 | - | 27 | 0-3 (0.0) | 1-2 | Crawford (18-22), Darling (2-2) | 15,294 |
| | WPG | 1 | 0 | 3 | - | 4 | 6 | 7 | 11 | - | 24 | 0-1 (0.0) | 3-6 | J. Morrissey Hellebuyck (27-27) | |
| 12/04 | WPG | 0 | 1 | 1 | - | 2 | 8 | 13 | 11 | - | 32 | 1-2 (50.0) | 3-11 | A. Copp Hellebuyck (25-26) | 21,383 |
| | CHI | 0 | 0 | 1 | - | 1 | 3 | 10 | 13 | - | 26 | 0-3 (0.0) | 3-9 | Darling (30-32) | |
| 12/27 | WPG | 2 | 0 | 1 | - | 3 | 13 | 13 | 8 | - | 34 | 0-1 (0.0) | 3-6 | M. Scheifele Hellebuyck (34-35) | 22,117 |
| | CHI | 0 | 1 | 0 | - | 1 | 13 | 12 | 10 | - | 35 | 0-3 (0.0) | 1-2 | Crawford (31-34) | |
| 01/26 | WPG | 2 | 0 | 3 | - | 5 | 8 | 12 | 13 | - | 33 | 1-5 (20.0) | 5-10 | B. Little Hellebuyck (38-41) | 21,746 |
| | CHI | 1 | 2 | 0 | - | 3 | 18 | 14 | 9 | - | 41 | 1-5 (20.0) | 5-10 | Darling (28-32) | |
| 02/10 | CHI | 1 | 1 | 3 | - | 5 | 16 | 10 | 10 | - | 36 | 0-2 (0.0) | 3-6 | D. Keith Crawford (28-30) | 15,294 |
| | WPG | 0 | 1 | 1 | - | 2 | 9 | 7 | 14 | - | 30 | 1-3 (33.3) | 2-4 | Hellebuyck (31-34) | |
| TOTALS | | SCORING BY PERIOD | | | | | SHOTS BY PERIOD | | | | | | | GOALIE (SAVES-SHOTS) | |
| | TEAM | 1 | 2 | 3 | OT | TOT | 1 | 2 | 3 | OT | TOT | PP | PIM | | |
| | WPG | 5 | 2 | 9 | - | 16 | 44 | 52 | 57 | - | 153 | 1-2 (25.0) | 16-37 | Hellebuyck (155-163) | |
| | CHI | 2 | 4 | 4 | - | 10 | 58 | 58 | 49 | - | 165 | 1-16 (6.3) | 13-29 | Crawford (77-86), Darling (60-66) | |

2016-17 REGULAR-SEASON STATISTICS

| BLACKHAWKS | GP | G | A | PTS | +/- | PIM | JETS | GP | G | A | PTS | +/- | PIM | |
|---------------------|----|-----|---|-----|-----|------|----------------------|----|-----|---|-----|-----|------|-------|
| Artemi Panarin | 5 | 2 | 3 | 5 | -3 | 0 | Bryan Little | 4 | 3 | 2 | 5 | -1 | 0 | |
| Patrick Kane | 5 | 1 | 4 | 5 | 1 | 6 | Jacob Trouba | 5 | 0 | 5 | 5 | 4 | 4 | |
| Artem Anisimov | 5 | 2 | 2 | 4 | -2 | 0 | Patrik Laine | 5 | 2 | 2 | 4 | 1 | 0 | |
| Duncan Keith | 5 | 2 | 1 | 3 | 2 | 0 | Mark Scheifele | 4 | 2 | 2 | 4 | 1 | 0 | |
| Nick Schmaltz | 3 | 1 | 1 | 2 | 1 | 0 | Nikolaj Ehlers | 5 | 0 | 4 | 4 | 2 | 0 | |
| Marian Hossa | 4 | 1 | 0 | 1 | -3 | 0 | Andrew Copp | 4 | 2 | 1 | 3 | 1 | 0 | |
| Tanner Kero | 3 | 1 | 0 | 1 | 1 | 2 | Blake Wheeler | 5 | 1 | 2 | 3 | 0 | 6 | |
| Niklas Hjalmarsson | 5 | 0 | 1 | 1 | -1 | 2 | Marko Dano | 3 | 0 | 3 | 3 | 3 | 0 | |
| Brent Seabrook | 5 | 0 | 1 | 1 | -5 | 0 | Josh Morrissey | 5 | 1 | 1 | 2 | 4 | 2 | |
| Trevor van Riemsdyk | 3 | 0 | 1 | 1 | 0 | 0 | Nic Petan | 4 | 1 | 1 | 2 | 1 | 2 | |
| Brian Campbell | 5 | 0 | 0 | 0 | 0 | 0 | Paul Postma | 5 | 0 | 2 | 2 | 2 | 2 | |
| Marcus Kruger | 5 | 0 | 0 | 0 | -1 | 2 | Dustin Byfuglien | 5 | 0 | 2 | 2 | -2 | 2 | |
| Vinnie Hinostroza | 5 | 0 | 0 | 0 | -1 | 2 | Chris Thorburn | 3 | 1 | 0 | 1 | 1 | 7 | |
| Richard Panik | 5 | 0 | 0 | 0 | -2 | 6 | Drew Stafford | 3 | 1 | 0 | 1 | 0 | 0 | |
| Jonathan Toews | 4 | 0 | 0 | 0 | 0 | 0 | Shawn Matthias | 3 | 1 | 0 | 1 | -1 | 0 | |
| Ryan Hartman | 4 | 0 | 0 | 0 | 0 | 2 | Adam Lowry | 5 | 1 | 0 | 1 | -1 | 2 | |
| Andrew Desjardins | 4 | 0 | 0 | 0 | -1 | 0 | Toby Enstrom | 5 | 0 | 1 | 1 | 1 | 8 | |
| Dennis Rasmussen | 4 | 0 | 0 | 0 | -2 | 0 | Joel Armia | 3 | 0 | 1 | 1 | -1 | 0 | |
| Michal Kempny | 4 | 0 | 0 | 0 | -2 | 2 | Ben Chiarot | 4 | 0 | 0 | 0 | 2 | 2 | |
| Gustav Forsling | 3 | 0 | 0 | 0 | -2 | 0 | Brandon Tanev | 3 | 0 | 0 | 0 | 0 | 0 | |
| Tyler Motte | 2 | 0 | 0 | 0 | -1 | 0 | Mathieu Perreault | 3 | 0 | 0 | 0 | 0 | 0 | |
| Jordin Tootoo | 2 | 0 | 0 | 0 | -1 | 5 | Alexander Burmistrov | 2 | 0 | 0 | 0 | 1 | 0 | |
| | | | | | | | Quinton Howden | 1 | 0 | 0 | 0 | 1 | 0 | |
| | | | | | | | Mark Stuart | 1 | 0 | 0 | 0 | -1 | 0 | |
| GOALTENDER | | | | | | | GOALTENDER | | | | | | | |
| Corey Crawford | 3 | 165 | 9 | 86 | 77 | 3.27 | Connor Hellebuyck | 5 | 298 | 8 | 163 | 155 | 1.61 | 4-1-0 |
| Scott Darling | 3 | 129 | 6 | 66 | 60 | 2.80 | | | | | | | | |



GERARD GALLANT



JAMES NEAL



CLUB INFORMATION

Founded: 2016-17
 Home Arena: T-Mobile Arena (17,500)
 Address: 3780 South Las Vegas Blvd., Las Vegas, NV 89158
 Phone: 702-790-2663
 Website: nhl.com/goldenknights
 Stanley Cups: none
 General Manager: George McPhee
 Head Coach: Gerard Gallant
 Assistant Coaches: Ryan Craig, Mike Kelly, Ryan McGill
 Goaltending Coach: David Prior
 Vice President, Communications and Content: Eric Tosi
 Director, Communications: Sage Sammons
 Coordinator, Public Relations: Alyssa Girardi

BROADCAST TEAMS

Television play-by-play: Dave Goucher
 Television color analyst: Shane Hnidy
 Radio play-by-play: Dan D'Uva

2017-18 MEETINGS

Tuesday, Oct. 24 at Vegas
 Friday, Jan. 5 in Chicago
 Tuesday, Feb. 13 at Vegas

LEADERSHIP

PLAYERS

2016-17

OPENMENTS

TRADITION

RECORDS

PLAYOFFS

HISTORY


MINORS

NHL

MEDIA

2017-18 CHICAGO BLACKHAWKS

TRADITION



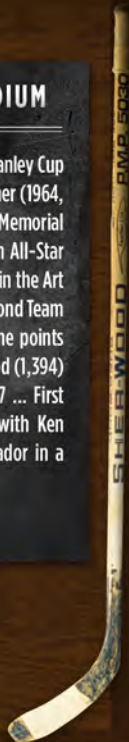


STAN MIKITA 21



SWEATER RETIRED ON OCT. 19, 1980 AT CHICAGO STADIUM

Played his entire 22-year career with the Blackhawks ... Led the Blackhawks to the 1961 Stanley Cup and paced the team in scoring throughout the playoffs ... Four-time Art Ross Trophy winner (1964, 1965, 1967, 1968) ... Two-time Hart Trophy winner (1967, 1968) ... Two-time Lady Byng Memorial Trophy winner (1967, 1968) ... Lester Patrick Trophy winner (1976) ... Six-time First Team All-Star (1962, 1963, 1964, 1966, 1967, 1968) ... Only player in National Hockey League history to win the Art Ross, Hart and Lady Byng Trophies in the same season (1966-67, 1967-68) ... Two-time Second Team All-Star (1965, 1970) ... Blackhawks all-time assists leader (926) ... Blackhawks all-time points leader (1,467) ... Second to Bobby Hull in goals (541) ... Blackhawks leader in games played (1,394) ... Hockey Hall of Fame inductee (1983) ... Blackhawks captain in 1975-76 and 1976-77 ... First Czechoslovakian-born player in the NHL ... Member of the famous "Scooter Line" with Ken Wharram and Ab McDonald, and later Doug Mohns ... Named a Blackhawks ambassador in a ceremony with Bobby Hull at the United Center on March 7, 2008.





BOBBY HULL 9



SWEATER RETIRED ON DEC. 18, 1983 AT CHICAGO STADIUM

Led the Blackhawks to the 1961 Stanley Cup ... Arguably the best left winger in National Hockey League history ... Three-time Art Ross Trophy winner (1960, 1962, 1966) ... Two-time Hart Trophy winner (1965, 1966) ... Lady Byng Trophy winner (1965) ... Led the NHL in goals scored seven times, the most in league history ... Ten-time First Team All-Star (1960, 1962, 1964-70, 1972) ... Two-time Second Team All-Star (1963, 1971) ... Lester Patrick Award winner (1969) ... Blackhawks all-time goals leader (604) ... Second to Stan Mikita in games played (1,036) ... Fourth in team history in assists (549) ... Second to Stan Mikita in points (1,153) ... 13 consecutive seasons with 30 or more goals (1959-1972) ... First player in NHL history to score more than 50 goals in a single season (1966) ... Reached the 50-goal plateau five times in his career (1961-62, 1965-66, 1966-67, 1968-69, 1971-72) ... Hockey Hall of Fame inductee (1983) ... When son, Brett, was named the Hart Trophy winner in 1991, they became the first father-son combination in NHL history to win the award ... Named a Blackhawks ambassador in a ceremony with Stan Mikita at the United Center on March 7, 2008.



NORTHLAND

LEADERSHIP

PLAYERS

2016-17

OPPONENTS

TRADITION

RECORDS

PLAYOFFS

HISTORY

MINORS

NHL

MEDIA

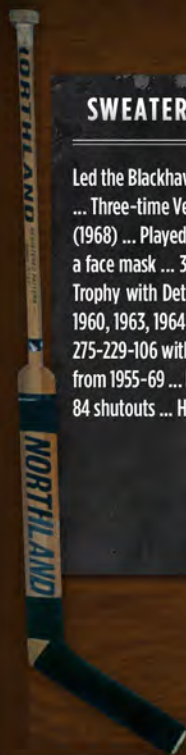


GLENN HALL 1



SWEATER RETIRED ON NOV. 20, 1988 AT CHICAGO STADIUM

Led the Blackhawks to the 1961 Stanley Cup, posting two shutouts and starting all 12 playoff games ... Three-time Vezina Trophy winner (1963, 1967, 1969) ... Conn Smythe Trophy winner with St. Louis (1968) ... Played in 503 consecutive games (a National Hockey League record), all without wearing a face mask ... 363 of those games were with the Blackhawks ... Recipient of the Calder Memorial Trophy with Detroit (1955-56) ... Seven-time First Team All-Star, five with the Blackhawks (1958, 1960, 1963, 1964, 1966) ... Three-time Second Team All-Star (1961, 1962, 1967) ... Posted a record of 275-229-106 with 51 shutouts during his time in Chicago ... Played in a record 13 NHL All-Star Games from 1955-69 ... Hockey Hall of Fame inductee (1975) ... Completed his NHL career with 407 wins and 84 shutouts ... His 407 wins are good for ninth in NHL history.



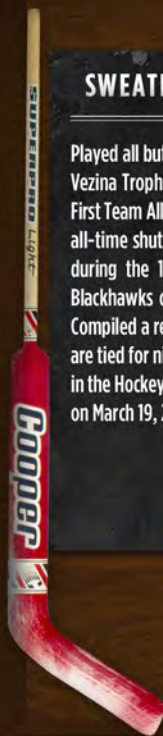


TONY ESPOSITO 35



SWEATER RETIRED ON NOV. 20, 1988 AT CHICAGO STADIUM

Played all but one of his seasons during his professional career with the Blackhawks ... Three-time Vezina Trophy winner (1970, 1972, 1974) ... Calder Memorial Trophy winner (1970) ... Three-time First Team All-Star (1970, 1972, 1980) ... Two-time Second Team All-Star (1973, 1974) ... Blackhawks all-time shutouts leader (74) ... Set a team and National Hockey League record with 15 shutouts during the 1969-70 season ... Seven consecutive seasons with 30-plus wins (1969-1976) ... Blackhawks career wins leader (418) ... Appeared in six NHL All-Star Games (1970-74, 1980) ... Compiled a record of 423-306-151, which ranks eighth in NHL history ... His 76 career shutouts also are tied for ninth in NHL history ... Hockey Hall of Fame inductee (1988) ... Joined his brother, Phil, in the Hockey Hall of Fame ... Named a Blackhawks ambassador in a ceremony at the United Center on March 19, 2008.



LEADERSHIP

PLAYERS

2016-17

OPPONENTS

TRADITION

RECORDS

PLAYOFFS

HISTORY

MINORS

NHL

MEDIA

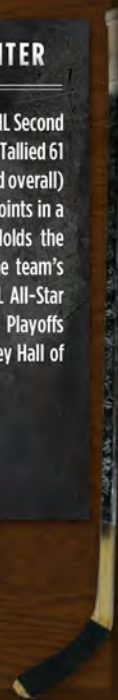


DENIS SAVARD 18



SWEATER RETIRED ON MARCH 19, 1998 AT UNITED CENTER

Played 12 seasons of his 17-year National Hockey League career with the Blackhawks ... NHL Second Team All-Star (1983) ... Fourth in team history in goals (377) and second in assists (719) ... Tallied 61 goals and 84 assists (145 points) in 131 playoff games ... Blackhawks first-round pick (third overall) in the 1980 NHL Draft ... Became the second player in team history to record 100-plus points in a season (119) in 1981-82 ... Compiled three 100-point seasons as a Blackhawk ... Holds the Blackhawks single-season assist record with 87 (1981-82 and 1987-88), as well as the team's single-season points standard (131 in 1987-88) ... Made seven appearances in the NHL All-Star Game ... His 1,338 career points are tied for 29th in NHL history ... In Stanley Cup Playoffs competition, his 175 points (66G, 109A) in 169 games ranks 16th in NHL history ... Hockey Hall of Fame inductee (2000) ... Named a Blackhawks ambassador on Nov. 13, 2008.





PIERRE PILOTE 3



SWEATER RETIRED ON NOV. 12, 2008 AT UNITED CENTER

Led the Blackhawks to the 1961 Stanley Cup, recording three goals and 12 assists in 12 playoff games ... Played all but one season of his National Hockey League career with the Blackhawks ... Three-time Norris Trophy winner (1963, 1964, 1965) ... Five-time NHL First Team All-Star (1963, 1964, 1965, 1966, 1967) ... Blackhawks captain from 1961-1968 ... Played in 376 consecutive regular-season games between 1956 and 1961 ... Ranks 10th in team history in assists (400) and 12th in games played (821) ... Earned 1,205 career penalty minutes with the Blackhawks, then a team record ... Three-time NHL Second Team All-Star (1960, 1961, 1962) ... Ranks ninth in team postseason history with 52 career assists ... Hockey Hall of Fame inductee (1975) ... Completed his career with 80 goals, 418 assists and 1,251 penalty minutes.

NORTHLAND



LEADERSHIP

PLAYERS

2016-17

OPPONENTS

TRADITION

RECORDS

PLAYOFFS

HISTORY

MINORS

NHL

MEDIA

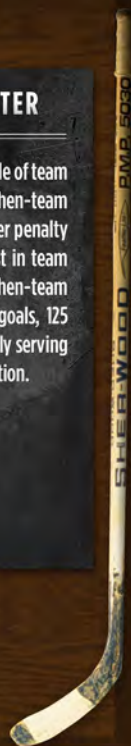


KEITH MAGNUSON 3



SWEATER RETIRED ON NOV. 12, 2008 AT UNITED CENTER

Played all 11 seasons of his National Hockey League career with the Blackhawks ... Held title of team captain for four seasons (1976-1980) ... Appeared in two NHL All-Star Games ... Set a then-team record with 213 penalty minutes in his rookie season (1971-72) ... Retired with 1,442 career penalty minutes, then a team record ... Earned a +170 career plus/minus rating, third-highest in team history ... Played in 68 career playoff games, drawing 164 penalty minutes ... Set a then-team record with 63 penalty minutes in one playoff year (1971) ... Scored 139 points (14 goals, 125 assists) in 589 career games ... Named the Blackhawks head coach in 1980 after previously serving as an assistant coach ... Co-founder and first president of the Blackhawk Alumni Association.



HEAD COACHES

| | |
|-------------------------|------------------------------------|
| PETER MULDOON | 1926-27 |
| BARNEY STANLEY | 1927-28 |
| HUGH LEHMAN | 1927-28 |
| HERB GARDINER | 1928-29 |
| TOM SHAUGHNESSY | 1929-30 |
| BILL TOBIN | 1929-30, 1931-32 |
| DICK IRVIN | 1928-29, 1930-31, 1955-56 |
| EMIL IVERSON | 1932-33 |
| GODFREY MATHESON | 1932-33 |
| TOM GORMAN | 1932-34 |
| CLEM LOUGHLIN | 1934-37 |
| BILL STEWART | 1937-39 |
| PAUL THOMPSON | 1938-45 |
| JOHN GOTTSSELIG | 1944-48 |
| CHARLES CONACHER | 1947-50 |
| EBBIE GOODFELLOW | 1950-52 |
| SID ABEL | 1952-54 |
| FRANK EDDOLLS | 1954-55 |
| TOMMY IVAN | 1956-58 |
| RUDY PILOUS | 1957-63 |
| BILLY REAY | 1963-77 |
| BILL WHITE | 1976-77 |
| BOB PULFORD | 1977-79, 1981-82, 1984-87, 1999-00 |
| EDDIE JOHNSTON | 1979-80 |
| KEITH MAGNUSON | 1980-82 |
| ORVAL TESSIER | 1982-85 |
| BOB MURDOCH | 1987-88 |
| MIKE KEENAN | 1988-92 |
| DARRYL SUTTER | 1992-95 |
| CRAIG HARTSBURG | 1995-98 |
| DIRK GRAHAM | 1998-99 |
| LORNE MOLLEKEN | 1998-2000 |
| ALPO SUHONEN | 2000-01 |
| BRIAN SUTTER | 2001-04 |
| TRENT YAWNEY | 2005-07 |
| DENIS SAVARD | 2006-08 |
| JOEL QUENNEVILLE | 2008-PRESENT |

GENERAL MANAGERS

| | |
|---------------------|--------------------------------------|
| FREDERIC McLAUGHLIN | 1926-42 |
| BILL TOBIN | 1942-54 |
| TOMMY IVAN | 1954-77 |
| BOB PULFORD | 1977-90; 1993-97; 1999-2000; 2003-05 |
| MIKE KEENAN | 1990-93 |
| BOB MURRAY | 1997-99 |
| MIKE SMITH | 2000-03 |
| DALE TALLON | 2005-09 |
| STAN BOWMAN | 2009-PRESENT |

CURRENT PLAYERS AND STAFF IN **BOLD RED**.

CAPTAINS

| | |
|-----------------------|------------------|
| DICK IRVIN | 1926-29 |
| DUKE DUTKOWSKI | 1929-30 |
| TY ARBOUR | 1930-31 |
| CY WENTWORTH | 1931-32 |
| HELGE BOSTROM | 1932-33 |
| CHARLIE GARDINER | 1933-34 |
| JOHN GOTTSSELIG | 1935-40 |
| EARL SEIBERT | 1940-42 |
| DOUG BENTLEY | 1942-44, 1949-50 |
| CLINT SMITH | 1944-45 |
| JOHN MARIUCCI | 1945-46, 1947-48 |
| RED HAMILL | 1946-47 |
| GAYE STEWART | 1948-49 |
| JACK STEWART | 1950-52 |
| BILL GADSBY | 1952-54 |
| GUS MORTSON | 1954-57 |
| ED LITZENBERGER | 1958-61 |
| PIERRE PILOTE | 1961-68 |
| PAT STAPLETON | 1969-70 |
| PIT MARTIN | 1975-77 |
| STAN MIKITA | 1975-77 |
| KEITH MAGNUSON | 1976-80 |
| TERRY RUSKOWSKI | 1979-82 |
| DARRYL SUTTER | 1982-87 |
| BOB MURRAY | 1985-86 |
| DENIS SAVARD | 1988-89 |
| DIRK GRAHAM | 1988-95 |
| CHRIS CHELIOS | 1995-99 |
| DOUG GILMOUR | 1999-2000 |
| TONY AMONTE | 2000-02 |
| ALEX ZHAMNOV | 2002-04 |
| ADRIAN AUCCOIN | 2005-07 |
| MARTIN LAPOINTE | 2005-07 |
| JONATHAN TOEWS | 2008-PRESENT |

| |
|------------------|
| LEADERSHIP |
| PLAYERS |
| 2016-17 |
| OPPONENTS |
| TRADITION |
| RECORDS |
| PLAYOFFS |
| HISTORY |
| MINORS |
| NHL |
| MEDIA |

TROPHY WINNERS

LEADERSHIP

PLAYERS

2016-17

OPPONENTS

TRADITION

RECORDS

PLAYOFFS

HISTORY

MINORS

NHL

MEDIA



ART ROSS TROPHY

SCORING LEADER

DOUG BENTLEY
1943

MAX BENTLEY
1946, 1947

ROY CONACHER
1949

BOBBY HULL
1960, 1962, 1966

STAN MIKITA
1964, 1965, 1967, 1968

PATRICK KANE
2016



HART MEMORIAL TROPHY

MOST VALUABLE PLAYER

MAX BENTLEY
1946

AL ROLLINS
1954

BOBBY HULL
1965, 1966

STAN MIKITA
1967, 1968

PATRICK KANE
2016



JAMES NORRIS TROPHY

DEFENSEMAN OF THE YEAR

PIERRE PILOTE
1963, 1964, 1965

DOUG WILSON
1982

CHRIS CHELIOS
1993, 1996

DUNCAN KEITH
2010, 2014



CALDER MEMORIAL TROPHY

ROOKIE OF THE YEAR

MIKE KARAKAS
1936

CARL DAHLSTROM
1938

ED LITZENBERGER
1955

BILL HAY
1960

TONY ESPOSITO
1970

STEVE LARMER
1983

ED BELFOUR
1991

PATRICK KANE
2008

ARTEMI PANARIN
2016

LEADERSHIP

PLAYERS

2016-17

OPPONENTS

TRADITION

RECORDS

PLAYOFFS

HISTORY

MINORS

NHL

MEDIA

TROPHY WINNERS

LEADERSHIP

PLAYERS

2016-17

OPPONENTS

TRADITION

RECORDS

PLAYOFFS

HISTORY

MINORS

NHL

MEDIA



FRANK J. SELKE TROPHY

BEST DEFENSIVE FORWARD

TROY MURRAY
1986

DIRK GRAHAM
1991

JONATHAN TOEWS
2013



GEORGES VEZINA TROPHY

MOST VALUABLE GOAL TENDER

CHARLES GARDINER
1932, 1934

LORNE CHABOT
1935

GLENN HALL
1963, 1967

DENIS DEJORDY
1967

TONY ESPOSITO
1970, 1972, 1974*

GARY SMITH
1972

ED BELFOUR
1991, 1993

*SHARED WITH PHILADELPHIA'S BERNIE PARENT



LADY BYNG MEMORIAL TROPHY

SPORTSMANSHIP AWARD

ELWIN ROMNES
1936

MAX BENTLEY
1943

CLINT SMITH
1944

BILL MOSIENKO
1945

KEN WHARRAM
1964

BOBBY HULL
1965

STAN MIKITA
1967, 1968



BILL MASTERTON TROPHY

PERSEVERANCE & DEDICATION AWARD

PIT MARTIN
1970

BRYAN BERARD
2004

LEADERSHIP

PLAYERS

2016-17

OPPONENTS

TRADITION

RECORDS

PLAYOFFS

HISTORY

MINORS

NHL

MEDIA

TROPHY WINNERS

LEADERSHIP

PLAYERS

2016-17

OPPONENTS

TRADITION

RECORDS

PLAYOFFS

HISTORY

MINORS

NHL

MEDIA



CONN SMYTHE TROPHY

PLAYOFFS MOST VALUABLE PLAYER

JONATHAN TOEWS
2010

PATRICK KANE
2013

DUNCAN KEITH
2015



WILLIAM M. JENNINGS TROPHY

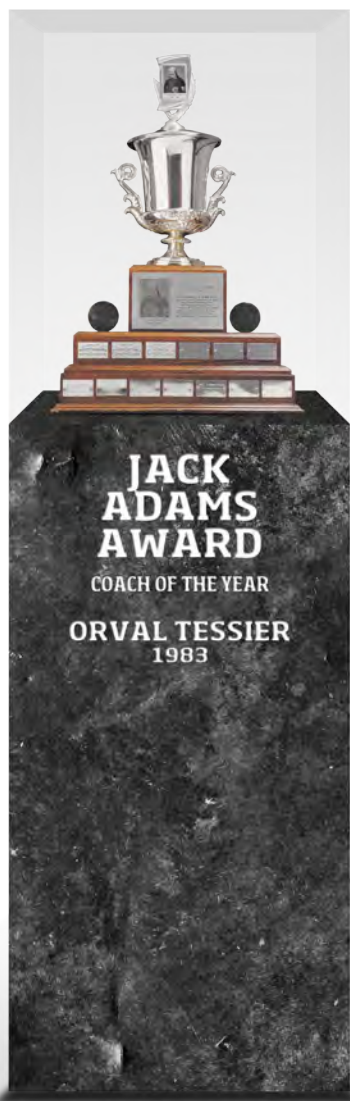
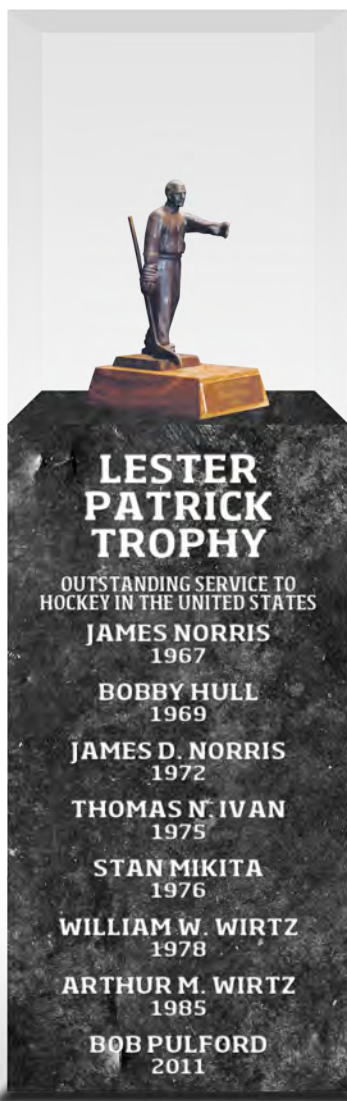
GOALTENDER ON TEAM WITH FEWEST GOALS ALLOWED

ED BELFOUR
1991, 1993, 1995

COREY CRAWFORD
2013, 2015*

RAY EMERY
2013

*SHARED WITH MONTREAL'S CAREY PRICE



| | | | | | | | | | | |
|------------|---------|---------|-----------|-----------|---------|----------|---------|--------|-----|-------|
| LEADERSHIP | PLAYERS | 2016-17 | OPPONENTS | TRADITION | RECORDS | PLAYOFFS | HISTORY | MINORS | NHL | MEDIA |
|------------|---------|---------|-----------|-----------|---------|----------|---------|--------|-----|-------|

TROPHY WINNERS

LEADERSHIP

PLAYERS

2016-17

OPPONENTS

TRADITION

RECORDS

PLAYOFFS

HISTORY

MINORS

NHL

MEDIA



NHL ALL-STAR GAME MVP

MOST VALUABLE PLAYER:
NHL ALL-STAR GAME

BOBBY HULL
1970, 1971

ERIC DAZE
2002

PATRICK SHARP
2011-



CLARENCE S. CAMPBELL BOWL

REGULAR SEASON CHAMPIONS
WEST DIVISION (1968-1974)

1971, 1972, 1973

WESTERN CONFERENCE
CHAMPIONS (1994 PRESENT)

1992, 2010
2013, 2015



| | | | | | | | | | | |
|------------|---------|---------|-----------|-----------|---------|----------|---------|--------|-----|-------|
| LEADERSHIP | PLAYERS | 2016-17 | OPPONENTS | TRADITION | RECORDS | PLAYOFFS | HISTORY | MINORS | NHL | MEDIA |
|------------|---------|---------|-----------|-----------|---------|----------|---------|--------|-----|-------|

TROPHY WINNERS

LEADERSHIP

PLAYERS

2016-17

OPPONENTS

TRADITION

RECORDS

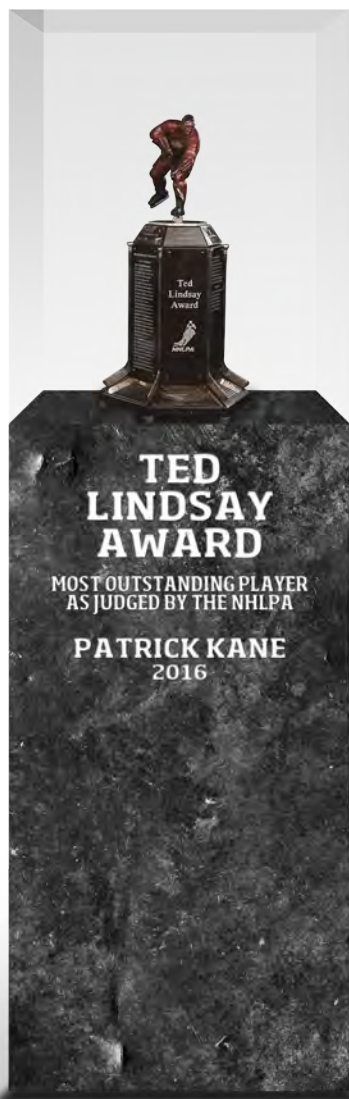
PLAYOFFS

HISTORY

MINORS

NHL

MEDIA



*National Hockey League Champions***1934****REGULAR-SEASON RECORD:** 20-17-11**PLAYOFF RECORD:** 6-1-1**QUARTERFINALS:** against the Montreal Canadiens. Chicago won total-goals series 4-3.**SEMIFINALS:** against the Montreal Maroons. Chicago won total-goals series 6-2.**FINAL:** against the Detroit Red Wings. Chicago won best-of-five series 3-1.**HEAD COACH:** Tom Gorman

ROSTER: Charlie Gardiner in goal; Clarence "Taffy" Abel, Lionel Conacher, Art Coulter, Joe Starke, Duke Dutkowsky and Roger Jenkins on defense; and forwards Elywn "Doc" Romnes, Johnny Gottselig, Harold "Mush" March, Rosario Couture, Louis Trudel, Paul Thompson, Leroy Goldsworthy, Don McFayden, Tommy Cook, John Sheppard, Bill Kendall and Jack Leswick.

NOTES:

- Stanley Cup-winning goal: Harold "Mush" March in 30:05 of overtime against Detroit, score 1-0, series win 3-1.
- Charlie Gardiner won his second Vezina Trophy with his 1.73 goals-against average. He suffered a brain hemorrhage and died at age 29 on June 13, 1934, due to brain surgery complications, just eight weeks after the team won the Stanley Cup.



LEADERSHIP

PLAYERS

2016-17

OPPONENTS

TRADITION

RECORDS

PLAYOFFS

HISTORY

MINORS

NHL

MEDIA

LEADERSHIP

PLAYERS

2016-17

OPPONENTS

TRADITION

RECORDS

PLAYOFFS

HISTORY

MINORS

NHL

MEDIA

National Hockey League Champions

1938



1938 STANLEY CUP CHAMPIONS

Top Row: Earl Seibert, Trainer Ed Smith, Paul Thompson, Pete Palangio, Art Wiebe, Cully Dalrymple
Center Row: Mike Karakas, Oscar Matson, Vic Rostogi, Bill Randall, Alex Levinsky, Don Romnes
Bottom Row: Alfie Moore, Roger Jenkins, Jack Shill, Carl Voss, Harold Dahlstrom, Harold "Mush" March, Louis Trudel, Pete Palangio

REGULAR-SEASON RECORD: 14-25-9

PLAYOFF RECORD: 7-3

QUARTERFINALS: against the Montreal Canadiens. Chicago won best-of-three series 2-1.

SEMIFINALS: against the New York Americans. Chicago won best-of-three series 2-1.

FINAL: against the Toronto Maple Leafs. Chicago won best-of-five series 3-1.


HEAD COACH: Bill Stewart

ROSTER: Mike Karakas, Paul Goodman and Alfie Moore in goal; Art Wiebe, Alex Levinsky, Harold Jackson, Bill MacKenzie, Earl Seibert, Virgil Johnson and Roger Jenkins on defense; and forwards Jack Shill, Carl Voss, Carl Dahlstrom, Harold "Mush" March, Paul Thompson, Johnny Gottselig, Elwyn "Doc" Romnes, Louis Trudel, Pete Palangio and Bert Connelly.

NOTES:


- Stanley Cup-winning goal: Carl Voss in 16:45 of second period against Toronto, score 4-1, series win 3-1.
- Alfie Moore played his one and only game as a Blackhawk on April 3, 1938, against Toronto in a Stanley Cup Playoffs game and helped the team beat the Maple Leafs 3-1.





National Hockey League Champions

1961



Front row, left to right - Glenn Hall, Ed Litzenberger, Reg Fleming, Arthur M. Wirtz (Pres.), Thomas M. Ryan (Gen. Mgr.), James O. Norris (Comm.), Rudy Pilous (Coach), Bobby Hull, Red Kelly, Dennis Chapoy
 Second row, left to right - John F. Goring (Ch. of Publicity), Eric Henderson, Clifford St. Laurent, Earl Balfour, Elmer Vasko, Ab McDonald, Al Arbour, Jack Evans, Wayne Hillman, Michael Wirtz (Sr. Pres.), Nick Green (Chairman), Murray Balfour, Pierre Prime, Chico Maki, Stan Mikita, Ron Murphy, Wayne Hicks, Ted Sloan, Kenny Wharram, Walter Humenick (Group. Mgr. and Sports Official)

REGULAR-SEASON RECORD: 29-24-17

PLAYOFF RECORD: 8-4

SEMIFINALS: against the Montreal Canadiens. Chicago won best-of-seven series 4-2.


FINAL: against the Detroit Red Wings. Chicago won best-of-seven series 4-2.

HEAD COACH: Rudy Pilous

ROSTER: Glenn Hall in goal; Pierre Pilote, Dollard St. Laurent, Jack Evans, Elmer Vasko, Al Arbour and Wayne Hillman on defense; and forwards Bobby Hull, Stan Mikita, Murray Balfour, Ken Wharram, Bill Hay, Eric Nesterenko, Ab McDonald, Ed Litzenberger, Ron Murphy, Tod Sloan, Reg Fleming, Chico Maki, Wayne Hicks and Earl Balfour.

NOTES:

- Stanley Cup-winning goal: Ab McDonald in 18:49 of second period against Detroit, score 5-1, series win 4-2.
- In Game 3 of the semifinals, Murray Balfour scored the game-winning goal on a power play at 52:12 in overtime to defeat the Montreal Canadiens 2-1. Canadiens Head Coach Hector "Toe" Blake took a swing at referee Dalton McArthur due to the outcome of the game.



| |
|------------|
| LEADERSHIP |
| PLAYERS |
| 2016-17 |
| OPPONENTS |
| TRADITION |
| RECORDS |
| PLAYOFFS |
| HISTORY |
| MINORS |
| NHL |
| MEDIA |

LEADERSHIP

PLAYERS

2016-17

OPPONENTS

TRADITION

RECORDS

PLAYOFFS

HISTORY

MINORS

NHL

MEDIA

National Hockey League Champions

2010



REGULAR-SEASON RECORD: 52-22-8

PLAYOFF RECORD: 16-6

CONF. QUARTERFINALS: against the Nashville Predators. Chicago won best-of-seven series 4-2.

CONF. SEMIFINALS: against the Vancouver Canucks. Chicago won best-of-seven series 4-2.

CONFERENCE FINAL: against the San Jose Sharks. Chicago won best-of-seven series 4-0.

FINAL: against the Philadelphia Flyers. Chicago won best-of-seven series 4-2.

HEAD COACH: Joel Quenneville

ROSTER: Antti Niemi and Cristobal Huet in goal; Duncan Keith, Brent Seabrook, Niklas Hjalmarsson, Brent Sopel, Brian Campbell, Jordan Hendry and Nick Boynton on defense; and forwards Jonathan Toews, Patrick Kane, Patrick Sharp, Dustin Byfuglien, Dave Bolland, Marian Hossa, Kris Versteeg, John Madden, Troy Brouwer, Andrew Ladd, Ben Eager, Tomas Kopecky, Adam Burish, Bryan Bickell and Colin Fraser.

NOTES:

- Stanley Cup-winning goal: Patrick Kane in 4:06 of first overtime period against Philadelphia, score 4-3, series win 4-2. The goal light at the Wachovia Center was never turned on due to the fact that the puck was wedged under the inner padding of Philadelphia's goal and was not initially seen by the linesman.
- There was one other game decided in overtime in the series, which Philadelphia won 4-3 (Game 3).



National Hockey League Champions

2013



REGULAR-SEASON RECORD: 36-7-5

PLAYOFF RECORD: 16-7

CONF. QUARTERFINALS: against the Minnesota Wild. Chicago won best-of-seven series 4-1.

CONF. SEMIFINALS: against the Detroit Red Wings. Chicago won best-of-seven series 4-3.

CONFERENCE FINAL: against the Los Angeles Kings. Chicago won best-of-seven series 4-1.

FINAL: against the Boston Bruins. Chicago won best-of-seven series 4-2.

HEAD COACH: Joel Quenneville

ROSTER: Corey Crawford and Ray Emery in goal; Duncan Keith, Brent Seabrook, Niklas Hjalmarsson, Johnny Oduya, Michal Rozsival, Nick Leddy and Sheldon Brookbank on defense; and forwards Jonathan Toews, Patrick Kane, Patrick Sharp, Bryan Bickell, Dave Bolland, Marian Hossa, Michal Handzus, Michael Frolik, Brandon Saad, Andrew Shaw, Viktor Stalberg, Marcus Kruger, Daniel Carcillo, Jamal Mayers, Brandon Bollig and Ben Smith.

NOTES:

- Stanley Cup-winning goal: Dave Bolland at 19:01 in the third period. The Blackhawks trailed Boston 2-1 until Bryan Bickell and Bolland each scored in a span of 17 seconds to secure the franchise's fifth championship.
- Three of Chicago's six overtime games occurred in the Stanley Cup Final, including a triple-overtime contest in Game 1 at the United Center. Andrew Shaw's tip-in ended the game after 112:08, marking the third-longest playoff game in franchise history at the time.



LEADERSHIP

PLAYERS

2016-17

OPPONENTS

TRADITION

RECORDS

PLAYOFFS

HISTORY

MINORS

NHL

MEDIA

LEADERSHIP

PLAYERS

2016-17

OPPONENTS

TRADITION

RECORDS

PLAYOFFS

HISTORY

MINORS

NHL

MEDIA

National Hockey League Champions

2015



REGULAR-SEASON RECORD: 48-28-6

PLAYOFF RECORD: 16-7

FIRST ROUND: against the Nashville Predators. Chicago won best-of-seven series 4-2.

SECOND ROUND: against the Minnesota Wild. Chicago won best-of-seven series 4-0.

CONFERENCE FINAL: against the Anaheim Ducks. Chicago won best-of-seven series 4-3.

FINAL: against the Tampa Bay Lightning. Chicago won best-of-seven series 4-2.

HEAD COACH: Joel Quenneville

ROSTER: Corey Crawford and Scott Darling in goal; Duncan Keith, Brent Seabrook, Niklas Hjalmarsson, Johnny Oduya, Michal Rozsival, Kimmo Timonen, David Rundblad, Kyle Cumiskey and Trevor van Riemsdyk on defense; and forwards Jonathan Toews, Patrick Kane, Patrick Sharp, Bryan Bickell, Marian Hossa, Brandon Saad, Brad Richards, Andrew Shaw, Marcus Kruger, Teuvo Teravainen, Antoine Vermette, Andrew Desjardins, Kris Versteeg, Joakim Nordstrom and Daniel Carcillo.

NOTES:

- Stanley Cup-winning goal: Duncan Keith at 17:13 in the third period. The Conn Smythe recipient netted three game-winning goals during the playoffs, including two series-clinching tallies.
- The Blackhawks contested the longest game in franchise history, outlasting Anaheim over 116:12 in Game 2 of the Western Conference Final. Marcus Kruger tallied the game-winner late in triple overtime for a 3-2 win.





HOCKEY HALL OF FAME

BCE PLACE, 30 YONGE ST., TORONTO, ONTARIO, CANADA M5E 1X8 PH: 416-360-7735

| PLAYERS | YEARS |
|---------------------|----------------|
| SID ABEL | 1952-53 |
| ED BELFOUR | 1988-97 |
| DOUG BENTLEY | 1939-52 |
| MAX BENTLEY | 1940-48 |
| GEORGES BOUCHER | 1931-32 |
| FRANK BRIMSEK | 1949-50 |
| BILLY BURCH | 1932-33 |
| CHRIS CHELIOS | 1990-99 |
| PAUL COFFEY | 1998-99 |
| ART COULTER | 1931-36 |
| CECIL "BABE" DYE | 1926-27 |
| TONY ESPOSITO | 1969-84 |
| PHIL ESPOSITO | 1963-67 |
| BILL GADSBY | 1946-54 |
| CHARLIE GARDINER | 1927-34 |
| DOUG GILMOUR | 1998-2000 |
| MICHEL GOULET | 1990-94 |
| GLENN HALL | 1957-67 |
| DOMINIK HASEK | 1990-92 |
| GEORGE HAY | 1926-27 |
| BOBBY HULL | 1957-72 |
| DICK IRVIN | 1926-29 |
| GORDON "DUKE" KEATS | 1928-29 |
| HUGH LEHMAN | 1926-28 |
| TED LINDSAY | 1957-60 |
| HARRY LUMLEY | 1951-52 |
| MICKEY MacKAY | 1926-28 |
| STAN MIKITA | 1958-80 |
| HOWIE MORENZ | 1934-36 |
| BILL MOSIENKO | 1941-55 |
| BERT OLMSTEAD | 1948-51 |
| BOBBY ORR | 1976-78 |
| PIERRE PILOTE | 1955-68 |
| DENIS SAVARD | 1980-90, 95-97 |
| EARL SEIBERT | 1936-44 |
| ALLAN STANLEY | 1954-56 |
| JACK STEWART | 1950-52 |

INDUCTED

| |
|------|
| 1969 |
| 2011 |
| 1964 |
| 1966 |
| 1960 |
| 1966 |
| 1974 |
| 2013 |
| 2004 |
| 1974 |
| 1970 |
| 1988 |
| 1984 |
| 1970 |
| 1945 |
| 2011 |
| 1998 |
| 1975 |
| 2014 |
| 1958 |
| 1983 |
| 1958 |
| 1958 |
| 1966 |
| 1980 |
| 1952 |
| 1983 |
| 1945 |
| 1965 |
| 1985 |
| 1979 |
| 1975 |
| 2000 |
| 1963 |
| 1981 |
| 1964 |

VETERANS

| |
|-----------------|
| LIONEL CONACHER |
| ROY CONACHER |
| CLINT SMITH |
| HARRY WATSON |

YEARS

| |
|---------|
| 1933-34 |
| 1947-52 |
| 1943-46 |
| 1954-57 |

INDUCTED

| |
|------|
| 1994 |
| 1998 |
| 1991 |
| 1994 |

BUILDERS

| |
|---------------------|
| AL ARBOUR |
| BILL HAY |
| THOMAS N. IVAN |
| JOHN MARIUCCI |
| FREDERIC McLAUGHLIN |
| JAMES D. NORRIS |
| JAMES E. NORRIS |
| RUDY PILOUS |
| BUD POILE |
| ARTHUR M. WIRTZ |
| WILLIAM W. WIRTZ |

INDUCTED

| |
|------|
| 1996 |
| 2015 |
| 1974 |
| 1985 |
| 1963 |
| 1962 |
| 1958 |
| 1985 |
| 1990 |
| 1971 |
| 1976 |

FOSTER HEWITT MEMORIAL AWARD

| |
|--------------|
| LLOYD PETTIT |
| PAT FOLEY |

AWARDED

| |
|------|
| 1986 |
| 2014 |

ELMER FERGUSON AWARD

| |
|-----------|
| BOB VERDI |
|-----------|

AWARDED

| |
|------|
| 2016 |
|------|

LEADERSHIP

PLAYERS

2016-17

OPPONENTS

TRADITION

RECORDS

PLAYOFFS

HISTORY

MINORS

NHL

MEDIA

HALL OF FAME INDUCTEES



UNITED STATES HOCKEY HALL OF FAME

801 HAT TRICK AVE., P.O. BOX 657, EVELETH, MN 55734 PH: 218-744-5167

PLAYERS

CLARENCE ABEL
 TONY AMONTE
 FRANK BRIMSEK
 CHRIS CHELIOS
 CARL "CULLY" DAHLSTROM
 VICTOR DESJARDINS
 VICTOR HEYLIGER
 PHIL HOUSLEY
 VIRGIL JOHNSON
 MICHAEL KARAKAS
 SAM LOPRESTI
 JOHN MARIUCCI
 EDDIE OLCZYK
 FIDO PURPUR
 JEREMY ROENICK
 DOC ROMNES
 GARY SUTER

YEARS

1929-34
 1994-02
 1949-50
 1990-99
 1937-45
 1930-31
 1937-43
 2001-03
 1937-45
 1935-46
 1940-42
 1940-48
 1984-87, 1998-2000
 1941-45
 1988-96
 1930-38
 1994-98

INDUCTED

1973
 2009
 1973
 2011
 1973
 1974
 1974
 2004
 1974
 1973
 1973
 1973
 2012
 1974
 2010
 1973
 2011

COACHES

WILLIAM J. STEWART

ADMINISTRATORS

WILLIAM W. WIRTZ

YEARS

1937-39

INDUCTED

1982

INDUCTED

1984

EDDIE
 OLCZYK 16





FIRST TEAM ALL-STARS

GOALTENDER

| | |
|------------------|------------------------------|
| CHARLIE GARDINER | 1931, 1932, 1934 |
| LORNE CHABOT | 1935 |
| GLENN HALL | 1958, 1960, 1963, 1964, 1966 |
| TONY ESPOSITO | 1970, 1972, 1980 |
| ED BELFOUR | 1991, 1993 |

DEFENSEMAN

| | |
|---------------------|------------------------------|
| LIONEL CONACHER | 1934 |
| EARL SEIBERT | 1942, 1943, 1944 |
| PIERRE PILOTE | 1963, 1964, 1965, 1966, 1967 |
| DOUG WILSON | 1982 |
| CHRIS CHELIOS | 1993, 1995, 1996 |
| DUNCAN KEITH | 2010, 2014 |

CENTER

| | |
|-------------|------------------|
| MAX BENTLEY | 1946 |
| STAN MIKITA | 1962, 1963, 1964 |
| | 1966, 1967, 1968 |

LEFT WING

| | |
|---------------|------------------------------|
| PAUL THOMPSON | 1938 |
| DOUG BENTLEY | 1943, 1944, 1947 |
| ROY CONACHER | 1949 |
| BOBBY HULL | 1960, 1962, 1964, 1965, 1966 |
| | 1967, 1968, 1969, 1970, 1972 |

RIGHT WING

| | |
|---------------------|------------------|
| KEN WHARRAM | 1964, 1967 |
| PATRICK KANE | 2010, 2016, 2017 |

COACH*

| | |
|---------------|------|
| PAUL THOMPSON | 1940 |
|---------------|------|

SECOND TEAM ALL-STARS

GOALTENDER

| | |
|------------------|------------------|
| CHARLIE GARDINER | 1933 |
| MIKE KARAKAS | 1945 |
| GLENN HALL | 1961, 1962, 1967 |
| TONY ESPOSITO | 1973, 1974 |
| ED BELFOUR | 1995 |

DEFENSEMAN

| | |
|---------------------|------------------------------------|
| ART COULTER | 1935 |
| EARL SEIBERT | 1936, 1937, 1938, 1939, 1940, 1941 |
| BILL GADSBY | 1953, 1954 |
| PIERRE PILOTE | 1960, 1961, 1962 |
| ELMER "MOOSE" VASKO | 1963, 1964 |
| PAT STAPLETON | 1966, 1971, 1972 |
| BILL WHITE | 1972, 1973, 1974 |
| DOUG WILSON | 1985, 1990 |
| CHRIS CHELIOS | 1991, 1997 |
| DUNCAN KEITH | 2017 |

CENTER

| | |
|-----------------------|------------|
| MAX BENTLEY | 1947 |
| DOUG BENTLEY | 1949 |
| ED LITZENBERGER | 1957 |
| STAN MIKITA | 1965, 1970 |
| DENIS SAVARD | 1983 |
| JONATHAN TOEWS | 2013 |

LEFT WING

| | |
|-----------------|------------|
| PAUL THOMPSON | 1936 |
| JOHN GOTTSSELIG | 1939 |
| GAYE STEWART | 1948 |
| BOBBY HULL | 1963, 1971 |
| DENNIS HULL | 1973 |
| ARTEM PANARIN | 2017 |

RIGHT WING

| | |
|---------------|------------|
| BILL MOSIENKO | 1945, 1946 |
| BUD POILE | 1948 |

COACH*

| | |
|-----------------|------|
| DICK IRVIN | 1931 |
| PAUL THOMPSON | 1942 |
| JOHN GOTTSSELIG | 1946 |

CURRENT PLAYERS IN **BOLD RED**.

* 1946 WAS THE LAST YEAR THAT COACHES WERE SELECTED TO ALL-STAR TEAMS.

VOTING FOR THE ALL-STAR TEAM IS CONDUCTED AMONG REPRESENTATIVES OF THE PROFESSIONAL HOCKEY WRITERS ASSOCIATION.

LEADERSHIP

PLAYERS

2016-17

OPPONENTS

TRADITION

RECORDS

PLAYOFFS

HISTORY

MINORS

NHL

MEDIA



CHICAGO STADIUM HISTORY

Opened on March 28, 1929, the Chicago Stadium served host to numerous sporting events, concerts and political conventions. Built at a cost of \$7 million, the Madhouse on Madison served as the home of the Chicago Bulls (1967-1994) and the Chicago Blackhawks (1929-1994) through the end of their respective seasons in 1994.

Over the years, the Stadium played host to the NBA, the NHL, the NASL and MISL, and even the NFL. On Dec. 15, 1930, the Chicago Bears and the St. Louis Cardinals played the NFL's first indoor football game on an 80-yard field. The game, played as an exhibition contest that the Bears won 9-7, served as a charity game to aid those affected by the Great Depression. Just over two years later, on Dec. 18, 1932, the Bears returned to play the Portsmouth (Ohio) Spartans in the 1932 NFL Championship Game. In front of 11,198 fans, Bronko Nagurski found Red Grange on a two-yard touchdown pass to help lead the Bears to a 9-0 win and claim the NFL Championship.

For 65 years, the Chicago Blackhawks called historic Chicago Stadium home. After playing their inaugural season at International Amphitheatre in 1966-67, the Chicago Bulls moved to the West side in the fall of 1967. Between the two teams, the Stadium hosted 10 Stanley Cup Finals and three NBA Finals. The Stadium, which was located at 1800 W. Madison St., was demolished in February 1995.



CHICAGO STADIUM FACTS AND FIGURES

| | |
|---------------------------------------|--|
| Seating capacity..... | 18,676 for basketball and 17,317 for hockey |
| First sporting event..... | Tommy Loughran defended his light heavyweight title against Mickey Walker before 14,554 fans on March 28, 1929 |
| First Bulls game..... | St. Louis Hawks defeated the Bulls 104-98 on Feb. 11, 1967 |
| Last Bulls game..... | Game 6 of the Eastern Conference Semifinals, a 93-79 Bulls win over the New York Knicks on May 20, 1994 |
| Largest Bulls game..... | 21,652 on April 8, 1977 against the Houston Rockets |
| First Blackhawks game..... | 3-1 victory over the Pittsburgh Pirates on Dec. 15, 1929 |
| Last Blackhawks game..... | Game 6 of the Conference Quarterfinals, a 1-0 defeat to the Toronto Maple Leafs on April 28, 1994 |
| Largest Blackhawks game..... | 20,069 on April 10, 1982 vs. the Minnesota North Stars |
| Smallest Blackhawks game..... | 527 on Jan. 26, 1978 vs. Cleveland Barons |
| Championships won at the Stadium..... | 1934 Stanley Cup, 1938 Stanley Cup, 1992 NBA Finals |

- Site of the 1973 and 1988 NBA All-Star Games, and the NHL All-Star Games in 1948, 1961, 1974 and 1991
- Hosted the funeral of Chicago Mayor Anton J. Cermak on March 10, 1933
- Hosted the Democratic National Convention in 1932, 1940 and 1944, as well as the Republican National Convention in 1932 and 1944
- Home of the "famous" 3,663-pipe Barton organ
- Was the first major arena equipped with an air-conditioning system

LEADERSHIP

PLAYERS

2016-17

OPPONENTS

TRADITION

RECORDS

PLAYOFFS

HISTORY

MINORS

NHL

MEDIA



**BLACKHAWKS
STORE**

BRANDON SAAD
LEFT WING **20**



VISIT THE BLACKHAWKS STORE

333 N. MICHIGAN AVENUE • CHICAGO
AND SEASONAL LOCATIONS THROUGHOUT CHICAGOLAND

EXCLUSIVE BLACKHAWKS APPAREL FROM TOP BRANDS, AUTHENTICATED
MEMORABILIA, COLLECTIBLES, INTERACTIVE DISPLAYS AND MORE.

WWW.BLACKHAWKSSTORE.COM

2017-18 CHICAGO BLACKHAWKS

RECORDS




FRANCHISE LEADERS



STAN MIKITA



BOBBY HULL



DENIS SAVARD

GAMES PLAYED IN A BLACKHAWKS UNIFORM

| RK. | NAME | GAMES PLAYED | SEASONS |
|-----|-----------------------|--------------|-----------|
| 1 | STAN MIKITA | 1,396 | 22 |
| 2 | BOBBY HULL | 1,036 | 15 |
| 3 | ERIC NESTERENKO | 1,013 | 16 |
| 4 | BOB MURRAY | 1,008 | 15 |
| 5 | DOUG WILSON | 938 | 14 |
| 6 | BRENT SEABROOK | 923 | 12 |
| 7 | DUNCAN KEITH | 913 | 12 |
| 8 | DENNIS HULL | 904 | 13 |
| 9 | STEVE LARMER | 891 | 12 |
| 10 | DENIS SAVARD | 881 | 13 |
| 11 | TONY ESPOSITO | 873 | 15 |
| 12 | CHICO MAKI | 841 | 15 |
| 13 | PIERRE PILOTE | 821 | 13 |
| 14 | CLIFF KOROLL | 814 | 14 |
| 15 | KEITH BROWN | 812 | 14 |
| 16 | KEN WHARRAM | 766 | 14 |
| 17 | HAROLD "MUSH" MARCH | 759 | 17 |
| 18 | PATRICK KANE | 740 | 10 |
| | PIT MARTIN | 740 | 11 |
| 20 | DOUG JARRETT | 721 | 11 |
| 21 | JONATHAN TOEWS | 717 | 10 |
| 22 | BILL MOSIENKO | 711 | 14 |
| 23 | TROY MURRAY | 688 | 12 |
| 24 | PATRICK SHARP | 679 | 10 |
| 25 | CHRIS CHELIOS | 664 | 9 |
| 26 | JOHN MARKS | 657 | 10 |
| 27 | ELMER "MOOSE" VASKO | 641 | 10 |
| 28 | TONY AMONTE | 627 | 9 |
| 29 | NIKLAS HJALMARSSON | 623 | 10 |
| 30 | GLENN HALL | 618 | 10 |

| RK. | NAME | GAMES PLAYED | SEASONS |
|-----|---------------------|--------------|----------|
| 31 | ERIC DAZE | 601 | 11 |
| 32 | JOHN GOTTSSELIG | 591 | 16 |
| 33 | KEITH MAGNUSON | 589 | 11 |
| 34 | GRANT MULVEY | 574 | 9 |
| 35 | DIRK GRAHAM | 546 | 12 |
| 36 | DOUG BENTLEY | 545 | 8 |
| | PAT STAPLETON | 545 | 8 |
| 38 | MARIAN HOSSA | 534 | 8 |
| 39 | ALEX ZHAMNOV | 528 | 8 |
| 40 | JEREMY ROENICK | 524 | 8 |
| 41 | J.P. BORDELEAU | 519 | 9 |
| 42 | BILL HAY | 506 | 8 |
| 43 | PHIL RUSSELL | 504 | 7 |
| 44 | JIM PAPPIN | 488 | 7 |
| 45 | TOM LYSIAK | 474 | 8 |
| 46 | BILL GADSBY | 468 | 9 |
| 47 | AL SECORD | 466 | 8 |
| 48 | BOB PROBERT | 461 | 8 |
| 49 | RON MURPHY | 459 | 7 |
| 50 | DARCY ROTA | 448 | 6 |
| 51 | ED LITZENBERGER | 438 | 7 |
| 52 | DAVE MANSON | 431 | 7 |
| 53 | RICK PATERSON | 430 | 8 |
| 54 | RICH PRESTON | 429 | 7 |
| 55 | BRENT SUTTER | 417 | 7 |
| 56 | DOUG MOHNS | 415 | 7 |
| | BILL WHITE | 415 | 7 |
| | ED BELFOUR | 415 | 8 |
| 59 | STEVE LUDZIK | 413 | 8 |
| 60 | ART WIEBE | 412 | 12 |

CURRENT PLAYERS IN **BOLD RED**.

LEADERSHIP

PLAYERS

2016-17

OPPONENTS

TRADITION

RECORDS

PLAYOFFS

HISTORY

MINORS

NHL


MEDIA



STEVE LARMER



DENNIS HULL



DOUG WILSON

GOALS SCORED IN A BLACKHAWKS UNIFORM

| RK. | NAME | GOALS | RK. | NAME | GOALS |
|-----|-----------------------|------------|-----|------------------------|-----------|
| 1 | BOBBY HULL | 604 | 32 | TOM LYSIAK | 137 |
| 2 | STAN MIKITA | 541 | 33 | BOB MURRAY | 132 |
| 3 | STEVE LARMER | 406 | 34 | STEVE SULLIVAN | 118 |
| 4 | DENIS SAVARD | 377 | | PAUL THOMPSON | 118 |
| 5 | DENNIS HULL | 298 | 36 | DARCY ROTA | 117 |
| 6 | PATRICK KANE | 285 | 37 | DOUG MOHNS | 116 |
| 7 | JONATHAN TOEWS | 272 | 38 | BILL HAY | 113 |
| 8 | TONY AMONTE | 268 | 39 | RED HAMILL | 112 |
| 9 | JEREMY ROENICK | 267 | | JOHN MARKS | 112 |
| 10 | BILL MOSIENKO | 258 | 41 | STEVE THOMAS | 110 |
| 11 | KEN WHARRAM | 252 | 42 | MAX BENTLEY | 109 |
| 12 | PIT MARTIN | 243 | 43 | RON MURPHY | 105 |
| 13 | PATRICK SHARP | 239 | 44 | ROY CONACHER | 102 |
| 14 | ERIC DAZE | 226 | 45 | J.P. BORDELEAU | 97 |
| 15 | DOUG WILSON | 225 | 46 | RICH PRESTON | 96 |
| 16 | DOUG BENTLEY | 217 | 47 | TED BULLEY | 94 |
| 17 | JIM PAPPIN | 216 | | CURT FRASER | 94 |
| 18 | AL SECORD | 213 | | GEORGE GEE | 94 |
| 19 | CLIFF KOROLL | 208 | 50 | WAYNE PRESLEY | 93 |
| 20 | ERIC NESTERENKO | 207 | 51 | CHRIS CHELIOS | 92 |
| 21 | TROY MURRAY | 197 | | MICHEL GOULET | 92 |
| 22 | MARIAN HOSSA | 186 | 53 | DUNCAN KEITH | 90 |
| 23 | JOHN GOTTSSELIG | 176 | 54 | BRENT SEABROOK | 88 |
| 24 | DARRYL SUTTER | 161 | | CARL "CULLY" DAHLSTROM | 88 |
| 25 | HAROLD "MUSH" MARCH | 153 | 56 | GUS BODNAR | 87 |
| 26 | DIRK GRAHAM | 152 | 57 | KYLE CALDER | 85 |
| 27 | GRANT MULVEY | 148 | 58 | JOE MURPHY | 83 |
| 28 | ED LITZENBERGER | 145 | 59 | CLINT SMITH | 81 |
| 29 | CHICO MAKI | 143 | 60 | TIM HIGGINS | 79 |
| 30 | IVAN BOLDIREV | 140 | | | |
| | ALEX ZHAMNOV | 140 | | | |

CURRENT PLAYERS IN **BOLD RED**.

LEADERSHIP

PLAYERS

2016-17

OPPONENTS

TRADITION

RECORDS

PLAYOFFS

HISTORY

MINORS

NHL

MEDIA

FRANCHISE LEADERS



PIERRE PILOTE



CHRIS CHELIOS



PIT MARTIN

ASSISTS IN A BLACKHAWKS UNIFORM

RK. NAME

| | |
|----|-----------------------|
| 1 | STAN MIKITA |
| 2 | DENIS SAVARD |
| 3 | DOUG WILSON |
| 4 | BOBBY HULL |
| 5 | STEVE LARMER |
| 6 | PATRICK KANE |
| 7 | DUNCAN KEITH |
| 8 | PIERRE PILOTE |
| 9 | CHRIS CHELIOS |
| 10 | PIT MARTIN |
| 11 | BOB MURRAY |
| 12 | JONATHAN TOEWS |
| 13 | DENNIS HULL |
| 14 | JEREMY ROENICK |
| 15 | BRENT SEABROOK |
| 16 | DOUG BENTLEY |
| 17 | CHICO MAKI |
| 18 | TROY MURRAY |
| 19 | ERIC NESTERENKO |
| 20 | PAT STAPLETON |
| 21 | ALEX ZHAMNOV |
| 22 | BILL MOSIENKO |
| 23 | KEN WHARRAM |
| 24 | TOM LYSIAK |
| 25 | TONY AMONTE |
| | BILL HAY |
| 27 | PATRICK SHARP |
| 28 | KEITH BROWN |
| 29 | CLIFF KOROLL |
| 30 | HAROLD "MUSH" MARCH |

ASSISTS

| |
|------------|
| 926 |
| 719 |
| 554 |
| 549 |
| 517 |
| 467 |
| 421 |
| 400 |
| 395 |
| 384 |
| 382 |
| 350 |
| 342 |
| 329 |
| 318 |
| 314 |
| 293 |
| 291 |
| 288 |
| 286 |
| 284 |
| 282 |
| 281 |
| 275 |
| 273 |
| 273 |
| 272 |
| 266 |
| 254 |
| 231 |

RK. NAME

| | |
|----|---------------------|
| 31 | MARIAN HOSSA |
| 32 | JIM PAPPIN |
| 33 | ED LITZENBERGER |
| 34 | JOHN GOTTSELIG |
| 35 | IVAN BOLDIREV |
| 36 | DIRK GRAHAM |
| 37 | STEVE SULLIVAN |
| 38 | DOUG JARRETT |
| 39 | PHIL RUSSELL |
| 40 | ERIC DAZE |
| 41 | JOHN MARKS |
| | DOUG MOHNS |
| 43 | AL SECORD |
| 44 | DICK REDMOND |
| 45 | ELMER "MOOSE" VASKO |
| 46 | BILL WHITE |
| 47 | MAX BENTLEY |
| 48 | PAUL THOMPSON |
| 49 | BRENT SUTTER |
| 50 | GUS BODINAR |
| 51 | TERRY RUSKOWSKI |
| 52 | EARL SEIBERT |
| 53 | GRANT MULVEY |
| 54 | EDDIE OLCZYK |
| | BILL GADSBY |
| 56 | GEORGE GEE |
| 57 | RON MURPHY |
| | RICHARD PRESTON |
| 59 | J.P. BORDELEAU |
| | GARY SUTER |

ASSISTS

| |
|------------|
| 229 |
| 228 |
| 199 |
| 196 |
| 195 |
| 191 |
| 185 |
| 178 |
| 176 |
| 172 |
| 163 |
| 163 |
| 160 |
| 156 |
| 153 |
| 149 |
| 147 |
| 146 |
| 143 |
| 142 |
| 138 |
| 134 |
| 133 |
| 132 |
| 132 |
| 130 |
| 127 |
| 127 |
| 126 |
| 126 |


CURRENT PLAYERS IN **BOLD RED**.



JEREMY ROENICK



TONY AMONTE



TROY MURRAY

POINTS SCORED IN A BLACKHAWKS UNIFORM

| RK. | NAME | POINTS |
|-----|-----------------------|------------|
| 1 | STAN MIKITA | 1,467 |
| 2 | BOBBY HULL | 1,153 |
| 3 | DENIS SAVARD | 1,096 |
| 4 | STEVE LARMER | 923 |
| 5 | DOUG WILSON | 779 |
| 6 | PATRICK KANE | 752 |
| 7 | DENNIS HULL | 640 |
| 8 | PIT MARTIN | 627 |
| 9 | JONATHAN TOEWS | 622 |
| 10 | JEREMY ROENICK | 596 |
| 11 | TONY AMONTE | 541 |
| 12 | BILL MOSIENKO | 540 |
| 13 | KEN WHARRAM | 533 |
| 14 | DOUG BENTLEY | 531 |
| 15 | BOB MURRAY | 514 |
| 16 | PATRICK SHARP | 511 |
| | DUNCAN KEITH | 511 |
| 18 | ERIC NESTERENKO | 495 |
| 19 | TROY MURRAY | 488 |
| 20 | CHRIS CHELIOS | 487 |
| 21 | PIERRE PILOTE | 477 |
| 22 | CLIFF KOROLL | 462 |
| 23 | JIM PAPPIN | 444 |
| 24 | CHICO MAKI | 436 |
| 25 | ALEX ZHAMNOV | 424 |
| 26 | MARIAN HOSSA | 415 |
| 27 | TOM LYSIAK | 412 |
| 28 | BRENT SEABROOK | 406 |
| 29 | ERIC DAZE | 398 |
| 30 | BILL HAY | 386 |

| RK. | NAME | POINTS |
|-----|---------------------|--------|
| 31 | HAROLD "MUSH" MARCH | 384 |
| 32 | AL SECORD | 373 |
| 33 | JOHN GOTTSSELIG | 371 |
| 34 | ED LITZENBERGER | 344 |
| 35 | DIRK GRAHAM | 343 |
| 36 | IVAN BOLDIREV | 335 |
| 37 | KEITH BROWN | 330 |
| 38 | PAT STAPLETON | 327 |
| 39 | STEVE SULLIVAN | 303 |
| 40 | GRANT MULVEY | 281 |
| 41 | DOUG MOHNS | 279 |
| | DARRYL SUTTER | 279 |
| 43 | JOHN MARKS | 275 |
| 44 | PAUL THOMPSON | 264 |
| 45 | MAX BENTLEY | 256 |
| 46 | RON MURPHY | 232 |
| 47 | STEVE THOMAS | 230 |
| 48 | GUS BODNAR | 229 |
| | PHIL RUSSELL | 229 |
| 50 | ROY CONACHER | 227 |
| | DICK REDMOND | 227 |
| | DARCY ROTA | 227 |
| 53 | GEORGE GEE | 224 |
| 54 | J.P. BORDELEAU | 223 |
| | RICH PRESTON | 223 |
| 56 | BRENT SUTTER | 219 |
| 57 | DOUG JARRETT | 216 |
| 58 | CURT FRASER | 214 |
| 59 | KYLE CALDER | 210 |
| 60 | EDDIE OLCZYK | 209 |

CURRENT PLAYERS IN **BOLD RED**.

LEADERSHIP

PLAYERS

2016-17

OPPONENTS

TRADITION

RECORDS

PLAYOFFS

HISTORY

MINORS

NHL

MEDIA

SCORING LEADERS

| LEADERSHIP | PLAYERS | 2016-17 | OPPONENTS | TRADITION | RECORDS | PLAYOFFS | HISTORY | MINORS | NHL | MEDIA |
|------------|---------|---------|-----------|-----------|---------|----------|---------|--------|-----|-------|
|------------|---------|---------|-----------|-----------|---------|----------|---------|--------|-----|-------|

SEASON

| | | |
|---------|------------------------|----|
| 1926-27 | BABE DYE | 25 |
| 1927-28 | MICKEY MACKAY | 17 |
| 1928-29 | VIC RIPLEY | 11 |
| 1929-30 | JOHN GOTTSSELIG | 21 |
| 1930-31 | JOHN GOTTSSELIG | 20 |
| 1931-32 | JOHN GOTTSSELIG | 13 |
| 1932-33 | PAUL THOMPSON | 13 |
| 1933-34 | PAUL THOMPSON | 20 |
| 1934-35 | JOHN GOTTSSELIG | 19 |
| 1935-36 | PAUL THOMPSON | 17 |
| 1936-37 | PAUL THOMPSON | 17 |
| 1937-38 | PAUL THOMPSON | 22 |
| 1938-39 | JOHN GOTTSSELIG | 16 |
| 1939-40 | DOUG BENTLEY | 12 |
| 1940-41 | GEORGE ALLEN | 14 |
| 1941-42 | RED HAMILL | 28 |
| 1942-43 | DOUG BENTLEY | 33 |
| 1943-44 | DOUG BENTLEY | 38 |
| 1944-45 | BILL MOSIENKO | 28 |
| 1945-46 | MAX BENTLEY | 31 |
| 1946-47 | MAX BENTLEY | 29 |
| 1947-48 | GAYE STEWART | 26 |
| 1948-49 | ROY CONACHER | 26 |
| 1949-50 | METRO PRYSTAI | 29 |
| 1950-51 | ROY CONACHER | 26 |
| 1951-52 | BILL MOSIENKO | 31 |
| 1952-53 | JIM MCFADDEN | 23 |
| 1953-54 | PETE CONACHER | 19 |
| 1954-55 | GEORGE "RED" SULLIVAN | 19 |
| 1955-56 | JOHN WILSON | 24 |
| 1956-57 | ED LITZENBERGER | 32 |
| 1957-58 | ED LITZENBERGER | 32 |
| 1958-59 | ED LITZENBERGER | 33 |
| 1959-60 | BOBBY HULL | 39 |
| 1960-61 | BOBBY HULL | 31 |
| 1961-62 | BOBBY HULL | 50 |
| 1962-63 | BOBBY HULL/STAN MIKITA | 31 |
| 1963-64 | BOBBY HULL | 43 |
| 1964-65 | BOBBY HULL | 39 |
| 1965-66 | BOBBY HULL | 54 |
| 1966-67 | BOBBY HULL | 52 |
| 1967-68 | BOBBY HULL | 44 |
| 1968-69 | BOBBY HULL | 58 |
| 1969-70 | STAN MIKITA | 39 |
| 1970-71 | BOBBY HULL | 44 |

ASSISTS

| | |
|---------------------------|----|
| DICK IRVIN | 18 |
| DUKE KEATS | 8 |
| ERNEST "TY" ARBOUR | 4 |
| TOMMY COOK | 16 |
| TOMMY COOK | 14 |
| JOHN GOTTSSELIG | 16 |
| PAUL THOMPSON | 20 |
| ELWYN "DOC" ROMNES | 21 |
| HOWIE MORENZ | 26 |
| ELWIN "DOC" ROMNES | 25 |
| JOHN GOTTSSELIG | 21 |
| P. THOMPSON/E. ROMNES | 22 |
| JOHN GOTTSSELIG | 23 |
| CARL "CULLY" DAHLSTROM | 19 |
| DOUG BENTLEY | 20 |
| BILL THOMS | 30 |
| MAX BENTLEY | 44 |
| CLINT SMITH | 49 |
| CLINT SMITH | 31 |
| MAX BENTLEY/BILL MOSIENKO | 30 |
| MAX BENTLEY | 43 |
| DOUG BENTLEY | 37 |
| DOUG BENTLEY | 43 |
| BEP GUIDOLIN | 34 |
| JIM CONACHER | 27 |
| GEORGE GEE | 31 |
| CAL GARDNER | 24 |
| LARRY WILSON | 33 |
| GEORGE "RED" SULLIVAN | 42 |
| ED LITZENBERGER | 29 |
| ED LITZENBERGER | 32 |
| BOBBY HULL | 34 |
| ED LITZENBERGER | 44 |
| BOBBY HULL | 42 |
| BILL HAY | 48 |
| BILL HAY/STAN MIKITA | 52 |
| STAN MIKITA | 45 |
| STAN MIKITA | 50 |
| STAN MIKITA | 59 |
| STAN MIKITA | 48 |
| STAN MIKITA | 62 |
| STAN MIKITA | 47 |
| STAN MIKITA | 67 |
| STAN MIKITA | 47 |
| BOBBY HULL | 52 |

TOTAL POINTS

| | |
|---------------------------|-----------|
| DICK IRVIN | 36 |
| DUKE KEATS | 22 |
| VIC RIPLEY | 13 |
| TOMMY COOK | 30 |
| JOHN GOTTSSELIG | 29 |
| JOHN GOTTSSELIG | 29 |
| PAUL THOMPSON | 33 |
| PAUL THOMPSON | 36 |
| PAUL THOMPSON | 39 |
| PAUL THOMPSON | 40 |
| PAUL THOMPSON | 35 |
| PAUL THOMPSON | 44 |
| JOHN GOTTSSELIG | 39 |
| CARL "CULLY" DAHLSTROM | 30 |
| BILL THOMS | 32 |
| BILL THOMS | 45 |
| DOUG BENTLEY | 73 |
| DOUG BENTLEY | 77 |
| BILL MOSIENKO/CLINT SMITH | 54 |
| MAX BENTLEY | 61 |
| MAX BENTLEY | 72 |
| DOUG BENTLEY | 57 |
| ROY CONACHER | 68 |
| ROY CONACHER | 56 |
| ROY CONACHER | 50 |
| BILL MOSIENKO | 53 |
| JIM MCFADDEN | 44 |
| LARRY WILSON | 42 |
| GEORGE "RED" SULLIVAN | 61 |
| GEORGE "RED" SULLIVAN | 40 |
| ED LITZENBERGER | 64 |
| ED LITZENBERGER | 62 |
| ED LITZENBERGER | 77 |
| BOBBY HULL | 81 |
| BILL HAY | 59 |
| BOBBY HULL | 84 |
| STAN MIKITA | 76 |
| STAN MIKITA | 89 |
| STAN MIKITA | 87 |
| BOBBY HULL | 97 |
| STAN MIKITA | 97 |
| STAN MIKITA | 87 |
| BOBBY HULL | 107 |
| STAN MIKITA | 86 |
| BOBBY HULL | 96 |

*BOLD INDICATES PLAYER WHO LED THE LEAGUE IN SCORING.

SCORING LEADERS

| SEASON | GOALS | ASSISTS | TOTAL POINTS |
|-----------|--------------------------------|---------------------|-------------------------|
| 1971-72 | BOBBY HULL 50 | PIT MARTIN 51 | BOBBY HULL 93 |
| 1972-73 | JIM PAPPIN 41 | PIT MARTIN 61 | JIM PAPPIN 92 |
| 1973-74 | JIM PAPPIN 32 | STAN MIKITA 50 | STAN MIKITA 80 |
| 1974-75 | STAN MIKITA/JIM PAPPIN 36 | STAN MIKITA 50 | STAN MIKITA 86 |
| 1975-76 | PIT MARTIN 32 | DALE TALLON 47 | PIT MARTIN 71 |
| 1976-77 | IVAN BOLDIREV/DARCY ROTA 24 | IVAN BOLDIREV 38 | IVAN BOLDIREV 62 |
| 1977-78 | IVAN BOLDIREV 35 | IVAN BOLDIREV 45 | IVAN BOLDIREV 80 |
| 1978-79 | IVAN BOLDIREV 29 | STAN MIKITA 36 | IVAN BOLDIREV 64 |
| 1979-80 | GRANT MULVEY 39 | TERRY RUSKOWSKI 55 | TERRY RUSKOWSKI 70 |
| 1980-81 | DARRYL SUTTER 40 | TOM LYSIAK 55 | TOM LYSIAK 76 |
| 1981-82 | AL SECORD 44 | DENIS SAVARD 87 | DENIS SAVARD 119 |
| 1982-83 | AL SECORD 54 | DENIS SAVARD 86 | DENIS SAVARD 121 |
| 1983-84 | DENIS SAVARD 37 | DENIS SAVARD 57 | DENIS SAVARD 94 |
| 1984-85 | STEVE LARMER 46 | DENIS SAVARD 67 | DENIS SAVARD 105 |
| 1985-86 | DENIS SAVARD 47 | DENIS SAVARD 69 | DENIS SAVARD 116 |
| 1986-87 | DENIS SAVARD 40 | STEVE LARMER 56 | DENIS SAVARD 90 |
| 1987-88 | DENIS SAVARD 44 | DENIS SAVARD 87 | DENIS SAVARD 131 |
| 1988-89 | STEVE LARMER 43 | DENIS SAVARD 59 | STEVE LARMER 87 |
| 1989-90 | STEVE THOMAS 40 | STEVE LARMER 59 | STEVE LARMER 90 |
| 1990-91 | STEVE LARMER 44 | STEVE LARMER 57 | STEVE LARMER 101 |
| 1991-92 | JEREMY ROENICK 53 | JEREMY ROENICK 50 | JEREMY ROENICK 103 |
| 1992-93 | JEREMY ROENICK 50 | CHRIS CHELIOS 58 | JEREMY ROENICK 107 |
| 1993-94 | JEREMY ROENICK 46 | JEREMY ROENICK 61 | JEREMY ROENICK 107 |
| 1994-95 | JOE MURPHY 23 | CHRIS CHELIOS 33 | BERNIE NICHOLLS 51 |
| 1995-96 | JEREMY ROENICK 32 | CHRIS CHELIOS 58 | CHRIS CHELIOS 72 |
| 1996-97 | TONY AMONTE 41 | ALEX ZHAMNOV 42 | TONY AMONTE 77 |
| 1997-98 | TONY AMONTE/ERIC DAZE 31 | TONY AMONTE 42 | TONY AMONTE 73 |
| 1998-99 | TONY AMONTE 44 | ALEX ZHAMNOV 41 | TONY AMONTE 75 |
| 1999-2000 | TONY AMONTE 43 | STEVE SULLIVAN 42 | TONY AMONTE 84 |
| 2000-01 | TONY AMONTE 35 | STEVE SULLIVAN 41 | STEVE SULLIVAN 75 |
| 2001-02 | ERIC DAZE 38 | MICHAEL NYLANDER 46 | ERIC DAZE 70 |
| 2002-03 | STEVE SULLIVAN 26 | ALEX ZHAMNOV 43 | STEVE SULLIVAN 61 |
| 2003-04 | TUOMO RUUTU 23 | BRYAN BERARD 34 | TYLER ARNASON 55 |
| 2004-05 | | -SEASON CANCELED - | |
| 2005-06 | KYLE CALDER 26 | KYLE CALDER 33 | KYLE CALDER 59 |
| 2006-07 | MARTIN HAVLAT 25 | MARTIN HAVLAT 32 | MARTIN HAVLAT 57 |
| 2007-08 | PATRICK SHARP 36 | PATRICK KANE 51 | PATRICK KANE 72 |
| 2008-09 | JONATHAN TOEWS 34 | MARTIN HAVLAT 48 | MARTIN HAVLAT 77 |
| 2009-10 | PATRICK KANE 30 | PATRICK KANE 58 | PATRICK KANE 88 |
| 2010-11 | PATRICK SHARP 34 | PATRICK KANE 46 | JONATHAN TOEWS 76 |
| 2011-12 | PATRICK SHARP 33 | MARIAN HOSSA 48 | MARIAN HOSSA 77 |
| 2012-13 | PATRICK KANE/JONATHAN TOEWS 23 | PATRICK KANE 32 | PATRICK KANE 55 |
| 2013-14 | PATRICK SHARP 34 | DUNCAN KEITH 55 | PATRICK SHARP 78 |
| 2014-15 | JONATHAN TOEWS 28 | MARIAN HOSSA 39 | JONATHAN TOEWS 66 |
| 2015-16 | PATRICK KANE 46 | PATRICK KANE 60 | PATRICK KANE 106 |
| 2016-17 | PATRICK KANE 34 | PATRICK KANE 55 | PATRICK KANE 89 |

***BOLD** INDICATES PLAYER WHO LED THE LEAGUE IN SCORING.

| |
|------------|
| LEADERSHIP |
| PLAYERS |
| 2016-17 |
| OPPONENTS |
| TRADITION |
| RECORDS |
| PLAYOFFS |
| HISTORY |
| MINORS |
| NHL |
| MEDIA |

SINGLE-SEASON LEADERS

BOBBY
HULL 9



GOALS

| RK | G | PLAYER | SEASON |
|----|-----------|---------------------|----------------|
| 1 | 58 | BOBBY HULL | 1968-69 |
| 2 | 54 | BOBBY HULL | 1965-66 |
| | 54 | AL SECORD | 1982-83 |
| 4 | 53 | JEREMY ROENICK | 1991-92 |
| 5 | 52 | BOBBY HULL | 1966-67 |
| 6 | 50 | BOBBY HULL | 1961-62 |
| | 50 | BOBBY HULL | 1971-72 |
| | 50 | JEREMY ROENICK | 1992-93 |
| 9 | 47 | DENIS SAVARD | 1985-86 |
| 10 | 46 | PATRICK KANE | 2015-16 |
| | 46 | STEVE LARMER | 1984-85 |
| | 46 | JEREMY ROENICK | 1993-94 |
| 13 | 45 | TROY MURRAY | 1985-86 |
| 14 | 44 | BOBBY HULL | 1967-68 |
| | 44 | BOBBY HULL | 1970-71 |
| | 44 | AL SECORD | 1981-82 |
| | 44 | DENIS SAVARD | 1987-88 |
| | 44 | STEVE LARMER | 1990-91 |
| | 44 | TONY AMONTE | 1998-99 |
| 20 | 43 | BOBBY HULL | 1963-64 |
| | 43 | STEVE LARMER | 1982-83 |
| | 43 | RICK VAIVE | 1987-88 |
| | 43 | STEVE LARMER | 1988-89 |
| | 43 | TONY AMONTE | 1999-2000 |
| 25 | 41 | JIM PAPPIN | 1972-73 |
| | 41 | STEVE LARMER | 1987-88 |
| | 41 | JEREMY ROENICK | 1990-91 |
| | 41 | TONY AMONTE | 1996-97 |
| 29 | 40 | STAN MIKITA | 1967-68 |
| | 40 | DENNIS HULL | 1970-71 |
| | 40 | DARRYL SUTTER | 1980-81 |
| | 40 | AL SECORD | 1985-86 |
| | 40 | DENIS SAVARD | 1986-87 |
| | 40 | STEVE THOMAS | 1989-90 |

POINTS

| RK | PTS | PLAYER | SEASON |
|----|------------|---------------------|----------------|
| 1 | 131 | DENIS SAVARD | 1987-88 |
| 2 | 121 | DENIS SAVARD | 1982-83 |
| 3 | 119 | DENIS SAVARD | 1981-82 |
| 4 | 116 | DENIS SAVARD | 1985-86 |
| 5 | 107 | BOBBY HULL | 1968-69 |
| | 107 | JEREMY ROENICK | 1992-93 |
| | 107 | JEREMY ROENICK | 1993-94 |
| 8 | 106 | PATRICK KANE | 2015-16 |
| 9 | 105 | DENIS SAVARD | 1984-85 |
| 10 | 103 | JEREMY ROENICK | 1991-92 |
| 11 | 101 | STEVE LARMER | 1990-91 |
| 12 | 99 | TROY MURRAY | 1985-86 |
| 13 | 97 | BOBBY HULL | 1965-66 |
| | 97 | STAN MIKITA | 1966-67 |
| | 97 | STAN MIKITA | 1968-69 |
| | 96 | BOBBY HULL | 1970-71 |
| 17 | 94 | DENIS SAVARD | 1983-84 |
| | 94 | JEREMY ROENICK | 1990-91 |
| 19 | 93 | BOBBY HULL | 1971-72 |
| 20 | 92 | JIM PAPPIN | 1972-73 |
| 21 | 90 | PIT MARTIN | 1972-73 |
| | 90 | DENNIS HULL | 1972-73 |
| | 90 | STEVE LARMER | 1982-83 |
| | 90 | DENIS SAVARD | 1986-87 |
| | 90 | STEVE LARMER | 1989-90 |
| 26 | 89 | PATRICK KANE | 2016-17 |
| | 89 | STAN MIKITA | 1963-64 |
| | 89 | STEVE LARMER | 1987-88 |
| 29 | 88 | PATRICK KANE | 2009-10 |
| 30 | 87 | BOBBY HULL | 1963-64 |
| | 87 | STAN MIKITA | 1964-65 |
| | 87 | STAN MIKITA | 1967-68 |
| | 87 | STEVE LARMER | 1988-89 |

CURRENT PLAYERS IN **BOLD RED**.



DUNCAN
KEITH 2

ASSISTS

| RK | A | PLAYER | SEASON |
|----|-----------|---------------------|----------------|
| 1 | 87 | DENIS SAVARD | 1981-82 |
| | 87 | DENIS SAVARD | 1987-88 |
| 3 | 86 | DENIS SAVARD | 1982-83 |
| 4 | 69 | DENIS SAVARD | 1985-86 |
| 5 | 67 | STAN MIKITA | 1968-69 |
| | 67 | DENIS SAVARD | 1984-85 |
| 7 | 62 | STAN MIKITA | 1966-67 |
| 8 | 61 | PIT MARTIN | 1972-73 |
| | 61 | JEREMY ROENICK | 1993-94 |
| 10 | 60 | PATRICK KANE | 2015-16 |
| 11 | 59 | STAN MIKITA | 1964-65 |
| | 59 | DENIS SAVARD | 1988-89 |
| | 59 | STEVE LARMER | 1989-90 |
| 14 | 58 | CHRIS CHELIOS | 1992-93 |
| | 58 | CHRIS CHELIOS | 1995-96 |
| | 58 | PATRICK KANE | 2009-10 |
| 17 | 57 | DENIS SAVARD | 1983-84 |
| | 57 | STEVE LARMER | 1990-91 |
| | 57 | JEREMY ROENICK | 1992-93 |
| 20 | 56 | STAN MIKITA | 1972-73 |
| | 56 | STEVE LARMER | 1986-87 |
| 22 | 55 | TERRY RUSKOWSKI | 1979-80 |
| | 55 | TOM LYSIAK | 1980-81 |
| | 55 | DUNCAN KEITH | 2009-10 |
| | 55 | DUNCAN KEITH | 2013-14 |
| | 55 | PATRICK KANE | 2016-17 |
| 27 | 54 | DOUG WILSON | 1984-85 |
| | 54 | TROY MURRAY | 1985-86 |
| 29 | 53 | DENIS SAVARD | 1989-90 |
| | 53 | JEREMY ROENICK | 1990-91 |

PENALTY MINUTES

| RK | PIM | PLAYER | SEASON |
|----|-----|-----------------|---------|
| 1 | 408 | MIKE PELLUSO | 1991-92 |
| 2 | 352 | DAVE MANSON | 1988-89 |
| 3 | 326 | BOB PROBERT | 1996-97 |
| 4 | 320 | MIKE PELLUSO | 1990-91 |
| 5 | 313 | BRYAN MARCHMENT | 1992-93 |
| 6 | 304 | STEVE SMITH | 1991-92 |
| 7 | 303 | AL SECORD | 1981-82 |
| | 303 | WAYNE VAN DORP | 1989-90 |
| 9 | 301 | DAVE MANSON | 1989-90 |
| 10 | 289 | KEITH MAGNUSON | 1970-71 |
| 11 | 282 | CHRIS CHELIOS | 1992-93 |
| 12 | 260 | PHIL RUSSELL | 1974-75 |
| 13 | 252 | TERRY RUSKOWSKI | 1979-80 |
| 14 | 246 | DAVE HUTCHISON | 1981-82 |
| 15 | 245 | CHRIS CHELIOS | 1991-92 |
| 16 | 237 | BOB PROBERT | 1995-96 |
| 17 | 234 | STU GRIMSON | 1991-92 |
| 18 | 233 | ENRICO CICCONE | 1996-97 |
| | 233 | PHIL RUSSELL | 1976-77 |
| 20 | 225 | TERRY RUSKOWSKI | 1980-81 |
| 21 | 224 | ADAM CREIGHTON | 1989-90 |
| 22 | 214 | DUANE SUTTER | 1988-89 |
| | 214 | STEVE SMITH | 1992-93 |
| | 214 | ADAM BURISH | 2007-08 |
| 25 | 213 | KEITH MAGNUSON | 1969-70 |
| 26 | 212 | CHRIS CHELIOS | 1993-94 |
| 27 | 208 | GARY NYLUND | 1987-88 |
| 28 | 206 | BOB PROBERT | 1998-99 |
| 29 | 204 | GLEN COCHRANE | 1987-88 |
| | 204 | BOB MCGILL | 1989-90 |

CURRENT PLAYERS IN **BOLD RED**.

ALL-TIME HAT TRICK LEADERS

| LEADERSHIP | PLAYERS | 2016-17 | OPPONENTS | TRAUITION | RECORDS | PLAYOFFS | HISTORY | MINORS | NHL | MEDIA |
|------------|---------|---------|-----------|-----------|---------|----------|---------|--------|-----|-------|
|------------|---------|---------|-----------|-----------|---------|----------|---------|--------|-----|-------|

| NAME | 3GG | 4GG | 5GG | TOT |
|----------------------------|------------|-----------|----------|------------|
| BOBBY HULL | 24 | 4 | 0 | 28 |
| STAN MIKITA | 14 | 2 | 0 | 16 |
| DENIS SAVARD | 11 | 0 | 0 | 11 |
| STEVE LARMER | 9 | 0 | 0 | 9 |
| DOUG BENTLEY | 6 | 2 | 0 | 8 |
| JIM PAPPIN | 7 | 0 | 0 | 7 |
| JEREMY ROENICK | 4 | 2 | 0 | 6 |
| AL SECORD | 4 | 2 | 0 | 6 |
| ERIC DAZE | 5 | 1 | 0 | 6 |
| TONY AMONTE | 6 | 0 | 0 | 6 |
| GRANT MULVEY | 4 | 0 | 1 | 5 |
| MAX BENTLEY | 4 | 1 | 0 | 5 |
| PIT MARTIN | 4 | 1 | 0 | 5 |
| BILL MOSIENKO | 4 | 1 | 0 | 5 |
| KEN WHARRAM | 5 | 0 | 0 | 5 |
| STEVE THOMAS | 3 | 1 | 0 | 4 |
| TROY MURRAY | 4 | 0 | 0 | 4 |
| PATRICK SHARP | 4 | 0 | 0 | 4 |
| JONATHAN TOEWS | 4 | 0 | 0 | 4 |
| PATRICK KANE | 4 | 0 | 0 | 4 |
| BERNIE NICHOLLS | 1 | 2 | 0 | 3 |
| BRIAN NOONAN | 2 | 1 | 0 | 3 |
| DARRYL SUTTER | 2 | 1 | 0 | 3 |
| PAUL THOMPSON | 2 | 1 | 0 | 3 |
| IVAN BOLDIREV | 3 | 0 | 0 | 3 |
| TED BULLEY | 3 | 0 | 0 | 3 |
| MICHEL GOULET | 3 | 0 | 0 | 3 |
| CLIFF KOROLL | 3 | 0 | 0 | 3 |
| DARCY ROTA | 3 | 0 | 0 | 3 |
| ROY CONACHER | 3 | 0 | 0 | 3 |
| RICK VAIVE | 3 | 0 | 0 | 3 |
| JOHN GOTTSSELIG | 1 | 1 | 0 | 2 |
| ALEX KALETA | 1 | 1 | 0 | 2 |
| TYLER ARNASON | 2 | 0 | 0 | 2 |
| TOM COOK | 2 | 0 | 0 | 2 |
| CULLY DAHLSTROM | 2 | 0 | 0 | 2 |
| JEFF HAMILTON | 2 | 0 | 0 | 2 |
| DENNIS HULL | 2 | 0 | 0 | 2 |
| REG KERR | 2 | 0 | 0 | 2 |
| JOCELYN LEMIEUX | 2 | 0 | 0 | 2 |
| ED LITZENBERGER | 2 | 0 | 0 | 2 |
| TOM LYSIAK | 2 | 0 | 0 | 2 |
| DOUG MOHNS | 2 | 0 | 0 | 2 |
| STEVE SULLIVAN | 2 | 0 | 0 | 2 |
| PLAYERS WITH ONE HAT TRICK | 42 | 5 | 0 | 47 |
| TOTALS | 224 | 29 | 1 | 254 |

CURRENT PLAYERS IN **BOLD RED**.

MULTIPLE HAT TRICKS IN ONE GAME

| PLAYER | OPP | DATE |
|---------------------------|-------|----------|
| DOUG BENTLEY, BILL THOMS | NYR | 02/07/43 |
| DOUG BENTLEY, MAX BENTLEY | @ NYR | 02/26/47 |
| BOBBY HULL, STAN MIKITA | @ BOS | 01/31/63 |
| KEN WHARRAM, STAN MIKITA | DET | 02/18/68 |
| AL SECORD, TROY MURRAY | PIT | 01/01/86 |
| STEVE SULLIVAN, ERIC DAZE | BOS | 03/09/03 |

BLACKHAWKS 4+ GOAL GAMES

| PLAYER | OPPONENT | DATE |
|----------------------|----------|----------|
| FRANK INGRAM (4) | PHI QU | 01/01/31 |
| PAUL THOMPSON (4) | TOR | 02/03/32 |
| JOHN GOTTSSELIG (4) | @ NYA | 01/09/36 |
| MAX BENTLEY (4) | NYR | 01/28/43 |
| DOUG BENTLEY (4) | @ NYR | 02/22/44 |
| CLINT SMITH (4) | MTL | 03/04/45 |
| ALEX KALETA (4) | @ TOR | 01/26/46 |
| DOUG BENTLEY (4) | @ NYR | 02/26/47 |
| JIM CONACHER (4) | NYR | 11/25/48 |
| BILL MOSIENKO (4) | @ DET | 11/27/48 |
| JACK MCINTYRE (4) | @ TOR | 11/17/56 |
| BOBBY HULL (4) | TOR | 02/21/60 |
| BOBBY HULL (4) | @ DET | 02/01/62 |
| BOBBY HULL (4) | BOS | 12/15/65 |
| BOBBY HULL (4) | NYR | 01/16/66 |
| STAN MIKITA (4) | PIT | 12/06/67 |
| PIT MARTIN (4) | DET | 03/30/69 |
| STAN MIKITA (4) | STL | 12/16/70 |
| AL SECORD (4) | TOR | 11/01/81 |
| GRANT MULVEY (5) | STL | 02/03/82 |
| DARRYL SUTTER (4) | QUE | 12/12/82 |
| AL SECORD (4) | TOR | 01/07/87 |
| STEVE THOMAS (4) | NJD | 03/22/90 |
| JEREMY ROENICK (4) | @ NYI | 12/07/91 |
| BRIAN NOONAN (4) | DET | 12/29/91 |
| JEREMY ROENICK (4) | WPG | 02/24/94 |
| BERNIE NICHOLLS (4) | @ VAN | 02/05/95 |
| BERNIE NICHOLLS (4) | @ LAK | 02/28/95 |
| ERIC DAZE (4) | @ FLA | 03/15/98 |
| MICHAEL NYLANDER (4) | @ BOS | 12/04/99 |

BLACKHAWKS WITH ONE CAREER HAT TRICK

| | |
|---------------------|----------------------|
| ADAM BROWN | HAROLD "MUSH" MARCH |
| DUSTIN BYFUGLIEN | NICK MICKOSKI |
| JIM CONACHER | EARL MILLER |
| PETE CONACHER | AB McDONALD |
| ADAM CREIGHTON | JACK MCINTYRE |
| J.P. DUMONT | ERIC NESTERENKO |
| CURT FRASER | MICHAEL NYLANDER |
| GEORGE GEE | ARTEMI PANARIN |
| DIRK GRAHAM | RICHARD PANIK |
| RED HAMILL | RICK PATERSON |
| RYAN HARTMAN | WAYNE PRESLEY |
| GEORGE HAY | FIDO PURPUR |
| KEN HODGE | DICK REDMOND |
| PETE HORECK | DOC ROMNES |
| FRANK INGRAM | RON SEDLBAUER |
| REGIS "PEP" KELLY | ART SOMERS |
| BILL KENDALL | CLINT SMITH |
| ANDREW LADD | VIKTOR STALBERG |
| HECTOR LALANDE | GAYE STEWART |
| WILDOR LAROCHELLE | BILL THOMS |
| TONY LESWICK | DOUG WILSON |
| TED LINDSAY | JOHN WILSON |
| STEVE LUDZIK | ALEX ZHAMNOV |
| DAN MALONEY | |

ALL-TIME HAT TRICKS

| NO. | NAME | DATE | TEAM |
|-----|---------------------|----------|--------|
| 1 | GEORGE HAY | 02/19/27 | DET * |
| 2 | ART SOMERS | 11/21/29 | OTT |
| 3 | EARL MILLER | 12/08/29 | NYA |
| 4 | FRANK INGRAM (4) | 01/01/31 | PHI QU |
| 5 | TOMMY COOK | 02/05/31 | PHI QU |
| 6 | PAUL THOMPSON (4) | 02/03/32 | TOR |
| 7 | TOMMY COOK | 03/04/32 | NYA |
| 8 | PAUL THOMPSON | 01/01/33 | MTL |
| 9 | BILL KENDALL | 12/17/33 | MTL |
| 10 | DOC ROMNES | 03/05/35 | NYA |
| 11 | HAROLD "MUSH" MARCH | 03/16/35 | @ BOS |
| 12 | JOHN GOTTSSELIG (4) | 01/09/36 | @ NYA |
| 13 | REGIS "PEP" KELLY | 01/26/37 | @ NYA |
| 14 | WILDER LAROCHELLE | 01/28/37 | @ MTL |
| 15 | PAUL THOMPSON | 03/18/37 | @ NYA |
| 16 | JOHN GOTTSSELIG | 11/13/38 | MTL |
| 17 | DOUG BENTLEY | 12/04/41 | MTL |
| 18 | RED HAMILL | 01/08/42 | MTL |
| 19 | DOUG BENTLEY | 11/19/42 | DET |
| 20 | MAX BENTLEY | 12/06/42 | MTL |
| 21 | MAX BENTLEY (4) | 01/28/43 | NYR |
| 22 | DOUG BENTLEY | 02/07/43 | NYR |
| 23 | BILL THOMS | 02/07/43 | NYR |
| 24 | CULLY DAHLSTROM | 11/14/43 | NYR |
| 25 | DOUG BENTLEY | 11/25/43 | DET |
| 26 | FIDO PURPUR | 12/05/43 | NYR |
| 27 | BILL MOSIENKO | 12/26/43 | @ NYR |
| 28 | BILL MOSIENKO | 01/13/44 | @ NYR |
| 29 | DOUG BENTLEY (4) | 02/22/44 | @ NYR |
| 30 | CULLY DAHLSTROM | 02/27/44 | NYR |
| 31 | BILL MOSIENKO | 11/26/44 | DET |
| 32 | CLINT SMITH (4) | 03/04/45 | MTL |
| 33 | MAX BENTLEY | 11/08/45 | @ NYR |
| 34 | DOUG BENTLEY | 12/23/45 | DET |
| 35 | MAX BENTLEY | 01/20/46 | NYR |
| 36 | GEORGE GEE | 01/23/46 | MTL |
| 37 | ALEX KALETA (4) | 01/26/46 | @ TOR |
| 38 | PETE HORECK | 03/13/46 | DET |
| 39 | ALEX KALETA | 11/16/46 | @ NYR |
| 40 | DOUG BENTLEY (4) | 02/26/47 | @ NYR |
| 41 | MAX BENTLEY | 02/26/47 | @ NYR |
| 42 | ADAM BROWN | 03/03/47 | @ NYR |
| 43 | DOUG BENTLEY | 12/25/47 | @ BOS |

| NO. | NAME | DATE | TEAM |
|-----|-------------------|----------|---------|
| 44 | ROY CONACHER | 02/05/48 | @ MTL |
| 45 | GAYE STEWART | 02/25/48 | @ NYR |
| 46 | JIM CONACHER (4) | 11/25/48 | NYR |
| 47 | BILL MOSIENKO (4) | 11/27/48 | @ DET |
| 48 | ROY CONACHER | 12/25/49 | @ BOS |
| 49 | ROY CONACHER | 03/22/50 | @ BOS |
| 50 | BILL MOSIENKO | 03/23/52 | @ NYR |
| 51 | PETE CONACHER | 03/19/54 | BOS |
| 52 | ED LITZENBERGER | 02/23/55 | BOS ** |
| 53 | NICK MICKOSKI | 11/18/55 | BOS |
| 54 | TONY LESWICK | 03/08/56 | NYR *** |
| 55 | JACK MCINTYRE (4) | 11/17/56 | @ TOR |
| 56 | JOHNNY WILSON | 01/30/57 | @ NYR |
| 57 | HEC LALANDE | 02/27/57 | @ NYR |
| 58 | ERIC NESTERENKO | 03/02/58 | TOR |
| 59 | ED LITZENBERGER | 02/07/59 | @ NYR |
| 60 | TED LINDSAY | 02/22/59 | TOR |
| 61 | BOBBY HULL | 12/06/59 | @ BOS |
| 62 | BOBBY HULL | 12/20/59 | TOR |
| 63 | BOBBY HULL | 12/27/59 | BOS |
| 64 | BOBBY HULL (4) | 02/21/60 | TOR |
| 65 | BOBBY HULL | 10/09/60 | NYR |
| 66 | BOBBY HULL | 11/29/61 | BOS |
| 67 | AB McDONALD | 12/06/61 | @ NYR |
| 68 | BOBBY HULL (4) | 02/01/62 | @ DET |
| 69 | BOBBY HULL | 01/31/63 | @ BOS |
| 70 | STAN MIKITA | 01/31/63 | @ BOS |
| 71 | BOBBY HULL | 02/17/63 | BOS |
| 72 | STAN MIKITA | 02/21/63 | @ DET |
| 73 | STAN MIKITA | 02/24/63 | BOS |
| 74 | STAN MIKITA | 10/16/63 | BOS |
| 75 | KEN WHARRAM | 10/29/63 | DET |
| 76 | BOBBY HULL | 11/17/63 | TOR |
| 77 | STAN MIKITA | 12/11/63 | @ NYR |
| 78 | BOBBY HULL | 01/11/64 | DET |
| 79 | KEN WHARRAM | 03/01/64 | MTL |
| 80 | BOBBY HULL | 10/25/64 | @ NYR |
| 81 | BOBBY HULL | 11/15/64 | TOR |
| 82 | BOBBY HULL | 10/23/65 | @ TOR |
| 83 | BOBBY HULL | 11/07/65 | TOR |
| 84 | STAN MIKITA | 12/04/65 | @ BOS |
| 85 | STAN MIKITA | 12/05/65 | @ NYR |
| 86 | BOBBY HULL (4) | 12/15/65 | BOS |

*AT WINDSOR, ONTARIO.

**AT ST. PAUL, MINN.

***AT ST. LOUIS, MO.



BILL MOSIENKO

| LEADERSHIP | PLAYERS | 2016-17 | OPPONENTS | TRADITION | RECORDS | PLAYOFFS | HISTORY | MINORS | NHL | MEDIA |
|------------|---------|---------|-----------|-----------|---------|----------|---------|--------|-----|-------|
|------------|---------|---------|-----------|-----------|---------|----------|---------|--------|-----|-------|

ALL-TIME HAT TRICKS

| |
|------------|
| LEADERSHIP |
| PLAYERS |
| 2016-17 |
| OPPONENTS |
| TRADITION |
| RECORDS |
| PLAYOFFS |
| HISTORY |
| MINORS |
| NHL |
| MEDIA |

| NO. | NAME | DATE | TEAM |
|-----|-----------------|----------|---------|
| 87 | KEN HODGE | 01/15/66 | @ MTL |
| 88 | BOBBY HULL (4) | 01/16/66 | NYR |
| 89 | STAN MIKITA | 11/27/66 | @ BOS |
| 90 | DOUG MOHNS | 12/08/66 | @ BOS |
| 91 | BOBBY HULL | 01/11/67 | DET |
| 92 | DOUG MOHNS | 01/19/67 | @ BOS |
| 93 | BOBBY HULL | 02/11/67 | @ TOR |
| 94 | BOBBY HULL | 03/01/67 | NYR |
| 95 | BOBBY HULL | 11/22/67 | @ NYR |
| 96 | STAN MIKITA | 11/25/67 | @ MIN |
| 97 | STAN MIKITA (4) | 12/06/67 | PIT |
| 98 | KEN WHARRAM | 02/18/68 | DET |
| 99 | STAN MIKITA | 02/18/68 | DET |
| 100 | JIM PAPPIN | 10/16/68 | MIN |
| 101 | BOBBY HULL | 11/14/68 | @ PIT |
| 102 | BOBBY HULL | 12/08/68 | BOS |
| 103 | KEN WHARRAM | 01/26/69 | LAK |
| 104 | JIM PAPPIN | 01/30/69 | @ PHI |
| 105 | BOBBY HULL | 02/20/69 | @ LAK |
| 106 | KEN WHARRAM | 03/26/69 | NYR |
| 107 | PIT MARTIN (4) | 03/30/69 | DET |
| 108 | STAN MIKITA | 11/09/69 | TOR |
| 109 | CLIFF KOROLL | 12/14/69 | PHI |
| 110 | JIM PAPPIN | 02/01/70 | MIN |
| 111 | STAN MIKITA | 02/11/70 | PIT |
| 112 | PIT MARTIN | 04/05/70 | MTL |
| 113 | BOBBY HULL | 11/22/70 | CALIF |
| 114 | PIT MARTIN | 12/06/70 | TOR |
| 115 | STAN MIKITA (4) | 12/16/70 | STL |
| 116 | BOBBY HULL | 02/06/71 | @ MIN |
| 117 | BOBBY HULL | 02/21/71 | LAK |
| 118 | BOBBY HULL | 12/22/71 | @ CALIF |
| 119 | JIM PAPPIN | 03/01/72 | @ LAK |
| 120 | DENNIS HULL | 11/04/72 | @ MIN |
| 121 | DAN MALONEY | 11/08/72 | NYI |
| 122 | PIT MARTIN | 11/29/72 | DET |
| 123 | STAN MIKITA | 12/05/73 | @ DET |
| 124 | DENNIS HULL | 01/06/74 | CALIF |
| 125 | PIT MARTIN | 01/09/74 | LAK |
| 126 | STAN MIKITA | 02/10/74 | PIT |

| NO. | NAME | DATE | TEAM |
|-----|-------------------|----------|-------|
| 127 | JIM PAPPIN | 02/17/74 | TOR |
| 128 | DARCY ROTA | 10/27/74 | STL |
| 129 | JIM PAPPIN | 02/12/75 | BOS |
| 130 | JIM PAPPIN | 02/22/75 | WSH |
| 131 | IVAN BOLDIREV | 12/23/75 | STL |
| 132 | CLIFF KOROLL | 03/16/76 | @ KC |
| 133 | DICK REDMOND | 02/12/77 | @ COL |
| 134 | DARCY ROTA | 03/26/77 | MIN |
| 135 | IVAN BOLDIREV | 11/25/77 | @ COL |
| 136 | CLIFF KOROLL | 01/18/78 | WSH |
| 137 | GRANT MULVEY | 03/22/78 | @ WSH |
| 138 | DARCY ROTA | 11/25/78 | @ MTL |
| 139 | TED BULLEY | 01/06/79 | @ TOR |
| 140 | IVAN BOLDIREV | 02/17/79 | @ STL |
| 141 | GRANT MULVEY | 03/29/79 | NYI |
| 142 | TED BULLEY | 10/24/79 | WPG |
| 143 | GRANT MULVEY | 12/23/79 | NYI |
| 144 | TOM LYSIAK | 10/19/80 | WSH |
| 145 | REG KERR | 10/29/80 | WPG |
| 146 | RON SEDLBAUER | 11/23/80 | HFD |
| 147 | REG KERR | 12/07/80 | @ NYR |
| 148 | RICK PATERSON | 01/28/81 | VAN |
| 149 | GRANT MULVEY | 10/10/81 | @ TOR |
| 150 | DARRYL SUTTER | 10/18/81 | EDM |
| 151 | AL SECORD (4) | 11/01/81 | TOR |
| 152 | GRANT MULVEY (5) | 02/03/82 | STL |
| 153 | TED BULLEY | 02/13/82 | @ TOR |
| 154 | STEVE LARMER | 11/14/82 | MIN |
| 155 | DARRYL SUTTER (4) | 12/12/82 | QUE |
| 156 | STEVE LARMER | 12/18/82 | @ TOR |
| 157 | TOM LYSIAK | 01/12/83 | EDM |
| 158 | AL SECORD | 02/12/83 | @ MIN |
| 159 | DENIS SAVARD | 10/15/83 | @ TOR |
| 160 | DENIS SAVARD | 11/29/84 | @ PIT |
| 161 | DENIS SAVARD | 12/09/84 | TOR |
| 162 | DENIS SAVARD | 12/16/84 | MIN |
| 163 | DARRYL SUTTER | 03/02/85 | @ STL |
| 164 | DENIS SAVARD | 12/15/85 | DET |
| 165 | STEVE LUDZIK | 12/28/85 | @ WSH |
| 166 | AL SECORD | 01/01/86 | PIT |



BOBBY HULL 9

ALL-TIME HAT TRICKS

| NO. | NAME | DATE | TEAM |
|-----|--------------------|----------|-------|
| 167 | TROY MURRAY | 01/01/86 | PIT |
| 168 | CURT FRASER | 02/13/86 | TOR |
| 169 | TROY MURRAY | 02/19/86 | MIN |
| 170 | TROY MURRAY | 02/27/86 | @ LAK |
| 171 | STEVE LARMER | 03/12/86 | BUF |
| 172 | AL SECORD | 11/01/86 | @ MIN |
| 173 | DENIS SAVARD | 11/23/86 | NJD |
| 174 | AL SECORD (4) | 01/07/87 | TOR |
| 175 | DENIS SAVARD | 03/18/87 | @ TOR |
| 176 | DENIS SAVARD | 04/05/87 | TOR |
| 177 | DENIS SAVARD | 11/08/87 | MIN |
| 178 | WAYNE PRESLEY | 11/11/87 | DET |
| 179 | RICK VAIVE | 11/18/87 | MIN |
| 180 | STEVE THOMAS | 01/08/88 | TOR |
| 181 | DENIS SAVARD | 01/17/88 | WSH |
| 182 | RICK VAIVE | 02/28/88 | PIT |
| 183 | STEVE LARMER | 03/28/88 | @ MIN |
| 184 | RICK VAIVE | 10/12/88 | WPG |
| 185 | ADAM CREIGHTON | 02/19/89 | MTL |
| 186 | TROY MURRAY | 10/24/89 | @ DET |
| 187 | JEREMY ROENICK | 12/23/89 | @ TOR |
| 188 | DENIS SAVARD | 12/30/89 | HFD |
| 189 | AL SECORD | 01/11/90 | @ PHI |
| 190 | STEVE THOMAS | 01/14/90 | CGY |
| 191 | DIRK GRAHAM | 02/08/90 | @ DET |
| 192 | JOCELYN LEMIEUX | 02/20/90 | @ STL |
| 193 | STEVE THOMAS (4) | 03/22/90 | NJD |
| 194 | JEREMY ROENICK | 10/11/90 | PIT |
| 195 | STEVE LARMER | 10/13/90 | @ MIN |
| 196 | STEVE THOMAS | 11/17/90 | @ QUE |
| 197 | JEREMY ROENICK | 12/16/90 | MIN |
| 198 | DOUG WILSON | 01/26/91 | TOR |
| 199 | MICHEL GOULET | 02/23/91 | @ MIN |
| 200 | STEVE LARMER | 10/10/91 | VAN |
| 201 | BRIAN NOONAN | 12/05/91 | LAK |
| 202 | JEREMY ROENICK (4) | 12/07/91 | @ NYI |
| 203 | STEVE LARMER | 12/08/91 | MIN |
| 204 | BRIAN NOONAN | 12/27/91 | WPG |
| 205 | BRIAN NOONAN (4) | 12/29/91 | DET |
| 206 | JEREMY ROENICK | 11/07/92 | @ QUE |
| 207 | MICHEL GOULET | 11/08/92 | PIT |

| NO. | NAME | DATE | TEAM |
|-----|-----------------------|------------|-------|
| 208 | STEVE LARMER | 11/28/92 | @ CGY |
| 209 | STEVE LARMER | 12/23/92 | @ OTT |
| 210 | MICHEL GOULET | 01/17/93 | TOR |
| 211 | JOCELYN LEMIEUX | 01/02/94 | WPG |
| 212 | JEREMY ROENICK (4) | 02/24/94 | WPG |
| 213 | BERNIE NICHOLLS (4) | 02/05/95 | @ VAN |
| 214 | BERNIE NICHOLLS (4) | 02/28/95 | @ LAK |
| 215 | BERNIE NICHOLLS | 03/21/95 | @ SJS |
| 216 | TONY AMONTE | 02/22/96 | STL* |
| 217 | TONY AMONTE | 11/30/96 | @ LAK |
| 218 | TONY AMONTE | 03/16/97 | NYI |
| 219 | ALEX ZHAMNOV | 04/11/97 | CGY |
| 220 | ERIC DAZE | 04/13/97 | @ DAL |
| 221 | ERIC DAZE (4) | 03/15/98 | @ FLA |
| 222 | TONY AMONTE | 11/28/98 | @ CGY |
| 223 | TONY AMONTE | 03/28/99 | STL |
| 224 | J.P. DUMONT | 04/08/99 | NYR |
| 225 | MICHAEL NYLANDER (4) | 12/04/99 | @ BOS |
| 226 | TONY AMONTE | 03/12/00 | @ TBL |
| 227 | STEVE SULLIVAN | 12/21/00 | VAN |
| 228 | ERIC DAZE | 12/07/01 | NYI |
| 229 | ERIC DAZE | 12/31/01 | @ OTT |
| 230 | ERIC DAZE | 12/11/02 | @ NYR |
| 231 | TYLER ARNASON | 12/28/02 | @ SJS |
| 232 | STEVE SULLIVAN | 03/09/03 | BOS |
| 233 | ERIC DAZE | 03/09/03 | BOS |
| 234 | TYLER ARNASON | 03/19/04 | VAN |
| 235 | JEFF HAMILTON | 12/02/06 | @ NSH |
| 236 | JEFF HAMILTON | 03/10/07 | @ PHX |
| 237 | PATRICK SHARP | 11/17/07 | @ DET |
| 238 | DUSTIN BYFUGLIEN | 11/30/07 | ARI |
| 239 | JONATHAN TOEWS | 02/27/09 | PIT |
| 240 | ANDREW LADD | 03/07/10 | DET |
| 241 | JONATHAN TOEWS | 11/17/10 | @ EDM |
| 242 | PATRICK SHARP | 11/25/11 | @ ANA |
| 243 | VIKTOR STALBERG | 01/10/12 | CBJ |
| 244 | JONATHAN TOEWS | 10/29/13 | OTT |
| 245 | PATRICK SHARP | 12/27/13** | COL |
| 246 | PATRICK SHARP | 01/03/14 | @ NJD |
| 247 | PATRICK KANE | 01/15/16 | @ TOR |
| 248 | ARTEMI PANARIN | 02/17/16 | @ NYR |
| 249 | PATRICK KANE | 04/03/16 | BOS |
| 250 | RICHARD PANIK | 10/15/16 | NSH |
| 251 | RYAN HARTMAN | 01/08/17 | NSH |
| 252 | JONATHAN TOEWS | 02/21/17 | @ MIN |
| 253 | PATRICK KANE | 02/23/17 | ARI |
| 254 | PATRICK KANE | 03/01/17 | PIT |

* FIRST HAT TRICK AT UNITED CENTER.

** FIRST BIRTHDAY HAT TRICK IN FRANCHISE HISTORY.

CURRENT PLAYERS IN **BOLD RED**.



PIT
MARTIN 7

| LEADERSHIP | PLAYERS | 2016-17 | OPPONENTS | TRADITION | RECORDS | PLAYOFFS | HISTORY | MINORS | NHL | MEDIA |
|------------|---------|---------|-----------|-----------|---------|----------|---------|--------|-----|-------|
|------------|---------|---------|-----------|-----------|---------|----------|---------|--------|-----|-------|

SHUTOUTS FOR AND AGAINST

| |
|------------|
| LEADERSHIP |
| PLAYERS |
| 2016-17 |
| OPPONENTS |
| TRADITION |
| RECORDS |
| PLAYOFFS |
| HISTORY |
| MINORS |
| NHL |
| MEDIA |

| SEASON | HOME | | | ROAD | | |
|---------|------|---|---|------|---|---|
| | W | L | T | W | L | T |
| 1926-27 | 2 | 2 | 0 | 3 | 3 | 0 |
| 1927-28 | 1 | 4 | 1 | 2 | 6 | 0 |
| 1928-29 | 1 | 9 | 2 | 2 | 8 | 1 |
| 1929-30 | 2 | 1 | 0 | 1 | 2 | 0 |
| 1930-31 | 5 | 1 | 0 | 6 | 1 | 1 |
| 1931-32 | 3 | 3 | 0 | 1 | 6 | 0 |
| 1932-33 | 2 | 2 | 2 | 0 | 5 | 1 |
| 1933-34 | 5 | 1 | 2 | 2 | 4 | 1 |
| 1934-35 | 5 | 1 | 0 | 3 | 5 | 0 |
| 1935-36 | 5 | 1 | 0 | 3 | 3 | 1 |
| 1936-37 | 1 | 3 | 0 | 2 | 2 | 2 |
| 1937-38 | 1 | 3 | 0 | 0 | 2 | 0 |
| 1938-39 | 3 | 5 | 0 | 2 | 2 | 0 |
| 1939-40 | 2 | 1 | 0 | 2 | 3 | 0 |
| 1940-41 | 2 | 3 | 0 | 1 | 0 | 0 |
| 1941-42 | 2 | 2 | 0 | 1 | 2 | 0 |
| 1942-43 | 1 | 0 | 0 | 0 | 2 | 0 |
| 1943-44 | 1 | 1 | 1 | 1 | 0 | 0 |
| 1944-45 | 2 | 0 | 1 | 0 | 1 | 1 |
| 1945-46 | 0 | 0 | 0 | 1 | 0 | 0 |
| 1946-47 | 0 | 0 | 1 | 0 | 2 | 0 |
| 1947-48 | 0 | 1 | 0 | 1 | 1 | 0 |
| 1948-49 | 0 | 2 | 0 | 0 | 0 | 0 |
| 1949-50 | 3 | 2 | 1 | 1 | 6 | 0 |
| 1950-51 | 1 | 2 | 0 | 1 | 2 | 1 |
| 1951-52 | 1 | 4 | 1 | 0 | 5 | 0 |
| 1952-53 | 5 | 4 | 1 | 0 | 5 | 0 |
| 1953-54 | 2 | 5 | 2 | 1 | 7 | 0 |
| 1954-55 | 0 | 3 | 0 | 0 | 4 | 0 |
| 1955-56 | 2 | 4 | 0 | 2 | 4 | 0 |
| 1956-57 | 2 | 4 | 1 | 0 | 6 | 0 |
| 1957-58 | 4 | 5 | 1 | 2 | 1 | 0 |
| 1958-59 | 0 | 0 | 0 | 1 | 3 | 0 |
| 1959-60 | 4 | 3 | 0 | 2 | 3 | 0 |
| 1960-61 | 4 | 1 | 0 | 2 | 2 | 0 |
| 1961-62 | 6 | 2 | 0 | 2 | 1 | 1 |
| 1962-63 | 1 | 1 | 1 | 3 | 1 | 0 |
| 1963-64 | 6 | 1 | 0 | 1 | 5 | 0 |
| 1964-65 | 5 | 1 | 0 | 1 | 2 | 1 |
| 1965-66 | 1 | 1 | 0 | 3 | 3 | 0 |
| 1966-67 | 4 | 2 | 0 | 2 | 2 | 0 |
| 1967-68 | 3 | 2 | 0 | 3 | 5 | 0 |
| 1968-69 | 1 | 0 | 0 | 4 | 2 | 0 |
| 1969-70 | 8 | 1 | 1 | 6 | 2 | 0 |
| 1970-71 | 4 | 0 | 0 | 2 | 0 | 0 |
| 1971-72 | 12 | 0 | 0 | 2 | 0 | 0 |

| SEASON | HOME | | | ROAD | | |
|-----------|---------------------|-----|----|------|-----|----|
| | W | L | T | W | L | T |
| 1972-73 | 3 | 1 | 0 | 1 | 2 | 0 |
| 1973-74 | 5 | 0 | 0 | 6 | 1 | 0 |
| 1974-75 | 7 | 0 | 0 | 0 | 3 | 0 |
| 1975-76 | 3 | 2 | 0 | 1 | 0 | 0 |
| 1976-77 | 1 | 2 | 0 | 1 | 5 | 0 |
| 1977-78 | 5 | 3 | 0 | 1 | 3 | 1 |
| 1978-79 | 2 | 2 | 0 | 2 | 0 | 0 |
| 1979-80 | 4 | 1 | 2 | 0 | 2 | 0 |
| 1980-81 | 0 | 1 | 0 | 0 | 1 | 0 |
| 1981-82 | 2 | 0 | 0 | 0 | 1 | 0 |
| 1982-83 | 4 | 0 | 0 | 1 | 0 | 0 |
| 1983-84 | 2 | 1 | 0 | 1 | 2 | 0 |
| 1984-85 | 1 | 0 | 0 | 1 | 1 | 0 |
| 1985-86 | 1 | 0 | 0 | 0 | 0 | 0 |
| 1986-87 | 1 | 0 | 0 | 0 | 1 | 0 |
| 1987-88 | 0 | 0 | 0 | 0 | 4 | 0 |
| 1988-89 | 0 | 0 | 0 | 0 | 3 | 0 |
| 1989-90 | 2 | 1 | 0 | 0 | 2 | 0 |
| 1990-91 | 2 | 1 | 0 | 2 | 2 | 0 |
| 1991-92 | 5 | 0 | 0 | 1 | 2 | 0 |
| 1992-93 | 6 | 1 | 0 | 3 | 2 | 0 |
| 1993-94 | 4 | 1 | 0 | 3 | 2 | 0 |
| 1994-95 | 1 | 0 | 0 | 4 | 1 | 0 |
| 1995-96 | 3 | 0 | 0 | 2 | 4 | 0 |
| 1996-97 | 2 | 6 | 0 | 1 | 1 | 0 |
| 1997-98 | 4 | 6 | 0 | 5 | 4 | 1 |
| 1998-99 | 3 | 0 | 0 | 1 | 4 | 0 |
| 1999-2000 | 2 | 3 | 0 | 2 | 1 | 0 |
| 2000-01 | 5 | 7 | 0 | 1 | 2 | 0 |
| 2001-02 | 4 | 1 | 0 | 2 | 2 | 0 |
| 2002-03 | 4 | 4 | 1 | 4 | 1 | 0 |
| 2003-04 | 4 | 3 | 0 | 0 | 4 | 0 |
| 2004-05 | - SEASON CANCELED - | | | | | |
| 2005-06 | 2 | 0 | - | 0 | 3 | - |
| 2006-07 | 2 | 4 | - | 1 | 2 | - |
| 2007-08 | 4 | 2 | - | 0 | 3 | - |
| 2008-09 | 3 | 2 | - | 3 | 3 | - |
| 2009-10 | 6 | 0 | - | 5 | 2 | - |
| 2010-11 | 3 | 2 | - | 2 | 2 | - |
| 2011-12 | 0 | 2 | - | 0 | 5 | - |
| 2012-13 | 2 | 0 | - | 5 | 0 | - |
| 2013-14 | 2 | 1 | - | 1 | 3 | - |
| 2014-15 | 2 | 4 | - | 3 | 4 | - |
| 2015-16 | 7 | 3 | - | 1 | 4 | - |
| 2016-17 | 3 | 2 | - | 1 | 5 | - |
| TOTALS | 252 | 163 | 22 | 144 | 230 | 13 |

SHUTOUTS AND SCORELESS TIES

SHUTOUTS BY BLACKHAWKS GOALTENDERS

| RK. | NAME | SHUTOUTS |
|-----|-------------------------|-----------|
| 1 | TONY ESPOSITO* | 74 |
| 2 | GLENN HALL | 51 |
| 3 | CHUCK GARDINER | 42 |
| 4 | ED BELFOUR | 30 |
| 5 | MIKE KARAKAS | 28 |
| | JOCelyn THIBault | 28 |
| 7 | COREY CRAWFORD** | 21 |
| 8 | AL ROLLINS | 17 |
| 9 | JEFF HACKETT | 14 |
| 10 | DENIS DEJORDY | 13 |
| 11 | MURRAY BANNERMAN | 8 |
| | LORNE CHABOT | 8 |
| 13 | CRISTOBAL HUET | 7 |
| | ANTTI NIEMI | 7 |
| 15 | PAUL GOODMAN | 6 |
| | NIKOLAI KHABIBULIN | 6 |
| | HUGH LEHMAN | 6 |
| 18 | FRANK BRIMSEK | 5 |
| | HARRY LUMLEY | 5 |
| | GARY SMITH | 5 |
| 21 | DAVE DRYDEN | 4 |
| | SAM LOPRESTI | 4 |
| | SCOTT DARLING | 4 |
| 24 | RAY EMERY** | 3 |
| | MICHAEL LEIGHTON | 3 |
| | ANTTI RAANTA | 3 |
| | MIKE VEISOR | 3 |
| 28 | CRAIG ANDERSON | 2 |
| | JACQUES CLOUTIER | 2 |
| | PATRICK LAJME | 2 |
| | WARREN SKORODENSKI | 2 |
| | CHRIS TERRERI | 2 |
| | JIMMY WAITE | 2 |
| 34 | HANK BASSEN | 1 |
| | PAUL BIBEault | 1 |
| | BRIAN BOUCHER | 1 |
| | EMILE FRANCIS | 1 |
| | BERT GARDINER | 1 |
| | DOMINIK HASEK | 1 |
| | ADAM MUNRO | 1 |
| | JACK NORRIS | 1 |
| | STEVE PASSMORE | 1 |
| | BOB SAUVE | 1 |
| | MARTY TURCO | 1 |

BLACKHAWKS ALL-TIME SCORELESS TIES

| DATE | OPPONENT | CHI GOALIE | OPP. GOALIE |
|----------|----------|------------|-------------|
| 11/26/27 | DET | GARDINER | HOLMES |
| 02/24/29 | DET | GARDINER | DOLSON |
| 02/28/29 | NYR | GARDINER | ROACH |
| 12/18/30 | @ MTL | GARDINER | HAINSWORTH |
| 12/18/32 | @ NYA | GARDINER | WORTERS |
| 01/05/33 | BOS | GARDINER | THOMPSON |
| 02/19/33 | MTL MA | GARDINER | KERR |
| 12/21/33 | @ MTL MA | GARDINER | KERR |
| 01/11/34 | BOS | GARDINER | THOMPSON |
| 02/22/34 | NYA | GARDINER | WORTERS |
| 11/14/35 | @ DET | KARAKAS | SMITH |
| 11/12/36 | @ NYA | KARAKAS | WORTERS |
| 12/08/36 | @ NYR | KARAKAS | KERR |
| 02/20/44 | TOR | KARAKAS | BIBEault |
| 01/07/45 | @ NYR | KARAKAS | MCAULEY |
| 02/18/45 | MTL | KARAKAS | DURNAN |
| 12/04/46 | DET | BIBEault | LUMLEY |
| 11/13/49 | MTL | BRIMSEK | DURNAN |
| 12/02/50 | @ TOR | LUMLEY | ROLLINS |
| 01/31/52 | BOS | LUMLEY | HENRY |
| 03/15/53 | DET | ROLLINS | SAWCHUK |
| 11/01/53 | BOS | ROLLINS | HENRY |
| 03/05/54 | NYR | ROLLINS | BOWER |
| 03/03/57 | TOR | ROLLINS | CHADWICK |
| 12/28/57 | BOS | HALL | SIMMONS |
| 12/27/61 | @ TOR | HALL | BOWER |
| 10/13/62 | DET | HALL | SAWCHUK |
| 01/13/65 | @ TOR | DEJORDY | BOWER |
| 03/11/70 | BOS | ESPOSITO | JOHNSTON |
| 01/07/78 | @ STL | ESPOSITO | MYRE |
| 10/31/79 | BUF | ESPOSITO | SAUVE |
| 12/19/79 | PIT | ESPOSITO | MILLEN |
| 12/17/97 | @ EDM | HACKETT | JOSEPH |
| 01/08/03 | ARI | LEIGHTON | BIERK |

LEADERSHIP

PLAYERS

2016-17

OPPONENTS

TRADITION

RECORDS

PLAYOFFS

HISTORY

MINORS

MEDIA

* TONY ESPOSITO AND MICHEL DUMAS SHARED A SHUTOUT ON 02/23/75 VS. ATL.

** COREY CRAWFORD AND RAY EMERY SHARED A SHUTOUT ON 02/28/13 @ STL.

CURRENT PLAYERS IN **BOLD RED**.



GLENN
HALL 1

ALL-TIME SHUTOUTS

| |
|------------|
| LEADERSHIP |
| PLAYERS |
| 2016-17 |
| OPPONENTS |
| TRADITION |
| RECORDS |
| PLAYOFFS |
| HISTORY |
| MINORS |
| NHL |
| MEDIA |

| NO. | NAME | DATE | TEAM | SCORE |
|-----|------------------|----------|----------|--------|
| 1 | HUGH LEHMAN | 12/11/26 | @ MTL | 3-0 |
| 2 | HUGH LEHMAN | 12/25/26 | DET | 2-0 |
| 3 | HUGH LEHMAN | 01/08/27 | @ PIT PI | 4-0 |
| 4 | HUGH LEHMAN | 03/01/27 | NYR | 3-0 |
| 5 | HUGH LEHMAN | 03/13/27 | @ BOS | 4-0 |
| 6 | CHARLES GARDINER | 11/26/27 | DET | 0-0 OT |
| 7 | CHARLES GARDINER | 01/18/28 | DET | 2-0 |
| 8 | CHARLES GARDINER | 02/05/28 | @ NYA | 6-0 |
| 9 | CHARLES GARDINER | 02/12/28 | @ NYR | 3-0 |
| 10 | CHARLES GARDINER | 12/27/28 | @ NYA | 2-0 |
| 11 | CHARLES GARDINER | 02/05/29 | @ DET | 1-0 |
| 12 | CHARLES GARDINER | 02/24/29 | DET | 0-0 OT |
| 13 | CHARLES GARDINER | 02/28/29 | NYR | 0-0 OT |
| 14 | CHARLES GARDINER | 03/10/29 | PIT PI | 1-0 |
| 15 | CHARLES GARDINER | 11/24/29 | DET | 4-0 |
| 16 | CHARLES GARDINER | 02/25/30 | @ MTL MA | 2-0 |
| 17 | CHARLES GARDINER | 03/02/30 | PIT PI | 3-0 |
| 18 | CHARLES GARDINER | 11/20/30 | BOS | 1-0 |
| 19 | CHARLES GARDINER | 11/23/30 | MTL | 3-0 |
| 20 | CHARLES GARDINER | 11/27/30 | @ NYR | 4-0 |
| 21 | CHARLES GARDINER | 11/29/30 | @ OTT | 3-0 |
| 22 | CHARLES GARDINER | 12/18/30 | @ MTL | 0-0 OT |
| 23 | CHARLES GARDINER | 01/08/31 | @ PHI QU | 4-0 |
| 24 | CHARLES GARDINER | 01/11/31 | @ NYR | 2-0 |
| 25 | CHARLES GARDINER | 01/13/31 | @ NYA | 1-0 |
| 26 | CHARLES GARDINER | 01/15/31 | BOS | 2-0 |
| 27 | CHARLES GARDINER | 03/01/31 | OTT | 5-0 |
| 28 | CHARLES GARDINER | 03/05/31 | NYA | 1-0 |
| 29 | CHARLES GARDINER | 03/17/31 | @ PHI QU | 4-0 |
| 30 | CHARLES GARDINER | 12/20/31 | TOR | 1-0 OT |
| 31 | CHARLES GARDINER | 01/21/32 | @ NYA | 1-0 |
| 32 | CHARLES GARDINER | 02/03/32 | TOR | 7-0 |
| 33 | CHARLES GARDINER | 03/20/32 | BOS | 1-0 |
| 34 | CHARLES GARDINER | 12/18/32 | @ NYA | 0-0 OT |
| 35 | CHARLES GARDINER | 01/05/33 | BOS | 0-0 OT |
| 36 | CHARLES GARDINER | 01/19/33 | NYA | 6-0 |
| 37 | CHARLES GARDINER | 02/12/33 | MTL | 2-0 |
| 38 | CHARLES GARDINER | 02/19/33 | MTL MA | 0-0 OT |
| 39 | CHARLES GARDINER | 11/12/33 | NYR | 1-0 |
| 40 | CHARLES GARDINER | 11/23/33 | @ NYA | 2-0 |
| 41 | CHARLES GARDINER | 11/26/33 | BOS | 1-0 |
| 42 | CHARLES GARDINER | 12/14/33 | DET | 4-0 |
| 43 | CHARLES GARDINER | 12/21/33 | @ MTL MA | 0-0 OT |
| 44 | CHARLES GARDINER | 01/11/34 | BOS | 0-0 OT |
| 45 | CHARLES GARDINER | 01/14/34 | NYA | 4-0 |
| 46 | CHARLES GARDINER | 01/28/34 | TOR | 2-0 |
| 47 | CHARLES GARDINER | 01/30/34 | @ OTT | 2-0 |
| 48 | CHARLES GARDINER | 02/22/34 | NYA | 0-0 OT |
| 49 | LORNE CHABOT | 11/22/34 | STL EA | 1-0 |
| 50 | LORNE CHABOT | 11/25/34 | BOS | 4-0 |
| 51 | LORNE CHABOT | 12/09/34 | NYR | 4-0 |
| 52 | LORNE CHABOT | 12/11/34 | DET | 4-0 |
| 53 | LORNE CHABOT | 01/05/35 | @ BOS | 6-0 |
| 54 | LORNE CHABOT | 01/22/35 | @ NYA | 2-0 |
| 55 | LORNE CHABOT | 02/14/35 | @ DET | 3-0 |
| 56 | LORNE CHABOT | 03/03/35 | @ MTL | 3-0 |
| 57 | MIKE KARAKAS | 11/14/35 | @ DET | 0-0 OT |

| NO. | NAME | DATE | TEAM | SCORE |
|-----|---------------|----------|----------|--------|
| 58 | MIKE KARAKAS | 11/17/35 | NYR | 3-0 |
| 59 | MIKE KARAKAS | 12/01/35 | MTL | 1-0 |
| 60 | MIKE KARAKAS | 12/08/35 | BOS | 1-0 |
| 61 | MIKE KARAKAS | 12/25/35 | @ DET | 2-0 |
| 62 | MIKE KARAKAS | 01/21/36 | @ NYR | 1-0 |
| 63 | MIKE KARAKAS | 02/02/36 | TOR | 2-0 |
| 64 | MIKE KARAKAS | 02/25/36 | @ MTL MA | 2-0 |
| 65 | MIKE KARAKAS | 03/08/36 | MTL | 2-0 |
| 66 | MIKE KARAKAS | 11/12/36 | @ NYA | 0-0 OT |
| 67 | MIKE KARAKAS | 11/26/36 | @ DET | 2-0 |
| 68 | MIKE KARAKAS | 12/08/36 | @ NYR | 0-0 OT |
| 69 | MIKE KARAKAS | 01/21/37 | NYR | 2-0 |
| 70 | MIKE KARAKAS | 01/26/37 | @ NYA | 9-0 |
| 71 | MIKE KARAKAS | 01/09/38 | MTL MA | 1-0 |
| 72 | MIKE KARAKAS | 11/05/38 | @ TOR | 2-0 |
| 73 | MIKE KARAKAS | 11/27/38 | @ NYR | 1-0 |
| 74 | MIKE KARAKAS | 12/11/38 | NYA | 4-0 |
| 75 | MIKE KARAKAS | 12/18/38 | NYR | 5-0 |
| 76 | MIKE KARAKAS | 01/08/39 | TOR | 1-0 |
| 77 | PAUL GOODMAN | 01/01/40 | DET | 1-0 |
| 78 | PAUL GOODMAN | 01/09/40 | @ MTL | 2-0 |
| 79 | PAUL GOODMAN | 02/09/40 | @ DET | 3-0 |
| 80 | PAUL GOODMAN | 02/11/40 | NYR | 3-0 |
| 81 | PAUL GOODMAN | 11/23/40 | @ TOR | 1-0 |
| 82 | PAUL GOODMAN | 12/19/40 | MTL | 2-0 |
| 83 | SAM LOPRESTI | 02/27/41 | DET | 1-0 |
| 84 | SAM LOPRESTI | 11/06/41 | BRK | 1-0 |
| 85 | SAM LOPRESTI | 12/20/41 | @ TOR | 2-0 |
| 86 | SAM LOPRESTI | 02/15/42 | BOS | 2-0 |
| 87 | BERT GARDINER | 02/21/43 | TOR | 5-0 |
| 88 | MIKE KARAKAS | 02/01/44 | @ BOS | 2-0 |
| 89 | MIKE KARAKAS | 02/20/44 | TOR | 0-0 |
| 90 | MIKE KARAKAS | 03/19/44 | DET | 2-0 |
| 91 | MIKE KARAKAS | 01/07/45 | @ NYR | 0-0 |
| 92 | MIKE KARAKAS | 01/21/45 | TOR | 4-0 |
| 93 | MIKE KARAKAS | 02/18/45 | MTL | 0-0 |
| 94 | MIKE KARAKAS | 02/21/45 | BOS | 5-0 |
| 95 | MIKE KARAKAS | 01/05/46 | @ TOR | 3-0 |
| 96 | PAUL BIBEALTY | 12/04/46 | DET | 0-0 |
| 97 | EMILE FRANCIS | 02/11/48 | @ BOS | 3-0 |
| 98 | FRANK BRIMSEK | 10/29/49 | @ NYR | 2-0 |
| 99 | FRANK BRIMSEK | 11/13/49 | MTL | 0-0 |
| 100 | FRANK BRIMSEK | 02/01/50 | TOR | 3-0 |
| 101 | FRANK BRIMSEK | 02/15/50 | DET | 3-0 |
| 102 | FRANK BRIMSEK | 03/15/50 | TOR | 4-0 |
| 103 | HARRY LUMLEY | 11/26/50 | DET | 5-0 |
| 104 | HARRY LUMLEY | 12/02/50 | @ TOR | 0-0 |
| 105 | HARRY LUMLEY | 12/09/50 | @ MTL | 5-0 |
| 106 | HARRY LUMLEY | 11/18/51 | TOR | 1-0 |
| 107 | HARRY LUMLEY | 01/31/52 | BOS | 0-0 |
| 108 | AL ROLLINS | 10/12/52 | NYR | 2-0 |
| 109 | AL ROLLINS | 11/23/52 | DET | 3-0 |
| 110 | AL ROLLINS | 01/18/53 | NYR | 2-0 |
| 111 | AL ROLLINS | 02/22/53 | BOS | 2-0 |
| 112 | AL ROLLINS | 02/27/53 | BOS | 3-0 |
| 113 | AL ROLLINS | 03/15/53 | DET | 0-0 |
| 114 | AL ROLLINS | 10/31/53 | MTL | 1-0 |

| NO. | NAME | DATE | TEAM | SCORE |
|-----|---------------|----------|-------|-------|
| 115 | AL ROLLINS | 11/01/53 | BOS | 0-0 |
| 116 | AL ROLLINS | 12/06/53 | @ DET | 5-0 |
| 117 | AL ROLLINS | 03/05/54 | NYR | 0-0 |
| 118 | AL ROLLINS | 03/19/54 | BOS | 7-0 |
| 119 | AL ROLLINS | 10/25/55 | BOS | 2-0# |
| 120 | AL ROLLINS | 11/11/55 | TOR | 2-0 |
| 121 | AL ROLLINS | 11/27/55 | @ BOS | 6-0 |
| 122 | HANK BASSEN | 01/12/56 | @ BOS | 5-0 |
| 123 | AL ROLLINS | 10/30/56 | BOS | 4-0 |
| 124 | AL ROLLINS | 12/30/56 | TOR | 2-0 |
| 125 | AL ROLLINS | 03/03/57 | TOR | 0-0 |
| 126 | GLENN HALL | 10/08/57 | TOR | 1-0 |
| 127 | GLENN HALL | 10/27/57 | @ DET | 3-0 |
| 128 | GLENN HALL | 10/29/57 | DET | 1-0 |
| 129 | GLENN HALL | 11/09/57 | NYR | 5-0 |
| 130 | GLENN HALL | 12/04/57 | @ NYR | 2-0 |
| 131 | GLENN HALL | 12/28/57 | BOS | 0-0 |
| 132 | GLENN HALL | 02/16/58 | MTL | 4-0 |
| 133 | GLENN HALL | 01/07/59 | @ NYR | 4-0 |
| 134 | GLENN HALL | 12/16/59 | BOS | 4-0 |
| 135 | GLENN HALL | 12/23/59 | @ NYR | 3-0 |
| 136 | GLENN HALL | 01/10/60 | MTL | 3-0 |
| 137 | GLENN HALL | 02/14/60 | MTL | 2-0 |
| 138 | GLENN HALL | 03/03/60 | @ BOS | 2-0 |
| 139 | GLENN HALL | 03/05/60 | NYR | 5-0 |
| 140 | GLENN HALL | 10/12/60 | TOR | 3-0 |
| 141 | GLENN HALL | 11/09/60 | TOR | 2-0 |
| 142 | GLENN HALL | 12/14/60 | NYR | 4-0 |
| 143 | GLENN HALL | 12/25/60 | @ DET | 3-0 |
| 144 | GLENN HALL | 12/31/60 | @ DET | 3-0 |
| 145 | GLENN HALL | 01/01/61 | DET | 3-0 |
| 146 | GLENN HALL | 11/07/61 | TOR | 6-0 |
| 147 | GLENN HALL | 11/15/61 | DET | 2-0 |
| 148 | GLENN HALL | 12/27/61 | @ TOR | 0-0 |
| 149 | GLENN HALL | 01/01/62 | MTL | 2-0 |
| 150 | GLENN HALL | 01/11/62 | @ BOS | 6-0 |
| 151 | GLENN HALL | 01/28/62 | @ NYR | 3-0 |
| 152 | GLENN HALL | 02/18/62 | BOS | 6-0 |
| 153 | GLENN HALL | 02/25/62 | BOS | 8-0 |
| 154 | GLENN HALL | 03/20/62 | DET | 3-0 |
| 155 | GLENN HALL | 10/13/62 | DET | 0-0 |
| 156 | GLENN HALL | 11/22/62 | TOR | 1-0 |
| 157 | GLENN HALL | 11/29/62 | @ BOS | 5-0 |
| 158 | GLENN HALL | 01/26/63 | @ DET | 3-0 |
| 159 | GLENN HALL | 03/14/63 | @ BOS | 2-0 |
| 160 | GLENN HALL | 11/02/63 | @ TOR | 2-0 |
| 161 | GLENN HALL | 11/17/63 | TOR | 6-0 |
| 162 | GLENN HALL | 11/28/63 | TOR | 2-0 |
| 163 | GLENN HALL | 12/08/63 | MTL | 3-0 |
| 164 | GLENN HALL | 12/29/63 | TOR | 2-0 |
| 165 | GLENN HALL | 02/23/64 | BOS | 2-0 |
| 166 | GLENN HALL | 03/17/64 | NYR | 4-0 |
| 167 | GLENN HALL | 10/14/64 | BOS | 3-0 |
| 168 | DENIS DEJORDY | 12/13/64 | DET | 5-0 |
| 169 | DENIS DEJORDY | 01/13/65 | @ TOR | 0-0 |
| 170 | DENIS DEJORDY | 01/31/65 | MTL | 3-0 |
| 171 | GLENN HALL | 02/13/65 | @ NYR | 3-0 |

| NO. | NAME | DATE | TEAM | SCORE |
|-----|---------------|----------|-------|-------|
| 172 | GLENN HALL | 02/21/65 | BOS | 7-0 |
| 173 | GLENN HALL | 03/07/65 | MTL | 7-0 |
| 174 | GLENN HALL | 10/23/65 | @ TOR | 4-0 |
| 175 | GLENN HALL | 11/07/65 | TOR | 9-0 |
| 176 | GLENN HALL | 11/27/65 | @ NYR | 1-0 |
| 177 | GLENN HALL | 12/29/65 | @ NYR | 3-0 |
| 178 | GLENN HALL | 11/24/66 | MTL | 5-0 |
| 179 | DENIS DEJORDY | 01/15/67 | TOR | 4-0 |
| 180 | DENIS DEJORDY | 02/05/67 | @ BOS | 5-0 |
| 181 | DENIS DEJORDY | 02/08/67 | MTL | 5-0 |
| 182 | GLENN HALL | 03/12/67 | TOR | 5-0 |
| 183 | DENIS DEJORDY | 04/02/67 | @ NYR | 8-0 |
| 184 | DENIS DEJORDY | 12/10/67 | @ PHI | 3-0 |
| 185 | DENIS DEJORDY | 12/17/67 | TOR | 2-0 |
| 186 | DENIS DEJORDY | 12/31/67 | OAK | 3-0 |
| 187 | DAVE DRYDEN | 02/21/68 | @ OAK | 1-0 |
| 188 | DENIS DEJORDY | 02/28/68 | @ TOR | 1-0 |
| 189 | JACK NORRIS | 03/10/68 | TOR | 4-0 |
| 190 | DAVE DRYDEN | 11/20/68 | @ MIN | 2-0 |
| 191 | DAVE DRYDEN | 11/24/68 | MIN | 6-0 |
| 192 | DENIS DEJORDY | 12/19/68 | @ DET | 2-0 |
| 193 | DENIS DEJORDY | 01/30/69 | @ PHI | 12-0 |
| 194 | DAVE DRYDEN | 02/15/69 | @ PHI | 3-0 |
| 195 | TONY ESPOSITO | 10/25/69 | @ MTL | 5-0 |
| 196 | TONY ESPOSITO | 11/09/69 | TOR | 9-0 |
| 197 | TONY ESPOSITO | 11/16/69 | MTL | 1-0 |
| 198 | TONY ESPOSITO | 11/26/69 | LAK | 6-0 |
| 199 | TONY ESPOSITO | 12/19/69 | @ OAK | 4-0 |
| 200 | TONY ESPOSITO | 12/21/69 | STL | 4-0 |
| 201 | TONY ESPOSITO | 12/27/69 | @ PIT | 3-0 |
| 202 | TONY ESPOSITO | 01/07/70 | DET | 7-0 |
| 203 | TONY ESPOSITO | 01/14/70 | PIT | 5-0 |
| 204 | TONY ESPOSITO | 01/17/70 | @ BOS | 1-0 |
| 205 | TONY ESPOSITO | 01/31/70 | @ PHI | 5-0 |
| 206 | TONY ESPOSITO | 03/11/70 | BOS | 0-0 |
| 207 | TONY ESPOSITO | 03/22/70 | STL | 1-0 |
| 208 | TONY ESPOSITO | 03/26/70 | @ DET | 1-0 |
| 209 | TONY ESPOSITO | 03/29/70 | TOR | 4-0 |
| 210 | TONY ESPOSITO | 10/24/70 | @ TOR | 1-0 |
| 211 | TONY ESPOSITO | 10/25/70 | @ BUF | 4-0 |
| 212 | TONY ESPOSITO | 11/22/70 | CALIF | 9-0 |
| 213 | TONY ESPOSITO | 01/21/71 | DET | 2-0 |
| 214 | TONY ESPOSITO | 02/07/71 | PIT | 1-0 |
| 215 | TONY ESPOSITO | 03/21/71 | DET | 2-0 |
| 216 | TONY ESPOSITO | 10/13/71 | STL | 1-0 |
| 217 | TONY ESPOSITO | 10/17/71 | LAK | 4-0 |
| 218 | GARY SMITH | 11/03/71 | PHI | 3-0 |
| 219 | TONY ESPOSITO | 11/17/71 | VAN | 3-0 |
| 220 | GARY SMITH | 12/05/71 | LAK | 7-0 |
| 221 | GARY SMITH | 12/19/71 | STL | 2-0 |
| 222 | GARY SMITH | 01/08/72 | @ PIT | 4-0 |
| 223 | TONY ESPOSITO | 01/19/72 | CALIF | 2-0 |
| 224 | TONY ESPOSITO | 01/23/72 | TOR | 4-0 |
| 225 | TONY ESPOSITO | 01/27/72 | VAN | 4-0 |
| 226 | TONY ESPOSITO | 02/06/72 | MIN | 5-0 |
| 227 | TONY ESPOSITO | 02/26/72 | CALIF | 3-0 |
| 228 | TONY ESPOSITO | 03/26/72 | STL | 4-0 |

| LEADERSHIP |
|------------|
| PLAYERS |
| 2016-17 |
| OPPONENTS |
| TRADITION |
| RECORDS |
| PLAYOFFS |
| HISTORY |
| MINORS |
| NHL |
| MEDIA |

AT ST. LOUIS, MO.

ALL-TIME SHUTOUTS

| |
|------------|
| LEADERSHIP |
| PLAYERS |
| 2016-17 |
| OPPONENTS |
| TRADITION |
| RECORDS |
| PLAYOFFS |
| HISTORY |
| MINORS |
| NHL |
| MEDIA |

| NO. | NAME | DATE | TEAM | SCORE |
|-----|--------------------|----------|-------|-------|
| 229 | GARY SMITH | 04/01/72 | @ STL | 2-0 |
| 230 | TONY ESPOSITO | 12/06/72 | LAK | 6-0 |
| 231 | TONY ESPOSITO | 12/17/72 | LAK | 2-0 |
| 232 | TONY ESPOSITO | 01/06/73 | @ MIN | 2-0 |
| 233 | TONY ESPOSITO | 03/24/73 | ATL | 7-0 |
| 234 | TONY ESPOSITO | 10/10/73 | @ LAK | 3-0 |
| 235 | TONY ESPOSITO | 10/17/73 | VAN | 5-0 |
| 236 | TONY ESPOSITO | 11/09/73 | @ VAN | 4-0 |
| 237 | TONY ESPOSITO | 11/11/73 | @ LAK | 3-0 |
| 238 | TONY ESPOSITO | 12/01/73 | @ MTL | 5-0 |
| 239 | TONY ESPOSITO | 02/03/74 | STL | 3-0 |
| 240 | TONY ESPOSITO | 02/08/74 | @ ATL | 3-0 |
| 241 | TONY ESPOSITO | 02/13/74 | LAK | 4-0 |
| 242 | TONY ESPOSITO | 02/16/74 | @ NYI | 4-0 |
| 243 | TONY ESPOSITO | 02/20/74 | CALIF | 3-0 |
| 244 | MIKE VEISOR | 03/24/74 | MIN | 6-0 |
| 245 | TONY ESPOSITO | 10/16/74 | BOS | 4-0 |
| 246 | TONY ESPOSITO | 10/20/74 | MIN | 6-0 |
| 247 | TONY ESPOSITO | 11/23/74 | KC | 6-0 |
| 248 | TONY ESPOSITO | 12/01/74 | MIN | 3-0 |
| 249 | TONY ESPOSITO | 12/22/74 | TOR | 3-0 |
| 250 | TONY ESPOSITO | 02/23/75 | ATL | 4-0* |
| 251 | TONY ESPOSITO | 04/06/75 | MIN | 3-0 |
| 252 | TONY ESPOSITO | 10/12/75 | VAN | 3-0 |
| 253 | TONY ESPOSITO | 10/25/75 | @ KC | 4-0 |
| 254 | TONY ESPOSITO | 11/09/75 | MIN | 3-0 |
| 255 | TONY ESPOSITO | 01/18/76 | PHI | 2-0 |
| 256 | TONY ESPOSITO | 10/17/76 | MIN | 3-0 |
| 257 | TONY ESPOSITO | 01/22/77 | @ DET | 3-0 |
| 258 | MIKE VEISOR | 10/16/77 | @ BUF | 2-0 |
| 259 | TONY ESPOSITO | 10/23/77 | STL | 2-0 |
| 260 | TONY ESPOSITO | 12/18/77 | ATL | 3-0 |
| 261 | MIKE VEISOR | 12/28/77 | TOR | 4-0 |
| 262 | TONY ESPOSITO | 01/01/78 | @ STL | 0-0 |
| 263 | TONY ESPOSITO | 01/26/78 | CLE | 5-0 |
| 264 | TONY ESPOSITO | 04/01/78 | DET | 2-0 |
| 265 | TONY ESPOSITO | 01/10/79 | LAK | 3-0 |
| 266 | TONY ESPOSITO | 01/24/79 | @ VAN | 5-0 |
| 267 | TONY ESPOSITO | 03/02/79 | @ COL | 4-0 |
| 268 | TONY ESPOSITO | 03/25/79 | COL | 3-0 |
| 269 | TONY ESPOSITO | 10/24/79 | WPG | 4-0 |
| 270 | TONY ESPOSITO | 10/31/79 | BUF | 0-0 |
| 271 | TONY ESPOSITO | 11/21/79 | WSH | 4-0 |
| 272 | TONY ESPOSITO | 12/19/79 | PIT | 0-0 |
| 273 | TONY ESPOSITO | 12/23/79 | NYI | 8-0 |
| 274 | TONY ESPOSITO | 01/27/80 | MIN | 3-0 |
| 275 | MURRAY BANNERMAN | 10/11/81 | CGY | 3-0 |
| 276 | TONY ESPOSITO | 11/15/81 | COL | 10-0 |
| 277 | MURRAY BANNERMAN | 10/20/82 | BUF | 4-0 |
| 278 | MURRAY BANNERMAN | 11/21/82 | DET | 3-0 |
| 279 | MURRAY BANNERMAN | 02/01/83 | @ STL | 5-0 |
| 280 | TONY ESPOSITO | 03/27/83 | DET | 6-0 |
| 281 | MURRAY BANNERMAN | 03/30/83 | MIN | 5-0 |
| 282 | MURRAY BANNERMAN | 11/30/83 | @ NYR | 4-0 |
| 283 | MURRAY BANNERMAN | 01/08/84 | VAN | 2-0 |
| 284 | TONY ESPOSITO | 01/15/84 | PIT | 2-0 |
| 285 | WARREN SKORODENSKI | 11/17/84 | @ HFD | 7-0 |
| 286 | WARREN SKORODENSKI | 04/03/85 | NJD | 5-0 |

* TONY ESPOSITO AND MICHEL DUMAS SHARED A SHUTOUT.

| NO. | NAME | DATE | TEAM | SCORE |
|-----|------------------|----------|-------|-------|
| 287 | MURRAY BANNERMAN | 11/20/85 | VAN | 2-0 |
| 288 | BOB SAUVE | 01/28/87 | TOR | 5-0 |
| 289 | JACQUES CLOUTIER | 10/15/89 | DET | 3-0 |
| 290 | JACQUES CLOUTIER | 10/29/89 | WSH | 1-0 |
| 291 | ED BELFOUR | 10/18/90 | TOR | 3-0 |
| 292 | ED BELFOUR | 12/31/90 | @ DET | 4-0 |
| 293 | ED BELFOUR | 01/28/91 | @ VAN | 1-0 |
| 294 | ED BELFOUR | 03/03/91 | VAN | 8-0 |
| 295 | ED BELFOUR | 11/10/91 | HFD | 3-0 |
| 296 | ED BELFOUR | 11/14/91 | TOR | 3-0 |
| 297 | DOMINIK HASEK | 01/09/92 | TOR | 2-0 |
| 298 | ED BELFOUR | 01/16/92 | TOR | 4-0 |
| 299 | ED BELFOUR | 01/25/92 | @ MIN | 2-0 |
| 300 | ED BELFOUR | 03/08/92 | BOS | 4-0 |
| 301 | JIMMY WAITE | 10/10/92 | @ STL | 3-0 |
| 302 | ED BELFOUR | 11/05/92 | TOR | 1-0 |
| 303 | ED BELFOUR | 11/12/92 | STL | 1-0 |
| 304 | JIMMY WAITE | 12/06/92 | MTL | 2-0 |
| 305 | ED BELFOUR | 12/12/92 | @ MIN | 3-0 |
| 306 | ED BELFOUR | 12/20/92 | MIN | 4-0 |
| 307 | ED BELFOUR | 12/31/92 | TBL | 5-0 |
| 308 | ED BELFOUR | 03/16/93 | @ CGY | 1-0 |
| 309 | ED BELFOUR | 03/28/93 | HFD | 3-0 |
| 310 | ED BELFOUR | 11/07/93 | EDM | 3-0 |
| 311 | ED BELFOUR | 12/19/93 | ANA | 2-0 |
| 312 | ED BELFOUR | 01/13/94 | TBL | 1-0 |
| 313 | ED BELFOUR | 01/25/94 | @ DET | 5-0 |
| 314 | ED BELFOUR | 01/31/94 | @ OTT | 1-0 |
| 315 | ED BELFOUR | 03/08/94 | ANA | 3-0 |
| 316 | ED BELFOUR | 03/09/94 | @ LAK | 4-0** |
| 317 | ED BELFOUR | 02/01/95 | @ EDM | 7-0 |
| 318 | ED BELFOUR | 02/07/95 | @ ANA | 3-0 |
| 319 | ED BELFOUR | 02/09/95 | @ STL | 5-0 |
| 320 | ED BELFOUR | 03/05/95 | ANA | 3-0 |
| 321 | ED BELFOUR | 04/30/95 | @ DET | 4-0 |
| 322 | JEFF HACKETT | 12/23/95 | @ DAL | 2-0 |
| 323 | JEFF HACKETT | 12/31/95 | NJD | 5-0 |
| 324 | JEFF HACKETT | 01/12/96 | ANA | 3-0 |
| 325 | ED BELFOUR | 01/31/96 | @ EDM | 4-0 |
| 326 | JEFF HACKETT | 02/15/96 | BOS | 3-0 |
| 327 | ED BELFOUR | 11/10/96 | OTT | 2-0 |
| 328 | JEFF HACKETT | 02/15/97 | NYR | 2-0 |
| 329 | JEFF HACKETT | 03/02/97 | @ ARI | 4-0 |
| 330 | CHRIS TERRERI | 10/22/97 | @ NYR | 1-0 |
| 331 | CHRIS TERRERI | 10/29/97 | VAN | 3-0 |
| 332 | JEFF HACKETT | 11/19/97 | @ ANA | 4-0 |
| 333 | JEFF HACKETT | 12/17/97 | @ EDM | 0-0 |
| 334 | JEFF HACKETT | 12/20/97 | @ VAN | 5-0 |
| 335 | JEFF HACKETT | 12/28/97 | ANA | 2-0 |
| 336 | JEFF HACKETT | 01/29/98 | @ SJS | 3-0 |
| 337 | JEFF HACKETT | 02/28/98 | @ COL | 4-0 |
| 338 | JEFF HACKETT | 03/19/98 | MTL | 1-0 |
| 339 | JEFF HACKETT | 03/22/98 | BOS | 1-0 |
| 340 | JOCelyn THIBAUT | 12/31/98 | NYI | 1-0 |
| 341 | JOCelyn THIBAUT | 01/21/99 | MTL | 3-0 |
| 342 | JOCelyn THIBAUT | 02/17/99 | VAN | 4-0 |
| 343 | JOCelyn THIBAUT | 03/06/99 | @ SJS | 4-0 |
| 344 | JOCelyn THIBAUT | 10/27/99 | @ MTL | 1-0 |

** NEUTRAL-SITE GAME PLAYED IN PHOENIX.

ALL-TIME SHUTOUTS

| NO. | NAME | DATE | TEAM | SCORE |
|-----|-----------------------|----------|-------|-------|
| 345 | STEVE PASSMORE | 11/12/99 | NYI | 5-0 |
| 346 | JOCELYN THIBAULT | 03/21/00 | @ ARI | 3-0 |
| 347 | JOCELYN THIBAULT | 03/30/00 | TOR | 4-0 |
| 348 | JOCELYN THIBAULT | 12/03/00 | CBJ | 5-0 |
| 349 | JOCELYN THIBAULT | 12/16/00 | @ NSH | 3-0 |
| 350 | JOCELYN THIBAULT | 01/03/01 | VAN | 6-0 |
| 351 | JOCELYN THIBAULT | 01/17/01 | FLA | 5-0 |
| 352 | JOCELYN THIBAULT | 02/18/01 | LAK | 3-0 |
| 353 | JOCELYN THIBAULT | 02/23/01 | ATL | 1-0 |
| 354 | JOCELYN THIBAULT | 10/11/01 | ARI | 3-0 |
| 355 | JOCELYN THIBAULT | 12/17/01 | @ DET | 2-0 |
| 356 | JOCELYN THIBAULT | 01/04/02 | TBL | 2-0 |
| 357 | JOCELYN THIBAULT | 01/06/02 | PIT | 2-0 |
| 358 | JOCELYN THIBAULT | 01/16/02 | @ FLA | 3-0 |
| 359 | JOCELYN THIBAULT | 04/14/02 | CBJ | 2-0 |
| 360 | JOCELYN THIBAULT | 10/13/02 | BUF | 3-0 |
| 361 | JOCELYN THIBAULT | 11/05/02 | @ DET | 2-0 |
| 362 | JOCELYN THIBAULT | 11/07/02 | ATL | 5-0 |
| 363 | JOCELYN THIBAULT | 12/04/02 | OTT | 1-0 |
| 364 | JOCELYN THIBAULT | 12/30/02 | @ LA | 2-0 |
| 365 | MICHAEL LEIGHTON | 01/08/03 | ARI | 0-0 |
| 366 | JOCELYN THIBAULT | 01/12/03 | NSH | 2-0 |
| 367 | JOCELYN THIBAULT | 02/08/03 | @ EDM | 3-0 |
| 368 | JOCELYN THIBAULT | 03/14/03 | @ ARI | 4-0 |
| 369 | JOCELYN THIBAULT | 10/08/03 | MIN | 1-0 |
| 370 | MICHAEL LEIGHTON | 12/23/03 | STL | 3-0 |
| 371 | MICHAEL LEIGHTON | 12/28/03 | DET | 3-0 |
| 372 | CRAIG ANDERSON | 01/22/04 | CBJ | 7-0 |
| 373 | ADAM MUNRO | 01/26/06 | CGY | 2-0 |
| 374 | CRAIG ANDERSON | 03/01/06 | NSH | 3-0 |
| 375 | BRIAN BOUCHER | 11/12/06 | CBJ | 1-0 |
| 376 | PATRICK LALIME | 02/07/07 | @ VAN | 3-0 |
| 377 | NIKOLAI KHABIBULIN | 03/06/07 | LAK | 3-0 |
| 378 | NIKOLAI KHABIBULIN | 02/20/08 | MIN | 3-0 |
| 379 | PATRICK LALIME | 02/27/08 | ARI | 1-0 |
| 380 | COREY CRAWFORD | 03/05/08 | ANA | 3-0 |
| 381 | NIKOLAI KHABIBULIN | 03/19/08 | WSH | 5-0 |
| 382 | NIKOLAI KHABIBULIN | 10/22/08 | EDM | 3-0 |
| 383 | CRISTOBAL HUET | 12/10/08 | OTT | 2-0 |
| 384 | CRISTOBAL HUET | 01/06/09 | @ ARI | 6-0 |
| 385 | CRISTOBAL HUET | 02/19/09 | @ FLA | 4-0 |
| 386 | NIKOLAI KHABIBULIN | 04/05/09 | @ CBJ | 1-0 |
| 387 | NIKOLAI KHABIBULIN | 04/12/09 | DET | 3-0 |
| 388 | ANTTI NIEMI | 10/03/09 | @ FLA | 4-0* |
| 389 | CRISTOBAL HUET | 10/24/09 | NSH | 2-0 |

| NO. | NAME | DATE | TEAM | SCORE |
|-----|-----------------------|----------|-------|-------|
| 390 | ANTTI NIEMI | 11/22/09 | @ VAN | 1-0 |
| 391 | ANTTI NIEMI | 12/13/09 | TBL | 4-0 |
| 392 | CRISTOBAL HUET | 12/16/09 | STL | 3-0 |
| 393 | CRISTOBAL HUET | 12/20/09 | DET | 3-0 |
| 394 | ANTTI NIEMI | 12/23/09 | @ DET | 3-0 |
| 395 | CRISTOBAL HUET | 01/14/10 | CBJ | 3-0 |
| 396 | ANTTI NIEMI | 03/18/10 | @ LAK | 3-0 |
| 397 | ANTTI NIEMI | 03/23/10 | ARI | 2-0 |
| 398 | ANTTI NIEMI | 03/31/10 | @ MIN | 4-0 |
| 399 | MARTY TURCO | 11/17/10 | @ EDM | 5-0 |
| 400 | COREY CRAWFORD | 01/09/11 | NYI | 5-0 |
| 401 | COREY CRAWFORD | 01/12/11 | COL | 4-0 |
| 402 | COREY CRAWFORD | 02/24/11 | @ NSH | 3-0 |
| 403 | COREY CRAWFORD | 03/23/11 | FLA | 4-0 |
| 404 | COREY CRAWFORD | 02/10/13 | @ NSH | 3-0 |
| 405 | COREY CRAWFORD | 02/24/13 | CBJ | 1-0 |
| 406 | COREY CRAWFORD | 02/28/13 | @ STL | 3-0** |
| 407 | RAY EMERY | 03/26/13 | CGY | 2-0 |
| 408 | RAY EMERY | 04/06/13 | @ NSH | 1-0 |
| 409 | RAY EMERY | 04/09/13 | @ MIN | 1-0 |
| 410 | COREY CRAWFORD | 04/14/13 | @ STL | 2-0 |
| 411 | ANTTI RAANTA | 12/30/13 | LAK | 1-0 |
| 412 | COREY CRAWFORD | 02/05/14 | @ ANA | 2-0 |
| 413 | COREY CRAWFORD | 03/19/14 | STL | 4-0 |
| 414 | ANTTI RAANTA | 12/21/14 | PHI | 4-0 |
| 415 | COREY CRAWFORD | 11/04/14 | @ MTL | 5-0 |
| 416 | ANTTI RAANTA | 12/21/14 | TOR | 4-0 |
| 417 | COREY CRAWFORD | 02/26/15 | @ FLA | 3-0 |
| 418 | SCOTT DARLING | 03/18/15 | @ NYR | 1-0 |
| 419 | COREY CRAWFORD | 10/24/15 | TBL | 1-0 |
| 420 | COREY CRAWFORD | 10/26/15 | ANA | 1-0 |
| 421 | COREY CRAWFORD | 12/11/15 | WPG | 2-0 |
| 422 | COREY CRAWFORD | 12/13/15 | VAN | 4-0 |
| 423 | COREY CRAWFORD | 12/17/15 | EDM | 4-0 |
| 424 | COREY CRAWFORD | 01/03/16 | OTT | 3-0 |
| 425 | COREY CRAWFORD | 01/24/16 | STL | 2-0 |
| 426 | SCOTT DARLING | 03/18/16 | @ WPG | 4-0 |
| 427 | COREY CRAWFORD | 10/30/16 | LAK | 3-0 |
| 428 | COREY CRAWFORD | 11/03/16 | COL | 4-0 |
| 429 | SCOTT DARLING | 12/06/16 | ARI | 4-0 |
| 430 | SCOTT DARLING | 01/20/17 | @ BOS | 1-0 |

* GAME PLAYED IN HELSINKI, FINLAND.

** COREY CRAWFORD AND RAY EMERY SHARED A SHUTOUT.
CURRENT PLAYERS IN **BOLD RED**.

BLACKHAWKS 30+ WIN SEASONS

| WINS | GOALIE | SEASON | GP | RECORD |
|------|-----------------------|---------|----|----------|
| 43 | ED BELFOUR | 1990-91 | 74 | 43-19-7 |
| 41 | ED BELFOUR | 1992-93 | 71 | 41-18-11 |
| 38 | TONY ESPOSITO | 1969-70 | 63 | 38-17-8 |
| 37 | ED BELFOUR | 1993-94 | 70 | 37-24-6 |
| 35 | TONY ESPOSITO | 1970-71 | 57 | 35-14-6 |
| 35 | COREY CRAWFORD | 2015-16 | 58 | 35-18-5 |
| 34 | GLENN HALL | 1965-66 | 64 | 34-21-7 |
| 34 | GLENN HALL | 1963-64 | 65 | 34-19-11 |
| 34 | TONY ESPOSITO | 1973-74 | 70 | 34-14-21 |
| 34 | TONY ESPOSITO | 1974-75 | 71 | 34-30-7 |
| 33 | JOCELYN THIBAULT | 2001-02 | 67 | 33-23-9 |

| WINS | GOALIE | SEASON | GP | RECORD |
|------|-----------------------|---------|----|----------|
| 33 | COREY CRAWFORD | 2010-11 | 57 | 33-18-6 |
| 32 | TONY ESPOSITO | 1972-73 | 56 | 32-17-7 |
| 32 | COREY CRAWFORD | 2013-14 | 59 | 32-16-10 |
| 32 | COREY CRAWFORD | 2016-17 | 55 | 32-18-4 |
| 32 | COREY CRAWFORD | 2014-15 | 57 | 32-20-5 |
| 31 | TONY ESPOSITO | 1971-72 | 48 | 31-10-6 |
| 31 | TONY ESPOSITO | 1979-80 | 69 | 31-22-16 |
| 31 | GLENN HALL | 1961-62 | 70 | 31-26-13 |
| 30 | GLENN HALL | 1962-63 | 66 | 30-20-15 |
| 30 | TONY ESPOSITO | 1975-76 | 68 | 30-23-13 |
| 30 | COREY CRAWFORD | 2011-12 | 57 | 30-17-7 |

PENALTY SHOTS FOR AND AGAINST

PENALTY SHOTS: AGAINST

| PLAYER | DATE |
|-------------------|----------|
| EARL ROBINSON | 12/16/34 |
| CHARLIE CONACHER | 12/22/34 |
| BERT CONNOLLY | 01/24/35 |
| KING CLANCY | 11/14/36 |
| ALEX SHIBICKY | 02/01/38 |
| JOHN GALLAGHER | 03/15/38 |
| PAT EGAN | 03/05/42 |
| BEP GUIDOLIN | 11/30/43 |
| MAURICE RICHARD | 03/17/45 |
| SYL APPS | 03/06/46 |
| MAURICE RICHARD | 01/01/52 |
| LARRY LEACH | 11/08/59 |
| BRUCE MacGREGOR | 01/31/62 |
| J.C. TREMBLAY | 02/17/62 |
| JOHN BUCYK | 11/01/62 |
| MURRAY OLIVER | 01/16/63 |
| DOUG BARKLEY | 11/20/63 |
| FORBES KENNEDY | 12/22/63 |
| BOBBY ROUSSEAU | 01/12/64 |
| DEAN PRENTICE | 12/27/64 |
| FRANK MAHOVLICH | 11/23/66 |
| NORM ULLMAN | 01/05/67 |
| BOB DILLABOUGH | 02/25/67 |
| MIKE WALTON | 03/10/68 |
| BUSTER HARVEY | 10/14/73 |
| GREG POLIS | 04/06/74 |
| DENNIS MARUK | 01/14/76 |
| BOB NEVIN | 02/11/76 |
| BERNIE FEDERKO | 02/17/79 |
| PERRY TURNBULL | 10/23/82 |
| GREG TERRION | 10/15/83 |
| GILBERT PERREAULT | 11/25/83 |
| GREG TERRION | 01/14/84 |
| ANDY BRICKLEY | 11/29/84 |
| ROB RAMAGE | 02/03/85 |
| DEAN EVASON | 01/13/88 |
| STEVE TUTTLE | 02/05/89 |
| GREG ADAMS | 12/10/89 |
| JOE KOCUR | 11/29/90 |
| STEVE MALTAIS | 02/25/93 |
| PHILIPPE BOZON | 04/03/93 |
| RANDY WOOD | 01/11/94 |
| STEVE LARMER | 01/16/94 |
| ROMAN OKSIUTA | 02/04/94 |
| MARK HOWE | 03/22/94 |
| BRETT HULL | 01/04/96 |
| GEOFF COURTNALL | 12/13/96 |
| ADAM DEADMARSH | 03/01/97 |
| ROB ZAMUNER | 10/09/97 |
| MATS SUNDIN | 01/10/98 |
| DAVID VYBORNÝ | 10/15/00 |
| SERGEI BRYLIN | 03/20/02 |
| MARIAN GABORIK | 02/05/03 |
| MIKE KNUBLE | 03/09/03 |
| MIKE JOHNSON | 03/14/03 |
| ESA PIIRNES | 10/12/03 |
| MILAN HEJDUK | 01/11/04 |

* 0:12 FROM START OF GAME.

TOTAL ATTEMPTS: 91

| OPPONENT |
|----------------|
| MTL MAROONS |
| @ Toronto |
| @ NY Rangers |
| @ Toronto |
| @ NY Rangers |
| @ NY Americans |
| @ NY Americans |
| @ Boston |
| @ Montreal |
| TORONTO |
| MONTREAL |
| @ Boston |
| DETROIT |
| @ Montreal |
| @ Boston |
| BOSTON |
| DETROIT |
| @ Boston |
| MONTREAL |
| BOSTON |
| @ Toronto |
| @ Detroit |
| BOSTON |
| TORONTO |
| MINNESOTA |
| @ St. Louis |
| @ California |
| LOS ANGELES |
| @ St. Louis |
| @ St. Louis |
| @ Toronto |
| @ Buffalo |
| @ Toronto |
| @ Pittsburgh |
| ST. LOUIS |
| HARTFORD |
| ST. LOUIS |
| VANCOUVER |
| DETROIT |
| @ Tampa Bay |
| @ St. Louis |
| BUFFALO |
| NY RANGERS |
| @ Edmonton |
| @ Detroit |
| ST. LOUIS |
| @ St. Louis |
| @ Colorado |
| TAMPA BAY |
| @ Toronto |
| COLUMBUS |
| NEW JERSEY |
| MINNESOTA |
| BOSTON |
| @ PHOENIX |
| LOS ANGELES |
| COLORADO |

TOTAL GOALS: 33 (36.3%)

| GOALIE | RESULT |
|------------------|---------|
| LORNE CHABOT | GOAL |
| LORNE CHABOT | NO GOAL |
| LORNE CHABOT | NO GOAL |
| MIKE KARAKAS | GOAL |
| MIKE KARAKAS | GOAL |
| MIKE KARAKAS | NO GOAL |
| SAM LOPRESTI | GOAL |
| HEC HIGHTON | NO GOAL |
| DOUG STEVENSON | NO GOAL |
| MIKE KARAKAS | GOAL |
| HARRY LUMLEY | GOAL* |
| GLENN HALL | NO GOAL |
| GLENN HALL | NO GOAL |
| GLENN HALL | NO GOAL |
| GLENN HALL | NO GOAL |
| GLENN HALL | GOAL |
| GLENN HALL | NO GOAL |
| GLENN HALL | NO GOAL |
| GLENN HALL | GOAL |
| DENIS DEJORDY | GOAL |
| GLENN HALL | GOAL |
| GLENN HALL | NO GOAL |
| GLENN HALL | NO GOAL |
| JACK NORRIS | NO GOAL |
| TONY ESPOSITO | NO GOAL |
| MIKE VEISOR | GOAL |
| TONY ESPOSITO | NO GOAL |
| TONY ESPOSITO | GOAL |
| TONY ESPOSITO | NO GOAL |
| MURRAY BANNERMAN | NO GOAL |
| TONY ESPOSITO | GOAL |
| MURRAY BANNERMAN | GOAL |
| MURRAY BANNERMAN | NO GOAL |
| MURRAY BANNERMAN | NO GOAL |
| DARREN PANG | NO GOAL |
| ALAIN CHEVRIER | NO GOAL |
| JACQUES CLOUTIER | NO GOAL |
| JACQUES CLOUTIER | GOAL |
| ED BELFOUR | NO GOAL |
| ED BELFOUR | GOAL |
| JEFF HACKETT | GOAL |
| ED BELFOUR | GOAL |
| ED BELFOUR | NO GOAL |
| ED BELFOUR | NO GOAL |
| JEFF HACKETT | NO GOAL |
| JEFF HACKETT | GOAL |
| JEFF HACKETT | GOAL |
| CHRIS TERRERI | NO GOAL |
| ANDREI TREFILOV | NO GOAL |
| ROBBIE TALLAS | GOAL |
| JOCELYN THIBAUT | NO GOAL |
| JOCELYN THIBAUT | NO GOAL |
| JOCELYN THIBAUT | GOAL |
| JOCELYN THIBAUT | NO GOAL |
| JOCELYN THIBAUT | NO GOAL |
| MICHAEL LEIGHTON | GOAL |

PENALTY SHOTS FOR AND AGAINST

PENALTY SHOTS: AGAINST

| PLAYER | DATE | OPPONENT | GOALIE | RESULT |
|--------------------|----------|----------------|-----------------------|---------|
| ALEX ZHAMNOV | 02/24/04 | @ Philadelphia | MICHAEL LEIGHTON | NO GOAL |
| IVAN NOVOSELTSEV | 04/03/04 | @ Arizona | ADAM MUNRO | NO GOAL |
| JAY MCCLEMENT | 10/11/05 | @ St. Louis | NIKOLAI KHABIBULIN | GOAL |
| ROBERT LANG | 11/01/05 | @ Detroit | NIKOLAI KHABIBULIN | NO GOAL |
| DOUG WEIGHT | 12/16/05 | ST. LOUIS | NIKOLAI KHABIBULIN | NO GOAL |
| JARKKO RUUTU | 01/05/06 | VANCOUVER | CRAIG ANDERSON | GOAL |
| ALEXANDRE BURROWS | 01/05/06 | VANCOUVER | CRAIG ANDERSON | NO GOAL |
| STEVE SULLIVAN | 01/08/06 | NASHVILLE | CRAIG ANDERSON | GOAL |
| DAN FRITSCHKE | 03/15/06 | COLUMBUS | NIKOLAI KHABIBULIN | NO GOAL |
| NIKLAS HAGMAN | 10/20/06 | @ Dallas | BRIAN BOUCHER | NO GOAL |
| JARRET STOLL | 12/10/06 | EDMONTON | NIKOLAI KHABIBULIN | GOAL |
| RICK NASH | 12/31/06 | @ Columbus | NIKOLAI KHABIBULIN | NO GOAL |
| BILL GUERIN | 03/13/07 | @ San Jose | PATRICK LALIME | GOAL |
| MARK STREIT | 01/08/08 | @ Montreal | PATRICK LALIME | NO GOAL |
| DANIEL SEDIN | 02/10/08 | @ Vancouver | NIKOLAI KHABIBULIN | NO GOAL |
| MATT STAJAN | 11/22/08 | @ Toronto | NIKOLAI KHABIBULIN | NO GOAL |
| RICK NASH | 04/08/09 | COLUMBUS | NIKOLAI KHABIBULIN | NO GOAL |
| MATTHEW LOMBARDI | 03/20/10 | @ Arizona | ANTTI NIEMI | NO GOAL |
| JAKUB VORACEK | 03/25/10 | @ Columbus | CRISTOBAL HUET | GOAL |
| BRAD BOYES | 04/07/10 | ST. LOUIS | ANTTI NIEMI | GOAL |
| TEEMU SELANNE | 01/02/11 | @ Anaheim | COREY CRAWFORD | NO GOAL |
| MIKHAIL GRABOVSKI | 03/05/11 | @ Toronto | COREY CRAWFORD | NO GOAL |
| ERIC STAAL | 10/28/11 | @ Carolina | COREY CRAWFORD | NO GOAL |
| MIKE RICHARDS | 12/28/11 | LOS ANGELES | COREY CRAWFORD | NO GOAL |
| RYAN GARbutt | 01/24/13 | @ Dallas | COREY CRAWFORD | NO GOAL |
| JONATHAN HUBERDEAU | 10/22/13 | @ Florida | COREY CRAWFORD | NO GOAL |
| T.J. GALLIARDI | 11/03/13 | CALGARY | COREY CRAWFORD | NO GOAL |
| SAM GAGNER | 11/10/13 | EDMONTON | COREY CRAWFORD | NO GOAL |
| ALEX CHIASSON | 11/29/13 | @ Dallas | COREY CRAWFORD | NO GOAL |
| ANTOINE ROUSSEL | 12/03/13 | DALLAS | COREY CRAWFORD | GOAL |
| DUSTIN BROWN | 12/30/13 | LOS ANGELES | ANTTI RAANTA | NO GOAL |
| NINO NIEDERREITER | 12/16/14 | MINNESOTA | ANTTI RAANTA | GOAL |
| JASON ZUCKER | 01/11/15 | MINNESOTA | COREY CRAWFORD | NO GOAL |
| DEREK MACKENZIE | 02/24/15 | FLORIDA | SCOTT DARLING | NO GOAL |

PENALTY SHOTS: FOR

| PLAYER | DATE | OPPONENT | GOALIE | RESULT |
|-----------------|----------|--------------|------------------|---------|
| PAUL THOMPSON | 01/01/36 | DETROIT | NORM SMITH | GOAL |
| PAUL THOMPSON | 02/01/38 | @ NY Rangers | DAVE KERR | NO GOAL |
| JOFFRE DESILETS | 12/25/39 | @ Boston | FRANK BRIMSİK | NO GOAL |
| JOE COOPER | 12/04/41 | MONTREAL | BERT GARDINER | GOAL |
| ART WIEBE | 01/15/42 | @ Brooklyn | EARL ROBERTSON | GOAL |
| MAX BENTLEY | 02/01/42 | MONTREAL | PAUL BIBEALULT | NO GOAL |
| JIM CONACHER | 12/04/48 | @ Toronto | TURK BRODA | NO GOAL |
| CHICO MAKI | 12/15/68 | OAKLAND | GARY SMITH | NO GOAL |
| JIM PAPPIN | 11/27/71 | @ Toronto | BERNIE PARENT | NO GOAL |
| STAN MIKITA | 03/15/72 | NY RANGERS | ED GIACOMINI | NO GOAL |
| PIT MARTIN | 11/08/72 | NY ISLANDERS | GERRY DESJARDINS | NO GOAL |
| JIM PAPPIN | 10/23/74 | WASHINGTON | MICHEL BELHUMIER | NO GOAL |
| STAN MIKITA | 10/23/74 | WASHINGTON | MICHEL BELHUMIER | NO GOAL |
| CLIFF KOROLL | 10/24/76 | ST. LOUIS | ED JOHNSTON | GOAL |
| ALAIN DAIGLE | 11/21/76 | @ Pittsburgh | DUNC WILSON | NO GOAL |
| GLEN SHARPLEY | 02/12/81 | LOS ANGELES | MARIO LESSARD | NO GOAL |
| DENIS SAVARD | 01/10/82 | VANCOUVER | RICHARD BRODEUR | NO GOAL |

CURRENT PLAYERS IN **BOLD RED**.

PENALTY SHOTS FOR AND AGAINST

PENALTY SHOTS: FOR

| LEADERSHIP | PLAYERS | 2016-17 | OPPONENTS | TRADITION | RECORDS | PLAYOFFS | HISTORY | MINORS | NHL | MEDIA |
|------------|---------|---------|-----------|-----------|---------|----------|---------|--------|-----|-------|
|------------|---------|---------|-----------|-----------|---------|----------|---------|--------|-----|-------|

| PLAYER | DATE | OPPONENT | GOALIE | RESULT |
|-----------------------|----------|----------------|--------------------|---------|
| BILL GARDNER | 10/13/84 | @ NY Islanders | KELLY HRUDEY | GOAL |
| DOUG WILSON | 01/13/85 | NY ISLANDERS | BILL SMITH | NO GOAL |
| DENIS SAVARD | 03/10/85 | MINNESOTA | ROLAND MELANSON | NO GOAL |
| DENIS SAVARD | 12/15/85 | DETROIT | GREG STEFAN | GOAL |
| TROY MURRAY | 12/30/87 | MINNESOTA | KARI TAKKO | GOAL |
| DENIS SAVARD | 02/03/88 | DETROIT | GLEN HANLON | NO GOAL |
| STEVE LARMER | 02/22/89 | MINNESOTA | KARI TAKKO | NO GOAL |
| DAVE MANSON | 01/24/91 | BUFFALO | DARCY WAKALUK | NO GOAL |
| WAYNE PRESLEY | 02/09/91 | @ Boston | REGGIE LEMELIN | GOAL |
| MICHEL GOULET | 02/26/91 | @ St. Louis | PAT JABLONSKI | NO GOAL |
| BRYAN MARCHMENT | 12/31/92 | TAMPA BAY | PAT JABLONSKI | NO GOAL |
| JEREMY ROENICK | 03/07/95 | CALGARY | ANDREI TREFILOV | NO GOAL |
| DIRK GRAHAM | 03/09/95 | LOS ANGELES | KELLY HRUDEY | NO GOAL |
| JIM CUMMINS | 04/07/96 | DETROIT | MIKE VERNON | NO GOAL |
| TONY AMONTE | 02/01/98 | @ Anaheim | GUY HEBERT | NO GOAL |
| TODD WHITE | 02/26/99 | LOS ANGELES | JAMIE STORR | NO GOAL |
| DOUG GILMOUR | 10/16/99 | @ Pittsburgh | PETER SKUDRA | NO GOAL |
| ALEX ZHAMNOV | 03/22/01 | NASHVILLE | TOMAS VOUKON | NO GOAL |
| KYLE CALDER | 12/01/01 | @ Toronto | CURTIS JOSEPH | NO GOAL |
| ALEX ZHAMNOV | 12/30/01 | ANAHEIM | STEVE SHIELDS | NO GOAL |
| STEVE SULLIVAN | 11/15/02 | WASHINGTON | OLAF KOLZIG | NO GOAL |
| ALEX ZHAMNOV | 12/13/02 | @ Buffalo | MARTIN BIRON | GOAL |
| STEVE SULLIVAN | 02/25/03 | PHILADELPHIA | ROMAN CECHEMANEK | NO GOAL |
| DUNCAN KEITH | 03/30/07 | COLUMBUS | BRIAN BOUCHER | NO GOAL |
| PATRICK SHARP | 12/22/07 | @ Ottawa | RAY EMERY | NO GOAL |
| PATRICK SHARP | 01/03/08 | @ Arizona | MIKAEL TELLOVIST | NO GOAL |
| PATRICK KANE | 01/09/08 | DALLAS | MARTY TURCO | NO GOAL |
| RENE BOURQUE | 01/19/08 | @ Arizona | ILJA BRYZGALOV | NO GOAL |
| ROBERT LANG | 03/11/08 | @ Detroit | CHRIS OSGOOD | NO GOAL |
| PATRICK SHARP | 11/12/08 | BOSTON | TIM THOMAS | NO GOAL |
| JONATHAN TOEWS | 03/20/09 | EDMONTON | DWAYNE ROLOSON | NO GOAL |
| PATRICK SHARP | 03/29/09 | VANCOUVER | ROBERTO LUONGO | NO GOAL |
| DUSTIN BYFUGLIEN | 04/11/09 | @ Detroit | TY CONKLIN | GOAL |
| PATRICK SHARP | 10/14/09 | EDMONTON | NIKOLAI Khabibulin | NO GOAL |
| TROY BROUWER | 12/13/09 | TAMPA BAY | ANTERO NIITYMAKI | NO GOAL |
| PATRICK KANE | 01/21/10 | @ Calgary | MIKKA KIPRUSOFF | NO GOAL |
| JACK SKILLE | 12/26/10 | COLUMBUS | MATHIEU GARON | NO GOAL |
| VIKTOR STALBERG | 01/05/11 | DALLAS | KARI LEHTONEN | NO GOAL |
| MARIAN HOSSA | 01/23/11 | PHILADELPHIA | SERGEI BOBROVSKY | GOAL |
| JONATHAN TOEWS | 12/30/11 | DETROIT | JIMMY HOWARD | GOAL |
| JIMMY HAYES | 01/08/12 | DETROIT | TY CONKLIN | NO GOAL |
| JONATHAN TOEWS | 02/16/12 | @ NY Rangers | MARTIN BIRON | GOAL |
| PATRICK SHARP | 03/02/12 | @ Ottawa | ROBIN LEHNER | NO GOAL |
| VIKTOR STALBERG | 03/11/12 | LOS ANGELES | JONATHAN QUICK | NO GOAL |
| PATRICK KANE | 11/02/13 | @ Winnipeg | AL MONTROYA | NO GOAL |
| PATRICK SHARP | 11/17/13 | SAN JOSE | ANTTI NIEMI | GOAL |
| ANDREW SHAW | 10/26/14 | OTTAWA | CRAIG ANDERSON | NO GOAL |
| BRANDON SAAD | 03/21/15 | @ Dallas | KARI LEHTONEN | NO GOAL |
| ANDREW SHAW | 11/04/15 | ST. LOUIS | BRIAN ELLIOTT | GOAL |
| ANDREW LADD | 04/07/16 | ST. LOUIS | BRIAN ELLIOTT | NO GOAL |
| MARCUS KRUGER | 12/20/16 | OTTAWA | MIKE CONDON | NO GOAL |

ALL-TIME SHOOTOUTS

| DATE | OPP. | RESULT | GAME SCORE | RDS | SCORE | CHI GOALTENDER | OPP. GOALTENDER | CHI SCORERS |
|----------|-------|--------|------------|-----|-------|--------------------|-----------------|---------------------------------------|
| 10/14/05 | @ COL | W | 3-2 | 3 | 3-1 | N. KHABIBULIN | P. BUDAJ | ARNASON, RUUTU, VOROBIEV |
| 12/02/05 | @ TBL | L | 3-2 | 3 | 2-1 | C. ANDERSON | J. GRAHAME | BOUROQUE |
| 12/11/05 | @ ATL | W | 5-4 | 5 | 3-2 | N. KHABIBULIN | M. GARNETT | VOROBIEV, SPACEK, HOLMOVIST |
| 01/15/06 | NJD | L | 3-2 | 4 | 2-1 | A. MUNRO | M. BRODEUR | HOLMOVIST |
| 02/02/06 | @ STL | L | 6-5 | 3 | 2-1 | C. CRAWFORD | C. SANFORD | VRBATA |
| 03/03/06 | VAN | L | 5-4 | 3 | 1-0 | C. ANDERSON | A. AULD | NONE |
| 03/24/06 | @ DAL | L | 3-2 | 8 | 2-1 | N. KHABIBULIN | J. HEDBERG | BARNABY |
| 04/08/06 | @ NSH | L | 2-1 | 2 | 2-0 | C. ANDERSON | C. MASON | NONE |
| 11/09/06 | @ NJD | L | 2-1 | 2 | 2-0 | B. BOUCHER | M. BRODEUR | NONE |
| 11/16/06 | @ ARI | L | 3-2 | 3 | 2-1 | B. BOUCHER | C. JOSEPH | HAMILTON |
| 11/17/06 | @ ANA | W | 4-3 | 3 | 1-0 | N. KHABIBULIN | I. BRYZGALOV | RUUTU |
| 12/05/06 | @ MIN | L | 3-2 | 6 | 3-2 | N. KHABIBULIN | M. FERNANDEZ | HAMILTON, SMOLINSKI |
| 12/07/06 | ARI | L | 2-1 | 6 | 2-1 | N. KHABIBULIN | M. TELLOVIST | RUUTU |
| 01/14/07 | MIN | L | 4-3 | 3 | 1-0 | N. KHABIBULIN | M. FERNANDEZ | NONE |
| 02/06/07 | @ CGY | W | 3-2 | 2 | 2-0 | N. KHABIBULIN | M. KIPRUSOFF | HAVLAT, HAMILTON |
| 02/14/07 | @ PIT | L | 5-4 | 3 | 2-0 | N. KHABIBULIN | M. FLEURY | NONE |
| 02/16/07 | VAN | L | 2-1 | 2 | 2-0 | P. LALIME | R. LUONGO | NONE |
| 03/04/07 | OTT | W | 4-3 | 4 | 2-1 | P. LALIME | M. GERBER | HAMILTON, VRBATA |
| 03/15/07 | @ LAK | W | 4-3 | 7 | 3-2 | N. KHABIBULIN | S. BURKE | HAVLAT, SHARP , ALEXEEV |
| 04/03/07 | @ NSH | W | 3-2 | 3 | 3-1 | P. LALIME | C. MASON | WILLIAMS, VRBATA, HAMILTON |
| 04/05/07 | DET | W | 3-2 | 4 | 2-1 | N. KHABIBULIN | C. OSGOOD | SHARP |
| 10/06/07 | DET | W | 4-3 | 3 | 1-0 | N. KHABIBULIN | D. HASEK | KANE |
| 11/24/07 | @ EDM | L | 3-2 | 3 | 2-0 | N. KHABIBULIN | D. ROLOSON | NONE |
| 01/13/08 | @ NSH | W | 3-2 | 3 | 2-1 | P. LALIME | D. ELLIS | KANE, SHARP |
| 01/18/08 | @ COL | W | 2-1 | 4 | 2-1 | P. LALIME | J. THEODORE | KANE, LANG |
| 01/19/08 | @ ARI | W | 2-1 | 2 | 2-0 | P. LALIME | I. BRYZGALOV | KANE, HAVLAT |
| 02/02/08 | @ SJS | L | 3-2 | 5 | 2-1 | N. KHABIBULIN | E. NABOKOV | KANE |
| 02/10/08 | @ VAN | L | 3-2 | 3 | 1-0 | N. KHABIBULIN | R. LUONGO | NONE |
| 03/22/08 | @ NSH | L | 2-1 | 3 | 2-1 | N. KHABIBULIN | D. ELLIS | KANE |
| 03/30/08 | CBJ | W | 5-4 | 3 | 1-0 | N. KHABIBULIN | F. NORRENA | KANE |
| 10/13/08 | NSH | L | 3-2 | 2 | 2-0 | C. HUET | D. ELLIS | NONE |
| 10/18/08 | @ STL | L | 4-3 | 4 | 2-1 | N. KHABIBULIN | M. LEGACE | TOEWS |
| 10/25/08 | DET | L | 6-5 | 4 | 2-1 | N. KHABIBULIN | T. CONKLIN | TOEWS |
| 11/01/08 | @ CBJ | W | 4-3 | 3 | 1-0 | C. HUET | F. NORRENA | TOEWS |
| 11/12/08 | BOS | L | 2-1 | 3 | 2-1 | N. KHABIBULIN | T. THOMAS | KANE |
| 11/18/08 | @ ARI | W | 3-2 | 2 | 2-0 | N. KHABIBULIN | I. BRYZGALOV | TOEWS, SHARP |
| 12/06/08 | @ DET | L | 5-4 | 3 | 1-0 | C. HUET | T. CONKLIN | NONE |
| 03/11/09 | CAR | W | 3-2 | 4 | 3-2 | C. HUET | C. WARD | TOEWS, KANE, VERSTEEG |
| 03/20/09 | EDM | L | 5-4 | 2 | 2-0 | N. KHABIBULIN | D. ROLOSON | NONE |
| 03/25/09 | SJS | W | 6-5 | 2 | 2-0 | N. KHABIBULIN | E. NABOKOV | KANE, TOEWS |
| 04/08/09 | CBJ | L | 4-3 | 3 | 1-0 | N. KHABIBULIN | S. MASON | NONE |
| 10/02/09 | FLA | L | 4-3 | 3 | 2-1 | C. HUET | T. VOKOUN | TOEWS |
| 10/10/09 | COL | W | 4-3 | 9 | 4-3 | C. HUET | C. ANDERSON | TOEWS, VERSTEEG, KOPECKY, LADD |
| 11/06/09 | @ COL | L | 4-3 | 8 | 2-1 | A. NIEMI | C. ANDERSON | KANE |
| 11/11/09 | COL | W | 3-2 | 3 | 2-1 | C. HUET | C. ANDERSON | TOEWS, SHARP |
| 11/28/09 | @ LAK | L | 2-1 | 2 | 2-0 | C. HUET | J. QUICK | NONE |
| 12/01/09 | CBJ | W | 4-3 | 11 | 2-1 | C. HUET | S. MASON | HOSSA, SEABROOK |
| 12/18/09 | BOS | W | 5-4 | 2 | 2-0 | A. NIEMI | T. THOMAS | TOEWS, KANE |
| 01/09/10 | @ MIN | L | 6-5 | 8 | 2-1 | C. HUET | J. HARDING | KANE |
| 01/17/10 | @ DET | W | 4-3 | 4 | 3-2 | A. NIEMI | J. HOWARD | TOEWS, HOSSA, SHARP |
| 02/05/10 | ARI | L | 2-1 | 4 | 2-1 | C. HUET | J. LABARBERA | TOEWS |
| 02/09/10 | DAL | W | 4-3 | 5 | 1-0 | A. NIEMI | M. TURCO | VERSTEEG |
| 02/13/10 | ATL | W | 5-4 | 3 | 1-0 | A. NIEMI | O. PAVELEC | TOEWS |
| 02/14/10 | @ CBJ | W | 5-4 | 4 | 2-1 | A. NIEMI | M. GARON | KANE, BROUWER |

CURRENT PLAYERS IN BOLD RED.

ALL-TIME SHOOTOUTS

ALL-TIME SHOOTOUTS

| | DATE | OPP. | RESULT | GAME SCORE | RDS | SCORE | CHI GOALTENDER | OPP. GOALTENDER | CHI SCORERS |
|------------|----------|-------|--------|------------|-----|-------|----------------|-----------------|--------------------|
| LEADERSHIP | 03/20/10 | @ ARI | L | 5-4 | 3 | 1-0 | A. NIEMI | I. BRYZGALOV | NONE |
| | 04/02/10 | @ NJD | W | 2-1 | 3 | 1-0 | A. NIEMI | M. BRODEUR | TOEWS |
| | 10/20/10 | VAN | W | 2-1 | 3 | 3-2 | M. TURCO | R. LUONGO | TOEWS, SHARP, KANE |
| | 11/06/10 | @ ATL | W | 5-4 | 5 | 2-1 | M. TURCO | O. PAVELEC | TOEWS, STALBERG |
| | 11/13/10 | @ NSH | L | 4-3 | 3 | 1-0 | M. TURCO | P. RINNE | NONE |
| | 01/07/11 | OTT | W | 3-2 | 2 | 2-0 | C. CRAWFORD | B. ELLIOTT | TOEWS, KANE |
| | 01/15/11 | @ NSH | L | 3-2 | 3 | 1-0 | C. CRAWFORD | P. RINNE | NONE |
| | 02/11/11 | @ DAL | L | 4-3 | 3 | 3-1 | M. TURCO | K. LEHTONEN | TOEWS |
| | 02/12/11 | @ ARI | L | 3-2 | 3 | 1-0 | C. CRAWFORD | I. BRYZGALOV | NONE |
| | 02/20/11 | PIT | W | 3-2 | 3 | 1-0 | C. CRAWFORD | M. FLEURY | KANE |
| PLAYERS | 02/27/11 | ARI | W | 4-3 | 3 | 1-0 | C. CRAWFORD | I. BRYZGALOV | TOEWS |
| | 03/09/11 | @ TBL | L | 4-3 | 3 | 1-0 | C. CRAWFORD | D. ROLOSON | NONE |
| | 04/01/11 | @ CBJ | W | 4-3 | 3 | 1-0 | C. CRAWFORD | M. GARON | STALBERG |
| | 10/15/11 | BOS | L | 3-2 | 3 | 1-0 | C. CRAWFORD | T. THOMAS | NONE |
| | 10/22/11 | COL | L | 5-4 | 3 | 1-0 | C. CRAWFORD | S. VARLAMOV | NONE |
| | 10/25/11 | ANA | W | 3-2 | 3 | 2-1 | C. CRAWFORD | J. HILLER | TOEWS, KANE |
| | 11/03/11 | @ FLA | W | 3-2 | 3 | 1-0 | C. CRAWFORD | J. MARKSTROM | KANE |
| | 12/02/11 | NYI | W | 5-4 | 3 | 1-0 | C. CRAWFORD | A. MONTOYA | TOEWS |
| | 12/05/11 | ARI | L | 4-3 | 2 | 2-0 | R. EMERY | M. SMITH | NONE |
| | 12/14/11 | @ MIN | W | 4-3 | 2 | 2-0 | R. EMERY | N. BACKSTROM | TOEWS, KANE |
| OPPONENTS | 03/11/12 | LAK | L | 3-2 | 6 | 1-0 | R. EMERY | J. QUICK | NONE |
| | 03/13/12 | STL | W | 4-3 | 3 | 1-0 | C. CRAWFORD | J. HALAK | KANE |
| | 03/27/12 | @ NJD | L | 2-1 | 5 | 2-1 | C. CRAWFORD | M. BRODEUR | SHARP |
| | 03/29/12 | STL | W | 4-3 | 4 | 1-0 | C. CRAWFORD | J. HALAK | BOLLAND |
| | 04/01/12 | MIN | L | 5-4 | 3 | 2-1 | R. EMERY | J. HARDING | KANE |
| | 04/05/12 | @ MIN | L | 2-1 | 3 | 1-0 | C. CRAWFORD | J. HARDING | NONE |
| | 04/07/12 | @ DET | W | 3-2 | 3 | 1-0 | C. CRAWFORD | J. HOWARD | KANE |
| | 01/30/13 | @ MIN | L | 3-2 | 3 | 2-1 | C. CRAWFORD | N. BACKSTROM | TOEWS |
| | 02/01/13 | @ VAN | L | 2-1 | 4 | 1-0 | C. CRAWFORD | R. LUONGO | NONE |
| | 02/02/13 | @ CGY | W | 3-2 | 3 | 1-0 | R. EMERY | M. KIPRUSOFF | KANE |
| RECORDS | 02/12/13 | ANA | L | 3-2 | 3 | 2-1 | C. CRAWFORD | V. FASTH | TOEWS |
| | 02/19/13 | VAN | W | 4-3 | 3 | 2-1 | R. EMERY | C. SCHNEIDER | KANE, SHAW |
| | 03/03/13 | @ DET | W | 2-1 | 3 | 1-0 | C. CRAWFORD | J. HOWARD | KANE |
| | 03/14/13 | @ CBJ | W | 2-1 | 3 | 2-1 | C. CRAWFORD | S. BOBROVSKY | TOEWS, KANE |
| | 04/01/13 | NSH | W | 3-2 | 5 | 2-1 | C. CRAWFORD | P. RINNE | TOEWS, ROZSIVAL |
| | 04/04/13 | STL | L | 4-3 | 6 | 4-3 | C. CRAWFORD | B. ELLIOTT | TOEWS, KANE, HOSSA |
| | 04/12/13 | DET | W | 3-2 | 5 | 2-1 | C. CRAWFORD | J. HOWARD | HOSSA, SAAD |
| | 04/20/13 | ARI | L | 3-2 | 3 | 2-1 | C. CRAWFORD | M. SMITH | KANE |
| | 10/05/13 | TBL | L | 3-2 | 3 | 1-0 | C. CRAWFORD | B. BISHOP | NONE |
| | 10/15/13 | @ CAR | W | 3-2 | 3 | 1-0 | C. CRAWFORD | C. WARD | SHARP |
| PLAYOFFS | 10/17/13 | STL | L | 3-2 | 3 | 1-0 | C. CRAWFORD | J. HALAK | NONE |
| | 10/22/13 | @ FLA | W | 3-2 | 3 | 2-0 | C. CRAWFORD | J. MARKSTROM | TOEWS, SHARP |
| | 11/14/13 | ARI | W | 5-4 | 4 | 2-1 | C. CRAWFORD | M. SMITH | TOEWS, PIRRI |
| | 11/29/13 | @ DAL | W | 2-1 | 11 | 2-1 | C. CRAWFORD | K. LEHTONEN | SHARP, SMITH |
| | 12/06/13 | ANA | L | 3-2 | 3 | 2-1 | A. RAANTA | J. HILLER | TOEWS |
| | 12/20/13 | VAN | L | 3-2 | 8 | 2-1 | A. RAANTA | E. LACK | SHARP |
| | 12/28/13 | @ STL | L | 6-5 | 5 | 3-2 | A. RAANTA | B. ELLIOTT | TOEWS, SHARP |
| | 01/05/14 | SJS | L | 3-2 | 2 | 2-0 | C. CRAWFORD | A. STALOCK | NONE |
| | 01/19/14 | BOS | W | 3-2 | 3 | 2-1 | C. CRAWFORD | T. RASK | TOEWS, KANE |
| | 01/22/14 | @ DET | L | 5-4 | 6 | 3-2 | C. CRAWFORD | J. GUSTAVSSON | TOEWS, SHARP |
| HISTORY | 02/01/14 | @ SJS | L | 2-1 | 3 | 3-1 | C. CRAWFORD | A. NIEMI | TOEWS |
| | 04/03/14 | MIN | W | 3-2 | 3 | 1-0 | C. CRAWFORD | I. BRYZGALOV | HOSSA |
| | 10/09/14 | @ DAL | W | 3-2 | 3 | 1-0 | C. CRAWFORD | K. LEHTONEN | KANE |
| | 10/30/14 | @ OTT | W | 5-4 | 3 | 1-0 | S. DARLING | C. ANDERSON | SHARP |
| MINORS | | | | | | | | | |
| | | | | | | | | | |
| | | | | | | | | | |
| | | | | | | | | | |
| | | | | | | | | | |
| | | | | | | | | | |
| | | | | | | | | | |
| | | | | | | | | | |
| | | | | | | | | | |
| | | | | | | | | | |
| NHL | | | | | | | | | |
| | | | | | | | | | |
| | | | | | | | | | |
| | | | | | | | | | |
| | | | | | | | | | |
| | | | | | | | | | |
| | | | | | | | | | |
| | | | | | | | | | |
| | | | | | | | | | |
| | | | | | | | | | |
| MEDIA | | | | | | | | | |
| | | | | | | | | | |
| | | | | | | | | | |
| | | | | | | | | | |
| | | | | | | | | | |
| | | | | | | | | | |
| | | | | | | | | | |
| | | | | | | | | | |
| | | | | | | | | | |
| | | | | | | | | | |

CURRENT PLAYERS IN BOLD RED.

ALL-TIME SHOOTOUTS/DOUBLE-FIGURE GOAL GAMES

ALL-TIME SHOOTOUTS

| DATE | OPP. | RESULT | GAME SCORE | RDS | SCORE | CHI GOALTENDER | OPP. GOALTENDER | CHI SCORERS |
|--------------|-------|--------|---------------------|-----|-------|----------------|-----------------|--------------------|
| 11/11/14 | TBL | W | 3-2 | 3 | 1-0 | C. CRAWFORD | B. BISHOP | KANE |
| 12/09/14 | @ NJD | W | 3-2 | 2 | 2-0 | S. DARLING | K. KINKAID | TOEWS, KANE |
| 12/20/14 | @ CBJ | L | 3-2 | 9 | 2-1 | C. CRAWFORD | S. BOBROVSKY | SHAW |
| 12/29/14 | NSH | W | 5-4 | 3 | 1-0 | C. CRAWFORD | P. RINNE | TOEWS |
| 01/21/15 | @ PIT | W | 3-2 | 2 | 2-0 | C. CRAWFORD | M. FLEURY | TOEWS, KANE |
| 02/09/15 | ARI | L | 3-2 | 3 | 2-1 | A. RAANTA | M. SMITH | KANE |
| 02/15/15 | PIT | W | 2-1 | 3 | 3-2 | C. CRAWFORD | M. FLEURY | TOEWS, KANE, SHARP |
| 02/18/15 | DET | L | 3-2 | 3 | 2-1 | C. CRAWFORD | J. HOWARD | TOEWS |
| 02/24/15 | FLA | W | 3-2 | 2 | 2-0 | S. DARLING | R. LUONGO | TOEWS, SHARP |
| 03/06/15 | EDM | W | 2-1 | 3 | 1-0 | C. CRAWFORD | B. SCRIVENS | VERMETTE |
| 12/19/15 | @ BUF | W | 3-2 | 3 | 1-0 | C. CRAWFORD | C. JOHNSON | KANE |
| 03/09/16 | @ STL | L | 3-2 | 6 | 3-2 | C. CRAWFORD | J. ALLEN | PANARIN, ANISIMOV |
| 03/20/16 | MIN | L | 3-2 | 3 | 1-0 | S. DARLING | D. DUBNYK | NONE |
| 10/22/16 | TOR | W | 5-4 | 3 | 2-1 | S. DARLING | F. ANDERSEN | TOEWS, PANARIN |
| 10/24/16 | CGY | L | 3-2 | 7 | 1-0 | C. CRAWFORD | B. ELLIOTT | NONE |
| 11/29/16 | FLA | W | 2-1 | 3 | 2-0 | C. CRAWFORD | R. LUONGO | PANARIN, PANIK |
| 03/03/17 | NYI | W | 2-1 | 3 | 2-0 | C. CRAWFORD | T. GREISS | TOEWS, PANARIN |
| 03/23/17 | DAL | W | 3-2 | 3 | 2-1 | C. CRAWFORD | K. LEHTONEN | KANE, PANARIN |
| TOTAL | | | 65-61 (.516) | | | | | |

DOUBLE-FIGURE GOALS AGAINST

| DATE | OPPONENT | SCORE |
|----------|----------|-------|
| 01/24/28 | @ MTL | 10-0 |
| 03/12/29 | @ BOS | 11-1 |
| 03/19/32 | @ TOR | 11-3 |
| 10/29/44 | TOR | 11-5 |
| 01/06/45 | @ MTL | 10-1 |
| 11/30/46 | @ TOR | 11-0 |
| 01/08/47 | @ TOR | 10-4 |
| 03/08/47 | @ TOR | 12-4 |
| 03/16/47 | DET | 10-6 |
| 12/06/47 | @ TOR | 12-5 |
| 03/05/50 | @ BOS | 11-4 |
| 02/07/51 | @ DET | 11-3 |
| 03/04/51 | @ BOS | 10-2 |
| 03/10/51 | @ MTL | 12-2 |
| 03/12/52 | @ NYR | 10-2 |
| 11/22/52 | @ DET | 10-1 |
| 01/09/54 | @ MTL | 12-1 |
| 01/09/58 | @ MTL | 11-3 |
| 12/14/68 | @ BOS | 10-5 |
| 02/15/75 | @ MTL | 12-3 |
| 02/21/76 | @ PIT | 10-1 |
| 11/06/76 | @ MTL | 11-3 |
| 02/20/77 | TOR | 10-8 |
| 11/26/80 | @ EDM | 10-3 |
| 01/12/83 | EDM | 10-4 |
| 10/15/83 | @ TOR | 10-8 |
| 11/05/83 | @ MIN | 10-5 |
| 12/11/85 | EDM | 12-9 |
| 03/15/86 | @ HFD | 11-4 |
| 12/04/87 | @ DET | 12-0 |
| 10/16/88 | BOS | 10-3 |
| 11/12/98 | TOR | 10-3 |

DOUBLE-FIGURE GOALS FOR

| DATE | OPPONENT | SCORE |
|----------|----------|-------|
| 01/01/31 | PHI QU | 10-3 |
| 02/22/40 | MTL | 10-1 |
| 01/28/43 | NYR | 10-1 |
| 11/14/43 | NYR | 10-5 |
| 10/30/49 | BOS | 10-4 |
| 02/17/55 | BOS | 10-2 |
| 12/04/65 | @ BOS | 10-1 |
| 12/08/66 | @ BOS | 10-2 |
| 10/16/68 | MIN | 10-4 |
| 01/30/69 | @ PHI | 12-0 |
| 04/05/70 | MTL | 10-2 |
| 10/27/74 | STL | 10-3 |
| 02/22/75 | WSH | 10-3 |
| 11/23/80 | HFD | 11-3 |
| 11/08/81 | CGY | 10-4 |
| 11/15/81 | COL | 10-0 |
| 12/15/82 | WPG | 10-3 |
| 10/12/88 | WPG | 10-1 |

ALL-TIME SHOOTOUT STATS

| LEADERSHIP | PLAYERS | 2016-17 | OPPONENTS | TRADITION | RECORDS | PLAYOFFS | HISTORY | MINORS | NHL | MEDIA |
|------------|---------|---------|-----------|-----------|---------|----------|---------|--------|-----|-------|
|------------|---------|---------|-----------|-----------|---------|----------|---------|--------|-----|-------|

| PLAYER | ATTEMPTS | GOALS | PCT. | GDG |
|-------------------------|----------|-------|------|-----|
| JONATHAN TOEWS | 87 | 42 | 48.3 | 15 |
| PATRICK KANE | 95 | 38 | 40 | 17 |
| PATRICK SHARP | 61 | 17 | 27.9 | 7 |
| ARTEMI PANARIN | 7 | 5 | 71.4 | 3 |
| JEFF HAMILTON | 10 | 5 | 50 | 0 |
| MARIAN HOSSA | 23 | 5 | 21.7 | 1 |
| TUOMO RUUTU | 5 | 3 | 60 | 2 |
| KRIS VERSTEEG | 10 | 3 | 30 | 2 |
| RADIM VRBATA | 11 | 3 | 27.3 | 2 |
| MARTIN HAVLAT | 13 | 3 | 23.1 | 1 |
| PAVEL VOROBIEV | 3 | 2 | 66.7 | 0 |
| JASON WILLIAMS | 5 | 2 | 40 | 0 |
| VIKTOR STALBERG | 7 | 2 | 28.6 | 2 |
| ANDREW SHAW | 8 | 2 | 25 | 1 |
| MICHAEL HOLMOVIST | 8 | 2 | 25 | 1 |
| NIKITA ALEXEEV | 1 | 1 | 100 | 1 |
| BRENT SEABROOK | 1 | 1 | 100 | 1 |
| ANTOINETTE VERMETTE | 1 | 1 | 100 | 1 |
| JAROSLAV SPACEK | 1 | 1 | 100 | 0 |
| ARTEN ANISIMOV | 2 | 1 | 50 | 0 |
| RICHARD PANIK | 2 | 1 | 50 | 0 |
| ROBERT LANG | 2 | 1 | 50 | 1 |
| MICHAEL ROZSIVAL | 2 | 1 | 50 | 1 |
| MATTHEW BARNABY | 2 | 1 | 50 | 0 |
| BRANDON PIRRI | 3 | 1 | 33.3 | 1 |
| BEN SMITH | 3 | 1 | 33.3 | 1 |
| TYLER ARNASON | 3 | 1 | 33.3 | 0 |

| PLAYER | ATTEMPTS | GOALS | PCT. | GDG |
|----------------------|----------|-------|------|-----|
| TOMAS KOPECKY | 3 | 1 | 33.3 | 0 |
| BRYAN SMOLINSKI | 3 | 1 | 33.3 | 0 |
| ANDREW LADD | 5 | 1 | 20 | 1 |
| TROY BROUWER | 6 | 1 | 16.7 | 1 |
| RENE BOURQUE | 6 | 1 | 16.7 | 0 |
| BRANDON SAAD | 8 | 1 | 12.5 | 1 |
| DAVE BOLLAND | 9 | 1 | 11.1 | 1 |
| NICK SCHMALTZ | 1 | 0 | 0 | 0 |
| BRANDON BOCHENSKI | 1 | 0 | 0 | 0 |
| KYLE CALDER | 1 | 0 | 0 | 0 |
| MARK CULLEN | 1 | 0 | 0 | 0 |
| NICK LEDDY | 1 | 0 | 0 | 0 |
| BRAD RICHARDS | 1 | 0 | 0 | 0 |
| TONY SALMELAINEN | 1 | 0 | 0 | 0 |
| MARTIN ST. PIERRE | 1 | 0 | 0 | 0 |
| BRYAN BICKELL | 2 | 0 | 0 | 0 |
| TEUVO TERAVAINEN | 2 | 0 | 0 | 0 |
| DENIS ARKHIPOV | 2 | 0 | 0 | 0 |
| MARK BELL | 2 | 0 | 0 | 0 |
| CAM BARKER | 2 | 0 | 0 | 0 |
| JOHN MADDEN | 2 | 0 | 0 | 0 |
| YANIC PERREAULT | 2 | 0 | 0 | 0 |
| MICHAEL HANDZUS | 3 | 0 | 0 | 0 |
| MARCUS KRUGER | 3 | 0 | 0 | 0 |
| DUSTIN BYFUGLIEN | 4 | 0 | 0 | 0 |

| GOALTENDER | ATT. FACED | GOALS | SAVES | SAVE PCT. | W | L | WIN PCT. |
|-----------------------|------------|-------|-------|-----------|----|----|----------|
| COREY CRAWFORD | 181 | 49 | 132 | .729 | 30 | 22 | .577 |
| NIKOLAI KHABIBULIN | 86 | 32 | 54 | .628 | 10 | 14 | .417 |
| CRISTOBAL HUET | 50 | 18 | 32 | .640 | 5 | 6 | .455 |
| ANTTI NIEMI | 32 | 6 | 26 | .813 | 6 | 2 | .750 |
| RAY EMERY | 19 | 6 | 13 | .684 | 3 | 3 | .500 |
| PATRICK LALIME | 17 | 6 | 11 | .647 | 5 | 1 | .833 |
| ANTTI RAANTA | 18 | 9 | 9 | .500 | 0 | 4 | .000 |
| MARTY TURCO | 13 | 7 | 6 | .462 | 2 | 2 | .500 |
| SCOTT DARLING | 12 | 2 | 10 | .833 | 4 | 1 | .800 |
| CRAIG ANDERSON | 7 | 5 | 2 | .286 | 0 | 3 | .000 |
| ADAM MUNRO | 4 | 2 | 2 | .500 | 0 | 1 | .000 |
| BRIAN BOUCHER | 4 | 4 | 0 | .000 | 0 | 2 | .000 |

CURRENT PLAYERS IN **BOLD RED**.

CAREER: GAMES

| | | | |
|---|-------|--------------|------------------------|
| Most games | 1,394 | STAN MIKITA | |
| Most games, including playoffs | 1,549 | STAN MIKITA | |
| Most consecutive games played | 884 | STEVE LARMER | (10/06/82 to 04/15/93) |
| Most consecutive games played by a goaltender | 363 | GLENN HALL | (10/08/57 to 11/07/62) |
| Most seasons | 22 | STAN MIKITA | |

CAREER: GOALS

| | | | |
|------------------------------|-----|----------------|--------------------|
| Career | 604 | BOBBY HULL | |
| Career, including playoffs | 666 | BOBBY HULL | |
| Games scoring 3+ goals | 28 | BOBBY HULL | |
| 20+ goal seasons | 14 | STAN MIKITA | |
| Consecutive 20+ goal seasons | 14 | STAN MIKITA | 1961-62 to 1974-75 |
| 30+ goal seasons | 13 | BOBBY HULL | |
| Consecutive 30+ goal seasons | 13 | BOBBY HULL | 1959-60 to 1971-72 |
| 40+ goal seasons | 8 | BOBBY HULL | |
| Consecutive 40+ goal seasons | 4 | BOBBY HULL | 1965-66 to 1968-69 |
| | | JEREMY ROENICK | 1990-91 to 1993-94 |
| 50+ goal seasons | 5 | BOBBY HULL | |
| Consecutive 50+ goal seasons | 2 | BOBBY HULL | 1965-66 to 1966-67 |
| | | JEREMY ROENICK | 1991-92 to 1992-93 |

CAREER: ASSISTS

| | | | |
|----------------------------|-------|-------------|--|
| Career | 926 | STAN MIKITA | |
| Career, including playoffs | 1,017 | STAN MIKITA | |

CAREER: POINTS

| | | | |
|-------------------------------------|-------|----------------|--------------------|
| Career | 1,467 | STAN MIKITA | |
| Career, including playoffs | 1,617 | STAN MIKITA | |
| Most 100+ point seasons | 5 | DENIS SAVARD | |
| Most consecutive 100+ point seasons | 3 | JEREMY ROENICK | 1991-92 to 1993-94 |

CAREER: PENALTY MINUTES

| | | | |
|-----------------|-------|---------------|----------------------|
| Career | 1,495 | CHRIS CHELIOS | (1990-91 to 1998-99) |
| By a goaltender | 240 | ED BELFOUR | (1988-89 to 1996-97) |

SEASON: GOALS

| | | | |
|----------------------------|-----|---------------------|--|
| Regular season | 58 | BOBBY HULL | 1968-69 (74GP) |
| Season, including playoffs | 65 | JEREMY ROENICK | 1991-92 (53 regular season, 12 playoffs) |
| Power-play goals | 24 | JEREMY ROENICK | 1993-94 |
| Shorthanded goals | 10 | DIRK GRAHAM | 1988-89 |
| Game-winning goals | 13 | JEREMY ROENICK | 1991-92 |
| Games scoring 3+ goals | 4 | BOBBY HULL | 1959-60, 1965-66 |
| By a defenseman | 39 | DOUG WILSON | 1981-82 (76GP) |
| By a center | 53 | JEREMY ROENICK | 1991-92 (80GP) |
| By a right wing | 46 | STEVE LARMER | 1984-85 (80GP) |
| | 46 | PATRICK KANE | 2015-16 (82GP) |
| By a left wing | 58 | BOBBY HULL | 1968-69 (74GP) |
| By a rookie | 43 | STEVE LARMER | 1982-83 (80GP) |
| By a line | 132 | STEVE LARMER (43) | 1982-83 |
| | | AL SECORD (54) | |
| | | DENIS SAVARD (35) | |

CURRENT PLAYERS IN **BOLD RED**.

| |
|----------------|
| LEADERSHIP |
| PLAYERS |
| 2016-17 |
| OPPONENTS |
| TRADITION |
| RECORDS |
| PLAYOFFS |
| HISTORY |
| MINORS |
| NHL |
| MEDIA |

INDIVIDUAL RECORDS

SEASON: GOALS

| | | | |
|---|----|----------------|--------------------------|
| Consecutive game goalscoring streak | 10 | BOBBY HULL | 1968-69 (15) |
| Consecutive game multi-goalscoring streak | 3 | BOBBY HULL | 12/19/65 to 12/25/65 (6) |
| | | DOUG MOHNS | 01/30/69 to 02/02/69 (6) |
| | | AL SECORD | 11/01/81 to 11/06/81 (8) |
| | | STEVE LARMER | 03/10/91 to 03/16/91 (6) |
| | | STEVE SULLIVAN | 03/09/03 to 03/14/03 (7) |

SEASON: ASSISTS

| | | | |
|--------------------------------|----|---------------------|----------------|
| Regular season | 87 | DENIS SAVARD | 1981-82 |
| | | DENIS SAVARD | 1987-88 |
| Including playoffs | 95 | DENIS SAVARD | 1982-83 |
| By a defenseman | 58 | CHRIS CHELIOS | 1995-96 (81GP) |
| | | CHRIS CHELIOS | 1992-93 (84GP) |
| By a center | 87 | DENIS SAVARD | 1981-82 (80GP) |
| | | DENIS SAVARD | 1987-88 (80GP) |
| By a right wing | 60 | PATRICK KANE | 2015-16 (82GP) |
| By a left wing | 52 | BOBBY HULL | 1970-71 (78GP) |
| By a rookie | 51 | PATRICK KANE | 2007-08 (82GP) |
| By a goaltender | 6 | DARREN PANG | 1987-88 (45GP) |
| Consecutive game assist streak | 14 | STAN MIKITA | 1967-68 (18A) |

SEASON: POINTS

| | | | | |
|---|-----|---------------------|---------|----------------------------------|
| Regular season | 131 | DENIS SAVARD | 1987-88 | (80GP) |
| Including playoffs | 138 | DENIS SAVARD | 1982-83 | (121 regular season, 17 playoff) |
| | | DENIS SAVARD | 1987-88 | (131 regular season, 7 playoff) |
| By a defenseman | 85 | DOUG WILSON | 1981-82 | (76GP) |
| By a center | 131 | DENIS SAVARD | 1987-88 | (80GP) |
| By a right wing | 106 | PATRICK KANE | 2015-16 | (82GP) |
| By a left wing | 107 | BOBBY HULL | 1968-69 | (74GP) |
| By a rookie | 90 | STEVE LARMER | 1982-83 | (80GP) |
| By a line | 297 | STEVE LARMER (90) | 1982-83 | |
| | | DENIS SAVARD (121) | | |
| | | AL SECORD (86) | | |
| Consecutive games scoring a point | 26 | PATRICK KANE | 2015-16 | (16G, 24A) |
| Consecutive games scoring a point by a defenseman | 15 | CHRIS CHELIOS | 1995-96 | (4G, 16A) |
| 100+ point scorers | 131 | DENIS SAVARD | 1987-88 | |
| | 121 | DENIS SAVARD | 1982-83 | |
| | 119 | DENIS SAVARD | 1981-82 | |
| | 116 | DENIS SAVARD | 1985-86 | |
| | 107 | BOBBY HULL | 1968-69 | |
| | 107 | JEREMY ROENICK | 1992-93 | |
| | 107 | JEREMY ROENICK | 1993-94 | |
| | 106 | PATRICK KANE | 2015-16 | |
| | 105 | DENIS SAVARD | 1984-85 | |
| | 103 | JEREMY ROENICK | 1991-92 | |
| | 101 | STEVE LARMER | 1990-91 | |

SEASON: PENALTY RECORDS

| | | | |
|-----------------|-----|-------------|---------|
| Season | 408 | MIKE PELUSO | 1991-92 |
| By a goaltender | 61 | ED BELFOUR | 1993-94 |

SEASON: SHOTS ON GOAL

| | | | | |
|---------------|-----|------------|---------|--------|
| Shots on goal | 414 | BOBBY HULL | 1968-69 | (74GP) |
|---------------|-----|------------|---------|--------|

LEADERSHIP

PLAYERS

2016-17

OPPONENTS

TRADITION

RECORDS

PLAYOFFS

HISTORY

MINORS

NHL

MEDIA

GAME: GOALS

| | | | | |
|----------------------------------|---|---|--|--|
| In a period | 4 | MAX BENTLEY CLINT SMITH GRANT MULVEY AL SECORD | NYR MTL STL TOR | 01/28/43 (3rd) 03/04/45 (3rd) 02/03/82 (1st) 01/07/87 (2nd) |
| Game | 5 | GRANT MULVEY | STL | 02/03/82 |
| By a defenseman | 3 | DICK REDMOND DOUG WILSON DUSTIN BYFUGLIEN | COL TOR ARI | 02/12/77 01/26/91 11/30/07 |
| By a rookie | 3 | CLIFF KOROLL RICK PATERSON STEVE LARMER STEVE LARMER J.P. DUMONT TYLER ARNASON ARTEMI PANARIN | PHI VAN MIN TOR NYR @ SJS @ NYR | 12/14/69 01/28/81 11/14/82 12/18/82 04/08/99 12/28/02 02/17/16 |
| Power-play goals | 3 | WAYNE PRESLEY JEREMY ROENICK BERNIE NICHOLLS TONY AMONTE ERIC DAZE JONATHAN TOEWS | DET @ NYI @ LAK @ CGY NYI PIT | 11/07/87 12/07/91 02/28/95 11/28/98 12/07/01 02/27/09 |
| Shorthanded goals | 2 | ERIC NESTERENKO STAN MIKITA CHICO MAKI DARRYL SUTTER RICK PATERSON DENIS SAVARD STEVE SULLIVAN PATRICK SHARP RENE BOURQUE RENE BOURQUE | MTL DET BUF EDM WPG WPG @ COL @ STL @ DET @ DAL | 03/07/65 03/20/69 12/09/70 10/18/81 01/16/85 10/12/88 01/26/01 11/03/07 11/17/07 02/28/08 |
| Power-play goals by a defenseman | 2 | DOUG WILSON BOB MURRAY DOUG WILSON BEHN WILSON DAVE MANSON DOUG WILSON CHRIS CHELIOS DUSTIN BYFUGLIEN BRENT SEABROOK | VAN DET @ STL STL @ BOS TOR FLA ARI ARI | 01/10/82 11/21/82 10/27/85 04/06/86 11/26/88 10/12/89 10/06/93 11/30/07 04/20/13 |

GAME: ASSISTS

| | | | | |
|-----------------|---|---|--|--|
| In a period | 4 | DOUG BENTLEY BILL MOSIENKO JIM WISTE CLIFF KOROLL JIM PAPPIN PATRICK SHARP | NYR MTL TOR STL ATL SJS | 01/28/43 (3rd) 03/04/45 (3rd) 11/09/69 (3rd) 12/16/70 (2nd) 03/24/73 (2nd) 03/14/11 (2nd) |
| Game | 6 | PAT STAPLETON | DET | 03/30/69 |
| By an opponent | 7 | BILL TAYLOR WAYNE GREZKY | DET EDM | 03/16/47 12/11/85 |
| By a defenseman | 6 | PAT STAPLETON | DET | 03/30/69 |
| By a goaltender | 2 | TONY ESPOSITO NIKOLAI KHABIBULIN | MIN TBL | 12/11/77 11/28/07 |
| By a rookie | 4 | JIM WISTE MARK LAVARRE BRENT SEABROOK | TOR TOR SJS | 11/09/69 01/07/87 10/07/05 |

| | | | | | | | | | | |
|------------|---------|---------|-----------|-----------|---------|----------|---------|--------|-----|-------|
| LEADERSHIP | PLAYERS | 2016-17 | OPPONENTS | TRADITION | RECORDS | PLAYOFFS | HISTORY | MINORS | NHL | MEDIA |
|------------|---------|---------|-----------|-----------|---------|----------|---------|--------|-----|-------|

INDIVIDUAL RECORDS

GAME: POINTS

| | | | | |
|----------------|---|-----------------------|-------|------------------------|
| In a period | 5 | LES CUNNINGHAM | MTL | 01/28/40 (2G, 3A), 3rd |
| | | MAX BENTLEY | NYR | 01/28/43 (4G, 1A), 3rd |
| | | GRANT MULVEY | STL | 02/03/82 (4G, 1A), 1st |
| Game | 7 | MAX BENTLEY | NYR | 01/28/43 (4G, 3A) |
| | | GRANT MULVEY | STL | 02/03/82 (5G, 2A) |
| By an opponent | 8 | BERT OLMSTEAD | @ MTL | 01/09/54 (4G, 4A) |
| | | SAM GAGNER | @ EDM | 02/02/12 (4G, 4A) |
| By a rookie | 4 | BILL MOSIENKO | DET | 02/12/42 (2G, 2A) |
| | | JIM WISTE | TOR | 11/09/69 (4A) |
| | | STEVE LARMER | @ EDM | 12/29/82 (1G, 3A) |
| | | ED OLCZYK | @ VAN | 03/17/85 (1G, 3A) |
| | | MARK LAVARRE | @ TOR | 01/07/87 (4A) |
| | | JEREMY ROENICK | WSH | 02/15/89 (1G, 3A) |
| | | J.P. DUMONT | NYR | 04/08/99 (3G, 1A) |
| | | MARK BELL | LAK | 10/30/01 (1G, 3A) |
| | | BRENT SEABROOK | SJS | 10/07/05 (4A) |
| | | PATRICK KANE | CBJ | 10/23/07 (2G, 2A) |
| | | ARTEMI PANARIN | @ WPG | 04/01/16 (2G, 2A) |
| | | ARTEMI PANARIN | BOS | 04/03/16 (1G, 3A) |

GAME: PENALTY MINUTES

| | | | | |
|---------------------------|----|---------------|---|----------|
| In a period | 37 | CHRIS CHELIOS | HFD | 10/14/93 |
| | | | (minor, major, Misconduct and 2 Game Misconducts; 3rd) | |
| In a game | 51 | CHRIS CHELIOS | HFD | 10/14/93 |
| Total penalties in a game | 8 | PHIL RUSSELL | MIN | 03/26/77 |
| | | | (6 minors, Misconduct and Game Misconduct) | |
| | 8 | CHRIS CHELIOS | HFD | 10/14/93 |
| | | | (3 minors, major, 2 Misconducts and 2 Game Misconducts) | |

GAME: SHOTS ON GOAL

| | | | | |
|----------------|----|----------------------|-------|----------------|
| In a period | 8 | JEREMY ROENICK | @ SJS | 02/11/94 (2nd) |
| Game | 13 | PATRICK SHARP | @ CBJ | 10/15/10 |
| By an opponent | 14 | DINO CICCARELLI | @ MNS | 03/28/88 |

QUICKEST: INDIVIDUAL RECORDS

| | | | | |
|--------------------------------------|-------|-----------------------|----------------------------------|----------------|
| Goal from start of game | 0:08 | BRENT SUTTER | @ VAN | 02/05/95 |
| Goal from start of a period | 0:04 | DENIS SAVARD | HFD | 01/12/86 (3rd) |
| Penalty shot goal from start of game | 1:05 | JONATHAN TOEWS | @ NYR | 02/16/12 |
| Two goals from start of game | 0:33 | JOHN MARKS | @ PHI | 11/13/75 |
| | | | (0:14 and 0:33) | |
| Two goals | 0:06 | JIM PAPPIN | PHI | 02/16/72 |
| | | | (2:57 and 3:03, 3rd) | |
| Two goals by an opponent | 0:05 | PETE MAHOVLICH | @ MON | 02/20/71 |
| | | | (12:16 and 12:21, 3rd) | |
| Two shorthanded goals | 0:51 | STEVE SULLIVAN | @ COL | 01/26/01 |
| | | | (16:43 and 17:34, 2nd) | |
| Three goals | 0:21 | BILL MOSIENKO | @ NYR | 03/23/52 |
| | | | (6:09, 6:20 and 6:30, 3rd) | |
| Three goals by an opponent | 1:52 | CARL LISCOMBE | @ DET | 03/13/38 |
| | | | (16:02, 17:31 and 17:54, 1st) | |
| Four goals | 8:24 | AL SECORD | TOR | 01/07/87 |
| | | | (0:31, 3:36, 3:46 and 8:55, 2nd) | |
| Three assists | 0:21 | GUS BODNAR | @ NYR | 03/23/52 |
| | | | (6:09, 6:20 and 6:30 3rd) | |
| Goal by a rookie in first NHL game | 13:43 | JONATHAN TOEWS | SJS | 10/10/07 |
| Overtime goal | 0:08 | STEVE LARMER | WSH | 10/25/90 |

CAREER: GOALTENDER RECORDS

| | | | |
|-----------------------------|-----|---------------|--------------------|
| Shutouts | 74 | TONY ESPOSITO | |
| Wins | 418 | TONY ESPOSITO | 1969-70 to 1983-84 |
| Consecutive 20+ win seasons | 12 | TONY ESPOSITO | 1969-70 to 1980-81 |
| Most 40+ win seasons | 2 | ED BELFOUR | |
| Most 30+ win seasons | 8 | TONY ESPOSITO | |
| Most 20+ win seasons | 13 | TONY ESPOSITO | |

SEASON: GOALTENDER RECORDS

| | | | |
|-------------------------------|--------|---|------------------------------|
| Wins | 43 | ED BELFOUR | 1990-91 |
| By a rookie | 43 | ED BELFOUR | 1990-91 |
| Consecutive wins | 12 | RAY EMERY | 01/20/13 to 03/26/13 |
| Consecutive wins by a rookie | 8 | COREY CRAWFORD | 02/20/11 to 03/05/11 |
| | | DENIS DEJORDY | 12/09/64 to 12/27/64 |
| Undeclared streak | 12 | DENIS DEJORDY | 01/14/67 to 02/16/67 (9-0-3) |
| Games played | 74 | ED BELFOUR | 1990-91 |
| Games played by a rookie | 74 | ED BELFOUR | 1990-91 |
| Minutes played | 4,219 | TONY ESPOSITO | 1974-75 (71GP) |
| Minutes played by a rookie | 4,127 | ED BELFOUR | 1990-91 (74GP) |
| Shutouts | 15 | TONY ESPOSITO | 1969-70 |
| Shutouts by a rookie | 15 | TONY ESPOSITO | 1969-70 |
| Consecutive shutouts | 4 | CHARLIE GARDINER | 1930-31 |
| Consecutive scoreless minutes | 290:12 | CHARLIE GARDINER | 1930-31 |
| Most goalies used | 6 | LEIGHTON, ANDERSON, THIBAUT, PASSMORE, MUNRO, UNDERHILL | 2003-04 |

GAME: GOALTENDER RECORDS

| | | | | |
|----------------------------------|----|--------------|-------|---------------------|
| Shots against in a period | 33 | SAM LOPRESTI | @ BOS | 03/04/41 (2nd) |
| Saves in a period | 31 | SAM LOPRESTI | @ BOS | 03/04/41 (2nd) |
| Saves by an opponent in a period | 24 | JOHN BOWER | TOR | 12/11/60 (2nd) |
| | | GUMP WORSLEY | NYR | 01/17/60 (1st) |
| Shots against in a game | 83 | SAM LOPRESTI | @ BOS | 03/04/41 (27-33-23) |
| Saves in a game | 80 | SAM LOPRESTI | @ BOS | 03/04/41 (27-31-22) |
| Saves by an opponent in a game | 57 | TOM BARRASSO | PIT | 03/12/89 |

ED BELFOUR 30



LEADERSHIP

PLAYERS

2016-17

OPPONENTS

TRADITION

RECORDS

PLAYOFFS

HISTORY

MINORS

NHL

MEDIA

TEAM RECORDS

WINNING IN ONE SEASON

| | | |
|------------------------------|-----|-----------------------------|
| Points | 112 | 2009-10 (82 games) |
| Points in a shortened season | 77 | 2012-13 (48 games) |
| Games won | 52 | 2009-10 (82 games) |
| Games won at home | 30 | 1970-71 (78 games) |
| Games won on the road | 24 | 2014-15, 2016-17 (82 games) |
| Fewest games won | 7 | 1927-28, 1928-29 (44 games) |
| Fewest games won at home | 2 | 1927-28 (22 games) |
| Fewest games won on the road | 3 | 1942-43 (25 games) |

LOSING IN ONE SEASON

| | | |
|-------------------|--------------------------------------|--------------------|
| Fewest points | 17 | 1927-28 (44 games) |
| | 31 | 1953-54 (70 games) |
| Most games lost | 51 | 1953-54 (70 games) |
| | 56 (combined regulation, OT and SOL) | 2005-06 (82 games) |
| Fewest games lost | 14 | 1973-74 (78 games) |

GAMES TIED IN ONE SEASON

| | | |
|------------------|----|--|
| Most | 23 | 1973-74 (78 games) |
| Fewest | 3 | 1926-27 (44 games) |
| | | 1927-28 (44 games) |
| | | 1930-31 (44 games) |
| | | 1941-42 (48 games) |
| Most at home | 13 | 1973-74 (39 games) |
| Most on the road | 12 | 1967-68 (37 games), 1979-80 (39 games) |

CONSECUTIVE WINNING STREAKS

| | | |
|-------------------------------|----|----------------------|
| Games won | 12 | 12/29/15 to 01/19/16 |
| At home | 13 | 11/11/70 to 12/20/70 |
| At home, over two seasons | 14 | 03/02/83 to 10/25/83 |
| On the road | 8 | 02/02/17 to 03/04/17 |
| From start of season | 6 | 01/19/13 to 01/27/13 |
| At home, from start of season | 11 | 1963-64 |

UNDEFEATED STREAKS

| | | |
|-----------------------------------|----|-------------------------------|
| Games without a loss (ties) | 15 | 01/14/67 to 02/16/67 (12-0-3) |
| | | 10/29/75 to 12/03/75 (6-0-9) |
| Games without a loss (overtime) | 30 | 03/27/12 to 03/06/13 (24-0-6) |
| At home | 18 | 10/11/70 to 12/20/70 (16-0-2) |
| On the road | 18 | 03/16/12 to 03/03/13 (14-0-4) |
| From start of season | 24 | 01/19/13 to 03/06/13 (21-0-3) |
| At home, from start of season | 18 | 10/11/70 to 12/20/70 (16-0-2) |
| On the road, from start of season | 12 | 01/19/13 to 03/03/13 (10-0-2) |

CONSECUTIVE LOSING STREAKS

| | | |
|---------------------------|----|--|
| Games lost | 12 | 02/25/51 to 03/25/51 |
| Over two seasons | 13 | 02/25/51 to 10/11/51 |
| At home | 9 | 02/08/28 to 03/21/28 |
| At home, over two seasons | 11 | 02/08/28 to 11/22/28 |
| On the road | 19 | 11/10/03 to 01/29/04 |
| From start of season | 7 | 10/15/47 to 11/05/47, 10/01/97 to 10/17/97 |

LEADERSHIP

PLAYERS

2016-17

OPPONENTS

TRADITION

RECORDS

PLAYOFFS

HISTORY

MINORS

NHL

MEDIA

WINLESS STREAKS

| | | |
|-------------------------------|----|-------------------------------|
| Games without a win | 21 | 12/17/50 to 01/28/51 (0-18-3) |
| At home | 15 | 12/16/28 to 02/28/29 (0-11-4) |
| On the road | 22 | 12/19/50 to 03/25/51 (0-20-2) |
| On the road, over two seasons | 23 | 12/19/50 to 10/11/51 (0-21-2) |
| From start of season | 8 | 10/08/53 to 10/25/53 (0-7-1) |
| | | 10/04/99 to 10/23/99 (0-4-4) |

CONSECUTIVE TYING STREAKS

| | | |
|-------------|---|----------------------|
| Games tied | 5 | 11/22/75 to 12/03/75 |
| At home | 4 | 11/26/75 to 12/03/75 |
| On the road | 4 | 12/27/61 to 01/04/62 |

MOST GOALS SCORED BY BLACKHAWKS AND OPPONENTS

| | | | |
|---|-----|--|--|
| In a period | 7 | NYR | 01/28/43 (3rd) |
| | | TOR | 12/20/59 (2nd) |
| | | MTL | 04/05/70 (3rd) |
| | | DET | 11/29/72 (3rd) |
| Game | 12 | @ PHI | 01/30/69 (12-0) |
| By both teams | 21 | EDM | 12/11/85 (9-12) |
| At home | 11 | HFD | 11/23/80 (11-3) |
| On the road | 12 | @ PHI | 01/30/69 (12-0) |
| Highest tied score | 7-7 | @ COL | 01/18/77 |
| | | @ STL | 03/15/88 |
| | | @ MIN | 03/28/88 |
| Power-play goals in a game | 5 | NYI | 12/23/79 |
| | | MIN | 11/08/87 |
| | | DET | 11/11/87 |
| | | TOR | 01/10/91 |
| | | @ BUF | 12/29/95 |
| Power-play goals in a game by an opponent | 5 | @ EDM | 11/26/80 |
| | | BOS | 10/16/88 |
| | | @ BOS | 11/26/88 |
| | | @ BUF | 01/12/89 |
| | | @ NYR | 12/06/95 |
| Shorthanded goals in a game | 3 | WPG | 10/12/88 (DENIS SAVARD 2, MIKE HUDSON) |
| | | @ EDM | 01/25/89 (WAYNE PRESLEY, DIRK GRAHAM, TROY MURRAY) |
| | | @ LAK | 03/14/91 (DIRK GRAHAM, STEVE LARMER, ADAM CREIGHTON) |
| | | @ DET | 11/17/07 (RENE BOURQUE 2, PATRICK SHARP) |
| | | @ SJS | 11/25/09 (TROY BROUWER, MARIAN HOSSA , PATRICK SHARP) |
| Empty-net goals in a period/game | 5 | MTL | 04/05/70 (3rd) |
| | | (ERIC NESTERENKO, BOBBY HULL, DENNIS HULL, CLIFF KOROLL, GERRY PINDER) | |
| Most goals in a season | 351 | 1985-86 | 80 games |
| Fewest goals in a season | 33 | 1928-29 | 44 games |
| Fewest goals in a season, modern era | 133 | 1953-54 | 70 games |
| Most power-play goals in a season | 98 | 1987-88 | |
| Most shorthanded goals in a season | 25 | 1988-89* | |

* The shorthanded goalscorers in 1988-89 were: Graham (10), Savard (5), Presley (3), Murray (2), Wilson (1), Yawney (1), Hudson (1), Manson (1) and Larmer (1).

LEADERSHIP

PLAYERS

2016-17

OPPONENTS

TRADITION

RECORDS

PLAYOFFS

HISTORY

MINORS

NHL

MEDIA

TEAM RECORDS

TEAM RECORDS FOR INDIVIDUAL GOALSCORERS

| | | | | |
|------------|-----------------------------------|---|-------------|---------------|
| LEADERSHIP | Most 20+ goal scorers in a season | 7 | 1968-69* | |
| | | | 1981-82* | |
| | | | 1984-85* | |
| | | | 1989-90* | |
| | Most 30+ goal scorers in a season | 5 | 1968-69** | |
| | Most 40+ goal scorers in a season | 3 | 1985-86**** | |
| | | | 1987-88 | |
| | Most 50+ goal scorers in a season | 1 | 1961-62 | (B. HULL, 50) |
| | | | 1965-66 | (B. HULL, 54) |
| | | | 1966-67 | (B. HULL, 52) |
| PLAYERS | | | 1968-69 | (B. HULL, 58) |
| | | | 1971-72 | (B. HULL, 50) |
| | | | 1982-83 | (SECORD, 54) |
| | | | 1991-92 | (ROENICK, 53) |
| | | | 1992-93 | (ROENICK, 50) |
| | Most three-goal games in a season | 8 | 1968-69**** | |
| | | | 1985-86**** | |
| | | | 1989-90**** | |
| | | | | |
| | | | | |
| 2016-17 | | | | |
| | | | | |
| | | | | |
| | | | | |
| | | | | |
| | | | | |
| | | | | |
| | | | | |
| | | | | |
| | | | | |
| OPPOSITION | | | | |
| | | | | |
| | | | | |
| | | | | |
| | | | | |
| | | | | |
| | | | | |
| | | | | |
| | | | | |
| | | | | |
| TRADITION | | | | |
| | | | | |
| | | | | |
| | | | | |
| | | | | |
| | | | | |
| | | | | |
| | | | | |
| | | | | |
| | | | | |
| RECORDS | | | | |
| | | | | |
| | | | | |
| | | | | |
| | | | | |
| | | | | |
| | | | | |
| | | | | |
| | | | | |
| | | | | |
| PLAYOFFS | | | | |
| | | | | |
| | | | | |
| | | | | |
| | | | | |
| | | | | |
| | | | | |
| | | | | |
| | | | | |
| | | | | |
| HISTORY | | | | |
| | | | | |
| | | | | |
| | | | | |
| | | | | |
| | | | | |
| | | | | |
| | | | | |
| | | | | |
| | | | | |
| MINORS | | | | |
| | | | | |
| | | | | |
| | | | | |
| | | | | |
| | | | | |
| | | | | |
| | | | | |
| | | | | |
| | | | | |
| NHL | | | | |
| | | | | |
| | | | | |
| | | | | |
| | | | | |
| | | | | |
| | | | | |
| | | | | |
| | | | | |
| | | | | |
| MEDIA | | | | |
| | | | | |
| | | | | |
| | | | | |
| | | | | |
| | | | | |
| | | | | |
| | | | | |
| | | | | |
| | | | | |

* The seven 20-goal scorers in 1968-69 were B. Hull (58), Mikita (30), Wharram (30), Pappin (30), D. Hull (30), Martin (23) and Mohns (22). In 1981-82, they were Secord (44), Wilson (39), Savard (32), Lysiak (32), Mulvey (30), Sutter (23) and Higgins (20). In 1984-85, they were Larmer (46), Savard (38), T. Murray (26), Fraser (25), D. Wilson (22), Olczyk (20) and Sutter (20). In 1989-90, they were Thomas (40), Creighton (34), Larmer (31), Savard (27), Roenick (26), Wilson (23) and Graham (22).

** The five 30-goal scorers in 1968-69 were B. Hull (58), Mikita (30), Pappin (30), Wharram (30) and D. Hull (30).

*** The three 40-goal scorers in 1985-86 were Savard (47), T. Murray (45) and Secord (40). In 1987-88, they were Savard (44), Vaive (43) and Larmer (41).

**** In 1968-69, the eight three-goal games were accomplished by B. Hull (3), Wharram (2), Pappin (2) and Martin (1). In 1985-86, it was accomplished by T. Murray (3), Larmer (1), Savard (1), Secord (1), Ludzik (1) and Fraser (1). In 1989-90, it was accomplished by Thomas (2), Savard (1), T. Murray (1), Secord (1), Lemieux (1), Roenick (1) and Graham (1).

GOALS SCORED AGAINST BLACKHAWKS TEAMS

| | | | | |
|----------|---|-----|---------|-----------------|
| PLAYOFFS | Most in a period | 7 | @ MTL | 03/10/51 (1st) |
| | | | @ NYR | 03/12/52 (3rd) |
| | Most in a game | 12 | @ TOR | 03/08/47 (12-4) |
| | | | @ TOR | 12/06/47 (12-5) |
| | | | @ MTL | 03/10/51 (12-2) |
| | | | @ MTL | 01/09/54 (12-1) |
| | | | @ MTL | 02/15/75 (12-3) |
| | | | EDM | 12/11/85 (12-9) |
| | | | @ DET | 12/04/87 (12-0) |
| | Most at home | 12 | EDM | 12/11/85 (12-9) |
| HISTORY | Most on the road | 12 | @ TOR | 03/08/47 (12-4) |
| | | | @ TOR | 12/06/47 (12-5) |
| | | | @ MTL | 03/10/51 (12-2) |
| | | | @ MTL | 01/09/54 (12-1) |
| | | | @ MTL | 02/15/75 (12-3) |
| | | | @ DET | 12/04/87 (12-0) |
| | | | | |
| | | | | |
| | | | | |
| | | | | |
| MINORS | Most in a season | 363 | 1981-82 | 80 games |
| | Fewest goals allowed in a season | 78 | 1930-31 | 44 games |
| | | 164 | 1973-74 | 78 games |
| | | 189 | 2014-15 | 82 games |
| | Most power-play goals allowed in a season | 122 | 1988-89 | 80 games |
| | | | | |
| | | | | |
| | | | | |
| | | | | |
| | | | | |
| NHL | | | | |
| | | | | |
| | | | | |
| | | | | |
| | | | | |
| | | | | |
| | | | | |
| | | | | |
| | | | | |
| | | | | |
| MEDIA | | | | |
| | | | | |
| | | | | |
| | | | | |
| | | | | |
| | | | | |
| | | | | |
| | | | | |
| | | | | |
| | | | | |

MOST POINTS BY A BLACKHAWKS TEAM

| | | | |
|-------------|-----|---------|-------------------------|
| In a period | 20 | DET | 11/29/72 (7G, 13A, 3rd) |
| Game | 31 | @ PHI | 01/30/69 (12G, 19A) |
| | | HFD | 11/23/80 (11G, 20A) |
| Season | 919 | 1985-86 | 80 games |

SHOTS ON GOAL BY A BLACKHAWKS TEAM

| | | | |
|----------------------------|----|-------|---------------------|
| Most in a period | 27 | TOR | 12/20/59 (2nd) |
| Fewest in a period | 0 | NJD | 10/10/98 (1st) |
| | | @ MIN | 10/29/00 (3rd) |
| Most in a game | 62 | PIT | 03/12/89 (19-21-22) |
| Fewest in a game | 11 | @ DAL | 04/18/98 (1-6-4) |
| | | STL | 01/21/00 (3-3-5) |
| | | STL | 03/26/00 (3-4-3-1) |
| | | @ EDM | 10/09/01 (1-9-1) |
| | | @ LAK | 03/11/02 (2-3-6) |
| Most in an overtime period | 10 | TOR | 12/20/31 |
| | | @ CGY | 02/06/03 |

SHOTS AGAINST A BLACKHAWKS TEAM

| | | | |
|----------------------------|----|-------|---------------------|
| Most in a period | 33 | @ BOS | 03/04/41 |
| Fewest in a period | 0 | DET | 12/04/46 (1st) |
| | | TBL | 10/05/13 (1st) |
| Most in a game | 83 | @ BOS | 03/04/41 (27-33-23) |
| Fewest in a game | 10 | VAN | 03/02/08 |
| Most in an overtime period | 10 | @ OTT | 12/06/31 |

BLACKHAWKS PENALTY RECORDS

| | | | |
|---|-------|---------|---------------------------------|
| Penalties in a period | 18 | @ MIN | 03/21/83 (3rd) |
| Penalty minutes in a period | 102 | @ MIN | 03/21/83 (3rd) |
| Penalties by both teams in a period | 38 | @ MIN | 03/21/83 (CHI 18, MIN 20, 3rd) |
| Penalty minutes by both teams in a period | 197 | @ MIN | 03/21/83 (CHI 102, MIN 95, 3rd) |
| Penalties in a game | 32 | DET | 12/23/88 |
| Penalty minutes in a game | 156 | STL | 03/17/91 |
| Penalties by both teams in a game | 72 | DET | 12/23/88 (CHI 32, DET 40) |
| Penalty minutes by both teams in a game | 308 | DET | 12/23/88 (CHI 150, DET 158) |
| Penalty minutes in a season | 2,637 | 1991-92 | |

QUICKEST TEAM RECORDS

| | | | |
|----------------------------------|------|-----------------------|---|
| Goal from start of game | 0:08 | @ VAN, 02/05/95 | BRENT SUTTER |
| Goal from start of a period | 0:04 | HFD, 01/12/86 (3rd) | DENIS SAVARD |
| Two goals from start of game | 0:33 | @ PHI, 11/13/75 | JOHN MARKS (0:14, 0:33) |
| Two goals | 0:05 | PHI, 01/01/31 (3rd) | DESJARDINS (1:15), INGRAM (1:20) |
| Two goals from start of a period | 0:21 | @ MIN, 11/05/83 (2nd) | YAREMCHUK (0:12), DARRYL SUTTER (0:21) |
| Three goals | 0:21 | @ NYR, 03/23/52 (2nd) | BILL MOSIENKO (6:09, 6:20, 6:30) |
| Four goals | 1:56 | STL, 12/20/89 (3rd) | GRAHAM (11:53), ROENICK (12:16), MANSON (12:52), CREIGHTON (13:49) |
| Five goals | 5:38 | @ LAK, 02/01/90 (2nd) | DUANE SUTTER (2:12), GRAHAM (3:09), WILSON (5:43), HUDSON (6:23), LEMIEUX (7:50) |
| Six goals | 9:13 | MTL, 04/05/70 (3rd) | MARTIN (10:44), NESTERENKO (12:27), KOROLL (13:57), B. HULL (14:44), D. HULL (17:08), PINDER (19:57) |
| Two power-play goals in a game | 0:15 | CGY, 03/26/89 (2nd) | SAVARD (7:11), CREIGHTON (7:26) |
| Two shorthanded goals in a game | 0:12 | @ TOR, 10/31/87 (3rd) | T. MURRAY (1:36), SAVARD (1:48) |
| | | SJS, 10/13/91 (2nd) | HUDSON (16:49), ROENICK (17:01) |

LEADERSHIP

PLAYERS

2016-17

OPPONENTS

TRADITION

RECORDS

PLAYOFFS

HISTORY

MINORS

NHL

MEDIA

TEAM RECORDS

QUICKEST: OPPONENTS

| | | | |
|------------------------------|------|----------------------------------|---|
| Goal from start of game | 0:09 | MTL, 11/28/65 @ BUF, 02/24/72 | H. RICHARD S. ATKINSON M. BERGERON |
| Goal from start of a period | 0:06 | DET, 03/21/76 (3rd) | |
| Two goals from start of game | 0:29 | @ PIT, 12/06/80 | FERGUSON (0:17), MALONE (0:29) |
| Two goals | 0:03 | @ MIN, 01/21/04 (3rd) | DOWD (19:44), PARK (19:47) |
| Two shorthanded goals | 0:27 | TOR, 11/16/86 (2nd) | SALMING (18:40), TERRION (19:07) |
| Three goals | 0:39 | BUF, 03/22/92 (2nd) | LAFONTAINE (7:57), PRESLEY (8:25), AUDETTE (8:36) |
| Four goals | 1:41 | @ NYI, 10/27/79 (3rd) | TROTIER (3:16, 4:13), GILLIES (4:51), BOSSY (4:57) |
| Five goals | 4:31 | @ NYR, 03/12/52 (3rd) | RALEIGH (12:10), SLOWINSKI (13:01), HERGESHEIMER (13:15, 14:20), KULLMAN (16:41) |

QUICKEST: BOTH TEAMS

| | | | |
|-------------|------|---|---|
| Two goals | 0:04 | BOS, 12/30/79 (3rd) @ HFD, 01/19/80 (3rd) @ NYR, 02/24/82 (3rd) | MCNAB (19:55), MULVEY (19:59) B. MURRAY (19:50), DOUGLAS (19:54) SAVARD (19:23), PAVELICH (19:27) |
| Three goals | 0:38 | @ TOR, 10/15/83 (2nd) CGY, 01/29/06 (1st) | GINGRAS (16:49), SAVARD (17:12), LARMER (17:27) MCCARTY (1:40), VRBATA (1:09), BOURQUE (1:18) |
| Four goals | 0:53 | @ TOR, 10/15/83 (2nd) | GRINGAS (16:49), SAVARD (17:12), LARMER (17:27), SAVARD (17:42) |
| Five goals | 1:24 | @ TOR, 10/15/83 (2nd) | GINGRAS (16:49), SAVARD (17:12), LARMER (17:27), SAVARD (17:42), ANDERSON (18:13) |

BLACKHAWKS ALL-TIME OVERTIME RECORD

| | | |
|--------------------|-------------|-------------------------------------|
| Total games played | 708 | (102-92-161 home, 80-105-168 road)* |
| Overall record | 182-197-329 | |

*Record begins in inaugural 1926-27 season, and shootout decisions are recorded as wins or losses.

SINGLE-SEASON OVERTIME RECORD

| | | |
|---------------------------|----|--|
| Most in one season | 23 | 2002-03 (11 home, 12 road) 2003-04 (15 home, 8 road) 2009-10 (14 home, 9 road) |
| Most at home | 15 | 2003-04 |
| Most on the road | 13 | 2015-16 |
| Wins at home | 10 | 2009-10 |
| Wins on the road | 8 | 2015-16 |
| Losses at home | 8 | 2008-09 |
| Losses on the road | 9 | 2010-11 |
| Ties at home | 10 | 1988-89 |
| Ties on the road | 9 | 1996-97 |
| Consecutive in one season | 4 | 02/05/88 to 02/14/88 12/02/05 to 12/11/05 03/24/06 to 03/31/06 12/02/06 to 12/09/06 12/05/11 to 12/14/11 01/27/13 to 02/02/13 |
| Consecutive at home | 3 | 02/19/89 to 02/26/89 02/13/92 to 02/20/92 12/02/11 to 12/11/11 |
| Consecutive on the road | 4 | 12/30/37 to 01/15/38 |

SHUTOUTS BY A BLACKHAWKS TEAM

| | | |
|--|------|--|
| Total | 419 | 264 home, 155 road |
| Most in one season | 15 | 1969-70, in 76 games |
| Fewest in one season | 0 | 1948-49, 1954-55, 1980-81, 1987-88, 1988-89, 2011-12 |
| Most consecutive | 4 | 01/08/31 to 01/15/31 |
| Most consecutive at home | 3 | 10/13/71 to 11/03/71 01/19/72 to 01/27/72 |
| Most consecutive on the road | 3 | 01/08/31 to 01/13/31 |
| Most consecutive games without a shutout | 194 | 01/31/87 to 10/14/89 |
| Largest shutout for | 12-0 | @ PHI, 01/30/69 |

SHUTOUTS AGAINST A BLACKHAWKS TEAM

| | | |
|---|--------|--|
| Total | 418 | 184 home, 234 road |
| Most in one season | 20 | 1928-29, in 44 games |
| Fewest in one season | 0 | 1945-46, 1970-71, 1971-72, 1982-83, 1985-86, 2012-13 |
| Most consecutive | 8 | 02/07/29 to 02/28/29 |
| Most consecutive without being shut out | 228 | 03/14/70 to 02/21/73 |
| Most consecutive without being shut out, incl. playoffs | 262 | 03/14/70 to 02/21/73 |
| Most consecutive at home | 6 | 02/10/29 to 02/28/29 |
| Most consecutive minutes being shut out | 621:42 | 02/05/29 to 03/02/29 |
| Largest shutout against | 0-12 | @ DET, 12/04/87 |

LEADERSHIP

PLAYERS

2016-17

OPPONENTS

TRADITION

RECORDS

PLAYOFFS

HISTORY

MINORS

NHL

MEDIA

SEASON OPENERS

SEASON DATE HOME VISITOR RESULT

| | | | | |
|-----------|---------------------|-------------|------------|-------------|
| 1996-97 | 10/05/96 | WASHINGTON | BLACKHAWKS | W 5-2 |
| 1997-98 | 10/01/97 | PHOENIX | BLACKHAWKS | L 2-6 |
| 1998-99 | 10/10/98 | BLACKHAWKS | NEW JERSEY | W 2-1 |
| 1999-2000 | 10/04/99 | SAN JOSE | BLACKHAWKS | L 1-7 |
| 2000-01 | 10/05/00 | BUFFALO | BLACKHAWKS | L 2-4 |
| 2001-02 | 10/04/01 | VANCOUVER | BLACKHAWKS | W 5-4 |
| 2002-03 | 10/10/02 | COLUMBUS | BLACKHAWKS | L 1-2 |
| 2003-04 | 10/08/03 | BLACKHAWKS | MINNESOTA | W 1-0 |
| 2004-05 | - SEASON CANCELED - | | | |
| 2005-06 | 10/05/05 | BLACKHAWKS | ANAHEIM | L 3-5 |
| 2006-07 | 10/05/06 | NASHVILLE | BLACKHAWKS | W 8-6 |
| 2007-08 | 10/04/07 | MINNESOTA | BLACKHAWKS | L 0-1 |
| 2008-09 | 10/10/08 | NY RANGERS | BLACKHAWKS | L 2-4 |
| 2009-10 | 10/02/09 | BLACKHAWKS | FLORIDA | L 3-4 (SO)* |
| 2010-11 | 10/07/10 | COLORADO | BLACKHAWKS | L 3-4 (OT) |
| 2011-12 | 10/07/11 | DALLAS | BLACKHAWKS | L 2-1 |
| 2012-13 | 01/09/13 | LOS ANGELES | BLACKHAWKS | W 5-2 |
| 2013-14 | 10/01/13 | BLACKHAWKS | WASHINGTON | W 6-4 |
| 2014-15 | 10/09/14 | DALLAS | BLACKHAWKS | W 3-2 (SO) |
| 2015-16 | 10/07/15 | BLACKHAWKS | NY RANGERS | L 3-2 |
| 2016-17 | 10/12/16 | BLACKHAWKS | ST. LOUIS | L 5-2 |

* GAME PLAYED IN HELSINKI, FINLAND

ALL-TIME SEASON OPENERS

| LIFETIME | GP | W | L | T | OTL | GF | GA |
|----------|----|----|----|----|-----|-----|-----|
| HOME | 44 | 21 | 11 | 11 | 1 | 136 | 121 |
| AWAY | 46 | 17 | 22 | 6 | 1 | 115 | 143 |
| TOTALS | 90 | 38 | 33 | 17 | 2 | 251 | 264 |

ALL-TIME HOME/AWAY OPENERS

| LIFETIME | GP | W | L | T | OTL | GF | GA |
|----------|-----|----|----|----|-----|-----|-----|
| HOME | 90 | 37 | 32 | 19 | 2 | 246 | 237 |
| AWAY | 90 | 32 | 45 | 12 | 1 | 235 | 297 |
| TOTALS | 180 | 69 | 77 | 31 | 3 | 481 | 534 |

FIRST HOME GAME

| SEASON | DATE | OPPONENT | RESULT |
|-----------|---------------------|--------------|-------------|
| 1975-76 | 10/12/75 | VANCOUVER | W 3-0 |
| 1976-77 | 10/10/76 | VANCOUVER | W 5-1 |
| 1977-78 | 10/15/77 | COLORADO | T 3-3 |
| 1978-79 | 10/11/78 | ATLANTA | T 4-4 |
| 1979-80 | 10/10/79 | EDMONTON | W 4-2 |
| 1980-81 | 10/09/80 | BUFFALO | W 4-3 |
| 1981-82 | 10/07/81 | PITTSBURGH | T 5-5 |
| 1982-83 | 10/06/82 | TORONTO | T 3-3 |
| 1983-84 | 10/05/83 | ST. LOUIS | W 4-3 |
| 1984-85 | 10/11/84 | DETROIT | W 7-3 |
| 1985-86 | 10/13/85 | TORONTO | L 1-5 |
| 1986-87 | 10/09/86 | NY ISLANDERS | W 3-2 |
| 1987-88 | 10/08/87 | TORONTO | L 5-7 |
| 1988-89 | 10/06/88 | NY RANGERS | T 2-2 |
| 1989-90 | 10/05/89 | ST. LOUIS | L 3-8 |
| 1990-91 | 10/04/90 | NY RANGERS | W 4-3 |
| 1991-92 | 10/03/91 | DETROIT | T 3-3 |
| 1992-93 | 10/11/92 | TAMPA BAY | T 4-4 |
| 1993-94 | 10/06/93 | FLORIDA | T 4-4 |
| 1994-95 | 01/25/95 | EDMONTON | W 5-1 |
| 1995-96 | 10/12/95 | PITTSBURGH | W 5-1 |
| 1996-97 | 10/09/96 | ANAHEIM | L 0-2 |
| 1997-98 | 10/09/97 | TAMPA BAY | L 1-4 |
| 1998-99 | 10/10/98 | NEW JERSEY | W 2-1 |
| 1999-2000 | 10/08/99 | PHOENIX | T 3-3 |
| 2000-01 | 10/12/00 | DETROIT | L 0-4 |
| 2001-02 | 10/11/01 | PHOENIX | W 3-0 |
| 2002-03 | 10/13/02 | BUFFALO | W 3-0 |
| 2003-04 | 10/08/03 | MINNESOTA | W 1-0 |
| 2004-05 | - SEASON CANCELED - | | |
| 2005-06 | 10/05/05 | ANAHEIM | L 3-5 |
| 2006-07 | 10/07/06 | COLUMBUS | L 4-5 |
| 2007-08 | 10/06/07 | DETROIT | W 4-3 (SO) |
| 2008-09 | 10/13/08 | NASHVILLE | L 2-3 (SO) |
| 2009-10 | 10/02/09 | FLORIDA | L 3-4 (SO)* |
| 2010-11 | 10/09/10 | DETROIT | L 2-3 |
| 2011-12 | 10/08/11 | DALLAS | W 5-2 |
| 2012-13 | 01/22/13 | ST. LOUIS | W 3-2 |
| 2013-14 | 10/01/13 | WASHINGTON | W 6-4 |
| 2014-15 | 10/11/14 | BUFFALO | W 6-2 |
| 2015-16 | 10/07/15 | NY RANGERS | L 2 |
| 2016-17 | 10/12/16 | ST. LOUIS | L 5-2 |

FIRST AWAY GAME

| SEASON | DATE | OPPONENT | RESULT |
|-----------|---------------------|--------------|------------|
| 1975-76 | 10/08/75 | NY RANGERS | T 2-2 |
| 1976-77 | 10/06/76 | ST. LOUIS | W 6-4 |
| 1977-78 | 10/13/77 | PHILADELPHIA | L 1-5 |
| 1978-79 | 10/10/78 | WASHINGTON | W 4-2 |
| 1979-80 | 10/13/79 | MINNESOTA | L 1-5 |
| 1980-81 | 10/11/80 | MONTREAL | W 5-4 |
| 1981-82 | 10/10/81 | TORONTO | L 8-9 |
| 1982-83 | 10/09/82 | MONTREAL | W 8-7 |
| 1983-84 | 10/08/83 | ST. LOUIS | L 1-4 |
| 1984-85 | 10/13/84 | NY ISLANDERS | L 6-7 |
| 1985-86 | 10/10/85 | QUEBEC | L 2-6 |
| 1986-87 | 10/11/86 | DETROIT | L 3-4 |
| 1987-88 | 10/10/87 | WASHINGTON | L 4-6 |
| 1988-89 | 10/08/88 | TORONTO | L 4-7 |
| 1989-90 | 10/07/89 | WASHINGTON | W 3-2 |
| 1990-91 | 10/06/90 | ST. LOUIS | W 5-2 |
| 1991-92 | 10/05/91 | MINNESOTA | L 2-4 |
| 1992-93 | 10/07/92 | TAMPA BAY | L 3-7 |
| 1993-94 | 10/09/93 | TORONTO | L 1-2 |
| 1994-95 | 01/20/95 | DETROIT | L 1-4 |
| 1995-96 | 10/07/95 | SAN JOSE | W 4-3 |
| 1996-97 | 10/05/96 | WASHINGTON | W 5-2 |
| 1997-98 | 10/01/97 | PHOENIX | L 2-6 |
| 1998-99 | 10/13/98 | DALLAS | L 1-3 |
| 1999-2000 | 10/04/99 | SAN JOSE | L 1-7 |
| 2000-01 | 10/05/00 | BUFFALO | L 2-4 |
| 2001-02 | 10/04/01 | VANCOUVER | W 5-4 |
| 2002-03 | 10/10/02 | COLUMBUS | L 1-2 |
| 2003-04 | 10/10/03 | COLORADO | L 0-5 |
| 2004-05 | - SEASON CANCELED - | | |
| 2005-06 | 10/11/05 | ST. LOUIS | L 1-4 |
| 2006-07 | 10/05/06 | NASHVILLE | W 8-6 |
| 2007-08 | 10/04/07 | MINNESOTA | L 0-1 |
| 2008-09 | 10/10/08 | NY RANGERS | L 2-4 |
| 2009-10 | 10/03/09 | FLORIDA | W 4-0* |
| 2010-11 | 10/07/10 | COLORADO | L 3-4 (OT) |
| 2011-12 | 10/07/10 | DALLAS | L 2-1 |
| 2012-13 | 01/19/13 | LOS ANGELES | W 5-2 |
| 2013-14 | 10/09/13 | ST. LOUIS | L 3-2 |
| 2014-15 | 10/09/14 | DALLAS | W 3-2 (SO) |
| 2015-16 | 10/09/15 | NY ISLANDERS | W 3-2 (OT) |
| 2016-17 | 10/14/16 | NASHVILLE | L 3-2 |

* GAME PLAYED IN HELSINKI, FINLAND

LEADERSHIP

PLAYERS

2016-17

OPPONENTS

TRADITION

RECORDS

PLAYOFFS

HISTORY

MINORS

NHL

MEDIA

2017-18 CHICAGO BLACKHAWKS

PLAYOFFS



ROUND 1: NASHVILLE PREDATORS

WESTERN CONFERENCE FIRST ROUND GAME SUMMARIES

GAME 1: Predators 1, BLACKHAWKS 0 - United Center (04/13/17)

Viktor Arvidsson's goal 7:52 into the first period was all the Predators needed to take an early 1-0 lead over the Blackhawks in the Western Conference First Round. **COREY CRAWFORD** stopped 19 of 20 shots in the game, while Pekka Rinne stopped all 29 shots he faced. Chicago outshot Nashville 12-4 in the second period and 11-5 in the third period. **PATRICK KANE** led the Blackhawks with six shots on goal. **BRENT SEABROOK** led Blackhawks defensemen with four blocked shots. The Predators were 0-for-1 on the power play, while Chicago finished 0-for-2 with the man advantage.

GAME 2: Predators 5, BLACKHAWKS 0 - United Center (04/15/17)

The Predators shut out the Blackhawks for the second consecutive game to take a 2-0 series lead. Ryan Johansen scored a goal and added two assists for the Predators; Ryan Ellis, Harry Zolnierczyk, Colton Sissons and Kevin Fiala also tallied for the visitors. Pekka Rinne made 30 saves for Nashville, while **COREY CRAWFORD** stopped 24 of 29 shots. **JONATHAN TOEWS** led Chicago with five shots on goal. The Predators converted one of three power-play opportunities, while the Blackhawks finished 0-for-2 with the man advantage.

GAME 3: Predators 3, BLACKHAWKS 2 (OT) - Bridgestone Arena (04/17/17)

Kevin Fiala's goal at 16:44 of overtime was the difference-maker in Nashville's 3-2 overtime win over Chicago that secured a 3-0 series lead for the Predators. The Blackhawks jumped out to an early lead off a **DENNIS RASMUSSEN** goal early in the second period. Later in the second, **PATRICK KANE** extended Chicago's lead to 2-0 with a power-play goal. Filip Forsberg evened the score with two goals in the third period to send the game into overtime. Nashville outshot the Blackhawks 49-36, and **KANE**'s nine shots on goal paced all players. **COREY CRAWFORD** stopped 46 of 49 shots, while Pekka Rinne made 34 saves on 36 shots. The Blackhawks finished 1-for-3 on the power play, while Nashville was held scoreless on their lone opportunity.

GAME 4: Predators 4, BLACKHAWKS 1 - Bridgestone Arena (04/20/17)

Roman Josi's two goals in Game 4 led Nashville to a 4-1 win over Chicago and completed their Western Conference First Round sweep. Chicago's lone goal came from **JONATHAN TOEWS** late in the third period. Colton Sissons and Viktor Arvidsson (EN) also tallied for Nashville. **PATRICK KANE** led the Blackhawks with five shots on goal, and Chicago outshot Nashville for the third time in the series, 31-26. Corey Crawford made 22 saves on 25 shots, while Pekka Rinne stopped 30 of 31 shots. The Blackhawks converted on one of their two power-play chances, while Nashville finished 0-for-3 with the man advantage.

Series Recap: Predators 4, BLACKHAWKS 0

The Blackhawks fell to the Predators 4-0 after being outscored 13-3 in the series. **JONATHAN TOEWS** and **PATRICK KANE** led Chicago's scoring with two points each—both players had one goal and one assist. **TOEWS** paced Chicago with 23 shots on goal. **COREY CRAWFORD** posted a 2.84 goals-against average and .902 save percentage. The series marked the second consecutive season that the Blackhawks were eliminated in the first round of the Stanley Cup Playoffs and the first time they were swept in any series since 1993 (St. Louis, Division Semifinals).

LEADERSHIP

PLAYERS

2016-17

OPPONENTS

TRADITION

RECORDS

PLAYOFFS

HISTORY

MINORS

NHL

MEDIA

WESTERN CONFERENCE FIRST ROUND

CHICAGO BLACKHAWKS VS. NASHVILLE PREDATORS

Record: 0-2 at United Center, 0-2 at Nashville

| DATE | TEAM | SCORING BY PERIOD | | | | | SHOTS BY PERIOD | | | | | PP | PIM | GWG | GOALIE (SAVES-SHOTS) | ATTN. | |
|--------|-------------------|-------------------|---|---|----|-----------------|-----------------|----|----|----|-----|------------|----------------------|---------------|----------------------|--------------------|--|
| | | 1 | 2 | 3 | OT | F | 1 | 2 | 3 | OT | TOT | | | | | | |
| 04/13 | NSH | 1 | 0 | 0 | - | 1 | 11 | 4 | 5 | - | 20 | 0-1 (0.0) | 2-4 | V. Arvidsson | Rinne (29-29) | 22,075 | |
| | CHI | 0 | 0 | 0 | - | 0 | 6 | 12 | 11 | - | 29 | 0-2 (0.0) | 1-2 | | Crawford (19-20) | | |
| 04/15 | NSH | 1 | 2 | 2 | - | 5 | 12 | 10 | 7 | - | 29 | 1-3 (33.3) | 2-4 | R. Ellis | Rinne (30-30) | 22,175 | |
| | CHI | 0 | 0 | 0 | - | 0 | 7 | 14 | 9 | - | 30 | 0-2 (0.0) | 4-16 | | Crawford (24-29) | | |
| 04/17 | CHI | 0 | 2 | 0 | 0 | 2 | 9 | 12 | 10 | 5 | 36 | 1-3 (33.3) | 3-6 | K. Fiala (OT) | Crawford (46-49) | 17,204 | |
| | NSH | 0 | 0 | 2 | 1 | 3 | 18 | 9 | 13 | 9 | 49 | 0-1 (0.0) | 5-10 | | Rinne (34-36) | | |
| 04/20 | CHI | 0 | 0 | 1 | - | 1 | 7 | 13 | 11 | - | 31 | 1-2 (50.0) | 3-6 | C. Sissons | Crawford (22-25) | 17,326 | |
| | NSH | 0 | 1 | 3 | - | 4 | 11 | 9 | 6 | - | 26 | 0-3 (0.0) | 1-4 | | Rinne (30-31) | | |
| TOTALS | SCORING BY PERIOD | | | | | SHOTS BY PERIOD | | | | | PP | PIM | GOALIE (SAVES-SHOTS) | | | | |
| | TEAM | 1 | 2 | 3 | OT | TOT | 1 | 2 | 3 | OT | | | TOT | | | | |
| | NSH | 2 | 3 | 7 | 1 | 13 | 52 | 32 | 31 | 9 | | | 124 | 1-8 (12.5) | 10-22 | Rinne (123-126) | |
| | CHI | 0 | 2 | 1 | 0 | 3 | 29 | 51 | 41 | 5 | | | 126 | 2-9 (22.2) | 11-30 | Crawford (111-123) | |

2017 WESTERN CONFERENCE FIRST ROUND STATS

| BLACKHAWKS | GP | G | A | PTS | +/- | PIM | BLUES | GP | G | A | PTS | +/- | PIM |
|---------------------|----|---|---|-----|-----|-----|-------------------|----|---|---|-----|-----|-----|
| Patrick Kane | 4 | 1 | 1 | 2 | -3 | 2 | Ryan Johansen | 4 | 1 | 5 | 6 | 7 | 2 |
| Jonathan Toews | 4 | 1 | 1 | 2 | -5 | 0 | Filip Forsberg | 4 | 2 | 3 | 5 | 7 | 4 |
| Dennis Rasmussen | 3 | 1 | 0 | 1 | -2 | 0 | Viktor Arvidsson | 4 | 2 | 2 | 4 | 8 | 2 |
| Marcus Kruger | 4 | 0 | 1 | 1 | -2 | 2 | Ryan Ellis | 4 | 1 | 3 | 4 | 5 | 2 |
| Richard Panik | 4 | 0 | 1 | 1 | -3 | 2 | Roman Josi | 4 | 2 | 1 | 3 | 5 | 2 |
| Artemi Panarin | 4 | 0 | 1 | 1 | -4 | 0 | Colton Sissons | 4 | 2 | 1 | 3 | 3 | 4 |
| Duncan Keith | 4 | 0 | 1 | 1 | -6 | 2 | Kevin Fiala | 4 | 2 | 0 | 2 | 0 | 0 |
| Tanner Kero | 4 | 0 | 0 | 0 | -2 | 0 | P.K. Subban | 4 | 0 | 2 | 2 | 4 | 2 |
| Brian Campbell | 4 | 0 | 0 | 0 | -2 | 0 | Harry Zolnierczyk | 4 | 1 | 0 | 1 | 1 | 0 |
| Artem Anisimov | 4 | 0 | 0 | 0 | -2 | 0 | Mattias Ekholm | 4 | 0 | 1 | 1 | 4 | 0 |
| Nick Schmaltz | 4 | 0 | 0 | 0 | -2 | 2 | Pontus Aberg | 4 | 0 | 1 | 1 | 2 | 0 |
| Brent Seabrook | 4 | 0 | 0 | 0 | -3 | 2 | Austin Watson | 4 | 0 | 1 | 1 | 2 | 2 |
| Johnny Oduya | 4 | 0 | 0 | 0 | -3 | 0 | James Neal | 4 | 0 | 1 | 1 | 0 | 0 |
| Ryan Hartman | 4 | 0 | 0 | 0 | -3 | 14 | Calle Jankrok | 4 | 0 | 1 | 1 | -1 | 0 |
| Trevor van Riemsdyk | 4 | 0 | 0 | 0 | -4 | 0 | Mike Fisher | 4 | 0 | 0 | 0 | 3 | 0 |
| Marian Hossa | 4 | 0 | 0 | 0 | -4 | 2 | Matt Irwin | 4 | 0 | 0 | 0 | 2 | 0 |
| Niklas Hjalmarsson | 4 | 0 | 0 | 0 | -4 | 2 | Yannick Weber | 4 | 0 | 0 | 0 | 2 | 0 |
| Jordin Tootoo | 2 | 0 | 0 | 0 | 0 | 0 | Craig Smith | 3 | 0 | 1 | 1 | 1 | 0 |
| Michal Kempny | 1 | 0 | 0 | 0 | 0 | 0 | P.A. Parenteau | 1 | 0 | 0 | 0 | 0 | 0 |
| John Hayden | 1 | 0 | 0 | 0 | 0 | 0 | | | | | | | |
| Vinnie Hinostroza | 1 | 0 | 0 | 0 | -2 | 0 | | | | | | | |
| | | | | | | | | | | | | | |
| | | | | | | | | | | | | | |
| | | | | | | | | | | | | | |
| | | | | | | | | | | | | | |
| | | | | | | | | | | | | | |
| | | | | | | | | | | | | | |
| | | | | | | | | | | | | | |
| | | | | | | | | | | | | | |
| | | | | | | | | | | | | | |
| | | | | | | | | | | | | | |
| | | | | | | | | | | | | | |
| | | | | | | | | | | | | | |
| | | | | | | | | | | | | | |
| | | | | | | | | | | | | | |
| | | | | | | | | | | | | | |
| | | | | | | | | | | | | | |
| | | | | | | | | | | | | | |
| | | | | | | | | | | | | | |
| | | | | | | | | | | | | | |
| | | | | | | | | | | | | | |
| | | | | | | | | | | | | | |
| | | | | | | | | | | | | | |
| | | | | | | | | | | | | | |
| | | | | | | | | | | | | | |
| | | | | | | | | | | | | | |
| | | | | | | | | | | | | | |
| | | | | | | | | | | | | | |
| | | | | | | | | | | | | | |
| | | | | | | | | | | | | | |
| | | | | | | | | | | | | | |
| | | | | | | | | | | | | | |
| | | | | | | | | | | | | | |
| | | | | | | | | | | | | | |
| | | | | | | | | | | | | | |
| | | | | | | | | | | | | | |
| | | | | | | | | | | | | | |
| | | | | | | | | | | | | | |
| | | | | | | | | | | | | | |
| | | | | | | | | | | | | | |
| | | | | | | | | | | | | | |
| | | | | | | | | | | | | | |
| | | | | | | | | | | | | | |
| | | | | | | | | | | | | | |
| | | | | | | | | | | | | | |
| | | | | | | | | | | | | | |
| | | | | | | | | | | | | | |
| | | | | | | | | | | | | | |
| | | | | | | | | | | | | | |
| | | | | | | | | | | | | | |
| | | | | | | | | | | | | | |
| | | | | | | | | | | | | | |
| | | | | | | | | | | | | | |
| | | | | | | | | | | | | | |
| | | | | | | | | | | | | | |
| | | | | | | | | | | | | | |
| | | | | | | | | | | | | | |
| | | | | | | | | | | | | | |
| | | | | | | | | | | | | | |
| | | | | | | | | | | | | | |
| | | | | | | | | | | | | | |
| | | | | | | | | | | | | | |
| | | | | | | | | | | | | | |
| | | | | | | | | | | | | | |
| | | | | | | | | | | | | | |
| | | | | | | | | | | | | | |

LEADERSHIP

PLAYERS

2016-17

OPPONENTS

TRADITION

RECORDS

PLAYOFFS

HISTORY

MINORS

NHL

MEDIA

SCHEDULE AND RESULTS/PLAYER STATISTICS

| GM | DATE | OPPONENT | RESULT | SCORE | RECORD | GOALIE | ATTN. | GWG |
|----|-------|-------------|--------|----------|--------|-------------|--------|--------------|
| 1 | 04/13 | Nashville | L | 1-0 | 0-1 | C. Crawford | 22,075 | V. Arvidsson |
| 2 | 04/15 | Nashville | L | 5-0 | 0-2 | C. Crawford | 22,175 | R. Ellis |
| 3 | 04/17 | @ Nashville | L | 3-2 (OT) | 0-3 | C. Crawford | 17,204 | K. Fiala |
| 4 | 04/20 | @ Nashville | L | 4-1 | 0-4 | C. Crawford | 17,326 | C. Sissons |

| PLAYER | POS | GP | G | A | P | +/- | PIM | PP | SH | GW | OT | S | % | TOI/G |
|---------------------|-----|----|---|---|---|-----|-----|----|----|----|----|----|------|-------|
| Patrick Kane | RW | 4 | 1 | 1 | 2 | -3 | 2 | 1 | 0 | 0 | 0 | 23 | 4.3 | 23:55 |
| Jonathan Toews | C | 4 | 1 | 1 | 2 | -5 | 0 | 1 | 0 | 0 | 0 | 10 | 10.0 | 20:33 |
| Dennis Rasmussen | C | 3 | 1 | 0 | 1 | -2 | 0 | 0 | 0 | 0 | 0 | 5 | 20.0 | 13:36 |
| Marcus Kruger | C | 4 | 0 | 1 | 1 | -2 | 2 | 0 | 0 | 0 | 0 | 7 | 0.0 | 15:19 |
| Richard Panik | RW | 4 | 0 | 1 | 1 | -3 | 2 | 0 | 0 | 0 | 0 | 6 | 0.0 | 15:45 |
| Artemi Panarin | LW | 4 | 0 | 1 | 1 | -4 | 0 | 0 | 0 | 0 | 0 | 11 | 0.0 | 20:51 |
| Duncan Keith | D | 4 | 0 | 1 | 1 | -6 | 2 | 0 | 0 | 0 | 0 | 6 | 0.0 | 25:33 |
| Artem Anisimov | C | 4 | 0 | 0 | 0 | -2 | 0 | 0 | 0 | 0 | 0 | 6 | 0.0 | 17:21 |
| Brian Campbell | D | 4 | 0 | 0 | 0 | -2 | 0 | 0 | 0 | 0 | 0 | 2 | 0.0 | 16:10 |
| Tanner Kero | C | 4 | 0 | 0 | 0 | -2 | 0 | 0 | 0 | 0 | 0 | 4 | 0.0 | 13:38 |
| Nick Schmaltz | C | 4 | 0 | 0 | 0 | -2 | 2 | 0 | 0 | 0 | 0 | 2 | 0.0 | 15:22 |
| Johnny Oduya | D | 4 | 0 | 0 | 0 | -3 | 0 | 0 | 0 | 0 | 0 | 3 | 0.0 | 19:20 |
| Brent Seabrook | D | 4 | 0 | 0 | 0 | -3 | 2 | 0 | 0 | 0 | 0 | 7 | 0.0 | 22:24 |
| Ryan Hartman | RW | 4 | 0 | 0 | 0 | -3 | 14 | 0 | 0 | 0 | 0 | 6 | 0.0 | 11:33 |
| Trevor van Riemsdyk | D | 4 | 0 | 0 | 0 | -4 | 0 | 0 | 0 | 0 | 0 | 9 | 0.0 | 19:02 |
| Niklas Hjalmarsson | D | 4 | 0 | 0 | 0 | -4 | 2 | 0 | 0 | 0 | 0 | 1 | 0.0 | 22:29 |
| Marian Hossa | RW | 4 | 0 | 0 | 0 | -4 | 2 | 0 | 0 | 0 | 0 | 15 | 0.0 | 19:00 |
| Jordin Tootoo | RW | 2 | 0 | 0 | 0 | 0 | 0 | 0 | 0 | 0 | 0 | 2 | 0.0 | 6:13 |
| Michal Kempny | D | 1 | 0 | 0 | 0 | 0 | 0 | 0 | 0 | 0 | 0 | 1 | 0.0 | 8:51 |
| John Hayden | LW | 1 | 0 | 0 | 0 | 0 | 0 | 0 | 0 | 0 | 0 | 0 | 0.0 | 5:39 |
| Vinnie Hinostroza | LW | 1 | 0 | 0 | 0 | -2 | 0 | 0 | 0 | 0 | 0 | 0 | 0.0 | 6:48 |

| GOALTENDER | GP | MINS | GAA | W | L | OT | SO | SA | GA | SV % | G | A | PIM |
|----------------|----|------|------|---|---|----|----|-----|-----|------|---|---|-----|
| Corey Crawford | 4 | 254 | 2.84 | 0 | 4 | - | 0 | 123 | 111 | .902 | 0 | 0 | 0 |

LEADERSHIP

PLAYERS

2016-17

OPPONENTS

TRADITION

RECORDS

PLAYOFFS

HISTORY

MINORS

NHL

MEDIA

STATISTICAL BREAKDOWN

CATEGORY

| | TOT | W | L |
|--------------------------------|-----|---|---|
| Overall record | 4 | 0 | 4 |
| Home record | 2 | 0 | 2 |
| Road record | 2 | 0 | 2 |
| One-goal games | 2 | 0 | 2 |
| Two-goal games | - | - | - |
| Three-goal games | 1 | 0 | 1 |
| Four-goal games | - | - | - |
| Five-goal games | 1 | 0 | 1 |
| Scoring first | 1 | 0 | 1 |
| Opponent scoring first | 3 | 0 | 3 |
| Leading after one period | - | - | - |
| Trailing after one period | 2 | 0 | 2 |
| Tied after one period | 2 | 0 | 2 |
| Leading after two periods | 1 | 0 | 1 |
| Trailing after two periods | 3 | 0 | 3 |
| Tied after two periods | - | - | - |
| Overtime record, 2016 playoffs | 1 | 0 | 1 |
| Outshooting opponent | 3 | 0 | 3 |
| Outshot by opponent | 1 | 0 | 1 |
| Even shots | - | - | - |
| vs. Central | 4 | 0 | 4 |
| vs. Pacific | - | - | - |
| vs. Western Conference | - | - | - |

GOALS BY PERIOD

| | 1 | 2 | 3 | OT | T |
|------------|---|---|---|----|----|
| BLACKHAWKS | 2 | 3 | 7 | 1 | 13 |
| OPPONENTS | 0 | 2 | 1 | 0 | 3 |

SHOTS BY PERIOD

| | 1 | 2 | 3 | OT | T |
|------------|----|----|----|----|-----|
| BLACKHAWKS | 29 | 51 | 41 | 5 | 126 |
| OPPONENTS | 52 | 32 | 31 | 9 | 124 |

POWER PLAY

| | G | ATT | PCT |
|---------|---|-----|------|
| OVERALL | 2 | 9 | 22.2 |
| HOME | 0 | 4 | 0.0 |
| ROAD | 2 | 5 | 40.0 |

PENALTY KILLING

| | GA | ATT | PCT |
|---------|----|-----|-------|
| OVERALL | 1 | 8 | 87.5 |
| HOME | 1 | 4 | 75.0 |
| ROAD | 0 | 4 | 100.0 |

MONTHLY

| | W | L |
|-------|---|---|
| April | 0 | 4 |

SITUATIONAL

| | GF | GA |
|--------------|----|----|
| 5 on 5 | 1 | 11 |
| 5 on 4 | 2 | 0 |
| 5 on 3 | 0 | 0 |
| 4 on 4 | 0 | 0 |
| 4 on 3 | 0 | 0 |
| 3 on 3 | 0 | 0 |
| 3 on 4 | 0 | 0 |
| 3 on 5 | 0 | 0 |
| 4 on 5 | 0 | 1 |
| Empty net | 0 | 1 |
| Penalty shot | 0 | 0 |
| Totals | 3 | 13 |

INDIVIDUAL LEADERS

| | |
|------------|-----------------------|
| Points | P. Kane, J. Toews (2) |
| Goals | 3 players (1) |
| Assists | 6 players (1) |
| PP goals | P. Kane, J. Toews (1) |
| SH goals | N/A |
| GW goals | N/A |
| 3+ goals | N/A |
| PIM | R. Hartman (14) |
| Shots | P. Kane (23) |
| Plus/Minus | 3 players (0) |

LEADERSHIP

PLAYERS

2016-17

OPPONENTS

TRADITION

RECORDS

PLAYOFFS

HISTORY

MINORS

NHL

MEDIA

STANLEY CUP PLAYOFFS RECORD

BLACKHAWKS VS. NHL TEAMS SINCE 1927

| | | SERIES | | | | HOME | | | | ROAD | | | | TOTAL | | | | | | | | |
|------------|---|--------|----|----|-----|------|-----|---|-----|------|-----|-----|-----|-------|-----|-----|-----|-----|-----|---|-------|-------|
| TEAM | | TOTAL | W | L | GP | W | L | T | GF | GA | GP | W | L | T | GF | GA | GP | W | L | T | GF | GA |
| LEADERSHIP | ANAHEIM | 1 | 1 | 0 | 3 | 2 | 1 | 0 | 11 | 8 | 4 | 2 | 2 | 0 | 13 | 14 | 7 | 4 | 3 | 0 | 24 | 22 |
| | ARIZONA | 1 | 0 | 1 | 3 | 0 | 3 | 0 | 4 | 10 | 3 | 2 | 1 | 0 | 8 | 7 | 6 | 2 | 4 | 0 | 12 | 17 |
| | BOSTON | 7 | 2 | 5 | 13 | 4 | 9 | 0 | 31 | 48 | 15 | 5 | 9 | 1 | 49 | 64 | 28 | 9 | 18 | 1 | 80 | 112 |
| | BUFFALO | 2 | 0 | 2 | 4 | 1 | 3 | 0 | 10 | 15 | 5 | 0 | 5 | 0 | 7 | 21 | 9 | 1 | 8 | 0 | 17 | 36 |
| | CALGARY | 4 | 2 | 2 | 8 | 5 | 3 | 0 | 25 | 18 | 10 | 4 | 6 | 0 | 29 | 35 | 18 | 9 | 9 | 0 | 54 | 53 |
| PLAYERS | COLORADO | 2 | 0 | 2 | 6 | 3 | 3 | 0 | 22 | 22 | 6 | 1 | 5 | 0 | 6 | 27 | 12 | 4 | 8 | 0 | 28 | 49 |
| | DALLAS* | 6 | 4 | 2 | 17 | 10 | 7 | 0 | 67 | 59 | 16 | 9 | 7 | 0 | 53 | 59 | 33 | 19 | 14 | 0 | 120 | 118 |
| | DETROIT | 16 | 9 | 7 | 40 | 28 | 12 | 0 | 137 | 100 | 41 | 15 | 26 | 0 | 99 | 124 | 81 | 43 | 38 | 0 | 236 | 224 |
| | EDMONTON | 4 | 1 | 3 | 10 | 5 | 5 | 0 | 43 | 42 | 10 | 3 | 7 | 0 | 34 | 60 | 20 | 8 | 12 | 0 | 77 | 102 |
| | LOS ANGELES | 3 | 2 | 1 | 10 | 8 | 2 | 0 | 32 | 24 | 7 | 3 | 4 | 0 | 15 | 22 | 17 | 11 | 6 | 0 | 47 | 46 |
| 2016-17 | MINNESOTA | 3 | 3 | 0 | 8 | 8 | 0 | 0 | 31 | 12 | 7 | 4 | 3 | 0 | 14 | 15 | 15 | 12 | 3 | 0 | 45 | 27 |
| | MONTREAL | 17 | 5 | 12 | 39 | 21 | 17 | 1 | 92 | 93 | 42 | 8 | 33 | 1 | 93 | 168 | 81 | 29 | 50 | 2 | 185 | 261 |
| | NASHVILLE | 3 | 2 | 1 | 8 | 5 | 3 | 0 | 19 | 21 | 8 | 3 | 5 | 0 | 20 | 28 | 16 | 8 | 8 | 0 | 39 | 49 |
| | NY ISLANDERS | 2 | 0 | 2 | 2 | 0 | 2 | 0 | 1 | 7 | 4 | 0 | 4 | 0 | 5 | 14 | 6 | 0 | 6 | 0 | 6 | 21 |
| | NY RANGERS | 5 | 4 | 1 | 13 | 9 | 4 | 0 | 42 | 29 | 11 | 5 | 6 | 0 | 24 | 25 | 24 | 14 | 10 | 0 | 66 | 54 |
| OPPONENTS | PHILADELPHIA | 2 | 2 | 0 | 5 | 5 | 0 | 0 | 26 | 14 | 5 | 3 | 2 | 0 | 19 | 16 | 10 | 8 | 2 | 0 | 45 | 30 |
| | PITTSBURGH | 2 | 1 | 1 | 4 | 2 | 2 | 0 | 11 | 10 | 4 | 2 | 2 | 0 | 13 | 13 | 8 | 4 | 4 | 0 | 24 | 23 |
| | SAN JOSE | 1 | 1 | 0 | 2 | 2 | 0 | 0 | 7 | 4 | 2 | 2 | 0 | 0 | 6 | 3 | 4 | 4 | 0 | 0 | 13 | 7 |
| | ST. LOUIS | 12 | 8 | 4 | 31 | 21 | 10 | 0 | 121 | 79 | 32 | 14 | 18 | 0 | 90 | 96 | 63 | 35 | 28 | 0 | 211 | 175 |
| | TAMPA BAY | 1 | 1 | 0 | 3 | 2 | 1 | 0 | 6 | 4 | 3 | 2 | 1 | 0 | 7 | 6 | 6 | 4 | 2 | 0 | 13 | 10 |
| TRADITION | TORONTO | 9 | 3 | 6 | 20 | 11 | 9 | 0 | 54 | 48 | 18 | 4 | 13 | 1 | 35 | 63 | 38 | 15 | 22 | 1 | 89 | 111 |
| | VANCOUVER | 5 | 3 | 2 | 14 | 8 | 6 | 0 | 40 | 38 | 14 | 8 | 6 | 0 | 52 | 39 | 28 | 16 | 12 | 0 | 92 | 77 |
| | DEFUNCT CLUBS | 4 | 2 | 2 | 4 | 3 | 1 | 0 | 9 | 7 | 5 | 2 | 2 | 1 | 7 | 8 | 9 | 5 | 3 | 1 | 16 | 15 |
| | TOTALS | 112 | 56 | 56 | 267 | 163 | 103 | 1 | 841 | 712 | 272 | 101 | 167 | 4 | 698 | 927 | 539 | 264 | 270 | 5 | 1,539 | 1,639 |
| | * Includes series vs. Minnesota North Stars | | | | | | | | | | | | | | | | | | | | | |

* Includes series vs. Minnesota North Stars

BLACKHAWKS PLAYOFF SERIES RESULTS VS. OPPONENTS

ARIZONA COYOTES

2012 WESTERN CONFERENCE QUARTERFINALS Arizona won best-of-seven series 4-2, outscoring Chicago 17-12.



ANAHEIM DUCKS

2015 WESTERN CONFERENCE FINAL Chicago won best-of-seven series 4-3, outscoring Anaheim 24-22.



BOSTON BRUINS

1927 QUARTERFINALS Boston won two-game, total-goals series 10-5.
1942 QUARTERFINALS Boston won best-of-three series 2-1, Chicago outscoring Boston 7-5.
1970 SEMIFINALS Boston won best-of-seven series 4-0, outscoring Chicago 20-10.
1974 SEMIFINALS Boston won best-of-seven series 4-2, outscoring Chicago 28-20.
1975 PRELIMINARY ROUND Chicago won best-of-three series 2-1, Boston outscoring Chicago 15-12.
1978 QUARTERFINALS Boston won best-of-seven series 4-0, outscoring Chicago 19-9.
2013 STANLEY CUP FINAL Chicago won best-of-seven series 4-2, outscoring Boston 17-15.



BUFFALO SABRES

1975 QUARTERFINALS Buffalo won best-of-seven series 4-1, outscoring Chicago 20-10.
1980 QUARTERFINALS Buffalo won best-of-seven series 4-0, outscoring Chicago 16-7.



PLAYOFF RESULTS VS. OPPONENT

CALGARY FLAMES

| | |
|------|----------------------------------|
| 1981 | PRELIMINARY ROUND |
| 1989 | CONFERENCE FINAL |
| 1996 | WESTERN CONFERENCE QUARTERFINALS |
| 2009 | WESTERN CONFERENCE QUARTERFINALS |

Calgary won best-of-five series 3-0, outscoring Chicago 15-9.
Calgary won best-of-seven series 4-1, outscoring Chicago 15-8.
Chicago won best-of-seven series 4-0, outscoring Calgary 16-7.
Chicago won best-of-seven series 4-2, outscoring Calgary 21-16.



COLORADO AVALANCHE

| | |
|------|----------------------------------|
| 1996 | WESTERN CONFERENCE SEMIFINALS |
| 1997 | WESTERN CONFERENCE QUARTERFINALS |

Colorado won best-of-seven series 4-2, outscoring Chicago 21-14.
Colorado won best-of-seven series 4-2, outscoring Chicago 28-14.



DALLAS (MINNESOTA) STARS

| | |
|------|---------------------|
| 1982 | DIVISION SEMIFINALS |
| 1983 | DIVISION FINALS |
| 1984 | DIVISION SEMIFINALS |
| 1985 | DIVISION FINALS |
| 1990 | DIVISION SEMIFINALS |
| 1991 | DIVISION SEMIFINALS |

Chicago won best-of-five series 3-1, with each team scoring 14 goals.
Chicago won best-of-seven series 4-1, outscoring Minnesota 22-16.
Minnesota won best-of-five series 3-2, outscoring Chicago 18-14.
Chicago won best-of-seven series 4-2, outscoring Minnesota 33-29.
Chicago won best-of-seven series 4-3, outscoring Minnesota 21-18.
Minnesota won best-of-seven series 4-2, outscoring Chicago 23-16.



DETROIT RED WINGS

| | |
|------|-------------------------------|
| 1934 | STANLEY CUP FINAL |
| 1941 | SEMIFINALS |
| 1944 | SEMIFINALS |
| 1961 | STANLEY CUP FINAL |
| 1963 | SEMIFINALS |
| 1964 | SEMIFINALS |
| 1965 | SEMIFINALS |
| 1966 | SEMIFINALS |
| 1970 | QUARTERFINALS |
| 1985 | DIVISION SEMIFINALS |
| 1987 | DIVISION SEMIFINALS |
| 1989 | DIVISION SEMIFINALS |
| 1992 | DIVISION FINALS |
| 1995 | WESTERN CONFERENCE FINAL |
| 2009 | WESTERN CONFERENCE FINAL |
| 2013 | WESTERN CONFERENCE SEMIFINALS |

Chicago won best-of-five series 3-1, outscoring Detroit 9-7.
Detroit won best-of-three series 2-0, outscoring Chicago 5-2.
Chicago won best-of-seven series 4-1, outscoring Detroit 17-8.
Chicago won best-of-seven series 4-2, outscoring Detroit 19-12.
Detroit won best-of-seven series 4-2, outscoring Chicago 25-19.
Detroit won best-of-seven series 4-3, outscoring Chicago 24-18.
Chicago won best-of-seven series 4-3, outscoring Detroit 23-19.
Detroit won best-of-seven series 4-2, outscoring Chicago 22-10.
Chicago won best-of-seven series 3-0, outscoring Detroit 16-8.
Chicago won best-of-five series 3-0, outscoring Detroit 23-8.
Detroit won best-of-seven series 4-0, outscoring Chicago 15-6.
Chicago won best-of-seven series 4-2, outscoring Detroit 25-18.
Chicago won best-of-seven series 4-0, outscoring Detroit 11-6.
Detroit won best-of-seven series 4-1, outscoring Chicago 13-12.
Detroit won best-of-seven series 4-1, outscoring Chicago 19-10.
Chicago won best-of-seven series 4-3, outscoring Detroit 16-15.



EDMONTON OILERS

| | |
|------|-------------------|
| 1983 | CONFERENCE FINALS |
| 1985 | CONFERENCE FINALS |
| 1990 | CONFERENCE FINALS |
| 1992 | CONFERENCE FINALS |

Edmonton won best-of-seven series 4-0, outscoring Chicago 25-11.
Edmonton won best-of-seven series 4-2, outscoring Chicago 44-25.
Edmonton won best-of-seven series 4-2, outscoring Chicago 25-20.
Chicago won best-of-seven series 4-0, outscoring Edmonton 21-8.



LOS ANGELES KINGS

| | |
|------|--------------------------|
| 1974 | QUARTERFINALS |
| 2013 | WESTERN CONFERENCE FINAL |
| 2014 | WESTERN CONFERENCE FINAL |

Chicago won best-of-seven series 4-1, outscoring Los Angeles 10-7.
Chicago won best-of-seven series 4-1, outscoring Los Angeles 14-11.
Los Angeles won best-of-seven series 4-3, outscoring Chicago 28-23.



MINNESOTA WILD

| | |
|------|----------------------------------|
| 2013 | WESTERN CONFERENCE QUARTERFINALS |
| 2014 | WESTERN CONFERENCE SECOND ROUND |
| 2015 | WESTERN CONFERENCE SECOND ROUND |

Chicago won best-of-seven series 4-1, outscoring Minnesota 17-7.
Chicago won best-of-seven series 4-2, outscoring Minnesota 15-13.
Chicago won best-of-seven series 4-0, outscoring Minnesota 13-7.



LEADERSHIP

PLAYERS

2016-17

OPPONENTS

TRADITION

RECORDS

PLAYOFFS

HISTORY

MINORS

NHL

MEDIA

PLAYOFF RESULTS VS. OPPONENT

MONTREAL CANADIENS



| | | |
|------|-------------------|--|
| 1930 | QUARTERFINALS | Montreal won two-game, total-goals series 3-2. |
| 1931 | STANLEY CUP FINAL | Montreal won best-of-five series 3-2, outscoring Chicago 11-8. |
| 1934 | QUARTERFINALS | Chicago won two-game, total-goals series 4-3. |
| 1938 | QUARTERFINALS | Chicago won best-of-three series 2-1, outscoring Montreal 11-8. |
| 1941 | QUARTERFINALS | Chicago won best-of-three series 2-1, outscoring Montreal 8-7. |
| 1944 | STANLEY CUP FINAL | Montreal won best-of-seven series 4-0, outscoring Chicago 16-8. |
| 1946 | SEMIFINALS | Montreal won best-of-seven series 4-0, outscoring Chicago 26-7. |
| 1953 | SEMIFINALS | Montreal won best-of-seven series 4-3, outscoring Chicago 18-14. |
| 1959 | SEMIFINALS | Montreal won best-of-seven series 4-2, outscoring Chicago 21-16. |
| 1960 | SEMIFINALS | Montreal won best-of-seven series 4-0, outscoring Chicago 14-6. |
| 1961 | SEMIFINALS | Chicago won best-of-seven series 4-2, outscoring Montreal 16-15. |
| 1962 | SEMIFINALS | Chicago won best-of-seven series 4-2, outscoring Montreal 19-13. |
| 1965 | STANLEY CUP FINAL | Montreal won best-of-seven series 4-3, outscoring Chicago 18-12. |
| 1968 | SEMIFINALS | Montreal won best-of-seven series 4-1, outscoring Chicago 22-10. |
| 1971 | STANLEY CUP FINAL | Montreal won best-of-seven series 4-3, outscoring Chicago 20-18. |
| 1973 | STANLEY CUP FINAL | Montreal won best-of-seven series 4-2, outscoring Chicago 33-23. |
| 1976 | QUARTERFINALS | Montreal won best-of-seven series 4-0, outscoring Chicago 13-3. |

NASHVILLE PREDATORS



| | | |
|------|----------------------------------|---|
| 2010 | WESTERN CONFERENCE QUARTERFINALS | Chicago won best-of-seven series 4-2, outscoring Nashville 17-15. |
| 2015 | WESTERN CONFERENCE FIRST ROUND | Chicago won best-of-seven series 4-2, Nashville outscoring Chicago 21-19. |
| 2017 | WESTERN CONFERENCE FIRST ROUND | Nashville won best-of-seven series 4-0, outscoring Chicago 13-3. |

NEW YORK ISLANDERS



| | | |
|------|-------------------|---|
| 1977 | PRELIMINARY ROUND | NY Islanders won best-of-three series 2-0, outscoring Chicago 7-3. |
| 1979 | QUARTERFINALS | NY Islanders won best-of-seven series 4-0, outscoring Chicago 14-3. |

NEW YORK RANGERS



| | | |
|------|---------------|--|
| 1931 | SEMIFINALS | Chicago won two-game, total-goals series 3-0. |
| 1968 | QUARTERFINALS | Chicago won best-of-seven series 4-2, outscoring NY Rangers 18-12. |
| 1971 | SEMIFINALS | Chicago won best-of-seven series 4-3, outscoring NY Rangers 21-14. |
| 1972 | SEMIFINALS | NY Rangers won best-of-seven series 4-0, outscoring Chicago 17-9. |
| 1973 | SEMIFINALS | Chicago won best-of-seven series 4-1, outscoring NY Rangers 15-11. |

PHILADELPHIA FLYERS



| | | |
|------|-------------------|--|
| 1971 | QUARTERFINALS | Chicago won best-of-seven series 4-0, outscoring Philadelphia 20-8. |
| 2010 | STANLEY CUP FINAL | Chicago won best-of-seven series 4-2, outscoring Philadelphia 25-22. |

PITTSBURGH PENGUINS



| | | |
|------|-------------------|--|
| 1972 | QUARTERFINALS | Chicago won best-of-seven series 4-0, outscoring Pittsburgh 14-8. |
| 1992 | STANLEY CUP FINAL | Pittsburgh won best-of-seven series 4-0, outscoring Chicago 15-10. |

SAN JOSE SHARKS



| | | |
|------|--------------------------|---|
| 2010 | WESTERN CONFERENCE FINAL | Chicago won best-of-seven series 4-0, outscoring San Jose 13-7. |
|------|--------------------------|---|

PLAYOFF RESULTS VS. OPPONENT

ST. LOUIS BLUES

| | | |
|------|----------------------------------|---|
| 1973 | QUARTERFINALS | Chicago won best-of-seven series 4-1, outscoring St. Louis 22-9. |
| 1980 | PRELIMINARY ROUND | Chicago won best-of-five series 3-0, outscoring St. Louis 12-4. |
| 1982 | DIVISION FINALS | Chicago won best-of-seven series 4-2, outscoring St. Louis 23-19. |
| 1983 | DIVISION SEMIFINALS | Chicago won best-of-five series 3-1, outscoring St. Louis 16-10. |
| 1988 | DIVISION SEMIFINALS | St. Louis won best-of-seven series 4-1, outscoring Chicago 21-17. |
| 1989 | DIVISION FINALS | Chicago won best-of-seven series 4-1, outscoring St. Louis 19-12. |
| 1990 | DIVISION FINALS | Chicago won best-of-seven series 4-3, outscoring St. Louis 28-22. |
| 1992 | DIVISION SEMIFINALS | Chicago won best-of-seven series 4-2, outscoring St. Louis 23-19. |
| 1993 | DIVISION SEMIFINALS | St. Louis won best-of-seven series 4-0, outscoring Chicago 13-6. |
| 2002 | WESTERN CONFERENCE QUARTERFINALS | St. Louis won best-of-seven series 4-1, outscoring Chicago 13-5. |
| 2014 | WESTERN CONFERENCE FIRST ROUND | Chicago won best-of-seven series 4-2, outscoring St. Louis 20-14. |
| 2016 | WESTERN CONFERENCE FIRST ROUND | St. Louis won best-of-seven series 4-3, Chicago outscoring St. Louis 20-19. |



TAMPA BAY LIGHTNING

| | | |
|------|-------------------|---|
| 2015 | STANLEY CUP FINAL | Chicago won best-of-seven series 4-2, outscoring Tampa Bay 13-10. |
|------|-------------------|---|



TORONTO MAPLE LEAFS

| | | |
|------|----------------------------------|---|
| 1931 | QUARTERFINALS | Chicago won two-game, total-goals series 4-3. |
| 1932 | QUARTERFINALS | Toronto won two-game, total-goals series 6-2. |
| 1938 | STANLEY CUP FINAL | Chicago won best-of-five series 3-1, outscoring Toronto 10-8. |
| 1940 | QUARTERFINALS | Toronto won best-of-three series 2-0, outscoring Chicago 5-3. |
| 1962 | STANLEY CUP FINAL | Toronto won best-of-seven series 4-2, outscoring Chicago 18-15. |
| 1967 | SEMIFINALS | Toronto won best-of-seven series 4-2, outscoring Chicago 18-14. |
| 1986 | DIVISION SEMIFINALS | Toronto won best-of-five series 3-0, outscoring Chicago 18-9. |
| 1994 | WESTERN CONFERENCE QUARTERFINALS | Toronto won best-of-seven series 4-2, outscoring Chicago 15-10. |
| 1995 | WESTERN CONFERENCE QUARTERFINALS | Chicago won best-of-seven series 4-3, outscoring Toronto 22-20. |



VANCOUVER CANUCKS

| | | |
|------|----------------------------------|---|
| 1982 | CONFERENCE FINALS | Vancouver won best-of-seven series 4-1, outscoring Chicago 18-13. |
| 1995 | WESTERN CONFERENCE SEMIFINALS | Chicago won best-of-seven series 4-0, outscoring Vancouver 11-6. |
| 2009 | WESTERN CONFERENCE SEMIFINALS | Chicago won best-of-seven series 4-2, outscoring Vancouver 23-19. |
| 2010 | WESTERN CONFERENCE SEMIFINALS | Chicago won best-of-seven series 4-2, outscoring Vancouver 23-18. |
| 2011 | WESTERN CONFERENCE QUARTERFINALS | Vancouver won best-of-seven series 4-3, Chicago outscoring Vancouver 22-16. |



DEFUNCT CLUBS

| | | |
|------|---------------|--|
| 1934 | SEMIFINALS | Chicago defeated Montreal Maroons in two-game, total-goals series 6-2. |
| 1935 | QUARTERFINALS | Montreal Maroons defeated Chicago in two-game, total-goals series 1-0. |
| 1936 | QUARTERFINALS | NY Americans defeated Chicago in two-game, total-goals series 7-5. |
| 1938 | SEMIFINALS | Chicago defeated NY Americans in best-of-three series 2-1, each team scoring five goals. |



LEADERSHIP

PLAYERS

2016-17

OPPONENTS

TRADITION

RECORDS

PLAYOFFS

HISTORY

MINORS

NHL

MEDIA

YEAR-BY-YEAR RESULTS

LEADERSHIP

PLAYERS

2016-17

OPPONENTS

TRADITION

RECORDS

PLAYOFFS

HISTORY

MINORS

NHL

MEDIA

1927 QUARTERFINALS

Boston won total-goals series 10-5

| DATE | OPPONENT | SCORE | RESULT |
|-------|----------|-------|--------|
| 03/29 | BOSTON | 1-6 | L |
| 03/31 | @ Boston | 4-4 | T |

1930 QUARTERFINALS

Montreal won total-goals series 3-2

| DATE | OPPONENT | SCORE | RESULT |
|-------|------------|-------|--------|
| 03/23 | MONTREAL | 0-1 | L |
| 03/26 | @ Montreal | 2-2* | T |

1931 QUARTERFINALS

Chicago won total-goals series 4-3

| DATE | OPPONENT | SCORE | RESULT |
|-------|-----------|-------|--------|
| 03/24 | @ Toronto | 2-2 | T |
| 03/26 | TORONTO | 2-1* | W |

1931 SEMIFINALS

Chicago won total-goals series 3-0

| DATE | OPPONENT | SCORE | RESULT |
|-------|--------------|-------|--------|
| 03/29 | NY RANGERS | 2-0 | W |
| 03/31 | @ NY Rangers | 1-0 | W |

1931 STANLEY CUP FINAL

Montreal won best-of-five series 2-3

| DATE | OPPONENT | SCORE | RESULT |
|-------|------------|-------|--------|
| 04/03 | MONTREAL | 1-2 | L |
| 04/05 | MONTREAL | 2-1* | W |
| 04/09 | @ Montreal | 3-2* | W |
| 04/11 | @ Montreal | 2-4 | L |
| 04/14 | @ Montreal | 0-2 | L |

1932 QUARTERFINALS

Toronto won total-goals series 6-2

| DATE | OPPONENT | SCORE | RESULT |
|-------|-----------|-------|--------|
| 03/27 | TORONTO | 1-0 | W |
| 03/29 | @ Toronto | 1-6 | L |

1934 QUARTERFINALS

Chicago won total-goals series 4-3

| DATE | OPPONENT | SCORE | RESULT |
|-------|------------|-------|--------|
| 03/22 | @ Montreal | 3-2 | W |
| 03/25 | MONTREAL | 1-1* | T |

1934 SEMIFINALS

Chicago won total-goals series 6-2

| DATE | OPPONENT | SCORE | RESULT |
|-------|---------------|-------|--------|
| 03/28 | @ Mtl Maroons | 3-0 | W |
| 04/01 | MTL MAROONS | 3-2 | W |

1934 STANLEY CUP FINAL

Chicago won best-of-five series 3-1

| DATE | OPPONENT | SCORE | RESULT |
|-------|-----------|-------|--------|
| 04/03 | @ Detroit | 2-1* | W |
| 04/05 | @ Detroit | 4-1 | W |
| 04/08 | DETROIT | 2-5 | L |
| 04/10 | DETROIT | 1-0* | W |

1935 QUARTERFINALS

Maroons won total-goals series 1-0

| DATE | OPPONENT | SCORE | RESULT |
|-------|---------------|-------|--------|
| 03/23 | @ Mtl Maroons | 0-0 | T |
| 03/26 | MTL MAROONS | 0-1* | L |

1936 QUARTERFINALS

Americans won total-goals series 7-5

| DATE | OPPONENT | SCORE | RESULT |
|-------|----------------|-------|--------|
| 03/24 | @ NY Americans | 0-3 | L |
| 03/26 | NY AMERICANS | 5-4 | W |

1938 QUARTERFINALS

Chicago won best-of-three series 2-1

| DATE | OPPONENT | SCORE | RESULT |
|-------|------------|-------|--------|
| 03/22 | @ Montreal | 4-6 | L |
| 03/24 | MONTREAL | 4-0 | W |
| 03/26 | @ Montreal | 3-2* | W |

1938 SEMIFINALS

Chicago won best-of-three series 2-1

| DATE | OPPONENT | SCORE | RESULT |
|-------|----------------|-------|--------|
| 03/29 | @ NY Americans | 1-3 | L |
| 03/31 | NY AMERICANS | 1-0* | W |
| 04/03 | @ NY Americans | 3-2 | W |

1938 STANLEY CUP FINAL

Chicago won best-of-five series 3-1

| DATE | OPPONENT | SCORE | RESULT |
|-------|-----------|-------|--------|
| 04/05 | @ Toronto | 3-1 | W |
| 04/07 | @ Toronto | 1-5 | L |
| 04/10 | TORONTO | 2-1 | W |
| 04/12 | TORONTO | 4-1 | W |

1940 QUARTERFINALS

Toronto won best-of-three series 2-0

| DATE | OPPONENT | SCORE | RESULT |
|-------|-----------|-------|--------|
| 03/19 | @ Toronto | 2-3* | L |
| 03/21 | TORONTO | 1-2 | L |

1941 QUARTERFINALS

Chicago won best-of-three series 2-1

| DATE | OPPONENT | SCORE | RESULT |
|-------|------------|-------|--------|
| 03/20 | MONTREAL | 2-1 | W |
| 03/22 | @ Montreal | 3-4* | L |
| 03/25 | MONTREAL | 3-2 | W |

1941 SEMIFINALS

Detroit won best-of-three series 2-0

| DATE | OPPONENT | SCORE | RESULT |
|-------|-----------|-------|--------|
| 03/27 | @ Detroit | 1-3 | L |
| 03/30 | DETROIT | 1-2* | L |

1942 QUARTERFINALS

Boston won best-of-three series 2-1

| DATE | OPPONENT | SCORE | RESULT |
|-------|----------|-------|--------|
| 03/22 | BOSTON | 1-2* | L |
| 03/24 | @ Boston | 4-0 | W |
| 03/26 | @ Boston | 2-3 | L |

1944 SEMIFINALS

Chicago won best-of-seven series 4-1

| DATE | OPPONENT | SCORE | RESULT |
|-------|-----------|-------|--------|
| 03/21 | @ Detroit | 2-1 | W |
| 03/23 | @ Detroit | 1-4 | L |
| 03/26 | DETROIT | 2-0 | W |
| 03/28 | DETROIT | 7-1 | W |
| 03/30 | @ Detroit | 5-2 | W |

1944 STANLEY CUP FINAL

Montreal won best-of-seven series 4-0

| DATE | OPPONENT | SCORE | RESULT |
|-------|------------|-------|--------|
| 04/04 | @ Montreal | 1-5 | L |
| 04/06 | MONTREAL | 1-3 | L |
| 04/09 | MONTREAL | 2-3 | L |
| 04/13 | @ Montreal | 4-5* | L |

1946 SEMIFINALS

Montreal won best-of-seven series 4-0

| DATE | OPPONENT | SCORE | RESULT |
|-------|------------|-------|--------|
| 03/19 | @ Montreal | 2-6 | L |
| 03/21 | @ Montreal | 1-5 | L |
| 03/24 | MONTREAL | 2-8 | L |
| 03/26 | MONTREAL | 2-7 | L |

1953 SEMIFINALS

Montreal won best-of-seven series 4-3

| DATE | OPPONENT | SCORE | RESULT |
|-------|------------|-------|--------|
| 03/24 | @ Montreal | 1-3 | L |
| 03/26 | @ Montreal | 3-4 | L |
| 03/29 | MONTREAL | 2-1* | W |
| 03/31 | MONTREAL | 3-1 | W |
| 04/02 | @ Montreal | 4-2 | W |
| 04/04 | MONTREAL | 0-3 | L |
| 04/07 | @ Montreal | 1-4 | L |

1959 SEMIFINALS

Montreal won best-of-seven series 4-2

| DATE | OPPONENT | SCORE | RESULT |
|-------|------------|-------|--------|
| 03/24 | @ Montreal | 2-4 | L |
| 03/26 | @ Montreal | 1-5 | L |
| 03/28 | MONTREAL | 4-2 | W |
| 03/31 | MONTREAL | 3-1 | W |
| 04/02 | @ Montreal | 2-4 | L |
| 04/04 | MONTREAL | 4-5 | L |

* Indicates overtime game.

1960 SEMIFINALS

Montreal won best-of-seven series 4-0

| DATE | OPPONENT | SCORE | RESULT |
|-------|------------|-------|--------|
| 03/24 | @ Montreal | 3-4 | L |
| 03/26 | @ Montreal | 3-4* | L |
| 03/29 | MONTREAL | 0-4 | L |
| 03/31 | MONTREAL | 0-2 | L |

1961 SEMIFINALS

Chicago won best-of-seven series 4-2

| DATE | OPPONENT | SCORE | RESULT |
|-------|------------|-------|--------|
| 03/21 | @ Montreal | 2-6 | L |
| 03/23 | @ Montreal | 4-3 | W |
| 03/26 | MONTREAL | 2-1* | W |
| 03/28 | MONTREAL | 2-5 | L |
| 04/01 | @ Montreal | 3-0 | W |
| 04/04 | MONTREAL | 3-0 | W |

1961 STANLEY CUP FINAL

Chicago won best-of-seven series 4-2

| DATE | OPPONENT | SCORE | RESULT |
|-------|-----------|-------|--------|
| 04/06 | DETROIT | 3-2 | W |
| 04/08 | @ Detroit | 1-3 | L |
| 04/10 | DETROIT | 3-1 | W |
| 04/12 | @ Detroit | 1-2 | L |
| 04/14 | DETROIT | 6-3 | W |
| 04/16 | @ Detroit | 5-1 | W |



1962 SEMIFINALS

Chicago won best-of-seven series 4-2

| DATE | OPPONENT | SCORE | RESULT |
|-------|------------|-------|--------|
| 03/27 | @ Montreal | 1-2 | L |
| 03/29 | @ Montreal | 3-4 | L |
| 04/01 | MONTREAL | 4-1 | W |
| 04/03 | MONTREAL | 5-3 | W |
| 04/05 | @ Montreal | 4-3 | W |
| 04/08 | MONTREAL | 2-0 | W |

1962 STANLEY CUP FINAL

Toronto won best-of-seven series 4-2

| DATE | OPPONENT | SCORE | RESULT |
|-------|-----------|-------|--------|
| 04/10 | @ Toronto | 1-4 | L |
| 04/12 | @ Toronto | 2-3 | L |
| 04/15 | TORONTO | 3-0 | W |
| 04/17 | TORONTO | 4-1 | W |
| 04/19 | @ Toronto | 4-8 | L |
| 04/22 | TORONTO | 1-2 | L |

1963 SEMIFINALS

Detroit won best-of-seven series 4-2

| DATE | OPPONENT | SCORE | RESULT |
|-------|-----------|-------|--------|
| 03/26 | DETROIT | 5-4 | W |
| 03/28 | DETROIT | 5-2 | W |
| 03/31 | @ Detroit | 2-4 | L |
| 04/02 | @ Detroit | 1-4 | L |
| 04/04 | DETROIT | 2-4 | L |
| 04/07 | @ Detroit | 4-7 | L |

1964 SEMIFINALS

Detroit won best-of-seven series 4-3

| DATE | OPPONENT | SCORE | RESULT |
|-------|-----------|-------|--------|
| 03/26 | DETROIT | 4-1 | W |
| 03/29 | DETROIT | 4-5 | L |
| 03/31 | @ Detroit | 0-3 | L |
| 04/02 | @ Detroit | 3-2* | W |
| 04/05 | DETROIT | 3-2 | W |
| 04/07 | @ Detroit | 2-7 | L |
| 04/09 | DETROIT | 2-4 | L |

1965 SEMIFINALS

Chicago won best-of-seven series 4-3

| DATE | OPPONENT | SCORE | RESULT |
|-------|-----------|-------|--------|
| 04/01 | @ Detroit | 3-4 | L |
| 04/04 | @ Detroit | 3-6 | L |
| 04/06 | DETROIT | 5-2 | W |
| 04/08 | DETROIT | 2-1 | W |
| 04/11 | @ Detroit | 2-4 | L |
| 04/13 | DETROIT | 4-0 | W |
| 04/15 | @ Detroit | 4-2 | W |

1965 STANLEY CUP FINAL

Montreal won best-of-seven series 4-3

| DATE | OPPONENT | SCORE | RESULT |
|-------|------------|-------|--------|
| 04/17 | @ Montreal | 2-3 | L |
| 04/20 | @ Montreal | 0-2 | L |
| 04/22 | MONTREAL | 3-1 | W |
| 04/25 | MONTREAL | 5-1 | W |
| 04/27 | @ Montreal | 0-6 | L |
| 04/29 | MONTREAL | 2-1 | W |
| 05/01 | @ Montreal | 0-4 | L |

1966 SEMIFINALS

Detroit won best-of-seven series 4-2

| DATE | OPPONENT | SCORE | RESULT |
|-------|-----------|-------|--------|
| 04/07 | DETROIT | 2-1 | W |
| 04/10 | DETROIT | 0-7 | L |
| 04/12 | @ Detroit | 2-1 | W |
| 04/14 | @ Detroit | 1-5 | L |
| 04/17 | DETROIT | 3-5 | L |
| 04/19 | @ Detroit | 2-3 | L |

1967 SEMIFINALS

Toronto won best-of-seven series 4-2

| DATE | OPPONENT | SCORE | RESULT |
|-------|-----------|-------|--------|
| 04/06 | TORONTO | 5-2 | W |
| 04/09 | TORONTO | 1-3 | L |
| 04/11 | @ Toronto | 1-3 | L |
| 04/13 | @ Toronto | 4-3 | W |
| 04/15 | TORONTO | 2-4 | L |
| 04/18 | @ Toronto | 1-3 | L |

1968 QUARTERFINALS

Chicago won best-of-seven series 4-2

| DATE | OPPONENT | SCORE | RESULT |
|-------|--------------|-------|--------|
| 04/04 | @ NY Rangers | 1-3 | L |
| 04/09 | @ NY Rangers | 1-2 | L |
| 04/11 | NY RANGERS | 7-4 | W |
| 04/13 | NY RANGERS | 3-1 | W |
| 04/14 | @ NY Rangers | 2-1 | W |
| 04/16 | NY RANGERS | 4-1 | W |

1968 SEMIFINALS

Montreal won best-of-seven series 4-1

| DATE | OPPONENT | SCORE | RESULT |
|-------|------------|-------|--------|
| 04/18 | @ Montreal | 2-9 | L |
| 04/20 | @ Montreal | 1-4 | L |
| 04/23 | MONTREAL | 2-4 | L |
| 04/25 | MONTREAL | 2-1 | W |
| 04/28 | @ Montreal | 3-4* | L |

1970 QUARTERFINALS

Chicago won best-of-seven series 4-0

| DATE | OPPONENT | SCORE | RESULT |
|-------|-----------|-------|--------|
| 04/08 | DETROIT | 4-2 | W |
| 04/09 | DETROIT | 4-2 | W |
| 04/11 | @ Detroit | 4-2 | W |
| 04/12 | @ Detroit | 4-2 | W |

1970 SEMIFINALS

Boston won best-of-seven series 4-0

| DATE | OPPONENT | SCORE | RESULT |
|-------|----------|-------|--------|
| 04/19 | BOSTON | 3-6 | L |
| 04/21 | BOSTON | 1-4 | L |
| 04/23 | @ Boston | 2-5 | L |
| 04/26 | @ Boston | 4-5 | L |

1971 QUARTERFINALS

Chicago won best-of-seven series 4-0

| DATE | OPPONENT | SCORE | RESULT |
|-------|----------------|-------|--------|
| 04/07 | PHILADELPHIA | 5-2 | W |
| 04/08 | PHILADELPHIA | 6-2 | W |
| 04/10 | @ Philadelphia | 3-2 | W |
| 04/11 | @ Philadelphia | 6-2 | W |

1971 SEMIFINALS

Chicago won best-of-seven series 4-3

| DATE | OPPONENT | SCORE | RESULT |
|-------|--------------|-------|--------|
| 04/18 | NY RANGERS | 1-2* | L |
| 04/20 | NY RANGERS | 3-0 | W |
| 04/22 | @ NY Rangers | 1-4 | L |
| 04/25 | @ NY Rangers | 7-1 | W |
| 04/27 | NY RANGERS | 3-2* | W |
| 04/29 | @ NY Rangers | 2-3* | L |
| 05/02 | NY RANGERS | 4-2 | W |

1971 STANLEY CUP FINAL

Montreal won best-of-seven series 4-3

| DATE | OPPONENT | SCORE | RESULT |
|-------|------------|-------|--------|
| 05/04 | MONTREAL | 2-1* | W |
| 05/06 | MONTREAL | 5-3 | W |
| 05/09 | @ Montreal | 2-4 | L |
| 05/11 | @ Montreal | 2-5 | L |
| 05/13 | MONTREAL | 2-0 | W |
| 05/16 | @ Montreal | 3-4 | L |
| 05/18 | MONTREAL | 2-3 | L |

* Indicates overtime game.

YEAR-BY-YEAR RESULTS

LEADERSHIP

PLAYERS

2016-17

OPPONENTS

TRADITION

RECORDS

PLAYOFFS

HISTORY

MINORS

NHL

MEDIA

1972 QUARTERFINALS

Chicago won best-of-seven series 4-0

| DATE | OPPONENT | SCORE | RESULT |
|-------|--------------|-------|--------|
| 04/05 | PITTSBURGH | 3-1 | W |
| 04/06 | PITTSBURGH | 3-2 | W |
| 04/08 | @ Pittsburgh | 2-0 | W |
| 04/09 | @ Pittsburgh | 6-5* | W |

1972 SEMIFINALS

NY Rangers won best-of-seven series 4-0

| DATE | OPPONENT | SCORE | RESULT |
|-------|--------------|-------|--------|
| 04/16 | NY RANGERS | 2-3 | L |
| 04/18 | NY RANGERS | 3-5 | L |
| 04/20 | @ NY Rangers | 2-3 | L |
| 04/23 | @ NY Rangers | 2-6 | L |

1973 QUARTERFINALS

Chicago won best-of-seven series 4-1

| DATE | OPPONENT | SCORE | RESULT |
|-------|-------------|-------|--------|
| 04/04 | ST. LOUIS | 7-1 | W |
| 04/05 | ST. LOUIS | 1-0 | W |
| 04/07 | @ St. Louis | 5-2 | W |
| 04/08 | @ St. Louis | 3-5 | L |
| 04/10 | ST. LOUIS | 6-1 | W |

1973 SEMIFINALS

Chicago won best-of-seven series 4-1

| DATE | OPPONENT | SCORE | RESULT |
|-------|--------------|-------|--------|
| 04/12 | NY RANGERS | 1-4 | L |
| 04/15 | NY RANGERS | 5-4 | W |
| 04/17 | @ NY Rangers | 2-1 | W |
| 04/19 | @ NY Rangers | 3-1 | W |
| 04/24 | NY RANGERS | 4-1 | W |

1973 STANLEY CUP FINAL

Montreal won best-of-seven series 4-2

| DATE | OPPONENT | SCORE | RESULT |
|-------|------------|-------|--------|
| 04/29 | @ Montreal | 3-8 | L |
| 05/01 | @ Montreal | 1-4 | L |
| 05/03 | MONTREAL | 7-4 | W |
| 05/06 | MONTREAL | 0-4 | L |
| 05/08 | @ Montreal | 8-7 | W |
| 05/10 | MONTREAL | 4-6 | L |

1974 QUARTERFINALS

Chicago won best-of-seven series 4-1

| DATE | OPPONENT | SCORE | RESULT |
|-------|---------------|-------|--------|
| 04/10 | LOS ANGELES | 3-1 | W |
| 04/11 | LOS ANGELES | 4-1 | W |
| 04/13 | @ Los Angeles | 1-0 | W |
| 04/14 | @ Los Angeles | 1-5 | L |
| 04/16 | LOS ANGELES | 1-0 | W |

1974 SEMIFINALS

Boston won best-of-seven series 4-2

| DATE | OPPONENT | SCORE | RESULT |
|-------|----------|-------|--------|
| 04/18 | @ Boston | 4-2 | W |
| 04/21 | @ Boston | 6-8 | L |
| 04/23 | BOSTON | 4-3* | W |
| 04/25 | BOSTON | 2-5 | L |
| 04/28 | @ Boston | 2-6 | L |
| 04/30 | BOSTON | 2-4 | L |

1975 PRELIMINARY ROUND

Chicago won best-of-three series 2-1

| DATE | OPPONENT | SCORE | RESULT |
|-------|----------|-------|--------|
| 04/08 | @ Boston | 2-8 | L |
| 04/10 | BOSTON | 4-3* | W |
| 04/11 | @ Boston | 6-4 | W |

1975 QUARTERFINALS

Buffalo won best-of-seven series 4-1

| DATE | OPPONENT | SCORE | RESULT |
|-------|-----------|-------|--------|
| 04/13 | @ Buffalo | 1-4 | L |
| 04/15 | @ Buffalo | 1-3 | L |
| 04/17 | BUFFALO | 5-4* | W |
| 04/20 | BUFFALO | 2-6 | L |
| 04/22 | @ Buffalo | 1-3 | L |

1976 QUARTERFINALS

Montreal won best-of-seven series 4-0

| DATE | OPPONENT | SCORE | RESULT |
|-------|------------|-------|--------|
| 04/11 | @ Montreal | 0-4 | L |
| 04/13 | @ Montreal | 1-3 | L |
| 04/15 | MONTREAL | 1-2 | L |
| 04/18 | MONTREAL | 1-4 | L |

1977 PRELIMINARY ROUND

NY Islanders won best-of-three series 2-0

| DATE | OPPONENT | SCORE | RESULT |
|-------|----------------|-------|--------|
| 04/05 | @ NY Islanders | 2-5 | L |
| 04/07 | @ NY Islanders | 1-2 | L |

1978 QUARTERFINALS

Boston won best-of-seven series 4-0

| DATE | OPPONENT | SCORE | RESULT |
|-------|----------|-------|--------|
| 04/17 | @ Boston | 1-6 | L |
| 04/19 | @ Boston | 3-4* | L |
| 04/21 | BOSTON | 3-4* | L |
| 04/23 | BOSTON | 2-5 | L |

1979 QUARTERFINALS

NY Islanders won best-of-seven series 4-0

| DATE | OPPONENT | SCORE | RESULT |
|-------|----------------|-------|--------|
| 04/16 | @ NY Islanders | 2-6 | L |
| 04/18 | @ NY Islanders | 0-1* | L |
| 04/20 | NY ISLANDERS | 0-4 | L |
| 04/22 | NY ISLANDERS | 1-3 | L |

1980 PRELIMINARY ROUND

Chicago won best-of-five series 3-0

| DATE | OPPONENT | SCORE | RESULT |
|-------|-------------|-------|--------|
| 04/08 | ST. LOUIS | 3-2* | W |
| 04/09 | ST. LOUIS | 5-1 | W |
| 04/11 | @ St. Louis | 4-1 | W |

1980 QUARTERFINALS

Buffalo won best-of-seven series 4-0

| DATE | OPPONENT | SCORE | RESULT |
|-------|-----------|-------|--------|
| 04/16 | @ Buffalo | 0-5 | L |
| 04/17 | @ Buffalo | 4-6 | L |
| 04/19 | BUFFALO | 1-2 | L |
| 04/20 | BUFFALO | 2-3 | L |

1981 PRELIMINARY ROUND

Calgary won best-of-five series 3-0

| DATE | OPPONENT | SCORE | RESULT |
|-------|-----------|-------|--------|
| 04/08 | @ Calgary | 3-4 | L |
| 04/09 | @ Calgary | 2-6 | L |
| 04/11 | CALGARY | 4-5* | L |

1982 DIVISION SEMIFINALS

Chicago won best-of-five series 3-1

| DATE | OPPONENT | SCORE | RESULT |
|-------|-------------|-------|--------|
| 04/07 | @ Minnesota | 3-2* | W |
| 04/08 | @ Minnesota | 5-3 | W |
| 04/10 | MINNESOTA | 1-7 | L |
| 04/11 | MINNESOTA | 5-2 | W |

1982 DIVISION FINALS

Chicago won best-of-seven series 4-2

| DATE | OPPONENT | SCORE | RESULT |
|-------|-------------|-------|--------|
| 04/15 | @ St. Louis | 5-4 | W |
| 04/16 | @ St. Louis | 1-3 | L |
| 04/18 | ST. LOUIS | 6-5 | W |
| 04/19 | ST. LOUIS | 7-4 | W |
| 04/21 | @ St. Louis | 2-3* | L |
| 04/23 | ST. LOUIS | 2-0 | W |

1982 CONFERENCE FINALS

Vancouver won best-of-seven series 4-1

| DATE | OPPONENT | SCORE | RESULT |
|-------|-------------|-------|--------|
| 04/27 | VANCOUVER | 1-2* | L |
| 04/29 | VANCOUVER | 4-1 | W |
| 05/01 | @ Vancouver | 3-4 | L |
| 05/04 | @ Vancouver | 3-5 | L |
| 05/06 | VANCOUVER | 2-6 | L |

1983 DIVISION SEMIFINALS

Chicago won best-of-five series 3-1

| GAME | OPPONENT | SCORE | RESULT |
|-------|-------------|-------|--------|
| 04/06 | ST. LOUIS | 2-4 | L |
| 04/07 | ST. LOUIS | 7-2 | W |
| 04/09 | @ St. Louis | 2-1 | W |
| 04/10 | @ St. Louis | 5-3 | W |

* Indicates overtime game.

1983 DIVISION FINALS

Chicago won best-of-seven series 4-1

| DATE | OPPONENT | SCORE | RESULT |
|-------|-------------|-------|--------|
| 04/14 | MINNESOTA | 5-2 | W |
| 04/15 | MINNESOTA | 7-4 | W |
| 04/17 | @ Minnesota | 1-5 | L |
| 04/18 | @ Minnesota | 4-3* | W |
| 04/20 | MINNESOTA | 5-2 | W |

1983 CONFERENCE FINALS

Edmonton won best-of-seven series 4-0

| DATE | OPPONENT | SCORE | RESULT |
|-------|------------|-------|--------|
| 04/24 | @ Edmonton | 4-8 | L |
| 04/26 | @ Edmonton | 2-8 | L |
| 05/01 | EDMONTON | 2-3 | L |
| 05/03 | EDMONTON | 3-6 | L |

1984 DIVISION SEMIFINALS

Minnesota won best-of-five series 3-2

| DATE | OPPONENT | SCORE | RESULT |
|-------|-------------|-------|--------|
| 04/04 | @ Minnesota | 3-1 | W |
| 04/05 | @ Minnesota | 5-6 | L |
| 04/07 | MINNESOTA | 1-4 | L |
| 04/08 | MINNESOTA | 4-3 | W |
| 04/10 | @ Minnesota | 1-4 | L |

1985 DIVISION SEMIFINALS

Chicago won best-of-five series 3-0

| DATE | OPPONENT | SCORE | RESULT |
|-------|-----------|-------|--------|
| 04/10 | DETROIT | 9-5 | W |
| 04/11 | DETROIT | 6-1 | W |
| 04/13 | @ Detroit | 8-2 | W |

1985 DIVISION FINALS

Chicago won best-of-seven series 4-2

| DATE | OPPONENT | SCORE | RESULT |
|-------|-------------|-------|--------|
| 04/18 | MINNESOTA | 5-8 | L |
| 04/21 | MINNESOTA | 6-2 | W |
| 04/23 | @ Minnesota | 5-3 | W |
| 04/25 | @ Minnesota | 7-6* | W |
| 04/28 | MINNESOTA | 4-5* | L |
| 04/30 | @ Minnesota | 6-5* | W |

1985 CONFERENCE FINALS

Edmonton won best-of-seven series 4-2

| DATE | OPPONENT | SCORE | RESULT |
|-------|------------|-------|--------|
| 05/04 | @ Edmonton | 2-11 | L |
| 05/07 | @ Edmonton | 3-7 | L |
| 05/09 | EDMONTON | 5-2 | W |
| 05/12 | EDMONTON | 8-6 | W |
| 05/14 | @ Edmonton | 5-10 | L |
| 05/16 | EDMONTON | 2-8 | L |

1986 DIVISION SEMIFINALS

Toronto won best-of-five series 3-0

| DATE | OPPONENT | SCORE | RESULT |
|-------|-----------|-------|--------|
| 04/09 | TORONTO | 3-5 | L |
| 04/10 | TORONTO | 4-6 | L |
| 04/12 | @ Toronto | 2-7 | L |

1987 DIVISION SEMIFINALS

Detroit won best-of-seven series 4-0

| DATE | OPPONENT | SCORE | RESULT |
|-------|-----------|-------|--------|
| 04/08 | @ Detroit | 1-3 | L |
| 04/09 | @ Detroit | 1-5 | L |
| 04/11 | DETROIT | 3-4* | L |
| 04/12 | DETROIT | 1-3 | L |

1988 DIVISION SEMIFINALS

St. Louis won best-of-seven series 4-1

| DATE | OPPONENT | SCORE | RESULT |
|-------|-------------|-------|--------|
| 04/06 | @ St. Louis | 1-4 | L |
| 04/07 | @ St. Louis | 2-3 | L |
| 04/09 | ST. LOUIS | 6-3 | W |
| 04/10 | ST. LOUIS | 5-6 | L |
| 04/12 | @ St. Louis | 3-5 | L |

1989 DIVISION SEMIFINALS

Chicago won best-of-seven series 4-2

| DATE | OPPONENT | SCORE | RESULT |
|-------|-----------|-------|--------|
| 04/05 | @ Detroit | 2-3 | L |
| 04/06 | @ Detroit | 5-4* | W |
| 04/08 | DETROIT | 4-2 | W |
| 04/09 | DETROIT | 3-2 | W |
| 04/11 | @ Detroit | 4-6 | L |
| 04/13 | DETROIT | 7-1 | W |

1989 DIVISION FINALS

Chicago won best-of-seven series 4-1

| DATE | OPPONENT | SCORE | RESULT |
|-------|-------------|-------|--------|
| 04/18 | @ St. Louis | 3-1 | W |
| 04/20 | @ St. Louis | 4-5* | L |
| 04/22 | ST. LOUIS | 5-2 | W |
| 04/24 | ST. LOUIS | 3-2 | W |
| 04/26 | @ St. Louis | 4-2 | W |

1989 CONFERENCE FINALS

Calgary won best-of-seven series 4-1

| DATE | OPPONENT | SCORE | RESULT |
|-------|-----------|-------|--------|
| 05/02 | @ Calgary | 0-3 | L |
| 05/04 | @ Calgary | 4-2 | W |
| 05/06 | CALGARY | 2-5 | L |
| 05/08 | CALGARY | 1-2* | L |
| 05/10 | @ Calgary | 1-3 | L |

1990 DIVISION SEMIFINALS

Chicago won best-of-seven series 4-3

| DATE | OPPONENT | SCORE | RESULT |
|-------|-------------|-------|--------|
| 04/04 | MINNESOTA | 1-2 | L |
| 04/06 | MINNESOTA | 5-3 | W |
| 04/08 | @ Minnesota | 2-1 | W |
| 04/10 | @ Minnesota | 0-4 | L |
| 04/12 | MINNESOTA | 5-1 | W |
| 04/14 | @ Minnesota | 3-5 | L |
| 04/16 | MINNESOTA | 5-2 | W |

1990 DIVISION FINALS

Chicago won best-of-seven series 4-3

| DATE | OPPONENT | SCORE | RESULT |
|-------|-------------|-------|--------|
| 04/18 | ST. LOUIS | 3-4 | L |
| 04/20 | ST. LOUIS | 5-3 | W |
| 04/22 | @ St. Louis | 4-5 | L |
| 04/24 | @ St. Louis | 3-2 | W |
| 04/26 | ST. LOUIS | 3-2 | W |
| 04/28 | @ St. Louis | 2-4 | L |
| 04/30 | ST. LOUIS | 8-2 | W |

1990 CONFERENCE FINALS

Edmonton won best-of-seven series 4-2

| DATE | OPPONENT | SCORE | RESULT |
|-------|------------|-------|--------|
| 05/02 | @ Edmonton | 2-5 | L |
| 05/04 | @ Edmonton | 4-3 | W |
| 05/06 | EDMONTON | 5-1 | W |
| 05/08 | EDMONTON | 2-4 | L |
| 05/10 | @ Edmonton | 3-4 | L |
| 05/12 | EDMONTON | 4-8 | L |

1991 DIVISION SEMIFINALS

Minnesota won best-of-seven series 4-2

| DATE | OPPONENT | SCORE | RESULT |
|-------|-------------|-------|--------|
| 04/04 | MINNESOTA | 3-4* | L |
| 04/06 | MINNESOTA | 5-2 | W |
| 04/08 | @ Minnesota | 6-5 | W |
| 04/10 | @ Minnesota | 1-3 | L |
| 04/12 | MINNESOTA | 0-6 | L |
| 04/14 | @ Minnesota | 1-3 | L |

1992 DIVISION SEMIFINALS

Chicago won best-of-seven series 4-2

| DATE | OPPONENT | SCORE | RESULT |
|-------|-------------|-------|--------|
| 04/18 | ST. LOUIS | 3-1 | W |
| 04/20 | ST. LOUIS | 3-5 | L |
| 04/22 | @ St. Louis | 4-5* | L |
| 04/24 | @ St. Louis | 5-3 | W |
| 04/26 | ST. LOUIS | 6-4 | W |
| 04/28 | @ St. Louis | 2-1 | W |

* Indicates overtime game.

YEAR-BY-YEAR RESULTS

1992 DIVISION FINALS

Chicago won best-of-seven series 4-0

| DATE | OPPONENT | SCORE | RESULT |
|-------|-----------|-------|--------|
| 05/02 | @ Detroit | 2-1 | W |
| 05/04 | @ Detroit | 3-1 | W |
| 05/06 | DETROIT | 5-4 | W |
| 05/08 | DETROIT | 1-0 | W |

1992 CONFERENCE FINALS

Chicago won best-of-seven series 4-0

| DATE | OPPONENT | SCORE | RESULT |
|-------|------------|-------|--------|
| 05/16 | EDMONTON | 8-2 | W |
| 05/18 | EDMONTON | 4-2 | W |
| 05/20 | @ Edmonton | 4-3* | W |
| 05/22 | @ Edmonton | 5-1 | W |

1992 STANLEY CUP FINAL

Pittsburgh won best-of-seven series 4-0

| DATE | OPPONENT | SCORE | RESULT |
|-------|--------------|-------|--------|
| 05/26 | @ Pittsburgh | 4-5 | L |
| 05/28 | @ Pittsburgh | 1-3 | L |
| 05/30 | PITTSBURGH | 0-1 | L |
| 06/01 | PITTSBURGH | 5-6 | L |

1993 DIVISION SEMIFINALS

St. Louis won best-of-seven series 4-0

| DATE | OPPONENT | SCORE | RESULT |
|-------|-------------|-------|--------|
| 04/18 | ST. LOUIS | 3-4 | L |
| 04/21 | ST. LOUIS | 0-2 | L |
| 04/23 | @ St. Louis | 0-3 | L |
| 04/25 | @ St. Louis | 3-4* | L |

1994 CONFERENCE QUARTERFINALS

Toronto won best-of-seven series 4-2

| DATE | OPPONENT | SCORE | RESULT |
|-------|-----------|-------|--------|
| 04/18 | @ Toronto | 1-5 | L |
| 04/20 | @ Toronto | 0-1* | L |
| 04/23 | TORONTO | 5-4 | W |
| 04/24 | TORONTO | 4-3* | W |
| 04/26 | @ Toronto | 0-1 | L |
| 04/28 | TORONTO | 0-1 | L |

1995 CONFERENCE QUARTERFINALS

Chicago won best-of-seven series 4-3

| DATE | OPPONENT | SCORE | Result |
|-------|-----------|-------|--------|
| 05/07 | TORONTO | 3-5 | L |
| 05/09 | TORONTO | 0-3 | L |
| 05/11 | @ Toronto | 3-2 | W |
| 05/13 | @ Toronto | 3-1 | W |
| 05/15 | TORONTO | 4-2 | W |
| 05/17 | @ Toronto | 4-5* | L |
| 05/19 | TORONTO | 5-2 | W |

1995 CONFERENCE SEMIFINALS

Chicago won best-of-seven series 4-0

| DATE | OPPONENT | SCORE | RESULT |
|-------|-------------|-------|--------|
| 05/21 | VANCOUVER | 2-1* | W |
| 05/23 | VANCOUVER | 2-0 | W |
| 05/25 | @ Vancouver | 3-2* | W |
| 05/27 | @ Vancouver | 4-3* | W |

1995 CONFERENCE FINALS

Detroit won best-of-seven series 4-1

| DATE | OPPONENT | SCORE | RESULT |
|-------|-----------|-------|--------|
| 06/01 | @ Detroit | 1-2* | L |
| 06/04 | @ Detroit | 2-3 | L |
| 06/06 | DETROIT | 3-4* | L |
| 06/08 | DETROIT | 5-2 | W |
| 06/11 | @ Detroit | 1-2* | L |

1996 CONFERENCE QUARTERFINALS

Chicago won best-of-seven series 4-0

| DATE | OPPONENT | SCORE | RESULT |
|-------|-----------|-------|--------|
| 04/17 | CALGARY | 4-1 | W |
| 04/19 | CALGARY | 3-0 | W |
| 04/21 | @ Calgary | 7-5 | W |
| 04/23 | @ Calgary | 2-1* | W |

1996 CONFERENCE SEMIFINALS

Colorado won best-of-seven series 4-2

| DATE | OPPONENT | SCORE | RESULT |
|-------|------------|-------|--------|
| 05/02 | @ Colorado | 3-2* | W |
| 05/04 | @ Colorado | 1-5 | L |
| 05/06 | COLORADO | 4-3* | W |
| 05/08 | COLORADO | 2-3* | L |
| 05/11 | @ Colorado | 1-4 | L |
| 05/13 | COLORADO | 3-4* | L |

1997 CONFERENCE QUARTERFINALS

Colorado won best-of-seven series 4-2

| DATE | OPPONENT | SCORE | RESULT |
|-------|------------|-------|--------|
| 04/16 | @ Colorado | 0-6 | L |
| 04/18 | @ Colorado | 1-3 | L |
| 04/20 | COLORADO | 4-3* | W |
| 04/22 | COLORADO | 6-3 | W |
| 04/24 | @ Colorado | 0-7 | L |
| 04/26 | COLORADO | 3-6 | L |

2002 CONFERENCE QUARTERFINALS

St. Louis won best-of-seven series 4-1

| DATE | OPPONENT | SCORE | RESULT |
|-------|-------------|-------|--------|
| 04/18 | @ St. Louis | 2-1 | W |
| 04/20 | @ St. Louis | 0-2 | L |
| 04/21 | ST. LOUIS | 0-4 | L |
| 04/23 | ST. LOUIS | 0-1 | L |
| 04/25 | @ St. Louis | 3-5 | L |

2009 CONFERENCE QUARTERFINALS

Chicago won best-of-seven series 4-2

| DATE | OPPONENT | SCORE | RESULT |
|-------|-----------|-------|--------|
| 04/16 | CALGARY | 3-2* | W |
| 04/18 | CALGARY | 3-2 | W |
| 04/20 | @ Calgary | 2-4 | L |
| 04/22 | @ Calgary | 4-6 | L |
| 04/25 | CALGARY | 5-1 | W |
| 04/27 | @ Calgary | 4-1 | W |

2009 CONFERENCE SEMIFINALS

Chicago won best-of-seven series 4-2

| DATE | OPPONENT | SCORE | RESULT |
|-------|-------------|-------|--------|
| 04/30 | @ Vancouver | 3-5 | L |
| 05/02 | @ Vancouver | 6-3 | W |
| 05/05 | VANCOUVER | 1-3 | L |
| 05/07 | VANCOUVER | 2-1* | W |
| 05/09 | @ Vancouver | 4-2 | W |
| 05/11 | VANCOUVER | 7-5 | W |

2009 CONFERENCE FINALS

Detroit won best-of-seven series 4-1

| DATE | OPPONENT | SCORE | RESULT |
|-------|-----------|-------|--------|
| 05/17 | @ Detroit | 2-5 | L |
| 05/19 | @ Detroit | 2-3* | L |
| 05/22 | DETROIT | 4-3* | W |
| 05/24 | DETROIT | 1-6 | L |
| 05/27 | @ Detroit | 1-2* | L |

2010 CONFERENCE QUARTERFINALS

Chicago won best-of-seven series 4-2

| DATE | OPPONENT | SCORE | RESULT |
|-------|-------------|-------|--------|
| 04/16 | NASHVILLE | 1-4 | L |
| 04/18 | NASHVILLE | 2-0 | W |
| 04/20 | @ Nashville | 1-4 | L |
| 04/22 | @ Nashville | 3-0 | W |
| 04/24 | NASHVILLE | 5-4* | W |
| 04/26 | @ Nashville | 5-3 | W |

2010 CONFERENCE SEMIFINALS

Chicago won best-of-seven series 4-2

| DATE | OPPONENT | SCORE | RESULT |
|-------|-------------|-------|--------|
| 05/01 | VANCOUVER | 1-5 | L |
| 05/03 | VANCOUVER | 4-2 | W |
| 05/05 | @ Vancouver | 5-2 | W |
| 05/07 | @ Vancouver | 7-4 | W |
| 05/09 | VANCOUVER | 1-4 | L |
| 05/11 | @ Vancouver | 5-1 | W |

2010 CONFERENCE FINALS

Chicago won best-of-seven series 4-0

| DATE | OPPONENT | SCORE | RESULT |
|-------|------------|-------|--------|
| 05/16 | @ San Jose | 2-1 | W |
| 05/18 | @ San Jose | 4-2 | W |
| 05/21 | SAN JOSE | 3-2* | W |
| 05/23 | SAN JOSE | 4-2 | W |

* Indicates overtime game.

2010 STANLEY CUP FINAL

Chicago won best-of-seven series 4-2

| DATE | OPPONENT | SCORE | RESULT |
|-------|----------------|-------|--------|
| 05/29 | PHILADELPHIA | 6-5 | W |
| 05/31 | PHILADELPHIA | 2-1 | W |
| 06/02 | @ Philadelphia | 3-4* | L |
| 06/04 | @ Philadelphia | 3-5 | L |
| 06/06 | PHILADELPHIA | 7-4 | W |
| 06/09 | @ Philadelphia | 4-3* | W |

2013 STANLEY CUP FINAL

Chicago won best-of-seven series 4-2

| DATE | OPPONENT | SCORE | RESULT |
|-------|----------|-------|--------|
| 06/12 | BOSTON | 4-3* | W |
| 06/15 | BOSTON | 1-2* | L |
| 06/17 | @ Boston | 0-2 | L |
| 06/19 | @ Boston | 6-5* | W |
| 06/22 | BOSTON | 3-1 | W |
| 06/24 | @ Boston | 3-2 | W |

2015 CONFERENCE FINALS

Chicago won best-of-seven series 4-3

| DATE | OPPONENT | SCORE | RESULT |
|-------|-----------|-------|--------|
| 05/17 | @ Anaheim | 1-4 | L |
| 05/19 | @ Anaheim | 3-2* | W |
| 05/21 | ANAHEIM | 1-2 | L |
| 05/23 | ANAHEIM | 5-4* | W |
| 05/25 | @ Anaheim | 4-5* | L |
| 05/27 | ANAHEIM | 5-2 | W |
| 06/30 | @ Anaheim | 5-3 | W |

2011 CONFERENCE QUARTERFINALS

Vancouver won best-of-seven series 4-3

| DATE | OPPONENT | SCORE | RESULT |
|-------|-------------|-------|--------|
| 04/13 | @ Vancouver | 0-2 | L |
| 04/15 | @ Vancouver | 3-4 | L |
| 04/17 | VANCOUVER | 2-3 | L |
| 04/19 | VANCOUVER | 7-2 | W |
| 04/21 | @ Vancouver | 5-0 | W |
| 04/24 | VANCOUVER | 4-3* | W |
| 04/26 | @ Vancouver | 1-2* | L |

2014 FIRST ROUND

Chicago won best-of-seven series 4-2

| DATE | OPPONENT | SCORE | RESULT |
|-------|-------------|-------|--------|
| 04/17 | @ St. Louis | 3-4* | L |
| 04/19 | @ St. Louis | 3-4* | L |
| 04/21 | ST. LOUIS | 2-0 | W |
| 04/23 | ST. LOUIS | 4-3* | W |
| 04/25 | @ St. Louis | 3-2* | W |
| 04/27 | ST. LOUIS | 5-1 | W |

2015 STANLEY CUP FINAL

Chicago won best-of-seven series 4-2

| DATE | OPPONENT | SCORE | RESULT |
|-------|-------------|-------|--------|
| 06/03 | @ Tampa Bay | 2-1 | W |
| 06/06 | @ Tampa Bay | 3-4 | L |
| 06/08 | TAMPA BAY | 2-3 | L |
| 06/10 | TAMPA BAY | 2-1 | W |
| 06/13 | @ Tampa Bay | 2-1 | W |
| 06/15 | TAMPA BAY | 2-0 | W |

2012 CONFERENCE QUARTERFINALS

Arizona won best-of-seven series 4-2

| DATE | OPPONENT | SCORE | RESULT |
|-------|-----------|-------|--------|
| 04/12 | @ Arizona | 2-3* | L |
| 04/14 | @ Arizona | 4-3* | W |
| 04/17 | ARIZONA | 2-3* | L |
| 04/19 | ARIZONA | 2-3* | L |
| 04/21 | @ Arizona | 2-1* | W |
| 04/23 | ARIZONA | 0-4 | L |

2014 SECOND ROUND

Chicago won best-of-seven series 4-2

| DATE | OPPONENT | SCORE | RESULT |
|-------|-------------|-------|--------|
| 05/02 | MINNESOTA | 5-2 | W |
| 05/04 | MINNESOTA | 4-1 | W |
| 05/06 | @ Minnesota | 0-4 | L |
| 05/09 | @ Minnesota | 2-4 | L |
| 05/11 | MINNESOTA | 2-1 | W |
| 05/13 | @ Minnesota | 2-1* | W |

2016 FIRST ROUND

St. Louis won best-of-seven series 4-3

| DATE | OPPONENT | SCORE | RESULT |
|-------|-------------|-------|--------|
| 04/13 | @ St. Louis | 0-1* | L |
| 04/15 | @ St. Louis | 3-2 | W |
| 04/17 | ST. LOUIS | 2-3 | L |
| 04/19 | ST. LOUIS | 3-4 | L |
| 04/21 | @ St. Louis | 4-3* | W |
| 04/23 | ST. LOUIS | 6-3 | W |
| 04/25 | @ St. Louis | 2-3 | L |

2013 CONFERENCE QUARTERFINALS

Chicago won best-of-seven series 4-1

| DATE | OPPONENT | SCORE | RESULT |
|-------|-------------|-------|--------|
| 04/30 | MINNESOTA | 2-1* | W |
| 05/03 | MINNESOTA | 5-2 | W |
| 05/05 | @ Minnesota | 2-3* | L |
| 05/07 | @ Minnesota | 3-0 | W |
| 05/09 | MINNESOTA | 5-1 | W |

2014 CONFERENCE FINALS

Los Angeles won best-of-seven series 4-3

| DATE | OPPONENT | SCORE | RESULT |
|-------|---------------|-------|--------|
| 05/18 | LOS ANGELES | 3-1 | W |
| 05/21 | LOS ANGELES | 2-6 | L |
| 05/24 | @ Los Angeles | 3-4 | L |
| 05/26 | @ Los Angeles | 2-5 | L |
| 05/28 | LOS ANGELES | 5-4* | W |
| 05/30 | @ Los Angeles | 4-3 | W |
| 06/01 | LOS ANGELES | 4-5* | L |

2017 FIRST ROUND

Nashville won best-of-seven series 4-0

| DATE | OPPONENT | SCORE | RESULT |
|-------|-------------|-------|--------|
| 04/13 | NASHVILLE | 0-1 | L |
| 04/15 | NASHVILLE | 0-5 | L |
| 04/17 | @ Nashville | 2-3* | L |
| 04/20 | @ Nashville | 1-4 | L |

2013 CONFERENCE SEMIFINALS

Chicago won best-of-seven series 4-3

| DATE | OPPONENT | SCORE | RESULT |
|-------|-----------|-------|--------|
| 05/15 | DETROIT | 4-1 | W |
| 05/18 | DETROIT | 1-4 | L |
| 05/20 | @ Detroit | 1-3 | L |
| 05/23 | @ Detroit | 0-2 | L |
| 05/25 | DETROIT | 4-1 | W |
| 05/27 | @ Detroit | 4-3 | W |
| 05/29 | DETROIT | 2-1* | W |

2015 FIRST ROUND

Chicago won best-of-seven series 4-2

| DATE | OPPONENT | SCORE | RESULT |
|-------|-------------|-------|--------|
| 04/15 | @ Nashville | 4-3* | W |
| 04/17 | @ Nashville | 2-6 | L |
| 04/19 | NASHVILLE | 4-2 | W |
| 04/21 | NASHVILLE | 3-2* | W |
| 04/23 | @ Nashville | 2-5 | L |
| 04/25 | NASHVILLE | 4-3 | W |

2013 CONFERENCE FINALS

Chicago won best-of-seven series 4-1

| DATE | OPPONENT | SCORE | RESULT |
|-------|---------------|-------|--------|
| 06/01 | LOS ANGELES | 2-1 | W |
| 06/02 | LOS ANGELES | 4-2 | W |
| 06/04 | @ Los Angeles | 1-3 | L |
| 06/06 | @ Los Angeles | 3-2 | W |
| 06/08 | LOS ANGELES | 4-3* | W |

2015 SECOND ROUND

Chicago won best-of-seven series 4-0

| DATE | OPPONENT | SCORE | RESULT |
|-------|-------------|-------|--------|
| 05/01 | MINNESOTA | 4-3 | W |
| 05/03 | MINNESOTA | 4-1 | W |
| 05/05 | @ Minnesota | 1-0 | W |
| 05/07 | @ Minnesota | 4-3 | W |

* Indicates overtime game.

CAREER PLAYOFF LEADERS


GAMES PLAYED

| RANK | NAME | PLAYOFF GAMES |
|------|-----------------------|---------------|
| 1 | STAN MIKITA | 155 |
| 2 | DENIS SAVARD | 131 |
| 3 | JONATHAN TOEWS | 128 |
| | NIKLAS HJALMARSSON | 128 |
| 5 | PATRICK KANE | 127 |
| 6 | DUNCAN KEITH | 126 |
| 7 | BRENT SEABROOK | 123 |
| 8 | PATRICK SHARP | 117 |
| | BOBBY HULL | 116 |
| 10 | ERIC NESTERENKO | 115 |
| 11 | CHICO MAKI | 113 |
| | BOB MURRAY | 112 |
| 13 | STEVE LARMER | 107 |
| | MARIAN HOSSA | 107 |
| 15 | KEITH BROWN | 103 |
| 16 | TONY ESPOSITO | 99 |
| | DOUG JARRETT | 99 |
| 18 | DENNIS HULL | 97 |
| 19 | DOUG WILSON | 95 |
| 20 | MARCUS KRUGER | 87 |
| 21 | TROY MURRAY | 86 |
| 22 | CLIFF KOROLL | 85 |
| 23 | PIERRE PILOTE | 82 |
| | JEREMY ROENICK | 82 |
| 25 | PIT MARTIN | 80 |
| | KEN WHARRAM | 80 |
| 27 | BRYAN BICKELL | 75 |
| | DIRK GRAHAM | 75 |
| | JOHNNY ODUYA | 75 |

ASSISTS

| RANK | NAME | PLAYOFF ASSISTS |
|------|-----------------------|-----------------|
| 1 | STAN MIKITA | 91 |
| 2 | DENIS SAVARD | 84 |
| 3 | PATRICK KANE | 73 |
| 4 | JONATHAN TOEWS | 70 |
| 5 | BOBBY HULL | 67 |
| 6 | STEVE LARMER | 66 |
| 7 | DUNCAN KEITH | 63 |
| 8 | DOUG WILSON | 61 |
| 9 | MARIAN HOSSA | 61 |
| | PIERRE PILOTE | 52 |
| 11 | JEREMY ROENICK | 42 |
| 12 | BRENT SEABROOK | 39 |
| | PAT STAPLETON | 39 |
| 14 | PATRICK SHARP | 38 |
| 15 | BOB MURRAY | 37 |
| 16 | CHRIS CHELIOS | 36 |
| | CHICO MAKI | 36 |
| 18 | DENNIS HULL | 34 |
| 19 | TOM LYSIAK | 33 |
| 20 | KEITH BROWN | 32 |
| 21 | CLIFF KOROLL | 29 |
| 22 | AL SECORD | 27 |
| | KEN WHARRAM | 27 |
| 24 | NIKLAS HJALMARSSON | 26 |
| | DAVE BOLLAND | 26 |
| | JIM PAPPIN | 26 |
| 27 | BILL WHITE | 25 |
| | PIT MARTIN | 25 |
| | TROY MURRAY | 25 |
| 30 | DIRK GRAHAM | 22 |
| | ERIC NESTERENKO | 22 |
| 32 | BILL HAY | 21 |
| 33 | BRYAN BICKELL | 19 |
| 34 | ANDREW SHAW | 19 |
| | BRANDON SAAD | 19 |
| | KRIS VERSTEEG | 19 |
| | DARRYL SUTTER | 19 |
| 38 | JOHNNY ODUYA | 18 |
| | BERNIE NICHOLLS | 18 |
| | RICHARD PRESTON | 18 |

CURRENT PLAYERS IN **BOLD RED**.



STAN
MIKITA **21**

LEADERSHIP

PLAYERS

2016-17

OPPONENTS

TRADITION

RECORDS

PLAYOFFS

HISTORY

MINORS

NHL

MEDIA

CAREER PLAYOFF LEADERS

GOALS

| RANK | NAME | PLAYOFF GOALS |
|------|-----------------------|---------------|
| 1 | BOBBY HULL | 62 |
| 2 | DENIS SAVARD | 61 |
| 3 | STAN MIKITA | 59 |
| 4 | PATRICK KANE | 50 |
| 5 | STEVE LARMER | 45 |
| 6 | PATRICK SHARP | 42 |
| 7 | JONATHAN TOEWS | 40 |
| 8 | JEREMY ROENICK | 35 |
| 9 | DENNIS HULL | 33 |
| 10 | PIT MARTIN | 26 |
| | JIM PAPPIN | 26 |
| 12 | DARRYL SUTTER | 24 |
| 13 | TOM LYSIAK | 23 |
| 14 | MARIAN HOSSA | 21 |
| 15 | BRYAN BICKELL | 20 |
| | BRENT SEABROOK | 20 |
| | AL SECORD | 20 |
| 18 | CLIFF KOROLL | 19 |
| | BOB MURRAY | 19 |
| | DOUG WILSON | 19 |
| 21 | DUNCAN KEITH | 18 |
| 22 | DAVE BOLLAND | 17 |
| | CHICO MAKI | 17 |
| | WAYNE PRESLEY | 17 |
| 25 | ANDREW SHAW | 16 |
| | JOE MURPHY | 16 |
| | KEN WHARRAM | 16 |
| 28 | BRANDON SAAD | 15 |
| | TROY MURRAY | 15 |
| | BILL HAY | 15 |
| 31 | DUSTIN BYFUGLIEN | 14 |
| | DIRK GRAHAM | 14 |

POINTS

| RANK | NAME | PLAYOFF POINTS |
|------|-----------------------|----------------|
| 1 | STAN MIKITA | 150 |
| 2 | DENIS SAVARD | 145 |
| 3 | BOBBY HULL | 129 |
| 4 | PATRICK KANE | 123 |
| 5 | STEVE LARMER | 111 |
| 6 | JONATHAN TOEWS | 110 |
| 7 | DUNCAN KEITH | 81 |
| 8 | PATRICK SHARP | 80 |
| | DOUG WILSON | 80 |
| 10 | JEREMY ROENICK | 77 |
| 11 | MARIAN HOSSA | 73 |
| 12 | DENNIS HULL | 67 |
| 13 | PIERRE PLOTE | 60 |
| 14 | BRENT SEABROOK | 59 |
| 15 | TOM LYSIAK | 56 |
| | BOB MURRAY | 56 |
| 17 | CHICO MAKI | 53 |
| 18 | JIM PAPPIN | 52 |
| 19 | PIT MARTIN | 51 |
| 20 | PAT STAPLETON | 49 |
| 21 | CHRIS CHELIOS | 48 |
| | CLIFF KOROLL | 48 |
| 23 | AL SECORD | 47 |
| 24 | DAVE BOLLAND | 43 |
| | DARRYL SUTTER | 43 |
| | KEN WHARRAM | 43 |
| 27 | TROY MURRAY | 40 |
| 28 | BRYAN BICKELL | 39 |
| 29 | KEITH BROWN | 36 |
| | DIRK GRAHAM | 36 |
| | BILL HAY | 36 |

HAT TRICK LEADERS

| NAME | 3GG | 4GG | TOT |
|-----------------------|-----------|----------|-----------|
| DENIS SAVARD | 2 | 1 | 3 |
| DOUG BENTLEY | 2 | 0 | 2 |
| BOBBY HULL | 2 | 0 | 2 |
| PIT MARTIN | 2 | 0 | 2 |
| PATRICK KANE | 2 | 0 | 2 |
| TONY AMONTE | 0 | 1 | 1 |
| JIM PAPPIN | 1 | 0 | 1 |
| DICK REDMOND | 1 | 0 | 1 |
| WAYNE PRESLEY | 1 | 0 | 1 |
| DIRK GRAHAM | 1 | 0 | 1 |
| BRIAN NOONAN | 1 | 0 | 1 |
| GARY SUTER | 1 | 0 | 1 |
| DUSTIN BYFUGLIEN | 1 | 0 | 1 |
| JONATHAN TOEWS | 1 | 0 | 1 |
| TOTALS | 18 | 2 | 20 |

HAT TRICKS

| NO. | NAME | DATE | TEAM |
|-----|-----------------------|-----------------|-------------|
| 1 | DOUG BENTLEY | 03/28/44 | DET |
| 2 | DOUG BENTLEY | 03/30/44 | @DET |
| 3 | BOBBY HULL | 04/07/63 | @DET |
| 4 | JIM PAPPIN | 04/11/71 | @PHI |
| 5 | BOBBY HULL | 04/09/72 | @PIT |
| 6 | PIT MARTIN | 04/04/73 | STL |
| 7 | DICK REDMOND | 04/04/73 | STL |
| 8 | PIT MARTIN | 05/10/73 | MTL |
| 9 | DENIS SAVARD | 04/19/82 | STL |
| 10 | DENIS SAVARD (4) | 04/10/86 | TOR |
| 11 | DENIS SAVARD | 04/09/88 | STL |
| 12 | WAYNE PRESLEY | 04/13/89 | DET |
| 13 | DIRK GRAHAM | 06/01/92 | PIT |
| 14 | BRIAN NOONAN | 04/18/93 | STL |
| 15 | TONY AMONTE (4) | 04/23/94 | TOR |
| 16 | GARY SUTER | 04/24/94 | TOR |
| 17 | PATRICK KANE | 05/11/09 | VAN |
| 18 | DUSTIN BYFUGLIEN | 05/05/10 | @VAN |
| 19 | JONATHAN TOEWS | 05/07/10 | @VAN |
| 20 | PATRICK KANE | 06/08/13 | LAK |

CURRENT PLAYERS IN **BOLD RED**.

BOLD TYPE INDICATES HAT TRICK SCORED IN STANLEY CUP FINAL.

LEADERSHIP

PLAYERS

2016-17

OPPONENTS

TRADITION

RECORDS

PLAYOFFS

HISTORY

MINORS

NHL

MEDIA

OVERTIME GOALS

OVERTIME GOALS: FOR

| DATE | TEAM | SCORER | TIME | SCORE |
|-----------------|--------------|----------------------------|--------------|-------------|
| 03/26/31 | TOR | STEWART ADAMS | 19:20 | 2-1* |
| 04/05/31 | MTL | JOHN GOTTSEIG | 24:50 | 2-1 |
| 04/09/31 | @ MTL | CY WENTWORTH | 53:50 | 3-2 |
| 03/25/34 | MTL | HAROLD "MUSH" MARCH | 11:05 | 1-1* |
| 04/03/34 | @ DET | PAUL THOMPSON | 21:10 | 2-1* |
| 04/10/34 | DET | HAROLD "MUSH" MARCH | 30:05 | 1-0* |
| 03/26/38 | @ MTL | PAUL THOMPSON | 11:49 | 3-2* |
| 03/31/38 | NYA | CULLY DAHLSTROM | 33:01 | 1-0* |
| 03/29/53 | MTL | AL DEWSBURY | 5:38 | 2-1 |
| 03/26/61 | MTL | MURRAY BALFOUR | 52:12 | 2-1* |
| 04/02/64 | @ DET | MURRAY BALFOUR | 8:21 | 3-2 |
| 04/27/71 | NYR | BOBBY HULL | 6:35 | 3-2* |
| 05/04/71 | MTL | JIM PAPPIN | 21:11 | 2-1 |
| 04/09/72 | @ PIT | PIT MARTIN | 0:12 | 6-5* |
| 04/23/74 | BOS | JIM PAPPIN | 3:48 | 4-3 |
| 04/10/75 | BOS | IVAN BOLDIREV | 7:33 | 4-3* |
| 04/17/75 | BUF | STAN MIKITA | 2:31 | 5-4 |
| 04/08/80 | STL | DOUG LECUYER | 12:34 | 3-2* |
| 04/07/82 | @ MIN | GREG FOX | 3:34 | 3-2* |
| 04/18/83 | @ MIN | RICH PRESTON | 10:34 | 4-3* |
| 04/25/85 | @ MIN | DARRYL SUTTER | 21:57 | 7-6* |
| 04/30/85 | @ MIN | DARRYL SUTTER | 15:41 | 6-5* |
| 04/06/89 | @ DET | DUANE SUTTER | 14:36 | 5-4* |
| 05/20/92 | @ EDM | JEREMY ROENICK | 2:45 | 4-3* |
| 04/24/94 | TOR | JEREMY ROENICK | 1:23 | 4-3 |
| 05/21/95 | VAN | JOE MURPHY | 9:04 | 2-1* |
| 05/25/95 | @ VAN | CHRIS CHELIOS | 6:22 | 3-2* |
| 05/27/95 | @ VAN | CHRIS CHELIOS | 5:35 | 4-3* |
| 04/23/96 | @ CGY | JOE MURPHY | 50:02 | 2-1* |
| 05/02/96 | @ COL | JEREMY ROENICK | 6:29 | 3-2 |
| 05/06/96 | COL | SERGEI KRIVOKRASOV | 0:46 | 4-3 |
| 04/20/97 | COL | SERGEI KRIVOKRASOV | 31:03 | 4-3 |
| 04/16/09 | CGY | MARTIN HAVLAT | 0:12 | 3-2* |
| 05/07/09 | VAN | ANDREW LADD | 2:52 | 2-1* |
| 05/22/09 | DET | PATRICK SHARP | 1:52 | 4-3 |
| 04/24/10 | NSH | MARIAN HOSSA | 4:07 | 5-4* |
| 05/21/10 | SJS | DUSTIN BYFUGLIEN | 12:24 | 3-2* |
| 06/09/10 | @ PHI | PATRICK KANE | 4:06 | 4-3* |
| 04/24/11 | VAN | BEN SMITH | 15:30 | 4-3 |
| 04/14/12 | @ PHX | BRYAN BICKELL | 10:36 | 3-2 |
| 04/21/12 | @ PHX | JONATHAN TOEWS | 2:44 | 2-1 |
| 04/30/13 | MIN | BRYAN BICKELL | 16:35 | 2-1* |
| 05/29/13 | DET | BRENT SEABROOK | 3:35 | 2-1* |
| 06/08/13 | LAK | PATRICK KANE | 31:40 | 4-3* |
| 06/12/13 | BOS | ANDREW SHAW | 52:08 | 4-3* |
| 06/19/13 | @ BOS | BRENT SEABROOK | 9:51 | 6-5* |
| 04/23/14 | STL | PATRICK KANE | 11:17 | 4-3* |
| 04/25/14 | @ STL | JONATHAN TOEWS | 7:36 | 3-2* |
| 05/13/14 | @ MIN | PATRICK KANE | 9:42 | 2-1* |
| 05/28/14 | LAK | MICHAL HANDZUS | 22:04 | 5-4 |
| 04/15/15 | @ NSH | DUNCAN KEITH | 27:49 | 4-3* |
| 04/21/15 | NSH | BRENT SEABROOK | 41:00 | 3-2* |
| 05/19/15 | @ ANA | MARCUS KRUGER | 56:12 | 3-2* |
| 05/23/15 | ANA | ANTOINE VERMETTE | 25:37 | 5-4* |
| 04/21/16 | @ STL | PATRICK KANE | 23:07 | 4-3 |

OVERTIME GOALS: AGAINST

| DATE | TEAM | SCORER | TIME | SCORE |
|-----------------|--------------|-----------------------|-------------|------------|
| 03/26/30 | @ MTL | HOWIE MORENZ | 51:43 | 2-2 |
| 03/26/35 | MTL MA | BALDY NORTHCOTT | 4:02 | 0-1 |
| 03/19/40 | @ TOR | SYL APPS | 6:05 | 2-3 |
| 03/22/41 | @ MTL | CHARLIE SANDS | 34:04 | 3-4* |
| 03/30/41 | DET | GUS GIESEBRECHT | 9:15 | 1-2 |
| 03/22/42 | BOS | DES SMITH | 6:51 | 1-2 |
| 04/13/44 | @ MTL | TOE BLAKE | 9:12 | 4-5 |
| 03/26/60 | @ MTL | DOUG HARVEY | 8:38 | 3-4 |
| 04/28/68 | @ MTL | JACQUES LEMAIRE | 2:14 | 3-4 |
| 04/18/71 | NYR | PETE STEMKOWSKI | 1:37 | 1-2* |
| 04/29/71 | @ NYR | PETE STEMKOWSKI | 41:29 | 2-3* |
| 04/19/78 | @ BOS | TERRY O'REILLY | 1:50 | 3-4 |
| 04/21/78 | BOS | PETER MCNAB | 10:17 | 3-4 |
| 04/18/79 | @ NYI | MIKE BOSSY | 2:31 | 0-1 |
| 04/11/81 | CGY | WILLI PLETT | 35:17 | 4-5 |
| 04/21/82 | @ STL | BERNIE FEDERKO | 3:28 | 2-3* |
| 04/27/82 | VAN | JIM NILL | 28:58 | 1-2 |
| 04/28/85 | MIN | DENNIS MARUK | 1:14 | 4-5* |
| 04/11/87 | DET | SHAWN BURR | 4:51 | 3-4 |
| 04/20/89 | @ STL | TONY HRKAC | 33:49 | 4-5* |
| 05/08/89 | CGY | AL MACINNIS | 15:05 | 1-2 |
| 04/04/91 | MIN | BRIAN PROPP | 4:14 | 3-4 |
| 04/22/92 | @ STL | BRETT HULL | 23:33 | 4-5* |
| 04/25/93 | @ STL | CRAIG JANNEY | 10:43 | 3-4 |
| 04/20/94 | @ TOR | TODD GILL | 2:15 | 0-1 |
| 05/17/95 | @ TOR | RANDY WOOD | 10:00 | 4-5* |
| 06/01/95 | @ DET | NICKLAS LIDSTROM | 1:01 | 1-2 |
| 06/06/95 | DET | VLADIMIR KONSTANTINOV | 29:25 | 3-4 |
| 06/11/95 | @ DET | VYACHESLAV KOZLOV | 22:25 | 1-2 |
| 05/08/96 | COL | JOE SAKIC | 44:33 | 2-3 |
| 05/13/96 | COL | SANDIS OZOLINSH | 25:18 | 3-4 |
| 05/19/09 | @ DET | MIKAEL SAMUELSSON | 5:14 | 2-3 |
| 05/27/09 | @ DET | DARREN HELM | 3:58 | 1-2 |
| 06/02/10 | @ PHI | CLAUDE GIROUX | 5:59 | 3-4* |
| 04/26/11 | @ VAN | ALEXANDRE BURROWS | 5:22 | 1-2 |
| 04/12/12 | @ PHX | MARTIN HANZAL | 9:29 | 3-2 |
| 04/17/12 | PHX | MIKKEL BOEDKER | 13:15 | 3-2 |
| 04/19/12 | PHX | MIKKEL BOEDKER | 2:15 | 3-2 |
| 05/05/13 | @ MIN | JASON ZUCKER | 2:15 | 3-2* |
| 06/15/13 | BOS | DANIEL PAILLE | 13:48 | 2-1* |
| 04/17/14 | @ STL | ALEXANDER STEEN | 50:26 | 4-3* |
| 04/19/14 | @ STL | BARRET JACKMAN | 5:50 | 4-3* |
| 06/01/14 | LAK | ALEC MARTINEZ | 5:47 | 5-4 |
| 05/25/15 | @ ANA | MATT BELESKEY | 0:45 | 5-4* |
| 04/13/16 | @ STL | DAVID BACKES | 9:04 | 1-0 |
| 04/17/17 | @ NSH | KEVIN FIALA | 16:44 | 3-2 |

* INDICATES BLACKHAWKS WON PLAYOFF SERIES.

BOLD TYPE INDICATES STANLEY CUP-WINNING GOAL.

GOALTENDERS YEAR-BY-YEAR

| YEAR | PLAYER | GP | W | L | T | MINS | GA | SO | GAA |
|------|--------------------|----|----|---|---|-------|----|----|-------|
| 1927 | HUGH LEHMAN | 2 | 0 | 1 | 1 | 120 | 10 | 0 | 5.00 |
| 1930 | CHARLES GARDINER | 2 | 0 | 1 | 1 | 171 | 3 | 0 | 1.05 |
| 1931 | CHARLES GARDINER | 9 | 5 | 3 | 1 | 638 | 14 | 2 | 1.32 |
| 1932 | CHARLES GARDINER | 2 | 1 | 1 | 0 | 120 | 6 | 1 | 3.00 |
| 1934 | CHARLES GARDINER | 8 | 6 | 1 | 1 | 542 | 12 | 2 | 1.33 |
| 1935 | LORNE CHABOT | 2 | 0 | 1 | 1 | 125 | 1 | 1 | 0.48 |
| 1936 | MIKE KARAKAS | 2 | 1 | 1 | - | 120 | 7 | 0 | 3.50 |
| 1938 | MIKE KARAKAS | 8 | 6 | 2 | - | 525 | 15 | 2 | 1.71 |
| | ALFRED MOORE | 1 | 1 | 0 | - | 60 | 1 | 0 | 1.00 |
| | PAUL GOODMAN | 1 | 0 | 1 | - | 60 | 5 | 0 | 5.00 |
| 1940 | PAUL GOODMAN | 2 | 0 | 2 | - | 127 | 5 | 0 | 2.37 |
| 1941 | SAM LOPRESTI | 5 | 2 | 3 | - | 344 | 12 | 0 | 2.09 |
| 1942 | SAM LOPRESTI | 3 | 1 | 2 | - | 187 | 5 | 1 | 1.61 |
| 1944 | MIKE KARAKAS | 9 | 4 | 5 | - | 549 | 24 | 1 | 2.62 |
| 1946 | MIKE KARAKAS | 4 | 0 | 4 | - | 240 | 26 | 0 | 6.50 |
| 1953 | AL ROLLINS | 7 | 3 | 4 | - | 425 | 18 | 0 | 2.54 |
| 1959 | GLENN HALL | 6 | 2 | 4 | - | 360 | 21 | 0 | 3.50 |
| 1960 | GLENN HALL | 4 | 0 | 4 | - | 248 | 14 | 0 | 3.39 |
| 1961 | GLENN HALL | 12 | 8 | 4 | - | 771 | 26 | 2 | 2.02 |
| 1962 | GLENN HALL | 12 | 6 | 6 | - | 720 | 31 | 2 | 2.58 |
| 1963 | GLENN HALL | 6 | 2 | 4 | - | 360 | 25 | 0 | 4.17 |
| 1964 | GLENN HALL | 7 | 3 | 4 | - | 408 | 22 | 0 | 3.23 |
| | DENIS DEJORDY | 1 | 0 | 0 | - | 20 | 2 | 0 | 6.00 |
| 1965 | GLENN HALL | 13 | 7 | 6 | - | 760 | 28 | 1 | 2.21 |
| | DENIS DEJORDY | 2 | 0 | 1 | - | 80 | 9 | 0 | 6.75 |
| 1966 | GLENN HALL | 6 | 2 | 4 | - | 349 | 22 | 0 | 3.78 |
| | DAVE DRYDEN | 1 | 0 | 0 | - | 8 | 0 | 0 | 0.00 |
| 1967 | DENIS DEJORDY | 4 | 1 | 2 | - | 184 | 10 | 0 | 3.26 |
| | GLENN HALL | 3 | 1 | 2 | - | 175 | 8 | 0 | 2.74 |
| 1968 | DENIS DEJORDY | 11 | 5 | 6 | - | 661 | 34 | 0 | 3.08 |
| 1970 | TONY ESPOSITO | 8 | 4 | 4 | - | 478 | 27 | 0 | 3.39 |
| 1971 | TONY ESPOSITO | 18 | 11 | 7 | - | 1,147 | 42 | 2 | 2.20 |
| 1972 | TONY ESPOSITO | 5 | 2 | 3 | - | 298 | 16 | 0 | 3.22 |
| | GARY SMITH | 2 | 1 | 1 | - | 120 | 3 | 1 | 1.50 |
| | GERRY DESJARDINS | 1 | 1 | 0 | - | 60 | 5 | 0 | 4.98 |
| 1973 | TONY ESPOSITO | 15 | 10 | 5 | - | 892 | 46 | 1 | 3.09 |
| | GARY SMITH | 2 | 0 | 1 | - | 65 | 5 | 0 | 4.59 |
| 1974 | TONY ESPOSITO | 10 | 6 | 4 | - | 580 | 28 | 2 | 2.90 |
| | MIKE VEISOR | 2 | 0 | 1 | - | 80 | 5 | 0 | 3.75 |
| 1975 | TONY ESPOSITO | 8 | 3 | 5 | - | 470 | 34 | 0 | 4.33 |
| | MICHEL DUMAS | 1 | 0 | 0 | - | 19 | 1 | 0 | 3.24 |
| 1976 | TONY ESPOSITO | 4 | 0 | 4 | - | 239 | 13 | 0 | 3.27 |
| 1977 | TONY ESPOSITO | 2 | 0 | 2 | - | 119 | 6 | 0 | 3.03 |
| 1978 | TONY ESPOSITO | 4 | 0 | 4 | - | 252 | 19 | 0 | 4.53 |
| 1979 | TONY ESPOSITO | 4 | 0 | 4 | - | 239 | 14 | 0 | 3.52 |
| 1980 | TONY ESPOSITO | 6 | 3 | 3 | - | 370 | 14 | 0 | 2.27 |
| | MIKE VEISOR | 1 | 0 | 1 | - | 59 | 6 | 0 | 6.08 |
| 1981 | TONY ESPOSITO | 3 | 0 | 3 | - | 215 | 15 | 0 | 4.19 |
| 1982 | TONY ESPOSITO | 7 | 3 | 3 | - | 379 | 16 | 1 | 2.54 |
| | MURRAY BANNERMAN | 10 | 5 | 4 | - | 554 | 35 | 0 | 3.79 |
| 1983 | TONY ESPOSITO | 5 | 3 | 2 | - | 310 | 18 | 0 | 3.49 |
| | MURRAY BANNERMAN | 8 | 4 | 4 | - | 479 | 32 | 0 | 4.01 |
| 1984 | MURRAY BANNERMAN | 5 | 2 | 3 | - | 299 | 17 | 0 | 3.41 |
| 1985 | MURRAY BANNERMAN | 15 | 9 | 6 | - | 903 | 72 | 0 | 4.79 |
| | WARREN SKORODENSKI | 2 | 0 | 0 | - | 33 | 6 | 0 | 10.91 |
| 1986 | MURRAY BANNERMAN | 2 | 0 | 1 | - | 81 | 9 | 0 | 6.65 |
| | BOB SAUVE | 2 | 0 | 2 | - | 97 | 8 | 0 | 4.95 |
| 1987 | BOB SAUVE | 4 | 0 | 4 | - | 241 | 15 | 0 | 3.73 |

| |
|------------|
| LEADERSHIP |
| PLAYERS |
| 2016-17 |
| OPPONENTS |
| TRADITION |
| RECORDS |
| PLAYOFFS |
| HISTORY |
| MINORS |
| NHL |
| MEDIA |

GOALTENDERS YEAR-BY-YEAR

| |
|------------|
| LEADERSHIP |
| PLAYERS |
| 2016-17 |
| OPPONENTS |
| TRADITION |
| RECORDS |
| PLAYOFFS |
| HISTORY |
| MINORS |
| NHL |
| MEDIA |

| YEAR | PLAYER | GP | W | L | T | MINS | GA | SO | GAA |
|------|--------------------|----|----|---|---|-------|----|----|------|
| 1988 | DARREN PANG | 4 | 1 | 3 | - | 239 | 18 | 0 | 4.52 |
| | BOB MASON | 1 | 0 | 1 | - | 60 | 3 | 0 | 3.00 |
| 1989 | ALAIN CHEVRIER | 16 | 9 | 7 | - | 1,013 | 44 | 0 | 2.61 |
| | DARREN PANG | 2 | 0 | 0 | - | 10 | 0 | 0 | 0.00 |
| 1990 | ED BELFOUR | 9 | 4 | 2 | - | 409 | 17 | 0 | 2.49 |
| | JACQUES CLOUTIER | 4 | 0 | 2 | - | 175 | 8 | 0 | 2.74 |
| | GREG MILLEN | 14 | 6 | 6 | - | 613 | 40 | 0 | 3.92 |
| | ED BELFOUR | 6 | 2 | 4 | - | 295 | 20 | 0 | 4.07 |
| 1991 | DOMINIC HASEK | 3 | 0 | 0 | - | 69 | 3 | 0 | 2.62 |
| | ED BELFOUR | 18 | 12 | 4 | - | 949 | 39 | 1 | 2.47 |
| 1992 | DOMINIC HASEK | 3 | 0 | 2 | - | 158 | 8 | 0 | 3.05 |
| | ED BELFOUR | 4 | 0 | 4 | - | 249 | 13 | 0 | 3.13 |
| 1994 | ED BELFOUR | 6 | 2 | 4 | - | 360 | 15 | 0 | 2.50 |
| 1995 | ED BELFOUR | 16 | 9 | 7 | - | 1,014 | 37 | 1 | 2.19 |
| | JEFF HACKETT | 2 | 0 | 0 | - | 26 | 1 | 0 | 2.28 |
| 1996 | ED BELFOUR | 9 | 6 | 3 | - | 666 | 23 | 1 | 2.07 |
| | JEFF HACKETT | 1 | 0 | 1 | - | 60 | 5 | 0 | 5.00 |
| 1997 | JEFF HACKETT | 6 | 2 | 4 | - | 345 | 25 | 0 | 4.34 |
| | CHRIS TERRERI | 2 | 0 | 0 | - | 44 | 3 | 0 | 4.11 |
| 2002 | STEVE PASSMORE | 3 | 0 | 2 | - | 138 | 6 | 0 | 2.62 |
| | JOCELYN THIBAUT | 3 | 1 | 2 | - | 159 | 7 | 0 | 2.65 |
| 2009 | NIKOLAI KHABIBULIN | 15 | 8 | 6 | - | 881 | 43 | 0 | 2.93 |
| | CRISTOBAL HUET | 3 | 1 | 2 | - | 130 | 7 | 0 | 3.23 |
| 2010 | COREY CRAWFORD | 1 | 0 | 0 | - | 16 | 1 | 0 | 3.77 |
| | ANTTI NIEMI | 22 | 16 | 6 | - | 1,322 | 58 | 2 | 2.63 |
| 2011 | CRISTOBAL HUET | 1 | 0 | 0 | - | 20 | 0 | 0 | 0.00 |
| | COREY CRAWFORD | 7 | 3 | 4 | - | 435 | 16 | 1 | 2.21 |
| 2012 | COREY CRAWFORD | 6 | 2 | 4 | - | 396 | 17 | 0 | 2.58 |
| 2013 | COREY CRAWFORD | 23 | 16 | 7 | - | 1,504 | 46 | 1 | 1.84 |
| 2014 | COREY CRAWFORD | 19 | 11 | 8 | - | 1,254 | 52 | 1 | 2.53 |
| 2015 | COREY CRAWFORD | 20 | 13 | 6 | - | 1,223 | 47 | 2 | 2.31 |
| 2016 | SCOTT DARLING | 5 | 3 | 1 | - | 298 | 11 | 0 | 2.22 |
| | COREY CRAWFORD | 7 | 3 | 4 | - | 448 | 19 | 0 | 2.55 |
| 2017 | COREY CRAWFORD | 4 | 0 | 4 | - | 254 | 12 | 0 | 2.84 |



ALL-TIME GOALTENDER STATISTICS

| NAME | GP | MINS | GA | SO | GAA | W | L | T | A | PIM |
|-----------------------|------------|---------------|--------------|-----------|-------------|------------|------------|----------|----------|-----------|
| COREY CRAWFORD | 87 | 5,510 | 210 | 5 | 2.29 | 48 | 37 | - | 2 | 2 |
| TONY ESPOSITO | 99 | 6,017 | 308 | 6 | 3.07 | 45 | 53 | - | 0 | 0 |
| ED BELFOUR | 68 | 3,942 | 164 | 3 | 2.50 | 35 | 28 | - | 0 | 32 |
| GLENN HALL | 69 | 4,152 | 197 | 5 | 2.85 | 31 | 38 | - | 0 | 2 |
| MURRAY BANNERMAN | 40 | 2,322 | 165 | 0 | 4.27 | 20 | 18 | - | 5 | 17 |
| ANTTI NIEMI | 22 | 1,322 | 58 | 2 | 2.63 | 16 | 6 | - | 0 | 2 |
| CHARLIE GARDINER | 21 | 1,472 | 35 | 5 | 1.43 | 12 | 6 | 3 | 0 | 0 |
| MIKE KARAKAS | 23 | 1,434 | 72 | 3 | 3.01 | 11 | 12 | - | 0 | 0 |
| ALAIN CHEVRIER | 16 | 1,013 | 44 | 0 | 2.61 | 9 | 7 | - | 1 | 0 |
| NIKOLAI KHABIBULIN | 15 | 881 | 43 | 0 | 2.93 | 8 | 6 | - | 0 | 0 |
| GREG MILLEN | 14 | 613 | 40 | 0 | 3.92 | 6 | 6 | - | 0 | 4 |
| DENIS DEJORDY | 18 | 946 | 55 | 0 | 3.49 | 6 | 9 | - | 0 | 0 |
| SCOTT DARLING | 5 | 298 | 11 | 0 | 2.22 | 3 | 1 | - | 0 | 0 |
| AL ROLLINS | 7 | 425 | 18 | 0 | 2.54 | 3 | 4 | - | 0 | 0 |
| SAM LOPRESTI | 8 | 530 | 17 | 1 | 1.92 | 3 | 5 | - | 0 | 0 |
| JEFF HACKETT | 9 | 431 | 31 | 0 | 4.31 | 2 | 5 | - | 0 | 0 |
| ALFIE MOORE | 1 | 60 | 1 | 0 | 1.00 | 1 | 0 | - | 0 | 0 |
| GERRY DESJARDINS | 1 | 60 | 5 | 0 | 4.98 | 1 | 0 | - | 0 | 4 |
| GARY SMITH | 4 | 185 | 8 | 1 | 2.59 | 1 | 2 | - | 0 | 0 |
| CRISTOBAL HUET | 4 | 150 | 7 | 0 | 2.80 | 1 | 2 | - | 0 | 0 |
| JOCELYN THIBAUT | 3 | 159 | 7 | 0 | 2.65 | 1 | 2 | - | 0 | 0 |
| DARREN PANG | 6 | 250 | 18 | 0 | 4.35 | 1 | 3 | - | 0 | 2 |
| DAVE DRYDEN | 1 | 8 | 0 | 0 | 0.00 | 0 | 0 | - | 0 | 0 |
| MICHEL DUMAS | 1 | 19 | 1 | 0 | 3.24 | 0 | 0 | - | 0 | 0 |
| CHRIS TERRERI | 2 | 44 | 3 | 0 | 4.11 | 0 | 0 | - | 0 | 2 |
| WARREN SKORODENSKI | 2 | 33 | 6 | 0 | 10.91 | 0 | 0 | - | 0 | 0 |
| LORNE CHABOT | 2 | 125 | 1 | 1 | 0.48 | 0 | 1 | 1 | 0 | 0 |
| BOB MASON | 1 | 60 | 3 | 0 | 3.00 | 0 | 1 | - | 0 | 0 |
| HUGH LEHMAN | 2 | 120 | 10 | 0 | 5.00 | 0 | 1 | 1 | 0 | 0 |
| STEVE PASSMORE | 3 | 138 | 6 | 0 | 2.62 | 0 | 2 | - | 0 | 0 |
| JACQUES CLOUTIER | 4 | 175 | 8 | 0 | 2.74 | 0 | 2 | - | 0 | 0 |
| DOMINIK HASEK | 6 | 227 | 11 | 0 | 2.92 | 0 | 2 | - | 1 | 0 |
| MIKE VEISOR | 3 | 139 | 11 | 0 | 4.74 | 0 | 2 | - | 0 | 0 |
| PAUL GOODMAN | 3 | 187 | 10 | 0 | 3.22 | 0 | 3 | - | 0 | 0 |
| BOB SAUVE | 6 | 338 | 23 | 0 | 4.08 | 0 | 6 | - | 0 | 0 |
| EMPTY NET GOALS | | | 24 | | | | | | | |
| TOTALS | 576 | 33,785 | 1,607 | 32 | 2.92 | 264 | 270 | 5 | 9 | 65 |

CURRENT BLACKHAWKS IN **BOLD RED**.

TONY
ESPOSITO 35



LEADERSHIP

PLAYERS

2016-17

OPPONENTS

TRADITION

RECORDS

PLAYOFFS

HISTORY

MINORS

NHL

MEDIA

SHUTOUTS AND PENALTY SHOTS

SHUTOUTS BY BLACKHAWKS

| NO. | NAME | DATE | OPP | SCORE |
|-----|-------------------------|-----------------|------------|--------------|
| 1 | CHARLES GARDINER | 03/29/31 | NYR | 2-0 |
| 2 | CHARLES GARDINER | 03/31/31 | @ NYR | 1-0 |
| 3 | CHARLES GARDINER | 03/27/32 | TOR | 1-0 |
| 4 | CHARLES GARDINER | 03/28/34 | @ MTL MA | 3-0 |
| 5 | CHARLES GARDINER | 04/10/34 | DET | 1-0** |
| 6 | LORNE CHABOT | 03/23/35 | @ MTL MA | 0-0 |
| 7 | MIKE KARAKAS | 03/24/38 | MTL | 4-0 |
| 8 | MIKE KARAKAS | 03/31/38 | NYA | 1-0* |
| 9 | SAM LOPRESTI | 03/24/42 | @ BOS | 4-0 |
| 10 | MIKE KARAKAS | 03/26/44 | DET | 2-0 |
| 11 | GLENN HALL | 04/01/61 | @ MTL | 3-0 |
| 12 | GLENN HALL | 04/04/61 | MTL | 3-0 |
| 13 | GLENN HALL | 04/08/62 | MTL | 2-0 |
| 14 | GLENN HALL | 04/15/62 | TOR | 3-0 |
| 15 | GLENN HALL | 04/13/65 | DET | 4-0 |
| 16 | TONY ESPOSITO | 04/20/71 | NYR | 3-0 |
| 17 | TONY ESPOSITO | 05/13/71 | MTL | 2-0 |
| 18 | GARY SMITH | 04/08/72 | @ PIT | 2-0 |
| 19 | TONY ESPOSITO | 04/05/73 | STL | 1-0 |
| 20 | TONY ESPOSITO | 04/13/74 | @ LAK | 1-0 |
| 21 | TONY ESPOSITO | 04/16/74 | LAK | 1-0 |
| 22 | TONY ESPOSITO | 04/23/82 | STL | 2-0 |
| 23 | ED BELFOUR | 05/08/92 | DET | 1-0 |
| 24 | ED BELFOUR | 05/23/95 | VAN | 2-0 |
| 25 | ED BELFOUR | 04/19/96 | CGY | 3-0 |
| 26 | ANTTI NIEMI | 04/18/10 | NSH | 2-0 |
| 27 | ANTTI NIEMI | 04/22/10 | @ NSH | 3-0 |
| 28 | COREY CRAWFORD | 04/21/11 | @ VAN | 5-0 |
| 29 | COREY CRAWFORD | 05/07/13 | @ MIN | 3-0 |
| 30 | COREY CRAWFORD | 04/21/14 | STL | 2-0 |
| 31 | COREY CRAWFORD | 05/05/15 | @ MIN | 1-0 |
| 32 | COREY CRAWFORD | 06/15/15 | TBL | 2-0* |

* INDICATES OVERTIME GAME.

* INDICATES STANLEY CUP-CLINCHING GAME.

SHUTOUTS AGAINST BLACKHAWKS

| NO. | NAME | DATE | OPP | SCORE |
|-----|--------------------------|-----------------|--------------|------------|
| 1 | GEORGE HAINSWORTH | 03/23/30 | MTL | 1-0 |
| 2 | GEORGE HAINSWORTH | 04/14/31 | @ MTL | 2-0 |
| 3 | ALEC CONNELL | 03/23/35 | @ MTL MA | 0-0 |
| 4 | ALEC CONNELL | 03/26/35 | MTL MA | 1-0* |
| 5 | ROY WORTERS | 03/24/36 | @ NYA | 3-0 |
| 6 | JACQUES PLANTE | 04/04/53 | MTL | 3-0 |
| 7 | JACQUES PLANTE | 03/29/60 | MTL | 4-0 |
| 8 | JACQUES PLANTE | 03/31/60 | MTL | 2-0 |
| 9 | TERRY SAWCHUK | 03/31/64 | @ DET | 3-0 |
| 10 | LORNE WORSLEY | 04/20/65 | @ MTL | 2-0 |
| 11 | CHARLIE HODGE | 04/27/65 | @ MTL | 6-0 |
| 12 | LORNE WORSLEY | 05/01/65 | @ MTL | 4-0 |
| 13 | ROGER CROZIER | 04/10/66 | DET | 7-0 |
| 14 | KEN DRYDEN | 05/06/73 | MTL | 4-0 |
| 15 | KEN DRYDEN | 04/11/76 | @ MTL | 4-0 |
| 16 | BILLY SMITH | 04/18/79 | @ NYI | 1-0* |
| 17 | GLENN RESCH | 04/20/79 | NYI | 4-0 |
| 18 | DON EDWARDS | 04/16/80 | @ BUF | 5-0 |
| 19 | MIKE VERNON | 05/02/89 | @ CGY | 3-0 |
| 20 | JON CASEY | 04/10/90 | @ MIN | 4-0 |
| 21 | JON CASEY | 04/12/91 | MIN | 6-0 |
| 22 | TOM BARRASSO | 05/30/92 | PIT | 1-0 |
| 23 | CURTIS JOSEPH | 04/21/93 | STL | 2-0 |
| 24 | CURTIS JOSEPH | 04/23/93 | @ STL | 3-0 |
| 25 | FELIX POTVIN | 04/20/94 | @ TOR | 1-0 |
| 26 | FELIX POTVIN | 04/26/94 | @ TOR | 1-0* |
| 27 | FELIX POTVIN | 04/28/94 | TOR | 1-0 |
| 28 | FELIX POTVIN | 05/09/95 | TOR | 3-0 |
| 29 | PATRICK ROY | 04/16/97 | @ COL | 6-0 |
| 30 | PATRICK ROY | 04/24/97 | @ COL | 7-0 |
| 31 | BRENT JOHNSON | 04/20/02 | @ STL | 2-0 |
| 32 | BRENT JOHNSON | 04/21/02 | STL | 4-0 |
| 33 | BRENT JOHNSON | 04/23/02 | STL | 1-0 |
| 34 | ROBERTO LUONGO | 04/13/11 | @ VAN | 2-0 |
| 35 | MIKE SMITH | 04/23/12 | PHX | 4-0 |
| 36 | JIMMY HOWARD | 05/23/13 | @ DET | 2-0 |
| 37 | TUUKKA RASK | 06/17/13 | @ BOS | 2-0 |
| 38 | ILYA BRYZGALOV | 05/06/14 | @ MIN | 4-0 |
| 39 | BRIAN ELLIOTT | 04/13/16 | @ STL | 1-0* |
| 40 | PEKKA RINNE | 04/13/17 | NSH | 1-0 |
| 41 | PEKKA RINNE | 04/15/17 | NSH | 5-0 |

PENALTY SHOTS BY BLACKHAWKS

| NAME | DATE | OPP | GOALIE | G/NG |
|----------------|----------|-------|----------------|------|
| VIRGIL JOHNSON | 04/13/44 | @ MTL | BILL DURNAN | NG |
| MIKE WALTON | 04/20/79 | NYI | GLENN RESCH | NG |
| PATRICK POULIN | 05/09/95 | TOR | FELIX POTVIN | NG |
| MICHAEL FROLIK | 04/24/11 | VAN | CORY SCHNEIDER | G |
| MICHAEL FROLIK | 05/27/13 | @ DET | JIMMY HOWARD | G |

PENALTY SHOTS AGAINST BLACKHAWKS

| NAME | DATE | OPP | GOALIE | G/NG |
|-------------------|----------|-------|----------------------|-----------|
| FRANK MAHOVLICH | 05/16/71 | @ MTL | TONY ESPOSITO | NG |
| BASIL MCRAE | 04/06/91 | MIN | ED BELFOUR | G |
| MARTIN ERAT | 04/20/10 | @ NSH | ANTTI NIEMI | G |
| ALEXANDRE BURROWS | 04/26/11 | @ VAN | COREY CRAWFORD | NG |

BOLD TYPE INDICATES EVENT OCCURRED IN A STANLEY CUP FINAL GAME.

BLACKHAWKS STANLEY CUP PLAYOFF SERIES SUMMARY

| | | |
|---|----|------------------------------------|
| Stanley Cup Championships | 6 | 1934, 1938, 1961, 2010, 2013, 2015 |
| Final series | 13 | 6-7 |
| Semifinals/Conference Finals | 33 | 13-20 |
| Quarterfinals/Division Finals/Conference Semifinals | 36 | 22-14 |
| Preliminary series/Division Semifinals/Conference Quarterfinals | 30 | 15-15 |
| Two-game series | 12 | 4-8 |
| Three-game series | 9 | 6-3 |
| Four-game series | 27 | 13-14 |
| Five-game series | 18 | 8-10 |
| Six-game series | 33 | 19-14 |
| Seven-game series | 14 | 7-7 |
| Years in the playoffs | 62 | |
| Consecutive Final series appearances | 2 | 1961-62 |
| Most consecutive playoff appearances | 28 | 1969-97 |
| Most consecutive wins in a playoff year | 11 | 1991-92 |
| Longest playoff losing streak | 16 | 04/20/75 to 04/22/79 |

BLACKHAWKS PLAYOFF SERIES SITUATIONAL STATS

| | RECORD | LAST IN... |
|--|--------|--------------|
| When winning the first game of a playoff series | 35-9 | 2015 vs. TBL |
| When losing the first game of a playoff series | 20-43 | 2017 vs. NSH |
| When winning the first two games of a playoff series | 23-2 | 2015 vs. MIN |
| When losing the first two games of a playoff series | 5-34 | 2017 vs. NSH |
| When splitting the first two games of a playoff series | 26-17 | 2016 vs. STL |
| When winning the first three games of a playoff series | 13-0 | 2015 vs. MIN |
| When losing the first three games of a playoff series | 0-19 | 2017 vs. NSH |
| When winning two of the first three games of a playoff series | 25-8 | 2015 vs. NSH |
| When losing two of the first three games of a playoff series | 14-21 | 2016 vs. STL |
| When winning three of the first four games of a playoff series | 17-0 | 2015 vs. NSH |
| When losing three of the first four games of a playoff series | 1-13 | 2016 vs. STL |
| When splitting the first four games of a playoff series | 19-18 | 2015 vs. TBL |
| When winning three of the first five games of a playoff series | 22-3 | 2015 vs. TBL |
| When losing three of the first five games of a playoff series | 3-20 | 2016 vs. STL |
| When facing elimination in a playoff series | 32-51 | 2017 vs. NSH |
| Blackhawks series sweeps | 11 | 2015 vs. MIN |
| Series sweeps against Blackhawks | 19 | 2017 vs. NSH |

BLACKHAWKS STANLEY CUP PLAYOFFS GAME 7 RESULTS

| DATE | RESULT | SERIES | LOCATION |
|----------|-------------------------------|--------------------------|----------|
| 04/07/53 | Montreal 4, Chicago 1 | Semifinals | @ MTL |
| 04/09/64 | Detroit 4, Chicago 2 | Semifinals | CHI |
| 04/15/65 | Chicago 4, Detroit 2 | Semifinals | @ DET |
| 05/01/65 | Montreal 4, Chicago 0 | Final | @ MTL |
| 05/02/71 | Chicago 4, NY Rangers 2 | Semifinals | CHI |
| 05/18/71 | Montreal 3, Chicago 2 | Final | CHI |
| 04/16/90 | Chicago 5, Minnesota 2 | Division Semifinals | CHI |
| 04/30/90 | Chicago 8, St. Louis 2 | Division Finals | CHI |
| 05/19/95 | Chicago 5, Toronto 2 | Conference Quarterfinals | CHI |
| 04/26/11 | Vancouver 2, Chicago 1 (OT) | Conference Quarterfinals | @ VAN |
| 05/29/13 | Chicago 2, Detroit 1 (OT) | Conference Semifinals | CHI |
| 06/01/14 | Los Angeles 5, Chicago 4 (OT) | Conference Final | CHI |
| 05/30/15 | Chicago 5, Anaheim 3 | Conference Final | @ ANA |
| 04/25/16 | St. Louis 3, Chicago 2 | First Round | @ STL |

LEADERSHIP

PLAYERS

2016-17

OPPONENTS

TRADITION

RECORDS

PLAYOFFS

HISTORY

MINORS

NHL

MEDIA

INDIVIDUAL PLAYOFF RECORDS

GAMES

Most games 155 STAN MIKITA

MOST PLAYOFF GOALS

| | | | | |
|---|----|-----------------------|---------|----------------------|
| Career | 62 | BOBBY HULL | | |
| Power-play goals in career | 24 | BOBBY HULL | | |
| Overtime goals in career | 5 | PATRICK KANE | | |
| In a quarterfinal or semifinal series | 8 | BOBBY HULL | DET | 1963 (5 games) |
| | | BOBBY HULL | DET | 1965 (7 games) |
| Overtime goals in a playoff series | 2 | DARRYL SUTTER | MIN | 1985 |
| | | CHRIS CHELIOS | VAN | 1995 |
| Shorthanded goals in a playoff series | 3 | WAYNE PRESLEY | DET | 1989 |
| Most three-goal games in a playoff series | 2 | DOUG BENTLEY | DET | 1944 |
| Longest game goal-scoring streak | 6 | BOBBY HULL | DET | 04/09/64 to 04/11/65 |
| | | STEVE LARMER | DET/STL | 04/11/89 to 04/24/89 |
| In a period | 3 | DIRK GRAHAM | PIT | 06/01/92 (1st) |
| Power-play goals in a period | 2 | BOBBY HULL | @ PHI | 04/10/71 (3rd) |
| | | PIT MARTIN | STL | 04/04/73 (3rd) |
| | | DENIS SAVARD | STL | 04/19/82 (1st) |
| | | CHRIS CHELIOS | STL | 04/20/92 (1st) |
| | | JONATHAN TOEWS | @ VAN | 05/07/10 (2nd) |
| | | PATRICK SHARP | VAN | 04/19/11 (3rd) |
| Game | 4 | DENIS SAVARD | TOR | 04/10/86 |
| | | TONY AMONTE | TOR | 04/23/94 |
| By a defenseman in one game | 3 | DICK REDMOND | STL | 04/04/73 |
| | | GARY SUTER | TOR | 04/24/94 |
| In a playoff year | 12 | DARRYL SUTTER | | 1985 (15 games) |
| | | JEREMY ROENICK | | 1992 (18 games) |
| By a rookie in a playoff year | 11 | JEREMY ROENICK | | 1990 (20 games) |
| By a defenseman in a playoff year | 7 | BRENT SEABROOK | | 2015 (23 games) |
| Power-play goals in a playoff year | 6 | BOBBY HULL | | 1971 (18 games) |
| Shorthanded goals in a playoff year | 3 | WAYNE PRESLEY | | 1989 (14 games) |
| Overtime goals in a playoff year | 2 | BRENT SEABROOK | | 2013 (23 games) |
| | | HAROLD MARCH | | 1934 (8 games) |
| | | DARRYL SUTTER | | 1985 (15 games) |
| | | CHRIS CHELIOS | | 1995 (16 games) |
| | | PATRICK KANE | | 2014 (19 games) |
| Three-goal games in a playoff year | 2 | DOUG BENTLEY | | 1944 |
| | | PIT MARTIN | | 1973 |

MOST PLAYOFF ASSISTS

| | | | | |
|--|----|-----------------------|-------|----------------------|
| Career | 91 | STAN MIKITA | | |
| In a quarterfinal or semifinal series | 10 | STAN MIKITA | MTL | 1962 (6 games) |
| Consecutive playoff games with an assist in a playoff year | 7 | DENIS SAVARD | | 04/06/89 to 04/20/89 |
| | | JONATHAN TOEWS | | 04/22/10 to 05/07/10 |
| Most consecutive playoff games with 1+ assists | 8 | DOUG WILSON | | 05/04/82 to 04/15/83 |
| Most assists by a goalie in a playoff year | 2 | MURRAY BANNERMAN | | 1985 |
| | | COREY CRAWFORD | | 2011 |
| In a period | 3 | PAT STAPLETON | @ MTL | 04/29/73 (1st) |
| | | CHRIS CHELIOS | EDM | 05/18/92 (3rd) |
| In a game | 5 | STAN MIKITA | STL | 04/04/73 |
| In a playoff year | 22 | JONATHAN TOEWS | | 2010 (22 games) |
| In a playoff year, by a defenseman | 18 | DUNCAN KEITH | | 2015 (23 games) |

CURRENT PLAYERS IN **BOLD RED**.

INDIVIDUAL PLAYOFF RECORDS

MOST PLAYOFF POINTS

| | | | | |
|---|-----|-----------------------|----------------|----------------------|
| Period | 3 | HELD BY MANY PLAYERS | | |
| Game | 5 | HAROLD "MUSH" MARCH | NYA (2G, 3A) | 03/26/36 |
| | | DOUG BENTLEY | DET (3G, 2A) | 03/28/44 |
| | | STAN MIKITA | STL (5A) | 04/04/73 |
| | | STEVE LARMER | STL (1G, 4A) | 04/30/90 |
| | | JONATHAN TOEWS | @ VAN (3G, 2A) | 05/07/10 |
| In a playoff year | 29 | DENIS SAVARD | 9G, 20A | 1985 |
| | | JONATHAN TOEWS | 7G, 22A | 2010 |
| By a defenseman | 21 | DUNCAN KEITH | 3G, 18A | 2015 |
| | | CHRIS CHELIOS | 6G, 15A | 1992 |
| By a rookie | 18 | JEREMY ROENICK | 11G, 7A | 1990 |
| Career | 150 | STAN MIKITA | 59G, 91A | |
| Longest point streak | 13 | STAN MIKITA | 8G, 17A | 04/14/61 to 04/19/62 |
| | | JONATHAN TOEWS | 7G, 18A | 04/22/10 to 05/23/10 |
| Consecutive games scoring a point in a playoff year | 13 | JONATHAN TOEWS | 7G, 18A | 04/22/10 to 05/23/10 |
| By a line in a playoff year | 55 | DENNIS HULL | 9G, 15A | 1973 |
| | | JIM PAPPIN | 8G, 7A | |
| | | PIT MARTIN | 10G, 6A | |
| Points in a quarterfinal or semifinal series | 13 | STAN MIKITA | 3G, 10A | MTL, 1962 |
| | | BOBBY HULL | 8G, 5A | DET, 1965 |
| | | DENIS SAVARD | 4G, 9A | DET, 1989 |
| Points in a Stanley Cup Final | 9 | BOBBY HULL | 3G, 6A | MTL, 1971 |

PLAYOFF PENALTY RECORDS

| | | | | |
|-----------------------------|-----|-------------|--|----------------|
| Minutes in a playoff period | 35 | AL SECOND | @ STL | 04/09/83 (2nd) |
| | | | Major, Misconduct, 2 Game Misconducts | |
| Minutes in a playoff game | 37 | AL SECOND | @ STL | 04/09/83 |
| | | | Major, Minor, Misconduct, 2 Game Misconducts | |
| Minutes in a playoff year | 84 | DAVE MANSON | | 1989 |
| Minutes in a career | 266 | AL SECOND | | |

QUICKEST

| | | | | |
|---|------|--------------|-------|------------------------------------|
| Goal from start of playoff game | 0:09 | KEN WHARRAM | @ TOR | 04/13/67 |
| Two goals by one player in a playoff game | 0:18 | DICK REDMOND | STL | 04/04/73 (15:02, 15:20) |
| Three goals by one player in a playoff game | 7:11 | DICK REDMOND | STL | 04/04/73 |
| | | | | (15:02, 15:20 of 1st, 2:13 of 2nd) |

GOALTENDER RECORDS IN PLAYOFFS

| | | | | |
|---------------------------------------|--------|-----------------------|--------------------------------------|--|
| Consecutive wins in a playoff year | 11 | ED BELFOUR | 1992 | |
| Most minutes played in a playoff year | 1,504 | COREY CRAWFORD | 2013 (23 games) | |
| Longest shutout sequence | 171:50 | GLENN HALL | 03/28/61 (15:36) to 04/01/61 (60:00) | |
| | | | 04/04/61 (60:00) to 04/06/61 (36:14) | |

CURRENT PLAYERS IN **BOLD RED**.

TEAM PLAYOFF RECORDS

BLACKHAWKS STANLEY CUP PLAYOFFS OVERTIME RECORD

| | OVERALL | | | | HOME | | | | ROAD | | | |
|--------------|------------|-----------|-----------|----------|-----------|-----------|-----------|----------|-----------|-----------|-----------|----------|
| | GP | W | L | T | GP | W | L | T | GP | W | L | T |
| 1ST OVERTIME | 71 | 36 | 34 | 1 | 33 | 19 | 13 | 1 | 38 | 17 | 21 | 0 |
| 2ND OVERTIME | 20 | 12 | 8 | 0 | 12 | 8 | 4 | 0 | 8 | 4 | 4 | 0 |
| 3RD OVERTIME | 10 | 6 | 3 | 1 | 4 | 3 | 1 | 0 | 6 | 3 | 2 | 1 |
| TOTAL | 101 | 54 | 45 | 2 | 49 | 30 | 18 | 1 | 52 | 24 | 27 | 1 |

MOST GOALS SCORED BY BLACKHAWKS IN THE PLAYOFFS

| | | | | |
|-------------------------|---|-------|----------|-------------------------------|
| In a period | 5 | NYR | 04/11/68 | 3rd |
| | | @ MTL | 05/08/73 | 2nd |
| | | MIN | 04/21/85 | 2nd |
| | | EDM | 05/12/85 | 1st |
| Shorthanded in a period | 2 | MTL | 05/03/73 | WHITE, MIKITA; 1st |
| Power-play in a period | 3 | @ VAN | 05/07/10 | TOEWS (2), SHARP ; 2nd |
| In a game | 9 | DET | 04/10/85 | |
| Shorthanded in a game | 2 | MTL | 05/03/73 | WHITE, MIKITA |
| | | MIN | 04/20/83 | WILSON, PATERSON |
| | | @ DET | 04/11/89 | PRESLEY, KONROYD |
| | | STL | 04/30/90 | LARMER, CREIGHTON |
| Power-play in a game | 5 | @ EDM | 05/14/85 | |

MOST GOALS AGAINST BLACKHAWKS IN THE PLAYOFFS

| | | | | |
|-------------------------|----|-------|----------|-----|
| In a period | 5 | @ MTL | 04/18/68 | 3rd |
| | | @ BOS | 04/28/74 | 2nd |
| | | BUF | 04/20/75 | 3rd |
| | | @ MIN | 04/08/91 | 1st |
| | | LAK | 05/21/14 | 3rd |
| Shorthanded in a period | 2 | @ EDM | 04/24/83 | 3rd |
| Power-play in a period | 3 | @ MIN | 04/08/91 | |
| In a game | 11 | @ EDM | 05/04/85 | |
| Shorthanded in a game | 2 | @ EDM | 04/24/83 | |
| Power-play in a game | 5 | MIN | 04/12/91 | |
| | | @ COL | 04/24/97 | |

TWO-TEAM TOTAL GOAL RECORDS FOR PLAYOFF GAMES

| | | | | |
|------------------------------|----|----------------|----------|-----|
| In a period | 8 | @ MTL | 05/08/73 | 2nd |
| Power-play goals in a period | 4 | @ DET | 04/04/65 | 3rd |
| | | @ EDM | 05/14/85 | 1st |
| | | @ MIN | 04/08/91 | 1st |
| | | @ VAN | 05/07/10 | 2nd |
| In a game | 15 | CHI 8 @ MTL 7 | 05/08/73 | |
| | | CHI 5 @ EDM 10 | 05/14/85 | |
| Shorthanded goals in a game | 2 | MTL | 05/03/73 | |
| | | MIN | 04/20/83 | |
| | | @ DET | 04/11/89 | |
| | | NSH | 04/24/10 | |
| Power-play goals in a game | 7 | CHI 5, EDM 2 | 05/14/85 | |

CURRENT PLAYERS IN **BOLD RED**.

MOST ASSISTS FOR AND AGAINST IN THE PLAYOFFS

| | | | |
|-----------------------------|----|-------|----------------|
| In a period | 9 | EDM | 05/12/85 (1st) |
| In a period, by an opponent | 10 | @ MIN | 04/08/91 (1st) |
| Game | 16 | @ DET | 04/13/85 |
| Game, by an opponent | 20 | @ EDM | 05/04/85 |

MOST POINTS FOR AND AGAINST IN THE PLAYOFFS

| | | | |
|----------------------------------|----|-------|---------------------|
| Points in a game | 24 | @ DET | 04/13/85 (8G, 16A) |
| Points in a game, by an opponent | 31 | @ EDM | 05/04/85 (11G, 20A) |

BLACKHAWKS PLAYOFF SERIES RECORDS

TWO-GAME SERIES

| | | | |
|--------------------------|----|----------------------|------|
| Most goals | 6 | MTL MAROONS | 1934 |
| Fewest goals | 0 | MTL MAROONS | 1935 |
| Most goals, both teams | 15 | BOS 10, CHI 5 | 1927 |
| Fewest goals, both teams | 1 | MTL MAROONS 1, CHI 0 | 1935 |

THREE-GAME SERIES

| | | | |
|--------------------------|----|-----------------------|------|
| Most goals | 23 | DET | 1985 |
| Fewest goals | 5 | NY AMERICANS | 1938 |
| Most goals, both teams | 31 | CHI 23, DET 8 | 1985 |
| Fewest goals, both teams | 10 | NY AMERICANS 5, CHI 5 | 1938 |

FOUR-GAME SERIES

| | | | |
|--------------------------|----|----------------|------|
| Most goals | 21 | EDM | 1992 |
| Fewest goals | 3 | MTL | 1976 |
| | | NYI | 1979 |
| | | NSH | 2017 |
| Most goals, both teams | 36 | EDM 25, CHI 11 | 1983 |
| Fewest goals, both teams | 16 | CHI 9, DET 7 | 1934 |
| | | MTL 13, CHI 3 | 1976 |
| | | NSH 13, CHI 3 | 2017 |

FIVE-GAME SERIES

| | | | |
|--------------------------|----|----------------|------|
| Most goals | 22 | STL | 1973 |
| | | MIN | 1983 |
| Fewest goals | 5 | STL | 2002 |
| Most goals, both teams | 38 | CHI 22, MIN 16 | 1983 |
| | | CHI 17, STL 21 | 1988 |
| Fewest goals, both teams | 17 | CHI 10, LAK 7 | 1974 |

SIX-GAME SERIES

| | | | |
|--------------------------|----|----------------|------|
| Most goals | 33 | MIN | 1985 |
| Fewest goals | 10 | DET | 1966 |
| | | TOR | 1994 |
| Most goals, both teams | 69 | EDM 44, CHI 25 | 1985 |
| Fewest goals, both teams | 25 | CHI 10, TOR 15 | 1994 |

SEVEN-GAME SERIES

| | | | |
|--------------------------|----|----------------|------|
| Most goals | 28 | STL | 1990 |
| Fewest goals | 12 | MTL | 1965 |
| Most goals, both teams | 51 | LAK 28, CHI 23 | 2014 |
| Fewest goals, both teams | 30 | MTL 18, CHI 12 | 1965 |

| |
|------------|
| LEADERSHIP |
| PLAYERS |
| 2016-17 |
| OPPONENTS |
| TRADITION |
| RECORDS |
| PLAYOFFS |
| HISTORY |
| MINORS |
| NHL |
| MEDIA |

TEAM PLAYOFF RECORDS

SHOTS BY A BLACKHAWKS TEAM

| | | | | |
|----------------------------------|----|-------|----------|---------------|
| Most shots in a period | 24 | DET | 04/14/61 | 3rd |
| | 24 | BUF | 04/20/80 | 2nd |
| Fewest shots in a period | 1 | @ LAK | 04/13/74 | 1st |
| | | @ BOS | 04/19/78 | 3rd |
| | | @ BUF | 04/16/80 | 1st |
| | | @ DET | 06/01/95 | 3rd |
| | | STL | 04/21/02 | 3rd |
| Most shots in a regulation game | 49 | TOR | 04/15/67 | 12-15-22 |
| Fewest shots in a game | 10 | @ LAK | 04/13/74 | |
| Most shots in an overtime period | 14 | CGY | 04/11/81 | |
| | 14 | COL | 04/20/97 | |
| | 14 | @ ANA | 05/19/15 | |
| Most shots in an overtime game | 65 | CGY | 04/11/81 | 14-19-15-14-3 |

SHOTS AGAINST A BLACKHAWKS TEAM

| | | | | |
|----------------------------------|----|-------|----------|-----|
| Most shots in a period | 26 | MTL | 03/28/61 | 1st |
| Fewest shots in a period | 1 | STL | 04/23/02 | 1st |
| Most shots in a regulation game | 56 | @ BOS | 04/11/75 | |
| Most shots in an overtime game | 62 | @ ANA | 05/19/15 | |
| Fewest shots in a game | 13 | STL | 04/10/73 | |
| Most shots in an overtime period | 17 | @ NSH | 04/15/15 | |
| | 17 | ANA | 05/23/15 | |

PENALTY RECORDS IN THE PLAYOFFS

| | | | | |
|---|-----|----------|----------|------------------|
| Penalties in a period | 15 | VAN | 05/06/82 | 1st |
| Penalty minutes in a period | 83 | VAN | 05/06/82 | 1st |
| Penalties in a period, both teams | 28 | VAN (13) | 05/06/82 | 1st |
| Penalty minutes in a period, both teams | 164 | VAN (83) | 05/06/82 | 1st |
| Penalty minutes in a game | 104 | CGY | 05/06/89 | |
| Most penalties in a game | 22 | MIN | 04/10/91 | |
| Penalty minutes in a game, both teams | 188 | VAN | 04/29/82 | VAN 106, CHI 82 |
| Penalties in a playoff series | 90 | MIN | 1991 | |
| Penalty minutes in a playoff series | 280 | MIN | 1991 | |
| Penalty minutes in a playoff series, both teams | 560 | VAN | 1982 | VAN 285, CHI 275 |

QUICKEST

| | | | | |
|--|------|-------|----------|--|
| Goal from start of game | 0:09 | @ TOR | 04/13/67 | WHARRAM |
| Two goals in a game | 0:10 | STL | 04/20/90 | 3rd period MURRAY (8:37), THOMAS (8:47) |
| Two goals in a game, by an opponent | 0:05 | @ DET | 04/11/65 | 2nd period NORM ULLMAN (17:35, 17:40) |
| Two goals in a game, by defensemen on one team | 0:17 | VAN | 04/19/11 | 2nd period CAMPBELL (5:18), KEITH (5:35) |
| Three goals in a game | 1:25 | @ CGY | 04/21/96 | 2nd period AMONTE (1:52), WEINRICH (2:29), B. SUTTER (3:17) |
| Three goals in a game, by an opponent | 2:24 | @ TOR | 04/07/38 | 3rd period DRILLON (9:44), PARSONS (11:29, 12:08) |

OVERTIME GAMES

| | | | | |
|---|-------|------------------|----------|----------------|
| Longest | 56:12 | @ ANA | 05/19/15 | MARCUS KRUGER |
| Longest, home | 52:12 | MTL | 03/26/61 | MURRAY BALFOUR |
| Longest, away | 56:12 | @ ANA | 05/19/15 | MARCUS KRUGER |
| Shortest | 0:12 | CGY | 04/16/09 | MARTIN HAVLAT |
| | | @ PIT | 04/09/72 | PIT MARTIN |
| Shortest, home | 0:12 | CGY | 04/16/09 | MARTIN HAVLAT |
| Shortest, away | 0:12 | @ PIT | 04/09/72 | PIT MARTIN |
| Most overtime games in one playoff year | 7 | 1995, 2013, 2014 | | |

GWG

LEADERSHIP

PLAYERS

2016-17

OPPONENTS

TRADITION

RECORDS

PLAYOFFS

HISTORY

MINORS

NHL

MEDIA

SHUTOUTS FOR AND AGAINST IN THE PLAYOFFS

| | | |
|--------------------------------|----|--|
| Total for | 32 | 21 home, 11 away |
| Total against | 41 | 18 home, 23 away |
| Most for in a playoff year | 2 | 1931, 1934, 1938, 1961, 1962, 1971, 1974, 2010, 2015 |
| Most against in a playoff year | 3 | 1965, 1994, 2002 |

SHUTOUTS IN THE PLAYOFFS

| | | | |
|------------------------------------|--------|------------|----------|
| Longest shutout sequence | 171:50 | GLENN HALL | 1961 |
| Opponents longest shutout sequence | 207:44 | STL | 2002 |
| Largest shutout at home | 4-0 | MTL | 03/24/38 |
| | | DET | 04/13/65 |
| Largest shutout on road | 5-0 | @ VAN | 04/21/11 |
| Largest shutout against at home | 7-0 | DET | 04/10/66 |
| Largest shutout against on road | 7-0 | @ COL | 04/24/97 |

BLACKHAWKS STANLEY CUP-WINNING GOALS

| YEAR | PLAYER | OPPONENT | TIME | SCORE | SERIES WIN |
|------|---------------------|----------|-------------------|-------|------------|
| 1934 | HAROLD "MUSH" MARCH | DET | 30:05, overtime | 1-0 | 3-1 |
| 1938 | CARL VOSS | TOR | 16:45, 2nd period | 4-1 | 3-1 |
| 1961 | AB McDONALD | DET | 18:49, 2nd period | 5-1 | 4-2 |
| 2010 | PATRICK KANE | PHI | 4:06, overtime | 4-3 | 4-2 |
| 2013 | DAVE BOLLAND | BOS | 19:01, 3rd period | 3-2 | 4-2 |
| 2015 | DUNCAN KEITH | TBL | 17:13, 2nd period | 2-0 | 4-2 |

CURRENT PLAYERS IN **BOLD RED**.



LEADERSHIP

PLAYERS

2016-17

OPPONENTS

TRADITION

RECORDS

PLAYOFFS

HISTORY

MINORS

NHL

MEDIA

PLAYOFF COACHING LEDGER



| COACH | PLAYOFF GAMES | WON | LOST | TIED | PCT. | SERIES RECORD | CUP WINS | YEARS |
|-------------------------|------------------|------------|------------|----------|-------------|------------------|-------------|--------------|
| JOEL QUENNEVILLE | 128 | 76 | 52 | - | .594 | 16-6 | 3 | 2009- |
| BILL REAY | 117 | 57 | 60 | - | .487 | 10-12 | | 1963-77 |
| MIKE KEENAN | 60 | 33 | 27 | - | .550 | 7-4 | | 1988-92 |
| RUDY PILOUS | 40 | 18 | 22 | - | .450 | 3-4 | 1 | 1957-63 |
| BOB PULFORD | 45 | 17 | 28 | - | .378 | 4-6 | | 1977-85 |
| DARRYL SUTTER | 26 | 11 | 15 | - | .423 | 2-3 | | 1992-95 |
| ORVAL TESSIER | 18 | 9 | 9 | - | .500 | 2-2 | | 1982-85 |
| CRAIG HARTSBURG | 16 | 8 | 8 | - | .500 | 1-2 | | 1996-98 |
| BILL STEWART | 10 | 7 | 3 | - | .700 | 3-0 | 1 | 1937-39 |
| PAUL THOMPSON | 19 | 7 | 12 | - | .368 | 2-4 | | 1938-45 |
| TOM GORMAN | 8 | 6 | 1 | 1 | .812 | 3-0 | 1 | 1933-34 |
| DICK IRVIN | 9 | 5 | 3 | 1 | .611 | 2-1 | | 1930-32 |
| SID ABEL | 7 | 3 | 4 | - | .428 | 0-1 | | 1952-54 |
| EDDIE JOHNSTON | 7 | 3 | 4 | - | .428 | 1-1 | | 1979-80 |
| BILL TOBIN | 4 | 1 | 2 | 1 | .375 | 0-2 | | 1929-32 |
| CLEM LOUGHLIN | 4 | 1 | 2 | 1 | .375 | 0-2 | | 1934-37 |
| BRIAN SUTTER | 5 | 1 | 4 | - | .200 | 0-1 | | 2001-02 |
| BOB MURDOCH | 5 | 1 | 4 | - | .200 | 0-1 | | 1987-88 |
| PETER MULDOON | 2 | 0 | 1 | 1 | .250 | 0-1 | | 1926-27 |
| BILL WHITE | 2 | 0 | 2 | - | .000 | 0-1 | | 1976-77 |
| KEITH MAGNUSON | 3 | 0 | 3 | - | .000 | 0-1 | | 1980-82 |
| JOHN GOTTSSELIG | 4 | 0 | 4 | - | .000 | 0-1 | | 1944-48 |
| TOTALS | 539 | 264 | 270 | 5 | .490 | 56-57 | 6 | |



April 10, 1934

HAROLD "MUSH" MARCH breaks a scoreless tie in overtime of Game 4 of the 1934 Stanley Cup Final against Detroit. The history-making shot against Red Wings goaltender Wilf Cude won the first Cup in Blackhawks history.

March 28-30, 1944

MAX BENTLEY scores a hat trick in consecutive games, marking the first two playoff hat tricks in team history and helping the Blackhawks clinch their Stanley Cup Semifinals series against Detroit.

April 4, 1961

With a 3-0 shutout from **GLENN HALL**, the Blackhawks defeat the Montreal Canadiens, who ousted them from their previous two playoffs, in the semifinals en route to winning the 1961 Stanley Cup championship.

April 14, 1968

Head Coach **BILLY REAY** becomes the winningest coach in Blackhawks playoff history with a 2-1 victory in New York against the Rangers, passing **RUDY PILLOUS**. His 57 career playoff wins are eventually passed by **JOEL QUENNEVILLE** (76 wins as of the 2017 Stanley Cup Playoffs).

May 10, 1973

PIT MARTIN scores the first hat trick in Blackhawks Stanley Cup Final history in a 6-4 loss to Montreal, the deciding game of the series.

April 23, 1982

Goaltender **TONY ESPOSITO** earns his sixth career playoff shutout, a franchise record, as the Blackhawks defeat St. Louis in the division finals of the 1982 playoffs.

April 24, 1992

The Blackhawks defeat the St. Louis Blues 5-3 at St. Louis Arena, the first of a franchise-record 11 straight playoff victories. The Blackhawks go on to win the Campbell Conference championship.

April 28, 1994

The Blackhawks play their final game at Chicago Stadium, dropping the Western Conference Quarterfinal series against Toronto with a 6-4 loss in Game 6.

May 25-27, 1995

CHRIS CHELIOS scores the overtime game-winning goal in consecutive contests to help the Blackhawks sweep the Vancouver Canucks in their conference semifinals series.

LEADERSHIP

PLAYERS

2016-17

OPPONENTS

TRADITION

RECORDS

PLAYOFFS

HISTORY

MINORS

NHL

MEDIA

PLAYOFF MOMENTS

April 16, 2009

MARTIN HAVLAT's game-winner 12 seconds into overtime ties a franchise record for fastest postseason overtime goal as the Blackhawks defeat the Calgary Flames 3-2 for their first Stanley Cup Playoffs victory in seven years.

May 11, 2009

PATRICK KANE records his first career hat trick, pushing the Blackhawks into the Western Conference Final with a series-clinching 7-5 win over Vancouver in Game 6 at the United Center.

April 24, 2010

Down one goal and facing elimination, **PATRICK KANE** scores a shorthanded tally against the Nashville Predators with 14 seconds left in regulation to force overtime. **MARIAN HOSSA** puts in the game-winning goal seconds after serving a major penalty, and the Blackhawks go on to defeat Nashville in six games.

May 5-7, 2010

DUSTIN BYFUGLIEN and **JONATHAN TOEWS** record back-to-back hat tricks while on the road in Vancouver, leading the Blackhawks to an eventual 4-2 conference semifinals win over the Canucks for the second year in a row.

May 16, 2010

Rookie goalie **ANTTI NIEMI** deflects 44 of 45 shots as the Blackhawks beat the San Jose Sharks 2-1 in Game 1 of the Western Conference Final. Niemi earns the First Star of the Game and will eventually stop 129 of 136 shots during the series, helping Chicago sweep the No. 1 seed from the West and advance to the Stanley Cup Final for the first time since 1992.

June 9, 2010

Just 4:06 into overtime in Game 6 of the Stanley Cup Final, **PATRICK KANE** scores what turns out to be the game- (and Cup-) winning goal, but only he seems to know that the puck is in the net. The goal light at the Wachovia Center in Philadelphia is never triggered, but replays confirm Kane's goal, and the Chicago Blackhawks clinch their first Stanley Cup since 1961.

April 24, 2011

First-year forward **BEN SMITH** finds the back of the net at 15:30 of overtime in Game 6 of the conference quarterfinals, forcing Game 7 against the Canucks, who had previously held a 3-0 series lead over the Blackhawks. On the play, a long shot by defenseman **NIKLAS HJALMARSSON** is parried away by Vancouver goaltender Roberto Luongo, and Smith backhands the rebound in for his third goal of the postseason.

April 12-21, 2012

By forcing overtime in the first five games of the 2012 Western Conference Quarterfinals, the Chicago-Arizona series becomes the second in NHL history to have five consecutive tilts decided in extra time, after the 1951 Stanley Cup Final between Toronto and Montreal went to overtime in all five games. Additionally, the Blackhawks become the first team in league history to have seven straight playoff matchups end in overtime, dating back to Game 6 of the 2011 Western Conference Quarterfinals against Vancouver. After scoring game-tying goals with less than 15 seconds remaining in regulation in Games 1 and 2, Chicago also becomes the first team in NHL history to do so in consecutive games of a postseason series. Rookie **BRANDON SAAD**, 19, becomes the youngest Blackhawk skater to make his playoff debut since Dean McAmmond (18y, 312d) on April 22, 1992, when he suits up for Game 4 on April 19. Rookie **BRANDON BOLLIG** becomes the first Blackhawks player to record a postseason goal as his first NHL point since Warren Rychel (April 6, 1991 vs. MIN).

May 27, 2013

With the Blackhawks carrying a 3-2 lead over the Detroit Red Wings in Game 6 of the Western Conference Semifinals, **MICHAEL FROLIK** earns a penalty shot after being tripped on a breakaway. He scores, becoming the first player in NHL history to convert two penalty shots in the Stanley Cup Playoffs. Frolik's first successful attempt was against Cory Schneider of the Vancouver Canucks on April 24, 2011, in Game 6 of the conference quarterfinals.

May 29, 2013

BRENT SEABROOK scores at 3:35 of overtime to lift the Blackhawks over the Detroit Red Wings 2-1 in Game 7 of the conference semifinals, marking the first time in franchise history that the team has recovered from a 3-1 series deficit to reach the next round.

June 8, 2013

In Game 5 of the Western Conference Final, **PATRICK KANE** collects his second career hat trick (both have occurred in the playoffs) to lead the Blackhawks to a 4-3 overtime victory over the Los Angeles Kings. Kane scores twice in regulation, then notches the game-winner at 11:40 of the second overtime period off a pass from **JONATHAN TOEWS**. The Blackhawks win the series 4-1 to claim their third Western Conference title (1992, 2010) and advance to the Stanley Cup Final.

LEADERSHIP

PLAYERS

2016-17

OPPONENTS

TRADITION

RECORDS

PLAYOFFS

HISTORY

MINORS

NHL

MEDIA

June 12, 2013

The opening game of the 2013 Stanley Cup Final is an instant classic, as the Blackhawks edge the Boston Bruins 4-3 in triple overtime to take a 1-0 lead in the series. **ANDREW SHAW** scores the game-winner after 52:08 of extra hockey when the puck deflects off his shinpad and past Tuukka Rask. The game marks the third-longest playoff game in franchise history and the fifth-longest game ever played in the Stanley Cup Final.

June 19, 2013

Down 2-1 to Boston in the Stanley Cup Final, the Blackhawks engage the Bruins in a wild shootout in Game 4 at TD Garden. Ten different scorers account for 11 goals between the two teams, the last of which is **BRENT SEABROOK**'s goal at 9:51 of overtime to give Chicago a 6-5 win. Seabrook's tally sets a franchise record for career overtime goals (regular and postseason).

June 24, 2013

The Blackhawks score two goals in 17 seconds in the final 1:16 of Game 6 in Boston, turning a 2-1 deficit into a 3-2 victory and clinching the organization's fifth Stanley Cup. With Chicago's goaltender pulled, **BRYAN BICKELL** takes a feed from **JONATHAN TOEWS** and jams the puck past Tuukka Rask to tie the game at 18:44 of the third period. **DAVE BOLLAND** scores the game-winning goal on a rebound at 19:01, the latest timestamp in league history for a Stanley Cup-winning goal in a regulation game. **PATRICK KANE** is named the 2013 Conn Smythe Trophy winner after recording a team-leading 19 points (9G, 10A) in 23 games.

April 21-27, 2014

JONATHAN TOEWS became the 24th player in NHL history to score at least three game-winning goals in a series, after netting the GWG in Games 3, 5 and 6 against the St. Louis Blues in the Western Conference First Round. Toews and **PATRICK KANE** finish the postseason sharing the NHL lead with 4 GWG apiece. Toews currently paces the Blackhawks' all-time list and shares sixth among active NHLers with 10 career playoff GWG.

May 2-4, 2014

MARIAN HOSSA records back-to-back three-point efforts in Games 1 and 2 of the Western Conference Second Round against the Minnesota Wild (1G, 5A), becoming the second player to accomplish that feat for the Blackhawks since 1995. **JONATHAN TOEWS** previously posted consecutive three-point games in Games 3 and 4 of the 2010 Western Conference Semifinals vs. Vancouver.

May 13, 2014

PATRICK KANE nets the series-clinching goal 9:42 into overtime in Game 6 of the Western Conference Second Round vs. Minnesota, marking his fourth career overtime postseason goal; he currently holds the franchise record and shares fourth in league history with four playoff OT goals. With the 2-1 victory, Chicago advances to the Western Conference Final for the fourth time in five years.

May 28, 2014

MICHAL HANDZUS nets his second career postseason game-winner with a goal 2:04 into the second overtime period to give Chicago a 5-4 win over the Los Angeles Kings in Game 5 of the Western Conference Final. **PATRICK KANE** posts a playoff career-high four points (4A), and **BRANDON SAAD** notches a postseason career-high three points (1G, 2A).

May 30, 2014

The Blackhawks overcome a 3-2 third-period deficit at Los Angeles to win 4-3 and even the series at 3-3, forcing Game 7 after falling behind 3-1 in the series. The game marks the second straight contest in which Chicago rallied from a third-period deficit; they are only the fourth team in Stanley Cup Playoffs history to win consecutive elimination games when trailing in the third period.

April 15, 2015

The Blackhawks open their 2015 postseason campaign with a 4-3 double-overtime win in Game 1 of the First Round at Nashville, marking four straight playoff years that have begun with overtime games. **SCOTT DARLING** makes his NHL playoff debut in relief of **COREY CRAWFORD** to start the second period and stops all 42 shots he faces, setting a league record for longest relief appearance without allowing a goal. **DUNCAN KEITH** nets his first career playoff OT winner at 7:49 of the second overtime, and rookie **TEUVO TERAVAINEN** collects his first NHL playoff point with an assist on **NIKLAS HJALMARSSON**'s opening goal.

April 21, 2015

Chicago takes a commanding 3-1 series lead over the Predators with a 3-2 effort decided in the first minute of triple overtime, as **SCOTT DARLING** makes a career-high 50 saves on 52 shots in Game 4. Defenseman **BRENT SEABROOK** nets his second goal of the playoffs and third career overtime winner with a blast from the high slot 1:00 into the third extra frame.

LEADERSHIP

PLAYERS

2016-17

OPPONENTS

TRADITION

RECORDS

PLAYOFFS

HISTORY

MINORS

NHL

MEDIA

PLAYOFF MOMENTS

May 3, 2015

With his two-goal effort—including the game-winner—propelling the Blackhawks to a 4-1 win over Minnesota in Game 2 of the Western Conference Second Round, **PATRICK KANE** breaks the 100-point plateau in his playoff career, ending the night with 101 points in 101 games.

May 7, 2015

PATRICK KANE extends his goal streak to a career-long five games and his point streak to seven games (matching a career best) with a goal and an assist as the Blackhawks complete the four-game sweep over Minnesota, eliminating their divisional rivals from the playoffs for the third year in a row. **MARIAN HOSSA**'s empty-netter stands as the first such goal to clinch a series since 1991.

May 19, 2015

MARCUS KRUGER's goalmouth tally at 56:12 ends a marathon triple-overtime Game 4 in Anaheim, setting a record for longest game in franchise history; the previous mark was 53:50 against Montreal on April 9, 1951. Nine players set career highs in playoff ice time, while **COREY CRAWFORD** makes a career-best 60 saves on 62 shots.

June 3-13, 2015

The Blackhawks and Lightning play five consecutive one-goal games to open the 2015 Stanley Cup Final, matching the historical closeness of the 1951 Final between Toronto and Montreal. Up to this point, the two teams are tied or separated by just one goal for the entire series, marking the first Final in which neither team has a multi-goal lead at any point in the opening five games; additionally, the winning goal has been scored in the third period in each contest, including two in the final 5 minutes of regulation (**ANTOINE VERMETTE** at 15:26 of Game 1 and Cedric Paquette at 16:49 of Game 3). Vermette also scores the game-winner in Game 5, becoming the sixth player in NHL history to net two GWG in the Final after joining the team midseason.

June 15, 2015

Capping off a postseason for the history books, **DUNCAN KEITH** scores the Cup-winning goal late in the second period in a 2-0 win to help the Blackhawks clinch their sixth Stanley Cup and third in the last six years. **COREY CRAWFORD** makes 25 saves for his second shutout of the playoffs, matching a career high and tying a franchise record with 45 career playoff wins; he's the second goaltender in team history to register a shutout in a Cup-clinching game (C. Gardiner, 1934). Keith wins the Conn Smythe Trophy, becoming the first defenseman to do so since 2007 (S. Niedermayer). Keith's 21 points (3G, 18A) equal a franchise record for defensemen in a playoff year, and he becomes the fourth skater to log 700 minutes in one postseason (since TOL was introduced 1998).

April 25, 2016

The Blackhawks twice held off elimination vs. the St. Louis Blues in the Western Conference First Round, coming back to tie the series at 3-3 after being down 3-1, but fell 3-2 in Game 7 at Scottrade Center.

LEADERSHIP

PLAYERS

2016-17

OPPONENTS

TRADITION

RECORDS

PLAYOFFS

HISTORY


MINORS

NHL

MEDIA

2017-18 CHICAGO BLACKHAWKS

HISTORY



SEASON-BY-SEASON RECORD

| | YEAR | COACH | GC | W | L | T | OTL | DIV. RK | GF | GA | PTS |
|------------|---------|---------------------|-----------|-----------|-----------|-----------|----------|----------|------------|------------|-----------|
| LEADERSHIP | 1926-27 | PETER MULDOON | 44 | 19 | 22 | 3 | - | 3 | 115 | 116 | 41 |
| | 1927-28 | BARNEY STANLEY | 23 | 4 | 17 | 2 | - | - | 32 | 61 | 10 |
| | | HUGH LEHMAN | 21 | 3 | 17 | 1 | - | - | 36 | 73 | 7 |
| | 1928-29 | HERB GARDINER | 44 | 7 | 29 | 8 | - | 5 | 33 | 85 | 22 |
| | 1929-30 | TOM SHAUGHNESSY | 21 | 10 | 8 | 3 | - | - | 61 | 53 | 23 |
| | | BILL TOBIN | 23 | 11 | 10 | 2 | - | - | 56 | 58 | 24 |
| | 1930-31 | DICK IRVIN | 44 | 24 | 17 | 3 | - | 2 | 108 | 78 | 51 |
| | 1931-32 | DICK IRVIN | 5 | 3 | 1 | 1 | - | - | 9 | 6 | 7 |
| | | BILL TOBIN | 43 | 15 | 18 | 10 | - | - | 77 | 95 | 40 |
| | 1932-33 | EMIL IVERSON | 21 | 8 | 7 | 6 | - | - | 38 | 39 | 22 |
| PLAYERS | | GODFREY MATHESON | 2 | 0 | 2 | 0 | - | - | 3 | 7 | 0 |
| | | TOM GORMAN | 25 | 8 | 11 | 6 | - | - | 47 | 55 | 22 |
| | 1933-34 | TOM GORMAN | 48 | 20 | 17 | 11 | - | 2 | 88 | 83 | 51 |
| | 1934-35 | CLEM LOUGHLIN | 48 | 26 | 17 | 5 | - | 2 | 118 | 88 | 57 |
| | 1935-36 | CLEM LOUGHLIN | 48 | 21 | 19 | 8 | - | 3 | 93 | 92 | 50 |
| | 1936-37 | CLEM LOUGHLIN | 48 | 14 | 27 | 7 | - | 4 | 99 | 131 | 35 |
| | 1937-38 | BILL STEWART | 48 | 14 | 25 | 9 | - | 3 | 97 | 139 | 37 |
| | 1938-39 | BILL STEWART | 21 | 8 | 10 | 3 | - | - | 50 | 54 | 19 |
| | | PAUL THOMPSON | 27 | 4 | 18 | 5 | - | - | 41 | 78 | 13 |
| | 1939-40 | PAUL THOMPSON | 48 | 23 | 19 | 6 | - | 4 | 112 | 120 | 52 |
| OPPONENTS | 1940-41 | PAUL THOMPSON | 48 | 16 | 25 | 7 | - | 5 | 112 | 139 | 39 |
| | 1941-42 | PAUL THOMPSON | 48 | 22 | 23 | 3 | - | 4 | 145 | 155 | 47 |
| | 1942-43 | PAUL THOMPSON | 50 | 17 | 18 | 15 | - | 5 | 179 | 180 | 49 |
| | 1943-44 | PAUL THOMPSON | 50 | 22 | 23 | 5 | - | 4 | 178 | 187 | 49 |
| | 1944-45 | PAUL THOMPSON | 42 | 9 | 27 | 6 | - | - | 108 | 162 | 24 |
| | | JOHN GOTTSSELIG | 8 | 4 | 3 | 1 | - | - | 33 | 32 | 9 |
| | 1945-46 | JOHN GOTTSSELIG | 50 | 23 | 20 | 7 | - | 3 | 200 | 178 | 53 |
| | 1946-47 | JOHN GOTTSSELIG | 60 | 19 | 37 | 4 | - | 6 | 193 | 274 | 42 |
| | 1947-48 | JOHN GOTTSSELIG | 28 | 7 | 19 | 2 | - | - | 93 | 124 | 16 |
| | | CHARLES CONACHER | 32 | 13 | 15 | 4 | - | - | 102 | 101 | 30 |
| RECORDS | 1948-49 | CHARLES CONACHER | 60 | 21 | 31 | 8 | - | 5 | 173 | 211 | 50 |
| | 1949-50 | CHARLES CONACHER | 70 | 22 | 38 | 10 | - | 6 | 203 | 244 | 54 |
| | 1950-51 | EBBIE GOODFELLOW | 70 | 13 | 47 | 10 | - | 6 | 171 | 280 | 36 |
| | 1951-52 | EBBIE GOODFELLOW | 70 | 17 | 44 | 9 | - | 6 | 158 | 241 | 43 |
| | 1952-53 | SID ABEL | 70 | 27 | 28 | 15 | - | 4 | 169 | 175 | 69 |
| | 1953-54 | SID ABEL | 70 | 12 | 51 | 7 | - | 6 | 133 | 242 | 31 |
| | 1954-55 | FRANK EDDOLLS | 70 | 13 | 40 | 17 | - | 6 | 161 | 235 | 43 |
| | 1955-56 | DICK IRVIN | 70 | 19 | 39 | 12 | - | 6 | 155 | 216 | 50 |
| | 1956-57 | TOM IVAN | 70 | 16 | 39 | 15 | - | 6 | 169 | 225 | 47 |
| | 1957-58 | TOM IVAN | 33 | 10 | 17 | 6 | - | - | 55 | 81 | 26 |
| PLAYOFFS | | RUDY PILOUS | 37 | 14 | 22 | 1 | - | - | 108 | 121 | 29 |
| | 1958-59 | RUDY PILOUS | 70 | 28 | 29 | 13 | - | 3 | 197 | 208 | 69 |
| | 1959-60 | RUDY PILOUS | 70 | 28 | 29 | 13 | - | 3 | 191 | 180 | 69 |
| | 1960-61 | RUDY PILOUS | 70 | 29 | 24 | 17 | - | 3 | 198 | 180 | 75 |
| | 1961-62 | RUDY PILOUS | 70 | 31 | 26 | 13 | - | 3 | 217 | 186 | 75 |
| | 1962-63 | RUDY PILOUS | 70 | 32 | 21 | 17 | - | 2 | 194 | 178 | 81 |
| | 1963-64 | BILL REAY | 70 | 36 | 22 | 12 | - | 2 | 218 | 169 | 84 |
| | 1964-65 | BILL REAY | 70 | 34 | 28 | 8 | - | 3 | 224 | 176 | 76 |
| | 1965-66 | BILL REAY | 70 | 37 | 25 | 8 | - | 2 | 240 | 187 | 82 |
| | 1966-67 | BILL REAY | 70 | 41 | 17 | 12 | - | 1 | 264 | 170 | 94 |
| HISTORY | 1967-68 | BILL REAY | 74 | 32 | 26 | 16 | - | 4 | 212 | 222 | 80 |
| | 1968-69 | BILL REAY | 76 | 34 | 33 | 9 | - | 6 | 280 | 246 | 77 |
| | 1969-70 | BILL REAY | 76 | 45 | 22 | 9 | - | 1 | 250 | 170 | 99 |
| | 1970-71 | BILL REAY | 78 | 49 | 20 | 9 | - | 1 | 277 | 184 | 107 |
| | 1971-72 | BILL REAY | 78 | 46 | 17 | 15 | - | 1 | 256 | 166 | 107 |
| | 1972-73 | BILL REAY | 78 | 42 | 27 | 9 | - | 1 | 284 | 225 | 93 |
| | 1973-74 | BILL REAY | 78 | 41 | 14 | 23 | - | 2 | 272 | 164 | 105 |
| | 1974-75 | BILL REAY | 80 | 37 | 35 | 8 | - | 3 | 268 | 241 | 82 |
| | 1975-76 | BILL REAY | 80 | 32 | 30 | 18 | - | 1 | 254 | 261 | 82 |
| | 1976-77 | BILL REAY | 34 | 10 | 19 | 5 | - | - | 105 | 128 | 25 |
| MINORS | | BILL WHITE | 46 | 16 | 24 | 6 | - | - | 135 | 170 | 38 |
| | | | | | | | | | | | |
| | | | | | | | | | | | |
| | | | | | | | | | | | |
| | | | | | | | | | | | |
| | | | | | | | | | | | |
| | | | | | | | | | | | |
| | | | | | | | | | | | |
| | | | | | | | | | | | |
| | | | | | | | | | | | |
| NHL | | | | | | | | | | | |
| | | | | | | | | | | | |
| | | | | | | | | | | | |
| | | | | | | | | | | | |
| | | | | | | | | | | | |
| | | | | | | | | | | | |
| | | | | | | | | | | | |
| | | | | | | | | | | | |
| | | | | | | | | | | | |
| | | | | | | | | | | | |
| MEDIA | | | | | | | | | | | |
| | | | | | | | | | | | |
| | | | | | | | | | | | |
| | | | | | | | | | | | |
| | | | | | | | | | | | |
| | | | | | | | | | | | |
| | | | | | | | | | | | |
| | | | | | | | | | | | |
| | | | | | | | | | | | |
| | | | | | | | | | | | |

SEASON-BY-SEASON RECORD

| YEAR | COACH | GC | W | L | T | OTL | DIV. RK | GF | GA | PTS |
|------------|---------------------|----|----|----|----|-----|---------|-----|-----|-----|
| 1977-78 | BOB PULFORD | 80 | 32 | 29 | 19 | - | 1 | 230 | 220 | 83 |
| 1978-79 | BOB PULFORD | 80 | 29 | 36 | 15 | - | 1 | 244 | 277 | 73 |
| 1979-80 | EDDIE JOHNSTON | 80 | 34 | 27 | 19 | - | 1 | 241 | 250 | 87 |
| 1980-81 | KEITH MAGNUSON | 80 | 31 | 33 | 16 | - | 2 | 304 | 315 | 78 |
| 1981-82 | KEITH MAGNUSON | 59 | 21 | 28 | 10 | - | - | 254 | 272 | 52 |
| | BOB PULFORD | 21 | 9 | 10 | 2 | - | - | 78 | 91 | 20 |
| 1982-83 | ORVAL TESSIER | 80 | 47 | 23 | 10 | - | 1 | 338 | 268 | 104 |
| 1983-84 | ORVAL TESSIER | 80 | 30 | 42 | 8 | - | 4 | 277 | 311 | 68 |
| 1984-85 | ORVAL TESSIER | 53 | 22 | 28 | 3 | - | - | 205 | 205 | 47 |
| | BOB PULFORD | 27 | 16 | 7 | 4 | - | - | 104 | 94 | 36 |
| 1985-86 | BOB PULFORD | 80 | 39 | 33 | 8 | - | 1 | 351 | 349 | 86 |
| 1986-87 | BOB PULFORD | 80 | 29 | 37 | 14 | - | 3 | 290 | 310 | 72 |
| 1987-88 | BOB MURDOCH | 80 | 30 | 41 | 9 | - | 3 | 284 | 328 | 69 |
| 1988-89 | MIKE KEENAN | 80 | 27 | 41 | 12 | - | 4 | 297 | 335 | 66 |
| 1989-90 | MIKE KEENAN | 80 | 41 | 33 | 6 | - | 1 | 316 | 294 | 88 |
| 1990-91 | MIKE KEENAN | 80 | 49 | 23 | 8 | - | 1 | 284 | 211 | 106 |
| 1991-92 | MIKE KEENAN | 80 | 36 | 29 | 15 | - | 2 | 257 | 236 | 87 |
| 1992-93 | DARRYL SUTTER | 84 | 47 | 25 | 12 | - | 1 | 279 | 230 | 106 |
| 1993-94 | DARRYL SUTTER | 84 | 39 | 36 | 9 | - | 5 | 254 | 240 | 87 |
| 1994-95 | DARRYL SUTTER | 48 | 24 | 19 | 5 | - | 3 | 156 | 115 | 53 |
| 1995-96 | CRAIG HARTSBURG | 82 | 40 | 28 | 14 | - | 2 | 273 | 220 | 94 |
| 1996-97 | CRAIG HARTSBURG | 82 | 34 | 35 | 13 | - | 5 | 223 | 210 | 81 |
| 1997-98 | CRAIG HARTSBURG | 82 | 30 | 39 | 13 | - | 5 | 192 | 199 | 73 |
| 1998-99 | DIRK GRAHAM | 59 | 16 | 35 | 8 | - | - | 131 | 190 | 40 |
| | LORNE MOLLEKEN | 23 | 13 | 6 | 4 | - | - | 71 | 58 | 30 |
| 1999-2000* | LORNE MOLLEKEN | 24 | 5 | 13 | 4 | 2 | - | 57 | 77 | 16 |
| | BOB PULFORD | 58 | 28 | 24 | 6 | 0 | - | 185 | 168 | 62 |
| 2000-01* | ALPO SUHONEN | 82 | 29 | 40 | 8 | 5 | 4 | 210 | 246 | 71 |
| 2001-02* | BRIAN SUTTER | 82 | 41 | 27 | 13 | 1 | 3 | 210 | 207 | 96 |
| 2002-03* | BRIAN SUTTER | 82 | 30 | 33 | 13 | 6 | 3 | 207 | 226 | 79 |
| 2003-04* | BRIAN SUTTER | 82 | 20 | 43 | 11 | 8 | 5 | 188 | 259 | 59 |
| 2004-05 | - SEASON CANCELED - | | | | | | | | | |
| 2005-06* | TRENT YAWNEY | 82 | 26 | 43 | - | 13 | 4 | 211 | 285 | 65 |
| 2006-07* | TRENT YAWNEY | 21 | 7 | 12 | - | 2 | - | 49 | 67 | 16 |
| | DENIS SAVARD | 61 | 24 | 30 | - | 7 | - | 152 | 191 | 55 |
| 2007-08* | DENIS SAVARD | 82 | 40 | 34 | - | 8 | 3 | 234 | 231 | 88 |
| 2008-09* | DENIS SAVARD | 4 | 1 | 2 | - | 1 | - | 10 | 12 | 3 |
| | JOEL QUENNEVILLE | 78 | 45 | 22 | - | 11 | - | 250 | 197 | 101 |
| 2009-10* | JOEL QUENNEVILLE | 82 | 52 | 22 | - | 8 | 1 | 271 | 209 | 112 |
| 2010-11* | JOEL QUENNEVILLE | 82 | 44 | 29 | - | 9 | 3 | 258 | 225 | 97 |
| 2011-12* | JOEL QUENNEVILLE | 82 | 45 | 26 | - | 11 | 4 | 248 | 238 | 101 |
| 2012-13* | JOEL QUENNEVILLE | 48 | 36 | 7 | - | 5 | 1 | 155 | 102 | 77 |
| 2013-14* | JOEL QUENNEVILLE | 82 | 46 | 21 | - | 15 | 3 | 261 | 212 | 107 |
| 2014-15* | JOEL QUENNEVILLE | 82 | 48 | 28 | - | 6 | 3 | 220 | 186 | 102 |
| 2015-16* | JOEL QUENNEVILLE | 82 | 47 | 26 | - | 9 | 3 | 235 | 209 | 103 |
| 2016-17* | JOEL QUENNEVILLE | 82 | 50 | 23 | - | 9 | 1 | 244 | 213 | 109 |

Stanley Cup champions indicated in **BOLD RED**.

* Teams receive one point in the standings for each overtime loss and are credited with an overtime loss only.

LEADERSHIP

PLAYERS

2016-17

OPPONENTS

TRADITION

RECORDS

PLAYOFFS

HISTORY

MINORS

NHL

MEDIA

ALL-TIME HOME/ROAD RECORD

| | | | | | | | | | | |
|------------|---------|---------|-----------|-----------|---------|----------|---------|--------|-----|-------|
| LEADERSHIP | PLAYERS | 2016-17 | OPPONENTS | TRADITION | RECORDS | PLAYOFFS | HISTORY | MINORS | NHL | MEDIA |
|------------|---------|---------|-----------|-----------|---------|----------|---------|--------|-----|-------|

HOME RECORD

| YEAR | GP | W | L | T | OTL | GF | GA | PTS |
|---------|----|----|----|----|-----|-----|-----|-----|
| 1926-27 | 22 | 12 | 8 | 2 | - | 64 | 47 | 26 |
| 1927-28 | 22 | 2 | 18 | 2 | - | 27 | 60 | 6 |
| 1928-29 | 22 | 3 | 13 | 6 | - | 14 | 36 | 12 |
| 1929-30 | 22 | 12 | 9 | 1 | - | 63 | 53 | 25 |
| 1930-31 | 22 | 13 | 8 | 1 | - | 63 | 39 | 27 |
| 1931-32 | 24 | 13 | 5 | 6 | - | 53 | 39 | 32 |
| 1932-33 | 24 | 12 | 7 | 5 | - | 52 | 43 | 29 |
| 1933-34 | 24 | 13 | 4 | 7 | - | 50 | 29 | 33 |
| 1934-35 | 24 | 12 | 9 | 3 | - | 60 | 42 | 27 |
| 1935-36 | 24 | 15 | 7 | 2 | - | 54 | 38 | 32 |
| 1936-37 | 24 | 8 | 13 | 3 | - | 44 | 51 | 19 |
| 1937-38 | 24 | 10 | 10 | 4 | - | 53 | 59 | 24 |
| 1938-39 | 24 | 5 | 13 | 6 | - | 49 | 59 | 17 |
| 1939-40 | 24 | 15 | 7 | 2 | - | 61 | 41 | 32 |
| 1940-41 | 24 | 11 | 10 | 3 | - | 58 | 58 | 25 |
| 1941-42 | 24 | 15 | 8 | 1 | - | 83 | 66 | 31 |
| 1942-43 | 25 | 14 | 3 | 8 | - | 103 | 67 | 36 |
| 1943-44 | 25 | 15 | 6 | 4 | - | 98 | 75 | 34 |
| 1944-45 | 25 | 9 | 14 | 2 | - | 80 | 87 | 20 |
| 1945-46 | 25 | 15 | 5 | 5 | - | 111 | 72 | 35 |
| 1946-47 | 30 | 10 | 17 | 3 | - | 92 | 108 | 23 |
| 1947-48 | 30 | 10 | 17 | 3 | - | 92 | 104 | 23 |
| 1948-49 | 30 | 13 | 12 | 5 | - | 93 | 89 | 31 |
| 1949-50 | 35 | 13 | 18 | 4 | - | 110 | 110 | 30 |
| 1950-51 | 35 | 8 | 22 | 5 | - | 94 | 131 | 21 |
| 1951-52 | 35 | 9 | 19 | 7 | - | 79 | 108 | 25 |
| 1952-53 | 35 | 14 | 11 | 10 | - | 83 | 66 | 38 |
| 1953-54 | 35 | 8 | 21 | 6 | - | 69 | 98 | 22 |
| 1954-55 | 35 | 6 | 21 | 8 | - | 82 | 111 | 20 |
| 1955-56 | 35 | 9 | 19 | 7 | - | 75 | 103 | 25 |
| 1956-57 | 35 | 12 | 15 | 8 | - | 91 | 91 | 32 |
| 1957-58 | 35 | 15 | 17 | 3 | - | 83 | 86 | 33 |
| 1958-59 | 35 | 14 | 12 | 9 | - | 106 | 96 | 37 |
| 1959-60 | 35 | 18 | 11 | 6 | - | 111 | 81 | 42 |
| 1960-61 | 35 | 20 | 6 | 9 | - | 120 | 76 | 49 |
| 1961-62 | 35 | 20 | 10 | 5 | - | 114 | 76 | 45 |
| 1962-63 | 35 | 17 | 9 | 9 | - | 94 | 93 | 43 |
| 1963-64 | 35 | 26 | 4 | 5 | - | 127 | 68 | 57 |
| 1964-65 | 35 | 20 | 13 | 2 | - | 122 | 83 | 52 |
| 1965-66 | 35 | 21 | 8 | 6 | - | 131 | 88 | 48 |
| 1966-67 | 35 | 24 | 5 | 6 | - | 133 | 62 | 54 |
| 1967-68 | 37 | 20 | 13 | 4 | - | 120 | 111 | 44 |
| 1968-69 | 38 | 20 | 14 | 4 | - | 158 | 121 | 44 |
| 1969-70 | 38 | 26 | 7 | 5 | - | 145 | 69 | 57 |
| 1970-71 | 39 | 30 | 6 | 3 | - | 153 | 78 | 63 |

ROAD RECORD

| GP | W | L | T | OTL | GF | GA | PTS |
|----|----|----|----|-----|-----|-----|-----|
| 22 | 7 | 14 | 1 | - | 51 | 69 | 15 |
| 22 | 5 | 16 | 1 | - | 41 | 74 | 11 |
| 22 | 4 | 16 | 2 | - | 19 | 49 | 10 |
| 22 | 9 | 9 | 4 | - | 54 | 58 | 22 |
| 22 | 11 | 9 | 2 | - | 45 | 39 | 24 |
| 24 | 5 | 14 | 5 | - | 33 | 62 | 15 |
| 24 | 4 | 13 | 7 | - | 36 | 58 | 15 |
| 24 | 7 | 13 | 4 | - | 38 | 54 | 18 |
| 24 | 14 | 8 | 2 | - | 58 | 46 | 30 |
| 24 | 6 | 12 | 6 | - | 39 | 54 | 18 |
| 24 | 6 | 14 | 4 | - | 55 | 80 | 16 |
| 24 | 4 | 15 | 5 | - | 44 | 80 | 13 |
| 24 | 7 | 15 | 2 | - | 42 | 73 | 15 |
| 24 | 8 | 12 | 4 | - | 51 | 79 | 20 |
| 24 | 5 | 15 | 4 | - | 54 | 81 | 13 |
| 24 | 7 | 15 | 2 | - | 62 | 89 | 16 |
| 25 | 3 | 15 | 7 | - | 76 | 113 | 13 |
| 25 | 7 | 17 | 1 | - | 80 | 112 | 15 |
| 25 | 4 | 16 | 5 | - | 61 | 107 | 13 |
| 25 | 8 | 15 | 2 | - | 89 | 106 | 18 |
| 30 | 9 | 20 | 1 | - | 101 | 166 | 19 |
| 30 | 10 | 17 | 3 | - | 103 | 121 | 23 |
| 30 | 8 | 19 | 3 | - | 80 | 122 | 19 |
| 35 | 9 | 20 | 6 | - | 93 | 134 | 24 |
| 35 | 5 | 25 | 5 | - | 77 | 149 | 15 |
| 35 | 8 | 25 | 2 | - | 79 | 133 | 18 |
| 35 | 13 | 17 | 5 | - | 86 | 109 | 31 |
| 35 | 4 | 30 | 1 | - | 64 | 144 | 9 |
| 35 | 7 | 19 | 9 | - | 79 | 124 | 23 |
| 35 | 10 | 20 | 5 | - | 80 | 113 | 25 |
| 35 | 4 | 24 | 7 | - | 78 | 134 | 15 |
| 35 | 9 | 22 | 4 | - | 80 | 116 | 22 |
| 35 | 14 | 17 | 4 | - | 91 | 112 | 32 |
| 35 | 10 | 18 | 7 | - | 80 | 99 | 27 |
| 35 | 9 | 18 | 8 | - | 78 | 104 | 26 |
| 35 | 11 | 16 | 8 | - | 103 | 110 | 30 |
| 35 | 15 | 12 | 8 | - | 100 | 85 | 38 |
| 35 | 10 | 18 | 7 | - | 91 | 101 | 27 |
| 35 | 14 | 15 | 6 | - | 102 | 93 | 34 |
| 35 | 16 | 17 | 2 | - | 109 | 99 | 34 |
| 35 | 17 | 12 | 6 | - | 131 | 108 | 40 |
| 37 | 12 | 13 | 12 | - | 92 | 111 | 36 |
| 38 | 14 | 19 | 5 | - | 122 | 125 | 33 |
| 38 | 19 | 15 | 4 | - | 105 | 101 | 42 |
| 39 | 19 | 14 | 6 | - | 124 | 106 | 44 |

ALL-TIME HOME/ROAD RECORD

| YEAR | HOME RECORD | | | | | | | | | ROAD RECORD | | | | | | | | |
|-------------|---------------------|----|----|----|-----|-----|-----|-----|--|---------------------|----|----|----|-----|-----|-----|-----|--|
| | GP | W | L | T | OTL | GF | GA | PTS | | GP | W | L | T | OTL | GF | GA | PTS | |
| 1971-72 | 39 | 28 | 3 | 8 | - | 139 | 63 | 64 | | 39 | 18 | 14 | 7 | - | 117 | 103 | 43 | |
| 1972-73 | 39 | 26 | 9 | 4 | - | 161 | 94 | 56 | | 39 | 16 | 18 | 5 | - | 123 | 131 | 37 | |
| 1973-74 | 39 | 20 | 6 | 13 | - | 142 | 85 | 53 | | 39 | 21 | 8 | 10 | - | 130 | 79 | 52 | |
| 1974-75 | 40 | 24 | 12 | 4 | - | 157 | 105 | 52 | | 40 | 13 | 23 | 4 | - | 111 | 136 | 30 | |
| 1975-76 | 40 | 17 | 15 | 8 | - | 137 | 134 | 42 | | 40 | 15 | 15 | 10 | - | 117 | 127 | 40 | |
| 1976-77 | 40 | 19 | 16 | 5 | - | 142 | 130 | 43 | | 40 | 7 | 27 | 6 | - | 98 | 168 | 20 | |
| 1977-78 | 40 | 20 | 9 | 11 | - | 128 | 92 | 51 | | 40 | 12 | 20 | 8 | - | 102 | 128 | 32 | |
| 1978-79 | 40 | 18 | 12 | 10 | - | 128 | 117 | 46 | | 40 | 11 | 24 | 5 | - | 116 | 160 | 27 | |
| 1979-80 | 40 | 21 | 12 | 7 | - | 128 | 112 | 49 | | 40 | 13 | 15 | 12 | - | 113 | 138 | 38 | |
| 1980-81 | 40 | 21 | 11 | 8 | - | 171 | 145 | 50 | | 40 | 10 | 22 | 8 | - | 133 | 170 | 28 | |
| 1981-82 | 40 | 20 | 13 | 7 | - | 182 | 152 | 47 | | 40 | 10 | 25 | 5 | - | 150 | 211 | 25 | |
| 1982-83 | 40 | 29 | 8 | 3 | - | 190 | 124 | 61 | | 40 | 18 | 15 | 7 | - | 148 | 144 | 43 | |
| 1983-84 | 40 | 25 | 13 | 2 | - | 157 | 135 | 52 | | 40 | 5 | 29 | 6 | - | 120 | 176 | 16 | |
| 1984-85 | 40 | 22 | 16 | 2 | - | 161 | 138 | 46 | | 40 | 16 | 19 | 5 | - | 148 | 161 | 37 | |
| 1985-86 | 40 | 23 | 12 | 5 | - | 184 | 161 | 51 | | 40 | 16 | 21 | 3 | - | 167 | 189 | 35 | |
| 1986-87 | 40 | 18 | 13 | 9 | - | 168 | 152 | 45 | | 40 | 11 | 24 | 5 | - | 122 | 158 | 27 | |
| 1987-88 | 40 | 21 | 17 | 2 | - | 164 | 158 | 44 | | 40 | 9 | 24 | 7 | - | 120 | 170 | 25 | |
| 1988-89 | 40 | 16 | 14 | 10 | - | 165 | 153 | 42 | | 40 | 11 | 27 | 2 | - | 132 | 182 | 24 | |
| 1989-90 | 40 | 25 | 13 | 2 | - | 165 | 135 | 52 | | 40 | 16 | 20 | 4 | - | 151 | 159 | 36 | |
| 1990-91 | 40 | 28 | 8 | 4 | - | 162 | 103 | 60 | | 40 | 21 | 15 | 4 | - | 122 | 108 | 46 | |
| 1991-92 | 40 | 23 | 9 | 8 | - | 156 | 110 | 54 | | 40 | 13 | 20 | 7 | - | 101 | 126 | 33 | |
| 1992-93* | 42 | 25 | 11 | 6 | - | 155 | 115 | 56 | | 42 | 22 | 14 | 6 | - | 124 | 115 | 50 | |
| 1993-94* | 42 | 21 | 16 | 5 | - | 137 | 126 | 47 | | 42 | 18 | 20 | 4 | - | 117 | 114 | 40 | |
| 1994-95† | 24 | 11 | 10 | 3 | - | 73 | 57 | 25 | | 24 | 13 | 9 | 2 | - | 83 | 58 | 28 | |
| 1995-96 | 41 | 22 | 13 | 6 | - | 139 | 108 | 50 | | 41 | 18 | 15 | 8 | - | 134 | 112 | 44 | |
| 1996-97 | 41 | 16 | 21 | 4 | - | 105 | 112 | 36 | | 41 | 18 | 14 | 9 | - | 118 | 98 | 45 | |
| 1997-98 | 41 | 14 | 19 | 8 | - | 82 | 90 | 36 | | 41 | 16 | 20 | 5 | - | 110 | 109 | 37 | |
| 1998-99 | 41 | 20 | 17 | 4 | - | 109 | 112 | 44 | | 41 | 9 | 24 | 8 | - | 93 | 136 | 26 | |
| 1999-2000** | 41 | 16 | 19 | 5 | 1 | 125 | 123 | 38 | | 41 | 17 | 18 | 5 | 1 | 117 | 122 | 40 | |
| 2000-01** | 41 | 14 | 21 | 4 | 2 | 94 | 123 | 34 | | 41 | 15 | 19 | 4 | 3 | 116 | 123 | 37 | |
| 2001-02** | 41 | 28 | 7 | 5 | 1 | 114 | 81 | 62 | | 41 | 13 | 20 | 8 | 0 | 102 | 126 | 34 | |
| 2002-03** | 41 | 17 | 15 | 7 | 2 | 101 | 103 | 43 | | 41 | 13 | 18 | 6 | 4 | 106 | 123 | 36 | |
| 2003-04** | 41 | 13 | 17 | 6 | 5 | 98 | 116 | 37 | | 41 | 7 | 26 | 5 | 3 | 90 | 143 | 22 | |
| 2004-05 | - SEASON CANCELED - | | | | | | | | | - SEASON CANCELED - | | | | | | | | |
| 2005-06** | 41 | 16 | 19 | - | 6 | 109 | 127 | 38 | | 41 | 10 | 24 | - | 7 | 102 | 158 | 27 | |
| 2006-07** | 41 | 17 | 20 | - | 4 | 88 | 107 | 38 | | 41 | 14 | 22 | - | 5 | 113 | 151 | 33 | |
| 2007-08** | 41 | 23 | 16 | - | 2 | 128 | 102 | 48 | | 41 | 17 | 18 | - | 6 | 111 | 133 | 40 | |
| 2008-09** | 41 | 24 | 9 | - | 8 | 138 | 100 | 56 | | 41 | 22 | 15 | - | 4 | 122 | 109 | 48 | |
| 2009-10** | 41 | 29 | 8 | - | 4 | 134 | 98 | 62 | | 41 | 23 | 14 | - | 4 | 128 | 105 | 50 | |
| 2010-11** | 41 | 24 | 17 | - | 0 | 128 | 108 | 48 | | 41 | 20 | 12 | - | 9 | 124 | 112 | 49 | |
| 2011-12** | 41 | 27 | 8 | - | 6 | 134 | 108 | 60 | | 41 | 18 | 18 | - | 5 | 107 | 123 | 41 | |
| 2012-13**† | 24 | 18 | 3 | - | 3 | 74 | 54 | 39 | | 24 | 18 | 4 | - | 2 | 75 | 43 | 38 | |
| 2013-14** | 41 | 27 | 7 | - | 7 | 140 | 92 | 61 | | 41 | 19 | 14 | - | 8 | 121 | 120 | 46 | |
| 2014-15** | 41 | 24 | 12 | - | 5 | 112 | 91 | 53 | | 41 | 24 | 16 | - | 1 | 108 | 95 | 49 | |
| 2015-16** | 41 | 26 | 11 | - | 4 | 120 | 83 | 56 | | 41 | 21 | 15 | - | 5 | 114 | 124 | 47 | |
| 2016-17** | 41 | 26 | 10 | - | 5 | 126 | 96 | 57 | | 41 | 24 | 13 | - | 4 | 114 | 116 | 52 | |

Stanley Cup champions indicated in **BOLD RED**.

*Includes two neutral-site games, one "home" and one "road."

† There were only 48 regular-season games played during the 1994-95 and 2012-13 seasons due to a lockout.


**Teams receive one point in the standings for each overtime loss and are credited with an overtime loss only.

| |
|------------|
| LEADERSHIP |
| PLAYERS |
| 2016-17 |
| OPPONENTS |
| TRADITION |
| RECORDS |
| PLAYOFFS |
| HISTORY |
| MINORS |
| NHL |
| MEDIA |

COACHING LEDGER



BILLY REAY



JOEL QUENNEVILLE



RUDY PILOUS

| |
|------------|
| LEADERSHIP |
| PLAYERS |
| 2016-17 |
| OPPONENTS |
| TRADITION |
| RECORDS |
| PLAYOFFS |
| HISTORY |
| MINORS |
| NHL |
| MEDIA |

| COACH | REGULAR SEASON | | | | | | STANLEY CUP PLAYOFFS | | |
|-------------------------|----------------|--------------|--------------|------------|------------|-------------|----------------------|-----------|--------------|
| | GAMES | W | L | T | OTL* | PCT. | STANLEY CUPS | SEA | YEARS |
| BILL REAY | 1,012 | 516 | 335 | 161 | ---- | .589 | 0 | 14 | 1963-77 |
| JOEL QUENNEVILLE | 700 | 413 | 204 | - | 83 | .649 | 3 | 9 | 2008- |
| BOB PULFORD | 426 | 182 | 176 | 68 | ---- | .507 | 0 | 7 | 1977-2000 |
| RUDY PILOUS | 387 | 162 | 151 | 74 | ---- | .514 | 1 | 6 | 1957-63 |
| MIKE KEENAN | 320 | 153 | 126 | 41 | ---- | .542 | 0 | 4 | 1988-92 |
| PAUL THOMPSON | 313 | 113 | 153 | 47 | ---- | .436 | 0 | 7 | 1938-45 |
| DARRYL SUTTER | 216 | 110 | 80 | 26 | ---- | .569 | 0 | 3 | 1992-95 |
| CRAIG HARTSBURG | 246 | 104 | 102 | 40 | ---- | .504 | 0 | 3 | 1995-98 |
| ORVAL TESSIER | 213 | 99 | 93 | 21 | ---- | .514 | 0 | 3 | 1982-85 |
| BRIAN SUTTER | 246 | 91 | 103 | 37 | 15 | .476 | 0 | 3 | 2001-04 |
| DENIS SAVARD | 147 | 65 | 66 | - | 16 | .497 | 0 | 3 | 2006-08 |
| CLEM LOUGHLIN | 144 | 61 | 63 | 20 | ---- | .493 | 0 | 3 | 1934-37 |
| CHARLES CONACHER | 162 | 56 | 84 | 22 | ---- | .414 | 0 | 3 | 1948-50 |
| JOHN GOTTSSELIG | 146 | 53 | 79 | 14 | ---- | .411 | 0 | 4 | 1944-48 |
| KEITH MAGNUSON | 139 | 52 | 61 | 26 | ---- | .468 | 0 | 2 | 1980-82 |
| DICK IRVIN | 119 | 46 | 57 | 16 | ---- | .454 | 0 | 2 | 1930-32 |
| SID ABEL | 140 | 39 | 79 | 22 | ---- | .357 | 0 | 2 | 1952-54 |
| EDDIE JOHNSTON | 80 | 34 | 27 | 19 | ---- | .544 | 0 | 1 | 1979-80 |
| TRENT YAWNEY | 103 | 33 | 55 | - | 15 | .393 | 0 | 2 | 2005-07 |
| BOB MURDOCH | 80 | 30 | 41 | 9 | ---- | .413 | 0 | 1 | 1987-88 |
| EBBIE GOODFELLOW | 140 | 30 | 91 | 19 | ---- | .282 | 0 | 2 | 1950-52 |
| ALPO SUHONEN | 82 | 29 | 40 | 8 | 5 | .433 | 0 | 1 | 2000-01 |
| TOM GORMAN | 73 | 28 | 28 | 17 | ---- | .500 | 1 | 1 | 1933-34 |
| BILL TOBIN | 66 | 26 | 28 | 12 | ---- | .485 | 0 | 3 | 1929-32 |
| TOMMY IVAN | 103 | 26 | 56 | 21 | ---- | .354 | 0 | 2 | 1956-58 |
| BILL STEWART | 69 | 22 | 35 | 12 | ---- | .406 | 1 | 2 | 1937-39 |
| PETER MULDOON | 44 | 19 | 22 | 3 | ---- | .466 | 0 | 1 | 1926-27 |
| LORNE MOLLEKEN | 47 | 18 | 19 | 8 | 2 | .489 | 0 | 2 | 1998-2000 |
| BILL WHITE | 46 | 16 | 24 | 6 | ---- | .413 | 0 | 1 | 1976-77 |
| DIRK GRAHAM | 59 | 16 | 35 | 8 | ---- | .339 | 0 | 1 | 1998-99 |
| FRANK EDDOLLS | 70 | 13 | 40 | 17 | ---- | .307 | 0 | 1 | 1954-55 |
| TOM SHAUGHNESSY | 21 | 10 | 8 | 3 | ---- | .548 | 0 | 1 | 1929-30 |
| EMIL IVERSON | 21 | 8 | 7 | 6 | ---- | .523 | 0 | 1 | 1932-33 |
| HERB GARDINER | 44 | 7 | 29 | 8 | ---- | .250 | 0 | 1 | 1928-29 |
| BARNEY STANLEY | 23 | 4 | 17 | 2 | ---- | .217 | 0 | 1 | 1927-28 |
| HUGH LEHMAN | 21 | 3 | 17 | 1 | ---- | .167 | 0 | 1 | 1927-28 |
| GODFREY MATHESON | 2 | 0 | 2 | 0 | ---- | .000 | 0 | 1 | 1932-33 |
| TOTALS | 6,270 | 2,687 | 2,633 | 814 | 136 | .504 | 6 | 90 | 1926- |

*Teams receive one point in the standings for each overtime or shootout loss and are credited with an OTL only.

RECORD VS. DEFUNCT CLUBS

| TEAM | HOME | | | | | | ROAD | | | | | | TOTAL | | | | | |
|--------|------|-------|-------|-----|-----|-----|------|-------|-------|-----|-----|-----|-------|---------|-------|-----|-----|-----|
| | GP | W-L | T/OTL | GF | GA | PTS | GP | W-L | T/OTL | GF | GA | PTS | GP | W-L | T/OTL | GF | GA | PTS |
| BRK | 4 | 4-0 | 0 | 16 | 7 | 8 | 4 | 2-2 | 0 | 13 | 11 | 4 | 8 | 6-2 | 0 | 29 | 18 | 12 |
| CAL | 23 | 17-4 | 2 | 89 | 48 | 36 | 24 | 10-9 | 5 | 69 | 61 | 25 | 47 | 27-13 | 7 | 158 | 109 | 61 |
| CLE | 4 | 3-1 | 0 | 22 | 8 | 6 | 4 | 1-3 | 0 | 8 | 12 | 2 | 8 | 4-4 | 0 | 30 | 20 | 8 |
| MTL | 31 | 15-10 | 6 | 78 | 65 | 36 | 31 | 8-20 | 3 | 60 | 97 | 19 | 62 | 23-30 | 9 | 138 | 162 | 55 |
| NYA | 43 | 22-13 | 8 | 105 | 70 | 52 | 43 | 13-21 | 9 | 84 | 96 | 35 | 86 | 35-34 | 17 | 189 | 166 | 87 |
| OTT | 16 | 8-6 | 2 | 44 | 36 | 18 | 16 | 7-5 | 4 | 29 | 32 | 18 | 32 | 15-11 | 6 | 73 | 68 | 36 |
| PHI | 3 | 3-0 | 0 | 21 | 6 | 6 | 3 | 3-0 | 0 | 11 | 2 | 6 | 6 | 6-0 | 0 | 32 | 8 | 12 |
| PIT | 12 | 5-6 | 1 | 24 | 22 | 11 | 12 | 6-6 | 0 | 34 | 32 | 12 | 24 | 11-12 | 1 | 58 | 54 | 23 |
| STL | 3 | 2-0 | 1 | 9 | 6 | 5 | 3 | 2-1 | 0 | 8 | 3 | 4 | 6 | 4-1 | 1 | 17 | 9 | 9 |
| TOTALS | 139 | 79-40 | 20 | 408 | 268 | 178 | 140 | 52-67 | 21 | 316 | 346 | 125 | 279 | 131-107 | 41 | 724 | 614 | 303 |

BRK = Brooklyn Americans: 1941-42

CAL = California Golden Seals: 1967-68 (Oakland Seals) to 1975-76 (moved to Cleveland)

CLE = Cleveland Barons: 1976-77 to 1977-78 (merged with Minnesota)

MTL = Montreal Maroons: 1926-27 to 1937-38

NYA = New York Americans: 1926-27 to 1940-41

OTT = Ottawa Senators: 1926-27 to 1933-34

PHI = Philadelphia Quakers: 1930-31

PIT = Pittsburgh Pirates: 1926-27 to 1929-30

STL = St. Louis Eagles: 1934-35

REGULAR-SEASON TEAM MILESTONES

| | | | |
|-------------------------|-------|--------------------------|--------|
| GAMES PLAYED: | 6,270 | GOALS FOR: | 18,605 |
| WINS: | 2,687 | GOALS AGAINST: | 18,677 |
| LOSSES: | 2,633 | SHUTOUTS FOR: | 430 |
| TIES: | 814 | SHUTOUTS AGAINST: | 428 |
| OVERTIME LOSSES: | 136* | TOTAL POINTS: | 6,324 |

* Overtime and shootout losses since 1999-2000, when the league began awarding one point for those results.

| MILESTONE | DATE | OPPONENT | SCORE |
|---------------------|---------------|----------|----------|
| 1ST WIN: | NOV. 17, 1926 | TOR | 4-1 |
| 100TH WIN: | DEC. 8, 1932 | DET | 3-1 |
| 250TH WIN: | JAN. 7, 1941 | @ NYR | 3-2 |
| 500TH WIN: | DEC. 20, 1953 | TOR | 4-1 |
| 750TH WIN: | JAN. 23, 1964 | @ BOS | 3-1 |
| 1,000TH WIN: | DEC. 2, 1970 | BOS | 4-3 |
| 1,250TH WIN: | JAN. 30, 1977 | CLE | 9-3 |
| 1,500TH WIN: | NOV. 17, 1984 | @ HFD | 7-0 |
| 1,750TH WIN: | OCT. 31, 1991 | NYI | 4-3 |
| 2,000TH WIN: | NOV. 29, 1998 | @ EDM | 3-2 |
| 2,250TH WIN: | DEC. 22, 2007 | @ OTT | 4-3 (OT) |
| 2,500TH WIN: | OCT. 15, 2013 | @ CAR | 3-2 (SO) |



NOV. 22, 1917

The National Hockey League is organized in Montreal.

SEPT. 25, 1926

The city of Chicago receives an NHL franchise. The team owner is Major Frederic McLaughlin, a coffee baron.

NOV. 17, 1926

The newly-formed Chicago Blackhawks hockey team plays its first game ever at the Chicago Coliseum against the Toronto St. Patricks, winning 4-1.

MARCH 28, 1929

Chicago Stadium opens to the public with a boxing match. The Stadium is the enterprise of Paddy Harmon, a sports promoter, built at the cost of \$6 million.

DEC. 15, 1929

The Chicago Blackhawks play their first game at Chicago Stadium. They win 3-1 over the Pittsburgh Pirates.

DEC. 18, 1932

The Chicago Bears defeat Portsmouth 9-0 in the first NFL title game played at Chicago Stadium.

MARCH 14, 1933

The only forfeit in Blackhawks history occurs when the players refuse to return to the ice after their coach, Tom Gorman, was ejected by referee Bill Stewart. Although the score reads 3-2, Boston is awarded a 1-0 forfeit victory.

MARCH 19, 1933

The first afternoon game in NHL history is played in Chicago. Detroit defeats Chicago 4-3.

APRIL 10, 1934

The Blackhawks win their first Stanley Cup, defeating Detroit 1-0 in the second overtime period. Harold "Mush" March gets the game-winner.

JUNE 13, 1934

Outstanding Blackhawks goaltender Charlie Gardiner dies of a brain tumor at age 29, just eight weeks after the team won the Stanley Cup.

MARCH 8, 1937

Onetime Blackhawk Howie Morenz dies of a heart attack in a Montreal hospital 39 days after suffering a broken leg in a game against the Blackhawks.

APRIL 3, 1938

Alfie Moore plays his one and only game as a Blackhawk against Toronto in a Stanley Cup Final game and helps the team beat the Leafs 3-1.

APRIL 12, 1938

The Blackhawks win their second Stanley Cup, defeating the Toronto Maple Leafs in the Final 4-1.

MARCH 18, 1940

The first chartered flight in NHL history occurs as the Chicago Blackhawks fly to Toronto for the first round of the Stanley Cup Final.

MARCH 4, 1941

Goaltender Sam LoPresti makes an NHL-record 80 saves on 83 shots against Boston; however, the Blackhawks lose to the Bruins 3-2.

MARCH 16, 1941

Blackhawks coach Paul Thompson pulls goaltender Sam LoPresti for an extra attacker in the season's final regular-season game, the first time the tactic is used in an NHL game.

JAN. 28, 1943

Max Bentley scores seven points (4G, 3A) against the New York Rangers.

FEB. 20, 1944

A "perfect game" is played at Chicago Stadium between the Blackhawks and the Toronto Maple Leafs. The game ends in a scoreless tie, and there are no penalties called.

DEC. 17, 1944

Major Frederic McLaughlin, first owner of the Blackhawks, passes away.

FEB. 23, 1947

Goaltender Emile Francis debuts at Chicago Stadium against Boston in front of 20,004 fans.

NOV. 4, 1947

Blackhawks trade Max Bentley to Toronto for Gus Bodnar, Gaye Stewart, Bob Goldham, Bud Poile and Ernie Dickens.

NOV. 3, 1948

Chicago hosts its first All-Star Game, as the All-Stars defeat Toronto 3-1.

JAN. 17, 1952

Bill Mosienko scores his 200th career goal.

MARCH 23, 1952

Bill Mosienko scores three goals in 21 seconds, an NHL record.

SEPT. 11, 1952

Bill Tobin sells his controlling interest in the Blackhawks to the owners of Chicago Stadium: James E. Norris, James D. Norris and Arthur M. Wirtz.

DEC. 4, 1952

James E. Norris dies of a heart attack.

JULY 8, 1954

Tommy Ivan is named general manager of the Blackhawks.

DEC. 18, 1954

Maurice "Rocket" Richard scores his 400th goal in Chicago Stadium.

JAN. 5, 1957

CBS televises the first network hockey game and introduces "Peter Puck" to audiences, as the New York Rangers defeat Chicago 4-1.

JAN. 19, 1960

Blackhawks captain Ed Litzenberger and his wife are involved in an auto accident. Litzenberger is seriously injured, and his wife is killed.

MARCH 26, 1961

Murray Balfour scores at 52:12 in the third overtime period of a Stanley Cup Playoffs game to beat Montreal 2-1.

APRIL 16, 1961

Blackhawks win a third Stanley Cup, defeating the Detroit Red Wings 5-1 in Game 6 of the Final.

OCT. 7, 1961

The All-Stars defeat the Blackhawks 3-1 in the second All-Star Game played in Chicago.

JAN. 17, 1962

Glenn Hall plays his 500th consecutive game, playoffs included, in goal. He is honored for his achievement before the game.

NOV. 7, 1962

Glenn Hall's regular-season NHL record of 502 consecutive games ends after he leaves the game with a pinched nerve.

FEB. 25, 1966

James D. Norris, co-owner of the Chicago Blackhawks, dies at age 59. William (Bill) Wirtz assumes the position of president.

MARCH 12, 1966

Bobby Hull becomes the first player to score more than 50 goals in a season when he notches his 51st in the third period against New York Rangers goaltender Cesare Maniago.

MARCH 12, 1967

The Blackhawks clinch first place as regular-season NHL champions and receive the Prince of Wales Trophy for the first time in team history.

MAY 15, 1967

Chicago trades Phil Esposito, Ken Hodge and Fred Stanfield to Boston for Gilles Marotte, Pit Martin and Jack Norris, in one of the biggest trades in franchise history.

JAN. 30, 1969

The Blackhawks record their biggest shutout ever, winning 12-0 at Philadelphia.

JUNE 15, 1969

The Blackhawks claim rookie goaltender Tony Esposito from the Montreal Canadiens for \$25,000.

FEB. 21, 1970

Bobby Hull scores his 500th career goal against New York Rangers goaltender Ed Giacomin.

MARCH 29, 1970

Tony Esposito records his 15th shutout of the season, setting a modern-day shutout record.

APRIL 5, 1970

Chicago defeats Montreal 10-2 in the final game of the regular season to take first place after a last place finish the previous season.

JAN. 19, 1971

The Blackhawks place 11 players on the West All-Star squad, which defeats the East 2-1 in Minnesota.

MARCH 25, 1972

Bobby Hull scores his 600th career goal against Boston Bruins goaltender Gerry Cheevers.

APRIL 2, 1972

Bobby Hull scores his last goal as a Blackhawk, No. 604, against Detroit Red Wings goaltender Andy Brown.

JAN. 29, 1974

The third All-Star Game held at Chicago Stadium pits the West Division against the East Division. The West All-Stars prevail 6-4.

APRIL 6, 1975

The Blackhawks win their 1,200th game with a 5-0 result over Minnesota. It is also the 500th NHL victory overall for Head Coach Billy Reay.

FEB. 26, 1976

Billy Reay wins his 500th game as head coach of the Blackhawks, a 6-2 victory over the Los Angeles Kings.

FEB. 27, 1977

Stan Mikita scores his 500th career goal against Vancouver Canucks goaltender Cesare Maniago.

MARCH 13, 1979

The Blackhawks and Atlanta Flames complete an eight-player trade. The Blackhawks acquire Tom Lysiak, Harold Phillipoff, Pat Ribble, Greg Fox and Miles Zaharko in exchange for Ivan Boldirev, Phil Russell and Darcy Rota.

OCT. 19, 1980

The Blackhawks retire the first jersey in team history, honoring Stan Mikita's No. 21.

FEB. 3, 1982

Grant Mulvey records seven points (5G, 2A) against St. Louis, setting a new team record for goals. His seven points also tie Max Bentley's franchise-record game total (4G, 3A), set on Jan. 28, 1943.

MARCH 22, 1982

Denis Savard breaks Bobby Hull's single-season record of 107 points. He finishes the season with 119 points (52G, 87A).

APRIL 4, 1982

Doug Wilson scores his 39th goal, setting a record for Blackhawks defensemen.

MAY 10, 1982

Chicago's farm team, the New Brunswick Hawks, captures the AHL Calder Cup. Orval Tessier is chosen as the top AHL head coach for 1981-82.

| | | | | | | | | | | |
|------------|---------|---------|-----------|-----------|---------|----------|---------|--------|-----|-------|
| LEADERSHIP | PLAYERS | 2016-17 | OPPONENTS | TRADITION | RECORDS | PLAYOFFS | HISTORY | MINORS | NHL | MEDIA |
|------------|---------|---------|-----------|-----------|---------|----------|---------|--------|-----|-------|

DATES TO REMEMBER

| |
|------------|
| LEADERSHIP |
| PLAYERS |
| 2016-17 |
| OPPONENTS |
| TRADITION |
| RECORDS |
| PLAYOFFS |
| HISTORY |
| MINORS |
| NHL |
| MEDIA |

MARCH 20, 1983

Al Secord becomes the second Blackhawk in team history to score 50 goals in a season. Secord scored his 50th goal against Mike Palmateer and the Toronto Maple Leafs at Chicago Stadium.

JULY 21, 1983

Arthur Wirtz, owner and chairman of the board of the Chicago Blackhawks, passes away.

OCT. 30, 1983

Blackhawk forward Tom Lysiak receives a 20-game suspension for tripping a game referee, the third longest in NHL history.

DEC. 18, 1983

The Chicago Blackhawks retire the second jersey in team history: No. 9, honoring Bobby "The Golden Jet" Hull.

JUNE 18, 1988

Blackhawks sign free agent goalies Bob Mason and Ed Belfour.

NOV. 20, 1988

The Blackhawks retire Glenn Hall's No. 1 jersey and Tony Esposito's No. 35 jersey in a ceremony honoring both goaltenders.

MARCH 4, 1990

Bob Murray plays his 1,000th NHL game, all in a Blackhawks uniform.

MAY 25, 1990

Chicago's farm team, the Indianapolis Ice, captures the IHL Turner Cup. Darryl Sutter is chosen as the IHL Coach of the Year.

JAN. 19, 1991

Chicago Stadium hosts the NHL All-Star Game just days after the Persian Gulf War begins. Thousands of flag-waving fans cheer during a stirring national anthem sung by Wayne Messmer.

FEB. 23, 1991

Michel Goulet reaches the 1,000-point mark in the NHL while wearing a Blackhawks uniform. He gains his 1,000th point at Minnesota with his third goal of the night, becoming the 30th player in NHL history to reach this milestone.

MARCH 14, 1991

Ed Belfour sets a Blackhawks record for wins in a single season (39) in a 6-3 victory over Los Angeles, surpassing Tony Esposito's mark of 38, set in 1969-70.

MARCH 31, 1991

The Blackhawks beat the Detroit Red Wings 5-1 to win their first Presidents' Trophy as regular-season champions.

FEB. 16, 1992

Michel Goulet scores his 500th career goal against Calgary at Chicago Stadium. He becomes the 17th player in NHL history to reach the milestone.

MARCH 7, 1992

Jeremy Roenick becomes the third Blackhawk and first American-born Blackhawk to score 50 goals in a season when he nets the game-winner in a 2-1 victory against the Bruins in his hometown of Boston.

MAY 22, 1992

The Blackhawks win a franchise-record 11th straight playoff game with a 5-1 victory at Edmonton. The result gives the Blackhawks a berth in the Stanley Cup Final.

OCT. 6, 1993

The Florida Panthers play their first NHL game, meeting the Blackhawks at Chicago Stadium. The game ends in a 4-4 tie.

APRIL 14, 1994

The Blackhawks play their final regular-season game at Chicago Stadium against Toronto, losing 6-4. The game was preceded by a half-hour ceremony in which the four banners commemorating the Blackhawks retired jerseys were lowered and presented to each player.

APRIL 28, 1994

Game 6 of the Western Conference Quarterfinals against Toronto marks the final hockey game played in the Chicago Stadium. The Maple Leafs win the game 1-0 and the series 4-2.

JAN. 25, 1995

The Blackhawks play the first hockey game at the United Center and defeat the Edmonton Oilers 5-1. Joe Murphy scores the first goal in the United Center.

MAY 3, 1995

The Blackhawks finish the 48-game regular season allowing 115 goals for a 2.37 GAA. Ed Belfour captures the Jennings Trophy, awarded to the goalie on the team with the lowest GAA, for the third time in five years.

FEB. 22, 1996

Blackhawks winger Tony Amonte records the first hat trick in the United Center against the St. Louis Blues in the 53rd game played at the new arena.

AUG. 16, 1996

The Blackhawks trade Jeremy Roenick to the Arizona Coyotes for Alex Zhamnov, Craig Mills and a 1997 first-round draft pick.

NOV. 5, 1996

Blackhawks Executive Vice President Arthur Michael Wirtz, Jr., dies at the age of 62.

MARCH 19, 1998

The Blackhawks retire Denis Savard's No. 18 sweater at the United Center prior to the game against Montreal, Savard's hometown team and the team with whom he won the Stanley Cup in 1993. Savard becomes the fifth Blackhawk to have his number retired.

APRIL 18, 1998

At the end of the NHL regular season, the Blackhawks fail to qualify for the Stanley Cup Playoffs for the first time since 1969, ending a 28-year streak of qualifying for the postseason.

JUNE 24, 1999

Blackhawks Vice President Thomas N. Ivan dies at the age of 88.

OCT. 5, 2000

The Blackhawks open their 75th season at Buffalo.

OCT. 12, 2000

The Blackhawks unveil their 75th anniversary statue, "Badge of Honor," and announce their 75th Anniversary all-star team, as selected by the fans (listed in alphabetical order by position). Left Wing: Bobby Hull, Dennis Hull, Al Secord. Center: Stan Mikita, Jeremy Roenick, Denis Savard. Right Wing: Tony Amonte, Steve Larmer, Harold "Mush" March. Defense: Chris Chelios, Keith Magnuson, Pierre Pilote, Pat Stapleton, Bill White, Doug Wilson. Goaltenders: Ed Belfour, Tony Esposito, Glenn Hall. Coaches: Mike Keenan, Bob Pulford, Billy Ray.

OCT. 21, 2000

The Blackhawks play their 5,000th game in franchise history at St. Louis, a 1-0 loss.

DEC. 15, 2003

Keith Magnuson, former Blackhawks defenseman and president of the Blackhawk Alumni Association, dies in an automobile accident in suburban Toronto at age 56.

AUG. 5, 2005

The Blackhawks sign free-agent goaltender Nikolai Khabibulin to a four-year, \$27 million deal, the largest goalie contract in Blackhawks history.

NOV. 27, 2006

Hall of Famer and former Blackhawks center Denis Savard is named the 36th head coach in team history after Trent Yawney is relieved of his duties. Savard, who originally joined the coaching staff as an assistant in December 1997, wins his first three games, becoming the third head coach in franchise history to accomplish that feat.

JUNE 22, 2007

The Blackhawks select Patrick Kane first overall in the 2007 NHL Entry Draft, the first time the franchise has held the top pick.

SEPT. 26, 2007

Team President William W. Wirtz passes away at the age of 77. The organization honors Wirtz with a pregame ceremony before the regular-season home opener on Oct. 6 and wear shoulder patches with his initials (W.W.W.) throughout the entire campaign.

OCT. 5, 2007

W. Rockwell "Rocky" Wirtz assumes the role of chairman of the Blackhawks.

NOV. 20, 2007

John F. McDonough is named president of the Chicago Blackhawks. McDonough had previously served as president of the Chicago Cubs for 24 years.

DEC. 19, 2007

The Blackhawks announce that Bobby Hull and Stan Mikita will rejoin the organization as official team ambassadors; Tony Esposito joins them later in the season and Denis Savard joins them in October 2008.

JAN. 3, 2008

Jay Blunk is named senior vice president of business operations, departing the Chicago Cubs, where he served in the marketing department for the previous 22 years.

APRIL 1, 2008

For the first time in team history, the Blackhawks announce that they will televise the entire 82-game regular-season schedule and playoffs. In conjunction with Comcast SportsNet, WGN-TV Channel 9 and NHL broadcast rightsholders Versus and NBC, every contest will air in HD.

JUNE 12-13, 2008

Patrick Kane is awarded the Calder Memorial Trophy as the NHL's top rookie for the 2007-08 season, marking the eighth time in franchise history a Blackhawk accepts the honor. Jonathan Toews finishes as a finalist for the award and joins Kane on the 2007-08 NHL All-Rookie Team. With over 500 youth hockey players from the Chicago area and the Calder Trophy in attendance, the Blackhawks honor Kane and Toews with a rally at the United Center the day after the awards ceremony.

JUNE 16, 2008

The Blackhawks announce the return of veteran play-by-play announcer Pat Foley to the broadcast booth after a two-year hiatus. Foley, a member of the Chicagoland Sports Hall of Fame, previously served as the voice of the Blackhawks for 25 years, from 1981 to 2006.

JULY 16, 2008

In conjunction with the NHL, the Chicago Blackhawks announce that the team will host the defending Stanley Cup champion Detroit Red Wings in a regular-season outdoor game: the NHL Winter Classic, to be played at Wrigley Field on Jan. 1, 2009.

JULY 18-20, 2008

The first annual Chicago Blackhawks Convention takes place at the Hilton Chicago, the first of its kind in NHL history. The event sold out and entertained over 10,000 fans.

JULY 31, 2008

The Blackhawks name Hall of Famer Scotty Bowman as senior advisor to hockey operations. Bowman has been a part of a record 12 Stanley Cup-winning teams and is the NHL's all-time coaching leader with 1,226 regular-season wins and 223 postseason victories.

SEPT. 2, 2008

The Blackhawks and Chicago Cubs hold Blackhawks Night at Wrigley Field. Players and alumni join together in a pregame ceremony honoring the team.

SEPT. 9, 2008

The Blackhawks and Chicago White Sox team up for Blackhawks Night at U.S. Cellular Field, featuring special promotions before, during and after the game. More than 1,000 Blackhawks season ticketholders attend the game, which features a first-pitch "shot" by Patrick Sharp.

SEPT. 20, 2008

The Blackhawks host their first-ever Training Camp Festival at the United Center. Events include a 5K run/walk/skate, 3-on-3 street hockey tournament, live music, interactive games and a public Blackhawks practice.

SEPT. 23, 2008

The Blackhawks announce that for the 2008-09 season the organization has surpassed its previous franchise record of 13,425 season ticketholders, established in 1994-95 during the inaugural campaign at the United Center.

OCT. 16, 2008

The Blackhawks name Joel Quenneville the 37th head coach in franchise history; at the time of his appointment to the position, Quenneville ranked fifth among active coaches and 18th in NHL history with 438 wins (438-283-118). Quenneville had also guided nine of his 10 teams to the postseason, including the St. Louis Blues and the Colorado Avalanche, where he won a Stanley Cup as an assistant coach in 1996.

NOV. 12, 2008

The Blackhawks retire jersey No. 3 in honor of Pierre Pilote and the late Keith Magnuson in a pregame ceremony at the United Center. Pilote and Magnuson join Glenn Hall, Bobby Hull, Denis Savard, Stan Mikita and Tony Esposito as the only Blackhawks players to have their jersey numbers retired.

DEC. 26, 2008

The Blackhawks set a regular-season franchise record at the United Center by entertaining 22,712 fans in a 5-1 win over the Philadelphia Flyers; the victory is Chicago's eighth straight, matching a franchise record.

DEC. 28, 2008

The Blackhawks establish a franchise record with their ninth straight win, a 4-1 victory over the Minnesota Wild at Xcel Energy Center.

JAN. 1, 2009

The Blackhawks and Red Wings take the ice at Wrigley Field in the 2009 NHL Winter Classic, the first outdoor professional hockey game held in Chicago and second overall in the United States. Chicago is defeated by Detroit 6-4 in front of 40,818 fans. The game draws an 11.8 overnight rating and a 21 share (12:00-3:15 CST) on NBC in Chicago and over 4.4 million U.S. viewers overall.

| LEADERSHIP | PLAYERS | 2016-17 | OPPONENTS | TRADITION | RECORDS | PLAYOFFS | HISTORY | MINORS | NHL | MEDIA |
|------------|---------|---------|-----------|-----------|---------|----------|---------|--------|-----|-------|
|------------|---------|---------|-----------|-----------|---------|----------|---------|--------|-----|-------|

DATES TO REMEMBER

LEADERSHIP

PLAYERS

2016-17

OPPONENTS

TRADITION

RECORDS

PLAYOFFS

HISTORY

MINORS

NHL

MEDIA



JAN. 3, 2009

Patrick Kane, Jonathan Toews and Brian Campbell are voted onto the Western Conference's starting lineup for the 2009 NHL All-Star Game in Montreal. It is the first time since fan voting began deciding All-Star starters in 1985-86 that three Blackhawks are to start in the midseason classic. Kane and Toews finish first and second among Western Conference forwards, while Campbell paces defensemen.

FEB. 19, 2009

The Blackhawks are selected as one of four teams that will open the 2009-10 NHL regular season in Europe as part of NHL Premiere 2009. Chicago is scheduled to face off twice against the Florida Panthers in Helsinki, Finland.

APRIL 3, 2009

The Blackhawks defeat the Nashville Predators 3-1 at the United Center, clinching a spot in the 2009 Stanley Cup Playoffs, marking the franchise's first postseason berth since 2002. As the fourth seed in the Western Conference, the franchise clinches home-ice advantage in the first round of the postseason for the first time since 1996.

APRIL 8, 2009

The Blackhawks shatter an all-time single-season attendance record when Laura Fontana-Vena of Elmhurst, Ill., becomes the 835,972nd fan to pass through the United Center turnstile before the team's 39th home game of 2008-09, surpassing the previous mark set in 1995-96.

APRIL 12, 2009

The Blackhawks close out their regular-season slate with a 3-0 win over the Detroit Red Wings in front of 22,376 fans at the United Center. The Blackhawks establish an NHL club record by attracting an average of 21,783 to their 40 home dates at the United Center.

MAY 11, 2009

The Blackhawks eliminate the Vancouver Canucks in Game 6 of the Western Conference Semifinals with a 7-5 victory at the United Center, lifting the franchise to its first berth in the conference finals in 14 years; the 1 millionth fan to attend a Blackhawks home game in 2008-09 passes through the United Center turnstiles. The 46th capacity crowd in 46 home dates of the campaign witnesses Patrick Kane's first professional hat trick and a four-goal third period in the victory.

MAY 18, 2009

Forbes.com posts an article by Nathan Vardi proclaiming the Blackhawks as "The Greatest Sports-Business Turnaround Ever."

MAY 28, 2009

Five years removed from being named the worst professional franchise by ESPN, the Blackhawks organization (Professional Sports Team of the Year) and Chairman Rocky Wirtz (Sports Executive of the Year) finish as finalists at the 2009 Sports Business Awards Gala, presented by Street & Smith's SportsBusiness Journal and SportsBusiness Daily. The Blackhawks organization finishes in the top four of all professional sports teams in the North American major and minor leagues. Wirtz finishes fourth among all American executives who have a primary involvement in sports business.

JULY 1, 2009

The Blackhawks sign right wing Marian Hossa, a four-time All-Star, to a 12-year contract worth \$63.3 million.

JULY 2, 2009

The Blackhawks finish first among Chicago professional sports organizations and 21st overall in ESPN Magazine's 2009 Ultimate Standings. The seventh annual list measures how much MLB, NBA, NFL and NHL franchises give back to the fans in exchange for all the time, money and emotion the fans invest in them. The Blackhawks made the largest jump of any team from 2008 to 2009, rising from No. 88 in 2008 after placing 118th in 2007.

JULY 14, 2009

The Blackhawks promote Stan Bowman to the position of general manager, becoming the youngest general manager in the NHL and the ninth person in franchise history to hold the title. He and his father, Scotty, currently the Blackhawks senior advisor of hockey operations, become the seventh father-son general manager tandem in league history.

SEPT. 28-29, 2009

The Blackhawks participate in the 2009 Victoria Cup in Zurich, Switzerland, to close out their 2009 preseason schedule. Chicago plays against HC Davos and ZSC Zurich Lions at Hallenstadion, marking the franchise's first contests in Europe since playing a pair of exhibition games against the Montreal Canadiens in London, England, in September 1992.

OCT. 2-3, 2009

The Blackhawks play their first ever regular-season games in Europe, going 1-0-1 against the Florida Panthers in a pair of games at Hartwall Arena in Helsinki, Finland, as part of NHL Premiere 2009. Chicago and Florida make NHL history in the process, becoming the first teams to play a regular-season game in Finland.

OCT. 10, 2009

For the first time in the 83-year history of the franchise, Hall of Famers and Blackhawks Ambassadors Bobby Hull, Stan Mikita, Tony Esposito and Denis Savard skate together on the same ice surface, a feat they accomplish in front of a capacity crowd of 20,655 before the 2009-10 regular-season home opener.

OCT. 12, 2009

The Blackhawks set a franchise record for their largest comeback win, overcoming a 5-0 first-period deficit to defeat the Calgary Flames 6-5 in overtime. Defenseman Brent Seabrook ends the historic night 26 seconds into the extra frame, helping the club match the NHL record for the largest comeback win.

DEC. 1, 2009

Blackhawks Head Coach Joel Quenneville earns his 500th career regular-season victory when the team defeats Columbus 4-3 in a franchise-record 11-round shootout.

DEC. 3, 2009

The Blackhawks announce the contract extensions of captain Jonathan Toews, alternate captain Duncan Keith and right winger Patrick Kane, locking up all three players to multi-year deals on the same day.

DEC. 25, 2009

The premiere of "Blackhawks TV" runs on Comcast SportsNet. The show is an all-access, 30-minute program that includes a variety of segments highlighting player personalities off the ice.

JAN. 11, 2010

Blackhawks Chairman Rocky Wirtz announces a long-term contract extension for Team President John McDonough. In a memo, Wirtz states: "Under John's leadership the Chicago Blackhawks have become a franchise leader in the National Hockey League. His commitment, insight and guidance have led the organization to record attendance, unprecedented season ticket sales, new sponsorships and partnerships with WGN Radio and WGN-TV. John has played an instrumental role in building the organization at every level from front office to coaching, recruiting and player development."

JAN. 14, 2010

Blackhawks Team President John McDonough announces the contract extension of Senior Vice President of Business Operations Jay Blunk. In a release, McDonough says, "Jay deserves a tremendous amount of credit for what has gone on with the Blackhawks business operations over the past two years. He has brought that area to a higher level and will continue to use his innovative and aggressive style to make us better and stronger."

FEB. 16, 2010

The 2010 Winter Olympic Games in Vancouver begin, featuring six members of the Blackhawks, second-most among NHL teams. Patrick Kane (USA); Jonathan Toews, Duncan Keith and Brent Seabrook (Canada); and Marian Hossa and Tomas Kopecky (Slovakia) represent their countries in the tournament.

FEB. 28, 2010

The 2010 Winter Olympic Games men's hockey gold medal game between Team USA and Team Canada becomes the most-watched hockey game in 30 years and features four members of the Blackhawks. Jonathan Toews, Duncan Keith and Brent Seabrook receive gold medals after Canada wins 3-2 in overtime, while Patrick Kane earns a silver medal. Toews nets a goal in the game and is named the tournament's top forward, while Keith (1A) and Kane (2A) also collect points.

MARCH 25, 2010

The Blackhawks clinch a berth in the 2010 Stanley Cup Playoffs, marking the first time in 13 years the team has made consecutive postseason appearances.

APRIL 4, 2010

The Blackhawks clinch the Central Division title, the franchise's first in 17 years, by virtue of the Detroit Red Wings losing 4-3 to the Philadelphia Flyers. Later in the day, Chicago matches a franchise record with its 49th victory of the season, a 4-1 win over the Calgary Flames at the United Center.

APRIL 6, 2010

The Blackhawks earn a 5-2 victory over the Dallas Stars at American Airlines Arena, establishing a franchise record with their 50th win of the regular season. Chicago also ties the club record for road victories (22).

APRIL 7, 2010

Chicago establishes a franchise record in reaching the 109-point mark (51-22-7) with a 6-5 win over St. Louis at the United Center. The 2009-10 club eclipses the previous mark of 107, set by both the 1970-71 and 1971-72 squads.

APRIL 13, 2010

The Blackhawks and WGN Radio AM-720 announce a three-year broadcast rightsholder extension that will keep Blackhawks hockey on the 50,000-watt radio powerhouse through the conclusion of the 2013-14 NHL season.

MAY 5, 2010

Dustin Byfuglien's hat trick paces a 5-2 win by the Blackhawks over the Vancouver Canucks in Game 3 of the Western Conference Semifinals. The game registers a 10.14 household rating on Comcast SportsNet, setting an all-time record for the Blackhawks on the station for the seventh time in 2009-10.

| LEADERSHIP | PLAYERS | 2016-17 | OPPONENTS | TRADITION | RECORDS | PLAYOFFS | HISTORY | MINORS | NHL | MEDIA |
|------------|---------|---------|-----------|-----------|---------|----------|---------|--------|-----|-------|
|------------|---------|---------|-----------|-----------|---------|----------|---------|--------|-----|-------|

DATES TO REMEMBER

| |
|------------|
| LEADERSHIP |
| PLAYERS |
| 2016-17 |
| OPPONENTS |
| TRADITION |
| RECORDS |
| PLAYOFFS |
| HISTORY |
| MINORS |
| NHL |
| MEDIA |

MAY 21, 2010

Jonathan Toews tallies a point in his 12th consecutive game to establish a franchise playoff record in Chicago's 3-2 overtime victory over San Jose in Game 3 of the Western Conference Final, surpassing Stan Mikita's 11-game single-season mark set during the 1962 Stanley Cup Playoffs.

MAY 23, 2010

The Blackhawks earn a berth in the Stanley Cup Final after sweeping the San Jose Sharks in four games with a 4-2 victory at the United Center. It marks Chicago's 11th Final appearance and first since 1992, just four years removed from finishing with the NHL's fourth-worst record.

JUNE 9, 2010

The Chicago Blackhawks clinch their fourth Stanley Cup and first in 49 years with a 4-3 overtime win over the Philadelphia Flyers in Game 6. Patrick Kane's goal 4:06 into the extra frame ends the then-longest Stanley Cup drought in the NHL. Captain Jonathan Toews ties a franchise record with 29 (7G, 22A) points during the postseason and is awarded the Conn Smythe Trophy, given annually to the playoffs MVP.

JUNE 11, 2010

Less than 48 hours after winning the Stanley Cup, an estimated 2 million people line the streets of Chicago to honor the Blackhawks. The City of Chicago and Office of the Mayor throws a ticker-tape parade and rally to celebrate the championship. The parade route takes the organization from the United Center down Washington Street and Michigan Avenue, and ends in a rally on Wacker Drive.

JUNE 13, 2010

The Blackhawks organization is honored at Wrigley Field before the Chicago Cubs host the Chicago White Sox. Members of the team and front office parade on the field with the Stanley Cup, greeting both baseball clubs before Team President John McDonough throws out the ceremonial first pitch. The Blackhawks, Cubs and White Sox then pose for a one-of-a-kind group photo on the pitcher's mound with the Stanley Cup as the centerpiece.

JUNE 23, 2010

Duncan Keith wins the Norris Trophy at the NHL Awards, held in Las Vegas. Keith becomes the fourth Chicago defenseman to win the award, given annually to the NHL's top blueliner, and the first since Chris Chelios in 1996, capping a season that also sees him win the Stanley Cup and a gold medal with Team Canada at the 2010 Winter Olympic Games in Vancouver, a feat never accomplished before in the history of hockey.

SEPT. 16, 2010

The Blackhawks hold a press conference at the United Center to announce a three-year contract extension for Head Coach Joel Quenneville through the conclusion of the 2013-14 NHL season.

OCT. 9, 2010

Prior to the 2010-11 regular-season home opener, the Blackhawks raise the 2010 Stanley Cup championship banner, the franchise's first in 49 years. The banner is unfurled by Bobby Hull, Stan Mikita, Pierre Pilote, Eric Nesterenko and Ab McDonald from the 1961 Stanley Cup championship team, skated across the ice by members of the 2010 club and raised to the rafters to signify the franchise' fourth league title.

NOV. 7, 2010

The Chicago Blackhawks are honored with Emmy Awards from the Chicago/Midwest Chapter of the National Academy of Television Arts & Sciences for their "One Goal" advertisements featuring Head Coach Joel Quenneville and defenseman Niklas Hjalmarsson, and for the "Blackhawks TV" television program.

NOV. 29, 2010

SportsBusiness Journal runs a reader poll that has the Blackhawks tallying the most votes in the category of "Most Innovative Business Practices in the NHL." Chairman Rocky Wirtz finishes second in the "Most Effective Team Owner" category.

JAN. 9, 2011

The Blackhawks organization announces plans to unveil statues for Hall of Famers and Blackhawks Ambassadors Bobby Hull and Stan Mikita. Hull, Mikita and six other members of the 1961 Stanley Cup championship team are honored before the Blackhawks blank the New York Islanders 5-0.

JAN. 30, 2011

An NHL-high six Blackhawks take part in the NHL All-Star Game festivities in Raleigh, N.C., including Patrick Kane, Duncan Keith, Patrick Sharp, Jonathan Toews, Joel Quenneville and Mike Haviland. All four players collect at least one point in the game, and Sharp (1G, 2A) is voted MVP of the game, joining former Blackhawks Eric Daze and Bobby Hull in earning that distinction.

FEB. 15, 2011

The Blackhawks and Chicago's WGN-TV Channel 9 ink a five-year broadcast rightsholder extension that will keep Blackhawks hockey on "Chicago's Very Own" through the conclusion of the 2015-16 NHL season. Team President John McDonough and Blackhawks Ambassador Denis Savard make the special announcement on "WGN Morning News."

FEB. 27, 2011

The Blackhawks agree to a five-year contract extension with defenseman Brent Seabrook, a member of the organization since he was drafted at the age of 18 in 2003.

MARCH 10, 2011

Chicago Blackhawks players, coaches and front office executives visit soldiers at Walter Reed Army Medical Center in Washington, D.C., spending several hours with wounded soldiers and their families. Two days later, several servicemen join Head Coach Joel Quenneville and the players at practice in Washington, D.C., for a series of drills and a friendly scrimmage.

MARCH 11, 2011

President Barack Obama hosts the Chicago Blackhawks at the White House in honor of the team's 2010 Stanley Cup championship. Obama has a meet-and-greet with members of the Stanley Cup-winning team before being presented with his own Blackhawks jersey and a replica Stanley Cup. After the ceremony, the Blackhawks join First Lady Michelle Obama for a special hockey clinic on the South Lawn celebrating her Let's Move! initiative.

APRIL 10, 2011

The Blackhawks clinch the eighth seed in the Western Conference for the 2011 Stanley Cup Playoffs, marking the first time in 14 years that the organization has qualified for the postseason three consecutive years. Chicago wraps up the regular season with 97 points, the 10th highest in franchise history.

OCT. 22, 2011

The organization unveils statues for Hall of Fame legends and Ambassadors Bobby Hull and Stan Mikita outside of the United Center prior to that night's game against the Colorado Avalanche. The bronze life-sized statues, created by the Studio of Rotblatt-Amrany and cast by Alchemist Foundry, are located on the northeast plaza outside of the United Center near Madison Street.

DEC. 16, 2011

Head Coach Joel Quenneville logs his 600th NHL win as the Blackhawks defeat Calgary 4-1 at the United Center. Quenneville, the 10th bench boss to reach that milestone, is the second-quickest to the mark after current Senior Advisor to Hockey Operations Scotty Bowman. Quenneville also becomes just the second man in the history of the NHL to have played in 800 or more games and coached 1,000 or more contests (J. Lemaire).

JAN. 29, 2012

Patrick Kane (IG) and Marian Hossa (IG, 2A) participate in the 2012 All-Star Game in Ottawa. Jonathan Toews is selected to the midwinter classic, but is unable to skate due to injury. During the Skills Competition the evening prior to the All-Star contest, Kane wins the Breakaway Challenge for most creative shootout move.

MARCH 7, 2012

The Blackhawks premiere an original film, "Bobby Hull and Stan Mikita – Monuments to Excellence," at the IMAX Navy Pier. Produced by the Emmy Award-winning Blackhawks TV, the movie details the lives and careers of the Blackhawks Ambassadors and Hall of Famers and includes never-before-seen footage of the duo, as well as interviews with Blackhawks executives.

MARCH 9, 2012

The Blackhawks set a franchise record (ongoing) with their 180th consecutive sellout crowd at the United Center. At the start of the 2015-16 season, the organization has enjoyed 329 consecutive sellout crowds at the UC.

MARCH 25, 2012

The Blackhawks host Ed Belfour Heritage Night, and the Hall of Fame goaltender drops the ceremonial first puck prior to the game against the Nashville Predators. Belfour was elected to the Hall of Fame in November 2011.

APRIL 7, 2012

The Blackhawks clinch the sixth seed in the Western Conference for the 2012 Stanley Cup Playoffs, marking the fourth consecutive year that the organization has qualified for the postseason. Chicago wraps up the regular season with 101 points, tied for ninth highest in franchise history, and reaches at least 40 wins (45) for the fifth straight campaign.

JAN. 27, 2013

The Blackhawks defeat the Detroit Red Wings 2-1 in overtime, with Nick Leddy scoring the game-winner, to log their sixth consecutive victory to open the 2012-13 campaign. The win sets a franchise record for best start to a season.

FEB. 22, 2013

The Blackhawks honor TV analyst Eddie Olczyk for his 2012 induction into the U.S. Hockey Hall of Fame prior to the game against the San Jose Sharks. Rookie Brandon Saad scores his first career shorthanded goal and game-winner in the 2-1 victory, which improves Chicago's record to 14-0-3 to begin the season and bests the existing NHL record, set by the Anaheim Ducks in 2006-07.

MARCH 5, 2013

Marian Hossa is given a rousing pregame tribute by teammates, who don his No. 81 jersey during warmups, and the organization, in honor of his 1,000th NHL game, which he played on March 3 in Detroit. Hossa goes on to score the game-winner in a 5-3 win over the Minnesota Wild.

MARCH 6, 2013

The Blackhawks defeat the Colorado Avalanche 3-2 after Daniel Carcillo scores the game-winner with just 50 seconds left in regulation. The win marked the 24th consecutive game from the start of the season gaining at least a point in the standings (21-0-3), setting a league record.

APRIL 19, 2013

TV announcer Pat Foley is recognized for his 30th season as the voice of the Blackhawks prior to the game against the Nashville Predators. The Blackhawks win 5-4, sweeping the season series with Nashville for the first time in team history.

APRIL 24, 2013

The Blackhawks earn the Presidents' Trophy for the first time since 1991 and the second time overall after defeating the Oilers 4-1 in Edmonton. Chicago had previously secured a playoff spot on April 7 and clinched the Central Division title on April 12, and are guaranteed home ice advantage throughout the 2013 Stanley Cup Playoffs as the NHL's top seed.

APRIL 28, 2013

Goaltenders Corey Crawford and Ray Emery are named the 2013 Jennings Trophy winners after allowing a combined 93 goals during the 2012-13 regular season. Chicago's netminders earn the honor for the first time since 1994-95 (E. Belfour).

MAY 1, 2013

The NHL announces that the Blackhawks will host the Pittsburgh Penguins in an outdoor game at Soldier Field on March 1, 2014, as part of the NHL Stadium Series, marking the team's second time hosting an outdoor game.

MAY 6, 2013

Brandon Saad is named a finalist for the 2013 Calder Trophy for most outstanding rookie. The 20-year-old, who was drafted by Chicago in 2011, becomes the club's fourth Calder Trophy finalist in the last five years.

MAY 15, 2013

Jonathan Toews is named a 2013 Selke Trophy finalist, his second career nomination. Five days later, he is picked by Hall of Famer Mark Messier as a finalists for the Mark Messier Leadership Award.

MAY 16, 2013

Patrick Kane is named one of three finalists for the 2013 Lady Byng Trophy as the league's most gentlemanly player after recording just eight penalty minutes in 47 regular-season games.

MAY 17, 2013

Head Coach Joel Quenneville is named one of three finalists for the 2013 Jack Adams Award for most outstanding coach. Quenneville led the Blackhawks to a league-best 77 points (36-7-5).

MAY 29, 2013

The Blackhawks defeat the Red Wings 2-1 in Game 7 of the Western Conference Semifinals after Brent Seabrook tallies at 3:35 of overtime. The series win marks the first time the team has recovered from a 3-1 series deficit to advance to the next round of the playoffs.

JUNE 8, 2013

The Blackhawks are presented with the Clarence Campbell Bowl as Western Conference champions after defeating the Los Angeles Kings 4-3 in Game 5. Patrick Kane records his second career playoff hat trick in the victory, including the game-winner at 11:40 of the second overtime period.

JUNE 12, 2013

The Blackhawks and Boston begin the Stanley Cup Final with an epic triple-overtime Game 1 at the United Center. Andrew Shaw scores the game-winner after 52:08 of extra hockey, ending the third-longest playoff game in franchise history and the fifth-longest game ever played in the Stanley Cup Final.

JUNE 14, 2013

Jonathan Toews wins his first career Selke Trophy as the league's best two-way forward, becoming the third Blackhawk to claim the honor and the first since Dirk Graham in 1991.

JUNE 24, 2013

The Blackhawks score two goals late in regulation to turn a 2-1 deficit into a 3-2 victory in Game 6 of the Stanley Cup Final and claim the franchise's fifth title. Bryan Bickell ties the game at 18:44 of the third period, and Dave Bollan scores the game-winner 17 seconds later, marking the latest Cup-clinching goal ever scored in regulation. Patrick Kane is awarded the 2013 Conn Smythe Trophy as playoff MVP.

JUNE 28, 2013

An estimated 2 million fans gather downtown and in Grant Park to celebrate the Blackhawks' 2013 Stanley Cup victory. The parade route takes the organization from the United Center down Washington Street and Columbus Drive, and the festivities continue in a rally in Grant Park.

| LEADERSHIP | PLAYERS | 2016-17 | OPPONENTS | TRADITION | RECORDS | PLAYOFFS | HISTORY | MINORS | NHL | MEDIA |
|------------|---------|---------|-----------|-----------|---------|----------|---------|--------|-----|-------|
|------------|---------|---------|-----------|-----------|---------|----------|---------|--------|-----|-------|

DATES TO REMEMBER

LEADERSHIP

PLAYERS

2016-17

OPPONENTS

TRADITION

RECORDS

PLAYOFFS

HISTORY

MINORS

NHL

MEDIA



OCT. 1, 2013

The Blackhawks hoist their fifth championship banner to the United Center rafters in a ceremony before the season opener against the Washington Capitals. Chicago records a 6-4 victory over the Capitals to become the first team to win on the night of their banner-raising ceremony since the Pittsburgh Penguins in 2009.

NOV. 4, 2013

Chicago Blackhawks players, coaches and executives bring the Stanley Cup to visit wounded soldiers at Walter Reed National Military Medical Center. After the visit, President Barack Obama hosts the team at the White House in honor of their 2013 Stanley Cup championship.

FEB. 12-24, 2014

Chicago shares the NHL lead with 10 players participating in the 2014 Winter Olympics in Sochi: Jonathan Toews, Duncan Keith and Patrick Sharp (CAN); Patrick Kane (USA); Marian Hossa and Michal Handzus (SVK); Michal Rozsival (CZE); and Niklas Hjalmarsson, Johnny Oduya and Marcus Kruger (SWE). Team Canada wins their second consecutive gold medal, while Team Sweden wins silver. The Blackhawks also tie the NHL lead with six medal-winners.

FEB. 28, 2014

Blackhawks players and staff hold a special presentation with the USA Warriors hockey team at Soldier Field to announce that the Warriors will be outfitted with new equipment. Each Blackhawks player and hockey staff member donate an unspecified amount, which is then matched by CCM/Reebok, to help provide the Warriors team with all new equipment. Each member of the Warriors receives a team jersey and socks, along with new helmets and gloves.

MARCH 1, 2014

The Blackhawks host the Pittsburgh Penguins at Soldier Field in the final game of the NHL's Coors Light Stadium Series, recording a 5-1 victory in front of 62,921 fans. Jonathan Toews leads the way offensively with three points (2G, 1A). Kris Versteeg nets his 100th career goal to become the only NHL player to score at Soldier Field, Wrigley Field and the United Center. Patrick Sharp and Bryan Bickel also tally for the Blackhawks, who outshoot the visitors 40-32 in the wintry elements.

MARCH 14, 2014

The Blackhawks announce plans to more than double the team's retail space, the Blackhawks Store, transforming it into a two-floor flagship store at one of the most highly-trafficked locations in the city: the intersection of Wacker Drive and Michigan Avenue. The project, conceived by Chipman Design Architecture, will be officially unveiled in fall 2014.

MARCH 17, 2014

The Blackhawks are selected as a finalist for the 2014 Street & Smith's SportsBusiness Journal and SportsBusiness Daily Professional Sports Team of the Year award.

MARCH 19, 2014

The Blackhawks post a 4-0 victory over the St. Louis Blues, marking Head Coach Joel Quenneville's 700th career win. Quenneville becomes the third coach in NHL history to reach the 700-win mark and the second fastest behind Scotty Bowman. Prior to the game, the Blackhawks honor Michal Handzus for appearing in his 1,000th career NHL contest.

MARCH 25, 2012

The Blackhawks clinch a spot in the 2014 Stanley Cup Playoffs, marking the franchise's sixth consecutive postseason berth.

APRIL 24, 2014

The Blackhawks are named No. 1 on the Bloomberg Businessweek 2014 Smartest Spenders in Sports ranking, which ranks all 122 franchises in the NFL, NBA, NHL and MLB based on how much each organization spent in player payroll for every win during the last five seasons. Additionally, Jonathan Toews is named a finalist for the 2014 Frank J. Selke Trophy, given annually to the forward who best excels in the defensive aspects of the game, marking his second consecutive nomination and third career nod.

APRIL 28, 2014

Duncan Keith is named a 2014 James Norris Trophy finalist, his second career nomination.

APRIL 29, 2014

Jonathan Toews is named a finalist for the 2014 Mark Messier NHL Leadership Award, presented by Bridgestone, given annually to the player who exemplifies great leadership qualities on and off the ice during the regular season.

MAY 15, 2014

The Blackhawks and Chicago's WGN-TV announce a three-year extension of the station's television rights, keeping Blackhawks hockey on "Chicago's Very Own" through the conclusion of the 2018-19 NHL season.

JUNE 5, 2014

Television play-by-play announcer Pat Foley is selected as the Foster Hewitt Memorial Award winner for outstanding contributions as a hockey broadcaster. He is inducted into the Hockey Hall of Fame in a ceremony on Nov. 17 in Toronto.

JUNE 18, 2014

Radio play-by-play broadcaster John Wiedeman and color analyst Troy Murray receive top honors in the Chicago Market "Best Radio Play-By-Play" category at the 2014 Illinois Broadcasters Association Silver Dome Awards.

JUNE 22, 2014

The NHL announces that the Blackhawks will face off against the Washington Capitals in the 2015 NHL Bridgestone Winter Classic on Jan. 1, 2015, at 12 p.m. CT in Washington, D.C. This marks the organization's second Winter Classic appearance and third outdoor game.

JUNE 24, 2014

Duncan Keith wins his second Norris Trophy at the NHL Awards, held in Las Vegas.

JULY 9, 2014

The Blackhawks announce that the organization has agreed to terms with Jonathan Toews and Patrick Kane on eight-year contract extensions, which run through the 2022-23 National Hockey League season. A formal press conference is held at the United Center the following week on July 16.

OCT. 10, 2014

The Blackhawks open their flagship retail store, the Blackhawks Store, at 333 North Michigan Avenue. The project, developed by Wirtz Realty, transformed the landmark building into a 5,000 square-foot, two-story retail location at one of the most highly-trafficked areas in Chicago at the intersection of Wacker Drive and Michigan Avenue.

OCT. 26, 2014

Patrick Kane reaches the 500-point milestone with an assist in a 2-1 win over Ottawa.

OCT. 30, 2014

Marian Hossa tallies his 1,000th career point with a goal in a 5-4 overtime win at Ottawa, marking his 1,000th NHL appearance.

JAN. 1, 2015

The Blackhawks fall 3-2 to the Washington Capitals in the 2015 Bridgestone NHL Winter Classic on New Year's Day at Nationals Park in Washington, D.C., marking their third-ever outdoor game, which equals the NHL record for the most appearances. With an assist in the contest, Jonathan Toews sets a league record for outdoor points (26, 3A).

JAN. 23-25, 2015

The Blackhawks send a league-high five players to the 2015 Honda NHL All-Star Weekend at Nationwide Arena. On Jan. 24, the league announces that the Blackhawks will participate in their record fourth outdoor game, taking on the Minnesota Wild at TCF Bank Stadium in Minneapolis on Feb. 26, 2016. On Jan. 25, Team Toews, which features Jonathan Toews, Corey Crawford and Brent Seabrook, posts a 17-12 victory over Team Foligno, which includes assistant captain Patrick Kane and Duncan Keith.

FEB. 6, 2015

Joel Quenneville earns his 300th win as Blackhawks bench boss with a 2-1 overtime victory at Winnipeg, 17 days after he coaches his 500th game with the club in a 6-1 win over Arizona.

MARCH 23, 2015

Jonathan Toews registers his 500th career point with an assist in a 3-1 win at Carolina.

APRIL 2, 2015

The Blackhawks clinch a spot in the 2015 Stanley Cup Playoffs, marking the franchise's seventh consecutive postseason berth, their first such streak since 1997.

APRIL 11, 2015

Corey Crawford is named the 2015 Jennings Trophy winner (in conjunction with Montreal's Carey Price) after the Blackhawks allow a league-low 189 goals during the 2014-15 regular season.

APRIL 22, 2015

Jonathan Toews is named a finalist for the 2015 Selke Trophy, his third career nomination after finishing the regular season with a team-high 66 points and 28 goals.

MAY 4, 2015

Jonathan Toews is selected by Hall of Famer Mark Messier as one of the three finalists for the 2015 Mark Messier Leadership Award, his second career nomination.

MAY 19, 2015

The Blackhawks notch a 3-2 triple-overtime victory over Anaheim in Game 2 of the Western Conference Final after Marcus Kruger nets the game-winner at 16:12 of the third overtime period, ending the longest game in franchise history.

MAY 30, 2015

The Blackhawks are presented with the Clarence Campbell Bowl as Western Conference champions after defeating the Anaheim Ducks 5-3 in Game 7 of the conference final.

JUNE 15, 2015

The Blackhawks shut out Tampa Bay in Game 6 of the Stanley Cup Final to earn a 2-0 victory at the United Center to claim the franchise's sixth title and first on home ice since 1938. Duncan Keith is unanimously awarded the 2015 Conn Smythe Trophy as playoff MVP after tying a franchise record for points by a defenseman (21) and becoming one of four players to reach the 700-minute mark in a single playoff year since the TOI statistic was introduced in 1998.

JUNE 18, 2015

An estimated 2 million fans gather downtown, including over 60,000 at Soldier Field, to celebrate the Blackhawks' 2015 Stanley Cup victory. The parade route takes the organization from the United Center to the rally at Soldier Field.

JUNE 24, 2015

Jonathan Toews wins the Mark Messier Leadership Award, becoming the first player in franchise history to do so.

JULY 15, 2015

The Blackhawks' #WhatsYourGoal campaign is honored with the Golden Matrix Award for Best Promotional Video at the 2015 Information Display Entertainment Association (IDEA) Conference. Additionally, the Blackhawks Game Operations Department and United Center Scoreboard Operations Department are named the National Hockey League's Best Overall Video Display and are finalists for the Best Special Occasion Video. The Blackhawks Game Operations Department and United Center Scoreboard Operations Department previously received a Golden Matrix Award for Best Overall Video Display in the NHL at the 2008 and 2009 IDEA Conferences.

| | | | | | | | | | | |
|------------|---------|---------|-----------|-----------|---------|----------|---------|--------|-----|-------|
| LEADERSHIP | PLAYERS | 2016-17 | OPPONENTS | TRADITION | RECORDS | PLAYOFFS | HISTORY | MINORS | NHL | MEDIA |
|------------|---------|---------|-----------|-----------|---------|----------|---------|--------|-----|-------|

DATES TO REMEMBER

| |
|------------|
| LEADERSHIP |
| PLAYERS |
| 2016-17 |
| OPPONENTS |
| TRADITION |
| RECORDS |
| PLAYOFFS |
| HISTORY |
| MINORS |
| NHL |
| MEDIA |

JULY 30, 2015

The Blackhawks announce that the organization will build a 125,000 square-foot community training center for youth hockey development programs, recreational leagues and other events, which will also serve as the practice facility for the Blackhawks and visiting NHL teams. The state-of-the-art facility will be located two blocks south of the United Center on a 4-acre site previously housing Malcolm X College. Approximately 94 percent of the proposed facility's utilization will serve the surrounding community, including young adult, youth and community programs.

SEPT. 26, 2015

The Blackhawks announce an eight-year contract extension with Brent Seabrook, which runs through the end of the 2023-24 season.

OCT. 17-DEC. 13, 2015

Patrick Kane registers a franchise-record 26-game point streak (16G, 24A), passing Eddie Olczyk and Phil Kessel for the longest streak by a U.S.-born player (previously 18 games). His streak marks the longest streak by an active player and the longest streak since Mats Sundin's 30-game streak in 1992-93.

DEC. 11, 2015

The NCAA announces that the United Center, in conjunction with the University of Notre Dame, will host the 2017 NCAA Division I Men's Ice Hockey Championship from April 6-8, 2017, marking the first time the event has been held at the United Center.

DEC. 29, 2015-JAN. 19, 2016

The Blackhawks win 12 consecutive games, setting a club record and tying the league's longest streak of the season; Chicago becomes the 14th team in NHL history to post a winning streak of 12 or more games. During the same span, Corey Crawford registers a career-best nine-game win streak.

JAN. 14, 2016

The Blackhawks post a 2-1 win over the Montreal Canadiens at Bell Centre to move Joel Quenneville into second place on the NHL's all-time wins list, surpassing Al Arbour.

FEB. 11, 2016

In a press conference at the United Center featuring Chairman Rocky Wirtz, Commissioner Gary Bettman and Chicago Mayor Rahm Emanuel, it is announced that the Blackhawks and the city of Chicago will host the NHL Draft at the United Center from June 23-24, 2017, marking the first time the organization and city will host the two-day event.

FEB. 21, 2016

The Blackhawks face off against the Minnesota Wild in the 2016 Coors Light NHL Stadium Series at TCF Bank Stadium, marking the organization's fourth outdoor game. Chicago falls 6-1 in the contest, but Jonathan Toews registers an assist for his league-best sixth point (2G, 4A) in an outdoor game.

MARCH 2, 2016

Seven Blackhawks are named to initial World Cup of Hockey rosters. Artem Anisimov (Russia), Corey Crawford (Canada), Niklas Hjalmarsson (Sweden), Marian Hossa (Europe), Patrick Kane (USA), Duncan Keith (Canada), Artemi Panarin (Russia) and Jonathan Toews (Canada) are all selected to represent their countries. Marcus Kruger (Sweden) and Ville Pokka (Finland) are later added as team rosters were completed, and Michal Kempny (Czech Republic) signs with the club as a free agent after being named. Additionally, Joel Quenneville is named to Team Canada's coaching staff. SVP/GM Stan Bowman is previously selected to serve as the Co-Manager for Team North America.

MARCH 9, 2016

The NHL announces that the Blackhawks will match up against their Central Division rival St. Louis Blues in the 2017 Bridgestone NHL Winter Classic on Jan. 2, 2017, at Busch Stadium.

APRIL 3, 2016

Joel Quenneville records his 800th career win with a 6-4 result over Boston.

APRIL 10, 2016

Patrick Kane wins the 2016 Art Ross Trophy as the league's leading scorer, finishing the 2015-16 regular season with a career-high 106 points (46G, 60A), becoming the first U.S.-born player to lead the league in scoring. He is also the first Blackhawks player to win the award since Stan Mikita captured his fourth Art Ross Trophy award in the 1967-68 season.

JUNE 15, 2016

Chicago Mayor Rahm Emanuel and Blackhawks Chairman Rocky Wirtz break ground on the organization's new 125,000 square-foot Community Ice Arena on the Near West Side. The state-of-the-art facility will house year-round youth hockey programs, recreational leagues and events, and serve as the practice facility for the organization and visiting NHL teams.

JUNE 22, 2016

Patrick Kane wins the Hart Memorial Trophy, awarded "to the player adjudged to be the most valuable to his team" as selected by the Professional Hockey Writers Association, becoming Chicago's first Hart Trophy winner since 1967-68 (Stan Mikita). Kane becomes the second American-born player to win the Hart Memorial Trophy, joining Billy Burch, who won the award in 1925—the second year of its existence. The Buffalo, N.Y., native also takes home the Ted Lindsay Award, given to the most outstanding player as selected by the National Hockey League Players Association. Artemi Panarin wins the Calder Memorial Trophy, awarded "to the player selected as the most proficient in his first year of competition in the National Hockey League," as selected by the PHWA.

OCT. 18, 2016

With his first tally of the season in a 7-4 win over Philadelphia, Marian Hossa becomes the 44th player in NHL history to score 500 career goals.

JAN. 2, 2017

The Blackhawks participate in their league-record fifth outdoor game, facing off against the St. Louis Blues at Busch Stadium. Michal Kempny tallies the team's lone goal in a 4-1 defeat.

JAN. 28, 2017

To kick off the NHL's centennial celebration, the league unveils the 100 Greatest NHL Players at a formal event at the NHL All-Star weekend in Los Angeles. Jonathan Toews, Duncan Keith and Patrick Kane, along with Chicago's four Hall of Fame ambassadors (Stan Mikita, Tony Esposito, Denis Savard and Bobby Hull) and all-time Blackhawks greats Max Bentley and Glenn Hall were included in the group. Toews, Keith and Kane were among the six active players honored.

APRIL 1, 2017

The Blackhawks clinch first seed in the Central Division and claim their 16th division title in franchise history.

APRIL 6-8, 2017

The United Center plays host to the NCAA Division I Men's Ice Hockey Championship. The University of Denver defeats the University of Minnesota-Duluth 3-2 in the title game. Notre Dame and Harvard are the other two teams in the Frozen Four.

JUNE 23-24, 2017

Chicago hosts the 2017 NHL Draft, a two-day event that attracts a record weekend crowd of 47,514 fans. Weekend festivities include a Fan Fest in the United Center parking lots, and the team makes nine picks across seven rounds.

1926-27 CHICAGO BLACKHAWKS

19-22-3, 41 POINTS, 3RD AMERICAN DIVISION

| GM | DATE | OPPONENT | RESULT | SCORE | RECORD | GM | DATE | OPPONENT | RESULT | SCORE | RECORD |
|----|-------|----------------|--------|--------|---------|----|-------|---------------|--------|--------|---------|
| 1 | 11/07 | TORONTO | W | 4-1 | 1-0-0 | 40 | 03/15 | BOSTON | L | 1-2 OT | 18-20-2 |
| 2 | 11/20 | BOSTON | W | 5-1 | 2-0-0 | 41 | 03/17 | @ Pit Pirates | L | 2-6 | 18-21-2 |
| 3 | 11/24 | DETROIT | L | 0-1 | 2-1-0 | 42 | 03/19 | PIT PIRATES | W | 3-2 OT | 19-21-2 |
| 4 | 11/27 | PIT PIRATES | L | 3-5 | 2-2-0 | 43 | 03/22 | DETROIT | T | 3-3 OT | 19-21-3 |
| 5 | 11/30 | @ NY Rangers | L | 3-4 OT | 2-3-0 | 44 | 03/25 | @ NY Rangers | L | 0-4 | 19-22-3 |
| 6 | 12/01 | @ NY Americans | T | 2-2 OT | 2-3-1 | | | | | | |
| 7 | 12/04 | @ Mtl Maroons | W | 5-3 | 3-3-1 | | | | | | |
| 8 | 12/07 | OTTAWA | L | 2-3 | 3-4-1 | | | | | | |
| 9 | 12/09 | @ Toronto | L | 2-5 | 3-5-1 | | | | | | |
| 10 | 12/11 | @ Montreal | W | 3-0 | 4-5-1 | | | | | | |
| 11 | 12/15 | NY RANGERS | W | 6-2 | 5-5-1 | | | | | | |
| 12 | 12/18 | NY AMERICANS | W | 4-2 | 6-5-1 | | | | | | |
| 13 | 12/22 | MONTREAL | L | 1-3 | 6-6-1 | | | | | | |
| 14 | 12/25 | DETROIT | W | 2-0 | 7-6-1 | | | | | | |
| 15 | 12/29 | MTL MAROONS | W | 5-4 OT | 8-6-1 | | | | | | |
| 16 | 01/01 | NY RANGERS | L | 0-4 | 8-7-1 | | | | | | |
| 17 | 01/04 | PIT PIRATES | L | 1-2 | 8-8-1 | | | | | | |
| 18 | 01/08 | @ Pit Pirates | W | 4-0 | 9-8-1 | | | | | | |
| 19 | 01/11 | @ Boston | L | 3-6 | 9-9-1 | | | | | | |
| 20 | 01/16 | @ NY Rangers | L | 4-5 | 9-10-1 | | | | | | |
| 21 | 01/19 | TORONTO | W | 4-3 OT | 10-10-1 | | | | | | |
| 22 | 01/22 | BOSTON | T | 2-2 OT | 10-10-2 | | | | | | |
| 23 | 01/27 | @ Pit Pirates | L | 2-4 | 10-11-2 | | | | | | |
| 24 | 01/29 | @ Toronto | L | 1-6 | 10-12-2 | | | | | | |
| 25 | 02/01 | @ Detroit | L | 3-4 OT | 10-13-2 | | | | | | |
| 26 | 02/03 | @ Mtl Maroons | L | 0-3 | 10-14-2 | | | | | | |
| 27 | 02/05 | @ Ottawa | L | 1-2 | 10-15-2 | | | | | | |
| 28 | 02/09 | OTTAWA | W | 5-3 | 11-15-2 | | | | | | |
| 29 | 02/11 | MONTREAL | W | 6-1 | 12-15-2 | | | | | | |
| 30 | 02/13 | @ NY Americans | L | 1-2 OT | 12-16-2 | | | | | | |
| 31 | 02/15 | @ Boston | L | 0-3 | 12-17-2 | | | | | | |
| 32 | 02/19 | @ Detroit | W | 4-1 | 13-17-2 | | | | | | |
| 33 | 02/23 | NY AMERICANS | W | 3-1 | 14-17-2 | | | | | | |
| 34 | 02/26 | MTL MAROONS | L | 1-2 OT | 14-18-2 | | | | | | |
| 35 | 03/01 | NY RANGERS | W | 3-0 | 15-18-2 | | | | | | |
| 36 | 03/03 | @ Montreal | L | 1-7 | 15-19-2 | | | | | | |
| 37 | 03/05 | @ Ottawa | W | 2-1 OT | 16-19-2 | | | | | | |
| 38 | 03/08 | @ Detroit | W | 4-1 | 17-19-2 | | | | | | |
| 39 | 03/13 | @ Boston | W | 4-0 | 18-19-2 | | | | | | |



| PLAYER | GP | G | A | PTS | PIM | PLAYER | GP | G | A | PTS | PIM |
|--------------------|----|----|----|-----|-----|--------------|----|---|---|-----|-----|
| IRVIN, DICK | 44 | 18 | 18 | 36 | 34 | LEHMAN, HUGH | 44 | 0 | 0 | 0 | 0 |
| DYE, CECIL | 41 | 25 | 5 | 30 | 14 | | | | | | |
| HAY, GEORGE | 35 | 14 | 10 | 24 | 12 | | | | | | |
| MACKAY, MICKEY | 34 | 14 | 8 | 22 | 23 | | | | | | |
| FRASER, GORDON | 44 | 14 | 6 | 20 | 93 | | | | | | |
| MCVEIGH, CHARLES | 44 | 12 | 4 | 16 | 17 | | | | | | |
| WILSON, CULLY | 42 | 8 | 4 | 12 | 42 | | | | | | |
| RODDEN, EDDIE | 19 | 3 | 3 | 6 | 0 | | | | | | |
| TRAPP, BOB | 44 | 4 | 2 | 6 | 94 | | | | | | |
| DUTKOWSKI, DUKE | 28 | 3 | 2 | 5 | 22 | | | | | | |
| TRAUB, PERCY | 42 | 0 | 2 | 2 | 83 | | | | | | |
| DORATY, KEN | 18 | 0 | 0 | 0 | 0 | | | | | | |
| MC FARLANE, GORDON | 2 | 0 | 0 | 0 | 0 | | | | | | |
| RILEY, JIM | 3 | 0 | 0 | 0 | 0 | | | | | | |
| TOWNSEND, ART | 5 | 0 | 0 | 0 | 0 | | | | | | |

| GOALIES | GP | W | L | T | MIN | GA | SO | AVG |
|--------------|----|----|----|---|-------|-----|----|------|
| LEHMAN, HUGH | 44 | 19 | 22 | 3 | 2,797 | 116 | 5 | 2.49 |

LEADERSHIP

PLAYERS

2016-17

OPPONENTS

TRADITION

RECORDS

PLAYOFFS

HISTORY

MINORS

NHL

MEDIA

1927-28 CHICAGO BLACKHAWKS

7-34-3, 17 POINTS, 5TH AMERICAN DIVISION

| |
|------------|
| LEADERSHIP |
| PLAYERS |
| 2016-17 |
| OPPONENTS |
| TRADITION |
| RECORDS |
| PLAYOFFS |
| HISTORY |
| MINORS |
| NHL |
| MEDIA |

| GM | DATE | OPPONENT | RESULT | SCORE | RECORD | GM | DATE | OPPONENT | RESULT | SCORE | RECORD |
|----|-------|----------------|--------|--------|--------|----|-------|---------------|--------|-------|--------|
| 1 | 11/15 | @ Boston | T | 1-1 OT | 0-0-1 | 38 | 03/01 | @ Mtl Maroons | L | 3-6 | 7-28-3 |
| 2 | 11/17 | @ Mtl Maroons | W | 3-2 | 1-0-1 | 39 | 03/03 | @ Ottawa | L | 1-3 | 7-29-3 |
| 3 | 11/19 | @ Toronto | L | 2-4 | 1-1-1 | 40 | 03/10 | @ Pit Pirates | L | 2-5 | 7-30-3 |
| 4 | 11/23 | OTTAWA | L | 0-2 | 1-2-1 | 41 | 03/12 | PIT PIRATES | L | 1-2 | 7-31-3 |
| 5 | 11/26 | DETROIT | T | 0-0 OT | 1-2-2 | 42 | 03/15 | BOSTON | L | 1-3 | 7-32-3 |
| 6 | 11/30 | MONTREAL | L | 2-5 | 1-3-2 | 43 | 03/17 | DETROIT | L | 0-7 | 7-33-3 |
| 7 | 12/01 | @ Detroit | L | 1-3 | 1-4-2 | 44 | 03/21 | NY RANGERS | L | 1-6 | 7-34-3 |
| 8 | 12/03 | NY RANGERS | W | 4-2 | 2-4-2 | | | | | | |
| 9 | 12/07 | NY AMERICANS | L | 1-2 | 2-5-2 | | | | | | |
| 10 | 12/10 | BOSTON | L | 0-2 | 2-6-2 | | | | | | |
| 11 | 12/14 | TORONTO | L | 2-4 | 2-7-2 | | | | | | |
| 12 | 12/17 | @ Pit Pirates | W | 5-2 | 3-7-2 | | | | | | |
| 13 | 12/18 | @ NY Americans | L | 0-2 | 3-8-2 | | | | | | |
| 14 | 12/22 | @ Montreal | L | 2-5 | 3-9-2 | | | | | | |
| 15 | 12/25 | @ NY Rangers | L | 0-2 | 3-10-2 | | | | | | |
| 16 | 12/28 | MTL MAROONS | L | 3-4 | 3-11-2 | | | | | | |
| 17 | 01/02 | TORONTO | L | 1-4 | 3-12-2 | | | | | | |
| 18 | 01/04 | MONTREAL | L | 1-3 | 3-13-2 | | | | | | |
| 19 | 01/08 | @ NY Rangers | L | 0-5 | 3-14-2 | | | | | | |
| 20 | 01/10 | @ Boston | L | 1-3 | 3-15-2 | | | | | | |
| 21 | 01/12 | @ Pit Pirates | L | 0-2 | 3-16-2 | | | | | | |
| 22 | 01/16 | PIT PIRATES | L | 1-2 | 3-17-2 | | | | | | |
| 23 | 01/18 | DETROIT | W | 2-0 | 4-17-2 | | | | | | |
| 24 | 01/21 | BOSTON | T | 1-1 OT | 4-17-3 | | | | | | |
| 25 | 01/24 | @ Montreal | L | 0-10 | 4-18-3 | | | | | | |
| 26 | 01/26 | @ Ottawa | L | 6-9 | 4-19-3 | | | | | | |
| 27 | 01/28 | @ Toronto | L | 1-4 | 4-20-3 | | | | | | |
| 28 | 01/29 | DETROIT | L | 2-4 | 4-21-3 | | | | | | |
| 29 | 02/05 | @ NY Americans | W | 6-0 | 5-21-3 | | | | | | |
| 30 | 02/08 | PIT PIRATES | L | 1-2 | 5-22-3 | | | | | | |
| 31 | 02/10 | MTL MAROONS | L | 2-3 | 5-23-3 | | | | | | |
| 32 | 02/12 | @ NY Rangers | W | 3-0 | 6-23-3 | | | | | | |
| 33 | 02/14 | @ Boston | L | 0-1 | 6-24-3 | | | | | | |
| 34 | 02/19 | @ Detroit | W | 2-1 | 7-24-3 | | | | | | |
| 35 | 02/22 | OTTAWA | L | 2-3 | 7-25-3 | | | | | | |
| 36 | 02/25 | NY RANGERS | L | 0-1 | 7-26-3 | | | | | | |
| 37 | 02/28 | NY AMERICANS | L | 1-2 | 7-27-3 | | | | | | |

| PLAYER | GP | G | A | PTS | PIM | PLAYER | GP | G | A | PTS | PIM |
|------------------|----|----|---|-----|-----|-------------------|----|---|---|-----|-----|
| KEATS, DUKE | 33 | 14 | 8 | 22 | 52 | GRAHAM, TED | 20 | 1 | 0 | 1 | 8 |
| MACKAY, MICKEY | 36 | 17 | 4 | 21 | 23 | LAFRANCE, LEO | 15 | 1 | 0 | 1 | 4 |
| MCVEIGH, CHARLES | 40 | 6 | 8 | 14 | 10 | WASNIE, NICK | 14 | 1 | 0 | 1 | 22 |
| ARBOUR, TY | 33 | 5 | 5 | 10 | 32 | HOFFINGER, VAL | 18 | 0 | 1 | 1 | 18 |
| WENTWORTH, CY | 43 | 5 | 5 | 10 | 31 | RODDEN, EDDIE | 8 | 0 | 1 | 1 | 6 |
| IRVIN, DICK | 12 | 5 | 4 | 9 | 14 | DYE, CECIL | 11 | 0 | 0 | 0 | 0 |
| DENNENY, CORBETT | 18 | 5 | 0 | 5 | 12 | STANLEY, BARNEY | 1 | 0 | 0 | 0 | 0 |
| BROWNE, CECIL | 13 | 2 | 0 | 2 | 4 | GARDINER, CHARLES | 40 | 0 | 0 | 0 | 0 |
| MCCALMON, EDDIE | 23 | 2 | 0 | 2 | 6 | LEHMAN, HUGH | 4 | 0 | 0 | 0 | 0 |
| FRASER, GORDON | 10 | 1 | 1 | 2 | 10 | | | | | | |
| MILLER, EARL | 22 | 1 | 1 | 2 | 34 | | | | | | |
| MORAN, AMBY | 23 | 1 | 1 | 2 | 14 | | | | | | |
| TAYLOR, RALPH | 25 | 1 | 1 | 2 | 36 | | | | | | |
| TRAPP, BOB | 38 | 0 | 2 | 2 | 37 | | | | | | |

| GOALIES | GP | W | L | T | MIN | GA | SO | AVG |
|-------------------|----|---|----|---|-------|-----|----|------|
| GARDINER, CHARLES | 40 | 6 | 32 | 2 | 2,420 | 114 | 3 | 2.83 |
| LEHMAN, HUGH | 4 | 1 | 2 | 1 | 250 | 20 | 1 | 4.80 |

1928-29 CHICAGO BLACKHAWKS

7-29-8, 22 POINTS, 5TH AMERICAN DIVISION

| GM | DATE | OPPONENT | RESULT | SCORE | RECORD | GM | DATE | OPPONENT | RESULT | SCORE | RECORD |
|----|-------|----------------|--------|--------|--------|----|-------|---------------|--------|--------|--------|
| 1 | 11/15 | @ Toronto | L | 0-2 | 0-1-0 | 40 | 03/05 | @ Pit Pirates | L | 2-3 OT | 6-28-6 |
| 2 | 11/17 | @ Mtl Maroons | L | 2-4 | 0-2-0 | 41 | 03/07 | TORONTO* | T | 1-1 OT | 6-28-7 |
| 3 | 11/20 | PIT PIRATES | L | 0-2 | 0-3-0 | 42 | 03/10 | PIT PIRATES* | W | 1-0 | 7-28-7 |
| 4 | 11/22 | NY RANGERS | L | 1-2 | 0-4-0 | 43 | 03/12 | @ Boston | L | 1-11 | 7-29-7 |
| 5 | 11/25 | BOSTON | T | 1-1 OT | 0-4-1 | 44 | 03/14 | @ NY Rangers | T | 1-1 OT | 7-29-8 |
| 6 | 11/29 | @ NY Rangers | L | 1-2 OT | 0-5-1 | | | | | | |
| 7 | 12/01 | @ Pit Pirates | W | 3-2 | 1-5-1 | # | 03/16 | PIT PIRATES* | L | 1-2 | 8-29-8 |
| 8 | 12/06 | @ Ottawa | L | 0-2 | 1-6-1 | ## | 03/17 | OTTAWA* | L | 0-1 | 8-30-8 |
| 9 | 12/08 | @ Montreal | L | 1-2 | 1-7-1 | * | 03/18 | DETROIT* | L | 0-1 | 8-31-8 |
| 10 | 12/11 | OTTAWA | W | 2-1 | 2-7-1 | ** | 03/19 | DETROIT* | L | 0-2 | 8-32-8 |
| 11 | 12/16 | NY AMERICANS | L | 0-1 | 2-8-1 | | 03/20 | DETROIT* | L | 0-3 | 8-33-8 |
| 12 | 12/18 | MONTREAL | L | 0-5 | 2-9-1 | | 03/21 | DETROIT* | L | 0-4 | 8-34-8 |
| 13 | 12/25 | @ Boston | W | 2-1 | 3-9-1 | | 03/22 | DETROIT* | L | 0-5 | 8-35-8 |
| 14 | 12/27 | @ NY Americans | W | 2-0 | 4-9-1 | | 03/23 | DETROIT* | L | 0-6 | 8-36-8 |
| 15 | 12/30 | @ Detroit | L | 1-3 | 4-10-1 | | 03/24 | DETROIT* | L | 0-7 | 8-37-8 |
| 16 | 01/01 | DETROIT | L | 1-2 | 4-11-1 | | 03/25 | DETROIT* | L | 0-8 | 8-38-8 |
| 17 | 01/03 | TORONTO | L | 0-2 | 4-12-1 | | 03/26 | DETROIT* | L | 0-9 | 8-39-8 |
| 18 | 01/06 | DETROIT | L | 1-3 | 4-13-1 | | 03/27 | DETROIT* | L | 0-10 | 8-40-8 |
| 19 | 01/08 | @ Pit Pirates | L | 0-1 OT | 4-14-1 | | 03/28 | DETROIT* | L | 0-11 | 8-41-8 |
| 20 | 01/10 | MTL MAROONS | T | 1-1 OT | 4-14-2 | | 03/29 | DETROIT* | L | 0-12 | 8-42-8 |
| 21 | 01/13 | PIT PIRATES | T | 1-1 OT | 4-14-3 | | 03/30 | DETROIT* | L | 0-13 | 8-43-8 |
| 22 | 01/15 | @ Montreal | L | 0-1 | 4-15-3 | | 03/31 | DETROIT* | L | 0-14 | 8-44-8 |
| 23 | 01/17 | @ NY Rangers | L | 0-1 | 4-16-3 | | 04/01 | DETROIT* | L | 0-15 | 8-45-8 |
| 24 | 01/20 | BOSTON | L | 0-2 | 4-17-3 | | 04/02 | DETROIT* | L | 0-16 | 8-46-8 |
| 25 | 01/22 | @ Ottawa | T | 1-1 OT | 4-17-4 | | 04/03 | DETROIT* | L | 0-17 | 8-47-8 |
| 26 | 01/26 | @ Toronto | L | 0-2 | 4-18-4 | | 04/04 | DETROIT* | L | 0-18 | 8-48-8 |
| 27 | 01/29 | @ Boston | L | 1-4 | 4-19-4 | | 04/05 | DETROIT* | L | 0-19 | 8-49-8 |
| 28 | 01/31 | @ Mtl Maroons | L | 0-2 | 4-20-4 | | 04/06 | DETROIT* | L | 0-20 | 8-50-8 |
| 29 | 02/03 | NY RANGERS# | L | 2-3 | 4-21-4 | | 04/07 | DETROIT* | L | 0-21 | 8-51-8 |
| 30 | 02/05 | @ Detroit | W | 1-0 | 5-21-4 | | 04/08 | DETROIT* | L | 0-22 | 8-52-8 |
| 31 | 02/07 | @ NY Americans | L | 0-1 | 5-22-4 | | 04/09 | DETROIT* | L | 0-23 | 8-53-8 |
| 32 | 02/10 | NY AMERICANS* | L | 0-1 | 5-23-4 | | 04/10 | DETROIT* | L | 0-24 | 8-54-8 |
| 33 | 02/14 | MONTREAL* | L | 0-1 | 5-24-4 | | 04/11 | DETROIT* | L | 0-25 | 8-55-8 |
| 34 | 02/17 | BOSTON* | L | 0-3 | 5-25-4 | | 04/12 | DETROIT* | L | 0-26 | 8-56-8 |
| 35 | 02/21 | OTTAWA# | L | 0-3 | 5-26-4 | | 04/13 | DETROIT* | L | 0-27 | 8-57-8 |
| 36 | 02/23 | DETROIT## | T | 0-0 OT | 5-26-5 | | 04/14 | DETROIT* | L | 0-28 | 8-58-8 |
| 37 | 02/26 | @ Detroit | L | 0-3 | 5-27-5 | | 04/15 | DETROIT* | L | 0-29 | 8-59-8 |
| 38 | 02/28 | NY RANGERS# | T | 0-0 OT | 5-27-6 | | 04/16 | DETROIT* | L | 0-30 | 8-60-8 |
| 39 | 03/02 | MTL MAROONS** | W | 2-1 | 6-27-6 | | 04/17 | DETROIT* | L | 0-31 | 8-61-8 |

| PLAYER | GP | G | A | PTS | PIM | PLAYER | GP | G | A | PTS | PIM |
|-----------------|----|----|---|-----|-----|-------------------|----|---|---|-----|-----|
| RIPLY, VIC | 38 | 11 | 2 | 13 | 29 | TAYLOR, RALPH | 38 | 0 | 0 | 0 | 64 |
| GOTTSELIG, JOHN | 44 | 5 | 3 | 8 | 24 | GARDINER, CHARLES | 44 | 0 | 0 | 0 | 2 |
| IRVIN, DICK | 39 | 6 | 1 | 7 | 36 | | | | | | |
| ARBOUR, TY | 44 | 3 | 4 | 7 | 30 | | | | | | |
| MARCH, HAROLD | 35 | 3 | 3 | 6 | 8 | | | | | | |
| COUTURE, ROSIE | 43 | 1 | 3 | 4 | 24 | | | | | | |
| WENTWORTH, CY | 44 | 2 | 1 | 3 | 46 | | | | | | |
| MILLER, EARL | 17 | 1 | 1 | 2 | 28 | | | | | | |
| MCKINNON, ALEX | 44 | 1 | 1 | 2 | 54 | | | | | | |
| KEATS, DUKE | 3 | 0 | 1 | 1 | 0 | | | | | | |
| LOUGHLIN, CLEM | 24 | 0 | 1 | 1 | 16 | | | | | | |
| LESIEUR, ART | 3 | 0 | 0 | 0 | 0 | | | | | | |
| GARDINER, HERB | 4 | 0 | 0 | 0 | 0 | | | | | | |
| BURNS, BOBBY | 7 | 0 | 0 | 0 | 0 | | | | | | |
| HOFFINGER, VAL | 10 | 0 | 0 | 0 | 10 | | | | | | |

| GOALIES | GP | W | L | T | MINS | GA | SO | AVG |
|-------------------|----|---|----|---|-------|----|----|------|
| GARDINER, CHARLES | 44 | 7 | 29 | 8 | 2,758 | 85 | 5 | 1.85 |

LEADERSHIP

PLAYERS

2016-17

OPPONENTS

TRADITION

RECORDS

PLAYOFFS

HISTORY

MINORS

NHL

MEDIA

1929-30 CHICAGO BLACKHAWKS 21-18-5, 47 POINTS, 2ND AMERICAN DIVISION

| |
|------------|
| LEADERSHIP |
| PLAYERS |
| 2016-17 |
| OPPONENTS |
| TRADITION |
| RECORDS |
| PLAYOFFS |
| HISTORY |
| MINORS |
| NHL |
| MEDIA |

| GM | DATE | OPPONENT | RESULT | SCORE | RECORD |
|----|-------|-------------------|--------|--------|---------|
| 1 | 11/14 | @ Toronto | T | 2-2 OT | 0-0-1 |
| 2 | 11/16 | @ Montreal | T | 4-4 OT | 0-0-2 |
| 3 | 11/19 | @ NY Americans | W | 5-1 | 1-0-2 |
| 4 | 11/21 | OTTAWA | L | 5-6 OT | 1-1-2 |
| 5 | 11/24 | DETROIT | W | 4-0 | 2-1-2 |
| 6 | 11/28 | NY RANGERS | L | 2-3 | 2-2-2 |
| 7 | 12/01 | BOSTON | W | 3-1 | 3-2-2 |
| 8 | 12/05 | @ Pit Pirates | W | 5-2 | 4-2-2 |
| 9 | 12/08 | NY Americans | W | 4-2 | 5-2-2 |
| 10 | 12/12 | MTL MAROONS | W | 4-3 | 6-2-2 |
| 11 | 12/15 | PIT PIRATES | W | 3-1 | 7-2-2 |
| 12 | 12/19 | @ Detroit | L | 3-4 | 7-3-2 |
| 13 | 12/21 | @ Boston | L | 1-4 | 7-4-2 |
| 14 | 12/22 | @ NY Rangers | L | 1-3 | 7-5-2 |
| 15 | 12/24 | @ Ottawa | W | 3-1 | 8-5-2 |
| 16 | 12/26 | @ Mtl Maroons | W | 4-3 | 9-5-2 |
| 17 | 12/29 | TORONTO | L | 3-4 | 9-6-2 |
| 18 | 01/01 | MONTREAL | L | 2-3 OT | 9-7-2 |
| 19 | 01/05 | DETROIT | L | 0-4 | 9-8-2 |
| 20 | 01/09 | @ Detroit | T | 1-1 OT | 9-8-3 |
| 21 | 01/12 | NY RANGERS | W | 2-1 | 10-8-3 |
| 22 | 01/14 | PIT PIRATES | W | 6-2 | 11-8-3 |
| 23 | 01/16 | BOSTON | W | 2-1 | 12-8-3 |
| 24 | 01/19 | @ NY Rangers | L | 1-4 | 12-9-3 |
| 25 | 01/21 | @ Boston | L | 1-5 | 12-10-3 |
| 26 | 01/25 | @ Pit Pirates (A) | W | 5-2 | 13-10-3 |
| 27 | 01/28 | @ Ottawa | W | 2-1 | 14-10-3 |
| 28 | 01/30 | @ Montreal | L | 0-1 OT | 14-11-3 |
| 29 | 02/01 | @ Toronto | L | 0-6 | 14-12-3 |
| 30 | 02/02 | @ Detroit | W | 4-1 | 15-12-3 |
| 31 | 02/06 | MTL MAROONS | W | 3-2 | 16-12-3 |
| 32 | 02/16 | MONTREAL | L | 1-2 OT | 16-13-3 |
| 33 | 02/18 | NY AMERICANS | L | 4-6 OT | 16-14-3 |
| 34 | 02/20 | OTTAWA | L | 2-5 | 16-15-3 |
| 35 | 02/23 | DETROIT | L | 1-2 | 16-16-3 |
| 36 | 02/25 | @ Mtl Maroons | W | 2-0 | 17-16-3 |
| 37 | 02/27 | @ NY Rangers | T | 1-1 OT | 17-16-4 |

| GM | DATE | OPPONENT | RESULT | SCORE | RECORD |
|----|-------|-------------------|--------|--------|---------|
| 38 | 03/02 | PIT PIRATES | W | 3-0 | 18-16-4 |
| 39 | 03/04 | NY RANGERS | T | 2-2 OT | 18-16-5 |
| 40 | 03/08 | @ Pit Pirates (B) | W | 4-3 | 19-16-5 |
| 41 | 03/09 | @ NY Americans | L | 2-5 | 19-17-5 |
| 42 | 03/11 | @ Boston | L | 3-4 | 19-18-5 |
| 43 | 03/13 | BOSTON | W | 3-2 OT | 20-18-5 |
| 44 | 03/18 | TORONTO | W | 4-1 | 21-18-5 |

A at Atlantic City, N.J.
B at Fort Erie, Ontario.



| PLAYER | GP | G | A | PTS | PIM |
|------------------|----|----|----|-----|-----|
| COOK, TOM | 41 | 14 | 16 | 30 | 18 |
| GOTTSSELIG, JOHN | 39 | 21 | 4 | 25 | 30 |
| SOMERS, ART | 44 | 11 | 13 | 24 | 76 |
| ARBOUR, TY | 42 | 10 | 8 | 18 | 26 |
| DUTKOWSKI, DUKE | 44 | 7 | 10 | 17 | 44 |
| MILLER, EARL | 28 | 11 | 5 | 16 | 50 |
| COUTURE, ROSIE | 43 | 8 | 8 | 16 | 67 |
| RIPELY, VIC | 38 | 8 | 8 | 16 | 35 |
| INGRAM, FRANK | 37 | 6 | 10 | 16 | 28 |
| MARCH, HAROLD | 43 | 8 | 7 | 15 | 50 |
| ADAMS, STEWART | 24 | 4 | 6 | 10 | 18 |
| WENTWORTH, CY | 37 | 3 | 4 | 7 | 30 |
| ABEL, CLARENCE | 38 | 3 | 3 | 6 | 46 |
| GRAHAM, TED | 26 | 1 | 2 | 3 | 25 |
| TAYLOR, RALPH | 17 | 1 | 0 | 1 | 42 |
| BURNS, BOBBY | 12 | 1 | 0 | 1 | 2 |

| PLAYER | GP | G | A | PTS | PIM |
|-------------------|----|---|---|-----|-----|
| BOSTROM, HELGE | 20 | 0 | 1 | 1 | 16 |
| GARDINER, CHARLES | 44 | 0 | 0 | 0 | 0 |

| GOALIES | GP | W | L | T | MIN | GA | SO | AVG |
|-------------------|----|----|----|---|-------|-----|----|------|
| GARDINER, CHARLES | 44 | 21 | 18 | 5 | 2,750 | 111 | 3 | 2.42 |

1930-31 CHICAGO BLACKHAWKS

24-17-3, 51 POINTS, 2ND AMERICAN DIVISION

| GM | DATE | OPPONENT | RESULT | SCORE | RECORD | GM | DATE | OPPONENT | RESULT | SCORE | RECORD |
|----|-------|----------------|--------|--------|---------|----|-------|---------------|--------|-------|---------|
| 1 | 11/16 | NY RANGERS | T | 1-1 OT | 0-0-1 | 40 | 03/12 | BOSTON | W | 3-2 | 22-15-3 |
| 2 | 11/20 | BOSTON | W | 1-0 | 1-0-1 | 41 | 03/15 | TORONTO | L | 1-2 | 22-16-3 |
| 3 | 11/23 | MONTREAL | W | 3-0 | 2-0-1 | 42 | 03/17 | @ Phi Quakers | W | 4-0 | 23-16-3 |
| 4 | 11/25 | @ Boston | W | 4-3 OT | 3-0-1 | 43 | 03/19 | @ Toronto | L | 2-8 | 23-17-3 |
| 5 | 11/27 | @ NY Rangers | W | 4-0 | 4-0-1 | 44 | 03/22 | @ Detroit | W | 2-1 | 24-17-3 |
| 6 | 11/29 | @ Ottawa | W | 3-0 | 5-0-1 | | | | | | |
| 7 | 12/02 | @ Mtl Maroons | L | 1-2 | 5-1-1 | | | | | | |
| 8 | 12/04 | NY AMERICANS | W | 4-2 | 6-1-1 | | | | | | |
| 9 | 12/07 | DETROIT | W | 3-2 | 7-1-1 | | | | | | |
| 10 | 12/09 | @ Detroit | L | 0-1 | 7-2-1 | | | | | | |
| 11 | 12/14 | MTL MAROONS | L | 0-2 | 7-3-1 | | | | | | |
| 12 | 12/16 | OTTAWA | W | 4-2 | 8-3-1 | | | | | | |
| 13 | 12/18 | @ Montreal | T | 0-0 OT | 8-3-2 | | | | | | |
| 14 | 12/20 | @ Toronto | L | 1-3 | 8-4-2 | | | | | | |
| 15 | 12/23 | @ Phi Quakers | W | 3-2 | 9-4-2 | | | | | | |
| 16 | 12/28 | TORONTO | L | 2-3 | 9-5-2 | | | | | | |
| 17 | 01/01 | PHI QUAKERS | W | 10-3 | 10-5-2 | | | | | | |
| 18 | 01/04 | DETROIT | L | 1-2 | 10-6-2 | | | | | | |
| 19 | 01/06 | @ Boston | L | 2-5 | 10-7-2 | | | | | | |
| 20 | 01/08 | @ Phi Quakers | W | 4-0 | 11-7-2 | | | | | | |
| 21 | 01/11 | @ NY Rangers | W | 2-0 | 12-7-2 | | | | | | |
| 22 | 01/13 | @ NY Americans | W | 1-0 | 13-7-2 | | | | | | |
| 23 | 01/15 | BOSTON | W | 2-0 | 14-7-2 | | | | | | |
| 24 | 01/18 | NY RANGERS | W | 2-1 | 15-7-2 | | | | | | |
| 25 | 01/22 | PHI QUAKERS | W | 5-2 | 16-7-2 | | | | | | |
| 26 | 01/25 | MTL MAROONS | L | 2-3 OT | 16-8-2 | | | | | | |
| 27 | 02/01 | MONTREAL | L | 2-4 | 16-9-2 | | | | | | |
| 28 | 02/05 | PHI QUAKERS | W | 6-1 | 17-9-2 | | | | | | |
| 29 | 02/08 | @ NY Rangers | W | 3-2 | 18-9-2 | | | | | | |
| 30 | 02/10 | @ Boston | L | 1-2 OT | 18-10-2 | | | | | | |
| 31 | 02/12 | @ Ottawa | W | 3-2 | 19-10-2 | | | | | | |
| 32 | 02/15 | NY RANGERS | L | 1-2 | 19-11-2 | | | | | | |
| 33 | 02/20 | DETROIT | L | 4-5 OT | 19-12-2 | | | | | | |
| 34 | 02/22 | @ Detroit | T | 1-1 OT | 19-12-3 | | | | | | |
| 35 | 02/24 | @ Mtl Maroons | L | 2-3 OT | 19-13-3 | | | | | | |
| 36 | 03/01 | OTTAWA | W | 5-0 | 20-13-3 | | | | | | |
| 37 | 03/05 | NY AMERICANS | W | 1-0 | 21-13-3 | | | | | | |
| 38 | 03/08 | @ NY Americans | L | 1-2 | 21-14-3 | | | | | | |
| 39 | 03/10 | @ Montreal | L | 1-2 | 21-15-3 | | | | | | |



| PLAYER | GP | G | A | PTS | PIM | PLAYER | GP | G | A | PTS | PIM |
|--------------------|----|----|----|-----|-----|-------------------|----|---|---|-----|-----|
| GOTTSELIG, JOHN | 42 | 20 | 12 | 32 | 12 | JENKINS, ROGER | 10 | 0 | 1 | 1 | 2 |
| COOK, TOM | 43 | 15 | 14 | 29 | 36 | VOKES, ED | 5 | 0 | 0 | 0 | 0 |
| INGRAM, FRANK | 43 | 17 | 4 | 21 | 37 | GARDINER, CHARLES | 44 | 0 | 0 | 0 | 0 |
| COUTURE, ROSIE | 44 | 8 | 11 | 19 | 29 | | | | | | |
| ADAMS, STEWART | 35 | 5 | 13 | 18 | 24 | | | | | | |
| MARCH, HAROLD | 44 | 11 | 6 | 17 | 38 | | | | | | |
| DESIARDINS, VICTOR | 39 | 3 | 12 | 15 | 17 | | | | | | |
| RIIPLEY, VIC | 37 | 8 | 4 | 12 | 9 | | | | | | |
| ROMNES, ELWYN | 30 | 5 | 7 | 12 | 10 | | | | | | |
| SOMERS, ART | 33 | 3 | 6 | 9 | 35 | | | | | | |
| WENTWORTH, CY | 44 | 4 | 4 | 8 | 12 | | | | | | |
| MILLER, EARL | 19 | 3 | 4 | 7 | 10 | | | | | | |
| GRAHAM, TED | 42 | 0 | 7 | 7 | 42 | | | | | | |
| ARBOUR, TY | 41 | 3 | 3 | 6 | 12 | | | | | | |
| BOSTROM, HELGE | 42 | 2 | 2 | 4 | 32 | | | | | | |
| DUTKOWSKI, DUKE | 26 | 1 | 3 | 4 | 44 | | | | | | |
| ABEL, CLARENCE | 43 | 0 | 1 | 1 | 43 | | | | | | |

| GOALIES | GP | W | L | T | MINS | GA | SO | AVG |
|-------------------|----|----|----|---|-------|----|----|------|
| GARDINER, CHARLES | 44 | 24 | 17 | 3 | 2,710 | 78 | 12 | 1.73 |

1931-32 CHICAGO BLACKHAWKS
18-19-11, 47 POINTS, 2ND AMERICAN DIVISION

| GM | DATE | OPPONENT | RESULT | SCORE | RECORD | GM | DATE | OPPONENT | RESULT | SCORE | RECORD |
|----|-------|----------------|--------|--------|----------|----|-------|---------------|--------|--------|----------|
| 1 | 11/12 | @ Toronto | W | 2-1 | 1-0-0 | 38 | 02/24 | MTL MAROONS | W | 3-1 | 14-14-10 |
| 2 | 11/15 | NY AMERICANS | T | 1-1 OT | 1-0-1 | 39 | 02/27 | @ Toronto | L | 2-4 | 14-15-10 |
| 3 | 11/18 | TORONTO | T | 1-1 OT | 1-0-2 | 40 | 03/01 | @ Mtl Maroons | L | 0-1 | 14-16-10 |
| 4 | 11/22 | MTL MAROONS | W | 4-2 | 2-0-2 | 41 | 03/04 | NY AMERICANS | W | 6-1 | 15-16-10 |
| 5 | 11/24 | @ NY Rangers | T | 1-1 OT | 2-0-3 | 42 | 03/06 | NY RANGERS | W | 4-3 OT | 16-16-10 |
| 6 | 11/26 | @ Boston | L | 0-1 | 2-1-3 | 43 | 03/08 | @ NY Rangers | L | 1-6 | 16-17-10 |
| 7 | 11/29 | NY RANGERS | L | 0-5 | 2-2-3 | 44 | 03/10 | @ Boston | W | 5-2 | 17-17-10 |
| 8 | 12/02 | MONTREAL | W | 2-1 | 3-2-3 | 45 | 03/12 | @ Montreal | L | 0-1 | 17-18-10 |
| 9 | 12/06 | @ NY Americans | L | 0-2 | 3-3-3 | 46 | 03/16 | DETROIT | T | 1-1 OT | 17-18-11 |
| 10 | 12/08 | @ Montreal | T | 1-1 OT | 3-3-4 | 47 | 03/19 | @ Toronto | L | 3-11 | 17-19-11 |
| 11 | 12/13 | BOSTON | L | 0-3 | 3-4-4 | 48 | 03/20 | BOSTON | W | 1-0 | 18-19-11 |
| 12 | 12/16 | DETROIT | W | 4-1 OT | 4-4-4 | | | | | | |
| 13 | 12/17 | @ Detroit | L | 1-4 | 4-5-4 | | | | | | |
| 14 | 12/20 | TORONTO | W | 1-0 OT | 5-5-4 | | | | | | |
| 15 | 12/22 | @ Mtl Maroons | T | 1-1 OT | 5-5-5 | | | | | | |
| 16 | 12/27 | @ NY Rangers | L | 1-3 | 5-6-5 | | | | | | |
| 17 | 12/29 | @ Boston | T | 3-3 OT | 5-6-6 | | | | | | |
| 18 | 01/01 | NY AMERICANS | W | 5-2 | 6-6-6 | | | | | | |
| 19 | 01/03 | NY RANGERS | T | 1-1 OT | 6-6-7 | | | | | | |
| 20 | 01/06 | DETROIT | W | 4-2 | 7-6-7 | | | | | | |
| 21 | 01/10 | BOSTON | T | 1-1 OT | 7-6-8 | | | | | | |
| 22 | 01/13 | MONTREAL | L | 1-2 | 7-7-8 | | | | | | |
| 23 | 01/14 | @ Detroit | L | 0-2 | 7-8-8 | | | | | | |
| 24 | 01/17 | MTL MAROONS | T | 3-3 OT | 7-8-9 | | | | | | |
| 25 | 01/19 | @ Boston | W | 3-2 | 8-8-9 | | | | | | |
| 26 | 01/21 | @ NY Americans | W | 1-0 | 9-8-9 | | | | | | |
| 27 | 01/23 | @ Mtl Maroons | T | 3-3 OT | 9-8-10 | | | | | | |
| 28 | 01/27 | DETROIT | W | 2-1 OT | 10-8-10 | | | | | | |
| 29 | 01/28 | @ Detroit | L | 2-4 | 10-9-10 | | | | | | |
| 30 | 01/31 | NY RANGERS | L | 0-3 | 10-10-10 | | | | | | |
| 31 | 02/03 | TORONTO | W | 7-0 | 11-10-10 | | | | | | |
| 32 | 02/07 | @ NY Rangers | L | 0-1 | 11-11-10 | | | | | | |
| 33 | 02/09 | @ NY Americans | W | 3-1 | 12-11-10 | | | | | | |
| 34 | 02/11 | @ Montreal | L | 1-4 | 12-12-10 | | | | | | |
| 35 | 02/14 | @ Detroit | L | 1-3 | 12-13-10 | | | | | | |
| 36 | 02/17 | MONTREAL | L | 1-3 | 12-14-10 | | | | | | |
| 37 | 02/20 | BOSTON | W | 2-1 | 13-14-10 | | | | | | |

Top Row: Jack Leonard, Coach; Maurice 'Reddy' Auld; Jimmy Fraser; Center Row: Eddie Shore, Captain; Frank B. Cook; Left Row: Frank

CHICAGO BLACKHAWKS 1937



| PLAYER | GP | G | A | PTS | PIM | PLAYER | GP | G | A | PTS | PIM | | | |
|------------------|----|----|----|-----|-----|-------------------|----|----|----|-----|-------|----|----|-------|
| GOTTSELIG, JOHN | 44 | 13 | 16 | 29 | 28 | MILLER, EARL | 8 | 0 | 0 | 0 | 0 | | | |
| COOK, TOM | 48 | 12 | 15 | 25 | 28 | GARDINER, CHARLES | 48 | 0 | 0 | 0 | 0 | | | |
| MARCH, HAROLD | 48 | 12 | 10 | 22 | 59 | CUDE, WILF | 1 | 0 | 0 | 0 | 0 | | | |
| THOMPSON, PAUL | 48 | 8 | 14 | 22 | 38 | | | | | | | | | |
| RIPLEY, VIC | 46 | 12 | 6 | 18 | 44 | | | | | | | | | |
| COUTURE, ROSIE | 48 | 9 | 9 | 18 | 8 | | | | | | | | | |
| WENTWORTH, CY | 48 | 3 | 10 | 13 | 30 | | | | | | | | | |
| LOWREY, GERRY | 48 | 8 | 3 | 11 | 32 | | | | | | | | | |
| ABEL, CLARENCE | 48 | 4 | 3 | 7 | 34 | | | | | | | | | |
| HOLMES, LOUIS | 41 | 2 | 4 | 6 | 8 | | | | | | | | | |
| BOUCHER, GEORGES | 43 | 1 | 5 | 6 | 54 | | | | | | | | | |
| ADAMS, STEWART | 26 | 0 | 5 | 5 | 28 | | | | | | | | | |
| INGRAM, FRANK | 19 | 1 | 2 | 3 | 4 | | | | | | | | | |
| GRAHAM, TED | 48 | 0 | 3 | 3 | 50 | | | | | | | | | |
| ROMNES, ELVYN | 18 | 1 | 0 | 1 | 2 | | | | | | | | | |
| COLUITER, ART | 13 | 0 | 1 | 1 | 26 | | | | | | | | | |
| SHEA, PAT | 10 | 0 | 1 | 1 | 0 | GOALIES | GP | W | L | T | MINS | GA | SO | AVG |
| BOSTROM, HEIGE | 14 | 0 | 0 | 0 | 6 | GARDINER, CHARLES | 48 | 18 | 18 | 11 | 2,989 | 92 | 4 | 1.85 |
| | | | | | | CUDE, WILF | 1 | 0 | 1 | 0 | 41 | 9 | 0 | 13.17 |

1932-33 CHICAGO BLACKHAWKS

16-20-12, 44 POINTS, 4TH AMERICAN DIVISION

| GM | DATE | OPPONENT | RESULT | SCORE | RECORD | GM | DATE | OPPONENT | RESULT | SCORE | RECORD |
|----|-------|----------------|--------|--------|----------|--|-------|---------------|--------|--------|----------|
| 1 | 11/10 | @ Detroit | L | 1-3 | 0-1-0 | 40 | 02/26 | NY RANGERS | L | 1-4 | 14-16-10 |
| 2 | 11/13 | NY AMERICANS | T | 1-1 OT | 0-1-1 | 41 | 03/02 | NY AMERICANS | W | 3-2 | 15-16-10 |
| 3 | 11/17 | TORONTO | W | 3-1 | 1-1-1 | 42 | 03/05 | TORONTO | L | 1-2 | 15-17-10 |
| 4 | 11/20 | MONTREAL | W | 2-1 | 2-1-1 | 43 | 03/07 | OTTAWA | W | 5-1 | 16-17-10 |
| 5 | 11/22 | @ Boston | L | 1-5 | 2-2-1 | 44 | 03/09 | @ Ottawa | T | 3-3 OT | 16-17-11 |
| 6 | 11/24 | @ NY Rangers | T | 1-1 OT | 2-2-2 | 45 | 03/11 | @ Mtl Maroons | L | 2-6 | 16-18-11 |
| 7 | 11/26 | @ Montreal | L | 1-2 | 2-3-2 | 46 | 03/14 | @ Boston (A) | L | 0-1 | 16-19-11 |
| 8 | 11/29 | @ Ottawa | L | 1-3 | 2-4-2 | 47 | 03/19 | DETROIT | L | 2-4 | 16-20-11 |
| 9 | 12/04 | NY RANGERS | W | 4-3 | 3-4-2 | 48 | 03/23 | @ Toronto | T | 2-2 OT | 16-20-12 |
| 10 | 12/06 | OTTAWA | T | 1-1 OT | 3-4-3 | <p>A The only forfeit in Blackhawks history. With the Blackhawks trailing 3-2, the players refused to return to the ice after their coach, Tom Gorman, was ejected by referee Bill Stewart. Boston was awarded a 1-0 victory by Stewart.</p> | | | | | |
| 11 | 12/08 | DETROIT | W | 3-1 | 4-4-3 | | | | | | |
| 12 | 12/11 | MTL MAROONS | T | 2-2 OT | 4-4-4 | | | | | | |
| 13 | 12/15 | BOSTON | L | 0-1 | 4-5-4 | | | | | | |
| 14 | 12/18 | @ NY Americans | T | 0-0 OT | 4-5-5 | | | | | | |
| 15 | 12/22 | @ Mtl Maroons | W | 4-1 | 5-5-5 | | | | | | |
| 16 | 12/24 | @ Toronto | W | 2-1 | 6-5-5 | | | | | | |
| 17 | 12/25 | @ Detroit | L | 0-4 | 6-6-5 | | | | | | |
| 18 | 12/27 | TORONTO | L | 3-4 | 6-7-5 | | | | | | |
| 19 | 01/01 | MONTREAL | W | 4-1 | 7-7-5 | | | | | | |
| 20 | 01/05 | BOSTON | T | 0-0 OT | 7-7-6 | | | | | | |
| 21 | 01/08 | MTL MAROONS | W | 4-3 | 8-7-6 | | | | | | |
| 22 | 01/10 | @ NY Americans | L | 1-3 | 8-8-6 | | | | | | |
| 23 | 01/12 | @ Montreal | L | 2-4 | 8-9-6 | | | | | | |
| 24 | 01/15 | NY RANGERS | L | 0-5 | 8-10-6 | | | | | | |
| 25 | 01/19 | NY AMERICANS | W | 6-0 | 9-10-6 | | | | | | |
| 26 | 01/22 | OTTAWA | W | 2-1 | 10-10-6 | | | | | | |
| 27 | 01/24 | @ Mtl Maroons | L | 0-3 | 10-11-6 | | | | | | |
| 28 | 01/26 | @ NY Rangers | W | 3-1 | 11-11-6 | | | | | | |
| 29 | 01/29 | @ NY Americans | L | 0-4 | 11-12-6 | | | | | | |
| 30 | 01/31 | @ Boston | W | 5-1 | 12-12-6 | | | | | | |
| 31 | 02/02 | @ Ottawa | T | 1-1 OT | 12-12-7 | | | | | | |
| 32 | 02/04 | @ Toronto | T | 2-2 OT | 12-12-8 | | | | | | |
| 33 | 02/05 | @ Detroit | L | 0-1 | 12-13-8 | | | | | | |
| 34 | 02/09 | DETROIT | L | 1-4 | 12-14-8 | | | | | | |
| 35 | 02/12 | MONTREAL | W | 2-0 | 13-14-8 | | | | | | |
| 36 | 02/16 | BOSTON | W | 2-1 | 14-14-8 | | | | | | |
| 37 | 02/19 | MTL MAROONS | T | 0-0 OT | 14-14-9 | | | | | | |
| 38 | 02/21 | @ NY Rangers | T | 2-2 OT | 14-14-10 | | | | | | |
| 39 | 02/23 | @ Montreal | L | 0-2 | 14-15-10 | | | | | | |

| PLAYER | GP | G | A | PTS | PIM | PLAYER | GP | G | A | PTS | PIM |
|-----------------|----|----|----|-----|-----|-------------------|----|---|---|-----|-----|
| THOMPSON, PAUL | 48 | 13 | 20 | 33 | 27 | WEBER, ART | 4 | 0 | 0 | 0 | 0 |
| COOK, TOM | 48 | 12 | 14 | 26 | 30 | GARDINER, CHARLES | 48 | 0 | 0 | 0 | 0 |
| GOTTSELIG, JOHN | 41 | 11 | 11 | 22 | 6 | | | | | | |
| ROMNES, ELWYN | 47 | 10 | 11 | 21 | 2 | | | | | | |
| MARCH, HAROLD | 48 | 9 | 11 | 20 | 38 | | | | | | |
| COUTURE, ROSIE | 46 | 10 | 7 | 17 | 26 | | | | | | |
| MCADYEN, DON | 48 | 5 | 10 | 15 | 20 | | | | | | |
| JENKINS, ROGER | 46 | 3 | 10 | 13 | 42 | | | | | | |
| GRAHAM, TED | 47 | 3 | 8 | 11 | 57 | | | | | | |
| MACKENZIE, BILL | 36 | 4 | 4 | 8 | 13 | | | | | | |
| RIPLEY, VIC | 15 | 2 | 4 | 6 | 8 | | | | | | |
| COULTER, ART | 46 | 3 | 2 | 5 | 53 | | | | | | |
| ABLE, CLARENCE | 47 | 0 | 4 | 4 | 63 | | | | | | |
| BURCH, BILL | 22 | 2 | 0 | 2 | 2 | | | | | | |
| BOSTROM, HELGE | 20 | 1 | 0 | 1 | 14 | | | | | | |
| HOLMES, LOUIS | 18 | 0 | 0 | 0 | 0 | | | | | | |

| GOALIES | GP | W | L | T | MIN | GA | SO | AVG |
|-------------------|----|----|----|----|-------|-----|----|------|
| GARDINER, CHARLES | 48 | 16 | 20 | 12 | 3,010 | 101 | 5 | 2.01 |

LEADERSHIP

PLAYERS

2016-17

OPPONENTS

TRADITION

RECORDS

PLAYOFFS

HISTORY

MINORS

NHL

MEDIA

1933-34 CHICAGO BLACKHAWKS 20-17-11, 51 POINTS, 2ND AMERICAN DIVISION

| LEADERSHIP |
|------------|
| PLAYERS |
| 2016-17 |
| OPPONENTS |
| TRADITION |
| RECORDS |
| PLAYOFFS |
| HISTORY |
| MINORS |
| NHL |
| MEDIA |

| GM | DATE | OPPONENT | RESULT | SCORE | RECORD |
|----|-------|----------------|--------|--------|----------|
| 1 | 11/09 | NY AMERICANS | T | 2-2 OT | 0-0-1 |
| 2 | 11/12 | NY RANGERS | W | 1-0 | 1-0-1 |
| 3 | 11/14 | @ Montreal | L | 1-3 | 1-1-1 |
| 4 | 11/16 | @ Ottawa | W | 2-1 | 2-1-1 |
| 5 | 11/19 | OTTAWA | W | 2-1 | 3-1-1 |
| 6 | 11/21 | @ Boston | L | 0-2 | 3-2-1 |
| 7 | 11/23 | @ NY Americans | W | 2-0 | 4-2-1 |
| 8 | 11/26 | BOSTON | W | 1-0 | 5-2-1 |
| 9 | 11/30 | @ Detroit | L | 1-2 | 5-3-1 |
| 10 | 12/03 | @ NY Rangers | L | 0-1 OT | 5-4-1 |
| 11 | 12/07 | MTL MAROONS | W | 3-1 | 6-4-1 |
| 12 | 12/09 | @ Toronto | L | 0-1 | 6-5-1 |
| 13 | 12/12 | @ Detroit | L | 1-4 | 6-6-1 |
| 14 | 12/14 | DETROIT | W | 4-0 | 7-6-1 |
| 15 | 12/17 | MONTREAL | W | 4-1 | 8-6-1 |
| 16 | 12/19 | @ Ottawa | T | 2-2 OT | 8-6-2 |
| 17 | 12/21 | @ Mtl Maroons | T | 0-0 OT | 8-6-3 |
| 18 | 12/23 | @ Boston | W | 3-1 | 9-6-3 |
| 19 | 12/26 | @ NY Americans | W | 2-1 | 10-6-3 |
| 20 | 12/28 | OTTAWA | T | 2-2 OT | 10-6-4 |
| 21 | 01/01 | TORONTO | L | 1-2 | 10-7-4 |
| 22 | 01/07 | NY RANGERS | T | 1-1 OT | 10-7-5 |
| 23 | 01/11 | BOSTON | T | 0-0 OT | 10-7-6 |
| 24 | 01/14 | NY AMERICANS | W | 4-0 | 11-7-6 |
| 25 | 01/16 | @ Mtl Maroons | L | 5-6 OT | 11-8-6 |
| 26 | 01/18 | @ NY Rangers | L | 0-5 | 11-9-6 |
| 27 | 01/20 | @ Toronto | T | 2-2 OT | 11-9-7 |
| 28 | 01/21 | MTL MAROONS | T | 2-2 OT | 11-9-8 |
| 29 | 01/25 | MONTREAL | W | 2-1 OT | 12-9-8 |
| 30 | 01/28 | TORONTO | W | 2-0 | 13-9-8 |
| 31 | 01/30 | @ Ottawa | W | 2-0 | 14-9-8 |
| 32 | 02/01 | @ Montreal | T | 3-3 OT | 14-9-9 |
| 33 | 02/04 | BOSTON | L | 1-2 OT | 14-10-9 |
| 34 | 02/08 | DETROIT | T | 1-1 OT | 14-10-10 |
| 35 | 02/11 | MONTREAL | W | 4-1 | 15-10-10 |
| 36 | 02/15 | OTTAWA | W | 5-2 | 16-10-10 |
| 37 | 02/18 | @ NY Rangers | W | 2-1 | 17-10-10 |

| GM | DATE | OPPONENT | RESULT | SCORE | RECORD |
|----|-------|----------------|--------|--------|----------|
| 38 | 02/20 | @ NY Americans | L | 1-3 | 17-11-10 |
| 39 | 02/22 | NY AMERICANS | T | 0-0 OT | 17-11-11 |
| 40 | 02/24 | @ Montreal | L | 2-3 OT | 17-12-11 |
| 41 | 02/27 | @ Boston | L | 1-3 | 17-13-11 |
| 42 | 03/01 | NY RANGERS | L | 1-3 | 17-14-11 |
| 43 | 03/04 | MTL MAROONS | W | 4-2 | 18-14-11 |
| 44 | 03/08 | DETROIT | L | 0-3 | 18-15-11 |
| 45 | 03/11 | @ Detroit | L | 2-3 OT | 18-16-11 |
| 46 | 03/13 | @ Mtl Maroons | L | 2-6 | 18-17-11 |
| 47 | 03/15 | @ Toronto | W | 2-1 | 19-17-11 |
| 48 | 03/18 | TORONTO | W | 3-2 | 20-17-11 |



| PLAYER | GP | G | A | PTS | PIM |
|--------------------|----|----|----|-----|-----|
| THOMPSON, PAUL | 48 | 20 | 16 | 36 | 17 |
| GOTTSELIG, JOHN | 48 | 16 | 14 | 30 | 4 |
| ROMNES, ELWYN | 47 | 8 | 21 | 29 | 6 |
| CONACHER, LIONEL | 48 | 9 | 14 | 23 | 87 |
| MARCH, HAROLD | 48 | 4 | 13 | 17 | 26 |
| COOK, TOM | 37 | 5 | 9 | 14 | 15 |
| COULTURE, ROSIE | 48 | 5 | 8 | 13 | 21 |
| LESWICK, JACK | 37 | 1 | 7 | 8 | 16 |
| COULTER, ART | 41 | 5 | 2 | 7 | 39 |
| SHEPPARD, JOHN | 41 | 3 | 4 | 7 | 4 |
| GOLDSWORTHY, LEROY | 27 | 3 | 3 | 6 | 0 |
| JENKINS, ROGER | 48 | 2 | 2 | 4 | 37 |
| MCFADYEN, DON | 45 | 1 | 3 | 4 | 20 |
| TRUDELL, LOUIS | 34 | 1 | 3 | 4 | 13 |
| KENDALL, BILL | 21 | 3 | 0 | 3 | 0 |
| ABEL, CLARENCE | 46 | 2 | 1 | 3 | 28 |

| PLAYER | GP | G | A | PTS | PIM |
|-------------------|----|---|---|-----|-----|
| DUTKOWSKI, DUKE | 5 | 0 | 0 | 0 | 2 |
| COULTER, THOMAS | 2 | 0 | 0 | 0 | 0 |
| GARDINER, CHARLES | 48 | 0 | 0 | 0 | 0 |

| GOALIES | GP | W | L | T | MIN | GA | SO | AVG |
|-------------------|----|----|----|----|-------|----|----|------|
| GARDINER, CHARLES | 48 | 20 | 17 | 11 | 3,050 | 83 | 10 | 1.63 |

1934-35 CHICAGO BLACKHAWKS

26-17-5, 57 POINTS, 2ND AMERICAN DIVISION

| GM | DATE | OPPONENT | RESULT | SCORE | RECORD |
|----|-------|----------------|--------|--------|---------|
| 1 | 11/08 | @ StL Eagles | W | 3-1 | 1-0-0 |
| 2 | 11/15 | @ Mtl Maroons | W | 4-3 | 2-0-0 |
| 3 | 11/18 | TORONTO | L | 0-5 | 2-1-0 |
| 4 | 11/22 | STL EAGLES | W | 1-0 | 3-1-0 |
| 5 | 11/25 | BOSTON | W | 4-0 | 4-1-0 |
| 6 | 11/27 | @ Boston | W | 3-2 | 5-1-0 |
| 7 | 11/29 | @ NY Americans | L | 0-2 | 5-2-0 |
| 8 | 12/02 | NY AMERICANS | L | 1-2 | 5-3-0 |
| 9 | 12/09 | NY RANGERS | W | 4-0 | 6-3-0 |
| 10 | 12/11 | DETROIT | W | 4-0 | 7-3-0 |
| 11 | 12/16 | MTL MAROONS | W | 3-2 | 8-3-0 |
| 12 | 12/18 | @ Montreal | T | 1-1 OT | 8-3-1 |
| 13 | 12/20 | @ NY Rangers | W | 4-1 | 9-3-1 |
| 14 | 12/22 | @ Toronto | L | 0-1 | 9-4-1 |
| 15 | 12/23 | MONTREAL | L | 1-4 | 9-5-1 |
| 16 | 12/25 | @ Detroit | W | 2-1 | 10-5-1 |
| 17 | 12/30 | STL EAGLES | T | 3-3 OT | 10-5-2 |
| 18 | 01/01 | MTL MAROONS | L | 1-2 OT | 10-6-2 |
| 19 | 01/05 | @ Boston | W | 6-0 | 11-6-2 |
| 20 | 01/06 | @ NY Americans | W | 2-1 | 12-6-2 |
| 21 | 01/08 | DETROIT | L | 1-2 | 12-7-2 |
| 22 | 01/10 | @ Mtl Maroons | L | 0-4 | 12-8-2 |
| 23 | 01/12 | @ Toronto | L | 1-5 | 12-9-2 |
| 24 | 01/13 | BOSTON | T | 1-1 OT | 12-9-3 |
| 25 | 01/15 | TORONTO | L | 2-3 | 12-10-3 |
| 26 | 01/17 | @ StL Eagles | W | 5-1 | 13-10-3 |
| 27 | 01/20 | TORONTO | W | 2-1 | 14-10-3 |
| 28 | 01/22 | @ NY Americans | W | 2-0 | 15-10-3 |
| 29 | 01/24 | @ NY Rangers | T | 3-3 OT | 15-10-4 |
| 30 | 01/27 | STL EAGLES | W | 5-3 | 16-10-4 |
| 31 | 02/03 | NY AMERICANS | W | 3-2 | 17-10-4 |
| 32 | 02/05 | MONTREAL | W | 4-1 | 18-10-4 |
| 33 | 02/07 | @ StL Eagles | L | 0-1 OT | 18-11-4 |
| 34 | 02/10 | NY RANGERS | L | 1-2 | 18-12-4 |
| 35 | 02/12 | @ Mtl Maroons | L | 0-3 | 18-13-4 |
| 36 | 02/14 | @ Detroit | W | 3-0 | 19-13-4 |
| 37 | 02/17 | BOSTON | L | 1-2 | 19-14-4 |
| 38 | 02/21 | @ Montreal | W | 3-1 | 20-14-4 |
| 39 | 02/23 | @ Toronto | L | 1-4 | 20-15-4 |

| GM | DATE | OPPONENT | RESULT | SCORE | RECORD |
|----|-------|--------------|--------|--------|---------|
| 40 | 02/24 | MTL MAROONS | W | 6-1 | 21-15-4 |
| 41 | 02/28 | @ Detroit | L | 1-5 | 21-16-4 |
| 42 | 03/03 | MONTREAL | W | 3-0 | 22-16-4 |
| 43 | 03/05 | NY AMERICANS | W | 5-1 | 23-16-4 |
| 44 | 03/10 | NY RANGERS | T | 1-1 OT | 23-16-5 |
| 45 | 03/14 | DETROIT | L | 3-4 | 23-17-5 |
| 46 | 03/16 | @ Boston | W | 5-2 | 24-17-5 |
| 47 | 03/17 | @ NY Rangers | W | 5-2 | 25-17-5 |
| 48 | 03/19 | @ Montreal | W | 4-2 | 26-17-5 |



| PLAYER | GP | G | A | PTS | PIM |
|------------------|----|----|----|-----|-----|
| THOMPSON, PAUL | 48 | 16 | 23 | 39 | 20 |
| GOTTSSELIG, JOHN | 48 | 19 | 18 | 37 | 16 |
| MORENZ, HOWIE | 48 | 8 | 26 | 34 | 21 |
| MARCH, HAROLD | 48 | 13 | 18 | 31 | 48 |
| COOK, TOM | 48 | 12 | 18 | 30 | 33 |
| ROMNES, ELWYN | 35 | 9 | 15 | 24 | 8 |
| TRUDEL, LOUIS | 47 | 12 | 10 | 22 | 28 |
| COULTER, ROSIE | 47 | 7 | 8 | 15 | 10 |
| COULTER, ART | 48 | 5 | 8 | 13 | 68 |
| KENDALL, BILL | 47 | 6 | 4 | 10 | 16 |
| LEVINSKY, ALEX | 23 | 3 | 4 | 7 | 16 |
| MCFADYEN, DON | 37 | 2 | 5 | 7 | 4 |
| LOCKING, NORMAN | 35 | 2 | 5 | 7 | 19 |
| BURKE, MARTY | 47 | 2 | 2 | 4 | 29 |
| WIEBE, ART | 42 | 2 | 1 | 3 | 27 |

| PLAYER | GP | G | A | PTS | PIM |
|--------------------|----|---|---|-----|-----|
| GOLDSWORTHY, LEROY | 4 | 0 | 0 | 0 | 2 |
| KENNY, ERNEST | 4 | 0 | 0 | 0 | 8 |
| CHABOT, LORNE | 48 | 0 | 0 | 0 | 0 |

| GOALIES | GP | W | L | T | MIN | GA | SO | AVG |
|---------------|----|----|----|---|-------|----|----|------|
| CHABOT, LORNE | 48 | 26 | 17 | 5 | 2,940 | 88 | 8 | 1.80 |

LEADERSHIP

PLAYERS

2016-17

OPPONENTS

TRADITION

RECORDS

PLAYOFFS

HISTORY

MINORS

NHL

MEDIA

1935-36 CHICAGO BLACKHAWKS

21-19-8, 50 POINTS, 3RD AMERICAN DIVISION

| LEADERSHIP | PLAYERS | 2016-17 | OPPONENTS | TRADITION | RECORDS | PLAYOFFS | HISTORY | MINORS | NHL | MEDIA |
|------------|---------|---------|-----------|-----------|---------|----------|---------|--------|-----|-------|
|------------|---------|---------|-----------|-----------|---------|----------|---------|--------|-----|-------|

| GM | DATE | OPPONENT | RESULT | SCORE | RECORD | GM | DATE | OPPONENT | RESULT | SCORE | RECORD |
|----|-------|----------------|--------|--------|---------|----|-------|---------------|--------|--------|---------|
| 1 | 11/07 | NY AMERICANS | W | 3-1 | 1-0-0 | 38 | 02/23 | TORONTO | W | 5-1 | 18-14-6 |
| 2 | 11/14 | @ Detroit | T | 0-0 OT | 1-0-1 | 39 | 02/25 | @ Mtl Maroons | W | 2-0 | 19-14-6 |
| 3 | 11/17 | NY RANGERS | W | 3-0 | 2-0-1 | 40 | 02/29 | @ Toronto | L | 2-4 | 19-15-6 |
| 4 | 11/21 | TORONTO | W | 4-3 | 3-0-1 | 41 | 03/01 | NY RANGERS | W | 2-1 | 20-15-6 |
| 5 | 11/24 | MTL MAROONS | W | 2-1 | 4-0-1 | 42 | 03/05 | BOSTON | T | 2-2 OT | 20-15-7 |
| 6 | 11/26 | @ Mtl Maroons | L | 1-4 | 4-1-1 | 43 | 03/08 | MONTREAL | W | 2-0 | 21-15-7 |
| 7 | 11/28 | @ NY Rangers | L | 1-2 | 4-2-1 | 44 | 03/12 | MTL MAROONS | T | 3-3 OT | 21-15-8 |
| 8 | 12/01 | MONTREAL | W | 1-0 | 5-2-1 | 45 | 03/15 | @ Boston | L | 0-1 | 21-16-8 |
| 9 | 12/03 | @ Boston | W | 3-1 | 6-2-1 | 46 | 03/17 | @ NY Rangers | L | 2-4 | 21-17-8 |
| 10 | 12/07 | @ Toronto | L | 1-2 OT | 6-3-1 | 47 | 03/19 | @ Detroit | L | 3-5 | 21-18-8 |
| 11 | 12/08 | BOSTON | W | 1-0 | 7-3-1 | 48 | 03/21 | @ Mtl Maroons | L | 1-3 | 21-19-8 |
| 12 | 12/12 | DETROIT | L | 1-3 | 7-4-1 | | | | | | |
| 13 | 12/15 | @ NY Americans | L | 0-3 | 7-5-1 | | | | | | |
| 14 | 12/19 | @ Montreal | T | 2-2 OT | 7-5-2 | | | | | | |
| 15 | 12/22 | NY AMERICANS | L | 2-3 OT | 7-6-2 | | | | | | |
| 16 | 12/25 | @ Detroit | W | 2-0 | 8-6-2 | | | | | | |
| 17 | 12/29 | NY RANGERS | W | 3-1 | 9-6-2 | | | | | | |
| 18 | 01/01 | DETROIT | L | 2-4 | 9-7-2 | | | | | | |
| 19 | 01/05 | MTL MAROONS | L | 2-3 | 9-8-2 | | | | | | |
| 20 | 01/07 | @ Boston | L | 0-2 | 9-9-2 | | | | | | |
| 21 | 01/09 | @ NY Americans | W | 4-1 | 10-9-2 | | | | | | |
| 22 | 01/12 | MONTREAL | L | 1-2 | 10-10-2 | | | | | | |
| 23 | 01/16 | DETROIT | W | 4-1 | 11-10-2 | | | | | | |
| 24 | 01/19 | BOSTON | W | 2-1 | 12/10/2 | | | | | | |
| 25 | 01/21 | @ NY Rangers | W | 1-0 | 13-10-2 | | | | | | |
| 26 | 01/23 | @ Montreal | T | 1-1 OT | 13-10-3 | | | | | | |
| 27 | 01/26 | NY RANGERS | W | 2-1 | 14-10-3 | | | | | | |
| 28 | 01/30 | @ Detroit | W | 4-3 | 15-10-3 | | | | | | |
| 29 | 02/01 | @ Toronto | L | 2-3 OT | 15-11-3 | | | | | | |
| 30 | 02/02 | TORONTO | W | 2-0 | 16-11-3 | | | | | | |
| 31 | 02/06 | DETROIT | L | 0-1 | 16-12-3 | | | | | | |
| 32 | 02/09 | NY AMERICANS | L | 1-4 | 16-13-3 | | | | | | |
| 33 | 02/11 | @ Boston | L | 1-7 | 16-14-3 | | | | | | |
| 34 | 02/13 | NY AMERICANS | T | 2-2 OT | 16-14-4 | | | | | | |
| 35 | 02/16 | BOSTON | W | 4-2 | 17-14-4 | | | | | | |
| 36 | 02/18 | @ Montreal | T | 3-3 OT | 17-14-5 | | | | | | |
| 37 | 02/20 | @ NY Rangers | T | 1-1 OT | 17-14-6 | | | | | | |



| PLAYER | GP | G | A | PTS | PIM | PLAYER | GP | G | A | PTS | PIM |
|--------------------|----|----|----|-----|-----|-----------------|----|---|---|-----|-----|
| THOMPSON, PAUL | 45 | 17 | 23 | 40 | 19 | COULTER, ART | 22 | 0 | 1 | 1 | 18 |
| ROMNES, ELWYN | 48 | 13 | 25 | 38 | 6 | LOCKING, NORMAN | 13 | 0 | 1 | 1 | 7 |
| MARCH, HAROLD | 48 | 16 | 19 | 35 | 42 | KARAKAS, MIKE | 48 | 0 | 0 | 0 | 0 |
| GOTTSELIG, JOHN | 40 | 14 | 15 | 29 | 4 | | | | | | |
| MCFADYEN, DON | 48 | 4 | 16 | 20 | 33 | | | | | | |
| MORENZ, HOWIE | 24 | 4 | 10 | 14 | 20 | | | | | | |
| COOK, TOM | 47 | 4 | 8 | 12 | 20 | | | | | | |
| BRYDSON, GLENN | 21 | 6 | 3 | 9 | 30 | | | | | | |
| SEIBERT, EARL | 26 | 3 | 6 | 9 | 19 | | | | | | |
| LEVINSKY, ALEX | 48 | 1 | 7 | 8 | 69 | | | | | | |
| TRUDEL, LOUIS | 47 | 3 | 4 | 7 | 27 | | | | | | |
| OUELLETTE, EDDIE | 43 | 3 | 2 | 5 | 11 | | | | | | |
| LAROCHELLE, WILDOR | 27 | 2 | 2 | 4 | 8 | | | | | | |
| KENDALL, BILL | 22 | 2 | 2 | 4 | 0 | | | | | | |
| BURKE, MARTY | 48 | 0 | 3 | 3 | 49 | | | | | | |
| WIEBE, ART | 46 | 1 | 0 | 1 | 25 | | | | | | |

| GOALIES | GP | W | L | T | MIN | GA | SO | AVG |
|---------------|----|----|----|---|-------|----|----|------|
| KARAKAS, MIKE | 48 | 21 | 19 | 8 | 2,990 | 92 | 9 | 1.85 |

1936-37 CHICAGO BLACKHAWKS

14-27-7, 35 POINTS, 4TH AMERICAN DIVISION

| GM | DATE | OPPONENT | RESULT | SCORE | RECORD | GM | DATE | OPPONENT | RESULT | SCORE | RECORD |
|----|-------|----------------|--------|--------|---------|----|-------|----------------|--------|--------|---------|
| 1 | 11/05 | NY AMERICANS | T | 1-1 OT | 0-0-1 | 40 | 02/28 | NY RANGERS | W | 4-3 | 11-25-6 |
| 2 | 11/12 | @ NY Americans | T | 0-0 OT | 0-0-2 | 41 | 03/02 | @ Boston | W | 4-2 | 12-23-6 |
| 3 | 11/14 | @ Toronto | L | 2-6 | 0-1-2 | 42 | 03/04 | @ Montreal | W | 5-3 | 15-23-6 |
| 4 | 11/15 | TORONTO | T | 1-1 OT | 0-1-3 | 43 | 03/07 | TORONTO | T | 2-2 OT | 15-23-7 |
| 5 | 11/19 | MTL MAROONS | L | 0-4 | 0-2-3 | 44 | 03/11 | BOSTON | L | 2-6 | 15-24-7 |
| 6 | 11/22 | BOSTON | L | 1-2 | 0-3-3 | 45 | 03/13 | @ Toronto | L | 2-3 | 15-25-7 |
| 7 | 11/24 | @ Boston | T | 1-1 OT | 0-3-4 | 46 | 03/16 | @ NY Rangers | W | 4-3 | 14-25-7 |
| 8 | 11/26 | @ Detroit | W | 2-0 | 1-3-4 | 47 | 03/18 | @ NY Americans | L | 4-9 | 14-26-7 |
| 9 | 11/29 | MONTREAL | L | 1-2 | 1-4-4 | 48 | 03/21 | @ Boston | L | 1-6 | 14-27-7 |
| 10 | 12/06 | NY RANGERS | L | 1-2 | 1-5-4 | | | | | | |
| 11 | 12/08 | @ NY Rangers | T | 0-0 OT | 1-5-5 | | | | | | |
| 12 | 12/10 | @ Mtl Maroons | L | 1-2 | 1-6-5 | | | | | | |
| 13 | 12/13 | DETROIT | L | 1-2 OT | 1-7-5 | | | | | | |
| 14 | 12/20 | NY AMERICANS | W | 2-1 | 2-7-5 | | | | | | |
| 15 | 12/22 | @ Montreal | L | 1-4 | 2-8-5 | | | | | | |
| 16 | 12/25 | @ Detroit | T | 1-1 OT | 2-8-6 | | | | | | |
| 17 | 12/27 | @ NY Rangers | L | 0-1 | 2-9-6 | | | | | | |
| 18 | 12/29 | MONTREAL | W | 5-1 | 3-9-6 | | | | | | |
| 19 | 01/01 | DETROIT | W | 4-2 | 4-9-6 | | | | | | |
| 20 | 01/03 | MTL MAROONS | L | 1-3 | 4-10-6 | | | | | | |
| 21 | 01/07 | BOSTON | L | 0-2 | 4-11-6 | | | | | | |
| 22 | 01/10 | TORONTO | W | 2-1 | 5-11-6 | | | | | | |
| 23 | 01/12 | @ Boston | W | 4-2 | 6-11-6 | | | | | | |
| 24 | 01/14 | @ Mtl Maroons | L | 3-7 | 6-12-6 | | | | | | |
| 25 | 01/16 | @ Toronto | L | 2-3 OT | 6-13-6 | | | | | | |
| 26 | 01/17 | DETROIT | L | 0-2 | 6-14-6 | | | | | | |
| 27 | 01/19 | @ Detroit | L | 2-7 | 6-15-6 | | | | | | |
| 28 | 01/21 | NY RANGERS | W | 2-0 | 7-15-6 | | | | | | |
| 29 | 01/24 | MONTREAL | L | 1-4 | 7-16-6 | | | | | | |
| 30 | 01/27 | @ NY Americans | W | 9-0 | 8-16-6 | | | | | | |
| 31 | 01/28 | @ Montreal | L | 5-6 | 8-17-6 | | | | | | |
| 32 | 01/31 | MTL MAROONS | L | 1-2 | 8-18-6 | | | | | | |
| 33 | 02/07 | NY AMERICANS | W | 5-1 | 9-18-6 | | | | | | |
| 34 | 02/11 | NY RANGERS | W | 5-2 | 10-18-6 | | | | | | |
| 35 | 02/14 | BOSTON | L | 1-2 | 10-19-6 | | | | | | |
| 36 | 02/18 | @ NY Rangers | L | 1-2 OT | 10-20-6 | | | | | | |
| 37 | 02/20 | @ Mtl Maroons | L | 1-6 | 10-21-6 | | | | | | |
| 38 | 02/21 | @ Detroit | L | 0-6 | 10-22-6 | | | | | | |
| 39 | 02/25 | DETROIT | L | 1-3 | 10-23-6 | | | | | | |



| PLAYER | GP | G | A | PTS | PIM | PLAYER | GP | G | A | PTS | PIM |
|--------------------|----|----|----|-----|-----|---------------------|----|---|---|-----|-----|
| THOMPSON, PAUL | 47 | 17 | 18 | 35 | 28 | LAPRAIRIE, BENJAMIN | 7 | 0 | 0 | 0 | 0 |
| GOTTSELIG, JOHN | 47 | 9 | 21 | 30 | 10 | BRINK, MILT | 5 | 0 | 0 | 0 | 0 |
| LAROCHELLE, WILDOR | 43 | 9 | 10 | 19 | 6 | SCHAEFFER, PAUL | 5 | 0 | 0 | 0 | 6 |
| ROMNES, ELWYN | 28 | 4 | 15 | 19 | 2 | SUOMI, AL | 5 | 0 | 0 | 0 | 0 |
| TRUDELL, LOUIS | 45 | 6 | 12 | 18 | 11 | KARAKAS, MIKE | 48 | 0 | 0 | 0 | 2 |
| KELLY, REGIS | 29 | 13 | 4 | 17 | 0 | | | | | | |
| MARCH, HAROLD | 37 | 11 | 6 | 17 | 31 | | | | | | |
| PALANGIO, PETE | 30 | 8 | 9 | 17 | 16 | | | | | | |
| SEIBERT, EARL | 43 | 9 | 6 | 15 | 46 | | | | | | |
| BRYDSON, GLENN | 30 | 7 | 7 | 14 | 20 | | | | | | |
| LEVINSKY, ALEX | 48 | 0 | 8 | 8 | 32 | | | | | | |
| BURKE, MARTY | 43 | 1 | 3 | 4 | 28 | | | | | | |
| JACKSON, HAROLD | 38 | 1 | 3 | 4 | 6 | | | | | | |
| KENDALL, BILL | 18 | 3 | 0 | 3 | 8 | | | | | | |
| KLINGBEIL, IKE | 5 | 1 | 2 | 3 | 2 | | | | | | |
| BLAIR, ANDY | 44 | 0 | 3 | 3 | 33 | | | | | | |
| WIEBE, ART | 43 | 0 | 2 | 2 | 6 | | | | | | |
| COOK, TOM | 15 | 0 | 2 | 2 | 0 | | | | | | |

| GOALIES | GP | W | L | T | MIN | GA | SO | AVG |
|---------------|----|----|----|---|-------|-----|----|------|
| KARAKAS, MIKE | 48 | 14 | 27 | 7 | 2,978 | 131 | 5 | 2.64 |

LEADERSHIP

PLAYERS

2016-17

OPPONENTS

TRADITION

RECORDS

PLAYOFFS

HISTORY

MINORS

NHL

MEDIA

1937-38 CHICAGO BLACKHAWKS 14-25-9, 37 POINTS, 3RD AMERICAN DIVISION

| LEADERSHIP |
|------------|
| PLAYERS |
| 2016-17 |
| OPPONENTS |
| TRADITION |
| RECORDS |
| PLAYOFFS |
| HISTORY |
| MINORS |
| NHL |
| MEDIA |

| GM | DATE | OPPONENT | RESULT | SCORE | RECORD |
|----|-------|----------------|--------|--------|---------|
| 1 | 11/04 | NY AMERICANS | L | 0-3 | 0-1-0 |
| 2 | 11/09 | @ Montreal | T | 2-2 OT | 0-1-1 |
| 3 | 11/11 | @ NY Rangers | W | 3-1 | 1-1-1 |
| 4 | 11/13 | @ Toronto | L | 3-7 | 1-2-1 |
| 5 | 11/14 | TORONTO | T | 3-3 OT | 1-2-2 |
| 6 | 11/18 | DETROIT | W | 3-1 | 2-2-2 |
| 7 | 11/21 | BOSTON | L | 1-2 | 2-3-2 |
| 8 | 11/25 | @ Detroit | L | 1-4 | 2-4-2 |
| 9 | 11/27 | @ NY Americans | L | 0-4 | 2-5-2 |
| 10 | 11/30 | @ Mtl Maroons | L | 0-1 | 2-6-2 |
| 11 | 12/02 | NY RANGERS | W | 2-1 | 3-6-2 |
| 12 | 12/05 | MONTREAL | L | 2-3 | 3-7-2 |
| 13 | 12/12 | MTL MAROONS | W | 3-2 | 4-7-2 |
| 14 | 12/16 | DETROIT | W | 3-1 | 5-7-2 |
| 15 | 12/19 | NY AMERICANS | L | 0-1 | 5-8-2 |
| 16 | 12/21 | @ Boston | L | 1-2 | 5-9-2 |
| 17 | 12/26 | @ NY Rangers | W | 3-1 | 6-9-2 |
| 18 | 12/30 | @ Detroit | T | 2-2 OT | 6-9-3 |
| 19 | 01/02 | MONTREAL | L | 2-4 | 6-10-3 |
| 20 | 01/06 | NY RANGERS | L | 1-4 | 6-11-3 |
| 21 | 01/09 | MTL MAROONS | W | 1-0 | 7-11-3 |
| 22 | 01/11 | @ NY Americans | T | 1-1 OT | 7-11-4 |
| 23 | 01/13 | @ Montreal | T | 2-2 OT | 7-11-5 |
| 24 | 01/15 | @ Toronto | T | 4-4 OT | 7-11-6 |
| 25 | 01/16 | TORONTO | L | 2-7 | 7-12-6 |
| 26 | 01/18 | @ Boston | L | 1-5 | 7-13-6 |
| 27 | 01/20 | @ Detroit | L | 2-4 | 7-14-6 |
| 28 | 01/23 | BOSTON | W | 3-2 | 8-14-6 |
| 29 | 01/27 | DETROIT | W | 4-3 | 9-14-6 |
| 30 | 01/30 | NY RANGERS | T | 2-2 OT | 9-14-7 |
| 31 | 02/01 | @ NY Rangers | L | 1-6 | 9-15-7 |
| 32 | 02/03 | @ Mtl Maroons | L | 2-4 | 9-16-7 |
| 33 | 02/06 | BOSTON | L | 2-7 | 9-17-7 |
| 34 | 02/08 | @ Boston | L | 1-3 | 9-18-7 |
| 35 | 02/10 | @ Montreal | L | 1-2 | 9-19-7 |
| 36 | 02/12 | @ Toronto | W | 2-1 | 10-19-7 |

| GM | DATE | OPPONENT | RESULT | SCORE | RECORD |
|----|-------|----------------|--------|--------|---------|
| 37 | 02/13 | TORONTO | T | 1-1 OT | 10-19-8 |
| 38 | 02/17 | NY AMERICANS | T | 3-3 OT | 10-19-9 |
| 39 | 02/20 | DETROIT | L | 0-1 | 10-20-9 |
| 40 | 02/22 | @ Mtl Maroons | W | 6-5 | 11-20-9 |
| 41 | 02/24 | @ NY Rangers | L | 3-6 | 11-21-9 |
| 42 | 02/27 | NY RANGERS | L | 1-4 | 11-22-9 |
| 43 | 03/03 | BOSTON | W | 3-2 | 12-22-9 |
| 44 | 03/06 | MTL MAROONS | W | 7-1 | 13-22-9 |
| 45 | 03/10 | MONTREAL | W | 4-1 | 14-22-9 |
| 46 | 03/13 | @ Detroit | L | 1-5 | 14-23-9 |
| 47 | 03/15 | @ NY Americans | L | 1-2 | 14-24-9 |
| 48 | 03/20 | @ Boston | L | 1-6 | 14-25-9 |



| PLAYER | GP | G | A | PTS | PIM |
|-------------------|----|----|----|-----|-----|
| THOMPSON, PAUL | 48 | 22 | 22 | 44 | 14 |
| GOTTSELIG, JOHN | 48 | 13 | 19 | 32 | 22 |
| ROMNES, ELWYN | 44 | 10 | 22 | 32 | 4 |
| MARCH, HAROLD | 41 | 11 | 17 | 28 | 16 |
| TRUDEL, LOUIS | 42 | 6 | 16 | 22 | 15 |
| SEIBERT, EARL | 48 | 8 | 13 | 21 | 38 |
| DAHLSTROM, CARL | 48 | 10 | 9 | 19 | 11 |
| VOSS, CARL | 33 | 3 | 8 | 11 | 0 |
| JENKINS, ROGER | 36 | 1 | 8 | 9 | 26 |
| SHILL, JACK | 20 | 4 | 3 | 7 | 8 |
| LEVINSKY, ALEX | 48 | 3 | 2 | 5 | 18 |
| BRYDSON, GLENN | 19 | 1 | 3 | 4 | 6 |
| PALANGIO, PETE | 19 | 2 | 1 | 3 | 4 |
| MACKENZIE, BILL | 36 | 1 | 2 | 3 | 20 |
| CONNELLY, BERT | 15 | 1 | 2 | 3 | 4 |
| WIEBE, ART | 43 | 0 | 2 | 2 | 24 |
| JOHNSON, VIRGIL | 25 | 0 | 2 | 2 | 2 |
| NICHOLSON, HICKEY | 2 | 1 | 0 | 1 | 0 |

| PLAYER | GP | G | A | PTS | PIM |
|-----------------|----|---|---|-----|-----|
| KENDALL, BILL | 9 | 0 | 1 | 1 | 2 |
| BURKE, MARTY | 12 | 0 | 0 | 0 | 8 |
| HANSON, OSCAR | 8 | 0 | 0 | 0 | 0 |
| HEYUGER, VIC | 7 | 0 | 0 | 0 | 0 |
| JACKSON, HAROLD | 3 | 0 | 0 | 0 | 0 |
| AHLIN, RUDY | 1 | 0 | 0 | 0 | 0 |
| KARAKAS, MIKE | 48 | 0 | 0 | 0 | 0 |

| GOALIES | GP | W | L | T | MIN | GA | SO | AVG |
|---------------|----|----|----|---|-------|-----|----|------|
| KARAKAS, MIKE | 48 | 14 | 25 | 9 | 2,980 | 139 | 1 | 2.80 |

1938-39 CHICAGO BLACKHAWKS

12-28-8, 32 POINTS, 7TH NHL

| GM | DATE | OPPONENT | RESULT | SCORE | RECORD | GM | DATE | OPPONENT | RESULT | SCORE | RECORD |
|----|-------|----------------|--------|--------|---------|----|-------|--------------|--------|--------|---------|
| 1 | 11/03 | NY AMERICANS | W | 6-1 | 1-0-0 | 40 | 02/26 | BOSTON | L | 1-5 | 11-22-7 |
| 2 | 11/05 | @ Toronto | W | 2-0 | 2-0-0 | 41 | 03/02 | @ NY Rangers | W | 3-1 | 12-22-7 |
| 3 | 11/06 | @ Montreal | W | 3-2 | 3-0-0 | 42 | 03/04 | @ Toronto | T | 1-1 OT | 12-22-8 |
| 4 | 11/13 | MONTREAL | W | 4-3 | 4-0-0 | 43 | 03/05 | MONTREAL | L | 1-2 OT | 12-23-8 |
| 5 | 11/17 | NY RANGERS | L | 0-1 | 4-1-0 | 44 | 03/09 | NY RANGERS | L | 3-8 | 12-24-8 |
| 6 | 11/20 | TORONTO | T | 1-1 OT | 4-1-1 | 45 | 03/12 | NY AMERICANS | L | 2-3 | 12-25-8 |
| 7 | 11/24 | @ Detroit | L | 2-4 | 4-2-1 | 46 | 03/14 | @ Boston | L | 2-4 | 12-26-8 |
| 8 | 11/26 | @ NY Americans | L | 4-6 | 4-3-1 | 47 | 03/16 | @ Montreal | L | 1-5 | 12-27-8 |
| 9 | 11/27 | @ NY Rangers | W | 1-0 | 5-3-1 | 48 | 03/19 | @ Detroit | L | 2-3 | 12-28-8 |
| 10 | 12/01 | DETROIT | L | 1-4 | 5-4-1 | | | | | | |
| 11 | 12/04 | BOSTON | L | 0-5 | 5-5-1 | | | | | | |
| 12 | 12/06 | @ Boston | L | 0-2 | 5-6-1 | | | | | | |
| 13 | 12/10 | @ Toronto | L | 1-4 | 5-7-1 | | | | | | |
| 14 | 12/11 | NY AMERICANS | W | 4-0 | 6-7-1 | | | | | | |
| 15 | 12/15 | TORONTO | T | 4-4 OT | 6-7-2 | | | | | | |
| 16 | 12/18 | NY RANGERS | W | 5-0 | 7-7-2 | | | | | | |
| 17 | 12/22 | DETROIT | T | 3-3 OT | 7-7-3 | | | | | | |
| 18 | 12/25 | @ NY Americans | L | 1-5 | 7-8-3 | | | | | | |
| 19 | 12/27 | @ Montreal | W | 4-1 | 8-8-3 | | | | | | |
| 20 | 12/29 | @ Detroit | L | 1-4 | 8-9-3 | | | | | | |
| 21 | 01/01 | MONTREAL | L | 3-4 OT | 8-10-3 | | | | | | |
| 22 | 01/05 | BOSTON | L | 1-2 | 8-11-3 | | | | | | |
| 23 | 01/08 | TORONTO | W | 1-0 | 9-11-3 | | | | | | |
| 24 | 01/10 | @ Boston | L | 1-3 | 9-12-3 | | | | | | |
| 25 | 01/12 | @ NY Rangers | L | 0-6 | 9-13-3 | | | | | | |
| 26 | 01/14 | @ Toronto | L | 1-3 | 9-14-3 | | | | | | |
| 27 | 01/15 | NY RANGERS | T | 1-1 OT | 9-14-4 | | | | | | |
| 28 | 01/22 | NY AMERICANS | T | 1-1 OT | 9-14-5 | | | | | | |
| 29 | 01/26 | DETROIT | L | 0-1 | 9-15-5 | | | | | | |
| 30 | 01/29 | MONTREAL | L | 0-1 | 9-16-5 | | | | | | |
| 31 | 01/31 | @ NY Rangers | L | 2-3 | 9-17-5 | | | | | | |
| 32 | 02/02 | @ Montreal | W | 4-2 | 10-17-5 | | | | | | |
| 33 | 02/05 | BOSTON | L | 0-3 | 10-18-5 | | | | | | |
| 34 | 02/07 | @ NY Americans | T | 2-2 OT | 10-18-6 | | | | | | |
| 35 | 02/09 | @ Detroit | W | 4-2 | 11-18-6 | | | | | | |
| 36 | 02/16 | DETROIT | T | 1-1 OT | 11-18-7 | | | | | | |
| 37 | 02/19 | TORONTO | L | 3-4 OT | 11-19-7 | | | | | | |
| 38 | 02/21 | @ Boston | L | 2-8 | 11-20-7 | | | | | | |
| 39 | 02/23 | @ NY Americans | L | 1-3 | 11-21-7 | | | | | | |

| PLAYER | GP | G | A | PTS | PIM | PLAYER | GP | G | A | PTS | PIM |
|----------------------|----|----|----|-----|-----|------------------|----|---|---|-----|-----|
| GOTTSELIG, JOHN | 48 | 16 | 23 | 39 | 15 | JENKINS, ROGER | 16 | 1 | 1 | 2 | 2 |
| DESILETS, JOFFRE | 48 | 11 | 13 | 24 | 28 | MACKENZIE, BILL | 47 | 1 | 0 | 1 | 36 |
| MARCH, HAROLD | 46 | 10 | 11 | 21 | 29 | DEMARCO, SR., AB | 2 | 1 | 0 | 1 | 0 |
| DAHLSTROM, CARL | 48 | 6 | 14 | 20 | 2 | KARAKAS, MIKE | 48 | 0 | 0 | 0 | 2 |
| THOMS, BILL | 36 | 6 | 11 | 17 | 18 | | | | | | |
| ROBINSON, EARL | 48 | 9 | 6 | 15 | 13 | | | | | | |
| THOMPSON, PAUL | 33 | 5 | 10 | 15 | 33 | | | | | | |
| SEIBERT, EARL | 48 | 4 | 11 | 15 | 57 | | | | | | |
| BLINCO, RUSSELL | 48 | 3 | 12 | 15 | 2 | | | | | | |
| NORTHSCOTT, LAWRENCE | 46 | 5 | 7 | 12 | 9 | | | | | | |
| GRACIE, BOB | 30 | 4 | 7 | 11 | 27 | | | | | | |
| COOPER, JOE | 17 | 3 | 3 | 6 | 10 | | | | | | |
| SHILL, JACK | 28 | 2 | 4 | 6 | 4 | | | | | | |
| LEVINSKY, ALEX | 30 | 1 | 3 | 4 | 36 | | | | | | |
| MASON, CHARLIE | 13 | 1 | 3 | 4 | 0 | | | | | | |
| ROMNES, ELWYN | 12 | 0 | 4 | 4 | 0 | | | | | | |
| WIEBE, ART | 47 | 1 | 2 | 3 | 24 | | | | | | |
| BESLER, PHIL | 17 | 1 | 2 | 3 | 14 | | | | | | |

| GOALIES | GP | W | L | T | MIN | GA | SO | AVG |
|---------------|----|----|----|---|-------|-----|----|------|
| KARAKAS, MIKE | 48 | 12 | 28 | 8 | 2,998 | 130 | 5 | 2.61 |

LEADERSHIP

PLAYERS

2016-17

OPPONENTS

TRADITION

RECORDS

PLAYOFFS

HISTORY

MINORS

NHL

MEDIA

1939-40 CHICAGO BLACKHAWKS

23-19-6, 52 POINTS, 4TH NHL

| GM | DATE | OPPONENT | RESULT | SCORE | RECORD | GM | DATE | OPPONENT | RESULT | SCORE | RECORD |
|----|-------|----------------|--------|--------|---------|----|-------|----------------|--------|--------|---------|
| 1 | 11/02 | DETROIT | W | 3-2 | 1-0-0 | 38 | 02/18 | @ NY Americans | T | 1-1 OT | 16-16-6 |
| 2 | 11/05 | @ Montreal | L | 2-8 | 1-1-0 | 39 | 02/22 | MONTREAL | W | 10-1 | 17-16-6 |
| 3 | 11/12 | NY AMERICANS | W | 2-1 | 2-1-0 | 40 | 02/25 | BOSTON | W | 3-1 | 18-16-6 |
| 4 | 11/14 | @ Boston | L | 1-3 OT | 2-2-0 | 41 | 02/27 | @ Boston | L | 0-6 | 18-17-6 |
| 5 | 11/16 | @ NY Rangers | W | 3-2 | 3-2-0 | 42 | 02/29 | @ NY Rangers | W | 2-1 | 19-17-6 |
| 6 | 11/19 | BOSTON | L | 0-2 | 3-3-0 | 43 | 03/05 | NY RANGERS | L | 1-2 | 19-18-6 |
| 7 | 11/26 | @ Detroit | W | 4-2 | 4-3-0 | 44 | 03/07 | @ Montreal | W | 6-1 | 20-18-6 |
| 8 | 11/30 | NY RANGERS | L | 2-7 | 4-4-0 | 45 | 03/09 | @ Toronto | L | 2-5 | 20-19-6 |
| 9 | 12/02 | @ Toronto | T | 3-3 OT | 4-4-1 | 46 | 03/10 | TORONTO | W | 2-1 | 21-19-6 |
| 10 | 12/03 | TORONTO | L | 1-3 OT | 4-5-1 | 47 | 03/15 | @ Detroit | W | 4-3 | 22-19-6 |
| 11 | 12/07 | NY AMERICANS | W | 2-1 | 5-5-1 | 48 | 03/17 | DETROIT | W | 3-1 | 23-19-6 |
| 12 | 12/10 | MONTREAL | W | 3-2 | 6-5-1 | | | | | | |
| 13 | 12/12 | @ NY Americans | L | 0-4 | 6-6-1 | | | | | | |
| 14 | 12/17 | BOSTON | L | 2-4 | 6-7-1 | | | | | | |
| 15 | 12/21 | TORONTO | W | 3-1 | 7-7-1 | | | | | | |
| 16 | 12/23 | @ NY Rangers | L | 1-7 | 7-8-1 | | | | | | |
| 17 | 12/25 | @ Boston | L | 3-6 | 7-9-1 | | | | | | |
| 18 | 12/27 | @ NY Americans | L | 2-4 OT | 7-10-1 | | | | | | |
| 19 | 12/30 | @ Toronto | L | 2-4 | 7-11-1 | | | | | | |
| 20 | 01/01 | DETROIT | W | 1-0 | 8-11-1 | | | | | | |
| 21 | 01/04 | TORONTO | W | 2-1 | 9-11-1 | | | | | | |
| 22 | 01/07 | MONTREAL | L | 1-2 | 9-12-1 | | | | | | |
| 23 | 01/09 | @ Montreal | W | 2-0 | 10-12-1 | | | | | | |
| 24 | 01/11 | @ NY Rangers | L | 3-5 | 10-13-1 | | | | | | |
| 25 | 01/14 | NY RANGERS | W | 2-1 | 11-13-1 | | | | | | |
| 26 | 01/21 | NY AMERICANS | L | 1-2 | 11-14-1 | | | | | | |
| 27 | 01/25 | BOSTON | T | 2-2 OT | 11-14-2 | | | | | | |
| 28 | 01/26 | @ Detroit | T | 1-1 OT | 11-14-3 | | | | | | |
| 29 | 01/28 | MONTREAL | W | 8-1 | 12-14-3 | | | | | | |
| 30 | 01/30 | @ Boston | L | 0-5 | 12-15-3 | | | | | | |
| 31 | 02/01 | @ NY Americans | L | 2-5 | 12-16-3 | | | | | | |
| 32 | 02/05 | @ Toronto | W | 3-2 | 13-16-3 | | | | | | |
| 33 | 02/04 | DETROIT | T | 1-1 OT | 13-16-4 | | | | | | |
| 34 | 02/08 | NY AMERICANS | W | 3-2 | 14-16-4 | | | | | | |
| 35 | 02/09 | @ Detroit | W | 3-0 | 15-16-4 | | | | | | |
| 36 | 02/11 | NY RANGERS | W | 3-0 | 16-16-4 | | | | | | |
| 37 | 02/15 | @ Montreal | T | 1-1 OT | 16-16-5 | | | | | | |



| PLAYER | GP | G | A | PTS | PIM | PLAYER | GP | G | A | PTS | PIM |
|--------------------|----|----|----|-----|-----|-----------------|----|---|---|-----|-----|
| DAHLSTROM, CARL | 45 | 11 | 19 | 30 | 15 | MACKENZIE, BILL | 19 | 0 | 1 | 1 | 14 |
| MARCH, HAROLD | 47 | 9 | 14 | 23 | 49 | GOODMAN, PAUL | 31 | 0 | 0 | 0 | 0 |
| GOTTSLEIG, JOHN | 39 | 8 | 15 | 23 | 7 | KARAKAS, MIKE | 17 | 0 | 0 | 0 | 0 |
| ALLEN, GEORGE | 48 | 10 | 12 | 22 | 26 | | | | | | |
| CARSE, BILL | 48 | 10 | 12 | 22 | 10 | | | | | | |
| THOMS, BILL | 48 | 9 | 13 | 22 | 4 | | | | | | |
| HERGESHEIMER, PHIL | 42 | 9 | 11 | 20 | 6 | | | | | | |
| BENTLEY, DOUG | 39 | 12 | 7 | 19 | 12 | | | | | | |
| CUNNINGHAM, LES | 37 | 6 | 11 | 17 | 2 | | | | | | |
| DESILETS, JOFFRE | 26 | 6 | 7 | 13 | 6 | | | | | | |
| COOPER, JOE | 44 | 4 | 8 | 12 | 59 | | | | | | |
| CHAD, JOHN | 22 | 8 | 3 | 11 | 11 | | | | | | |
| SEIBERT, EARL | 37 | 3 | 7 | 10 | 35 | | | | | | |
| CARSE, BOB | 22 | 3 | 5 | 8 | 11 | | | | | | |
| SMITH, DES | 26 | 1 | 4 | 5 | 27 | | | | | | |
| PORTLAND, JACK | 21 | 1 | 4 | 5 | 22 | | | | | | |
| DEMARCO, SR., AB | 18 | 0 | 5 | 5 | 17 | | | | | | |
| WIEBE, ART | 42 | 2 | 2 | 4 | 20 | | | | | | |

| GOALIES | GP | W | L | T | MINS | GA | SO | AVG |
|---------------|----|----|----|---|-------|----|----|------|
| GOODMAN, PAUL | 31 | 16 | 10 | 5 | 1,920 | 62 | 4 | 1.94 |
| KARAKAS, MIKE | 17 | 7 | 9 | 1 | 1,050 | 58 | 0 | 3.31 |

1940-41 CHICAGO BLACKHAWKS

16-25-7, 39 POINTS, 5TH NHL

| GM | DATE | OPPONENT | RESULT | SCORE | RECORD |
|----|-------|----------------|--------|--------|---------|
| 1 | 11/07 | NY AMERICANS | L | 0-1 | 0-1-0 |
| 2 | 11/10 | @ Montreal | W | 3-1 | 1-1-0 |
| 3 | 11/12 | @ Boston | W | 6-5 | 2-1-0 |
| 4 | 11/14 | @ NY Americans | T | 2-2 OT | 2-1-1 |
| 5 | 11/17 | MONTREAL | T | 4-4 OT | 2-2-2 |
| 6 | 11/21 | BOSTON | L | 0-2 | 2-2-2 |
| 7 | 11/23 | @ Toronto | W | 1-0 | 3-2-2 |
| 8 | 11/24 | TORONTO | L | 2-4 | 3-3-2 |
| 9 | 11/29 | @ Detroit | L | 1-3 | 3-4-2 |
| 10 | 12/01 | NY RANGERS | W | 4-1 | 4-4-2 |
| 11 | 12/05 | DETROIT | L | 1-5 | 4-5-2 |
| 12 | 12/08 | BOSTON | W | 3-2 OT | 5-5-2 |
| 13 | 12/12 | @ NY Americans | T | 2-2 OT | 5-5-3 |
| 14 | 12/14 | @ Toronto | L | 1-2 | 5-6-3 |
| 15 | 12/15 | TORONTO | L | 1-4 | 5-7-3 |
| 16 | 12/19 | MONTREAL | W | 2-0 | 6-7-3 |
| 17 | 12/22 | NY RANGERS | W | 3-1 OT | 7-7-3 |
| 18 | 12/25 | @ NY Rangers | T | 3-3 OT | 7-7-4 |
| 19 | 12/26 | @ Montreal | L | 5-7 | 7-8-4 |
| 20 | 12/29 | @ Detroit | L | 1-2 | 7-9-4 |
| 21 | 01/01 | DETROIT | L | 1-4 | 7-10-4 |
| 22 | 01/05 | @ Boston | T | 2-2 OT | 7-10-5 |
| 23 | 01/07 | @ NY Rangers | W | 3-2 | 8-10-5 |
| 24 | 01/09 | MONTREAL | W | 3-1 OT | 9-10-5 |
| 25 | 01/12 | DETROIT | W | 2-1 | 10-10-5 |
| 26 | 01/16 | @ Montreal | L | 1-5 | 10-11-5 |
| 27 | 01/19 | BOSTON | T | 4-4 OT | 10-11-6 |
| 28 | 01/23 | NY AMERICANS | W | 3-1 | 11-11-6 |
| 29 | 01/26 | NY RANGERS | W | 4-1 | 12-11-6 |
| 30 | 01/28 | @ Boston | L | 2-3 | 12-12-6 |
| 31 | 01/30 | @ NY Americans | L | 4-5 | 12-13-6 |
| 32 | 02/01 | @ Toronto | L | 1-3 | 12-14-6 |
| 33 | 02/02 | TORONTO | W | 4-1 | 13-14-6 |
| 34 | 02/06 | @ NY Rangers | L | 2-6 | 13-15-6 |
| 35 | 02/09 | NY RANGERS | L | 1-2 | 13-16-6 |
| 36 | 02/13 | MONTREAL | L | 5-6 | 13-17-6 |
| 37 | 02/14 | @ Detroit | L | 1-2 | 13-18-6 |
| 38 | 02/16 | NY AMERICANS | W | 5-4 OT | 14-18-6 |
| 39 | 02/20 | @ NY Americans | W | 4-2 | 15-18-6 |

| GM | DATE | OPPONENT | RESULT | SCORE | RECORD |
|----|-------|--------------|--------|--------|---------|
| 40 | 02/22 | @ Montreal | L | 3-7 | 15-19-6 |
| 41 | 02/23 | @ NY Rangers | L | 1-4 | 15-20-6 |
| 42 | 02/27 | DETROIT | W | 1-0 | 16-20-6 |
| 43 | 03/02 | BOSTON | L | 3-4 | 16-21-6 |
| 44 | 03/04 | @ Boston | L | 2-3 | 16-22-6 |
| 45 | 03/09 | NY AMERICANS | T | 2-2 OT | 16-22-7 |
| 46 | 03/13 | @ Detroit | L | 2-3 | 16-23-7 |
| 47 | 03/15 | @ Toronto | L | 1-7 | 16-24-7 |
| 48 | 03/16 | TORONTO | L | 0-3 | 16-25-7 |



| PLAYER | GP | G | A | PTS | PIM |
|--------------------|----|----|----|-----|-----|
| THOMS, BILL | 47 | 13 | 19 | 32 | 8 |
| ALLEN, GEORGE | 45 | 14 | 17 | 31 | 22 |
| BENTLEY, DOUG | 47 | 8 | 20 | 28 | 12 |
| DAHLSTROM, CARL | 42 | 11 | 14 | 25 | 6 |
| CHAD, JOHN | 45 | 7 | 18 | 25 | 16 |
| HERGESHEIMER, PHIL | 48 | 8 | 16 | 24 | 9 |
| SEIBERT, EARL | 46 | 3 | 17 | 20 | 52 |
| CARSE, BOB | 43 | 10 | 8 | 18 | 9 |
| MARCH, HAROLD | 44 | 8 | 9 | 17 | 16 |
| BENTLEY, MAX | 36 | 7 | 10 | 17 | 6 |
| CARSE, BILL | 32 | 4 | 13 | 17 | 12 |
| COOPER, JOE | 45 | 5 | 5 | 10 | 76 |
| KELLY, REGIS | 22 | 5 | 3 | 8 | 7 |
| WIERE, ART | 6 | 3 | 2 | 5 | 28 |
| GOTTSLEIG, JOHN | 45 | 1 | 4 | 5 | 5 |
| MARIUCCI, JOHN | 24 | 0 | 5 | 5 | 33 |
| PAPIKE, JOE | 9 | 2 | 2 | 4 | 2 |
| MACKAY, DAVE | 27 | 3 | 0 | 3 | 28 |

| PLAYER | GP | G | A | PTS | PIM |
|----------------|----|---|---|-----|-----|
| PORTLAND, JACK | 5 | 0 | 0 | 0 | 4 |
| GOODMAN, PAUL | 21 | 0 | 0 | 0 | 0 |
| LOPRESTI, SAM | 27 | 0 | 0 | 0 | 0 |

| GOALIES | GP | W | L | T | MIN | GA | SO | AVG |
|---------------|----|---|----|---|-------|----|----|------|
| GOODMAN, PAUL | 21 | 7 | 10 | 4 | 1,320 | 55 | 2 | 2.50 |
| LOPRESTI, SAM | 27 | 9 | 15 | 3 | 1,670 | 84 | 1 | 3.02 |

LEADERSHIP

PLAYERS

2016-17

OPPONENTS

TRADITION

RECORDS

PLAYOFFS

HISTORY

MINORS

NHL

MEDIA

1941-42 CHICAGO BLACKHAWKS 22-23-3, 47 POINTS, 4TH NHL

| |
|------------|
| LEADERSHIP |
| PLAYERS |
| 2016-17 |
| OPPONENTS |
| TRADITION |
| RECORDS |
| PLAYOFFS |
| HISTORY |
| MINORS |
| NHL |
| MEDIA |

| GM | DATE | OPPONENT | RESULT | SCORE | RECORD |
|----|-------|--------------|--------|--------|---------|
| 1 | 11/06 | BROOKLYN | W | 1-0 | 1-0-0 |
| 2 | 11/08 | @ Montreal | T | 2-2 OT | 1-0-1 |
| 3 | 11/13 | @ Brooklyn | W | 2-1 | 2-0-1 |
| 4 | 11/16 | DETROIT | W | 3-2 | 3-0-1 |
| 5 | 11/20 | BOSTON | W | 3-2 | 4-0-1 |
| 6 | 11/22 | @ Toronto | L | 0-3 | 4-1-1 |
| 7 | 11/23 | TORONTO | W | 3-2 | 5-1-1 |
| 8 | 11/25 | @ NY RANGERS | L | 4-5 OT | 4-2-1 |
| 9 | 11/27 | @ Detroit | L | 1-4 | 4-3-1 |
| 10 | 11/30 | NY RANGERS | L | 1-5 | 5-4-1 |
| 11 | 12/04 | MONTREAL | W | 9-2 | 6-4-1 |
| 12 | 12/07 | BROOKLYN | W | 5-4 | 7-4-1 |
| 13 | 12/09 | @ Boston | T | 2-2 OT | 7-4-2 |
| 14 | 12/14 | BOSTON | T | 3-3 OT | 7-4-3 |
| 15 | 12/18 | NY RANGERS | W | 5-1 | 8-4-3 |
| 16 | 12/20 | @ Toronto | W | 2-0 | 9-4-3 |
| 17 | 12/21 | TORONTO | L | 0-3 | 9-5-3 |
| 18 | 12/23 | @ Brooklyn | L | 3-4 | 9-6-3 |
| 19 | 12/25 | @ NY Rangers | L | 3-4 | 9-7-3 |
| 20 | 12/30 | @ Montreal | L | 3-5 | 9-8-3 |
| 21 | 01/01 | DETROIT | L | 0-3 | 9-9-3 |
| 22 | 01/06 | @ Boston | L | 2-3 | 9-10-3 |
| 23 | 01/08 | MONTREAL | W | 5-1 | 10-10-3 |
| 24 | 01/11 | DETROIT | L | 0-3 | 11-10-3 |
| 25 | 01/15 | @ Brooklyn | W | 7-4 | 12-10-3 |
| 26 | 01/17 | @ Toronto | W | 4-2 | 13-10-3 |
| 27 | 01/18 | BOSTON | L | 3-4 | 13-11-3 |
| 28 | 01/22 | BROOKLYN | W | 4-2 | 14-11-3 |
| 29 | 01/25 | TORONTO | W | 6-4 | 15-11-3 |
| 30 | 01/29 | @ Detroit | L | 0-2 | 15-12-3 |
| 31 | 02/01 | MONTREAL | L | 2-3 | 15-13-3 |
| 32 | 02/03 | @ Boston | W | 5-3 OT | 16-13-3 |
| 33 | 02/05 | @ Montreal | W | 4-3 | 17-13-3 |
| 34 | 02/08 | NY RANGERS | L | 3-4 | 17-14-3 |
| 35 | 02/10 | @ NY Rangers | W | 5-2 | 18-14-3 |
| 36 | 02/12 | DETROIT | W | 4-2 | 19-14-3 |
| 37 | 02/15 | BOSTON | W | 2-0 | 20-14-3 |

| GM | DATE | OPPONENT | RESULT | SCORE | RECORD |
|----|-------|--------------|--------|-------|---------|
| 38 | 02/19 | @ Detroit | L | 1-6 | 20-15-3 |
| 39 | 02/21 | @ Montreal | L | 3-5 | 20-16-3 |
| 40 | 02/22 | @ NY Rangers | L | 2-3 | 20-17-3 |
| 41 | 02/26 | MONTREAL | W | 5-4 | 21-17-3 |
| 42 | 02/28 | @ Toronto | L | 2-8 | 21-18-3 |
| 43 | 03/01 | TORONTO | L | 3-4 | 21-19-3 |
| 44 | 03/05 | @ Brooklyn | L | 1-2 | 21-20-3 |
| 45 | 03/08 | BROOKLYN | W | 6-1 | 22-20-3 |
| 46 | 03/10 | @ Boston | L | 1-9 | 22-21-3 |
| 47 | 03/15 | NY RANGERS | L | 1-5 | 22-22-3 |
| 48 | 03/19 | @ Detroit | L | 4-6 | 22-23-3 |



| PLAYER | GP | G | A | PTS | PIM |
|--------------------|----|----|----|-----|-----|
| THOMS, BILL | 48 | 15 | 30 | 45 | 8 |
| MARCH, HAROLD | 48 | 6 | 26 | 32 | 22 |
| BENTLEY, MAX | 39 | 13 | 17 | 30 | 2 |
| KALETA, ALEX | 48 | 7 | 21 | 28 | 24 |
| HAMILL, RED | 34 | 18 | 9 | 27 | 31 |
| CARSE, BILL | 43 | 13 | 14 | 27 | 16 |
| DAHLSTROM, CARL | 34 | 13 | 14 | 27 | 6 |
| BENTLEY, DOUG | 38 | 12 | 14 | 26 | 11 |
| CARSE, BOB | 33 | 7 | 16 | 23 | 10 |
| SEIBERT, EARL | 46 | 7 | 14 | 21 | 52 |
| ALLEN, GEORGE | 43 | 7 | 13 | 20 | 31 |
| COOPER, JOE | 47 | 6 | 14 | 20 | 58 |
| MOSENIKO, BILL | 12 | 6 | 8 | 14 | 4 |
| HERGESHEIMER, PHIL | 23 | 3 | 11 | 14 | 2 |
| MARIUCCI, JOHN | 47 | 5 | 8 | 13 | 64 |
| WEIRE, ART | 44 | 2 | 4 | 6 | 20 |
| JOHNSTON, GEORGE | 2 | 2 | 0 | 2 | 0 |
| STEWART, KEN | 6 | 1 | 1 | 2 | 0 |

| PLAYER | GP | G | A | PTS | PIM |
|---------------|----|---|---|-----|-----|
| TUTEN, AUDLEY | 5 | 1 | 1 | 2 | 10 |
| PAPKE, JOE | 9 | 1 | 0 | 1 | 0 |
| PURPUR, CLIFF | 8 | 0 | 0 | 0 | 0 |
| MITCHELL, RED | 1 | 0 | 0 | 0 | 4 |
| DICKIE, BILL | 1 | 0 | 0 | 0 | 0 |
| LOPRESTI, SAM | 47 | 0 | 0 | 0 | 0 |

| GOALIES | GP | W | L | T | MINS | GA | SO | AVG |
|---------------|----|----|----|---|-------|-----|----|------|
| DICKIE, BILL | 1 | 1 | 0 | 0 | 60 | 3 | 0 | 3.00 |
| LOPRESTI, SAM | 47 | 21 | 23 | 3 | 2,860 | 152 | 3 | 3.18 |

1942-43 CHICAGO BLACKHAWKS

17-18-15, 49 POINTS, 5TH NHL

| GM | DATE | OPPONENT | RESULT | SCORE | RECORD |
|----|-------|--------------|--------|--------|----------|
| 1 | 11/05 | BOSTON | W | 5-1 | 1-0-0 |
| 2 | 11/08 | @ Detroit | T | 3-3 OT | 1-0-1 |
| 3 | 11/10 | @ NY Rangers | L | 3-5 OT | 1-1-1 |
| 4 | 11/12 | @ Montreal | L | 2-5 | 1-2-1 |
| 5 | 11/14 | @ Toronto | W | 4-3 | 2-2-1 |
| 6 | 11/15 | TORONTO | W | 5-4 | 3-2-1 |
| 7 | 11/19 | DETROIT | W | 6-2 | 4-2-1 |
| 8 | 11/22 | MONTREAL | T | 3-3 | 4-2-2 |
| 9 | 11/24 | @ Boston | T | 5-5 | 4-2-3 |
| 10 | 11/26 | NY RANGERS | L | 1-2 | 4-3-3 |
| 11 | 11/29 | TORONTO | W | 3-2 | 5-3-3 |
| 12 | 12/03 | NY RANGERS | W | 3-1 | 6-3-3 |
| 13 | 12/06 | MONTREAL | W | 5-2 | 7-3-3 |
| 14 | 12/08 | @ Boston | L | 6-9 | 7-4-3 |
| 15 | 12/10 | @ Toronto | L | 2-7 | 7-5-3 |
| 16 | 12/13 | TORONTO | W | 5-2 | 8-5-3 |
| 17 | 12/17 | DETROIT | L | 1-3 | 8-6-3 |
| 18 | 12/20 | BOSTON | T | 4-4 | 8-6-4 |
| 19 | 12/25 | @ Montreal | T | 2-2 | 8-6-5 |
| 20 | 12/27 | @ Detroit | L | 1-6 | 8-7-5 |
| 21 | 01/01 | NY RANGERS | W | 6-5 | 9-7-5 |
| 22 | 01/03 | @ NY Rangers | T | 3-3 | 9-7-6 |
| 23 | 01/10 | DETROIT | W | 2-1 | 10-7-6 |
| 24 | 01/12 | @ Boston | L | 0-3 | 10-8-6 |
| 25 | 01/14 | @ Montreal | L | 1-5 | 10-9-6 |
| 26 | 01/16 | @ Detroit | T | 1-1 | 10-9-7 |
| 27 | 01/17 | DETROIT | T | 2-2 | 10-9-8 |
| 28 | 01/21 | MONTREAL | T | 4-4 | 10-9-9 |
| 29 | 01/23 | @ Toronto | L | 3-5 | 10-10-9 |
| 30 | 01/24 | BOSTON | W | 4-3 | 11-10-9 |
| 31 | 01/28 | NY RANGERS | W | 10-1 | 12-10-9 |
| 32 | 01/31 | TORONTO | T | 3-3 | 12-10-10 |
| 33 | 02/02 | @ Boston | L | 3-5 | 12-11-10 |
| 34 | 02/04 | @ NY Rangers | T | 1-1 | 12-11-11 |
| 35 | 02/07 | NY RANGERS | W | 8-4 | 13-11-11 |
| 36 | 02/11 | @ Montreal | L | 3-5 | 13-12-11 |
| 37 | 02/13 | @ Toronto | L | 2-3 | 13-13-11 |
| 38 | 02/14 | BOSTON | W | 3-2 | 14-13-11 |
| 39 | 02/18 | MONTREAL | L | 4-5 | 14-14-11 |



| PLAYER | GP | G | A | PTS | PIM |
|--------------------|----|----|----|-----|-----|
| BENTLEY, DOUG | 50 | 33 | 40 | 73 | 18 |
| BENTLEY, MAX | 47 | 26 | 44 | 70 | 2 |
| HAMILL, RED | 50 | 28 | 16 | 44 | 44 |
| THOMS, BILL | 46 | 15 | 28 | 43 | 11 |
| MARCH, HAROLD | 50 | 7 | 29 | 36 | 46 |
| CARSE, BOB | 46 | 10 | 22 | 32 | 6 |
| SEIBERT, EARL | 44 | 5 | 27 | 32 | 48 |
| PURPUR, CLIFF | 50 | 13 | 16 | 29 | 14 |
| DAHLSTROM, CARL | 38 | 11 | 13 | 24 | 10 |
| ALLEN, GEORGE | 47 | 10 | 14 | 24 | 26 |
| JOHNSTON, GEORGE | 30 | 10 | 7 | 17 | 0 |
| TUTEN, AUDLEY | 34 | 3 | 7 | 10 | 38 |
| GOTTSSELIG, JOHN | 10 | 2 | 6 | 8 | 22 |
| WIEBE, ART | 33 | 1 | 7 | 8 | 25 |
| HERGESHEIMER, PHIL | 9 | 1 | 3 | 4 | 0 |
| BENTLEY, REG | 11 | 1 | 2 | 3 | 2 |
| MOSIENKO, BILL | 2 | 2 | 0 | 2 | 0 |
| MITCHELL, RED | 42 | 1 | 1 | 2 | 47 |

| PLAYER | GP | G | A | PTS | PIM |
|----------------|----|---|---|-----|-----|
| MATTE, JOE | 12 | 0 | 2 | 2 | 8 |
| CARBOL, LEO | 6 | 0 | 1 | 1 | 4 |
| GARDINER, BERT | 50 | 0 | 0 | 0 | 0 |

| GOALIES | GP | W | L | T | MIN | GA | SO | AVG |
|----------------|----|----|----|----|-------|-----|----|------|
| GARDINER, BERT | 50 | 17 | 18 | 15 | 3,020 | 180 | 1 | 3.58 |

LEADERSHIP

PLAYERS

2016-17

OPPONENTS

TRADITION

RECORDS

PLAYOFFS

HISTORY

MINORS

NHL

MEDIA

1943-44 CHICAGO BLACKHAWKS

22-23-5, 49 POINTS, 4TH NHL

| |
|------------|
| LEADERSHIP |
| PLAYERS |
| 2016-17 |
| OPPONENTS |
| TRADITION |
| RECORDS |
| PLAYOFFS |
| HISTORY |
| MINORS |
| NHL |
| MEDIA |

| GM | DATE | OPPONENT | RESULT | SCORE | RECORD |
|----|-------|--------------|--------|-------|---------|
| 1 | 10/31 | TORONTO | L | 1-4 | 0-1-0 |
| 2 | 11/04 | MONTREAL | L | 3-5 | 0-2-0 |
| 3 | 11/06 | @ NY Rangers | W | 4-3 | 1-2-0 |
| 4 | 11/07 | @ Montreal | L | 1-5 | 1-3-0 |
| 5 | 11/11 | BOSTON | W | 6-4 | 2-3-0 |
| 6 | 11/13 | @ Toronto | W | 4-1 | 3-3-0 |
| 7 | 11/14 | NY RANGERS | W | 10-5 | 4-3-0 |
| 8 | 11/18 | BOSTON | W | 7-3 | 5-3-0 |
| 9 | 11/21 | @ Detroit | L | 2-5 | 5-4-0 |
| 10 | 11/25 | DETROIT | W | 4-3 | 6-4-0 |
| 11 | 11/28 | BOSTON | W | 5-4 | 7-4-0 |
| 12 | 11/30 | @ Boston | L | 5-6 | 7-5-0 |
| 13 | 12/02 | @ Montreal | L | 2-6 | 7-6-0 |
| 14 | 12/05 | NY RANGERS | W | 7-6 | 8-6-0 |
| 15 | 12/12 | TORONTO | W | 3-2 | 9-6-0 |
| 16 | 12/14 | @ Boston | L | 3-4 | 9-7-0 |
| 17 | 12/18 | @ Toronto | L | 4-8 | 9-8-0 |
| 18 | 12/19 | TORONTO | L | 2-5 | 9-9-0 |
| 19 | 12/22 | DETROIT | W | 7-1 | 10-9-0 |
| 20 | 12/25 | @ Montreal | L | 1-5 | 10-10-0 |
| 21 | 12/26 | @ NY Rangers | L | 6-7 | 10-11-0 |
| 22 | 01/01 | MONTREAL | L | 0-4 | 10-12-0 |
| 23 | 01/04 | @ Boston | L | 4-6 | 10-13-0 |
| 24 | 01/06 | @ Toronto | L | 1-6 | 10-14-0 |
| 25 | 01/09 | @ Detroit | L | 2-4 | 10-15-0 |
| 26 | 01/13 | @ NY Rangers | W | 5-2 | 11-15-0 |
| 27 | 01/16 | MONTREAL | T | 1-1 | 11-15-1 |
| 28 | 01/20 | @ Detroit | L | 3-4 | 11-16-1 |
| 29 | 01/23 | TORONTO | W | 5-3 | 12-16-1 |
| 30 | 01/27 | NY RANGERS | W | 6-4 | 13-16-1 |
| 31 | 01/29 | @ Toronto | W | 4-3 | 14-16-1 |
| 32 | 01/30 | DETROIT | W | 3-2 | 15-16-1 |
| 33 | 02/01 | @ Boston | W | 2-0 | 16-16-1 |
| 34 | 02/05 | @ Montreal | L | 1-6 | 16-17-1 |
| 35 | 02/06 | @ NY Rangers | T | 4-4 | 16-17-2 |
| 36 | 02/10 | BOSTON | L | 4-5 | 16-18-2 |
| 37 | 02/13 | MONTREAL | T | 2-2 | 16-18-3 |

| GM | DATE | OPPONENT | RESULT | SCORE | RECORD |
|----|-------|--------------|--------|-------|---------|
| 38 | 02/20 | TORONTO | T | 0-0 | 16-18-4 |
| 39 | 02/22 | @ NY Rangers | W | 8-4 | 17-18-4 |
| 40 | 02/26 | @ Toronto | W | 3-2 | 18-18-4 |
| 41 | 02/27 | NY RANGERS | W | 4-2 | 19-18-4 |
| 42 | 03/02 | BOSTON | W | 4-2 | 20-18-4 |
| 43 | 03/04 | @ Detroit | L | 2-6 | 20-19-4 |
| 44 | 03/05 | DETROIT | W | 6-1 | 21-19-4 |
| 45 | 03/09 | MONTREAL | L | 2-3 | 21-20-4 |
| 46 | 03/12 | NY RANGERS | T | 4-4 | 21-20-5 |
| 47 | 03/14 | @ Boston | L | 4-6 | 21-21-5 |
| 48 | 03/16 | @ Montreal | L | 2-3 | 21-22-5 |
| 49 | 03/18 | @ Detroit | L | 3-6 | 21-23-5 |
| 50 | 03/19 | DETROIT | W | 2-0 | 22-23-5 |



| PLAYER | GP | G | A | PTS | PIM |
|-----------------|----|----|----|-----|-----|
| BENTLEY, DOUG | 50 | 38 | 39 | 77 | 22 |
| SMITH, CLINT | 50 | 23 | 49 | 72 | 4 |
| MOSENIKO, BILL | 50 | 32 | 38 | 70 | 10 |
| DAHLSTROM, CARL | 50 | 20 | 22 | 42 | 8 |
| ALLEN, GEORGE | 45 | 17 | 24 | 41 | 38 |
| MARCH, HAROLD | 48 | 10 | 27 | 37 | 16 |
| SEIBERT, EARL | 50 | 8 | 25 | 33 | 40 |
| GOTTSELIG, JOHN | 46 | 8 | 15 | 23 | 6 |
| PURPUR, CLIFF | 40 | 9 | 10 | 19 | 13 |
| JOHNSON, VIRGIL | 49 | 1 | 8 | 9 | 23 |
| THOMS, BILL | 7 | 3 | 5 | 8 | 2 |
| WIERE, ART | 23 | 2 | 4 | 6 | 2 |
| HEYUGER, VIC | 26 | 2 | 3 | 5 | 2 |
| CAMPBELL, DON | 17 | 1 | 3 | 4 | 6 |
| TOUPIN, JACQUES | 8 | 1 | 2 | 3 | 0 |
| DYTE, JACK | 27 | 1 | 0 | 1 | 31 |
| COOPER, JOE | 13 | 1 | 0 | 1 | 17 |
| GRIGOR, GEORGE | 2 | 1 | 0 | 1 | 0 |

| PLAYER | GP | G | A | PTS | PIM |
|-----------------|----|---|---|-----|-----|
| BUTTREY, GORDON | 10 | 0 | 0 | 0 | 0 |
| FARRANT, WALT | 1 | 0 | 0 | 0 | 0 |
| HARMS, JOHN | 1 | 0 | 0 | 0 | 0 |
| KARAKAS, MIKE | 26 | 0 | 0 | 0 | 0 |
| HIGHTON, HEC | 24 | 0 | 0 | 0 | 0 |

| GOALIES | GP | W | L | T | MINS | GA | SO | AVG |
|---------------|----|----|----|---|-------|-----|----|------|
| KARAKAS, MIKE | 26 | 12 | 9 | 5 | 1,560 | 79 | 3 | 3.04 |
| HIGHTON, HEC | 24 | 10 | 14 | 0 | 1,440 | 108 | 0 | 4.50 |

1944-45 CHICAGO BLACKHAWKS

13-30-7, 33 POINTS, 5TH NHL

| GM | DATE | OPPONENT | RESULT | SCORE | RECORD | GM | DATE | OPPONENT | RESULT | SCORE | RECORD |
|----|-------|--------------|--------|-------|--------|----|-------|--------------|--------|-------|---------|
| 1 | 10/29 | TORONTO | L | 5-11 | 0-1-0 | 40 | 02/21 | BOSTON | W | 5-0 | 9-25-6 |
| 2 | 11/01 | NY RANGERS | W | 8-3 | 1-1-0 | 41 | 02/24 | @ Detroit | L | 2-4 | 9-26-6 |
| 3 | 11/05 | BOSTON | L | 3-6 | 1-2-0 | 42 | 02/25 | DETROIT | L | 1-3 | 9-27-6 |
| 4 | 11/09 | @ Montreal | L | 2-9 | 1-3-0 | 43 | 02/27 | @ Toronto | T | 3-3 | 9-27-7 |
| 5 | 11/12 | MONTREAL | L | 2-4 | 1-4-0 | 44 | 03/01 | @ NY Rangers | W | 5-3 | 10-27-7 |
| 6 | 11/14 | @ Boston | L | 5-7 | 1-5-0 | 45 | 03/04 | MONTREAL | W | 6-4 | 11-27-7 |
| 7 | 11/18 | @ Toronto | L | 4-5 | 1-6-0 | 46 | 03/07 | NY RANGERS | W | 6-3 | 12-27-7 |
| 8 | 11/19 | TORONTO | L | 3-4 | 1-7-0 | 47 | 03/11 | @ Boston | L | 2-7 | 12-28-7 |
| 9 | 11/23 | NY RANGERS | T | 4-4 | 1-7-1 | 48 | 03/15 | BOSTON | L | 3-5 | 12-29-7 |
| 10 | 11/25 | @ Detroit | L | 4-7 | 1-8-1 | 49 | 03/17 | @ Montreal | L | 3-4 | 12-30-7 |
| 11 | 11/26 | DETROIT | W | 6-5 | 2-8-1 | 50 | 03/18 | @ Detroit | W | 5-3 | 13-30-7 |
| 12 | 11/30 | BOSTON | L | 2-7 | 2-9-1 | | | | | | |
| 13 | 12/03 | MONTREAL | L | 1-2 | 2-10-1 | | | | | | |
| 14 | 12/10 | @ NY Rangers | T | 1-1 | 2-10-2 | | | | | | |
| 15 | 12/17 | DETROIT | W | 2-1 | 3-10-2 | | | | | | |
| 16 | 12/20 | NY RANGERS | L | 1-3 | 3-11-2 | | | | | | |
| 17 | 12/23 | @ Montreal | L | 1-2 | 3-12-2 | | | | | | |
| 18 | 12/24 | @ NY Rangers | T | 3-3 | 3-12-3 | | | | | | |
| 19 | 12/28 | @ Boston | L | 1-2 | 3-13-3 | | | | | | |
| 20 | 12/30 | @ Toronto | L | 0-4 | 3-14-3 | | | | | | |
| 21 | 12/31 | @ Detroit | L | 2-6 | 3-15-3 | | | | | | |
| 22 | 01/01 | DETROIT | L | 2-4 | 3-16-3 | | | | | | |
| 23 | 01/06 | @ Montreal | L | 1-10 | 3-17-3 | | | | | | |
| 24 | 01/07 | @ NY Rangers | T | 0-0 | 3-17-4 | | | | | | |
| 25 | 01/14 | BOSTON | W | 4-1 | 4-17-4 | | | | | | |
| 26 | 01/17 | MONTREAL | L | 2-4 | 4-18-4 | | | | | | |
| 27 | 01/20 | @ Toronto | L | 4-8 | 4-19-4 | | | | | | |
| 28 | 01/21 | TORONTO | W | 4-0 | 5-19-4 | | | | | | |
| 29 | 01/24 | NY RANGERS | L | 3-4 | 5-20-4 | | | | | | |
| 30 | 01/27 | @ Detroit | L | 1-5 | 5-21-4 | | | | | | |
| 31 | 01/28 | DETROIT | L | 2-4 | 5-22-4 | | | | | | |
| 32 | 01/30 | @ Boston | W | 5-3 | 6-22-4 | | | | | | |
| 33 | 02/01 | @ Montreal | T | 1-1 | 6-22-5 | | | | | | |
| 34 | 02/04 | TORONTO | L | 3-4 | 6-23-5 | | | | | | |
| 35 | 02/10 | @ Toronto | W | 2-1 | 7-23-5 | | | | | | |
| 36 | 02/11 | TORONTO | W | 2-1 | 8-23-5 | | | | | | |
| 37 | 02/13 | @ Boston | L | 2-3 | 8-24-5 | | | | | | |
| 38 | 02/15 | @ NY Rangers | L | 2-6 | 8-25-5 | | | | | | |
| 39 | 02/18 | MONTREAL | T | 0-0 | 8-25-6 | | | | | | |



| PLAYER | GP | G | A | PTS | PIM | PLAYER | GP | G | A | PTS | PIM |
|-----------------|----|----|----|-----|-----|------------------|----|---|---|-----|-----|
| MOSIENKO, BILL | 50 | 28 | 26 | 54 | 0 | KARAKAS, MIKE | 48 | 0 | 1 | 1 | 0 |
| SMITH, CLINT | 50 | 23 | 31 | 54 | 0 | JOHNSON, VIRGIL | 2 | 0 | 1 | 1 | 2 |
| HORECK, PETE | 50 | 20 | 16 | 36 | 44 | PAPKE, JOE | 2 | 0 | 1 | 1 | 2 |
| COOPER, JOE | 50 | 4 | 17 | 21 | 50 | SIMON, CULLY | 28 | 0 | 0 | 0 | 14 |
| DAHLSTROM, CARL | 40 | 6 | 13 | 19 | 0 | BRETTO, JOE | 3 | 0 | 0 | 0 | 4 |
| MCDONALD, BYRON | 26 | 6 | 13 | 19 | 0 | GOTTSSELG, JOHN | 1 | 0 | 0 | 0 | 0 |
| GROSSO, DON | 22 | 9 | 6 | 15 | 4 | ZOBOROSKY, MARTY | 1 | 0 | 0 | 0 | 2 |
| SEIBERT, EARL | 22 | 7 | 8 | 15 | 13 | STEVENSON, DOUG | 2 | 0 | 0 | 0 | 0 |
| BRAYSHAW, RUSS | 45 | 5 | 9 | 14 | 24 | | | | | | |
| HARMS, JOHN | 45 | 5 | 5 | 10 | 21 | | | | | | |
| MARCH, HAROLD | 38 | 5 | 5 | 10 | 12 | | | | | | |
| FRASER, HARVEY | 21 | 5 | 4 | 9 | 0 | | | | | | |
| PURPUR, CLIFF | 21 | 2 | 7 | 9 | 11 | | | | | | |
| CHECK, LUDE | 26 | 6 | 2 | 8 | 4 | | | | | | |
| THOMS, BILL | 21 | 2 | 6 | 8 | 8 | | | | | | |
| MITCHELL, RED | 40 | 3 | 4 | 7 | 16 | | | | | | |
| FIELD, WILFRED | 37 | 3 | 4 | 7 | 20 | | | | | | |
| RAMSAY, LES | 11 | 2 | 2 | 4 | 2 | | | | | | |

| GOALIES | GP | W | L | T | MINS | GA | SO | AVG |
|-----------------|----|----|----|---|-------|-----|----|------|
| KARAKAS, MIKE | 48 | 12 | 29 | 7 | 2,880 | 187 | 4 | 3.90 |
| STEVENSON, DOUG | 2 | 1 | 1 | 0 | 120 | 7 | 0 | 3.50 |

1945-46 CHICAGO BLACKHAWKS

23-20-7, 53 POINTS, 3RD NHL

| GM | DATE | OPPONENT | RESULT | SCORE | RECORD | GM | DATE | OPPONENT | RESULT | SCORE | RECORD |
|----|-------|--------------|--------|-------|---------|----|-------|------------|--------|-------|---------|
| 1 | 10/24 | @ Boston | W | 5-4 | 1-0-0 | 38 | 02/13 | MONTREAL | L | 1-5 | 20-14-4 |
| 2 | 10/27 | @ Montreal | L | 4-8 | 1-1-0 | 39 | 02/16 | @ Detroit | T | 3-3 | 20-14-5 |
| 3 | 10/31 | NY RANGERS | W | 5-1 | 2-1-0 | 40 | 02/17 | DETROIT | T | 2-2 | 20-14-6 |
| 4 | 11/04 | TORONTO | W | 7-4 | 3-1-0 | 41 | 02/20 | BOSTON | W | 4-3 | 21-14-6 |
| 5 | 11/08 | @ NY Rangers | W | 5-4 | 4-1-0 | 42 | 02/24 | NY RANGERS | T | 2-2 | 21-14-7 |
| 6 | 11/10 | @ Toronto | L | 2-3 | 4-2-0 | 43 | 03/02 | @ Toronto | L | 4-9 | 21-15-7 |
| 7 | 11/11 | TORONTO | W | 5-3 | 5-2-0 | 44 | 03/03 | BOSTON | W | 5-3 | 22-15-7 |
| 8 | 11/15 | @ Detroit | L | 2-5 | 5-3-0 | 45 | 03/06 | TORONTO | L | 2-5 | 22-16-7 |
| 9 | 11/18 | DETROIT | L | 3-5 | 5-4-0 | 46 | 03/10 | MONTREAL | L | 1-3 | 22-17-7 |
| 10 | 11/22 | NY RANGERS | T | 3-3 | 5-4-1 | 47 | 03/13 | DETROIT | W | 9-4 | 23-17-7 |
| 11 | 11/25 | MONTREAL | W | 5-1 | 6-4-1 | 48 | 03/14 | @ Detroit | L | 3-7 | 23-18-7 |
| 12 | 12/01 | @ Toronto | W | 8-2 | 7-4-1 | 49 | 03/16 | @ Montreal | L | 3-6 | 23-19-7 |
| 13 | 12/02 | TORONTO | L | 3-5 | 7-5-1 | 50 | 03/17 | @ Boston | L | 3-5 | 23-20-7 |
| 14 | 12/05 | @ Boston | L | 3-6 | 7-6-1 | | | | | | |
| 15 | 12/09 | BOSTON | W | 8-3 | 8-6-1 | | | | | | |
| 16 | 12/13 | @ NY Rangers | W | 7-4 | 9-6-1 | | | | | | |
| 17 | 12/16 | DETROIT | W | 6-4 | 10-6-1 | | | | | | |
| 18 | 12/19 | MONTREAL | T | 4-4 | 10-6-2 | | | | | | |
| 19 | 12/22 | @ Detroit | W | 6-4 | 11-6-2 | | | | | | |
| 20 | 12/23 | DETROIT | T | 4-4 | 11-6-3 | | | | | | |
| 21 | 12/29 | @ Montreal | W | 5-4 | 12-6-3 | | | | | | |
| 22 | 12/30 | @ NY Rangers | L | 2-3 | 12-7-3 | | | | | | |
| 23 | 01/01 | TORONTO | W | 3-1 | 13-7-3 | | | | | | |
| 24 | 01/05 | @ Toronto | W | 3-0 | 14-7-3 | | | | | | |
| 25 | 01/06 | @ Detroit | L | 2-3 | 14-8-3 | | | | | | |
| 26 | 01/12 | @ Boston | L | 3-4 | 14-9-3 | | | | | | |
| 27 | 01/13 | @ NY Rangers | L | 2-3 | 14-10-3 | | | | | | |
| 28 | 01/16 | @ Montreal | W | 2-1 | 15-10-3 | | | | | | |
| 29 | 01/20 | NY RANGERS | W | 9-1 | 16-10-3 | | | | | | |
| 30 | 01/23 | MONTREAL | W | 7-2 | 17-10-3 | | | | | | |
| 31 | 01/26 | @ Toronto | L | 5-6 | 17-11-3 | | | | | | |
| 32 | 01/27 | BOSTON | W | 3-1 | 18-11-3 | | | | | | |
| 33 | 01/30 | @ Boston | L | 3-4 | 18-12-3 | | | | | | |
| 34 | 02/03 | BOSTON | W | 3-1 | 19-12-3 | | | | | | |
| 35 | 02/06 | NY RANGERS | W | 6-2 | 20-12-3 | | | | | | |
| 36 | 02/09 | @ Montreal | L | 2-6 | 20-13-3 | | | | | | |
| 37 | 02/10 | @ NY Rangers | T | 2-2 | 20-13-4 | | | | | | |



| PLAYER | GP | G | A | PTS | PIM | PLAYER | GP | G | A | PTS | PIM |
|------------------|----|----|----|-----|-----|-----------------|----|---|---|-----|-----|
| BENTLEY, MAX | 47 | 31 | 30 | 61 | 6 | REISE, JR., LEO | 6 | 0 | 0 | 0 | 6 |
| SMITH, CLINT | 50 | 26 | 24 | 50 | 2 | KARAKAS, MIKE | 48 | 0 | 0 | 0 | 5 |
| MOSIENKO, BILL | 40 | 18 | 30 | 48 | 12 | STEVENSON, DOUG | 2 | 0 | 0 | 0 | 0 |
| KALETA, ALEX | 49 | 19 | 27 | 46 | 17 | | | | | | |
| HORECK, PETE | 50 | 20 | 21 | 41 | 34 | | | | | | |
| BENTLEY, DOUG | 36 | 19 | 21 | 40 | 16 | | | | | | |
| HAMILL, RED | 48 | 20 | 17 | 37 | 23 | | | | | | |
| GEE, GEORGE | 35 | 14 | 15 | 29 | 12 | | | | | | |
| ALLEN, GEORGE | 44 | 11 | 15 | 26 | 16 | | | | | | |
| GROSSO, DON | 46 | 7 | 10 | 17 | 17 | | | | | | |
| WARES, EDDIE | 46 | 4 | 11 | 15 | 34 | | | | | | |
| MARIUCCI, JOHN | 50 | 3 | 8 | 11 | 58 | | | | | | |
| JOHNSTON, GEORGE | 16 | 5 | 4 | 9 | 2 | | | | | | |
| COOPER, JOE | 50 | 2 | 7 | 9 | 46 | | | | | | |
| HAMILTON, REG | 48 | 1 | 7 | 8 | 31 | | | | | | |
| CHAD, JOHN | 13 | 0 | 1 | 1 | 2 | | | | | | |

| GOALIES | GP | W | L | T | MIN | GA | SO | AVG |
|-----------------|----|----|----|---|-------|-----|----|------|
| KARAKAS, MIKE | 48 | 22 | 19 | 7 | 2,880 | 166 | 1 | 3.46 |
| STEVENSON, DOUG | 2 | 1 | 1 | 0 | 120 | 12 | 0 | 6.00 |

1946-47 CHICAGO BLACKHAWKS

| GM | DATE | OPPONENT | RESULT | SCORE | RECORD | GM | DATE | OPPONENT | RESULT | SCORE | RECORD |
|----|-------|--------------|--------|-------|---------|----|-------|--------------|--------|-------|---------|
| 1 | 10/20 | @ Boston | T | 2-2 | 0-0-1 | 40 | 02/02 | BOSTON | W | 3-1 | 13-24-3 |
| 2 | 10/23 | @ Detroit | W | 6-5 | 1-0-1 | 41 | 02/05 | NY RANGERS | L | 2-3 | 13-25-3 |
| 3 | 10/26 | @ Toronto | L | 1-2 | 1-1-1 | 42 | 02/09 | BOSTON | W | 6-4 | 14-25-3 |
| 4 | 10/30 | TORONTO | L | 2-5 | 1-2-1 | 43 | 02/12 | MONTREAL | T | 1-1 | 14-25-4 |
| 5 | 11/03 | BOSTON | W | 5-3 | 2-2-1 | 44 | 02/15 | @ Detroit | L | 1-5 | 14-26-4 |
| 6 | 11/06 | NY RANGERS | W | 6-2 | 3-2-1 | 45 | 02/16 | DETROIT | W | 3-2 | 15-26-4 |
| 7 | 11/07 | @ Montreal | L | 3-4 | 3-3-1 | 46 | 02/19 | TORONTO | W | 5-3 | 16-26-4 |
| 8 | 11/10 | TORONTO | L | 2-4 | 3-4-1 | 47 | 02/23 | BOSTON | L | 4-9 | 16-27-4 |
| 9 | 11/16 | @ NY Rangers | W | 6-2 | 4-4-1 | 48 | 02/26 | @ NY Rangers | W | 9-7 | 17-27-4 |
| 10 | 11/17 | @ Detroit | L | 2-5 | 4-5-1 | 49 | 02/27 | @ Montreal | L | 1-6 | 17-28-4 |
| 11 | 11/20 | DETROIT | L | 6-8 | 4-6-1 | 50 | 03/02 | DETROIT | L | 1-3 | 17-29-4 |
| 12 | 11/24 | NY RANGERS | L | 1-5 | 4-7-1 | 51 | 03/03 | @ NY Rangers | W | 9-4 | 18-29-4 |
| 13 | 11/27 | TORONTO | W | 5-2 | 5-7-1 | 52 | 03/05 | NY RANGERS | L | 1-3 | 18-30-4 |
| 14 | 11/30 | @ Toronto | L | 0-11 | 5-8-1 | 53 | 03/08 | @ Toronto | L | 4-12 | 18-31-4 |
| 15 | 12/01 | NY RANGERS | L | 1-2 | 5-9-1 | 54 | 03/09 | MONTREAL | L | 1-4 | 18-32-4 |
| 16 | 12/03 | @ Montreal | L | 1-4 | 5-10-1 | 55 | 03/12 | DETROIT | L | 3-8 | 19-33-4 |
| 17 | 12/04 | DETROIT | T | 0-0 | 5-10-2 | 56 | 03/15 | @ Boston | L | 3-8 | 19-34-4 |
| 18 | 12/08 | MONTREAL | L | 3-5 | 5-11-2 | 57 | 03/16 | DETROIT | L | 6-10 | 19-35-4 |
| 19 | 12/11 | @ Boston | L | 1-4 | 5-12-2 | 58 | 03/19 | @ Boston | L | 3-7 | 18-36-4 |
| 20 | 12/15 | TORONTO | L | 3-4 | 5-13-2 | 59 | 03/22 | @ Montreal | W | 5-4 | 19-36-4 |
| 21 | 12/18 | DETROIT | W | 5-2 | 6-13-2 | 60 | 03/23 | @ NY Rangers | L | 3-4 | 19-37-4 |
| 22 | 12/21 | @ Toronto | L | 1-3 | 6-14-2 | | | | | | |
| 23 | 12/22 | BOSTON | W | 5-1 | 7-14-2 | | | | | | |
| 24 | 12/25 | @ Boston | W | 5-3 | 8-14-2 | | | | | | |
| 25 | 12/28 | @ Montreal | L | 2-8 | 8-15-2 | | | | | | |
| 26 | 01/01 | MONTREAL | L | 2-5 | 8-16-2 | | | | | | |
| 27 | 01/05 | @ NY Rangers | L | 0-9 | 8-17-2 | | | | | | |
| 28 | 01/08 | @ Toronto | L | 4-10 | 8-18-2 | | | | | | |
| 29 | 01/09 | @ Detroit | W | 6-4 | 9-18-2 | | | | | | |
| 30 | 01/11 | @ Montreal | W | 2-1 | 10-18-2 | | | | | | |
| 31 | 01/12 | MONTREAL | W | 3-1 | 11-18-2 | | | | | | |
| 32 | 01/15 | @ Boston | L | 3-6 | 11-19-2 | | | | | | |
| 33 | 01/18 | @ Boston | L | 1-3 | 11-20-2 | | | | | | |
| 34 | 01/19 | @ NY Rangers | L | 3-5 | 11-21-2 | | | | | | |
| 35 | 01/22 | NY RANGERS | L | 2-4 | 11-22-2 | | | | | | |
| 36 | 01/23 | @ Detroit | L | 2-8 | 11-23-2 | | | | | | |
| 37 | 01/26 | TORONTO | T | 6-6 | 11-23-3 | | | | | | |
| 38 | 01/28 | MONTREAL | L | 2-4 | 11-24-3 | | | | | | |
| 39 | 02/01 | @ Toronto | W | 5-4 | 12-24-3 | | | | | | |



| PLAYER | GP | G | A | PTS | PIM |
|------------------|----|----|----|-----|-----|
| BENTLEY, MAX | 60 | 29 | 45 | 72 | 12 |
| BENTLEY, DOUG | 52 | 21 | 34 | 55 | 18 |
| MOSHENKO, BILL | 59 | 25 | 27 | 52 | 2 |
| KALETA, ALEX | 57 | 24 | 20 | 44 | 37 |
| HAMILL, RED | 60 | 21 | 19 | 40 | 12 |
| GEE, GEORGE | 60 | 20 | 20 | 40 | 26 |
| BROWN, ADAM | 42 | 11 | 25 | 36 | 57 |
| SMITH, CLINT | 52 | 9 | 17 | 26 | 6 |
| GADSPY, BILL | 48 | 8 | 10 | 18 | 31 |
| WARES, EDDIE | 60 | 4 | 7 | 11 | 21 |
| MARIUCCI, JOHN | 52 | 2 | 9 | 11 | 110 |
| HORECK, PETE | 18 | 4 | 6 | 10 | 12 |
| ASHWORTH, FRANK | 18 | 5 | 4 | 9 | 2 |
| NATRASS, RALPH | 35 | 4 | 5 | 9 | 34 |
| JACKSON, JACK | 48 | 2 | 5 | 7 | 38 |
| JOHNSTON, GEORGE | 10 | 3 | 1 | 4 | 0 |
| BLADE, HANK | 18 | 1 | 3 | 4 | 2 |
| HAMILTON, REG | 10 | 0 | 3 | 3 | 2 |

| PLAYER | GP | G | A | PTS | PIM |
|-----------------|----|---|---|-----|-----|
| FOWLER, TOM | 24 | 0 | 1 | 1 | 18 |
| DICK, HARRY | 12 | 0 | 1 | 1 | 12 |
| REISE, JR., LOE | 17 | 0 | 0 | 0 | 13 |
| BIBEAULT, PAUL | 41 | 0 | 0 | 0 | 25 |
| FRANCIS, EMILE | 19 | 0 | 0 | 0 | 0 |

| GOALIES | GP | W | L | T | MIN | GA | SO | AVG |
|----------------|----|----|----|---|-------|-----|----|------|
| BIBEAULT, PAUL | 41 | 13 | 25 | 3 | 2,460 | 170 | 1 | 4.15 |
| FRANCIS, EMILE | 19 | 6 | 12 | 1 | 1,340 | 104 | 0 | 5.47 |

1947-48 CHICAGO BLACKHAWKS 20-34-6, 46 POINTS, 6TH NHL

| LEADERSHIP |
|------------|
| PLAYERS |
| 2016-17 |
| OPPONENTS |
| TRADITION |
| RECORDS |
| PLAYOFFS |
| HISTORY |
| MINORS |
| NHL |
| MEDIA |

| GM | DATE | OPPONENT | RESULT | SCORE | RECORD |
|----|-------|--------------|--------|-------|---------|
| 1 | 10/15 | @ Detroit | L | 2-4 | 0-1-0 |
| 2 | 10/18 | @ Montreal | L | 2-4 | 0-2-0 |
| 3 | 10/25 | @ Toronto | L | 1-5 | 0-3-0 |
| 4 | 10/26 | @ Boston | L | 2-3 | 0-4-0 |
| 5 | 10/29 | DETROIT | L | 2-5 | 0-5-0 |
| 6 | 11/02 | MONTREAL | L | 2-4 | 0-6-0 |
| 7 | 11/05 | BOSTON | L | 1-2 | 0-7-0 |
| 8 | 11/09 | NY RANGERS | W | 8-5 | 1-7-0 |
| 9 | 11/12 | @ Toronto | W | 5-4 | 2-7-0 |
| 10 | 11/13 | @ Montreal | L | 2-5 | 2-8-0 |
| 11 | 11/15 | @ NY Rangers | W | 5-3 | 3-8-0 |
| 12 | 11/16 | TORONTO | L | 4-5 | 3-9-0 |
| 13 | 11/19 | MONTREAL | T | 2-2 | 3-9-1 |
| 14 | 11/22 | @ Detroit | L | 5-8 | 3-10-1 |
| 15 | 11/23 | DETROIT | L | 3-9 | 3-11-1 |
| 16 | 11/26 | BOSTON | W | 5-3 | 4-11-1 |
| 17 | 11/30 | NY RANGERS | L | 2-6 | 4-12-1 |
| 18 | 12/03 | @ Boston | T | 4-4 | 4-12-2 |
| 19 | 12/06 | @ Toronto | L | 5-12 | 4-13-2 |
| 20 | 12/07 | TORONTO | L | 2-3 | 4-14-2 |
| 21 | 12/10 | BOSTON | W | 6-5 | 5-14-2 |
| 22 | 12/13 | @ Detroit | L | 3-4 | 5-15-2 |
| 23 | 12/14 | MONTREAL | L | 3-4 | 5-16-2 |
| 24 | 12/17 | DETROIT | L | 1-7 | 5-17-2 |
| 25 | 12/21 | TORONTO | L | 1-3 | 5-18-2 |
| 26 | 12/23 | NY RANGERS | W | 7-1 | 6-18-2 |
| 27 | 12/25 | @ Boston | W | 6-1 | 7-18-2 |
| 28 | 12/27 | @ Montreal | L | 1-3 | 7-19-2 |
| 29 | 12/31 | @ Detroit | L | 0-4 | 7-20-2 |
| 30 | 01/01 | DETROIT | L | 1-4 | 7-21-2 |
| 31 | 01/04 | @ NY Rangers | W | 4-1 | 8-21-2 |
| 32 | 01/10 | @ Toronto | L | 4-6 | 8-22-2 |
| 33 | 01/11 | BOSTON | W | 4-1 | 9-22-2 |
| 34 | 01/14 | @ NY Rangers | L | 2-4 | 9-23-2 |
| 35 | 01/17 | @ Montreal | L | 1-3 | 9-24-2 |
| 36 | 01/18 | @ Detroit | W | 5-4 | 10-24-2 |
| 37 | 01/21 | MONTREAL | W | 3-1 | 11-24-2 |

| GM | DATE | OPPONENT | RESULT | SCORE | RECORD |
|----|-------|--------------|--------|-------|---------|
| 38 | 01/24 | @ Toronto | L | 1-2 | 11-25-2 |
| 39 | 01/25 | TORONTO | T | 4-4 | 11-25-3 |
| 40 | 01/28 | NY RANGERS | L | 2-3 | 11-26-3 |
| 41 | 01/31 | @ Boston | W | 7-4 | 12-26-3 |
| 42 | 02/01 | @ NY Rangers | T | 2-2 | 12-26-4 |
| 43 | 02/03 | DETROIT | L | 1-4 | 12-27-4 |
| 44 | 02/05 | @ Montreal | W | 7-2 | 13-27-4 |
| 45 | 02/08 | NY RANGERS | T | 2-2 | 13-27-5 |
| 46 | 02/11 | @ Boston | W | 3-0 | 14-27-5 |
| 47 | 02/15 | MONTREAL | W | 2-1 | 15-27-5 |
| 48 | 02/18 | BOSTON | L | 2-4 | 15-28-5 |
| 49 | 02/22 | TORONTO | L | 2-3 | 15-29-5 |
| 50 | 02/25 | @ NY Rangers | W | 7-4 | 16-29-5 |
| 51 | 02/28 | @ Toronto | L | 3-4 | 16-30-5 |
| 52 | 02/29 | BOSTON | W | 5-1 | 17-30-5 |
| 53 | 03/03 | @ Boston | T | 4-4 | 17-30-6 |
| 54 | 03/07 | MONTREAL | W | 9-3 | 18-30-6 |
| 55 | 03/09 | DETROIT | W | 4-1 | 19-30-6 |
| 56 | 03/10 | @ Detroit | L | 2-7 | 19-31-6 |
| 57 | 03/14 | TORONTO | L | 0-3 | 19-32-6 |
| 58 | 03/17 | NY RANGERS | L | 2-5 | 19-33-6 |
| 59 | 03/20 | @ Montreal | L | 4-7 | 19-34-6 |
| 60 | 03/21 | @ NY Rangers | W | 4-3 | 20-34-6 |



| PLAYER | GP | G | A | PTS | PIM |
|----------------|----|----|----|-----|-----|
| BENTLEY, DOUG | 60 | 20 | 37 | 57 | 16 |
| STEWART, GAYE | 54 | 26 | 29 | 55 | 74 |
| POILE, BUD | 54 | 23 | 29 | 52 | 17 |
| CONACHER, ROY | 52 | 22 | 27 | 49 | 4 |
| GEE, GEORGE | 60 | 14 | 25 | 39 | 18 |
| BODNAR, GIJS | 46 | 13 | 22 | 35 | 23 |
| KALETA, ALEX | 52 | 10 | 16 | 26 | 40 |
| MOSIENKO, BILL | 40 | 16 | 9 | 25 | 0 |
| HAMILL, RED | 60 | 11 | 13 | 24 | 18 |
| DICKENS, ERNIE | 54 | 5 | 15 | 20 | 30 |
| PRYSTAL, METRO | 54 | 7 | 11 | 18 | 25 |
| BROWN, ADAM | 32 | 7 | 10 | 17 | 41 |
| NATRASS, RALPH | 60 | 5 | 12 | 17 | 79 |
| GADSBY, BILL | 60 | 6 | 10 | 16 | 66 |
| GOLDHAM, BOB | 38 | 2 | 9 | 11 | 38 |
| BENTLEY, MAX | 6 | 3 | 3 | 6 | 4 |
| MARIUCCI, JOHN | 51 | 1 | 4 | 5 | 63 |
| BUTLER, DICK | 7 | 2 | 0 | 2 | 0 |

| PLAYER | GP | G | A | PTS | PIM |
|----------------|----|---|---|-----|-----|
| BLADE, HANK | 6 | 1 | 0 | 1 | 0 |
| THOMAS, CY | 6 | 1 | 0 | 1 | 8 |
| BALDWIN, DOUG | 5 | 0 | 0 | 0 | 2 |
| MICHALUK, ART | 5 | 0 | 0 | 0 | 0 |
| FRANCIS, EMILE | 54 | 0 | 0 | 0 | 6 |
| JACKSON, DOUG | 6 | 0 | 0 | 0 | 0 |

| GOALIES | GP | W | L | T | MIN | GA | SO | AVG |
|----------------|----|----|----|---|-------|-----|----|------|
| FRANCIS, EMILE | 54 | 19 | 30 | 5 | 3,240 | 183 | 1 | 3.39 |
| JACKSON, DOUG | 6 | 1 | 4 | 1 | 360 | 42 | 0 | 7.00 |

1948-49 CHICAGO BLACKHAWKS

21-31-8, 50 POINTS, 5TH NHL

| GM | DATE | OPPONENT | RESULT | SCORE | RECORD | GM | DATE | OPPONENT | RESULT | SCORE | RECORD |
|----|-------|--------------|--------|-------|---------|----|-------|--------------|--------|-------|---------|
| 1 | 10/13 | @ Detroit | L | 1-3 | 0-1-0 | 44 | 02/06 | NY RANGERS | L | 0-2 | 16-23-5 |
| 2 | 10/16 | @ Montreal | L | 2-8 | 0-2-0 | 45 | 02/09 | @ Boston | L | 3-5 | 16-24-5 |
| 3 | 10/20 | @ Boston | L | 3-8 | 0-3-0 | 46 | 02/10 | @ NY Rangers | W | 3-1 | 17-24-5 |
| 4 | 10/23 | @ Toronto | L | 1-6 | 0-4-0 | 47 | 02/13 | MONTREAL | W | 4-3 | 18-24-5 |
| 5 | 10/28 | BOSTON | L | 1-5 | 0-5-0 | 48 | 02/16 | BOSTON | W | 5-1 | 19-24-5 |
| 6 | 10/31 | TORONTO | W | 2-1 | 1-5-0 | 49 | 02/20 | TORONTO | L | 3-4 | 19-25-5 |
| 7 | 11/07 | NY RANGERS | W | 4-2 | 2-5-0 | 50 | 02/24 | MONTREAL | L | 1-3 | 19-26-5 |
| 8 | 11/10 | @ NY Rangers | L | 3-4 | 2-6-0 | 51 | 02/26 | @ Toronto | T | 2-2 | 19-26-6 |
| 9 | 11/11 | @ Montreal | L | 1-4 | 2-7-0 | 52 | 02/27 | BOSTON | T | 2-2 | 19-26-7 |
| 10 | 11/13 | @ Toronto | W | 6-3 | 3-7-0 | 53 | 03/02 | NY RANGERS | W | 5-2 | 20-26-7 |
| 11 | 11/14 | DETROIT | L | 1-3 | 3-8-0 | 54 | 03/05 | @ Detroit | L | 5-6 | 20-27-7 |
| 12 | 11/17 | MONTREAL | W | 4-3 | 4-8-0 | 55 | 03/06 | DETROIT | L | 2-6 | 20-28-7 |
| 13 | 11/21 | TORONTO | T | 3-3 | 4-8-1 | 56 | 03/09 | MONTREAL | T | 2-2 | 20-28-8 |
| 14 | 11/25 | NY RANGERS | W | 6-4 | 5-8-1 | 57 | 03/13 | TORONTO | L | 1-3 | 20-29-8 |
| 15 | 11/27 | @ Detroit | W | 5-3 | 6-8-1 | 58 | 03/16 | @ Boston | W | 4-3 | 21-29-8 |
| 16 | 11/28 | DETROIT | W | 6-9 | 6-9-1 | 59 | 03/19 | @ Montreal | L | 1-5 | 21-30-8 |
| 17 | 11/30 | @ NY Rangers | W | 4-2 | 7-9-1 | 60 | 03/20 | @ NY Rangers | L | 1-5 | 21-31-8 |
| 18 | 12/01 | @ Boston | L | 1-5 | 7-10-1 | | | | | | |
| 19 | 12/04 | @ Toronto | W | 6-4 | 8-10-1 | | | | | | |
| 20 | 12/05 | TORONTO | L | 0-2 | 8-11-1 | | | | | | |
| 21 | 12/08 | BOSTON | W | 4-3 | 9-11-1 | | | | | | |
| 22 | 12/11 | @ Montreal | W | 5-2 | 10-11-1 | | | | | | |
| 23 | 12/12 | MONTREAL | T | 4-4 | 10-11-2 | | | | | | |
| 24 | 12/15 | DETROIT | W | 5-1 | 11-11-2 | | | | | | |
| 25 | 12/19 | BOSTON | W | 7-2 | 12-11-2 | | | | | | |
| 26 | 12/13 | NY RANGERS | L | 2-3 | 12-12-2 | | | | | | |
| 27 | 12/15 | @ Boston | L | 1-2 | 12-13-2 | | | | | | |
| 28 | 12/16 | @ NY Rangers | W | 2-1 | 13-13-2 | | | | | | |
| 29 | 01/01 | DETROIT | W | 5-3 | 14-13-2 | | | | | | |
| 30 | 01/02 | @ Detroit | L | 3-5 | 14-14-2 | | | | | | |
| 31 | 01/05 | @ NY Rangers | L | 1-3 | 14-15-2 | | | | | | |
| 32 | 01/06 | @ Montreal | L | 2-7 | 14-16-2 | | | | | | |
| 33 | 01/08 | @ Toronto | T | 3-3 | 14-16-3 | | | | | | |
| 34 | 01/09 | BOSTON | W | 4-2 | 15-16-3 | | | | | | |
| 35 | 01/15 | @ Montreal | L | 1-7 | 15-17-3 | | | | | | |
| 36 | 01/16 | @ Boston | L | 1-3 | 15-18-3 | | | | | | |
| 37 | 01/19 | @ Detroit | L | 1-2 | 15-19-3 | | | | | | |
| 38 | 01/23 | NY RANGERS | T | 2-2 | 15-19-4 | | | | | | |
| 39 | 01/26 | MONTREAL | L | 2-3 | 15-20-4 | | | | | | |
| 40 | 01/27 | @ Toronto | T | 4-4 | 15-20-5 | | | | | | |
| 41 | 01/30 | TORONTO | W | 4-2 | 16-20-5 | | | | | | |
| 42 | 02/02 | @ Detroit | L | 4-6 | 16-21-5 | | | | | | |
| 43 | 02/03 | DETROIT | L | 2-4 | 16-22-5 | | | | | | |



| PLAYER | GP | G | A | PTS | PIM | PLAYER | GP | G | A | PTS | PIM |
|-----------------|----|----|----|-----|-----|-------------|----|---|---|-----|-----|
| CONACHER, ROY | 60 | 26 | 42 | 68 | 8 | GEE, GEORGE | 4 | 0 | 2 | 2 | 4 |
| BENTLEY, DOUG | 58 | 23 | 43 | 66 | 38 | POILE, BUD | 4 | 0 | 0 | 0 | 2 |
| CONACHER, JIM | 55 | 25 | 23 | 48 | 41 | HENRY, JIM | 60 | 0 | 0 | 0 | 0 |
| BODNAR, GUS | 59 | 19 | 26 | 45 | 14 | | | | | | |
| MOSIENKO, BILL | 60 | 17 | 25 | 42 | 6 | | | | | | |
| STEWART, GAYE | 54 | 20 | 18 | 38 | 57 | | | | | | |
| GUIDOLIN, BEP | 56 | 4 | 17 | 21 | 116 | | | | | | |
| BROWN, ADAM | 58 | 8 | 12 | 20 | 69 | | | | | | |
| PRYSTAL, METRO | 59 | 12 | 7 | 19 | 19 | | | | | | |
| NATTRASS, RALPH | 60 | 4 | 10 | 14 | 99 | | | | | | |
| GADSBY, BILL | 50 | 3 | 10 | 13 | 85 | | | | | | |
| HAMILL, RED | 57 | 8 | 4 | 12 | 16 | | | | | | |
| GOLDHAM, BOB | 60 | 1 | 10 | 11 | 43 | | | | | | |
| DICKENS, ERNIE | 59 | 2 | 3 | 5 | 14 | | | | | | |
| MCCAIG, DOUG | 55 | 1 | 3 | 4 | 60 | | | | | | |
| OLMSTEAD, BERT | 9 | 0 | 2 | 2 | 4 | | | | | | |

| GOALIES | GP | W | L | T | MIN | GA | SO | AVG |
|------------|----|----|----|---|-------|-----|----|------|
| HENRY, JIM | 60 | 21 | 31 | 8 | 3,600 | 211 | 0 | 3.52 |

LEADERSHIP

PLAYERS

2016-17

OPPONENTS

TRADITION

RECORDS

PLAYOFFS

HISTORY

MINORS

NHL

MEDIA

1949-50 CHICAGO BLACKHAWKS 22-38-10, 54 POINTS, 6TH NHL

| LEADERSHIP |
|------------|
| PLAYERS |
| 2016-17 |
| OPPONENTS |
| TRADITION |
| RECORDS |
| PLAYOFFS |
| HISTORY |
| MINORS |
| NHL |
| MEDIA |

| GM | DATE | OPPONENT | RESULT | SCORE | RECORD | GM | DATE | OPPONENT | RESULT | SCORE | RECORD |
|----|-------|--------------|--------|-------|---------|----|-------|--------------|--------|-------|----------|
| 1 | 10/15 | @ Montreal | L | 0-4 | 0-1-0 | 44 | 01/26 | BOSTON | W | 5-1 | 14-22-8 |
| 2 | 10/15 | @ Toronto | T | 4-4 | 0-1-1 | 45 | 01/28 | @ Toronto | L | 1-9 | 14-23-8 |
| 3 | 10/19 | @ Boston | L | 4-7 | 0-2-1 | 46 | 01/29 | TORONTO | L | 0-4 | 14-24-8 |
| 4 | 10/23 | @ Detroit | T | 3-3 | 0-2-2 | 47 | 02/01 | TORONTO | W | 3-0 | 15-24-8 |
| 5 | 10/25 | NY RANGERS | L | 1-2 | 0-3-2 | 48 | 02/04 | @ Montreal | W | 6-2 | 16-24-8 |
| 6 | 10/27 | DETROIT | L | 1-3 | 0-4-2 | 49 | 02/05 | MONTREAL | L | 3-4 | 16-25-8 |
| 7 | 10/29 | @ NY Rangers | W | 2-0 | 1-4-2 | 50 | 02/08 | @ Detroit | L | 2-9 | 16-26-8 |
| 8 | 10/30 | BOSTON | W | 10-4 | 2-4-2 | 51 | 02/09 | NY RANGERS | L | 3-5 | 16-27-8 |
| 9 | 11/02 | MONTREAL | W | 4-1 | 3-4-2 | 52 | 02/09 | NY RANGERS | T | 1-1 | 16-27-9 |
| 10 | 11/06 | TORONTO | L | 2-4 | 3-5-2 | 53 | 02/15 | DETROIT | W | 3-0 | 17-27-9 |
| 11 | 11/09 | @ Boston | W | 3-1 | 4-5-2 | 54 | 02/19 | BOSTON | T | 4-4 | 17-27-10 |
| 12 | 11/12 | @ Toronto | L | 0-4 | 4-6-2 | 55 | 02/22 | @ NY Rangers | L | 0-3 | 17-28-10 |
| 13 | 11/13 | MONTREAL | T | 0-0 | 4-6-3 | 56 | 02/23 | NY RANGERS | L | 3-7 | 17-29-10 |
| 14 | 11/16 | @ Detroit | L | 1-4 | 4-7-3 | 57 | 02/26 | DETROIT | L | 1-4 | 17-30-10 |
| 15 | 11/17 | BOSTON | W | 8-3 | 5-7-3 | 58 | 03/02 | MONTREAL | W | 5-2 | 18-30-10 |
| 16 | 11/20 | NY RANGERS | L | 2-5 | 6-7-3 | 59 | 03/04 | @ Montreal | L | 1-3 | 18-31-10 |
| 17 | 11/24 | DETROIT | T | 3-3 | 5-8-4 | 60 | 03/05 | @ Boston | L | 4-11 | 18-32-10 |
| 18 | 11/26 | @ Detroit | W | 7-2 | 6-8-4 | 61 | 03/08 | NY RANGERS | L | 2-4 | 18-33-10 |
| 19 | 11/27 | TORONTO | W | 6-3 | 7-8-4 | 62 | 03/11 | @ Detroit | L | 1-5 | 18-34-10 |
| 20 | 12/01 | BOSTON | W | 5-4 | 8-8-4 | 63 | 03/12 | DETROIT | L | 2-4 | 18-35-10 |
| 21 | 12/03 | @ Boston | L | 3-5 | 8-9-4 | 64 | 03/15 | TORONTO | W | 4-0 | 19-35-10 |
| 22 | 12/04 | @ NY Rangers | L | 0-4 | 8-10-4 | 65 | 03/18 | @ Toronto | L | 1-2 | 19-36-10 |
| 23 | 12/07 | @ NY Rangers | L | 1-2 | 8-11-4 | 66 | 03/19 | BOSTON | L | 3-4 | 19-37-10 |
| 24 | 12/08 | TORONTO | L | 1-4 | 8-12-4 | 67 | 03/21 | @ NY Rangers | W | 6-3 | 20-37-10 |
| 25 | 12/10 | @ Montreal | T | 1-1 | 8-12-5 | 68 | 03/22 | @ Boston | W | 7-5 | 21-37-10 |
| 26 | 12/11 | MONTREAL | L | 0-3 | 8-13-5 | 69 | 03/25 | @ Montreal | L | 0-4 | 21-38-10 |
| 27 | 12/14 | NY RANGERS | W | 5-3 | 9-13-5 | 70 | 03/26 | @ Detroit | W | 5-4 | 22-38-10 |
| 28 | 12/17 | @ Toronto | W | 7-1 | 10-13-5 | | | | | | |
| 29 | 12/18 | DETROIT | L | 3-5 | 10-14-5 | | | | | | |
| 30 | 12/21 | BOSTON | L | 1-4 | 10-15-5 | | | | | | |
| 31 | 12/25 | @ Boston | T | 4-4 | 10-15-6 | | | | | | |
| 32 | 12/28 | @ NY Rangers | L | 2-5 | 10-16-6 | | | | | | |
| 33 | 12/31 | @ Montreal | L | 2-3 | 10-17-6 | | | | | | |
| 34 | 01/01 | MONTREAL | W | 5-1 | 11-17-6 | | | | | | |
| 35 | 01/04 | @ Toronto | T | 4-4 | 11-17-7 | | | | | | |
| 36 | 01/07 | @ Toronto | L | 2-5 | 11-18-7 | | | | | | |
| 37 | 01/08 | @ NY Rangers | T | 1-1 | 11-18-8 | | | | | | |
| 38 | 01/10 | MONTREAL | L | 3-7 | 11-19-8 | | | | | | |
| 39 | 01/14 | @ Montreal | L | 0-3 | 11-20-8 | | | | | | |
| 40 | 01/15 | @ Boston | W | 5-1 | 12-20-8 | | | | | | |
| 41 | 01/18 | DETROIT | L | 4-5 | 12-21-8 | | | | | | |
| 42 | 01/21 | @ Detroit | L | 3-5 | 12-22-8 | | | | | | |
| 43 | 01/22 | NY RANGERS | W | 4-3 | 13-22-8 | | | | | | |



| PLAYER | GP | G | A | PTS | PIM | PLAYER | GP | G | A | PTS | PIM |
|----------------|----|----|----|-----|-----|----------------|----|---|---|-----|-----|
| CONACHER, ROY | 70 | 25 | 31 | 56 | 16 | STASIUK, VIC | 17 | 1 | 1 | 2 | 2 |
| BENTLEY, DOUG | 63 | 20 | 33 | 53 | 28 | LEIER, ED | 5 | 0 | 1 | 1 | 0 |
| PRYSTAL, METRO | 65 | 29 | 22 | 51 | 31 | MILLER, JACK | 6 | 0 | 0 | 0 | 0 |
| GUIDOLIN, BEP | 70 | 17 | 34 | 51 | 42 | BEDARD, JIM | 5 | 0 | 0 | 0 | 2 |
| OLMSTEAD, BERT | 70 | 20 | 29 | 49 | 40 | BRIMSEK, FRANK | 70 | 0 | 0 | 0 | 2 |
| MOSENIKO, BILL | 69 | 18 | 28 | 46 | 10 | | | | | | |
| STEWART, GAYE | 70 | 24 | 19 | 43 | 41 | | | | | | |
| BOONAR, GUS | 70 | 11 | 28 | 39 | 6 | | | | | | |
| GADEBY, BILL | 70 | 10 | 25 | 35 | 138 | | | | | | |
| CONACHER, JIM | 66 | 13 | 20 | 33 | 14 | | | | | | |
| NATRASS, RALPH | 68 | 5 | 11 | 16 | 96 | | | | | | |
| DICKENS, ERNIE | 70 | 0 | 13 | 13 | 22 | | | | | | |
| GOLDHAM, BOB | 67 | 2 | 10 | 12 | 57 | | | | | | |
| HAMILL, RED | 59 | 6 | 2 | 8 | 6 | | | | | | |
| BROWN, ADAM | 25 | 2 | 2 | 4 | 16 | | | | | | |
| MCCAIG, DOUG | 62 | 0 | 4 | 4 | 49 | | | | | | |

| GOALIES | GP | W | L | T | MIN | GA | SO | AVG |
|----------------|----|----|----|----|-------|-----|----|------|
| BRIMSEK, FRANK | 70 | 22 | 38 | 10 | 4,200 | 244 | 5 | 3.49 |

1950-51 CHICAGO BLACKHAWKS

13-47-10, 36 POINTS, 6TH NHL

| GM | DATE | OPPONENT | RESULT | SCORE | RECORD | GM | DATE | OPPONENT | RESULT | SCORE | RECORD |
|----|-------|--------------|--------|-------|---------|----|-------|--------------|--------|-------|----------|
| 1 | 10/12 | @ Montreal | T | 3-3 | 0-0-1 | 44 | 01/21 | MONTREAL | L | 2-3 | 11-24-9 |
| 2 | 10/14 | @ Toronto | W | 2-1 | 1-0-1 | 45 | 01/23 | DETROIT | L | 2-8 | 11-25-9 |
| 3 | 10/15 | NY RANGERS | L | 2-3 | 1-1-1 | 46 | 01/25 | NY RANGERS | L | 1-2 | 11-26-9 |
| 4 | 10/22 | TORONTO | L | 3-5 | 1-2-1 | 47 | 01/27 | @ Montreal | L | 2-4 | 11-27-9 |
| 5 | 10/26 | MONTREAL | W | 5-1 | 2-2-1 | 48 | 01/28 | TORONTO | L | 3-4 | 11-28-9 |
| 6 | 10/28 | @ Detroit | L | 1-3 | 2-3-1 | 49 | 02/01 | BOSTON | W | 5-2 | 12-28-9 |
| 7 | 10/29 | TORONTO | T | 3-3 | 2-3-2 | 50 | 02/03 | @ Toronto | L | 3-6 | 12-29-9 |
| 8 | 11/02 | BOSTON | W | 5-2 | 3-3-2 | 51 | 02/04 | NY RANGERS | T | 4-4 | 12-29-10 |
| 9 | 11/05 | NY RANGERS | W | 3-1 | 4-3-2 | 52 | 02/07 | @ Detroit | L | 3-11 | 12-30-10 |
| 10 | 11/09 | MONTREAL | W | 2-1 | 5-3-2 | 53 | 02/08 | DETROIT | L | 3-4 | 12-31-10 |
| 11 | 11/11 | @ Boston | W | 4-2 | 6-3-2 | 54 | 02/11 | TORONTO | L | 3-5 | 12-32-10 |
| 12 | 11/12 | @ NY Rangers | W | 4-1 | 7-3-2 | 55 | 02/14 | @ NY Rangers | L | 1-5 | 12-33-10 |
| 13 | 11/16 | DETROIT | L | 1-5 | 7-4-2 | 56 | 02/15 | NY RANGERS | L | 3-7 | 12-34-10 |
| 14 | 11/18 | @ Montreal | L | 2-3 | 7-5-2 | 57 | 02/18 | BOSTON | L | 3-7 | 12-35-10 |
| 15 | 11/19 | MONTREAL | L | 0-3 | 7-6-2 | 58 | 02/22 | MONTREAL | W | 3-2 | 13-35-10 |
| 16 | 11/22 | @ Toronto | L | 2-5 | 7-7-2 | 59 | 02/25 | BOSTON | L | 2-3 | 13-36-10 |
| 17 | 11/23 | BOSTON | W | 4-1 | 8-7-2 | 60 | 03/01 | NY RANGERS | L | 1-4 | 13-37-10 |
| 18 | 11/25 | @ Detroit | L | 1-4 | 8-8-2 | 61 | 03/03 | @ Toronto | L | 0-3 | 13-38-10 |
| 19 | 11/26 | DETROIT | W | 5-0 | 9-8-2 | 62 | 03/04 | @ Boston | L | 2-10 | 13-39-10 |
| 20 | 11/29 | @ NY Rangers | T | 1-1 | 9-8-3 | 63 | 03/07 | @ NY Rangers | L | 1-3 | 13-40-10 |
| 21 | 12/02 | @ Toronto | T | 0-0 | 9-8-4 | 64 | 03/10 | @ Montreal | L | 2-12 | 13-41-10 |
| 22 | 12/03 | TORONTO | T | 3-3 | 9-8-5 | 65 | 03/11 | DETROIT | L | 0-7 | 13-42-10 |
| 23 | 12/06 | @ Boston | L | 4-5 | 9-9-5 | 66 | 03/15 | TORONTO | L | 3-5 | 13-43-10 |
| 24 | 12/09 | @ Montreal | W | 5-0 | 10-9-5 | 67 | 03/17 | @ Detroit | L | 2-8 | 13-44-10 |
| 25 | 12/10 | NY RANGERS | T | 3-3 | 10-9-6 | 68 | 03/18 | DETROIT | L | 3-4 | 13-45-10 |
| 26 | 12/14 | TORONTO | L | 1-7 | 10-10-6 | 69 | 03/21 | @ Boston | L | 5-6 | 13-46-10 |
| 27 | 12/16 | @ Toronto | W | 3-2 | 11-10-6 | 70 | 03/25 | @ NY Rangers | L | 2-5 | 13-47-10 |
| 28 | 12/17 | MONTREAL | L | 3-7 | 11-11-6 | | | | | | |
| 29 | 12/19 | @ Detroit | L | 1-6 | 11-12-6 | | | | | | |
| 30 | 12/21 | BOSTON | L | 1-3 | 11-13-6 | | | | | | |
| 31 | 12/24 | @ NY Rangers | L | 1-6 | 11-14-6 | | | | | | |
| 32 | 12/25 | @ Boston | L | 4-7 | 11-15-6 | | | | | | |
| 33 | 12/27 | @ Boston | T | 4-4 | 11-15-7 | | | | | | |
| 34 | 12/30 | @ Montreal | L | 3-4 | 11-16-7 | | | | | | |
| 35 | 01/01 | MONTREAL | T | 3-3 | 11-16-8 | | | | | | |
| 36 | 01/04 | @ Detroit | L | 0-1 | 11-17-8 | | | | | | |
| 37 | 01/07 | @ NY Rangers | L | 2-3 | 11-18-8 | | | | | | |
| 38 | 01/09 | BOSTON | L | 4-5 | 11-19-8 | | | | | | |
| 39 | 01/11 | @ Montreal | L | 1-4 | 11-20-8 | | | | | | |
| 40 | 01/13 | @ Toronto | T | 3-3 | 11-20-9 | | | | | | |
| 41 | 01/14 | @ Boston | L | 1-5 | 11-21-9 | | | | | | |
| 42 | 01/17 | DETROIT | L | 2-4 | 11-22-9 | | | | | | |
| 43 | 01/18 | @ Detroit | L | 2-3 | 11-23-9 | | | | | | |



| PLAYER | GP | G | A | PTS | PIM | PLAYER | GP | G | A | PTS | PIM |
|------------------|----|----|----|-----|-----|-------------------|----|---|---|-----|-----|
| CONACHER, ROY | 70 | 26 | 24 | 50 | 14 | CORLUN, HUGH | 31 | 0 | 3 | 3 | 33 |
| BARANDO, PETE | 70 | 18 | 19 | 37 | 36 | LEIER, ED | 11 | 2 | 0 | 2 | 2 |
| CONACHER, JIM | 52 | 10 | 27 | 37 | 16 | BEDARD, JIM | 17 | 1 | 1 | 2 | 6 |
| MOSENIKO, BILL | 65 | 21 | 15 | 36 | 18 | STEWART, JACK | 26 | 0 | 2 | 2 | 49 |
| GUDDOLIN, BEP | 69 | 12 | 22 | 34 | 56 | HUCUL, FRED | 3 | 1 | 0 | 1 | 2 |
| BENTLEY, DOUG | 44 | 9 | 23 | 32 | 20 | MILLER, JACK | 11 | 0 | 0 | 0 | 4 |
| BROWN, ADAM | 53 | 10 | 12 | 22 | 61 | FIELDER, GUY | 3 | 0 | 0 | 0 | 0 |
| POWELL, RAY | 31 | 7 | 15 | 22 | 2 | HAMILL, RED | 2 | 0 | 0 | 0 | 0 |
| MORRISON, DON | 59 | 8 | 12 | 20 | 6 | SMITH, GLEN | 2 | 0 | 0 | 0 | 0 |
| BOONAR, GUS | 44 | 8 | 12 | 20 | 8 | MICHALUK, JOHN | 1 | 0 | 0 | 0 | 0 |
| DEWSBURY, AL | 67 | 5 | 14 | 19 | 79 | LUMLEY, HARRY | 64 | 0 | 0 | 0 | 4 |
| LUNDY, PAT | 61 | 9 | 9 | 18 | 9 | PELLETIER, MARCEL | 6 | 0 | 0 | 0 | 2 |
| FOGOLIN, LEE | 37 | 3 | 10 | 13 | 63 | ALMAS, RALPH | 1 | 0 | 0 | 0 | 0 |
| BLACK, STEVE | 39 | 4 | 6 | 10 | 22 | | | | | | |
| GADSBY, BILL | 25 | 3 | 7 | 10 | 32 | | | | | | |
| DICKENS, ERNIE | 70 | 2 | 8 | 10 | 20 | | | | | | |
| STASIUK, VIC | 21 | 5 | 3 | 8 | 6 | | | | | | |
| MCCAIG, DOUG | 54 | 2 | 5 | 7 | 29 | | | | | | |
| FASHAWAY, GORDON | 13 | 3 | 2 | 5 | 14 | | | | | | |
| OLMSTEAD, BERT | 15 | 2 | 1 | 3 | 0 | | | | | | |

| GOALIES | GP | W | L | T | MIN | GA | SO | AVG |
|-------------------|----|----|----|----|-------|-----|----|------|
| LUMLEY, HARRY | 64 | 12 | 41 | 10 | 3,785 | 245 | 3 | 3.88 |
| PELLETIER, MARCEL | 6 | 1 | 5 | 0 | 355 | 28 | 0 | 4.73 |
| ALMAS, RALPH | 1 | 0 | 1 | 0 | 60 | 5 | 0 | 5.00 |

LEADERSHIP

PLAYERS

2016-17

OPPONENTS

TRADITION

RECORDS

PLAYOFFS

HISTORY

MINORS

NHL

MEDIA

1951-52 CHICAGO BLACKHAWKS 17-44-9, 43 POINTS, 6TH NHL

| |
|------------|
| LEADERSHIP |
| PLAYERS |
| 2016-17 |
| OPPONENTS |
| TRADITION |
| RECORDS |
| PLAYOFFS |
| HISTORY |
| MINORS |
| NHL |
| MEDIA |

| GM | DATE | OPPONENT | RESULT | SCORE | RECORD | GM | DATE | OPPONENT | RESULT | SCORE | RECORD |
|----|-------|--------------|--------|-------|---------|----|-------|--------------|--------|-------|---------|
| 1 | 10/11 | @ Montreal | L | 2-4 | 0-1-0 | 44 | 01/24 | MONTREAL | L | 1-4 | 12-28-4 |
| 2 | 10/13 | @ Toronto | W | 3-1 | 1-1-0 | 45 | 01/26 | @ Detroit | W | 3-2 | 13-28-4 |
| 3 | 10/14 | NY RANGERS | W | 3-2 | 2-1-0 | 46 | 01/27 | DETROIT | L | 0-2 | 13-29-4 |
| 4 | 10/18 | DETROIT | L | 1-6 | 2-2-0 | 47 | 01/31 | BOSTON | T | 0-0 | 13-29-5 |
| 5 | 10/21 | TORONTO | T | 1-1 | 2-2-1 | 48 | 02/03 | TORONTO | W | 3-1 | 14-29-5 |
| 6 | 10/25 | MONTREAL | T | 2-2 | 2-2-2 | 49 | 02/05 | @ Boston | L | 0-5 | 14-30-5 |
| 7 | 10/28 | BOSTON | L | 0-2 | 2-3-2 | 50 | 02/07 | NY RANGERS | L | 1-3 | 14-31-5 |
| 8 | 11/01 | NY RANGERS | W | 4-2 | 3-3-2 | 51 | 02/10 | MONTREAL | L | 2-3 | 14-32-5 |
| 9 | 11/04 | BOSTON | L | 2-4 | 3-4-2 | 52 | 02/14 | DETROIT | L | 2-3 | 14-33-5 |
| 10 | 11/07 | @ Toronto | L | 0-1 | 3-5-2 | 53 | 02/16 | @ Toronto | T | 2-2 | 14-33-6 |
| 11 | 11/08 | TORONTO | L | 1-3 | 3-6-2 | 54 | 02/17 | BOSTON | L | 2-5 | 14-34-6 |
| 12 | 11/10 | @ Montreal | L | 2-4 | 3-7-2 | 55 | 02/21 | TORONTO | W | 5-1 | 15-34-6 |
| 13 | 11/11 | @ NY Rangers | L | 2-3 | 3-8-2 | 56 | 02/23 | @ Montreal | L | 0-7 | 15-35-6 |
| 14 | 11/15 | @ Boston | W | 3-1 | 4-8-2 | 57 | 02/24 | DETROIT | L | 1-2 | 15-36-6 |
| 15 | 11/17 | @ Detroit | L | 1-3 | 4-9-2 | 58 | 02/28 | NY RANGERS | T | 2-2 | 15-36-7 |
| 16 | 11/18 | TORONTO | W | 1-0 | 5-9-2 | 59 | 03/02 | MONTREAL | L | 4-6 | 15-37-7 |
| 17 | 11/21 | @ Toronto | L | 1-5 | 5-10-2 | 60 | 03/05 | @ Detroit | L | 2-3 | 15-38-7 |
| 18 | 11/22 | MONTREAL | W | 5-1 | 6-10-2 | 61 | 03/06 | NY RANGERS | L | 3-5 | 15-39-7 |
| 19 | 11/24 | @ Detroit | W | 6-2 | 7-10-2 | 62 | 03/08 | @ Montreal | T | 4-4 | 15-39-8 |
| 20 | 11/25 | DETROIT | L | 2-5 | 7-11-2 | 63 | 03/09 | @ Boston | L | 2-4 | 15-40-8 |
| 21 | 11/28 | @ NY Rangers | L | 3-6 | 7-12-2 | 64 | 03/12 | @ NY Rangers | L | 2-10 | 15-41-8 |
| 22 | 12/01 | @ Montreal | L | 2-4 | 7-13-2 | 65 | 03/13 | BOSTON | T | 3-3 | 15-41-9 |
| 23 | 12/02 | NY RANGERS | W | 6-4 | 8-13-2 | 66 | 03/15 | @ Detroit | L | 1-6 | 15-42-9 |
| 24 | 12/04 | @ Boston | L | 1-3 | 8-14-2 | 67 | 03/16 | DETROIT | L | 0-4 | 15-43-9 |
| 25 | 12/08 | @ Toronto | L | 1-3 | 8-15-2 | 68 | 03/18 | @ Boston | L | 0-4 | 15-44-9 |
| 26 | 12/09 | BOSTON | W | 4-3 | 9-15-2 | 69 | 03/22 | @ Toronto | W | 3-2 | 16-44-9 |
| 27 | 12/13 | MONTREAL | T | 1-1 | 9-15-3 | 70 | 03/23 | @ NY Rangers | W | 7-6 | 17-44-9 |
| 28 | 12/15 | @ Detroit | L | 0-3 | 9-16-3 | | | | | | |
| 29 | 12/16 | TORONTO | W | 4-3 | 10-16-3 | | | | | | |
| 30 | 12/20 | DETROIT | L | 4-6 | 10-17-3 | | | | | | |
| 31 | 12/22 | @ Montreal | L | 1-5 | 10-18-3 | | | | | | |
| 32 | 12/23 | @ NY Rangers | L | 2-3 | 10-19-3 | | | | | | |
| 33 | 12/25 | @ Boston | W | 6-2 | 11-19-3 | | | | | | |
| 34 | 12/29 | @ Detroit | L | 1-3 | 11-20-3 | | | | | | |
| 35 | 01/01 | MONTREAL | L | 0-3 | 11-21-3 | | | | | | |
| 36 | 01/05 | @ Toronto | L | 1-2 | 11-22-3 | | | | | | |
| 37 | 01/06 | @ NY Rangers | L | 2-3 | 11-23-3 | | | | | | |
| 38 | 01/08 | BOSTON | L | 2-7 | 11-24-3 | | | | | | |
| 39 | 01/12 | @ Montreal | L | 3-8 | 11-25-3 | | | | | | |
| 40 | 01/13 | @ Boston | L | 4-5 | 11-26-3 | | | | | | |
| 41 | 01/16 | @ NY Rangers | W | 6-4 | 12-26-3 | | | | | | |
| 42 | 01/17 | NY RANGERS | T | 6-6 | 12-26-4 | | | | | | |
| 43 | 01/20 | TORONTO | L | 1-3 | 12-27-4 | | | | | | |




| PLAYER | GP | G | A | PTS | PIM | PLAYER | GP | G | A | PTS | PIM |
|------------------|----|----|----|-----|-----|------------------|----|---|---|-----|-----|
| MOSIENKO, BILL | 70 | 31 | 22 | 53 | 10 | TAYLOR, HARRY | 15 | 1 | 1 | 2 | 0 |
| GEE, GEORGE | 70 | 18 | 31 | 49 | 39 | CONACHER, JIM | 5 | 1 | 1 | 2 | 0 |
| BODNAR, GUS | 69 | 14 | 26 | 40 | 26 | QUACKENBUSH, MAX | 14 | 0 | 1 | 1 | 4 |
| PETERS, JIM | 70 | 15 | 21 | 36 | 16 | CONACHER, PETE | 2 | 0 | 1 | 1 | 0 |
| MCFADDEN, JIM | 70 | 10 | 24 | 34 | 14 | BUCHANAN, MIKE | 1 | 0 | 0 | 0 | 0 |
| GUIDOLINI, BEP | 67 | 13 | 18 | 31 | 78 | POETA, TONY | 1 | 0 | 0 | 0 | 0 |
| BABANDINO, PETE | 49 | 11 | 14 | 25 | 29 | PRICE, JACK | 1 | 0 | 0 | 0 | 0 |
| DEWSBURY, AL | 69 | 7 | 17 | 24 | 99 | WHARRAM, KEN | 1 | 0 | 0 | 0 | 0 |
| GADSBY, BILL | 59 | 7 | 15 | 22 | 87 | LUMLEY, HARRY | 70 | 0 | 0 | 0 | 2 |
| HORECK, PETE | 60 | 9 | 11 | 20 | 22 | ROBERTS, MOE | 1 | 0 | 0 | 0 | 0 |
| FINNEY, SID | 35 | 6 | 5 | 11 | 0 | | | | | | |
| WITLUK, STEVE | 33 | 3 | 8 | 11 | 14 | | | | | | |
| HUCUL, FRED | 34 | 3 | 7 | 10 | 37 | | | | | | |
| FOGOLIN, LEE | 69 | 0 | 9 | 9 | 96 | | | | | | |
| BENTLEY, DOUG | 8 | 2 | 3 | 5 | 4 | | | | | | |
| RAGLAN, CLARENCE | 35 | 0 | 5 | 5 | 28 | | | | | | |
| CONACHER, ROY | 12 | 3 | 1 | 4 | 0 | | | | | | |
| STEWART, JACK | 37 | 1 | 3 | 4 | 12 | | | | | | |
| HRYNIAK, STEVE | 18 | 2 | 1 | 3 | 4 | | | | | | |
| MARTIN, CLARE | 30 | 1 | 2 | 3 | 6 | | | | | | |

| GOALIES | GP | W | L | T | MIN | GA | SO | AVG |
|---------------|----|----|----|---|-------|-----|----|------|
| LUMLEY, HARRY | 70 | 17 | 44 | 9 | 4,180 | 237 | 2 | 3.40 |
| ROBERTS, MOE | 1 | 0 | 0 | 0 | 20 | 0 | 0 | 0 |

1952-53 CHICAGO BLACKHAWKS

27-28-15, 69 POINTS, 4TH NHL

| | GM | DATE | OPPONENT | RESULT | RECORD | GM | DATE | OPPONENT | RESULT | RECORD | | |
|----|----|-------|--------------|--------|--------|----------|------|---|--------------|--------|-----|----------|
| 1 | | 10/09 | @ Montreal | W | 3-2 | 1-0-0 | 44 | 01/18 | NY RANGERS | W | 2-0 | 17-16-11 |
| 2 | | 10/11 | @ Toronto | W | 6-2 | 2-0-0 | 45 | 01/22 | @ Boston | T | 3-3 | 17-16-12 |
| 3 | | 10/12 | NY RANGERS | W | 2-0 | 3-0-0 | 46 | 01/24 | @ Montreal | W | 5-1 | 18-16-12 |
| 4 | | 10/14 | DETROIT | T | 1-1 | 3-0-1 | 47 | 01/25 | TORONTO | L | 3-4 | 18-17-12 |
| 5 | | 10/16 | @ Detroit | L | 0-7 | 3-1-1 | 48 | 01/29 | DETROIT | L | 2-5 | 18-18-12 |
| 6 | | 10/19 | TORONTO | L | 2-3 | 3-2-1 | 49 | 01/31 | @ Detroit | L | 0-4 | 18-19-12 |
| 7 | | 10/23 | MONTREAL | T | 2-2 | 3-2-2 | 50 | 02/01 | NY RANGERS | L | 0-1 | 18-20-12 |
| 8 | | 10/26 | BOSTON | T | 1-1 | 3-2-3 | 51 | 02/05 | @ Boston | L | 1-4 | 18-21-12 |
| 9 | | 10/29 | @ NY Rangers | W | 3-1 | 4-2-3 | 52 | 02/07 | @ Toronto | W | 4-2 | 19-21-12 |
| 10 | | 10/30 | NY RANGERS | W | 8-3 | 5-2-3 | 53 | 02/08 | TORONTO | W | 4-2 | 20-21-12 |
| 11 | | 11/02 | BOSTON | W | 4-1 | 6-2-3 | 54 | 02/12 | MONTREAL | L | 2-3 | 20-22-12 |
| 12 | | 11/08 | @ Montreal | L | 4-6 | 6-3-3 | 55 | 02/15 | DETROIT | L | 1-4 | 20-23-12 |
| 13 | | 11/09 | @ Boston | L | 1-4 | 6-4-3 | 56 | 02/16 | @ Detroit | L | 1-3 | 20-24-12 |
| 14 | | 11/12 | @ NY Rangers | L | 2-5 | 6-5-3 | 57 | 02/19 | NY RANGERS | L | 2-4 | 20-25-12 |
| 15 | | 11/13 | NY RANGERS | W | 6-2 | 7-5-3 | 58 | 02/22 | BOSTON | W | 2-0 | 21-25-12 |
| 16 | | 11/15 | @ Toronto | W | 3-1 | 8-5-3 | 59 | 02/27 | BOSTON (B) | W | 3-0 | 22-25-12 |
| 17 | | 11/16 | MONTREAL | W | 4-1 | 9-5-3 | 60 | 03/01 | BOSTON | T | 2-2 | 22-25-13 |
| 18 | | 11/20 | BOSTON | W | 3-1 | 10-5-3 | 61 | 03/04 | @ NY Rangers | W | 4-1 | 23-25-13 |
| 19 | | 11/22 | @ Detroit | L | 1-10 | 10-6-3 | 62 | 03/05 | TORONTO | W | 3-1 | 24-25-13 |
| 20 | | 11/23 | DETROIT | W | 3-0 | 11-6-3 | 63 | 03/07 | @ Montreal | L | 0-1 | 24-26-13 |
| 21 | | 11/27 | TORONTO | T | 3-3 | 11-6-4 | 64 | 03/08 | @ Boston | L | 1-2 | 24-27-13 |
| 22 | | 11/29 | @ Montreal | T | 1-1 | 11-6-5 | 65 | 03/12 | MONTREAL | T | 2-2 | 24-27-14 |
| 23 | | 11/30 | NY RANGERS | T | 1-1 | 11-6-6 | 66 | 03/14 | @ Detroit | W | 3-1 | 25-27-14 |
| 24 | | 12/03 | @ NY Rangers | W | 5-3 | 12-6-6 | 67 | 03/15 | DETROIT | T | 0-0 | 25-27-15 |
| 25 | | 12/04 | @ Boston | L | 1-5 | 12-7-6 | 68 | 03/18 | @ Toronto | L | 3-4 | 25-28-15 |
| 26 | | 12/06 | DETROIT (A) | L | 0-2 | 12-8-6 | 69 | 03/21 | DETROIT (C) | W | 4-3 | 26-28-15 |
| 27 | | 12/07 | TORONTO | L | 0-2 | 12-9-6 | 70 | 03/22 | @ NY Rangers | W | 3-1 | 27-28-15 |
| 28 | | 12/11 | MONTREAL | L | 2-3 | 12-10-6 | | | | | | |
| 29 | | 12/13 | @ Montreal | L | 0-3 | 12-11-6 | A | Postponed from Nov. 4, played in Indianapolis, Ind., on Dec. 6. | | | | |
| 30 | | 12/14 | @ Boston | T | 2-2 | 12-11-7 | B | Postponed from Jan. 6. | | | | |
| 31 | | 12/18 | BOSTON | T | 3-3 | 12-11-8 | C | Postponed from Feb. 26. | | | | |
| 32 | | 12/20 | @ Toronto | L | 1-4 | 12-12-8 | | | | | | |
| 33 | | 12/21 | TORONTO | W | 4-2 | 13-12-8 | | | | | | |
| 34 | | 12/25 | @ Detroit | T | 3-3 | 13-12-9 | | | | | | |
| 35 | | 12/28 | @ NY Rangers | W | 6-3 | 14-12-9 | | | | | | |
| 36 | | 01/01 | MONTREAL | T | 2-2 | 14-12-10 | | | | | | |
| 37 | | 01/03 | @ Toronto | T | 1-1 | 14-12-11 | | | | | | |
| 38 | | 01/04 | @ Detroit | L | 3-5 | 14-13-11 | | | | | | |
| 39 | | 01/07 | @ NY Rangers | W | 6-4 | 15-13-11 | | | | | | |
| 40 | | 01/10 | @ Montreal | L | 2-5 | 15-14-11 | | | | | | |
| 41 | | 01/11 | @ Boston | W | 4-2 | 16-14-11 | | | | | | |
| 42 | | 01/14 | @ Toronto | L | 0-3 | 16-15-11 | | | | | | |
| 43 | | 01/15 | MONTREAL | L | 0-2 | 16-16-11 | | | | | | |



CHICAGO *Black Hawks* 1929 - 1931
Hockey Team Photo

A Postponed from Nov. 4, played in Indianapolis, Ind., on Dec. 6.
 B Postponed from Jan. 6.
 C Postponed from Feb. 26.



| PLAYER | GP | G | A | PTS | PIM | PLAYER | GP | G | A | PTS | PIM |
|----------------|----|----|----|-----|-----|------------------|----|---|---|-----|-----|
| MCADDEN, JIM | 70 | 23 | 21 | 44 | 29 | RAGLAN, CLARENCE | 32 | 1 | 3 | 4 | 10 |
| PETERS, JIM | 69 | 22 | 19 | 41 | 16 | SCUSIZZ, ENIO | 14 | 0 | 2 | 2 | 0 |
| GEE, GEORGE | 67 | 18 | 21 | 39 | 99 | MCBURNEY, JIM | 1 | 0 | 1 | 1 | 0 |
| COUTURE, GERRY | 70 | 19 | 18 | 37 | 20 | PRICE, JACK | 10 | 0 | 0 | 0 | 2 |
| MOSENIKO, BILL | 65 | 17 | 20 | 37 | 20 | KRYZNOWSKI, ED | 5 | 0 | 0 | 0 | 0 |
| GARDNER, CAL | 70 | 11 | 24 | 35 | 60 | ROLLINS, AL | 70 | 0 | 0 | 0 | 0 |
| BODNAR, GUS | 66 | 16 | 13 | 29 | 26 | | | | | | |
| MORTSON, GUS | 68 | 5 | 18 | 23 | 88 | | | | | | |
| GADSBY, BILL | 68 | 2 | 20 | 22 | 84 | | | | | | |
| DEWSBURY, AL | 69 | 5 | 16 | 21 | 97 | | | | | | |
| HUCUL, FRED | 55 | 5 | 7 | 12 | 25 | | | | | | |
| CONACHER, PETE | 41 | 5 | 6 | 11 | 7 | | | | | | |
| BABANDO, PETE | 29 | 5 | 5 | 10 | 14 | | | | | | |
| FOGOLIN, LEE | 70 | 2 | 8 | 10 | 79 | | | | | | |
| LYNN, VIC | 29 | 0 | 10 | 10 | 23 | | | | | | |
| ABEL, SID | 39 | 5 | 4 | 9 | 6 | | | | | | |
| GLOVER, FRED | 31 | 4 | 2 | 6 | 37 | | | | | | |
| FINNEY, SID | 18 | 4 | 2 | 6 | 4 | | | | | | |

| GOALIES | GP | W | L | T | MIN | GA | SO | AVG |
|-------------|----|----|----|----|-------|-----|----|------|
| ROLLINS, AL | 70 | 27 | 28 | 15 | 4,200 | 175 | 6 | 2.50 |

1953-54 CHICAGO BLACKHAWKS

12-51-7, 31 POINTS, 6TH NHL

| |
|------------|
| LEADERSHIP |
| PLAYERS |
| 2016-17 |
| OPPONENTS |
| TRADITION |
| RECORDS |
| PLAYOFFS |
| HISTORY |
| MINORS |
| NHL |
| MEDIA |

| GM | DATE | OPPONENT | RESULT | SCORE | RECORD | GM | DATE | OPPONENT | RESULT | SCORE | RECORD |
|----|-------|--------------|--------|-------|--------|----|-------|----------------|--------|-------|---------|
| 1 | 10/08 | @ Montreal | L | 0-3 | 0-1-0 | 44 | 01/14 | NY RANGERS | L | 0-2 | 8-31-5 |
| 2 | 10/10 | @ Toronto | L | 2-6 | 0-2-0 | 45 | 01/17 | TORONTO | L | 1-3 | 8-32-5 |
| 3 | 10/11 | NY RANGERS | L | 3-5 | 0-3-0 | 46 | 01/21 | BOSTON (A) | L | 2-3 | 8-33-5 |
| 4 | 10/16 | DETROIT | T | 2-2 | 0-3-1 | 47 | 01/23 | @ Montreal | L | 1-5 | 8-34-5 |
| 5 | 10/17 | @ Detroit | L | 1-2 | 0-4-1 | 48 | 01/24 | MONTREAL | W | 8-3 | 9-34-5 |
| 6 | 10/18 | TORONTO | L | 1-2 | 0-5-1 | 49 | 01/28 | @ Boston | L | 2-3 | 9-35-5 |
| 7 | 10/22 | MONTREAL | L | 2-3 | 0-6-1 | 50 | 01/30 | @ Detroit | L | 2-4 | 9-36-5 |
| 8 | 10/25 | BOSTON | L | 3-4 | 0-7-1 | 51 | 01/31 | DETROIT | L | 1-5 | 9-37-5 |
| 9 | 10/28 | @ NY Rangers | W | 6-1 | 1-7-1 | 52 | 02/04 | NY RANGERS | L | 2-3 | 9-38-5 |
| 10 | 10/31 | MONTREAL | W | 1-0 | 2-7-1 | 53 | 02/06 | @ Toronto | L | 0-6 | 9-39-5 |
| 11 | 11/01 | BOSTON | T | 0-0 | 2-7-2 | 54 | 02/07 | TORONTO | W | 2-1 | 10-39-5 |
| 12 | 11/04 | @ Toronto | L | 1-3 | 2-8-2 | 55 | 02/11 | MONTREAL | T | 2-2 | 10-39-6 |
| 13 | 11/05 | @ Boston | L | 2-4 | 2-9-2 | 56 | 02/14 | DETROIT | L | 0-5 | 10-40-6 |
| 14 | 11/07 | NY RANGERS | L | 1-3 | 2-10-2 | 57 | 02/15 | @ Detroit | L | 2-3 | 10-41-6 |
| 15 | 11/08 | TORONTO | L | 1-2 | 2-11-2 | 58 | 02/19 | NY RANGERS (A) | L | 0-3 | 10-42-6 |
| 16 | 11/11 | @ NY Rangers | L | 2-3 | 2-12-2 | 59 | 02/21 | BOSTON | L | 3-4 | 10-43-6 |
| 17 | 11/12 | @ Montreal | L | 2-4 | 2-13-2 | 60 | 02/25 | DETROIT (B) | L | 2-3 | 10-44-6 |
| 18 | 11/14 | @ Montreal | W | 3-2 | 3-13-2 | 61 | 02/27 | @ Toronto | L | 2-4 | 10-45-6 |
| 19 | 11/15 | MONTREAL | T | 2-2 | 3-13-3 | 62 | 02/28 | TORONTO | W | 2-1 | 11-45-6 |
| 20 | 11/18 | @ NY Rangers | L | 1-3 | 3-14-3 | 63 | 03/05 | NY RANGERS | T | 0-0 | 11-45-7 |
| 21 | 11/20 | BOSTON | L | 0-2 | 3-15-3 | 64 | 03/07 | @ Boston | L | 0-6 | 11-46-7 |
| 22 | 11/22 | TORONTO | L | 1-5 | 3-16-3 | 65 | 03/10 | @ NY Rangers | L | 2-4 | 11-47-7 |
| 23 | 11/26 | MONTREAL | L | 3-6 | 3-17-3 | 66 | 03/11 | @ Detroit | L | 2-6 | 11-48-7 |
| 24 | 11/28 | @ Detroit | L | 0-9 | 3-18-3 | 67 | 03/13 | @ Montreal | L | 0-4 | 11-49-7 |
| 25 | 11/29 | DETROIT | L | 4-9 | 3-19-3 | 68 | 03/14 | MONTREAL | L | 0-6 | 11-50-7 |
| 26 | 12/02 | @ NY Rangers | T | 3-3 | 3-19-4 | 69 | 03/19 | BOSTON | W | 7-0 | 12-50-7 |
| 27 | 12/03 | @ Boston | L | 1-3 | 3-20-4 | 70 | 03/21 | @ Boston | L | 5-9 | 12-51-7 |
| 28 | 12/05 | NY RANGERS | W | 2-1 | 4-20-4 | | | | | | |
| 29 | 12/06 | @ Detroit | W | 5-0 | 5-20-4 | | | | | | |
| 30 | 12/10 | @ Montreal | L | 3-5 | 5-21-4 | | | | | | |
| 31 | 12/12 | @ Toronto | L | 0-2 | 5-22-4 | | | | | | |
| 32 | 12/13 | BOSTON | T | 2-2 | 5-22-5 | | | | | | |
| 33 | 12/17 | @ Detroit | L | 1-5 | 5-23-5 | | | | | | |
| 34 | 12/18 | DETROIT (A) | L | 1-3 | 5-24-5 | | | | | | |
| 35 | 12/20 | TORONTO | W | 4-1 | 6-24-5 | | | | | | |
| 36 | 12/25 | @ Boston | L | 1-4 | 6-25-5 | | | | | | |
| 37 | 12/27 | @ NY Rangers | W | 4-1 | 7-25-5 | | | | | | |
| 38 | 01/01 | DETROIT | W | 4-2 | 8-25-5 | | | | | | |
| 39 | 01/02 | @ Toronto | L | 0-4 | 8-26-5 | | | | | | |
| 40 | 01/06 | @ NY Rangers | L | 3-4 | 8-27-5 | | | | | | |
| 41 | 01/09 | @ Montreal | L | 1-12 | 8-28-5 | | | | | | |
| 42 | 01/10 | @ Boston | L | 3-5 | 8-29-5 | | | | | | |
| 43 | 01/13 | @ Toronto | L | 1-2 | 8-30-5 | | | | | | |

A Played in Indianapolis, Ind.
B Played in Minneapolis, Minn.



| PLAYER | GP | G | A | PTS | PIM | PLAYER | GP | G | A | PTS | PIM |
|-------------------|----|----|----|-----|-----|-------------------|----|---|---|-----|-----|
| WILSON, LARRY | 66 | 9 | 33 | 42 | 22 | HILDEBRAND, IKE | 6 | 1 | 1 | 2 | 4 |
| GADSBY, BILL | 70 | 12 | 29 | 41 | 108 | LYNN, VIC | 11 | 1 | 0 | 1 | 2 |
| MOSENIKO, BILL | 65 | 15 | 19 | 34 | 17 | FOGOLIN, LEE | 68 | 0 | 1 | 1 | 95 |
| CONACHER, PETE | 70 | 19 | 9 | 28 | 23 | SASAKAMOOSE, FRED | 11 | 0 | 0 | 0 | 6 |
| JANKOWSKI, LOU | 68 | 15 | 13 | 28 | 7 | FINNEY, SID | 6 | 0 | 0 | 0 | 0 |
| GEE, GEORGE | 69 | 10 | 16 | 26 | 59 | ABEL, SID | 3 | 0 | 0 | 0 | 4 |
| DEWSBURY, AL | 69 | 6 | 15 | 21 | 44 | LALANDE, HEC | 2 | 0 | 0 | 0 | 2 |
| BODNAR, GUS | 45 | 6 | 15 | 21 | 28 | MENARD, HILLARY | 1 | 0 | 0 | 0 | 0 |
| MORTSON, GUS | 68 | 5 | 13 | 18 | 132 | SLEAVER, JOHN | 1 | 0 | 0 | 0 | 2 |
| PETERS, JIM | 47 | 6 | 6 | 12 | 23 | WILSON, BOB | 1 | 0 | 0 | 0 | 0 |
| MCINTYRE, JACK | 23 | 8 | 3 | 11 | 4 | ROLLINS, AL | 66 | 0 | 0 | 0 | 20 |
| COUTURE, GERRY | 40 | 6 | 5 | 11 | 14 | MAROS, JEAN | 2 | 0 | 0 | 0 | 0 |
| PRICE, JACK | 46 | 4 | 6 | 10 | 22 | GELINEAU, JACK | 2 | 0 | 0 | 0 | 0 |
| WHARRAM, KEN | 29 | 1 | 7 | 8 | 8 | | | | | | |
| ZEIDEL, LARRY | 64 | 1 | 6 | 7 | 102 | | | | | | |
| MCFADDEN, JIM | 19 | 3 | 3 | 6 | 6 | | | | | | |
| COSTELLO, MURRAY | 40 | 3 | 2 | 5 | 6 | | | | | | |
| TOPPAZZINI, JERRY | 13 | 2 | 1 | 3 | 16 | | | | | | |
| HUCUL, FRED | 27 | 0 | 3 | 3 | 19 | | | | | | |

| GOALIES | GP | W | L | T | MIN | GA | SO | AVG |
|----------------|----|----|----|---|-------|-----|----|------|
| ROLLINS, AL | 66 | 12 | 47 | 7 | 3,960 | 212 | 5 | 3.21 |
| MAROS, JEAN | 2 | 0 | 2 | 0 | 120 | 11 | 0 | 5.50 |
| GELINEAU, JOHN | 2 | 0 | 2 | 0 | 120 | 18 | 0 | 9.00 |

1954-55 CHICAGO BLACKHAWKS

13-40-17, 43 POINTS, 6TH NHL

| GM | DATE | OPPONENT | RESULT | SCORE | RECORD | GM | DATE | OPPONENT | RESULT | SCORE | RECORD |
|----|-------|--------------|--------|-------|--------|----|---------------------------|----------------|--------|-------|----------|
| 1 | 10/07 | @ Montreal | L | 2-4 | 0-1-0 | 44 | 01/09 | @ Toronto | T | 3-3 | 8-26-10 |
| 2 | 10/09 | @ Toronto | T | 3-3 | 0-1-1 | 45 | 01/22 | @ Montreal | L | 3-5 | 8-27-10 |
| 3 | 10/10 | NY RANGERS | L | 1-2 | 0-2-1 | 46 | 01/23 | MONTREAL | L | 3-5 | 8-28-10 |
| 4 | 10/15 | MONTREAL | L | 0-3 | 0-3-1 | 47 | 01/27 | @ Boston | L | 2-5 | 8-29-10 |
| 5 | 10/17 | DETROIT | L | 2-5 | 0-4-1 | 48 | 01/29 | DETROIT (A) | T | 2-2 | 8-29-11 |
| 6 | 10/23 | @ Detroit | W | 4-2 | 1-4-1 | 49 | 01/30 | NY RANGERS | W | 4-2 | 9-29-11 |
| 7 | 10/30 | @ Montreal | L | 1-5 | 1-5-1 | 50 | 02/02 | BOSTON | L | 2-3 | 9-30-11 |
| 8 | 10/31 | @ NY Rangers | T | 1-1 | 1-5-2 | 51 | 02/05 | @ Toronto | T | 2-2 | 9-30-12 |
| 9 | 11/04 | NY RANGERS | W | 3-1 | 2-5-2 | 52 | 02/06 | TORONTO | L | 2-4 | 9-31-12 |
| 10 | 11/06 | @ Toronto | L | 2-5 | 2-6-2 | 53 | 02/09 | @ NY Rangers | T | 2-2 | 9-31-13 |
| 11 | 11/07 | TORONTO | L | 1-2 | 2-7-2 | 54 | 02/10 | @ Boston | L | 2-4 | 9-32-13 |
| 12 | 11/10 | @ Boston | L | 3-4 | 2-8-2 | 55 | 02/13 | DETROIT | L | 1-5 | 9-33-13 |
| 13 | 11/11 | @ Montreal | L | 4-7 | 2-9-2 | 56 | 02/15 | @ Detroit | L | 2-3 | 9-34-13 |
| 14 | 11/13 | @ NY Rangers | W | 5-3 | 3-9-2 | 57 | 02/17 | BOSTON | W | 10-2 | 10-34-13 |
| 15 | 11/14 | NY RANGERS | L | 0-5 | 3-10-2 | 58 | 02/20 | TORONTO | W | 4-1 | 11-34-13 |
| 16 | 11/18 | BOSTON | L | 1-5 | 3-11-2 | 59 | 02/23 | BOSTON (C) | T | 3-3 | 11-34-14 |
| 17 | 11/20 | @ Detroit | L | 0-5 | 3-12-2 | 60 | 02/25 | NY RANGERS | T | 2-2 | 11-34-15 |
| 18 | 11/21 | DETROIT | L | 0-1 | 3-13-2 | 61 | 02/27 | DETROIT | L | 2-3 | 11-35-15 |
| 19 | 11/23 | MONTREAL (A) | T | 4-4 | 3-13-3 | 62 | 03/03 | @ Detroit | L | 1-6 | 11-36-15 |
| 20 | 11/25 | MONTREAL | L | 2-3 | 3-14-3 | 63 | 03/05 | @ Montreal | T | 4-4 | 11-36-16 |
| 21 | 11/28 | TORONTO | T | 1-1 | 3-14-4 | 64 | 03/06 | MONTREAL | L | 2-4 | 11-37-16 |
| 22 | 11/30 | MONTREAL (B) | T | 3-3 | 3-14-5 | 65 | 03/10 | @ Boston | W | 3-2 | 12-37-16 |
| 23 | 12/02 | BOSTON | L | 2-3 | 3-15-5 | 66 | 03/12 | @ Detroit | L | 2-3 | 12-38-16 |
| 24 | 12/05 | @ Detroit | L | 1-4 | 3-16-5 | 67 | 03/13 | @ NY Rangers | L | 2-5 | 12-39-16 |
| 25 | 12/08 | @ NY Rangers | W | 2-1 | 4-16-5 | 68 | 03/16 | NY RANGERS (A) | T | 1-1 | 12-39-17 |
| 26 | 12/09 | @ Boston | L | 1-2 | 4-17-5 | 69 | 03/19 | @ Toronto | L | 0-5 | 12-40-17 |
| 27 | 12/11 | @ Toronto | W | 2-1 | 5-17-5 | 70 | 03/20 | @ Boston | W | 4-3 | 13-40-17 |
| 28 | 12/12 | DETROIT | L | 3-4 | 5-18-5 | | | | | | |
| 29 | 12/15 | TORONTO (A) | L | 3-8 | 5-19-5 | A | Played in St. Louis, Mo. | | | | |
| 30 | 12/18 | MONTREAL | L | 2-4 | 5-20-5 | B | Played in Omaha, Neb. | | | | |
| 31 | 12/19 | BOSTON | W | 6-1 | 6-20-5 | C | Played in St. Paul, Minn. | | | | |
| 32 | 12/25 | @ Boston | T | 3-3 | 6-20-6 | | | | | | |
| 33 | 12/26 | @ NY Rangers | T | 4-4 | 6-20-7 | | | | | | |
| 34 | 12/30 | @ Montreal | L | 4-7 | 6-21-7 | | | | | | |
| 35 | 01/01 | @ Toronto | T | 2-2 | 6-21-8 | | | | | | |
| 36 | 01/02 | TORONTO (A) | W | 3-2 | 7-21-8 | | | | | | |
| 37 | 01/05 | @ NY Rangers | W | 3-2 | 8-21-8 | | | | | | |
| 38 | 01/06 | @ Montreal | L | 0-6 | 8-22-8 | | | | | | |
| 39 | 01/08 | @ Detroit | L | 0-1 | 8-23-8 | | | | | | |
| 40 | 01/09 | DETROIT (A) | L | 2-6 | 8-24-8 | | | | | | |
| 41 | 01/12 | BOSTON | T | 1-1 | 8-24-9 | | | | | | |
| 42 | 01/14 | NY RANGERS | L | 2-5 | 8-25-9 | | | | | | |
| 43 | 01/16 | TORONTO | L | 2-4 | 8-26-9 | | | | | | |



| PLAYER | GP | G | A | PTS | PIM | PLAYER | GP | G | A | PTS | PIM |
|--------------------|----|----|----|-----|-----|-----------------|----|---|---|-----|-----|
| SULLIVAN, RED | 70 | 19 | 42 | 61 | 51 | GAMBLE, DICK | 14 | 2 | 0 | 2 | 6 |
| LITZENBERGER, ED | 44 | 16 | 24 | 40 | 28 | TIMGREN, RAY | 14 | 1 | 1 | 2 | 2 |
| WATSON, HARRY | 43 | 14 | 16 | 30 | 4 | MASNIC, PAUL | 14 | 1 | 0 | 1 | 8 |
| MCINTYRE, JACK | 65 | 16 | 13 | 29 | 40 | DEWSBURY, AL | 12 | 0 | 1 | 1 | 10 |
| MICKOSKI, NICK | 52 | 9 | 19 | 28 | 42 | FOGULIN, LEE | 9 | 0 | 1 | 1 | 16 |
| MOSIENKO, BILL | 64 | 12 | 15 | 27 | 24 | HASSARD, BOB | 17 | 0 | 0 | 0 | 4 |
| TOPPAZZINI, JERRY | 70 | 9 | 18 | 27 | 59 | DAVIS, LORNE | 8 | 0 | 0 | 0 | 4 |
| PRYSTAL, METRO | 56 | 11 | 13 | 24 | 28 | HILDEBRAND, IKE | 3 | 0 | 0 | 0 | 0 |
| STANLEY, ALLAN | 52 | 10 | 14 | 24 | 22 | SULLIVAN, FRANK | 1 | 0 | 0 | 0 | 0 |
| WILSON, LARRY | 63 | 12 | 11 | 23 | 37 | HASSARD, BOB | 17 | 0 | 0 | 0 | 4 |
| CREIGHTON, DAVE | 49 | 7 | 7 | 14 | 6 | ROLLINS, AL | 44 | 0 | 0 | 0 | 0 |
| MORTSON, GUS | 65 | 2 | 11 | 13 | 133 | BASSEN, HENRY | 21 | 0 | 0 | 0 | 0 |
| MCCORMACK, JOHN | 63 | 5 | 7 | 12 | 8 | | | | | | |
| MARTIN, FRANK | 66 | 4 | 8 | 12 | 35 | | | | | | |
| HOLLINGWORTH, GORD | 70 | 3 | 9 | 12 | 135 | | | | | | |
| GADSBY, BILL | 18 | 3 | 6 | 9 | 19 | | | | | | |
| CONACHER, PETE | 18 | 2 | 4 | 6 | 2 | | | | | | |
| JANKOWSKI, LOU | 40 | 3 | 2 | 5 | 8 | | | | | | |

| GOALIES | GP | W | L | T | MIN | GA | SO | AVG |
|----------------|----|---|----|---|-------|-----|----|------|
| ROLLINS, AL | 44 | 9 | 27 | 8 | 2,640 | 150 | 0 | 3.41 |
| BASSEN, HANK | 21 | 4 | 9 | 8 | 1,260 | 63 | 0 | 3.00 |
| FREDERICK, RAY | 5 | 0 | 4 | 1 | 300 | 22 | 0 | 4.40 |

1955-56 CHICAGO BLACKHAWKS

19-39-12, 50 POINTS, 6TH NHL

| | | | | | | | |
|------------|---------|---------|-----------|-----------|---------|----------|---------|
| LEADERSHIP | PLAYERS | 2016-17 | OPPONENTS | TRADITION | RECORDS | PLAYOFFS | HISTORY |
|------------|---------|---------|-----------|-----------|---------|----------|---------|

| GM | DATE | OPPONENT | RESULT | SCORE | RECORD | GM | DATE | OPPONENT | RESULT | SCORE | RECORD |
|----|-------|--------------|--------|-------|---------|----|--------------------------|----------------|--------|-------|----------|
| 1 | 10/06 | @ Detroit | W | 3-2 | 1-0-0 | 44 | 01/15 | NY RANGERS | L | 0-2 | 14-22-8 |
| 2 | 10/07 | NY RANGERS | L | 4-7 | 1-1-0 | 45 | 01/17 | NY RANGERS (B) | T | 2-2 | 14-22-9 |
| 3 | 10/09 | TORONTO | W | 3-1 | 2-1-0 | 46 | 01/20 | BOSTON | L | 0-3 | 14-23-9 |
| 4 | 10/15 | DETROIT | L | 1-4 | 2-2-0 | 47 | 01/22 | MONTREAL | L | 2-6 | 14-24-9 |
| 5 | 10/16 | MONTREAL | T | 2-2 | 2-2-1 | 48 | 01/25 | @ Toronto | L | 1-3 | 14-25-9 |
| 6 | 10/20 | @ Detroit | T | 2-2 | 2-2-2 | 49 | 01/27 | DETROIT | L | 0-7 | 14-26-9 |
| 7 | 10/22 | @ Montreal | L | 0-6 | 2-3-2 | 50 | 01/29 | NY RANGERS | L | 2-6 | 14-27-9 |
| 8 | 10/23 | @ NY Rangers | L | 4-5 | 2-4-2 | 51 | 02/02 | @ Boston | T | 2-2 | 14-27-10 |
| 9 | 10/25 | BOSTON (A) | W | 2-0 | 3-4-2 | 52 | 02/04 | @ Toronto | W | 4-2 | 15-27-10 |
| 10 | 10/27 | @ Montreal | W | 4-1 | 4-4-2 | 53 | 02/05 | TORONTO | W | 3-2 | 16-27-10 |
| 11 | 10/29 | @ Toronto | L | 0-2 | 4-5-2 | 54 | 02/07 | @ Detroit | L | 2-3 | 16-28-10 |
| 12 | 11/03 | @ Boston | T | 3-3 | 4-5-3 | 55 | 02/10 | MONTREAL | L | 1-3 | 16-29-10 |
| 13 | 11/05 | DETROIT | T | 3-3 | 4-5-4 | 56 | 02/12 | TORONTO | T | 1-1 | 16-29-11 |
| 14 | 11/06 | NY RANGERS | L | 2-4 | 4-6-4 | 57 | 02/15 | @ NY Rangers | L | 1-6 | 16-30-11 |
| 15 | 11/10 | @ Detroit | T | 2-2 | 4-6-5 | 58 | 02/17 | BOSTON | L | 2-4 | 16-31-11 |
| 16 | 11/11 | TORONTO | W | 2-0 | 5-6-5 | 59 | 02/19 | DETROIT | W | 5-3 | 17-31-11 |
| 17 | 11/15 | MONTREAL | L | 0-2 | 5-7-5 | 60 | 02/24 | TORONTO | L | 1-2 | 17-32-11 |
| 18 | 11/18 | BOSTON | W | 6-1 | 6-7-5 | 61 | 02/26 | BOSTON | W | 4-1 | 18-32-11 |
| 19 | 11/19 | @ Detroit | L | 1-4 | 6-8-5 | 62 | 03/02 | MONTREAL | L | 1-3 | 18-33-11 |
| 20 | 11/20 | DETROIT | T | 1-1 | 6-8-6 | 63 | 03/03 | @ Montreal | L | 1-3 | 18-34-11 |
| 21 | 11/24 | TORONTO | W | 3-2 | 7-8-6 | 64 | 03/04 | @ NY Rangers | L | 2-3 | 18-35-11 |
| 22 | 11/26 | @ Toronto | L | 4-7 | 7-9-6 | 65 | 03/08 | NY RANGERS (A) | L | 4-6 | 18-36-11 |
| 23 | 11/27 | @ Boston | W | 6-0 | 8-9-6 | 66 | 03/10 | @ Detroit | L | 0-2 | 18-37-11 |
| 24 | 11/30 | @ NY Rangers | L | 1-6 | 8-10-6 | 67 | 03/11 | DETROIT | L | 2-3 | 18-38-11 |
| 25 | 12/02 | NY RANGERS | L | 1-2 | 8-11-6 | 68 | 03/15 | @ Montreal | L | 2-5 | 18-39-11 |
| 26 | 12/04 | MONTREAL | L | 1-5 | 8-12-6 | 69 | 03/17 | @ Toronto | T | 1-1 | 18-39-12 |
| 27 | 12/09 | BOSTON (A) | T | 1-1 | 8-12-7 | 70 | 03/18 | @ Boston | W | 3-2 | 19-39-12 |
| 28 | 12/11 | TORONTO | T | 3-3 | 8-12-8 | A | Played in St. Louis, Mo. | | | | |
| 29 | 12/14 | @ NY Rangers | W | 4-1 | 9-12-8 | B | Played in Omaha, Neb. | | | | |
| 30 | 12/15 | @ Boston | L | 1-4 | 9-13-8 | | | | | | |
| 31 | 12/17 | @ Montreal | L | 0-5 | 9-14-8 | | | | | | |
| 32 | 12/18 | BOSTON | W | 7-1 | 10-14-8 | | | | | | |
| 33 | 12/20 | MONTREAL (A) | L | 1-7 | 10-15-8 | | | | | | |
| 34 | 12/24 | @ Toronto | L | 2-5 | 10-16-8 | | | | | | |
| 35 | 12/25 | @ Boston | W | 4-2 | 11-16-8 | | | | | | |
| 36 | 12/29 | @ NY Rangers | W | 4-2 | 12-16-8 | | | | | | |
| 37 | 12/31 | @ Montreal | L | 3-7 | 12-17-8 | | | | | | |
| 38 | 01/01 | @ Detroit | L | 1-5 | 12-18-8 | | | | | | |
| 39 | 01/04 | @ Toronto | L | 2-4 | 12-19-8 | | | | | | |
| 40 | 01/07 | @ Montreal | L | 1-3 | 12-20-8 | | | | | | |
| 41 | 01/08 | @ NY Rangers | W | 5-3 | 13-20-8 | | | | | | |
| 42 | 01/12 | @ Boston | W | 5-0 | 14-20-8 | | | | | | |
| 43 | 01/14 | DETROIT (A) | L | 1-3 | 14-21-8 | | | | | | |



| PLAYER | GP | G | A | PTS | PIM | PLAYER | GP | G | A | PTS | PIM |
|------------------|----|----|----|-----|-----|------------------|----|---|---|-----|-----|
| SULLIVAN, RED | 63 | 14 | 26 | 40 | 58 | CORCORAN, NORMAN | 23 | 1 | 3 | 4 | 19 |
| MICKOSKI, NICK | 70 | 19 | 20 | 39 | 52 | PRYSTAL, METRO | 8 | 1 | 3 | 4 | 8 |
| LITZENBERGER, ED | 70 | 10 | 29 | 39 | 36 | WHARRAM, KEN | 3 | 0 | 0 | 0 | 0 |
| WILSON, JOHN | 70 | 24 | 9 | 33 | 12 | WILSON, LARRY | 2 | 0 | 0 | 0 | 2 |
| CIESLA, HANK | 70 | 8 | 23 | 31 | 22 | SULLIVAN, FRANK | 1 | 0 | 0 | 0 | 0 |
| SKOV, GLEN | 70 | 7 | 20 | 27 | 26 | ROLLINS, AL | 58 | 0 | 0 | 0 | 10 |
| LALANDE, HEC | 65 | 8 | 18 | 26 | 70 | BASSEN, HANK | 12 | 0 | 0 | 0 | 2 |
| WATSON, HARRY | 55 | 11 | 14 | 25 | 6 | | | | | | |
| LESWICK, TONY | 70 | 11 | 11 | 22 | 71 | | | | | | |
| SANDFORD, ED | 56 | 12 | 9 | 21 | 50 | | | | | | |
| STANLEY, ALLAN | 59 | 4 | 14 | 18 | 70 | | | | | | |
| MCINTYRE, JACK | 46 | 10 | 5 | 15 | 14 | | | | | | |
| MORTSON, GUS | 52 | 5 | 10 | 15 | 87 | | | | | | |
| DEWSBURY, AL | 37 | 3 | 12 | 15 | 22 | | | | | | |
| MARTIN, FRANK | 61 | 3 | 11 | 14 | 21 | | | | | | |
| WIDIT, BEN | 63 | 1 | 8 | 9 | 46 | | | | | | |
| PILOTE, PIERRE | 20 | 3 | 5 | 8 | 34 | | | | | | |
| FOGOLIN, LEE | 51 | 0 | 7 | 7 | 83 | | | | | | |

| GOALIES | GP | W | L | T | MINS | GA | SO | AVG |
|--------------|----|----|----|----|-------|-----|----|------|
| ROLLINS, AL | 58 | 17 | 30 | 11 | 3,480 | 171 | 3 | 2.95 |
| BASSEN, HANK | 12 | 2 | 9 | 1 | 720 | 40 | 1 | 3.34 |

1956-57 CHICAGO BLACKHAWKS

1956—CHICAGO BLACK HAWKS—1957

Back row: Jack Worobetz (left), assistant manager; Bill Gadsby (right), assistant manager. Middle row: Bill Gadsby (left), assistant manager; Bill Gadsby (right), assistant manager. Front row: Bill Gadsby (left), assistant manager; Bill Gadsby (right), assistant manager.

Copyright Chicago Black Hawks, and Seattle Johnson Photo Co.

| PLAYER | GP | G | A | PTS | PIM |
|-------------------|----|---|---|-----|-----|
| SLEAVER, JOHN | 12 | 1 | 0 | 1 | 2 |
| MAZUR, ED | 15 | 0 | 1 | 1 | 2 |
| CUSHENAN, IAN | 11 | 0 | 0 | 0 | 13 |
| WOIT, BEN | 9 | 0 | 0 | 0 | 2 |
| TOPPAZZINI, ZELIO | 7 | 0 | 0 | 0 | 0 |
| ROLLINS, AL | 70 | 0 | 1 | 1 | |

| GOALIES | GP | W | L | T | MINS | GA | SO | AVG |
|-------------|----|----|----|----|-------|-----|----|------|
| ROLLINS, AL | 70 | 16 | 39 | 15 | 4,200 | 224 | 3 | 3.20 |

1957-58 CHICAGO BLACKHAWKS

24-39-7, 55 POINTS, 5TH NHL

| LEADERSHIP |
|------------|
| PLAYERS |
| 2016-17 |
| OPPONENTS |
| TRADITION |
| RECORDS |
| PLAYOFFS |
| HISTORY |
| MINORS |
| NHL |
| MEDIA |

| GM | DATE | OPPONENT | RESULT | SCORE | RECORD | GM | DATE | OPPONENT | RESULT | SCORE | RECORD |
|----|-------|--------------|--------|-------|---------|----|-------|--------------|--------|-------|---------|
| 1 | 10/08 | TORONTO | W | 1-0 | 1-0-0 | 44 | 01/23 | @ Boston | L | 3-4 | 15-23-6 |
| 2 | 10/10 | @ Montreal | L | 1-5 | 1-1-0 | 45 | 01/25 | @ Montreal | L | 1-2 | 15-24-6 |
| 3 | 10/12 | @ Boston | L | 1-3 | 1-2-0 | 46 | 01/26 | NY RANGERS | W | 4-3 | 16-24-6 |
| 4 | 10/15 | MONTREAL | T | 3-3 | 1-2-1 | 47 | 01/29 | @ Toronto | W | 4-1 | 17-24-6 |
| 5 | 10/19 | @ Montreal | L | 1-3 | 1-3-1 | 48 | 02/01 | @ NY Rangers | L | 2-3 | 17-25-6 |
| 6 | 10/20 | @ NY Rangers | L | 1-6 | 1-4-1 | 49 | 02/02 | MONTREAL | L | 1-3 | 17-26-6 |
| 7 | 10/22 | BOSTON | W | 2-1 | 2-4-1 | 50 | 02/06 | @ Boston | W | 4-1 | 18-26-6 |
| 8 | 10/27 | @ Detroit | W | 3-0 | 3-4-1 | 51 | 02/08 | @ Montreal | W | 3-2 | 19-26-6 |
| 9 | 10/29 | DETROIT | W | 1-0 | 4-4-1 | 52 | 02/09 | DETROIT | L | 1-2 | 19-27-6 |
| 10 | 11/02 | @ Toronto | T | 3-3 | 4-4-2 | 53 | 02/14 | NY RANGERS | L | 1-3 | 19-28-6 |
| 11 | 11/03 | NY RANGERS | L | 2-3 | 4-5-2 | 54 | 02/16 | MONTREAL | W | 4-0 | 20-28-6 |
| 12 | 11/09 | NY RANGERS | W | 5-0 | 5-5-2 | 55 | 02/19 | @ NY Rangers | L | 2-3 | 20-29-6 |
| 13 | 11/10 | TORONTO | W | 3-1 | 6-5-2 | 56 | 02/22 | @ Toronto | L | 1-3 | 20-30-6 |
| 14 | 11/13 | @ NY Rangers | T | 2-2 | 6-6-3 | 57 | 02/23 | BOSTON | L | 0-2 | 20-31-6 |
| 15 | 11/14 | @ Boston | L | 2-5 | 6-6-3 | 58 | 02/26 | @ NY Rangers | L | 3-4 | 20-32-6 |
| 16 | 11/16 | DETROIT | L | 0-1 | 6-7-3 | 59 | 03/01 | BOSTON | L | 2-3 | 20-33-6 |
| 17 | 11/17 | @ Detroit | W | 3-2 | 7-7-3 | 60 | 03/02 | TORONTO | L | 5-6 | 20-34-6 |
| 18 | 11/20 | @ Toronto | L | 1-2 | 7-8-3 | 61 | 03/05 | @ Toronto | L | 2-5 | 20-35-6 |
| 19 | 11/22 | NY RANGERS | L | 2-4 | 7-9-3 | 62 | 03/06 | @ Boston | T | 4-4 | 20-35-7 |
| 20 | 11/24 | BOSTON | T | 2-2 | 7-9-4 | 63 | 03/08 | DETROIT | W | 4-3 | 21-35-7 |
| 21 | 11/28 | MONTREAL | L | 0-2 | 7-10-4 | 64 | 03/09 | MONTREAL | L | 1-4 | 21-36-7 |
| 22 | 11/30 | @ Montreal | L | 1-6 | 7-11-4 | 65 | 03/12 | NY RANGERS | L | 2-3 | 21-37-7 |
| 23 | 12/01 | TORONTO | L | 2-7 | 7-12-4 | 66 | 03/15 | @ Montreal | L | 1-4 | 21-38-7 |
| 24 | 12/04 | @ NY Rangers | W | 2-0 | 8-12-4 | 67 | 03/16 | TORONTO | W | 3-2 | 22-38-7 |
| 25 | 12/07 | @ Boston | T | 2-2 | 8-12-5 | 68 | 03/20 | DETROIT | W | 5-4 | 23-38-7 |
| 26 | 12/08 | BOSTON | L | 0-3 | 8-13-5 | 69 | 03/22 | @ Detroit | W | 6-4 | 24-38-7 |
| 27 | 12/14 | @ Toronto | L | 1-4 | 8-14-5 | 70 | 03/23 | @ Boston | L | 5-7 | 24-39-7 |
| 28 | 12/15 | MONTREAL | L | 0-2 | 8-15-5 | | | | | | |
| 29 | 12/21 | DETROIT | L | 3-5 | 8-16-5 | | | | | | |
| 30 | 12/22 | @ Detroit | L | 0-2 | 8-17-5 | | | | | | |
| 31 | 12/25 | @ NY Rangers | W | 3-1 | 9-17-5 | | | | | | |
| 32 | 12/28 | BOSTON | T | 0-0 | 9-17-6 | | | | | | |
| 33 | 12/29 | TORONTO | W | 2-1 | 10-17-6 | | | | | | |
| 34 | 12/31 | @ Detroit | L | 2-3 | 10-18-6 | | | | | | |
| 35 | 01/01 | DETROIT | W | 4-3 | 11-18-6 | | | | | | |
| 36 | 01/04 | @ Toronto | W | 4-2 | 12-18-6 | | | | | | |
| 37 | 01/05 | BOSTON | W | 4-3 | 13-18-6 | | | | | | |
| 38 | 01/09 | @ Montreal | L | 3-11 | 13-19-6 | | | | | | |
| 39 | 01/11 | @ Detroit | L | 1-4 | 13-20-6 | | | | | | |
| 40 | 01/12 | MONTREAL | W | 7-1 | 14-20-6 | | | | | | |
| 41 | 01/16 | @ Detroit | L | 2-3 | 14-21-6 | | | | | | |
| 42 | 01/18 | NY RANGERS | L | 2-3 | 14-22-6 | | | | | | |
| 43 | 01/19 | TORONTO | W | 5-3 | 15-22-6 | | | | | | |



| PLAYER | GP | G | A | PTS | PIM | PLAYER | GP | G | A | PTS | PIM |
|------------------|----|----|----|-----|-----|----------------|----|---|---|-----|-----|
| LITZENBERGER, ED | 70 | 32 | 30 | 62 | 63 | LALANDE, HEC | 23 | 2 | 2 | 4 | 10 |
| HULL, BOBBY | 70 | 13 | 34 | 47 | 60 | MCINTYRE, JACK | 27 | 0 | 4 | 4 | 10 |
| LINDSAY, TED | 68 | 15 | 24 | 39 | 110 | MARTIN, FRANK | 4 | 0 | 0 | 0 | 10 |
| NESTERENKO, ERIC | 70 | 20 | 18 | 38 | 104 | BARKLEY, DOUG | 3 | 0 | 0 | 0 | 0 |
| SKOV, GLEN | 70 | 17 | 18 | 35 | 35 | WARD, DON | 3 | 0 | 0 | 0 | 0 |
| PILOTE, PIERRE | 70 | 6 | 24 | 30 | 91 | HALL, GLENN | 70 | 0 | 0 | 0 | 10 |
| MURPHY, RON | 69 | 11 | 17 | 28 | 30 | | | | | | |
| VASKO, ELMER | 59 | 6 | 20 | 26 | 51 | | | | | | |
| REIBEL, EARL | 40 | 4 | 12 | 16 | 6 | | | | | | |
| FERGUSON, LORNE | 37 | 6 | 9 | 15 | 22 | | | | | | |
| DEA, BILL | 34 | 5 | 8 | 13 | 4 | | | | | | |
| DINEEN, BILL | 41 | 4 | 9 | 13 | 8 | | | | | | |
| MORISON, GUS | 67 | 3 | 10 | 13 | 60 | | | | | | |
| KACHUR, ED | 62 | 5 | 7 | 12 | 14 | | | | | | |
| MICKOSKI, NICK | 28 | 5 | 6 | 11 | 20 | | | | | | |
| THOMPSON, JIM | 70 | 4 | 7 | 11 | 75 | | | | | | |
| CUSHEMAN, IAN | 61 | 2 | 8 | 10 | 67 | | | | | | |
| BAILEY, BOB | 28 | 3 | 6 | 9 | 38 | | | | | | |

| GOALIES | GP | W | L | T | MIN | GA | SO | AVG |
|-------------|----|----|----|---|-------|-----|----|------|
| HALL, GLENN | 70 | 24 | 39 | 7 | 4,200 | 200 | 7 | 2.86 |

1958-59 CHICAGO BLACKHAWKS

28-29-13, 69 POINTS, 3RD NHL

| GM | DATE | OPPONENT | RESULT | SCORE | RECORD | GM | DATE | OPPONENT | RESULT | SCORE | RECORD |
|----|-------|--------------|--------|-------|---------|----|-------|--------------|--------|-------|----------|
| 1 | 10/08 | NY RANGERS | T | 1-1 | 0-0-1 | 44 | 01/08 | MONTREAL | T | 1-1 | 18-16-10 |
| 2 | 10/11 | @ Toronto | W | 3-1 | 1-0-1 | 45 | 01/21 | DETROIT | L | 2-3 | 18-17-10 |
| 3 | 10/12 | TORONTO | W | 5-2 | 2-0-1 | 46 | 01/24 | @ Detroit | L | 0-2 | 18-18-10 |
| 4 | 10/16 | @ Detroit | W | 7-2 | 3-0-1 | 47 | 01/25 | TORONTO | L | 1-4 | 18-19-10 |
| 5 | 10/18 | DETROIT | L | 1-3 | 3-1-1 | 48 | 01/28 | @ NY Rangers | W | 3-1 | 19-19-10 |
| 6 | 10/19 | BOSTON | L | 1-4 | 3-2-1 | 49 | 01/31 | @ Montreal | T | 3-3 | 19-19-11 |
| 7 | 10/23 | @ Montreal | L | 1-9 | 3-3-1 | 50 | 02/01 | MONTREAL | T | 3-3 | 19-19-12 |
| 8 | 10/25 | @ NY Rangers | L | 2-6 | 3-4-1 | 51 | 02/05 | @ Boston | W | 2-1 | 20-19-12 |
| 9 | 10/28 | MONTREAL | T | 5-5 | 3-4-2 | 52 | 02/07 | @ NY Rangers | W | 6-3 | 21-19-12 |
| 10 | 10/30 | @ Boston | L | 2-5 | 3-5-2 | 53 | 02/08 | TORONTO | W | 7-2 | 22-19-12 |
| 11 | 11/01 | @ Montreal | W | 4-2 | 4-5-2 | 54 | 02/12 | @ Boston | L | 4-5 | 22-20-12 |
| 12 | 11/04 | NY RANGERS | W | 4-2 | 5-5-2 | 55 | 02/14 | @ Toronto | L | 1-5 | 22-21-12 |
| 13 | 11/08 | @ Detroit | W | 4-3 | 6-5-2 | 56 | 02/15 | BOSTON | T | 3-3 | 22-21-13 |
| 14 | 11/11 | BOSTON | L | 4-8 | 6-6-2 | 57 | 02/18 | NY RANGERS | W | 4-2 | 23-21-13 |
| 15 | 11/15 | MONTREAL | L | 1-3 | 6-7-2 | 58 | 02/21 | @ Detroit | L | 2-5 | 23-22-13 |
| 16 | 11/16 | DETROIT | W | 3-2 | 7-7-2 | 59 | 02/22 | TORONTO | W | 5-1 | 24-22-13 |
| 17 | 11/19 | BOSTON | W | 3-2 | 8-7-2 | 60 | 02/28 | BOSTON | W | 5-2 | 25-22-13 |
| 18 | 11/22 | @ Montreal | L | 1-5 | 8-8-2 | 61 | 03/01 | DETROIT | W | 3-1 | 26-22-13 |
| 19 | 11/25 | TORONTO | T | 3-3 | 8-8-3 | 62 | 03/04 | @ Toronto | L | 2-5 | 26-23-13 |
| 20 | 11/27 | MONTREAL | L | 1-2 | 8-9-3 | 63 | 03/07 | @ NY Rangers | L | 1-6 | 26-24-13 |
| 21 | 11/29 | @ Toronto | W | 2-1 | 9-9-3 | 64 | 03/08 | MONTREAL | L | 1-2 | 26-25-13 |
| 22 | 11/30 | NY RANGERS | T | 2-2 | 9-9-4 | 65 | 03/11 | @ NY Rangers | W | 5-3 | 27-25-13 |
| 23 | 12/03 | @ NY Rangers | L | 2-4 | 9-10-4 | 66 | 03/14 | @ Montreal | L | 4-8 | 27-26-13 |
| 24 | 12/06 | DETROIT | L | 3-4 | 9-11-4 | 67 | 03/15 | DETROIT | L | 1-4 | 27-27-13 |
| 25 | 12/07 | @ Detroit | T | 2-2 | 9-11-5 | 68 | 03/17 | @ Detroit | L | 0-2 | 27-28-13 |
| 26 | 12/10 | TORONTO | T | 2-2 | 9-11-6 | 69 | 03/21 | @ Toronto | L | 1-5 | 27-29-13 |
| 27 | 12/13 | @ Boston | L | 2-4 | 9-12-6 | 70 | 03/22 | @ Boston | W | 4-1 | 28-29-13 |
| 28 | 12/14 | @ NY Rangers | T | 3-3 | 9-12-7 | | | | | | |
| 29 | 12/17 | BOSTON | W | 5-2 | 10-12-7 | | | | | | |
| 30 | 12/20 | @ Montreal | L | 1-4 | 10-13-7 | | | | | | |
| 31 | 12/21 | DETROIT | W | 4-2 | 11-13-7 | | | | | | |
| 32 | 12/25 | @ Boston | L | 2-4 | 11-14-7 | | | | | | |
| 33 | 12/27 | @ Toronto | T | 2-2 | 11-14-8 | | | | | | |
| 34 | 12/28 | TORONTO | W | 4-3 | 12-14-8 | | | | | | |
| 35 | 12/31 | @ Detroit | W | 4-2 | 13-14-8 | | | | | | |
| 36 | 01/01 | MONTREAL | T | 2-2 | 13-14-9 | | | | | | |
| 37 | 01/03 | @ Toronto | W | 2-1 | 14-14-9 | | | | | | |
| 38 | 01/04 | BOSTON | W | 5-3 | 15-14-9 | | | | | | |
| 39 | 01/07 | @ NY Rangers | W | 4-0 | 16-14-9 | | | | | | |
| 40 | 01/08 | @ Boston | W | 4-2 | 17-14-9 | | | | | | |
| 41 | 01/10 | @ Montreal | L | 0-1 | 17-15-9 | | | | | | |
| 42 | 01/11 | NY RANGERS | L | 3-4 | 17-16-9 | | | | | | |
| 43 | 01/17 | NY RANGERS | W | 7-1 | 18-16-9 | | | | | | |



| PLAYER | GP | G | A | PTS | PIM | PLAYER | GP | G | A | PTS | PIM |
|----------------------|----|----|----|-----|-----|----------------|----|---|---|-----|-----|
| LITZENBERGER, ED | 70 | 33 | 44 | 77 | 37 | JOHNSON, NORM | 7 | 1 | 0 | 1 | 8 |
| SLOAN, TOD | 59 | 27 | 35 | 62 | 89 | GLOVER, HOWARD | 13 | 0 | 1 | 1 | 2 |
| LINDSAY, TED | 70 | 22 | 36 | 58 | 184 | MIKITA, STAN | 3 | 0 | 1 | 1 | 4 |
| HULL, BOBBY | 70 | 18 | 32 | 50 | 52 | HALL, GLENN | 70 | 0 | 0 | 0 | 0 |
| MURPHY, RON | 59 | 17 | 30 | 47 | 52 | | | | | | |
| PILOTE, PIERRE | 70 | 7 | 30 | 37 | 79 | | | | | | |
| NESTERENKO, ERIC | 70 | 16 | 18 | 34 | 81 | | | | | | |
| LEWICKI, DANNY | 58 | 8 | 14 | 22 | 4 | | | | | | |
| WHARRAM, KEN | 66 | 10 | 9 | 19 | 14 | | | | | | |
| BALFOUR, EARL | 70 | 10 | 8 | 18 | 10 | | | | | | |
| FERGUSON, LORNE | 67 | 7 | 10 | 17 | 44 | | | | | | |
| VASKO, ELMER | 63 | 6 | 10 | 16 | 52 | | | | | | |
| ST. LAURENT, DOLLARD | 70 | 4 | 8 | 12 | 28 | | | | | | |
| ARBOUR, AL | 70 | 2 | 10 | 12 | 86 | | | | | | |
| EVANS, JACK | 70 | 1 | 8 | 9 | 75 | | | | | | |
| SKOV, GLEN | 70 | 3 | 5 | 8 | 4 | | | | | | |
| MCKENZIE, JOHN | 32 | 3 | 4 | 7 | 20 | | | | | | |
| MALONEY, PHIL | 24 | 2 | 2 | 4 | 4 | | | | | | |

| GOALIES | GP | W | L | T | MIN | GA | SO | AVG |
|-------------|----|----|----|----|-------|-----|----|------|
| HALL, GLENN | 70 | 28 | 29 | 13 | 4,200 | 208 | 1 | 2.97 |

1959-60 CHICAGO BLACKHAWKS

28-29-13, 69 POINTS, 3RD NHL

| |
|------------|
| LEADERSHIP |
| PLAYERS |
| 2016-17 |
| OPPONENTS |
| TRADITION |
| RECORDS |
| PLAYOFFS |
| HISTORY |
| MINORS |
| NHL |
| MEDIA |

| GM | DATE | OPPONENT | RESULT | SCORE | RECORD | GM | DATE | OPPONENT | RESULT | SCORE | RECORD |
|----|-------|--------------|--------|-------|---------|----|-------|--------------|--------|-------|----------|
| 1 | 10/07 | NY RANGERS | W | 5-2 | 1-0-0 | 44 | 01/06 | @ Detroit | L | 1-3 | 14-22-8 |
| 2 | 10/10 | @ Toronto | L | 3-6 | 1-1-0 | 45 | 01/07 | NY RANGERS | W | 3-1 | 15-22-8 |
| 3 | 10/11 | TORONTO | L | 1-3 | 1-2-0 | 46 | 01/20 | BOSTON | W | 3-1 | 16-22-8 |
| 4 | 10/14 | DETROIT | L | 0-2 | 1-3-0 | 47 | 01/23 | NY RANGERS | W | 2-1 | 17-22-8 |
| 5 | 10/15 | @ Detroit | L | 1-2 | 1-4-0 | 48 | 01/24 | MONTREAL | L | 2-3 | 17-25-8 |
| 6 | 10/18 | BOSTON | T | 2-2 | 1-4-1 | 49 | 01/27 | @ Toronto | L | 1-2 | 17-24-8 |
| 7 | 10/22 | @ Montreal | L | 1-4 | 1-5-1 | 50 | 01/30 | @ Montreal | T | 2-2 | 17-24-9 |
| 8 | 10/25 | @ NY Rangers | L | 1-3 | 1-6-1 | 51 | 01/31 | TORONTO | T | 3-3 | 17-24-10 |
| 9 | 10/27 | MONTREAL | L | 1-2 | 1-7-1 | 52 | 02/04 | @ Boston | W | 7-2 | 18-24-10 |
| 10 | 11/01 | @ Detroit | L | 1-2 | 1-8-1 | 53 | 02/06 | @ NY Rangers | W | 5-1 | 19-24-10 |
| 11 | 11/03 | BOSTON | L | 3-6 | 1-9-1 | 54 | 02/07 | @ Detroit | L | 0-5 | 19-25-10 |
| 12 | 11/07 | @ Montreal | T | 2-2 | 1-9-2 | 55 | 02/10 | NY RANGERS | W | 5-1 | 20-25-10 |
| 13 | 11/08 | @ Boston | L | 3-5 | 1-10-2 | 56 | 02/14 | MONTREAL | W | 2-0 | 21-25-10 |
| 14 | 11/10 | TORONTO | L | 1-3 | 1-11-2 | 57 | 02/17 | @ NY Rangers | W | 5-1 | 22-25-10 |
| 15 | 11/14 | @ Toronto | T | 3-3 | 1-11-3 | 58 | 02/20 | @ Toronto | L | 1-3 | 22-26-10 |
| 16 | 11/15 | DETROIT | W | 5-3 | 2-11-3 | 59 | 02/21 | TORONTO | W | 7-5 | 23-26-10 |
| 17 | 11/16 | @ Detroit | L | 2-3 | 2-12-3 | 60 | 02/27 | BOSTON | L | 1-3 | 23-27-10 |
| 18 | 11/18 | NY RANGERS | W | 5-3 | 3-12-3 | 61 | 02/28 | DETROIT | W | 5-2 | 24-27-10 |
| 19 | 11/22 | MONTREAL | L | 1-3 | 3-13-3 | 62 | 03/03 | @ Boston | W | 2-0 | 25-27-10 |
| 20 | 11/26 | TORONTO | L | 3-4 | 3-14-3 | 63 | 03/05 | NY RANGERS | W | 5-0 | 26-27-10 |
| 21 | 11/28 | NY RANGERS | W | 6-2 | 4-14-3 | 64 | 03/06 | MONTREAL | W | 4-2 | 27-27-10 |
| 22 | 11/29 | @ NY Rangers | T | 2-2 | 4-14-4 | 65 | 03/09 | @ NY Rangers | T | 1-1 | 27-27-11 |
| 23 | 12/02 | BOSTON | T | 2-2 | 4-14-5 | 66 | 03/12 | @ Montreal | L | 0-5 | 27-28-11 |
| 24 | 12/05 | @ Montreal | T | 2-2 | 4-14-6 | 67 | 03/13 | DETROIT | T | 1-1 | 27-28-12 |
| 25 | 12/06 | @ Boston | W | 6-3 | 5-14-6 | 68 | 03/15 | @ Detroit | W | 3-2 | 28-28-12 |
| 26 | 12/09 | DETROIT | L | 0-2 | 5-15-6 | 69 | 03/19 | @ Toronto | L | 0-1 | 28-29-12 |
| 27 | 12/12 | @ Toronto | W | 4-2 | 6-15-6 | 70 | 03/20 | @ Boston | T | 5-5 | 28-29-13 |
| 28 | 12/13 | MONTREAL | T | 4-4 | 6-15-7 | | | | | | |
| 29 | 12/16 | BOSTON | W | 4-0 | 7-15-7 | | | | | | |
| 30 | 12/17 | @ Detroit | L | 2-3 | 7-16-7 | | | | | | |
| 31 | 12/20 | TORONTO | W | 7-4 | 8-16-7 | | | | | | |
| 32 | 12/23 | @ NY Rangers | W | 3-0 | 9-16-7 | | | | | | |
| 33 | 12/25 | @ Boston | L | 1-5 | 9-17-7 | | | | | | |
| 34 | 12/26 | @ Montreal | L | 2-9 | 9-18-7 | | | | | | |
| 35 | 12/27 | BOSTON | W | 6-1 | 10-18-7 | | | | | | |
| 36 | 01/01 | DETROIT | T | 4-4 | 10-18-8 | | | | | | |
| 37 | 01/02 | @ Toronto | W | 4-2 | 11-18-8 | | | | | | |
| 38 | 01/03 | TORONTO | L | 0-4 | 11-19-8 | | | | | | |
| 39 | 01/06 | @ NY Rangers | W | 2-1 | 12-19-8 | | | | | | |
| 40 | 01/07 | @ Boston | L | 1-5 | 12-20-8 | | | | | | |
| 41 | 01/09 | @ Montreal | L | 1-2 | 12-21-8 | | | | | | |
| 42 | 01/10 | MONTREAL | W | 3-0 | 13-21-8 | | | | | | |
| 43 | 01/13 | DETROIT | W | 5-2 | 14-21-8 | | | | | | |



| PLAYER | GP | G | A | PTS | PIM | PLAYER | GP | G | A | PTS | PIM |
|----------------------|----|----|----|-----|-----|---------------|----|---|---|-----|-----|
| HULL, BOBBY | 70 | 39 | 42 | 81 | 68 | BARKLEY, DOUG | 3 | 0 | 0 | 0 | 2 |
| HAY, BILL | 70 | 18 | 37 | 55 | 29 | HALL, GLENN | 70 | 0 | 1 | 1 | 2 |
| PILOTE, PIERRE | 70 | 7 | 38 | 45 | 100 | | | | | | |
| SLOAN, TOD | 69 | 20 | 20 | 40 | 52 | | | | | | |
| MURPHY, RON | 63 | 15 | 21 | 36 | 18 | | | | | | |
| NESTERENKO, ERIC | 61 | 13 | 23 | 36 | 71 | | | | | | |
| BALFOUR, MURRAY | 61 | 18 | 12 | 30 | 55 | | | | | | |
| LITZENBERGER, ED | 52 | 12 | 18 | 30 | 15 | | | | | | |
| VASKO, ELMER | 69 | 3 | 27 | 30 | 110 | | | | | | |
| MIKITA, STAN | 67 | 8 | 18 | 26 | 119 | | | | | | |
| LINDSAY, TED | 68 | 7 | 19 | 26 | 91 | | | | | | |
| WHARRAM, KEN | 59 | 14 | 11 | 25 | 16 | | | | | | |
| ST. LAURENT, DOLLARD | 69 | 4 | 13 | 17 | 60 | | | | | | |
| MALONEY, PHIL | 22 | 6 | 4 | 10 | 0 | | | | | | |
| BALFOUR, EARL | 70 | 3 | 5 | 8 | 16 | | | | | | |
| SKOV, GLEN | 69 | 3 | 4 | 7 | 16 | | | | | | |
| ARBOUR, AL | 57 | 1 | 5 | 6 | 64 | | | | | | |
| EVANS, JACK | 68 | 0 | 4 | 4 | 60 | | | | | | |

| GOALIES | GP | W | L | T | MIN | GA | SO | AVG |
|-------------|----|----|----|----|-------|-----|----|------|
| HALL, GLENN | 70 | 28 | 29 | 13 | 4,200 | 179 | 6 | 2.56 |

1960-61 CHICAGO BLACKHAWKS

29-24-17, 75 POINTS, 3RD NHL

| GM | DATE | OPPONENT | RESULT | SCORE | RECORD | GM | DATE | OPPONENT | RESULT | SCORE | RECORD |
|----|-------|--------------|--------|-------|---------|----|-------|--------------|--------|-------|----------|
| 1 | 10/05 | DETROIT | T | 1-1 | 0-0-1 | 44 | 01/08 | MONTREAL | L | 0-4 | 18-17-9 |
| 2 | 10/06 | @ Detroit | W | 4-2 | 1-0-1 | 45 | 01/21 | NY RANGERS | W | 5-3 | 19-17-9 |
| 3 | 10/09 | NY RANGERS | W | 3-2 | 2-0-1 | 46 | 01/22 | BOSTON | W | 8-3 | 20-17-9 |
| 4 | 10/12 | TORONTO | W | 3-0 | 3-0-1 | 47 | 01/26 | @ Detroit | T | 2-2 | 20-17-10 |
| 5 | 10/16 | BOSTON | W | 5-2 | 4-0-1 | 48 | 01/28 | @ Toronto | L | 1-2 | 20-18-10 |
| 6 | 10/19 | @ NY Rangers | L | 0-2 | 4-1-1 | 49 | 01/29 | MONTREAL | T | 1-1 | 20-18-11 |
| 7 | 10/22 | @ Montreal | W | 4-2 | 5-1-1 | 50 | 02/01 | @ NY Rangers | L | 1-3 | 20-19-11 |
| 8 | 10/25 | @ Boston | T | 2-2 | 5-1-2 | 51 | 02/02 | @ Boston | T | 2-2 | 20-19-12 |
| 9 | 10/25 | MONTREAL | W | 8-4 | 6-1-2 | 52 | 02/04 | @ Montreal | W | 4-1 | 21-19-12 |
| 10 | 10/29 | @ Toronto | L | 4-8 | 6-2-2 | 53 | 02/05 | TORONTO | T | 1-1 | 21-19-13 |
| 11 | 10/30 | @ Detroit | L | 1-2 | 6-3-2 | 54 | 02/08 | DETROIT | W | 5-2 | 22-19-13 |
| 12 | 11/02 | NY RANGERS | T | 4-4 | 6-3-3 | 55 | 02/12 | MONTREAL | W | 3-1 | 23-19-13 |
| 13 | 11/05 | @ Montreal | T | 4-4 | 6-3-4 | 56 | 02/15 | NY RANGERS | W | 5-2 | 24-19-13 |
| 14 | 11/06 | @ Boston | L | 0-4 | 6-4-4 | 57 | 02/18 | @ Toronto | L | 2-5 | 24-20-13 |
| 15 | 11/09 | TORONTO | W | 2-0 | 7-4-4 | 58 | 02/19 | BOSTON | T | 2-2 | 24-20-14 |
| 16 | 11/12 | @ Toronto | L | 1-7 | 7-5-4 | 59 | 02/22 | @ NY Rangers | L | 2-4 | 24-21-14 |
| 17 | 11/15 | DETROIT | W | 7-1 | 8-5-4 | 60 | 02/25 | @ Montreal | T | 1-1 | 24-21-15 |
| 18 | 11/15 | @ Detroit | L | 2-3 | 8-6-4 | 61 | 02/26 | BOSTON | W | 7-2 | 25-21-15 |
| 19 | 11/17 | BOSTON | W | 4-2 | 9-6-4 | 62 | 02/28 | @ Detroit | L | 1-3 | 25-22-15 |
| 20 | 11/20 | MONTREAL | T | 1-1 | 9-6-5 | 63 | 03/02 | NY RANGERS | W | 7-1 | 26-22-15 |
| 21 | 11/24 | TORONTO | W | 2-1 | 10-6-5 | 64 | 03/05 | TORONTO | W | 3-1 | 27-22-15 |
| 22 | 11/26 | @ Montreal | L | 2-4 | 10-7-5 | 65 | 03/08 | @ NY Rangers | W | 4-3 | 28-22-15 |
| 23 | 11/27 | @ NY Rangers | T | 3-3 | 10-7-6 | 66 | 03/11 | @ Toronto | T | 2-2 | 28-22-16 |
| 24 | 11/30 | BOSTON | T | 2-2 | 10-7-7 | 67 | 03/12 | MONTREAL | L | 2-6 | 28-23-16 |
| 25 | 12/04 | MONTREAL | L | 5-7 | 10-8-7 | 68 | 03/15 | DETROIT | T | 2-2 | 28-23-17 |
| 26 | 12/08 | @ Boston | L | 1-5 | 10-9-7 | 69 | 03/18 | @ Montreal | W | 4-1 | 29-23-17 |
| 27 | 12/10 | @ Toronto | L | 2-5 | 10-10-7 | 70 | 03/19 | @ Boston | L | 3-4 | 29-24-17 |
| 28 | 12/11 | TORONTO | L | 1-6 | 10-11-7 | | | | | | |
| 29 | 12/14 | NY RANGERS | W | 4-0 | 11-11-7 | | | | | | |
| 30 | 12/18 | DETROIT | L | 2-3 | 11-12-7 | | | | | | |
| 31 | 12/21 | @ NY Rangers | T | 2-2 | 11-12-8 | | | | | | |
| 32 | 12/22 | @ Boston | L | 2-4 | 11-13-8 | | | | | | |
| 33 | 12/24 | @ Montreal | L | 1-3 | 11-14-8 | | | | | | |
| 34 | 12/25 | @ Detroit | W | 3-0 | 12-14-8 | | | | | | |
| 35 | 12/28 | BOSTON | W | 4-3 | 13-14-8 | | | | | | |
| 36 | 12/31 | @ Detroit | W | 3-0 | 14-14-8 | | | | | | |
| 37 | 01/01 | DETROIT | W | 3-0 | 15-14-8 | | | | | | |
| 38 | 01/04 | @ NY Rangers | W | 3-2 | 16-14-8 | | | | | | |
| 39 | 01/05 | @ Boston | W | 4-3 | 17-14-8 | | | | | | |
| 40 | 01/08 | TORONTO | W | 5-1 | 18-14-8 | | | | | | |
| 41 | 01/11 | DETROIT | T | 2-2 | 18-14-9 | | | | | | |
| 42 | 01/14 | @ Toronto | L | 1-4 | 18-15-9 | | | | | | |
| 43 | 01/15 | NY RANGERS | L | 1-3 | 18-16-9 | | | | | | |



| PLAYER | GP | G | A | PTS | PIM | PLAYER | GP | G | A | PTS | PIM |
|----------------------|----|----|----|-----|-----|--------------|----|---|---|-----|-----|
| HAY, BILL | 69 | 11 | 48 | 59 | 45 | ARBOUR, AL | 53 | 3 | 2 | 5 | 38 |
| HULL, BOBBY | 67 | 31 | 25 | 56 | 45 | HICKS, WAYNE | 1 | 0 | 0 | 0 | 0 |
| MIKITA, STAN | 68 | 19 | 34 | 53 | 94 | HALL, GLENN | 70 | 0 | 1 | 1 | 0 |
| BALFOUR, MURRAY | 70 | 21 | 27 | 48 | 123 | | | | | | |
| WHARRAM, KEN | 64 | 16 | 29 | 45 | 12 | | | | | | |
| MURPHY, RON | 70 | 21 | 19 | 40 | 30 | | | | | | |
| NESTERENKO, ERIC | 68 | 19 | 19 | 38 | 127 | | | | | | |
| PILOTE, PIERRE | 70 | 6 | 29 | 35 | 169 | | | | | | |
| SLOAN, TOD | 67 | 11 | 23 | 34 | 48 | | | | | | |
| MCDONALD, AB | 61 | 17 | 16 | 33 | 22 | | | | | | |
| LITZENBERGER, ED | 62 | 10 | 22 | 32 | 12 | | | | | | |
| VASKO, ELMER | 63 | 4 | 18 | 22 | 42 | | | | | | |
| ST. LAURENT, DOLLARD | 67 | 2 | 17 | 19 | 58 | | | | | | |
| FLEMING, REG | 66 | 4 | 4 | 8 | 143 | | | | | | |
| EVANS, JACK | 69 | 0 | 8 | 8 | 58 | | | | | | |
| BALFOUR, EARL | 68 | 3 | 3 | 6 | 4 | | | | | | |

| GOALIES | GP | W | L | T | MIN | GA | SO | AVG |
|-------------|----|----|----|----|-------|-----|----|------|
| HALL, GLENN | 70 | 29 | 24 | 17 | 4,200 | 177 | 6 | 2.53 |

1961-62 CHICAGO BLACKHAWKS

31-26-13, 75 POINTS, 3RD NHL

| LEADERSHIP |
|------------|
| PLAYERS |
| 2016-17 |
| OPPONENTS |
| TRADITION |
| RECORDS |
| PLAYOFFS |
| HISTORY |
| MINORS |
| NHL |
| MEDIA |

| GM | DATE | OPPONENT | RESULT | SCORE | RECORD | GM | DATE | OPPONENT | RESULT | SCORE | RECORD |
|----|-------|--------------|--------|-------|----------|----|-------|--------------|--------|-------|----------|
| 1 | 10/14 | @ Detroit | T | 3-3 | 0-0-1 | 44 | 01/21 | NY RANGERS | W | 3-1 | 15-16-13 |
| 2 | 10/15 | DETROIT | T | 2-2 | 0-0-2 | 45 | 01/24 | TORONTO | W | 2-1 | 16-16-13 |
| 3 | 10/17 | BOSTON | W | 5-3 | 1-0-2 | 46 | 01/27 | @ Boston | L | 3-5 | 16-17-13 |
| 4 | 10/19 | NY RANGERS | L | 2-4 | 1-1-2 | 47 | 01/28 | @ NY Rangers | W | 3-0 | 17-17-13 |
| 5 | 10/21 | @ Toronto | T | 1-1 | 1-1-3 | 48 | 01/31 | DETROIT | W | 4-1 | 18-17-13 |
| 6 | 10/22 | MONTREAL | L | 2-3 | 1-2-3 | 49 | 02/01 | @ Detroit | W | 7-4 | 19-17-13 |
| 7 | 10/25 | @ NY Rangers | T | 1-1 | 1-2-4 | 50 | 02/03 | BOSTON | W | 6-3 | 20-17-13 |
| 8 | 10/26 | @ Montreal | L | 1-7 | 1-3-4 | 51 | 02/04 | TORONTO | W | 2-1 | 21-17-13 |
| 9 | 10/29 | @ Boston | T | 2-2 | 1-3-5 | 52 | 02/08 | @ Boston | W | 6-2 | 22-17-13 |
| 10 | 10/31 | NY RANGERS | L | 2-4 | 1-4-5 | 53 | 02/10 | @ NY Rangers | L | 1-2 | 22-18-13 |
| 11 | 11/04 | @ Toronto | L | 1-2 | 1-5-5 | 54 | 02/11 | MONTREAL | L | 3-4 | 22-19-13 |
| 12 | 11/05 | @ Boston | W | 4-3 | 2-5-5 | 55 | 02/14 | NY RANGERS | W | 4-3 | 23-19-13 |
| 13 | 11/07 | TORONTO | W | 6-0 | 3-5-5 | 56 | 02/17 | @ Montreal | L | 2-6 | 23-20-13 |
| 14 | 11/11 | @ Montreal | L | 1-2 | 3-6-5 | 57 | 02/19 | BOSTON | W | 6-0 | 24-20-13 |
| 15 | 11/12 | @ NY Rangers | L | 1-4 | 3-7-5 | 58 | 02/21 | DETROIT | W | 6-4 | 25-20-13 |
| 16 | 11/15 | DETROIT | W | 2-0 | 4-7-5 | 59 | 02/24 | @ Detroit | W | 6-1 | 26-20-13 |
| 17 | 11/19 | MONTREAL | T | 3-3 | 4-7-6 | 60 | 02/25 | BOSTON | W | 8-0 | 27-20-13 |
| 18 | 11/23 | TORONTO | L | 2-5 | 4-8-6 | 61 | 02/28 | @ Toronto | L | 2-4 | 27-21-13 |
| 19 | 11/26 | DETROIT | W | 4-1 | 5-8-6 | 62 | 03/01 | @ Boston | W | 5-4 | 28-21-13 |
| 20 | 11/29 | BOSTON | W | 7-4 | 6-8-6 | 63 | 03/04 | MONTREAL | W | 5-2 | 29-21-13 |
| 21 | 12/02 | @ Toronto | L | 4-6 | 6-9-6 | 64 | 03/11 | TORONTO | L | 2-3 | 29-22-13 |
| 22 | 12/03 | MONTREAL | L | 0-1 | 6-10-6 | 65 | 03/15 | @ Montreal | L | 5-6 | 29-23-13 |
| 23 | 12/06 | @ NY Rangers | W | 8-3 | 7-10-6 | 66 | 03/17 | @ Toronto | W | 3-1 | 30-23-13 |
| 24 | 12/07 | @ Boston | W | 5-2 | 8-10-6 | 67 | 03/18 | @ Detroit | L | 1-4 | 30-24-13 |
| 25 | 12/09 | @ Detroit | L | 0-3 | 8-11-6 | 68 | 03/20 | DETROIT | W | 3-0 | 31-24-13 |
| 26 | 12/10 | DETROIT | L | 2-3 | 8-12-6 | 69 | 03/24 | @ Montreal | L | 3-5 | 31-25-13 |
| 27 | 12/13 | BOSTON | T | 2-2 | 8-12-7 | 70 | 03/25 | @ NY Rangers | L | 1-4 | 31-26-13 |
| 28 | 12/17 | NY RANGERS | W | 3-1 | 9-12-7 | | | | | | |
| 29 | 12/21 | @ Montreal | W | 4-3 | 10-12-7 | | | | | | |
| 30 | 12/23 | @ NY Rangers | L | 3-7 | 10-13-7 | | | | | | |
| 31 | 12/25 | TORONTO | T | 3-3 | 10-13-8 | | | | | | |
| 32 | 12/27 | @ Toronto | T | 0-0 | 10-13-9 | | | | | | |
| 33 | 12/28 | @ Detroit | T | 2-2 | 10-13-10 | | | | | | |
| 34 | 12/30 | @ Montreal | T | 4-4 | 10-13-11 | | | | | | |
| 35 | 01/01 | MONTREAL | W | 2-0 | 11-13-11 | | | | | | |
| 36 | 01/03 | NY RANGERS | W | 2-1 | 12-13-11 | | | | | | |
| 37 | 01/04 | @ Detroit | T | 1-1 | 12-13-12 | | | | | | |
| 38 | 01/06 | @ Toronto | L | 3-6 | 12-14-12 | | | | | | |
| 39 | 01/07 | BOSTON | L | 0-2 | 12-15-12 | | | | | | |
| 40 | 01/11 | @ Boston | W | 6-0 | 13-15-12 | | | | | | |
| 41 | 01/13 | NY RANGERS | W | 4-2 | 14-15-12 | | | | | | |
| 42 | 01/14 | TORONTO | T | 2-2 | 14-15-13 | | | | | | |
| 43 | 01/17 | MONTREAL | L | 3-7 | 14-16-13 | | | | | | |



| PLAYER | GP | G | A | PTS | PIM | PLAYER | GP | G | A | PTS | PIM |
|----------------------|----|----|----|-----|-----|--------------|----|---|---|-----|-----|
| HULL, BOBBY | 70 | 50 | 34 | 84 | 35 | HALL, MURRAY | 2 | 0 | 0 | 0 | 0 |
| MIKITA, STAN | 70 | 25 | 52 | 77 | 97 | HALL, GLENN | 70 | 0 | 0 | 0 | 12 |
| HAY, BILL | 60 | 11 | 52 | 63 | 34 | | | | | | |
| HORVATH, BRONCO | 68 | 17 | 29 | 46 | 19 | | | | | | |
| PILOTE, PIERRE | 59 | 7 | 35 | 42 | 97 | | | | | | |
| MCDONALD, AB | 65 | 22 | 18 | 40 | 8 | | | | | | |
| WHARRAM, KEN | 62 | 14 | 23 | 37 | 22 | | | | | | |
| BAUFORD, MURRAY | 49 | 15 | 15 | 30 | 70 | | | | | | |
| NESTERENKO, ERIC | 68 | 15 | 14 | 29 | 97 | | | | | | |
| MURPHY, RON | 60 | 12 | 16 | 28 | 41 | | | | | | |
| VASKO, ELMER | 64 | 2 | 22 | 24 | 87 | | | | | | |
| MELNYK, GERRY | 63 | 5 | 16 | 21 | 2 | | | | | | |
| EVANS, JACK | 70 | 3 | 14 | 17 | 80 | | | | | | |
| FLEMING, REG | 70 | 7 | 9 | 16 | 71 | | | | | | |
| ST. LAURENT, DOLLARD | 64 | 0 | 13 | 13 | 44 | | | | | | |
| TURNER, BOB | 69 | 8 | 2 | 10 | 52 | | | | | | |
| MAKI, CHICO | 16 | 4 | 6 | 10 | 2 | | | | | | |
| HILLMAN, WAYNE | 19 | 0 | 2 | 2 | 14 | | | | | | |

| GOALIES | GP | W | L | T | MIN | GA | SO | AVG |
|-------------|----|----|----|----|-------|-----|----|------|
| HALL, GLENN | 70 | 31 | 26 | 13 | 4,200 | 184 | 9 | 2.63 |

1962-63 CHICAGO BLACKHAWKS

32-21-17, 81 POINTS, 2ND NHL

| GM | DATE | OPPONENT | RESULT | SCORE | RECORD | GM | DATE | OPPONENT | RESULT | SCORE | RECORD |
|----|-------|--------------|--------|-------|----------|----|-------|--------------|--------|-------|----------|
| 1 | 10/10 | TORONTO | L | 1-3 | 0-1-0 | 44 | 01/09 | @ Toronto | W | 4-1 | 21-15-10 |
| 2 | 10/13 | DETROIT | T | 0-0 | 0-1-1 | 45 | 01/20 | NY RANGERS | W | 6-2 | 22-15-10 |
| 3 | 10/14 | @ Boston | T | 2-2 | 0-1-2 | 46 | 01/23 | @ NY Rangers | T | 3-3 | 22-15-11 |
| 4 | 10/17 | @ NY Rangers | W | 5-1 | 1-1-2 | 47 | 01/26 | @ Detroit | W | 3-0 | 23-15-11 |
| 5 | 10/20 | @ Toronto | L | 1-3 | 1-2-2 | 48 | 01/27 | MONTREAL | L | 1-3 | 23-14-11 |
| 6 | 10/21 | @ Detroit | L | 1-3 | 1-3-2 | 49 | 01/31 | @ Boston | W | 9-2 | 24-14-11 |
| 7 | 10/23 | MONTREAL | T | 4-4 | 1-3-3 | 50 | 02/02 | @ Montreal | T | 3-3 | 24-14-12 |
| 8 | 10/27 | @ Montreal | W | 3-2 | 2-3-3 | 51 | 02/03 | TORONTO | W | 3-1 | 25-14-12 |
| 9 | 10/28 | @ NY Rangers | W | 5-3 | 3-3-3 | 52 | 02/06 | DETROIT | T | 3-3 | 25-14-13 |
| 10 | 10/30 | NY RANGERS | W | 5-3 | 4-3-3 | 53 | 02/09 | @ NY Rangers | T | 3-3 | 25-14-14 |
| 11 | 11/01 | @ Boston | W | 4-2 | 5-3-3 | 54 | 02/10 | NY RANGERS | W | 4-2 | 26-14-14 |
| 12 | 11/04 | @ Detroit | L | 1-3 | 5-4-3 | 55 | 02/16 | @ Montreal | L | 2-4 | 26-15-14 |
| 13 | 11/07 | BOSTON | T | 3-3 | 5-4-4 | 56 | 02/17 | BOSTON | W | 3-1 | 27-15-14 |
| 14 | 11/10 | @ Montreal | W | 3-1 | 6-4-4 | 57 | 02/21 | @ Detroit | W | 5-3 | 28-15-14 |
| 15 | 11/11 | TORONTO | L | 3-5 | 6-5-4 | 58 | 02/23 | DETROIT | W | 3-2 | 29-15-14 |
| 16 | 11/14 | DETROIT | W | 4-2 | 7-5-4 | 59 | 02/24 | BOSTON | W | 4-3 | 30-15-14 |
| 17 | 11/17 | @ NY Rangers | W | 4-3 | 8-5-4 | 60 | 02/27 | @ Toronto | L | 3-6 | 30-16-14 |
| 18 | 11/18 | MONTREAL | T | 1-1 | 8-5-5 | 61 | 02/28 | NY RANGERS | L | 1-6 | 30-17-14 |
| 19 | 11/22 | TORONTO | W | 1-0 | 9-5-5 | 62 | 03/03 | MONTREAL | T | 2-2 | 30-17-15 |
| 20 | 11/24 | DETROIT | T | 1-1 | 9-5-6 | 63 | 03/06 | @ NY Rangers | L | 2-5 | 30-18-15 |
| 21 | 11/25 | @ Detroit | L | 2-3 | 9-6-6 | 64 | 03/10 | TORONTO | T | 1-1 | 30-18-16 |
| 22 | 11/29 | @ Boston | W | 5-0 | 10-6-6 | 65 | 03/14 | @ Boston | W | 2-0 | 31-18-16 |
| 23 | 12/01 | @ Montreal | L | 1-2 | 10-7-6 | 66 | 03/16 | @ Toronto | L | 0-3 | 31-19-16 |
| 24 | 12/02 | NY RANGERS | W | 5-1 | 11-7-6 | 67 | 03/17 | @ Detroit | L | 2-4 | 31-20-16 |
| 25 | 12/05 | BOSTON | W | 5-4 | 12-7-6 | 68 | 03/19 | DETROIT | L | 1-5 | 31-21-16 |
| 26 | 12/08 | @ Toronto | T | 1-1 | 12-7-7 | 69 | 03/23 | @ Montreal | T | 4-4 | 31-21-17 |
| 27 | 12/09 | MONTREAL | W | 2-1 | 13-7-7 | 70 | 03/24 | @ Boston | W | 4-3 | 32-21-17 |
| 28 | 12/12 | NY RANGERS | W | 4-3 | 14-7-7 | | | | | | |
| 29 | 12/15 | @ Detroit | L | 1-3 | 14-8-7 | | | | | | |
| 30 | 12/16 | TORONTO | L | 2-6 | 14-9-7 | | | | | | |
| 31 | 12/19 | BOSTON | W | 3-2 | 15-9-7 | | | | | | |
| 32 | 12/22 | @ Montreal | T | 1-1 | 15-9-8 | | | | | | |
| 33 | 12/23 | @ NY Rangers | W | 3-1 | 16-9-8 | | | | | | |
| 34 | 12/25 | MONTREAL | L | 0-6 | 16-10-8 | | | | | | |
| 35 | 12/29 | @ Toronto | T | 1-1 | 16-10-9 | | | | | | |
| 36 | 12/30 | BOSTON | W | 4-2 | 17-10-9 | | | | | | |
| 37 | 01/01 | DETROIT | W | 4-2 | 18-10-9 | | | | | | |
| 38 | 01/06 | TORONTO | L | 1-5 | 18-11-9 | | | | | | |
| 39 | 01/09 | @ Toronto | W | 3-1 | 19-11-9 | | | | | | |
| 40 | 01/10 | @ Boston | L | 4-5 | 19-12-9 | | | | | | |
| 41 | 01/12 | NY RANGERS | W | 3-1 | 20-12-9 | | | | | | |
| 42 | 01/13 | MONTREAL | T | 2-2 | 20-12-10 | | | | | | |
| 43 | 01/16 | BOSTON | L | 4-5 | 20-13-10 | | | | | | |



| PLAYER | GP | G | A | PTS | PIM | PLAYER | GP | G | A | PTS | PIM |
|------------------|----|----|----|-----|-----|----------------|----|---|---|-----|-----|
| MIKITA, STAN | 65 | 31 | 45 | 76 | 69 | HALL, GLENN | 66 | 0 | 0 | 0 | 0 |
| HULL, BOBBY | 65 | 31 | 31 | 62 | 27 | DEJORDY, DENIS | 5 | 0 | 0 | 0 | 0 |
| MCDONALD, AB | 69 | 20 | 41 | 61 | 12 | | | | | | |
| HAY, BILL | 64 | 12 | 33 | 45 | 38 | | | | | | |
| WHARRAM, KEN | 55 | 20 | 18 | 38 | 17 | | | | | | |
| MURPHY, RON | 68 | 18 | 16 | 34 | 28 | | | | | | |
| BAUFOR, MURRAY | 65 | 10 | 23 | 33 | 73 | | | | | | |
| LUNDE, LEN | 60 | 6 | 22 | 28 | 30 | | | | | | |
| NESTERENKO, ERIC | 67 | 12 | 15 | 27 | 103 | | | | | | |
| PILOTE, PIERRE | 59 | 8 | 18 | 26 | 57 | | | | | | |
| MAKI, CHICO | 65 | 7 | 17 | 24 | 35 | | | | | | |
| MACNEIL, AL | 70 | 2 | 19 | 21 | 100 | | | | | | |
| FLEMING, REG | 64 | 7 | 7 | 14 | 99 | | | | | | |
| VASKO, ELMER | 64 | 4 | 9 | 13 | 70 | | | | | | |
| HILLMAN, WAYNE | 67 | 3 | 5 | 8 | 72 | | | | | | |
| EVANS, JACK | 69 | 0 | 8 | 8 | 46 | | | | | | |
| TURNER, BOB | 70 | 3 | 3 | 6 | 20 | | | | | | |
| ERICKSON, AUTRY | 3 | 0 | 0 | 0 | 8 | | | | | | |

| GOALIES | GP | W | L | T | MIN | GA | SO | AVG |
|----------------|----|----|----|----|-------|-----|----|------|
| HALL, GLENN | 66 | 30 | 20 | 15 | 3,910 | 161 | 5 | 2.47 |
| DEJORDY, DENIS | 5 | 2 | 1 | 2 | 290 | 12 | 0 | 2.49 |

1963-64 CHICAGO BLACKHAWKS

36-22-12, 84 POINTS, 2ND NHL

| LEADERSHIP | PLAYERS | 2016-17 | OPPONENTS | TRADITION | RECORDS | PLAYOFFS | HISTORY |
|------------|---------|---------|-----------|-----------|---------|----------|---------|
| MINORS | NHL | MEDIA | | | | | |

| GM | DATE | OPPONENT | RESULT | SCORE | RECORD | GM | DATE | OPPONENT | RESULT | SCORE | RECORD |
|----|-------|--------------|--------|-------|---------|----|-------|--------------|--------|-------|----------|
| 1 | 10/09 | NY RANGERS | W | 3-1 | 1-0-0 | 44 | 01/09 | TORONTO | L | 0-2 | 23-14-7 |
| 2 | 10/10 | @ Detroit | L | 3-5 | 1-1-0 | 45 | 01/23 | @ Boston | W | 3-1 | 24-14-7 |
| 3 | 10/13 | TORONTO | W | 4-2 | 2-1-0 | 46 | 01/25 | @ Detroit | L | 3-5 | 24-15-7 |
| 4 | 10/16 | BOSTON | W | 5-2 | 3-1-0 | 47 | 01/26 | MONTREAL | T | 2-2 | 24-15-8 |
| 5 | 10/20 | MONTREAL | W | 5-3 | 4-1-0 | 48 | 01/29 | DETROIT | T | 2-2 | 24-15-9 |
| 6 | 10/24 | @ Detroit | T | 2-2 | 4-1-1 | 49 | 02/01 | @ NY Rangers | T | 2-2 | 24-15-10 |
| 7 | 10/26 | @ Montreal | T | 1-1 | 4-1-2 | 50 | 02/02 | @ Boston | W | 5-2 | 25-15-10 |
| 8 | 10/27 | @ NY Rangers | W | 4-1 | 5-1-2 | 51 | 02/05 | DETROIT | W | 4-2 | 26-15-10 |
| 9 | 10/29 | DETROIT | W | 5-1 | 6-1-2 | 52 | 02/06 | @ Detroit | L | 0-4 | 26-16-10 |
| 10 | 11/02 | @ Toronto | W | 2-0 | 7-1-2 | 53 | 02/08 | @ Toronto | T | 3-3 | 26-16-11 |
| 11 | 11/05 | NY RANGERS | W | 3-2 | 8-1-2 | 54 | 02/09 | TORONTO | W | 2-1 | 27-16-11 |
| 12 | 11/07 | @ Montreal | T | 2-2 | 8-1-3 | 55 | 02/12 | NY RANGERS | W | 5-2 | 28-16-11 |
| 13 | 11/09 | @ Toronto | T | 3-3 | 8-1-4 | 56 | 02/15 | @ Toronto | L | 0-4 | 28-17-11 |
| 14 | 11/10 | @ Boston | L | 2-4 | 8-2-4 | 57 | 02/16 | BOSTON | W | 5-3 | 29-17-11 |
| 15 | 11/13 | BOSTON | W | 6-4 | 9-2-4 | 58 | 02/19 | @ NY Rangers | W | 7-2 | 30-17-11 |
| 16 | 11/16 | @ Montreal | W | 5-2 | 10-2-4 | 59 | 02/22 | @ Montreal | L | 1-3 | 30-18-11 |
| 17 | 11/17 | TORONTO | W | 6-0 | 11-2-4 | 60 | 02/25 | BOSTON | W | 2-0 | 31-18-11 |
| 18 | 11/20 | DETROIT | W | 5-2 | 12-2-4 | 61 | 02/27 | DETROIT | W | 4-2 | 32-18-11 |
| 19 | 11/24 | MONTREAL | W | 7-3 | 13-2-4 | 62 | 02/29 | @ Toronto | L | 1-4 | 32-19-11 |
| 20 | 11/28 | TORONTO | W | 2-0 | 14-2-4 | 63 | 03/01 | MONTREAL | W | 4-3 | 33-19-11 |
| 21 | 11/30 | @ NY Rangers | W | 3-2 | 15-2-4 | 64 | 03/04 | @ NY Rangers | L | 3-4 | 33-20-11 |
| 22 | 12/01 | NY RANGERS | T | 3-3 | 15-2-5 | 65 | 03/05 | @ Boston | T | 4-4 | 33-20-12 |
| 23 | 12/04 | BOSTON | T | 2-2 | 15-2-6 | 66 | 03/08 | TORONTO | W | 4-3 | 34-20-12 |
| 24 | 12/07 | @ Toronto | L | 0-3 | 15-3-6 | 67 | 03/14 | @ Montreal | L | 3-4 | 34-21-12 |
| 25 | 12/08 | MONTREAL | W | 3-0 | 16-3-6 | 68 | 03/15 | @ Detroit | L | 3-5 | 34-22-12 |
| 26 | 12/11 | @ NY Rangers | W | 6-2 | 17-3-6 | 69 | 03/17 | NY RANGERS | W | 4-0 | 35-22-12 |
| 27 | 12/12 | @ Boston | L | 1-2 | 17-4-6 | 70 | 03/22 | @ Boston | W | 4-3 | 36-22-12 |
| 28 | 12/14 | @ Detroit | L | 4-5 | 17-5-6 | | | | | | |
| 29 | 12/15 | DETROIT | T | 4-4 | 17-5-7 | | | | | | |
| 30 | 12/18 | BOSTON | L | 1-2 | 17-6-7 | | | | | | |
| 31 | 12/21 | @ Montreal | L | 2-3 | 17-7-7 | | | | | | |
| 32 | 12/22 | @ Boston | W | 4-1 | 18-7-7 | | | | | | |
| 33 | 12/25 | MONTREAL | W | 3-1 | 19-7-7 | | | | | | |
| 34 | 12/27 | @ NY Rangers | L | 2-4 | 19-8-7 | | | | | | |
| 35 | 12/29 | TORONTO | W | 2-0 | 20-8-7 | | | | | | |
| 36 | 01/01 | NY RANGERS | L | 2-5 | 20-9-7 | | | | | | |
| 37 | 01/04 | @ Toronto | L | 0-3 | 20-10-7 | | | | | | |
| 38 | 01/05 | BOSTON | W | 5-3 | 21-10-7 | | | | | | |
| 39 | 01/09 | @ Detroit | L | 3-5 | 21-11-7 | | | | | | |
| 40 | 01/11 | DETROIT | W | 6-3 | 22-11-7 | | | | | | |
| 41 | 01/12 | MONTREAL | L | 1-2 | 22-12-7 | | | | | | |
| 42 | 01/16 | @ Montreal | L | 0-1 | 22-13-7 | | | | | | |
| 43 | 01/18 | NY RANGERS | W | 6-1 | 23-13-7 | | | | | | |



| PLAYER | GP | G | A | PTS | PIM | PLAYER | GP | G | A | PTS | PIM |
|------------------|----|----|----|-----|-----|-----------------|----|---|---|-----|-----|
| MIKITA, STAN | 70 | 39 | 50 | 89 | 146 | ERICKSON, AUTRY | 31 | 0 | 1 | 1 | 34 |
| HULL, BOBBY | 70 | 45 | 44 | 87 | 48 | HALL, GLENN | 65 | 0 | 2 | 2 | 2 |
| WHARRAM, KEN | 70 | 39 | 32 | 71 | 18 | DEJORDY, DENIS | 6 | 0 | 0 | 0 | 0 |
| HAY, BILL | 70 | 23 | 33 | 56 | 30 | | | | | | |
| PILOTE, PIERRE | 70 | 7 | 46 | 53 | 84 | | | | | | |
| MCDONALD, AL | 70 | 14 | 32 | 46 | 17 | | | | | | |
| NESTERENKO, ERIC | 70 | 7 | 19 | 26 | 93 | | | | | | |
| MACNEIL, AL | 70 | 5 | 19 | 24 | 91 | | | | | | |
| MAKI, CHICO | 68 | 8 | 14 | 22 | 70 | | | | | | |
| VASKO, ELMER | 70 | 2 | 18 | 20 | 65 | | | | | | |
| MURPHY, RON | 70 | 11 | 8 | 19 | 32 | | | | | | |
| MCKENZIE, JOHN | 45 | 9 | 9 | 18 | 50 | | | | | | |
| BALFOUR, MURRAY | 41 | 2 | 10 | 12 | 36 | | | | | | |
| FLEMING, REG | 61 | 3 | 6 | 9 | 140 | | | | | | |
| YOUNG, HOWIE | 39 | 0 | 7 | 7 | 99 | | | | | | |
| ESPOSITO, PHIL | 27 | 3 | 2 | 5 | 2 | | | | | | |
| HILLMAN, WAYNE | 59 | 1 | 4 | 5 | 51 | | | | | | |
| HALL, MURRAY | 23 | 2 | 0 | 2 | 0 | | | | | | |

| GOALIES | GP | W | L | T | MIN | GA | SO | AVG |
|----------------|----|----|----|----|-------|-----|----|------|
| HALL, GLENN | 65 | 34 | 19 | 11 | 3,860 | 148 | 7 | 2.30 |
| DEJORDY, DENIS | 6 | 2 | 3 | 1 | 340 | 19 | 0 | 3.35 |

1964-65 CHICAGO BLACKHAWKS

34-28-8, 76 POINTS, 3RD NHL

| GM | DATE | OPPONENT | RESULT | SCORE | RECORD | GM | DATE | OPPONENT | RESULT | SCORE | RECORD |
|----|-------|--------------|--------|-------|---------|----|-------|--------------|--------|-------|---------|
| 1 | 10/14 | BOSTON | W | 3-0 | 1-0-0 | 44 | 01/27 | @ Montreal | L | 0-2 | 23-16-5 |
| 2 | 10/17 | DETROIT | W | 4-2 | 2-0-0 | 45 | 01/28 | @ Boston | W | 6-2 | 24-16-5 |
| 3 | 10/18 | @ Detroit | L | 2-3 | 2-1-0 | 46 | 01/30 | @ Detroit | L | 1-3 | 24-17-5 |
| 4 | 10/21 | @ Montreal | T | 5-5 | 2-1-1 | 47 | 01/31 | MONTREAL | W | 3-0 | 25-17-5 |
| 5 | 10/25 | @ NY Rangers | W | 5-2 | 3-1-1 | 48 | 02/03 | @ NY Rangers | W | 4-1 | 26-17-5 |
| 6 | 10/27 | TORONTO | L | 2-3 | 3-2-1 | 49 | 02/06 | @ Toronto | W | 6-3 | 27-17-5 |
| 7 | 10/31 | @ Toronto | L | 1-5 | 3-3-1 | 50 | 02/07 | TORONTO | L | 1-2 | 27-18-5 |
| 8 | 11/01 | @ Boston | L | 2-5 | 3-4-1 | 51 | 02/10 | DETROIT | W | 5-2 | 28-18-5 |
| 9 | 11/03 | NY RANGERS | W | 2-1 | 4-4-1 | 52 | 02/11 | @ Detroit | L | 3-5 | 28-19-5 |
| 10 | 11/07 | @ Montreal | W | 3-1 | 5-4-1 | 53 | 02/15 | @ NY Rangers | W | 3-0 | 29-19-5 |
| 11 | 11/08 | @ Boston | L | 2-3 | 5-5-1 | 54 | 02/14 | MONTREAL | T | 2-2 | 29-19-6 |
| 12 | 11/11 | MONTREAL | L | 1-4 | 5-6-1 | 55 | 02/17 | NY RANGERS | W | 5-4 | 30-19-6 |
| 13 | 11/15 | TORONTO | W | 4-2 | 6-6-1 | 56 | 02/20 | @ Toronto | L | 3-4 | 30-20-6 |
| 14 | 11/18 | DETROIT | W | 3-1 | 7-6-1 | 57 | 02/21 | BOSTON | W | 7-0 | 31-20-6 |
| 15 | 11/21 | @ Toronto | L | 0-1 | 7-7-1 | 58 | 02/24 | DETROIT | W | 3-2 | 32-20-6 |
| 16 | 11/22 | MONTREAL | W | 6-2 | 8-7-1 | 59 | 02/27 | @ Montreal | T | 3-3 | 32-20-7 |
| 17 | 11/26 | TORONTO | L | 2-4 | 8-8-1 | 60 | 02/28 | BOSTON | L | 4-5 | 32-21-7 |
| 18 | 11/29 | BOSTON | L | 3-4 | 8-9-1 | 61 | 03/03 | DETROIT | L | 0-2 | 32-22-7 |
| 19 | 12/02 | @ NY Rangers | T | 3-3 | 8-9-2 | 62 | 03/06 | @ Toronto | L | 1-4 | 32-23-7 |
| 20 | 12/05 | @ Montreal | L | 3-5 | 8-10-2 | 63 | 03/07 | MONTREAL | W | 7-0 | 33-23-7 |
| 21 | 12/06 | NY RANGERS | L | 1-4 | 8-11-2 | 64 | 03/10 | @ NY Rangers | T | 1-1 | 33-23-8 |
| 22 | 12/09 | @ NY Rangers | W | 6-1 | 9-11-2 | 65 | 03/14 | TORONTO | W | 5-3 | 34-23-8 |
| 23 | 12/10 | @ Boston | W | 5-1 | 10-11-2 | 66 | 03/17 | @ Boston | L | 1-2 | 34-24-8 |
| 24 | 12/12 | @ Detroit | W | 3-2 | 11-11-2 | 67 | 03/20 | @ Montreal | L | 2-3 | 34-25-8 |
| 25 | 12/13 | DETROIT | W | 5-0 | 12-11-2 | 68 | 03/21 | @ Detroit | L | 1-5 | 34-26-8 |
| 26 | 12/16 | BOSTON | W | 7-5 | 13-11-2 | 69 | 03/23 | NY RANGERS | L | 2-3 | 34-27-8 |
| 27 | 12/19 | @ Montreal | W | 6-3 | 14-11-2 | 70 | 03/28 | @ Boston | L | 1-3 | 34-28-8 |
| 28 | 12/20 | @ Boston | W | 3-2 | 15-11-2 | | | | | | |
| 29 | 12/25 | TORONTO | T | 3-3 | 15-11-3 | | | | | | |
| 30 | 12/26 | @ Toronto | W | 5-3 | 16-11-3 | | | | | | |
| 31 | 12/27 | BOSTON | W | 6-2 | 17-11-3 | | | | | | |
| 32 | 12/29 | @ NY Rangers | W | 4-2 | 18-11-3 | | | | | | |
| 33 | 12/31 | @ Detroit | T | 1-1 | 18-11-4 | | | | | | |
| 34 | 01/01 | NY RANGERS | W | 2-1 | 19-11-4 | | | | | | |
| 35 | 01/03 | MONTREAL | L | 1-2 | 19-12-4 | | | | | | |
| 36 | 01/06 | TORONTO | L | 1-3 | 19-13-4 | | | | | | |
| 37 | 01/09 | @ Detroit | W | 7-4 | 20-13-4 | | | | | | |
| 38 | 01/10 | DETROIT | W | 3-2 | 21-13-4 | | | | | | |
| 39 | 01/13 | @ Toronto | T | 0-0 | 21-13-5 | | | | | | |
| 40 | 01/16 | NY RANGERS | L | 3-6 | 21-14-5 | | | | | | |
| 41 | 01/17 | MONTREAL | L | 2-4 | 21-15-5 | | | | | | |
| 42 | 01/20 | BOSTON | W | 7-1 | 22-15-5 | | | | | | |
| 43 | 01/24 | NY RANGERS | W | 7-2 | 23-15-5 | | | | | | |



| PLAYER | GP | G | A | PTS | PIM | PLAYER | GP | G | A | PTS | PIM |
|------------------|----|----|----|-----|-----|-----------------|----|---|---|-----|-----|
| MIKITA, STAN | 70 | 28 | 59 | 87 | 154 | BRENNEMAN, JOHN | 17 | 1 | 0 | 1 | 2 |
| HULL, BOBBY | 61 | 39 | 32 | 71 | 32 | HILLMAN, WAYNE | 19 | 0 | 1 | 1 | 8 |
| PILOTE, PIERRE | 68 | 14 | 45 | 59 | 162 | HODGE, KEN | 1 | 0 | 0 | 0 | 2 |
| ESPOSITO, PHIL | 70 | 23 | 32 | 55 | 44 | MICKEY, LARRY | 1 | 0 | 0 | 0 | 0 |
| WHARRAM, KEN | 68 | 24 | 20 | 44 | 27 | DEJORDY, DENIS | 30 | 0 | 1 | 1 | 0 |
| MAKI, CHICO | 65 | 16 | 24 | 40 | 58 | HALL, GLENN | 41 | 0 | 0 | 0 | 2 |
| HAY, BILL | 69 | 11 | 26 | 37 | 36 | | | | | | |
| MOHNS, DOUG | 49 | 13 | 20 | 33 | 89 | | | | | | |
| NESTERENKO, ERIC | 56 | 14 | 16 | 30 | 63 | | | | | | |
| RAWLICH, MATT | 61 | 3 | 16 | 19 | 80 | | | | | | |
| MCKENZIE, JOHN | 51 | 8 | 10 | 18 | 44 | | | | | | |
| STANFIELD, FRED | 58 | 7 | 10 | 17 | 14 | | | | | | |
| JARRETT, DOUG | 46 | 2 | 15 | 17 | 34 | | | | | | |
| HULL, DENNIS | 55 | 10 | 4 | 14 | 16 | | | | | | |
| ROBINSON, DOUG | 40 | 2 | 9 | 11 | 8 | | | | | | |
| VASKO, ELMER | 69 | 1 | 10 | 11 | 56 | | | | | | |
| MACNEIL, AL | 69 | 3 | 7 | 10 | 119 | | | | | | |
| HENRY, CAMILLE | 22 | 5 | 3 | 8 | 2 | | | | | | |

| GOALIES | GP | W | L | T | MIN | GA | SO | AVG |
|----------------|----|----|----|---|-------|----|----|------|
| HALL, GLENN | 41 | 19 | 16 | 5 | 2,440 | 99 | 4 | 2.44 |
| DEJORDY, DENIS | 30 | 15 | 12 | 3 | 1,760 | 74 | 3 | 2.53 |

1965-66 CHICAGO BLACKHAWKS

37-25-8, 82 POINTS, 2ND NHL

| | | | | | | | | | | |
|------------|---------|---------|-----------|-----------|---------|----------|---------|--------|-----|-------|
| LEADERSHIP | PLAYERS | 2016-17 | OPPONENTS | TRADITION | RECORDS | PLAYOFFS | HISTORY | MINORS | NHL | MEDIA |
|------------|---------|---------|-----------|-----------|---------|----------|---------|--------|-----|-------|

| GM | DATE | OPPONENT | RESULT | SCORE | RECORD | GM | DATE | OPPONENT | RESULT | SCORE | RECORD |
|----|-------|--------------|--------|-------|---------|----|-------|--------------|--------|-------|---------|
| 1 | 10/23 | @ Toronto | W | 4-0 | 1-0-0 | 44 | 01/30 | @ Detroit | W | 5-1 | 23-15-6 |
| 2 | 10/24 | @ Boston | W | 6-2 | 2-0-0 | 45 | 02/02 | NY RANGERS | W | 4-3 | 24-15-6 |
| 3 | 10/28 | @ Detroit | W | 5-1 | 3-0-0 | 46 | 02/05 | @ Toronto | L | 2-5 | 24-16-6 |
| 4 | 10/30 | @ Montreal | W | 6-4 | 4-0-0 | 47 | 02/06 | TORONTO | W | 3-2 | 25-16-6 |
| 5 | 11/03 | BOSTON | T | 2-2 | 4-0-1 | 48 | 02/09 | DETROIT | W | 2-1 | 26-16-6 |
| 6 | 11/07 | TORONTO | W | 9-0 | 5-0-1 | 49 | 02/12 | MONTREAL | T | 2-2 | 26-16-7 |
| 7 | 11/10 | DETROIT | W | 5-2 | 6-0-1 | 50 | 02/13 | NY RANGERS | W | 6-1 | 27-16-7 |
| 8 | 11/13 | MONTREAL | L | 2-5 | 6-1-1 | 51 | 02/16 | @ NY RANGERS | W | 5-2 | 28-16-7 |
| 9 | 11/14 | NY RANGERS | L | 2-4 | 6-2-1 | 52 | 02/19 | @ Montreal | L | 2-5 | 28-17-7 |
| 10 | 11/17 | @ NY Rangers | W | 5-3 | 7-2-1 | 53 | 02/20 | BOSTON | W | 5-1 | 29-17-7 |
| 11 | 11/20 | @ Toronto | L | 1-3 | 7-3-1 | 54 | 02/23 | TORONTO | L | 2-3 | 29-18-7 |
| 12 | 11/21 | TORONTO | L | 3-7 | 7-4-1 | 55 | 02/26 | @ Detroit | W | 4-1 | 30-18-7 |
| 13 | 11/23 | @ Detroit | W | 3-2 | 8-4-1 | 56 | 02/27 | BOSTON | W | 7-1 | 31-18-7 |
| 14 | 11/25 | DETROIT | W | 3-1 | 9-4-1 | 57 | 03/02 | DETROIT | W | 5-4 | 32-18-7 |
| 15 | 11/27 | @ NY Rangers | W | 1-0 | 10-4-1 | 58 | 03/05 | @ Toronto | L | 0-5 | 32-19-7 |
| 16 | 11/28 | MONTREAL | L | 1-2 | 10-5-1 | 59 | 03/06 | MONTREAL | L | 0-1 | 32-20-7 |
| 17 | 12/01 | BOSTON | W | 4-2 | 11-5-1 | 60 | 03/09 | @ NY Rangers | L | 0-1 | 32-21-7 |
| 18 | 12/04 | @ Boston | W | 10-1 | 12-5-1 | 61 | 03/12 | NY RANGERS | W | 4-2 | 33-21-7 |
| 19 | 12/05 | @ NY Rangers | W | 6-2 | 13-5-1 | 62 | 03/13 | TORONTO | W | 5-1 | 34-21-7 |
| 20 | 12/08 | NY RANGERS | T | 2-2 | 13-5-2 | 63 | 03/16 | DETROIT | W | 4-1 | 35-21-7 |
| 21 | 12/11 | @ Montreal | L | 1-2 | 13-6-2 | 64 | 03/19 | @ Toronto | L | 2-4 | 35-22-7 |
| 22 | 12/12 | MONTREAL | L | 3-5 | 13-7-2 | 65 | 03/20 | MONTREAL | W | 4-2 | 36-22-7 |
| 23 | 12/15 | BOSTON | W | 8-4 | 14-7-2 | 66 | 03/24 | @ Boston | L | 1-3 | 36-23-7 |
| 24 | 12/18 | @ Detroit | L | 1-3 | 14-8-2 | 67 | 03/27 | @ Detroit | T | 1-1 | 36-23-8 |
| 25 | 12/19 | DETROIT | W | 5-4 | 15-8-2 | 68 | 03/29 | BOSTON | W | 4-2 | 37-23-8 |
| 26 | 12/22 | NY RANGERS | W | 4-3 | 16-8-2 | 69 | 04/02 | @ Montreal | L | 3-8 | 37-24-8 |
| 27 | 12/25 | @ Toronto | L | 3-5 | 16-9-2 | 70 | 04/05 | @ Boston | L | 2-4 | 37-25-8 |
| 28 | 12/26 | TORONTO | T | 1-1 | 16-9-3 | | | | | | |
| 29 | 12/29 | @ NY Rangers | W | 3-0 | 17-9-3 | | | | | | |
| 30 | 12/31 | @ Detroit | W | 4-1 | 18-9-3 | | | | | | |
| 31 | 01/02 | BOSTON | W | 3-1 | 19-9-3 | | | | | | |
| 32 | 01/05 | @ Montreal | W | 4-2 | 20-9-3 | | | | | | |
| 33 | 01/08 | @ NY Rangers | L | 4-6 | 20-10-3 | | | | | | |
| 34 | 01/09 | TORONTO | W | 5-3 | 21-10-3 | | | | | | |
| 35 | 01/13 | @ Boston | T | 1-1 | 21-10-4 | | | | | | |
| 36 | 01/15 | @ Montreal | L | 4-6 | 21-11-4 | | | | | | |
| 37 | 01/16 | NY RANGERS | L | 5-6 | 21-12-4 | | | | | | |
| 38 | 01/20 | @ Boston | L | 3-4 | 21-13-4 | | | | | | |
| 39 | 01/22 | @ Toronto | L | 0-4 | 21-14-4 | | | | | | |
| 40 | 01/23 | MONTREAL | T | 3-3 | 21-14-5 | | | | | | |
| 41 | 01/26 | @ Montreal | W | 4-2 | 22-14-5 | | | | | | |
| 42 | 01/27 | @ Boston | L | 3-5 | 22-15-5 | | | | | | |
| 43 | 01/29 | DETROIT | T | 4-4 | 22-15-6 | | | | | | |



| PLAYER | GP | G | A | PTS | PIM | PLAYER | GP | G | A | PTS | PIM |
|------------------|----|----|----|-----|-----|------------------|----|---|---|-----|-----|
| HULL, BOBBY | 65 | 54 | 43 | 97 | 66 | MISZUK, JOHN | 2 | 1 | 1 | 2 | 2 |
| MIKITA, STAN | 68 | 30 | 48 | 78 | 58 | MACNEIL, AL | 51 | 0 | 1 | 1 | 34 |
| ESPOSITO, PHIL | 69 | 27 | 26 | 53 | 49 | RICHARDSON, DAVE | 3 | 0 | 0 | 0 | 2 |
| HAY, BILL | 68 | 20 | 31 | 51 | 20 | STRATTON, ART | 2 | 0 | 0 | 0 | 0 |
| MOHNS, DOUG | 70 | 22 | 27 | 49 | 63 | HALL, GLENN | 63 | 0 | 2 | 2 | 14 |
| MAKI, CHICO | 68 | 17 | 31 | 48 | 41 | DRYDEN, DAVE | 11 | 0 | 1 | 1 | 0 |
| WHARRAM, KEN | 69 | 26 | 17 | 43 | 28 | | | | | | |
| NESTERENKO, ERIC | 67 | 15 | 25 | 40 | 58 | | | | | | |
| PILOTE, PIERRE | 51 | 2 | 34 | 36 | 60 | | | | | | |
| STAPLETON, PAT | 55 | 4 | 30 | 34 | 52 | | | | | | |
| HODGE, KEN | 63 | 6 | 17 | 23 | 45 | | | | | | |
| JARRETT, DOUG | 66 | 4 | 12 | 16 | 71 | | | | | | |
| RAULICH, MATT | 62 | 0 | 16 | 16 | 78 | | | | | | |
| ANGOTTI, LOU | 30 | 4 | 10 | 14 | 8 | | | | | | |
| LUNDE, LEN | 24 | 4 | 7 | 11 | 2 | | | | | | |
| VASKO, ELMER | 56 | 1 | 7 | 8 | 44 | | | | | | |
| HULL, DENNIS | 25 | 1 | 5 | 6 | 6 | | | | | | |
| STANFIELD, FRED | 39 | 2 | 2 | 4 | 0 | | | | | | |

| GOALIES | GP | W | L | T | MIN | GA | SO | AVG |
|--------------|----|----|----|---|-------|-----|----|------|
| HALL, GLENN | 64 | 34 | 22 | 8 | 3,747 | 164 | 4 | 2.63 |
| DRYDEN, DAVE | 11 | 3 | 3 | 0 | 453 | 23 | 0 | 3.04 |

1966-67 CHICAGO BLACKHAWKS

| | | | | | | | | | | |
|-------|-----|--------|---------|----------|---------|-----------|-----------|---------|---------|------------|
| MEDIA | NHL | MINORS | HISTORY | PLAYOFFS | RECORDS | TRADITION | OPPONENTS | 2016-17 | PLAYERS | LEADERSHIP |
|-------|-----|--------|---------|----------|---------|-----------|-----------|---------|---------|------------|



| PLAYER | GP | G | A | PTS | PIM | PLAYER | GP | G | A | PTS | PIM |
|------------------|----|----|----|-----|-----|----------------|----|---|---|-----|-----|
| MIKITA, STAN | 70 | 35 | 62 | 97 | 12 | STANFELD, FRED | 10 | 1 | 0 | 1 | 0 |
| HULL, BOBBY | 66 | 52 | 28 | 80 | 52 | MISZUK, JOHN | 3 | 0 | 0 | 0 | 0 |
| WHARRAM, KEN | 70 | 31 | 34 | 65 | 21 | DEJORDY, DENIS | 44 | 0 | 0 | 0 | 0 |
| ESPOSITO, PHIL | 69 | 21 | 40 | 61 | 40 | HALL, GLENN | 32 | 0 | 0 | 0 | 10 |
| MOHNS, DOUG | 62 | 25 | 35 | 60 | 58 | | | | | | |
| PILOTE, PIERRE | 70 | 6 | 46 | 52 | 90 | | | | | | |
| HULL, DENNIS | 70 | 25 | 17 | 42 | 33 | | | | | | |
| MAKI, CHICO | 56 | 9 | 29 | 38 | 14 | | | | | | |
| NESTERENKO, ERIC | 68 | 14 | 23 | 37 | 38 | | | | | | |
| HODGE, KEN | 68 | 10 | 25 | 35 | 59 | | | | | | |
| STAPLETON, PAT | 70 | 3 | 31 | 34 | 52 | | | | | | |
| JARRETT, DOUG | 70 | 5 | 21 | 26 | 76 | | | | | | |
| HAY, BILL | 36 | 7 | 13 | 20 | 12 | | | | | | |
| VAN IMPE, ED | 61 | 8 | 11 | 19 | 111 | | | | | | |
| ANGOTTI, LOU | 63 | 6 | 12 | 18 | 17 | | | | | | |
| BOYER, WALLY | 42 | 5 | 6 | 11 | 15 | | | | | | |
| RAVLICH, MATT | 62 | 0 | 3 | 3 | 39 | | | | | | |
| SMITH, WAYNE | 2 | 1 | 1 | 2 | 2 | | | | | | |

1967-68 CHICAGO BLACKHAWKS

32-26-16, 80 POINTS, 4TH EAST DIVISION

| LEADERSHIP |
|------------|
| PLAYERS |
| 2016-17 |
| OPPONENTS |
| TRADITION |
| RECORDS |
| PLAYOFFS |
| HISTORY |
| MINORS |
| NHL |
| MEDIA |

| GM | DATE | OPPONENT | RESULT | SCORE | RECORD | GM | DATE | OPPONENT | RESULT | SCORE | RECORD |
|----|-------|----------------|--------|-------|----------|----|-------|----------------|--------|-------|----------|
| 1 | 10/11 | NY RANGERS | L | 3-6 | 0-1-0 | 44 | 01/20 | @ Montreal | L | 1-3 | 20-12-12 |
| 2 | 10/14 | @ Toronto | L | 1-5 | 0-2-0 | 45 | 01/21 | @ Boston | L | 0-6 | 20-13-12 |
| 3 | 10/15 | TORONTO | L | 3-5 | 0-3-0 | 46 | 01/24 | DETROIT | L | 2-4 | 20-14-12 |
| 4 | 10/18 | BOSTON | L | 1-7 | 0-4-0 | 47 | 01/27 | @ Toronto | W | 4-1 | 21-14-12 |
| 5 | 10/21 | @ Pittsburgh | L | 2-4 | 0-5-0 | 48 | 01/28 | TORONTO | L | 1-3 | 21-15-12 |
| 6 | 10/22 | LOS ANGELES | L | 3-5 | 0-6-0 | 49 | 01/31 | @ NY Rangers | W | 3-2 | 22-15-12 |
| 7 | 10/25 | @ NY Rangers | T | 2-2 | 0-6-1 | 50 | 02/01 | @ Boston | T | 4-4 | 22-15-13 |
| 8 | 10/28 | @ Minnesota | W | 4-2 | 1-6-1 | 51 | 02/03 | @ Philadelphia | L | 3-5 | 22-16-13 |
| 9 | 10/29 | @ Detroit | L | 1-5 | 1-7-1 | 52 | 02/04 | LOS ANGELES | W | 5-3 | 23-16-13 |
| 10 | 11/02 | @ Los Angeles | W | 3-1 | 2-7-1 | 53 | 02/07 | TORONTO | W | 3-2 | 24-16-13 |
| 11 | 11/05 | @ Oakland | T | 2-2 | 2-7-2 | 54 | 02/10 | @ Montreal | L | 4-6 | 24-17-13 |
| 12 | 11/08 | MONTREAL | W | 3-2 | 3-7-2 | 55 | 02/11 | MONTREAL | L | 0-6 | 24-18-13 |
| 13 | 11/11 | @ Montreal | T | 3-3 | 3-7-3 | 56 | 02/14 | BOSTON | W | 3-1 | 25-18-13 |
| 14 | 11/12 | ST. LOUIS | W | 5-2 | 4-7-3 | 57 | 02/17 | @ Detroit | W | 7-4 | 26-18-13 |
| 15 | 11/15 | @ St. Louis | W | 4-1 | 5-7-3 | 58 | 02/18 | DETROIT | W | 7-1 | 27-18-13 |
| 16 | 11/18 | @ Toronto | T | 2-2 | 5-7-4 | 59 | 02/21 | @ Oakland | W | 1-0 | 28-18-13 |
| 17 | 11/19 | DETROIT | T | 2-2 | 5-7-5 | 60 | 02/24 | @ Los Angeles | T | 3-3 | 28-18-14 |
| 18 | 11/22 | @ NY Rangers | W | 7-1 | 6-7-5 | 61 | 02/28 | @ Toronto | W | 1-0 | 29-18-14 |
| 19 | 11/25 | MONTREAL | L | 0-7 | 6-8-5 | 62 | 03/02 | @ St. Louis | T | 3-3 | 29-18-15 |
| 20 | 11/25 | @ Minnesota | W | 4-1 | 7-8-5 | 63 | 03/03 | @ NY Rangers | L | 0-4 | 29-19-15 |
| 21 | 11/26 | MINNESOTA | W | 2-1 | 8-8-5 | 64 | 03/06 | BOSTON | L | 3-5 | 29-20-15 |
| 22 | 11/29 | PHILADELPHIA | W | 3-1 | 9-8-5 | 65 | 03/09 | @ Montreal | L | 0-5 | 29-21-15 |
| 23 | 12/02 | @ Boston | T | 4-4 | 9-8-6 | 66 | 03/10 | TORONTO | W | 4-0 | 30-21-15 |
| 24 | 12/03 | MINNESOTA | L | 3-4 | 9-9-6 | 67 | 03/13 | PITTSBURGH | W | 4-3 | 31-21-15 |
| 25 | 12/06 | PITTSBURGH | W | 7-2 | 10-9-6 | 68 | 03/17 | OAKLAND | W | 4-1 | 32-21-15 |
| 26 | 12/09 | @ Montreal | T | 2-2 | 10-9-7 | 69 | 03/20 | NY RANGERS | L | 3-5 | 32-22-15 |
| 27 | 12/10 | @ Philadelphia | W | 3-0 | 11-9-7 | 70 | 03/21 | @ Boston | L | 0-8 | 32-23-15 |
| 28 | 12/13 | NY RANGERS | W | 5-2 | 12-9-7 | 71 | 03/24 | MONTREAL | L | 2-7 | 32-24-15 |
| 29 | 12/14 | @ Detroit | W | 3-1 | 13-9-7 | 72 | 03/28 | @ Detroit | L | 1-3 | 32-25-15 |
| 30 | 12/16 | @ Pittsburgh | T | 1-1 | 13-9-8 | 73 | 03/30 | @ Toronto | L | 0-3 | 32-26-15 |
| 31 | 12/17 | TORONTO | W | 2-0 | 14-9-8 | 74 | 03/31 | DETROIT | T | 5-5 | 32-26-16 |
| 32 | 12/20 | BOSTON | W | 6-3 | 15-9-8 | | | | | | |
| 33 | 12/23 | PHILADELPHIA | W | 3-2 | 16-9-8 | | | | | | |
| 34 | 12/25 | MONTREAL | W | 3-1 | 17-9-8 | | | | | | |
| 35 | 12/27 | @ Boston | L | 2-7 | 17-10-8 | | | | | | |
| 36 | 12/30 | @ NY Rangers | T | 3-3 | 17-10-9 | | | | | | |
| 37 | 12/31 | OAKLAND | W | 3-0 | 18-10-9 | | | | | | |
| 38 | 01/06 | DETROIT | W | 6-2 | 19-10-9 | | | | | | |
| 39 | 01/07 | BOSTON | W | 4-2 | 20-10-9 | | | | | | |
| 40 | 01/10 | NY RANGERS | T | 3-3 | 20-10-10 | | | | | | |
| 41 | 01/13 | @ Detroit | T | 4-4 | 20-10-11 | | | | | | |
| 42 | 01/14 | ST. LOUIS | T | 2-2 | 20-10-12 | | | | | | |
| 43 | 01/17 | NY RANGERS | L | 2-4 | 20-11-12 | | | | | | |



| PLAYER | GP | G | A | PTS | PIM | PLAYER | GP | G | A | PTS | PIM |
|------------------|----|----|----|-----|-----|-----------------|----|---|---|-----|-----|
| MIKITA, STAN | 72 | 40 | 47 | 87 | 14 | SHELTON, DOUG | 5 | 0 | 1 | 1 | 2 |
| HULL, BOBBY | 71 | 44 | 31 | 75 | 39 | POWIS, GEOFFREY | 2 | 0 | 0 | 0 | 0 |
| WHARRAM, KEN | 74 | 27 | 42 | 69 | 18 | DEJORDY, DENIS | 50 | 0 | 0 | 0 | 0 |
| MOHNS, DOUG | 65 | 24 | 29 | 53 | 53 | DRYDEN, DAVE | 27 | 0 | 0 | 0 | 0 |
| STAPLETON, PAT | 67 | 4 | 34 | 38 | 34 | NORRIS, JACK | 7 | 0 | 0 | 0 | 0 |
| PILOTE, PIERRE | 74 | 1 | 36 | 37 | 69 | | | | | | |
| NESTERENKO, ERIC | 71 | 11 | 25 | 36 | 37 | | | | | | |
| MARTIN, PIT | 63 | 16 | 19 | 35 | 36 | | | | | | |
| HULL, DENNIS | 74 | 18 | 15 | 33 | 34 | | | | | | |
| MAKI, CHICO | 60 | 8 | 16 | 24 | 4 | | | | | | |
| JARRETT, DOUG | 74 | 4 | 19 | 23 | 48 | | | | | | |
| MAROTTE, GILLES | 73 | 0 | 21 | 21 | 122 | | | | | | |
| MAKI, WAYNE | 49 | 5 | 5 | 10 | 32 | | | | | | |
| TERBENCHE, PAUL | 68 | 3 | 7 | 10 | 8 | | | | | | |
| ORBAN, BILL | 39 | 3 | 2 | 5 | 17 | | | | | | |
| SCHMAUTZ, BOB | 13 | 3 | 2 | 5 | 6 | | | | | | |
| REID, TOM | 56 | 0 | 4 | 4 | 25 | | | | | | |
| GOYER, GERRY | 40 | 1 | 2 | 3 | 4 | | | | | | |

| GOALIES | GP | W | L | T | MIN | GA | SO | AVG |
|----------------|----|----|----|----|-------|-----|----|------|
| DEJORDY, DENIS | 50 | 21 | 14 | 14 | 2,981 | 128 | 4 | 2.71 |
| DRYDEN, DAVE | 27 | 9 | 9 | 2 | 1,268 | 69 | 1 | 3.27 |
| NORRIS, JACK | 7 | 2 | 3 | 0 | 354 | 22 | 1 | 3.95 |

1968-69 CHICAGO BLACKHAWKS

| | | | | | | | | | | |
|-------|-----|--------|---------|----------|---------|-----------|-----------|---------|---------|------------|
| MEDIA | NHL | MINORS | HISTORY | PLAYOFFS | RECORDS | TRADITION | OPPONENTS | 2016-17 | PLAYERS | LEADERSHIP |
|-------|-----|--------|---------|----------|---------|-----------|-----------|---------|---------|------------|

| | | | | | | | | | | |
|-------|-----|--------|---------|----------|---------|-----------|-----------|---------|---------|------------|
| MEDIA | NHL | MINORS | HISTORY | PLAYOFFS | RECORDS | TRADITION | OPPONENTS | 2016-17 | PLAYERS | LEADERSHIP |
|-------|-----|--------|---------|----------|---------|-----------|-----------|---------|---------|------------|

1969-70 CHICAGO BLACKHAWKS

45-22-9, 99 POINTS, 1ST EAST DIVISION

| | GM | DATE | OPPONENT | RESULT | SCORE | RECORD | GM | DATE | OPPONENT | RESULT | SCORE | RECORD |
|------------|----|-------|----------------|--------|-------|---------|----|-------|----------------|--------|-------|---------|
| LEADERSHIP | 1 | 10/11 | @ St. Louis | L | 2-7 | 0-1-0 | 47 | 02/01 | MINNESOTA | W | 7-4 | 24-17-6 |
| | 2 | 10/12 | OAKLAND | L | 1-2 | 0-2-0 | 48 | 02/04 | BOSTON | W | 8-4 | 25-17-6 |
| | 3 | 10/15 | DETROIT | L | 1-4 | 0-3-0 | 49 | 02/07 | PHILADELPHIA | T | 4-4 | 25-17-7 |
| | 4 | 10/18 | @ Toronto | L | 1-4 | 0-4-0 | 50 | 02/08 | MONTREAL | L | 2-3 | 25-18-7 |
| | 5 | 10/19 | MINNESOTA | L | 1-4 | 0-5-0 | 51 | 02/11 | PITTSBURGH | W | 7-1 | 26-18-7 |
| | 6 | 10/22 | @ NY Rangers | T | 1-1 | 0-5-1 | 52 | 02/14 | @ Minnesota | W | 5-2 | 27-18-7 |
| | 7 | 10/25 | @ Montreal | W | 5-0 | 1-5-1 | 53 | 02/15 | TORONTO | W | 6-4 | 28-18-7 |
| | 8 | 10/29 | @ Oakland | L | 1-3 | 1-6-1 | 54 | 02/18 | @ St. Louis | L | 2-5 | 28-19-7 |
| | 9 | 11/01 | @ Los Angeles | W | 4-1 | 2-6-1 | 55 | 02/19 | MINNESOTA | W | 3-2 | 29-19-7 |
| | 10 | 11/05 | NY RANGERS | W | 3-1 | 3-6-1 | 56 | 02/21 | NY RANGERS | W | 4-2 | 30-19-7 |
| | 11 | 11/08 | @ Pittsburgh | W | 4-1 | 4-6-1 | 57 | 02/22 | BOSTON | W | 6-3 | 31-19-7 |
| | 12 | 11/09 | TORONTO | W | 9-0 | 5-6-1 | 58 | 02/26 | @ Philadelphia | W | 3-2 | 32-19-7 |
| | 13 | 11/15 | OAKLAND | W | 3-2 | 6-6-1 | 59 | 02/28 | @ Boston | L | 0-3 | 32-20-7 |
| | 14 | 11/16 | MONTREAL | W | 1-0 | 7-6-1 | 60 | 03/01 | @ NY Rangers | W | 3-1 | 33-20-7 |
| | 15 | 11/19 | NY RANGERS | T | 1-1 | 7-6-2 | 61 | 03/05 | @ Los Angeles | W | 3-1 | 34-20-7 |
| | 16 | 11/21 | BOSTON | T | 2-2 | 7-6-3 | 62 | 03/06 | @ Oakland | W | 3-2 | 35-20-7 |
| | 17 | 11/23 | PITTSBURGH | W | 3-2 | 8-6-3 | 63 | 03/08 | @ Philadelphia | W | 3-2 | 36-20-7 |
| | 18 | 11/26 | LOS ANGELES | W | 6-0 | 9-6-3 | 64 | 03/11 | MONTREAL | T | 0-0 | 36-20-8 |
| | 19 | 11/29 | @ Detroit | L | 4-5 | 9-7-3 | 65 | 03/14 | NY RANGERS | W | 7-4 | 37-20-8 |
| | 20 | 11/30 | ST. LOUIS | W | 3-1 | 10-7-3 | 66 | 03/15 | LOS ANGELES | W | 5-2 | 38-20-8 |
| | 21 | 12/03 | @ NY Rangers | T | 3-3 | 10-7-4 | 67 | 03/18 | @ Toronto | W | 7-4 | 39-20-8 |
| | 22 | 12/04 | MONTREAL | L | 0-1 | 10-8-4 | 68 | 03/19 | @ Boston | L | 1-3 | 39-21-8 |
| | 23 | 12/06 | @ Boston | L | 1-6 | 10-9-4 | 69 | 03/21 | @ Pittsburgh | W | 5-3 | 40-21-8 |
| | 24 | 12/07 | DETROIT | W | 5-1 | 11-9-4 | 70 | 03/22 | ST. LOUIS | W | 1-0 | 41-21-8 |
| | 25 | 12/10 | @ Minnesota | L | 5-8 | 11-10-4 | 71 | 03/26 | @ Detroit | W | 1-0 | 42-21-8 |
| | 26 | 12/13 | @ Montreal | L | 1-4 | 11-11-4 | 72 | 03/28 | @ Toronto | T | 1-1 | 42-21-9 |
| | 27 | 12/14 | PHILADELPHIA | W | 4-1 | 12-11-4 | 73 | 03/29 | TORONTO | W | 4-0 | 43-22-9 |
| | 28 | 12/17 | @ Los Angeles | L | 1-3 | 12-12-4 | 74 | 04/01 | DETROIT | L | 2-5 | 43-23-9 |
| | 29 | 12/19 | @ Oakland | W | 4-0 | 13-12-4 | 75 | 04/04 | @ Montreal | W | 4-1 | 44-23-9 |
| | 30 | 12/21 | ST. LOUIS | W | 4-0 | 14-12-4 | 76 | 04/05 | MONTREAL | W | 10-2 | 45-22-9 |
| | 31 | 12/25 | @ Minnesota | T | 4-4 | 14-12-5 | | | | | | |
| | 32 | 12/27 | @ Pittsburgh | W | 3-0 | 15-12-5 | | | | | | |
| | 33 | 12/31 | @ NY Rangers | L | 1-2 | 15-13-5 | | | | | | |
| | 34 | 01/03 | @ Toronto | L | 2-6 | 15-14-5 | | | | | | |
| | 35 | 01/04 | @ Detroit | L | 0-4 | 15-15-5 | | | | | | |
| | 36 | 01/07 | DETROIT | W | 7-0 | 16-15-5 | | | | | | |
| | 37 | 01/10 | @ St. Louis | W | 6-2 | 17-15-5 | | | | | | |
| | 38 | 01/11 | LOS ANGELES | W | 3-1 | 18-15-5 | | | | | | |
| | 39 | 01/14 | PITTSBURGH | W | 5-0 | 19-15-5 | | | | | | |
| | 40 | 01/17 | @ Boston | W | 1-0 | 20-15-5 | | | | | | |
| | 41 | 01/18 | OAKLAND | W | 3-1 | 21-15-5 | | | | | | |
| | 42 | 01/22 | @ Detroit | W | 4-3 | 22-15-5 | | | | | | |
| | 43 | 01/24 | @ Montreal | L | 1-4 | 22-16-5 | | | | | | |
| | 44 | 01/25 | TORONTO | L | 2-3 | 22-17-5 | | | | | | |
| | 45 | 01/28 | PHILADELPHIA | T | 2-2 | 22-17-6 | | | | | | |
| | 46 | 01/31 | @ Philadelphia | W | 5-0 | 23-17-6 | | | | | | |



| PLAYER | GP | G | A | PTS | PIM | PLAYER | GP | G | A | PTS | PIM | | | |
|------------------|----|----|----|-----|-----|-------------------|----|----|----|-----|-------|-----|----|------|
| MIKITA, STAN | 76 | 39 | 47 | 86 | 50 | SHMYR, PAUL | 24 | 0 | 4 | 4 | 26 | | | |
| HULL, BOBBY | 61 | 38 | 29 | 67 | 8 | UBRIACO, GENE | 22 | 1 | 1 | 2 | 2 | | | |
| MARTIN, PIT | 73 | 30 | 33 | 63 | 61 | CAMPBELL, BRYAN | 15 | 1 | 1 | 2 | 2 | | | |
| PAPPIN, JIM | 66 | 28 | 25 | 53 | 68 | MCKAY, RAY | 17 | 0 | 0 | 0 | 23 | | | |
| HULL, DENNIS | 76 | 17 | 35 | 52 | 31 | CAFFERY, TERRY | 6 | 0 | 0 | 0 | 0 | | | |
| STAPLETON, PAT | 49 | 4 | 38 | 42 | 28 | ESPOSITO, TONY | 63 | 0 | 2 | 2 | 2 | | | |
| PINDER, GERRY | 75 | 19 | 20 | 39 | 41 | DESJARDINS, GERRY | 4 | 0 | 1 | 1 | 0 | | | |
| ANGOTTI, LOU | 70 | 12 | 26 | 38 | 25 | DEJORDY, DENIS | 10 | 0 | 0 | 0 | 0 | | | |
| KOROLL, CLIFF | 73 | 18 | 19 | 37 | 44 | | | | | | | | | |
| NESTERENKO, ERIC | 67 | 16 | 18 | 34 | 26 | | | | | | | | | |
| MAKI, CHICO | 75 | 10 | 24 | 34 | 27 | | | | | | | | | |
| MOHNS, DOUG | 66 | 6 | 27 | 33 | 46 | | | | | | | | | |
| JARRETT, DOUG | 72 | 4 | 20 | 24 | 78 | | | | | | | | | |
| MAGNUSON, KEITH | 76 | 0 | 24 | 24 | 213 | | | | | | | | | |
| MAROTTE, GILLES | 51 | 5 | 13 | 18 | 52 | | | | | | | | | |
| WISTE, JIM | 26 | 0 | 8 | 8 | 8 | GOALIES | GP | W | L | T | MINS | GA | SO | AVG |
| MENARD, HOWIE | 19 | 2 | 3 | 5 | 8 | ESPOSITO, TONY | 63 | 38 | 17 | 8 | 3,763 | 136 | 15 | 2.17 |
| WHITE, BILL | 21 | 0 | 5 | 5 | 18 | DEJORDY, DENIS | 11 | 3 | 5 | 1 | 557 | 25 | 0 | 2.70 |
| | | | | | | DESJARDINS, GERRY | 4 | 4 | 0 | 0 | 240 | 8 | 0 | 2.00 |

1970-71 CHICAGO BLACKHAWKS

49-20-9, 107 POINTS, 1ST WEST DIVISION

| GM | DATE | OPPONENT | RESULT | SCORE | RECORD | GM | DATE | OPPONENT | RESULT | SCORE | RECORD |
|----|-------|----------------|--------|-------|---------|----|-------|----------------|--------|-------|---------|
| 1 | 10/11 | CALIFORNIA | W | 5-1 | 1-0-0 | 48 | 01/28 | PITTSBURGH | W | 4-1 | 32-10-6 |
| 2 | 10/14 | VANCOUVER | W | 8-2 | 2-0-0 | 49 | 01/30 | @ Pittsburgh | L | 1-3 | 32-11-6 |
| 3 | 10/15 | @ Detroit | W | 2-1 | 3-0-0 | 50 | 01/31 | MONTREAL | W | 4-1 | 33-11-6 |
| 4 | 10/17 | @ Montreal | L | 2-6 | 3-1-0 | 51 | 02/03 | @ NY Rangers | W | 4-2 | 34-11-6 |
| 5 | 10/18 | ST. LOUIS | T | 2-2 | 3-1-1 | 52 | 02/04 | @ Philadelphia | L | 2-6 | 34-12-6 |
| 6 | 10/22 | @ Boston | T | 3-3 | 3-1-2 | 53 | 02/06 | @ Minnesota | W | 6-2 | 35-12-6 |
| 7 | 10/24 | @ Toronto | W | 1-0 | 4-1-2 | 54 | 02/07 | PITTSBURGH | W | 1-0 | 36-12-6 |
| 8 | 10/25 | @ Buffalo | W | 4-0 | 5-1-2 | 55 | 02/10 | TORONTO | L | 2-3 | 36-13-6 |
| 9 | 10/28 | @ Minnesota | L | 1-2 | 5-2-2 | 56 | 02/13 | @ Pittsburgh | L | 4-5 | 36-14-6 |
| 10 | 10/31 | @ Pittsburgh | W | 5-2 | 6-2-2 | 57 | 02/14 | VANCOUVER | W | 3-1 | 37-14-6 |
| 11 | 11/01 | @ NY Rangers | L | 2-5 | 6-3-2 | 58 | 02/17 | BUFFALO | W | 5-1 | 38-14-6 |
| 12 | 11/04 | DETROIT | W | 4-2 | 7-3-2 | 59 | 02/20 | @ Montreal | L | 1-7 | 38-15-6 |
| 13 | 11/07 | @ Philadelphia | T | 1-1 | 7-3-3 | 60 | 02/21 | LOS ANGELES | W | 7-5 | 39-15-6 |
| 14 | 11/08 | MINNESOTA | T | 3-3 | 7-3-4 | 61 | 02/26 | @ California | W | 3-1 | 40-15-6 |
| 15 | 11/11 | PHILADELPHIA | W | 7-1 | 8-3-4 | 62 | 02/27 | @ Los Angeles | W | 4-1 | 41-15-6 |
| 16 | 11/14 | NY RANGERS | W | 2-1 | 9-3-4 | 63 | 03/03 | @ St. Louis | W | 5-1 | 42-15-6 |
| 17 | 11/15 | VANCOUVER | W | 4-2 | 10-3-4 | 64 | 03/05 | @ Buffalo | T | 2-2 | 42-15-7 |
| 18 | 11/21 | @ St. Louis | T | 3-3 | 10-3-5 | 65 | 03/06 | @ Toronto | T | 2-2 | 42-15-8 |
| 19 | 11/22 | CALIFORNIA | W | 9-0 | 11-3-5 | 66 | 03/10 | NY RANGERS | L | 2-4 | 42-16-8 |
| 20 | 11/25 | MONTREAL | W | 5-3 | 12-3-5 | 67 | 03/13 | @ Montreal | W | 4-1 | 43-16-8 |
| 21 | 11/26 | @ Boston | L | 2-3 | 12-4-5 | 68 | 03/14 | ST. LOUIS | T | 4-4 | 43-16-9 |
| 22 | 11/28 | PHILADELPHIA | W | 3-1 | 13-4-5 | 69 | 03/16 | @ Vancouver | W | 7-4 | 44-16-9 |
| 23 | 11/29 | LOS ANGELES | W | 5-3 | 14-4-5 | 70 | 03/18 | @ Los Angeles | L | 2-3 | 44-17-9 |
| 24 | 12/02 | BOSTON | W | 4-3 | 15-4-5 | 71 | 03/19 | @ California | W | 5-2 | 45-17-9 |
| 25 | 12/05 | @ Minnesota | W | 4-1 | 16-4-5 | 72 | 03/21 | DETROIT | W | 2-0 | 46-17-9 |
| 26 | 12/06 | TORONTO | W | 6-2 | 17-4-5 | 73 | 03/24 | BOSTON | W | 2-1 | 47-17-9 |
| 27 | 12/09 | BUFFALO | W | 6-1 | 18-4-5 | 74 | 03/27 | PHILADELPHIA | W | 3-1 | 48-17-9 |
| 28 | 12/12 | @ Toronto | L | 1-2 | 18-5-5 | 75 | 03/28 | MONTREAL | L | 1-2 | 48-18-9 |
| 29 | 12/13 | MINNESOTA | W | 5-2 | 19-5-5 | 76 | 03/31 | @ NY Rangers | L | 2-4 | 48-19-9 |
| 30 | 12/16 | ST. LOUIS | W | 8-3 | 20-5-5 | 77 | 04/03 | @ Detroit | W | 4-1 | 49-19-9 |
| 31 | 12/20 | PITTSBURGH | W | 2-1 | 21-5-5 | 78 | 04/04 | TORONTO | L | 2-3 | 49-20-9 |
| 32 | 12/22 | @ California | L | 2-5 | 21-6-5 | | | | | | |
| 33 | 12/23 | @ Los Angeles | W | 6-4 | 22-6-5 | | | | | | |
| 34 | 12/26 | @ Vancouver | W | 4-2 | 23-6-5 | | | | | | |
| 35 | 12/31 | @ Detroit | W | 8-3 | 24-6-5 | | | | | | |
| 36 | 01/02 | @ Philadelphia | W | 3-1 | 25-6-5 | | | | | | |
| 37 | 01/03 | @ Buffalo | W | 5-3 | 26-6-5 | | | | | | |
| 38 | 01/06 | LOS ANGELES | L | 2-4 | 26-7-5 | | | | | | |
| 39 | 01/09 | BOSTON | W | 4-3 | 27-7-5 | | | | | | |
| 40 | 01/10 | MINNESOTA | L | 2-3 | 27-8-5 | | | | | | |
| 41 | 01/13 | BUFFALO | W | 4-2 | 28-8-5 | | | | | | |
| 42 | 01/16 | @ St. Louis | L | 2-3 | 28-9-5 | | | | | | |
| 43 | 01/17 | NY RANGERS | W | 4-3 | 29-9-5 | | | | | | |
| 44 | 01/21 | DETROIT | W | 2-0 | 30-9-5 | | | | | | |
| 45 | 01/23 | @ Boston | L | 2-6 | 30-10-5 | | | | | | |
| 46 | 01/24 | CALIFORNIA | W | 5-3 | 31-10-5 | | | | | | |
| 47 | 01/26 | @ Vancouver | T | 3-3 | 31-10-6 | | | | | | |



| PLAYER | GP | G | A | PTS | PIM | PLAYER | GP | G | A | PTS | PIM |
|------------------|----|----|----|-----|-----|-------------------|----|---|---|-----|-----|
| HULL, BOBBY | 78 | 44 | 52 | 96 | 32 | O'SHEA, DANNY | 18 | 4 | 7 | 11 | 10 |
| MIKITA, STAN | 74 | 24 | 48 | 72 | 85 | MOHNS, DOUG | 38 | 4 | 6 | 10 | 16 |
| HULL, DENNIS | 78 | 40 | 26 | 66 | 16 | ROMANCHYCH, LARRY | 10 | 0 | 2 | 2 | 2 |
| MARTIN, PIT | 62 | 22 | 33 | 55 | 40 | FOLEY, RICK | 2 | 0 | 1 | 1 | 8 |
| CAMPBELL, BRYAN | 78 | 17 | 37 | 54 | 26 | MCKAY, RAY | 2 | 0 | 0 | 0 | 0 |
| STAPLETON, PAT | 76 | 7 | 44 | 51 | 30 | ESPOSITO, TONY | 57 | 0 | 1 | 1 | 4 |
| KOROLL, CLIFF | 72 | 16 | 34 | 50 | 85 | DESJARDINS, GERRY | 22 | 0 | 0 | 0 | 6 |
| MAKI, CHICO | 72 | 22 | 26 | 48 | 18 | MELOCHE, GILLES | 2 | 0 | 0 | 0 | 0 |
| PAPPIN, JIM | 58 | 22 | 23 | 45 | 40 | BROWN, KEN | 1 | 0 | 0 | 0 | 0 |
| PINDER, GERRY | 74 | 13 | 18 | 31 | 35 | | | | | | |
| MALONEY, DAN | 74 | 12 | 14 | 26 | 174 | | | | | | |
| ANGOTTI, LOU | 65 | 9 | 16 | 25 | 19 | | | | | | |
| WHITE, BILL | 67 | 4 | 21 | 25 | 64 | | | | | | |
| NESTERENKO, ERIC | 76 | 8 | 15 | 23 | 28 | | | | | | |
| MAGNUSON, KEITH | 76 | 3 | 20 | 23 | 289 | | | | | | |
| KORAB, JERRY | 46 | 4 | 14 | 18 | 152 | | | | | | |
| SHMYR, PAUL | 57 | 1 | 12 | 13 | 41 | | | | | | |
| JARRETT, DOUG | 51 | 1 | 12 | 13 | 46 | | | | | | |

| GOALIES | GP | W | L | T | MIN | GA | SO | AVG |
|-------------------|----|----|----|---|-------|-----|----|------|
| ESPOSITO, TONY | 57 | 35 | 14 | 7 | 3,325 | 126 | 6 | 2.27 |
| DESJARDINS, GERRY | 22 | 12 | 6 | 2 | 1,217 | 49 | 0 | 2.42 |
| MELOCHE, GILLES | 2 | 2 | 0 | 0 | 120 | 6 | 0 | 3.00 |
| BROWN, KEN | 1 | 0 | 0 | 0 | 18 | 1 | 0 | 3.37 |

| |
|------------|
| LEADERSHIP |
| PLAYERS |
| 2016-17 |
| OPPONENTS |
| TRADITION |
| RECORDS |
| PLAYOFFS |
| HISTORY |
| MINORS |
| NHL |
| MEDIA |

1971-72 CHICAGO BLACKHAWKS 46-17-15, 107 POINTS, 1ST WEST DIVISION

| LEADERSHIP | PLAYERS | 2016-17 | OPONENTS | TRADITION | RECORDS | PLAYOFFS | HISTORY | MINORS | NHL | MEDIA |
|------------|---------|---------|----------|-----------|---------|----------|---------|--------|-----|-------|
|------------|---------|---------|----------|-----------|---------|----------|---------|--------|-----|-------|

| GM | DATE | OPPONENT | RESULT | SCORE | RECORD | GM | DATE | OPPONENT | RESULT | SCORE | RECORD |
|----|-------|----------------|--------|-------|---------|----|-------|----------------|--------|-------|----------|
| 1 | 10/09 | @ St. Louis | W | 4-2 | 1-0-0 | 48 | 01/29 | @ Pittsburgh | W | 4-2 | 33-10-5 |
| 2 | 10/10 | DETROIT | W | 2-1 | 2-0-0 | 49 | 01/30 | DETROIT | W | 4-2 | 34-10-5 |
| 3 | 10/13 | ST. LOUIS | W | 1-0 | 3-0-0 | 50 | 02/01 | @ Los Angeles | L | 4-7 | 34-11-5 |
| 4 | 10/16 | @ Minnesota | W | 3-2 | 4-0-0 | 51 | 02/04 | @ Vancouver | W | 6-2 | 35-11-5 |
| 5 | 10/17 | LOS ANGELES | W | 4-0 | 5-0-0 | 52 | 02/06 | MINNESOTA | W | 5-0 | 36-11-5 |
| 6 | 10/20 | @ NY Rangers | L | 1-3 | 5-1-0 | 53 | 02/09 | @ NY Rangers | L | 1-4 | 36-12-5 |
| 7 | 10/21 | @ Buffalo | W | 5-2 | 6-1-0 | 54 | 02/10 | @ Montreal | L | 1-7 | 36-13-5 |
| 8 | 10/23 | @ Pittsburgh | W | 5-2 | 7-1-0 | 55 | 02/12 | @ Detroit | T | 3-3 | 36-13-6 |
| 9 | 10/24 | @ Philadelphia | L | 1-2 | 7-2-0 | 56 | 02/13 | TORONTO | W | 3-1 | 37-13-6 |
| 10 | 10/26 | @ Detroit | W | 5-2 | 8-2-0 | 57 | 02/15 | @ St. Louis | W | 3-2 | 38-13-6 |
| 11 | 10/30 | @ Los Angeles | W | 5-1 | 9-2-0 | 58 | 02/16 | PHILADELPHIA | T | 3-3 | 38-13-7 |
| 12 | 11/01 | @ Vancouver | L | 2-6 | 9-3-0 | 59 | 02/20 | BOSTON | L | 1-3 | 38-14-7 |
| 13 | 11/03 | PHILADELPHIA | W | 3-0 | 10-3-0 | 60 | 02/23 | BUFFALO | L | 1-2 | 38-15-7 |
| 14 | 11/06 | @ Montreal | L | 1-2 | 10-4-0 | 61 | 02/24 | @ Buffalo | L | 3-5 | 38-16-7 |
| 15 | 11/07 | PITTSBURGH | W | 4-1 | 11-4-0 | 62 | 02/26 | CALIFORNIA | W | 3-0 | 39-16-7 |
| 16 | 11/10 | BOSTON | W | 3-1 | 12-4-0 | 63 | 02/27 | VANCOUVER | T | 3-3 | 39-16-8 |
| 17 | 11/14 | CALIFORNIA | W | 4-1 | 13-4-0 | 64 | 03/01 | @ Los Angeles | W | 6-4 | 40-16-8 |
| 18 | 11/17 | VANCOUVER | W | 3-0 | 14-4-0 | 65 | 03/03 | @ California | T | 4-4 | 40-16-9 |
| 19 | 11/20 | @ Boston | L | 1-2 | 14-5-0 | 66 | 03/05 | @ Minnesota | L | 1-2 | 40-17-9 |
| 20 | 11/21 | PITTSBURGH | W | 7-3 | 15-5-0 | 67 | 03/08 | @ NY Rangers | T | 3-3 | 40-17-10 |
| 21 | 11/24 | MONTREAL | T | 3-3 | 15-5-1 | 68 | 03/11 | @ Montreal | T | 1-1 | 40-17-11 |
| 22 | 11/27 | @ Toronto | T | 3-3 | 15-5-2 | 69 | 03/12 | @ Detroit | W | 3-2 | 41-17-11 |
| 23 | 11/28 | TORONTO | W | 4-1 | 16-5-2 | 70 | 03/15 | NY RANGERS | W | 3-1 | 42-17-11 |
| 24 | 11/30 | @ Vancouver | L | 2-4 | 16-6-2 | 71 | 03/18 | @ Toronto | T | 2-2 | 42-17-12 |
| 25 | 12/03 | @ California | L | 1-2 | 16-7-2 | 72 | 03/19 | BUFFALO | T | 3-3 | 42-17-13 |
| 26 | 12/05 | LOS ANGELES | W | 7-0 | 17-7-2 | 73 | 03/23 | @ Philadelphia | W | 4-2 | 43-17-13 |
| 27 | 12/08 | NY RANGERS | T | 2-2 | 17-7-3 | 74 | 03/25 | @ Boston | T | 5-5 | 43-17-14 |
| 28 | 12/09 | @ Buffalo | W | 3-1 | 18-7-3 | 75 | 03/26 | ST. LOUIS | W | 4-0 | 44-17-14 |
| 29 | 12/11 | @ Toronto | W | 3-1 | 19-7-3 | 76 | 03/29 | MONTREAL | T | 5-5 | 44-17-15 |
| 30 | 12/12 | MINNESOTA | W | 5-3 | 20-7-3 | 77 | 04/01 | @ St. Louis | W | 2-0 | 45-17-15 |
| 31 | 12/15 | BUFFALO | W | 2-1 | 21-7-3 | 78 | 04/02 | DETROIT | W | 6-1 | 46-17-15 |
| 32 | 12/18 | @ Minnesota | W | 4-1 | 22-7-3 | | | | | | |
| 33 | 12/19 | ST. LOUIS | W | 2-0 | 23-7-3 | | | | | | |
| 34 | 12/22 | @ California | W | 4-1 | 24-7-3 | | | | | | |
| 35 | 12/26 | LOS ANGELES | W | 6-3 | 25-7-3 | | | | | | |
| 36 | 12/29 | BOSTON | L | 1-5 | 25-8-3 | | | | | | |
| 37 | 01/02 | PHILADELPHIA | W | 6-2 | 26-8-3 | | | | | | |
| 38 | 01/05 | PITTSBURGH | T | 3-3 | 26-8-4 | | | | | | |
| 39 | 01/08 | @ Pittsburgh | W | 4-0 | 27-8-4 | | | | | | |
| 40 | 01/09 | MONTREAL | W | 5-2 | 28-8-4 | | | | | | |
| 41 | 01/12 | NY RANGERS | T | 5-5 | 28-8-5 | | | | | | |
| 42 | 01/15 | @ Boston | L | 2-4 | 28-9-5 | | | | | | |
| 43 | 01/16 | MINNESOTA | W | 3-2 | 29-9-5 | | | | | | |
| 44 | 01/19 | CALIFORNIA | W | 2-0 | 30-9-5 | | | | | | |
| 45 | 01/20 | @ Philadelphia | L | 2-3 | 30-10-5 | | | | | | |
| 46 | 01/23 | TORONTO | W | 4-0 | 31-10-5 | | | | | | |
| 47 | 01/27 | VANCOUVER | W | 4-0 | 32-10-5 | | | | | | |



| PLAYER | GP | G | A | PTS | PIM | PLAYER | GP | G | A | PTS | PIM |
|------------------|----|----|----|-----|-----|-------------------|----|---|---|-----|-----|
| HULL, BOBBY | 78 | 50 | 45 | 95 | 24 | LACROIX, ANDRE | 51 | 4 | 7 | 11 | 6 |
| MARTIN, PIT | 78 | 24 | 51 | 75 | 56 | BORDELEAU, J.P. | 3 | 0 | 2 | 2 | 2 |
| HULL, DENNIS | 78 | 30 | 39 | 69 | 10 | ESPOSITO, TONY | 48 | 0 | 1 | 1 | 2 |
| MINKA, STAN | 74 | 26 | 39 | 65 | 46 | SMITH, GARY | 28 | 0 | 0 | 0 | 0 |
| PAPPIN, JIM | 64 | 27 | 21 | 48 | 38 | DESJARDINS, GERRY | 6 | 0 | 0 | 0 | 0 |
| MAKI, CHICO | 62 | 13 | 34 | 47 | 22 | | | | | | |
| KOROLL, CLIFF | 76 | 22 | 23 | 45 | 51 | | | | | | |
| STAPLETON, PAT | 78 | 3 | 38 | 41 | 45 | | | | | | |
| WHITE, BILL | 76 | 7 | 22 | 29 | 58 | | | | | | |
| JARRETT, DOUG | 78 | 6 | 23 | 29 | 68 | | | | | | |
| MAGNUSON, KEITH | 74 | 2 | 19 | 21 | 201 | | | | | | |
| CAMPBELL, BRYAN | 75 | 5 | 13 | 18 | 22 | | | | | | |
| O'SHEA, DANNY | 48 | 6 | 9 | 15 | 28 | | | | | | |
| ANGOTTI, LOU | 65 | 5 | 10 | 15 | 23 | | | | | | |
| KORAB, JERRY | 73 | 9 | 5 | 14 | 95 | | | | | | |
| BORDELEAU, CHRIS | 25 | 6 | 8 | 14 | 6 | | | | | | |
| NESTERENKO, ERIC | 38 | 4 | 8 | 12 | 27 | | | | | | |
| MAGGS, DARRYL | 59 | 7 | 4 | 11 | 4 | | | | | | |

| GOALIES | GP | W | L | T | MIN | GA | SO | AVG |
|-------------------|----|----|----|---|-------|----|----|------|
| ESPOSITO, TONY | 48 | 31 | 10 | 6 | 2,780 | 82 | 9 | 1.77 |
| SMITH, GARY | 28 | 14 | 5 | 6 | 1,540 | 62 | 5 | 2.42 |
| DESJARDINS, GERRY | 6 | 1 | 2 | 3 | 360 | 21 | 0 | 3.51 |

1972-73 CHICAGO BLACKHAWKS

42-27-9, 93 POINTS, 1ST WEST DIVISION

| GM | DATE | OPPONENT | RESULT | SCORE | RECORD | GM | DATE | OPPONENT | RESULT | SCORE | RECORD |
|----|-------|----------------|--------|-------|---------|----|-------|----------------|--------|-------|---------|
| 1 | 10/07 | @ Toronto | W | 3-1 | 1-0-0 | 48 | 01/24 | VANCOUVER | T | 3-3 | 26-17-5 |
| 2 | 10/08 | NY RANGERS | W | 5-1 | 2-0-0 | 49 | 01/27 | @ Boston | W | 4-2 | 27-17-5 |
| 3 | 10/11 | ATLANTA | W | 4-1 | 3-0-0 | 50 | 01/28 | MINNESOTA | W | 5-1 | 28-17-5 |
| 4 | 10/14 | @ St. Louis | W | 4-2 | 4-0-0 | 51 | 02/01 | @ NY Islanders | W | 5-3 | 29-17-5 |
| 5 | 10/15 | ST. LOUIS | L | 1-3 | 4-1-0 | 52 | 02/03 | @ Philadelphia | T | 2-2 | 29-17-6 |
| 6 | 10/17 | @ Vancouver | L | 3-6 | 4-2-0 | 53 | 02/04 | ST. LOUIS | W | 5-2 | 30-17-6 |
| 7 | 10/21 | @ Los Angeles | L | 1-3 | 4-3-0 | 54 | 02/07 | BUFFALO | W | 2-1 | 31-17-6 |
| 8 | 10/22 | @ California | W | 4-2 | 5-3-0 | 55 | 02/09 | @ Atlanta | W | 4-3 | 32-17-6 |
| 9 | 10/26 | @ Boston | W | 6-3 | 6-3-0 | 56 | 02/11 | PHILADELPHIA | W | 7-2 | 33-17-6 |
| 10 | 10/28 | @ NY Islanders | T | 4-4 | 6-3-1 | 57 | 02/14 | NY ISLANDERS | W | 4-2 | 34-17-6 |
| 11 | 10/29 | @ NY Rangers | L | 1-7 | 6-4-1 | 58 | 02/17 | @ St. Louis | L | 3-4 | 34-18-6 |
| 12 | 11/01 | NY RANGERS | L | 2-3 | 6-5-1 | 59 | 02/18 | BOSTON | L | 1-4 | 34-19-6 |
| 13 | 11/04 | @ Minnesota | L | 3-5 | 6-6-1 | 60 | 02/21 | MONTREAL | L | 2-4 | 34-20-6 |
| 14 | 11/05 | CALIFORNIA | T | 3-3 | 6-6-2 | 61 | 02/24 | @ Pittsburgh | L | 0-2 | 34-21-6 |
| 15 | 11/08 | NY ISLANDERS | W | 6-1 | 7-6-2 | 62 | 02/25 | ATLANTA | W | 4-2 | 35-21-6 |
| 16 | 11/09 | @ Philadelphia | L | 3-5 | 7-7-2 | 63 | 02/27 | @ NY Islanders | W | 5-3 | 36-21-6 |
| 17 | 11/12 | DETROIT | W | 5-1 | 8-7-2 | 64 | 02/28 | @ NY Rangers | T | 3-3 | 36-21-7 |
| 18 | 11/18 | @ Montreal | W | 5-3 | 9-7-2 | 65 | 03/03 | @ Toronto | T | 3-3 | 36-21-8 |
| 19 | 11/19 | MINNESOTA | L | 1-5 | 9-8-2 | 66 | 03/04 | @ Boston | L | 0-4 | 36-22-8 |
| 20 | 11/22 | VANCOUVER | W | 5-2 | 10-8-2 | 67 | 03/08 | @ Los Angeles | L | 1-4 | 36-23-8 |
| 21 | 11/25 | @ St. Louis | W | 4-2 | 11-8-2 | 68 | 03/10 | @ Vancouver | W | 4-2 | 37-23-8 |
| 22 | 11/26 | MONTREAL | W | 3-2 | 12-8-2 | 69 | 03/11 | @ California | W | 5-1 | 38-23-8 |
| 23 | 11/29 | DETROIT | W | 8-3 | 13-8-2 | 70 | 03/14 | NY RANGERS | W | 4-2 | 39-23-8 |
| 24 | 12/02 | @ Pittsburgh | L | 2-3 | 13-9-2 | 71 | 03/17 | @ Atlanta | L | 2-3 | 39-24-8 |
| 25 | 12/03 | PITTSBURGH | W | 4-2 | 14-9-2 | 72 | 03/18 | DETROIT | L | 0-2 | 39-25-8 |
| 26 | 12/06 | LOS ANGELES | W | 6-0 | 15-9-2 | 73 | 03/21 | BUFFALO | W | 6-2 | 40-25-8 |
| 27 | 12/10 | MINNESOTA | W | 5-1 | 16-9-2 | 74 | 03/24 | ATLANTA | W | 7-0 | 41-25-8 |
| 28 | 12/12 | @ Vancouver | W | 5-1 | 17-9-2 | 75 | 03/25 | MONTREAL | W | 6-5 | 42-25-8 |
| 29 | 12/13 | @ Los Angeles | L | 1-3 | 17-10-2 | 76 | 03/28 | @ Montreal | L | 3-4 | 42-26-8 |
| 30 | 12/15 | @ California | W | 9-4 | 18-10-2 | 77 | 03/31 | @ Detroit | L | 2-4 | 42-27-8 |
| 31 | 12/17 | LOS ANGELES | W | 2-0 | 19-10-2 | 78 | 04/01 | TORONTO | T | 4-4 | 42-27-9 |
| 32 | 12/20 | PHILADELPHIA | W | 4-1 | 20-10-2 | | | | | | |
| 33 | 12/23 | @ Toronto | L | 3-5 | 20-11-2 | | | | | | |
| 34 | 12/24 | TORONTO | W | 5-1 | 21-11-2 | | | | | | |
| 35 | 12/27 | ST. LOUIS | L | 3-5 | 21-12-2 | | | | | | |
| 36 | 12/28 | @ Buffalo | L | 2-8 | 21-13-2 | | | | | | |
| 37 | 12/31 | BUFFALO | W | 4-2 | 22-13-2 | | | | | | |
| 38 | 01/03 | PITTSBURGH | L | 3-5 | 22-14-2 | | | | | | |
| 39 | 01/06 | @ Minnesota | W | 2-0 | 23-14-2 | | | | | | |
| 40 | 01/07 | BOSTON | W | 5-4 | 24-14-2 | | | | | | |
| 41 | 01/10 | @ Atlanta | L | 2-5 | 24-15-2 | | | | | | |
| 42 | 01/13 | PHILADELPHIA | L | 2-3 | 24-16-2 | | | | | | |
| 43 | 01/14 | CALIFORNIA | T | 6-6 | 24-16-3 | | | | | | |
| 44 | 01/17 | @ Detroit | W | 6-4 | 25-16-3 | | | | | | |
| 45 | 01/18 | @ Buffalo | L | 1-5 | 25-17-3 | | | | | | |
| 46 | 01/20 | @ Minnesota | T | 3-3 | 25-17-4 | | | | | | |
| 47 | 01/21 | PITTSBURGH | W | 9-3 | 26-17-4 | | | | | | |



| PLAYER | GP | G | A | PTS | PIM | PLAYER | GP | G | A | PTS | PIM |
|------------------------|----|----|----|-----|-----|------------------|----|---|---|-----|-----|
| PAPPIN, JIM | 76 | 41 | 51 | 92 | 82 | BACKSTROM, RALPH | 16 | 6 | 3 | 9 | 2 |
| HULL, DENNIS | 78 | 39 | 51 | 90 | 27 | OGILVIE, BRIAN | 12 | 1 | 2 | 3 | 4 |
| MARTIN, PIT | 78 | 29 | 61 | 90 | 30 | KRYSHOV, DAVE | 11 | 1 | 0 | 1 | 0 |
| MIKITA, STAN | 57 | 27 | 56 | 83 | 32 | LEDINGHAM, WALT | 9 | 0 | 1 | 1 | 4 |
| KOROLL, CLIFF | 77 | 33 | 24 | 57 | 38 | L'ABBE, MAURICE | 5 | 0 | 1 | 1 | 0 |
| WHITE, BILL | 72 | 9 | 38 | 47 | 80 | MAGES, DARRYL | 17 | 0 | 0 | 0 | 4 |
| ANGOTTI, LOU | 77 | 15 | 22 | 37 | 26 | ESPOSITO, TONY | 56 | 0 | 2 | 2 | 0 |
| MAKI, CHICO | 77 | 13 | 19 | 32 | 10 | SMITH, GARY | 23 | 0 | 0 | 0 | 5 |
| STAPLETON, PAT | 75 | 10 | 21 | 31 | 16 | | | | | | |
| BORDELEAU, JEAN-PIERRE | 73 | 15 | 15 | 30 | 6 | | | | | | |
| MALONEY, DAN | 57 | 13 | 17 | 30 | 63 | | | | | | |
| REDMOND, DICK | 52 | 9 | 19 | 28 | 4 | | | | | | |
| KORAB, JERRY | 77 | 12 | 15 | 27 | 94 | | | | | | |
| RUSSELL, PHIL | 76 | 6 | 19 | 25 | 156 | | | | | | |
| MAGNUSON, KEITH | 77 | 0 | 19 | 19 | 140 | | | | | | |
| MARKS, JOHN | 55 | 3 | 10 | 13 | 21 | | | | | | |
| JARRETT, DOUG | 49 | 2 | 11 | 13 | 18 | | | | | | |

| GOALIES | GP | W | L | T | MINS | GA | SO | AVG |
|----------------|----|----|----|---|-------|-----|----|------|
| ESPOSITO, TONY | 56 | 32 | 17 | 7 | 3,340 | 140 | 4 | 2.52 |
| SMITH, GARY | 23 | 10 | 10 | 2 | 1,340 | 79 | 0 | 3.54 |

1973-74 CHICAGO BLACKHAWKS 41-14-23, 105 POINTS, 2ND WEST DIVISION

| LEADERSHIP |
|------------|
| PLAYERS |
| 2016-17 |
| OPPONENTS |
| TRADITION |
| RECORDS |
| PLAYOFFS |
| HISTORY |
| MINORS |
| NHL |
| MEDIA |

| GM | DATE | OPPONENT | RESULT | SCORE | RECORD | GM | DATE | OPPONENT | RESULT | SCORE | RECORD |
|----|-------|----------------|--------|-------|----------|----|-------|----------------|--------|-------|----------|
| 1 | 10/10 | @ Los Angeles | W | 3-0 | 1-0-0 | 48 | 02/02 | @ Pittsburgh | W | 3-1 | 23-11-14 |
| 2 | 10/12 | @ California | L | 2-3 | 1-1-0 | 49 | 02/03 | ST. LOUIS | W | 3-0 | 24-11-14 |
| 3 | 10/14 | MINNESOTA | T | 1-1 | 1-1-1 | 50 | 02/06 | ATLANTA | T | 1-1 | 24-11-15 |
| 4 | 10/17 | VANCOUVER | W | 5-0 | 2-1-1 | 51 | 02/08 | @ Atlanta | W | 3-0 | 25-11-15 |
| 5 | 10/21 | NY ISLANDERS | T | 3-3 | 2-1-2 | 52 | 02/10 | PITTSBURGH | W | 5-3 | 26-11-15 |
| 6 | 10/24 | @ Buffalo | L | 1-3 | 2-2-2 | 53 | 02/13 | LOS ANGELES | W | 4-0 | 27-11-15 |
| 7 | 10/27 | @ St. Louis | T | 4-4 | 2-2-3 | 54 | 02/16 | @ NY Islanders | W | 4-0 | 28-11-15 |
| 8 | 10/28 | TORONTO | T | 1-1 | 2-2-4 | 55 | 02/17 | TORONTO | W | 4-1 | 29-11-15 |
| 9 | 11/01 | @ Philadelphia | L | 0-1 | 2-3-4 | 56 | 02/20 | CALIFORNIA | W | 3-0 | 30-11-15 |
| 10 | 11/03 | @ Minnesota | L | 4-5 | 2-4-4 | 57 | 02/23 | PHILADELPHIA | W | 3-1 | 31-11-15 |
| 11 | 11/04 | NY RANGERS | W | 4-1 | 3-4-4 | 58 | 02/24 | PITTSBURGH | L | 2-4 | 31-12-15 |
| 12 | 11/07 | @ California | T | 1-1 | 3-4-5 | 59 | 02/27 | @ Minnesota | W | 3-1 | 32-12-15 |
| 13 | 11/09 | @ Vancouver | W | 4-0 | 4-4-5 | 60 | 02/28 | @ Buffalo | T | 2-2 | 32-12-16 |
| 14 | 11/11 | @ Los Angeles | W | 3-0 | 5-4-5 | 61 | 03/03 | @ Detroit | T | 6-6 | 32-12-17 |
| 15 | 11/14 | @ NY Rangers | T | 4-4 | 5-4-6 | 62 | 03/06 | @ California | T | 3-3 | 32-12-18 |
| 16 | 11/16 | @ Atlanta | W | 6-1 | 6-4-6 | 63 | 03/07 | @ Los Angeles | L | 2-3 | 32-12-18 |
| 17 | 11/17 | @ Pittsburgh | W | 4-1 | 7-4-6 | 64 | 03/09 | @ Vancouver | T | 4-4 | 32-12-19 |
| 18 | 11/21 | ST. LOUIS | W | 4-1 | 8-4-6 | 65 | 03/13 | MONTREAL | T | 3-3 | 32-12-20 |
| 19 | 11/24 | @ Toronto | W | 3-1 | 9-4-6 | 66 | 03/14 | @ NY Rangers | W | 5-2 | 33-12-20 |
| 20 | 11/25 | MONTREAL | L | 4-6 | 9-5-6 | 67 | 03/16 | @ Montreal | W | 3-1 | 34-12-20 |
| 21 | 11/28 | BOSTON | T | 3-3 | 9-5-7 | 68 | 03/17 | ATLANTA | T | 3-3 | 34-12-21 |
| 22 | 12/01 | @ Montreal | W | 5-0 | 10-5-7 | 69 | 03/20 | BUFFALO | L | 2-3 | 34-12-21 |
| 23 | 12/02 | PITTSBURGH | W | 2-1 | 11-5-7 | 70 | 03/23 | @ Philadelphia | W | 3-1 | 35-12-21 |
| 24 | 12/05 | @ Detroit | W | 8-2 | 12-5-7 | 71 | 03/24 | MINNESOTA | W | 6-0 | 36-12-21 |
| 25 | 12/09 | MINNESOTA | W | 5-3 | 13-5-7 | 72 | 03/27 | @ Toronto | W | 5-3 | 37-12-21 |
| 26 | 12/12 | PHILADELPHIA | T | 2-2 | 13-5-8 | 73 | 03/28 | @ Buffalo | T | 2-2 | 37-12-22 |
| 27 | 12/15 | @ NY Islanders | T | 3-3 | 13-5-9 | 74 | 03/30 | @ Detroit | W | 2-1 | 38-12-22 |
| 28 | 12/16 | @ NY Rangers | W | 6-1 | 14-5-9 | 75 | 03/31 | ST. LOUIS | T | 2-2 | 38-12-23 |
| 29 | 12/19 | BUFFALO | T | 2-2 | 15-5-10 | 76 | 04/03 | BOSTON | W | 6-2 | 39-12-23 |
| 30 | 12/22 | @ Philadelphia | L | 2-4 | 16-6-10 | 77 | 04/06 | @ St. Louis | W | 6-3 | 40-12-23 |
| 31 | 12/23 | VANCOUVER | W | 6-2 | 16-6-10 | 78 | 04/07 | DETROIT | W | 7-4 | 41-12-23 |
| 32 | 12/26 | LOS ANGELES | T | 3-3 | 16-6-11 | | | | | | |
| 33 | 12/29 | @ Pittsburgh | W | 4-2 | 17-6-11 | | | | | | |
| 34 | 12/30 | TORONTO | L | 3-4 | 16-7-11 | | | | | | |
| 35 | 01/02 | NY ISLANDERS | W | 5-1 | 17-7-11 | | | | | | |
| 36 | 01/03 | @ Atlanta | L | 2-3 | 17-8-11 | | | | | | |
| 37 | 01/06 | CALIFORNIA | W | 9-4 | 18-8-11 | | | | | | |
| 38 | 01/09 | LOS ANGELES | T | 4-4 | 18-8-12 | | | | | | |
| 39 | 01/10 | @ Boston | T | 2-2 | 18-8-13 | | | | | | |
| 40 | 01/13 | DETROIT | W | 4-1 | 19-8-13 | | | | | | |
| 41 | 01/16 | BOSTON | T | 5-5 | 19-8-14 | | | | | | |
| 42 | 01/19 | NY RANGERS | L | 2-3 | 19-9-14 | | | | | | |
| 43 | 01/20 | VANCOUVER | W | 7-2 | 20-9-14 | | | | | | |
| 44 | 01/24 | @ Boston | W | 2-1 | 21-9-14 | | | | | | |
| 45 | 01/26 | @ Montreal | L | 1-4 | 21-10-14 | | | | | | |
| 46 | 01/27 | NY ISLANDERS | L | 2-4 | 21-11-14 | | | | | | |
| 47 | 01/31 | CALIFORNIA | W | 2-1 | 22-11-14 | | | | | | |



| PLAYER | GP | G | A | PTS | PIM | PLAYER | GP | G | A | PTS | PIM |
|------------------------|----|----|----|-----|-----|-----------------|----|---|----|-----|-----|
| MIKITA, STAN | 76 | 30 | 50 | 80 | 46 | FRIG, LEN | 66 | 4 | 10 | 14 | 35 |
| MARTIN, PIT | 78 | 30 | 47 | 77 | 43 | MAGNUSON, KEITH | 57 | 2 | 11 | 13 | 105 |
| PAPPIN, JIM | 78 | 32 | 41 | 73 | 76 | DONALDSON, GARY | 1 | 0 | 0 | 0 | 0 |
| HULL, DENNIS | 74 | 29 | 39 | 68 | 15 | PALMER, ROB | 1 | 0 | 0 | 0 | 0 |
| REDMOND, DICK | 76 | 17 | 42 | 59 | 69 | ESPOSITO, TONY | 70 | 0 | 1 | 1 | 0 |
| KOROLL, CLIFF | 78 | 21 | 25 | 46 | 32 | VEISOR, MIKE | 10 | 0 | 1 | 1 | 0 |
| WHITE, BILL | 69 | 5 | 31 | 36 | 52 | | | | | | |
| RUSSELL, PHIL | 75 | 10 | 25 | 35 | 184 | | | | | | |
| MAKI, CHICO | 69 | 9 | 26 | 35 | 12 | | | | | | |
| TALLON, DALE | 65 | 15 | 19 | 34 | 36 | | | | | | |
| ROTA, DARCY | 74 | 21 | 12 | 33 | 58 | | | | | | |
| MARKS, JOHN | 76 | 13 | 18 | 31 | 22 | | | | | | |
| POWIS, LYNN | 57 | 8 | 13 | 21 | 6 | | | | | | |
| BORDELEAU, JEAN-PIERRE | 64 | 11 | 9 | 20 | 11 | | | | | | |
| KRYSKOW, DAVE | 72 | 7 | 12 | 19 | 22 | | | | | | |
| GAGNON, GERMAIN | 14 | 3 | 14 | 17 | 4 | | | | | | |
| JARRETT, DOUG | 67 | 5 | 11 | 16 | 45 | | | | | | |

| GOALIES | GP | W | L | T | MINS | GA | SO | AVG |
|----------------|----|----|----|----|-------|-----|----|------|
| ESPOSITO, TONY | 70 | 34 | 14 | 21 | 4,143 | 141 | 10 | 2.05 |
| VEISOR, MIKE | 10 | 7 | 0 | 2 | 537 | 20 | 1 | 2.23 |

1974-75 CHICAGO BLACKHAWKS
37-35-8, 82 POINTS, 3RD SMYTHE DIVISION

[illegible]

| GOALIES | GP | W | L | T | MINs | GA | SO | AVG |
|----------------|----|----|----|---|-------|-----|----|------|
| ESPOSITO, TONY | 71 | 34 | 30 | 7 | 4,219 | 193 | 6 | 2.75 |
| VEISOR, MIKE | 9 | 1 | 5 | 1 | 460 | 36 | 0 | 4.71 |
| DUMAS, MICHEL | 3 | 2 | 0 | 0 | 121 | 7 | 0 | 3.47 |

1975-76 CHICAGO BLACKHAWKS 32-30-18, 82 POINTS, 1ST SMYTHE DIVISION

| |
|------------|
| LEADERSHIP |
| PLAYERS |
| 2016-17 |
| OPPONENTS |
| TRADITION |
| RECORDS |
| PLAYOFFS |
| HISTORY |
| MINORS |
| NHL |
| MEDIA |

| GM | DATE | OPPONENT | RESULT | SCORE | RECORD | GM | DATE | OPPONENT | RESULT | SCORE | RECORD |
|----|-------|----------------|--------|-------|----------|----|-------|----------------|--------|-------|----------|
| 1 | 10/08 | @ NY Rangers | T | 2-2 | 0-0-1 | 48 | 01/28 | ATLANTA | W | 7-3 | 21-11-16 |
| 2 | 10/11 | @ Toronto | L | 1-2 | 0-1-1 | 49 | 01/29 | @ Boston | L | 3-5 | 21-12-16 |
| 3 | 10/12 | VANCOUVER | W | 3-0 | 1-1-1 | 50 | 01/31 | @ Detroit | L | 1-2 | 21-13-16 |
| 4 | 10/15 | DETROIT | T | 4-4 | 1-1-2 | 51 | 02/01 | VANCOUVER | L | 2-3 | 21-14-16 |
| 5 | 10/16 | @ Buffalo | L | 1-7 | 1-2-2 | 52 | 02/04 | @ Montreal | L | 3-8 | 21-15-16 |
| 6 | 10/18 | @ Minnesota | W | 3-1 | 2-2-2 | 53 | 02/06 | @ Atlanta | W | 2-1 | 22-15-16 |
| 7 | 10/19 | MINNESOTA | W | 3-2 | 3-2-2 | 54 | 02/08 | WASHINGTON | W | 4-2 | 23-15-16 |
| 8 | 10/22 | LOS ANGELES | L | 3-5 | 3-3-2 | 55 | 02/11 | LOS ANGELES | L | 4-7 | 23-16-16 |
| 9 | 10/25 | @ Kansas City | W | 4-0 | 4-3-2 | 56 | 02/14 | @ Kansas City | W | 5-4 | 24-16-16 |
| 10 | 10/26 | WASHINGTON | L | 5-7 | 4-4-2 | 57 | 02/15 | BOSTON | L | 1-4 | 24-17-16 |
| 11 | 10/29 | MONTREAL | W | 2-1 | 5-4-2 | 58 | 02/18 | BUFFALO | T | 4-4 | 24-17-17 |
| 12 | 11/01 | @ Detroit | W | 3-1 | 6-4-2 | 59 | 02/21 | @ Pittsburgh | L | 1-10 | 24-18-17 |
| 13 | 11/02 | VANCOUVER | W | 6-1 | 7-4-2 | 60 | 02/22 | CALIFORNIA | L | 2-5 | 24-19-17 |
| 14 | 11/05 | PHILADELPHIA | T | 4-4 | 7-4-3 | 61 | 02/24 | @ Vancouver | W | 4-1 | 25-19-17 |
| 15 | 11/08 | @ Pittsburgh | W | 7-5 | 8-4-3 | 62 | 02/26 | @ Los Angeles | W | 6-2 | 26-19-17 |
| 16 | 11/09 | MINNESOTA | W | 3-0 | 9-4-3 | 63 | 02/28 | @ NY Islanders | L | 1-4 | 26-20-17 |
| 17 | 11/12 | @ NY Rangers | T | 4-4 | 9-4-4 | 64 | 02/29 | @ Washington | L | 1-4 | 26-21-17 |
| 18 | 11/13 | @ Philadelphia | T | 5-5 | 9-4-5 | 65 | 03/04 | @ Buffalo | L | 3-6 | 26-22-17 |
| 19 | 11/15 | @ Montreal | T | 4-4 | 9-4-6 | 66 | 03/06 | @ St. Louis | L | 4-7 | 26-23-17 |
| 20 | 11/19 | @ Los Angeles | W | 4-2 | 10-4-6 | 67 | 03/10 | MONTREAL | L | 1-5 | 26-24-17 |
| 21 | 11/22 | @ Vancouver | T | 1-1 | 10-4-7 | 68 | 03/13 | @ Minnesota | W | 4-1 | 27-24-17 |
| 22 | 11/26 | TORONTO | T | 4-4 | 10-4-8 | 69 | 03/14 | NY ISLANDERS | L | 3-5 | 27-25-17 |
| 23 | 11/29 | BOSTON | T | 4-4 | 10-4-9 | 70 | 03/16 | @ Kansas City | W | 6-3 | 28-25-17 |
| 24 | 11/30 | KANSAS CITY | T | 1-1 | 10-4-10 | 71 | 03/17 | TORONTO | W | 6-5 | 29-25-17 |
| 25 | 12/03 | PITTSBURGH | T | 3-3 | 10-4-11 | 72 | 03/20 | @ NY Islanders | L | 2-4 | 29-26-17 |
| 26 | 12/04 | @ Philadelphia | L | 2-5 | 10-5-11 | 73 | 03/21 | DETROIT | L | 0-6 | 29-27-17 |
| 27 | 12/07 | ATLANTA | L | 0-2 | 10-6-11 | 74 | 03/24 | ATLANTA | L | 2-7 | 29-28-17 |
| 28 | 12/10 | @ Washington | W | 7-2 | 11-6-11 | 75 | 03/25 | @ Boston | L | 2-4 | 29-29-17 |
| 29 | 12/13 | @ Minnesota | L | 1-2 | 11-7-11 | 76 | 03/27 | NY RANGERS | L | 5-6 | 29-30-17 |
| 30 | 12/14 | ST. LOUIS | L | 3-4 | 11-8-11 | 77 | 03/28 | MINNESOTA | W | 5-3 | 30-30-17 |
| 31 | 12/17 | PHILADELPHIA | L | 2-4 | 11-9-11 | 78 | 03/31 | KANSAS CITY | W | 6-3 | 31-30-17 |
| 32 | 12/19 | @ California | L | 2-5 | 11-10-11 | 79 | 04/03 | @ St. Louis | T | 3-3 | 31-30-18 |
| 33 | 12/21 | NY ISLANDERS | W | 5-2 | 12-10-11 | 80 | 04/04 | ST. LOUIS | W | 7-2 | 32-30-18 |
| 34 | 12/23 | ST. LOUIS | W | 4-1 | 13-10-11 | | | | | | |
| 35 | 12/27 | @ Toronto | W | 4-1 | 14-10-11 | | | | | | |
| 36 | 12/28 | BUFFALO | T | 2-2 | 14-10-12 | | | | | | |
| 37 | 12/30 | CALIFORNIA | W | 5-3 | 15-10-12 | | | | | | |
| 38 | 01/03 | @ NY Islanders | T | 1-1 | 15-10-13 | | | | | | |
| 39 | 01/04 | PITTSBURGH | W | 5-3 | 16-10-13 | | | | | | |
| EX | 01/07 | SOVIET WINGS | L | 2-4 | ----- | | | | | | |
| 40 | 01/09 | @ Atlanta | T | 1-1 | 16-10-14 | | | | | | |
| 41 | 01/11 | NY RANGERS | L | 2-6 | 16-11-14 | | | | | | |
| 42 | 01/14 | @ California | T | 2-2 | 16-11-15 | | | | | | |
| 43 | 01/16 | @ Vancouver | W | 2-1 | 17-11-15 | | | | | | |
| 44 | 01/18 | PHILADELPHIA | W | 2-0 | 18-11-15 | | | | | | |
| 45 | 01/21 | @ NY Rangers | T | 3-3 | 18-11-16 | | | | | | |
| 46 | 01/24 | @ St. Louis | W | 2-1 | 19-11-16 | | | | | | |
| 47 | 01/25 | KANSAS CITY | W | 3-1 | 20-11-16 | | | | | | |



| PLAYER | GP | G | A | PTS | PIM | PLAYER | GP | G | A | PTS | PIM |
|------------------------|----|----|----|-----|-----|-------------------|----|---|---|-----|-----|
| MARTIN, PIT | 80 | 32 | 39 | 71 | 44 | MURRAY, BOB | 64 | 1 | 2 | 3 | 44 |
| HULL, DENNIS | 80 | 27 | 39 | 66 | 28 | PALMER, BOB | 2 | 0 | 1 | 1 | 0 |
| BOLDIREV, IVAN | 78 | 28 | 34 | 62 | 33 | HOLT, RANDY | 12 | 0 | 0 | 0 | 13 |
| TALLON, DALE | 80 | 15 | 47 | 62 | 101 | GAGNON, GERMAIN | 5 | 0 | 0 | 0 | 2 |
| KOROLL, CLIFF | 80 | 25 | 33 | 58 | 29 | LOGAN, DAVE | 2 | 0 | 0 | 0 | 0 |
| MIKITA, STAN | 48 | 16 | 41 | 57 | 37 | ESPOSITO, TONY | 68 | 0 | 1 | 1 | 2 |
| MARKS, JOHN | 80 | 21 | 23 | 44 | 43 | VILLEMURE, GILLES | 15 | 0 | 0 | 0 | 0 |
| RUSSELL, PHIL | 74 | 9 | 29 | 38 | 194 | | | | | | |
| ROTA, DARCY | 79 | 20 | 17 | 37 | 73 | | | | | | |
| REDMOND, DICK | 53 | 9 | 27 | 36 | 25 | | | | | | |
| SHEEHAN, BOBBY | 78 | 11 | 20 | 31 | 18 | | | | | | |
| BORDELEAU, JEAN-PIERRE | 76 | 12 | 18 | 30 | 6 | | | | | | |
| MULVEY, GRANT | 64 | 11 | 17 | 28 | 72 | | | | | | |
| DAIGLE, ALAIN | 71 | 15 | 9 | 24 | 15 | | | | | | |
| WHITE, BILL | 59 | 1 | 9 | 10 | 44 | | | | | | |
| MAGNUSON, KEITH | 48 | 1 | 6 | 7 | 99 | | | | | | |
| MAKI, CHICO | 22 | 0 | 6 | 6 | 2 | | | | | | |
| JOHNSTON, JOEY | 32 | 0 | 5 | 5 | 6 | | | | | | |

| GOALIES | GP | W | L | T | MIN | GA | SO | AVG |
|-------------------|----|----|----|----|-------|-----|----|------|
| ESPOSITO, TONY | 68 | 30 | 23 | 13 | 4,003 | 198 | 4 | 2.98 |
| VILLEMURE, GILLES | 15 | 2 | 7 | 5 | 797 | 57 | 0 | 4.30 |

1976-77 CHICAGO BLACKHAWKS

26-43-11, 63 POINTS, 3RD SMYTHE DIVISION

| GM | DATE | OPPONENT | RESULT | SCORE | RECORD | GM | DATE | OPPONENT | RESULT | SCORE | RECORD |
|----|-------|----------------|--------|-------|---------|----|-------|----------------|--------|-------|----------|
| 1 | 10/06 | @ St. Louis | W | 6-4 | 1-0-0 | 49 | 01/23 | PHILADELPHIA | T | 2-2 | 17-24-8 |
| 2 | 10/09 | @ NY Islanders | L | 1-2 | 1-1-0 | 50 | 01/27 | @ Vancouver | T | 1-1 | 17-24-9 |
| 3 | 10/10 | VANCOUVER | W | 5-1 | 2-1-0 | 51 | 01/30 | CLEVELAND | W | 9-3 | 18-24-9 |
| 4 | 10/13 | PITTSBURGH | W | 4-1 | 3-1-0 | 52 | 02/02 | ATLANTA | W | 4-2 | 19-24-9 |
| 5 | 10/15 | @ Colorado | L | 3-5 | 3-2-0 | 53 | 02/05 | @ Philadelphia | L | 0-6 | 19-25-9 |
| 6 | 10/17 | MINNESOTA | W | 3-0 | 4-2-0 | 54 | 02/05 | @ Cleveland | L | 2-3 | 19-26-9 |
| 7 | 10/19 | @ Cleveland | L | 0-3 | 4-3-0 | 55 | 02/06 | MINNESOTA | L | 0-3 | 19-27-9 |
| 8 | 10/21 | @ Philadelphia | L | 1-5 | 4-4-0 | 56 | 02/09 | WASHINGTON | T | 4-4 | 19-27-10 |
| 9 | 10/23 | @ Minnesota | L | 3-4 | 4-5-0 | 57 | 02/12 | COLORADO | W | 4-2 | 20-27-10 |
| 10 | 10/24 | ST. LOUIS | W | 7-2 | 5-5-0 | 58 | 02/15 | ATLANTA | W | 4-2 | 21-27-10 |
| 11 | 10/27 | MONTREAL | T | 4-4 | 5-5-1 | 59 | 02/15 | @ St. Louis | L | 1-5 | 21-28-10 |
| 12 | 10/30 | @ Detroit | W | 4-1 | 6-5-1 | 60 | 02/16 | @ Buffalo | L | 0-3 | 21-29-10 |
| 13 | 10/31 | WASHINGTON | W | 5-4 | 7-5-1 | 61 | 02/19 | @ Minnesota | L | 2-6 | 21-30-10 |
| 14 | 11/04 | @ Boston | L | 5-7 | 7-6-1 | 62 | 02/20 | TORONTO | L | 8-10 | 21-31-10 |
| 15 | 11/06 | @ Montreal | L | 3-11 | 7-7-1 | 63 | 02/23 | DETROIT | W | 5-2 | 22-31-10 |
| 16 | 11/07 | COLORADO | L | 2-3 | 7-8-1 | 64 | 02/26 | NY RANGERS | W | 2-1 | 23-31-10 |
| 17 | 11/10 | PHILADELPHIA | T | 2-2 | 7-8-2 | 65 | 02/27 | VANCOUVER | L | 3-4 | 23-32-10 |
| 18 | 11/12 | @ Washington | W | 5-4 | 8-8-2 | 66 | 03/02 | @ Buffalo | L | 3-6 | 23-33-10 |
| 19 | 11/14 | LOS ANGELES | W | 5-4 | 9-8-2 | 67 | 03/03 | @ Washington | L | 4-7 | 23-34-10 |
| 20 | 11/17 | @ NY Rangers | L | 2-3 | 9-9-2 | 68 | 03/06 | @ Boston | L | 2-6 | 23-35-10 |
| 21 | 11/19 | @ Atlanta | L | 3-5 | 9-10-2 | 69 | 03/08 | @ Los Angeles | L | 1-7 | 23-36-10 |
| 22 | 11/21 | @ Pittsburgh | L | 0-5 | 9-11-2 | 70 | 03/10 | @ Vancouver | L | 0-5 | 23-37-10 |
| 23 | 11/24 | @ Los Angeles | W | 5-4 | 10-11-2 | 71 | 03/12 | @ Montreal | L | 1-5 | 23-38-10 |
| 24 | 11/27 | @ Vancouver | L | 3-4 | 10-12-2 | 72 | 03/16 | NY ISLANDERS | L | 0-5 | 23-39-10 |
| 25 | 12/01 | BOSTON | L | 3-5 | 10-13-2 | 73 | 03/19 | @ NY Islanders | T | 2-2 | 23-39-11 |
| 26 | 12/04 | @ Toronto | T | 2-2 | 10-13-3 | 74 | 03/20 | PITTSBURGH | W | 3-2 | 24-39-11 |
| 27 | 12/05 | VANCOUVER | L | 2-4 | 10-14-3 | 75 | 03/23 | LOS ANGELES | L | 1-3 | 24-40-11 |
| 28 | 12/08 | MONTREAL | L | 3-4 | 10-15-3 | 76 | 03/26 | MINNESOTA | W | 7-2 | 25-40-11 |
| 29 | 12/11 | @ Atlanta | L | 1-3 | 10-16-3 | 77 | 03/27 | @ NY Rangers | W | 5-3 | 26-40-11 |
| 30 | 12/12 | NY ISLANDERS | L | 2-6 | 10-17-3 | 78 | 03/30 | @ St. Louis | L | 1-4 | 26-41-11 |
| 31 | 12/16 | @ Philadelphia | L | 1-4 | 10-18-3 | 79 | 04/01 | @ Atlanta | L | 4-6 | 26-42-11 |
| 32 | 12/18 | NY RANGERS | T | 3-3 | 10-18-4 | 80 | 04/03 | CLEVELAND | L | 2-4 | 26-43-11 |
| 33 | 12/19 | ST. LOUIS | L | 4-6 | 10-19-4 | | | | | | |
| 34 | 12/21 | @ Minnesota | T | 3-3 | 10-19-5 | | | | | | |
| 35 | 12/22 | BUFFALO | L | 2-4 | 10-20-5 | | | | | | |
| 36 | 12/26 | COLORADO | W | 5-3 | 11-20-5 | | | | | | |
| 37 | 12/29 | DETROIT | W | 6-3 | 12-20-5 | | | | | | |
| 38 | 12/31 | @ Colorado | T | 2-2 | 12-20-6 | | | | | | |
| 39 | 01/02 | TORONTO | W | 6-4 | 13-20-6 | | | | | | |
| 40 | 01/05 | BUFFALO | W | 2-1 | 14-20-6 | | | | | | |
| 41 | 01/08 | @ Pittsburgh | L | 2-4 | 14-21-6 | | | | | | |
| 42 | 01/09 | BOSTON | L | 2-4 | 14-22-6 | | | | | | |
| 43 | 01/12 | NY ISLANDERS | W | 2-1 | 15-22-6 | | | | | | |
| 44 | 01/15 | @ Toronto | W | 4-1 | 16-22-6 | | | | | | |
| 45 | 01/16 | NY RANGERS | L | 2-5 | 16-23-6 | | | | | | |
| 46 | 01/18 | @ Colorado | T | 7-7 | 16-23-7 | | | | | | |
| 47 | 01/19 | ST. LOUIS | L | 3-5 | 16-24-7 | | | | | | |
| 48 | 01/22 | @ Detroit | W | 3-0 | 17-24-7 | | | | | | |



| PLAYER | GP | G | A | PTS | PIM | PLAYER | GP | G | A | PTS | PIM |
|------------------------|----|----|----|-----|-----|---------------------|----|---|---|-----|-----|
| BOLDIREV, IVAN | 80 | 24 | 38 | 62 | 40 | LOGAN, DAVE | 34 | 0 | 2 | 2 | 61 |
| MARTIN, PIT | 75 | 17 | 36 | 53 | 22 | HINTON, DAN | 14 | 0 | 0 | 0 | 16 |
| MIKITA, STAN | 57 | 19 | 30 | 49 | 20 | VAYDIK, GREG | 5 | 0 | 0 | 0 | 0 |
| REDMOND, DICK | 80 | 22 | 25 | 47 | 30 | ARCHAMBAULT, MICHEL | 3 | 0 | 0 | 0 | 0 |
| ROTA, DARCY | 76 | 24 | 22 | 46 | 82 | MCKEGNY, IAN | 3 | 0 | 0 | 0 | 2 |
| RUSSELL, PHIL | 76 | 9 | 36 | 45 | 233 | BULLEY, TED | 2 | 0 | 0 | 0 | 0 |
| HARRISON, JIM | 60 | 18 | 23 | 41 | 97 | MCNILL, JEFF | 1 | 0 | 0 | 0 | 0 |
| KOROLL, CLIFF | 80 | 15 | 26 | 41 | 25 | ESPOSITO, TONY | 69 | 0 | 2 | 2 | 6 |
| HULL, DENNIS | 75 | 16 | 17 | 33 | 2 | VILLEMURE, GILLES | 6 | 0 | 0 | 0 | 0 |
| BORDELEAU, JEAN-PIERRE | 60 | 15 | 14 | 29 | 20 | DUMAS, MICHEL | 5 | 0 | 1 | 1 | 0 |
| MULVEY, GRANT | 80 | 10 | 14 | 24 | 111 | VEISOR, MIKE | 3 | 0 | 0 | 0 | 0 |
| BOWMAN, KIRK | 55 | 10 | 13 | 23 | 6 | | | | | | |
| ORR, BOBBY | 20 | 4 | 19 | 23 | 25 | | | | | | |
| MARKS, JOHN | 80 | 7 | 15 | 22 | 41 | | | | | | |
| MURRAY, BOB | 77 | 10 | 11 | 21 | 71 | | | | | | |
| TALLON, DALE | 70 | 5 | 16 | 21 | 65 | | | | | | |
| DAIGLE, ALAIN | 73 | 12 | 8 | 20 | 11 | | | | | | |
| MAGNUSON, KEITH | 37 | 1 | 6 | 7 | 86 | | | | | | |
| HOLT, RANDY | 12 | 0 | 3 | 3 | 14 | | | | | | |
| WYLIE, DUANE | 8 | 2 | 0 | 2 | 0 | | | | | | |

| GOALIES | GP | W | L | T | MINS | GA | SO | AVG |
|-------------------|----|----|----|---|-------|-----|----|------|
| ESPOSITO, TONY | 69 | 25 | 36 | 8 | 4,067 | 234 | 2 | 3.46 |
| VILLEMURE, GILLES | 6 | 0 | 4 | 1 | 312 | 28 | 0 | 5.41 |
| DUMAS, MICHEL | 5 | 0 | 1 | 2 | 241 | 17 | 0 | 4.23 |
| VEISOR, MIKE | 3 | 1 | 2 | 0 | 180 | 13 | 0 | 4.33 |

1977-78 CHICAGO BLACKHAWKS 32-29-19, 83 POINTS, 1ST SMYTHE DIVISION

| LEADERSHIP |
|------------|
| PLAYERS |
| 2016-17 |
| OPPONENTS |
| TRADITION |
| RECORDS |
| PLAYOFFS |
| HISTORY |
| MINORS |
| NHL |
| MEDIA |

| GM | DATE | OPPONENT | RESULT | SCORE | RECORD | GM | DATE | OPPONENT | RESULT | SCORE | RECORD |
|----|-------|----------------|--------|-------|----------|----|-------|----------------|--------|-------|----------|
| 1 | 10/13 | @ Philadelphia | L | 1-5 | 0-1-0 | 48 | 01/28 | DETROIT | W | 6-1 | 19-17-12 |
| 2 | 10/15 | COLORADO | T | 3-3 | 0-1-1 | 49 | 02/01 | PHILADELPHIA | W | 3-1 | 20-17-12 |
| 3 | 10/16 | @ Buffalo | W | 2-0 | 1-1-1 | 50 | 02/04 | @ Vancouver | W | 5-1 | 21-17-12 |
| 4 | 10/19 | BUFFALO | T | 2-2 | 1-1-2 | 51 | 02/08 | NY Islanders | W | 5-4 | 22-17-12 |
| 5 | 10/22 | @ Colorado | L | 0-3 | 1-2-2 | 52 | 02/09 | @ Montreal | T | 3-3 | 22-17-13 |
| 6 | 10/23 | ST. LOUIS | W | 2-0 | 2-2-2 | 53 | 02/12 | ATLANTA | T | 2-2 | 22-17-14 |
| 7 | 10/26 | PHILADELPHIA | T | 2-2 | 2-2-3 | 54 | 02/14 | @ Pittsburgh | L | 1-2 | 22-18-14 |
| 8 | 10/28 | @ Cleveland | W | 4-2 | 3-2-3 | 55 | 02/15 | COLORADO | T | 2-2 | 22-18-15 |
| 9 | 10/30 | CLEVELAND | W | 6-1 | 4-2-3 | 56 | 02/18 | BOSTON | W | 4-2 | 23-18-15 |
| 10 | 11/02 | @ Washington | T | 2-2 | 4-2-4 | 57 | 02/19 | PITTSBURGH | T | 2-2 | 23-18-16 |
| 11 | 11/05 | MINNESOTA | W | 5-2 | 5-2-4 | 58 | 02/22 | NY RANGERS | W | 3-2 | 24-18-16 |
| 12 | 11/06 | ATLANTA | T | 3-3 | 5-2-5 | 59 | 02/23 | @ NY Rangers | L | 2-6 | 24-19-16 |
| 13 | 11/09 | MINNESOTA | T | 2-2 | 5-2-6 | 60 | 02/25 | @ NY Islanders | L | 1-7 | 24-20-16 |
| 14 | 11/12 | @ Pittsburgh | L | 4-7 | 5-3-6 | 61 | 02/26 | TORONTO | L | 3-5 | 24-21-16 |
| 15 | 11/13 | MONTREAL | L | 2-3 | 5-4-6 | 62 | 03/01 | @ Vancouver | L | 2-3 | 24-22-16 |
| 16 | 11/15 | @ NY Islanders | T | 1-1 | 5-4-7 | 63 | 03/04 | @ Los Angeles | W | 6-3 | 25-22-16 |
| 17 | 11/16 | @ NY Rangers | L | 2-5 | 5-5-7 | 64 | 03/05 | @ Colorado | T | 2-2 | 25-22-17 |
| 18 | 11/20 | @ Boston | L | 0-1 | 5-6-7 | 65 | 03/08 | @ Minnesota | W | 4-3 | 26-22-17 |
| 19 | 11/23 | @ Los Angeles | L | 3-8 | 5-7-7 | 66 | 03/11 | @ Atlanta | L | 1-4 | 26-23-17 |
| 20 | 11/25 | @ Colorado | W | 5-1 | 6-7-7 | 67 | 03/12 | @ Buffalo | aL | 2-5 | 26-24-17 |
| 21 | 11/26 | @ Vancouver | T | 2-2 | 6-7-8 | 68 | 03/15 | MONTREAL | L | 2-6 | 26-25-17 |
| 22 | 11/30 | BUFFALO | L | 2-3 | 6-8-8 | 69 | 03/18 | @ St. Louis | L | 4-5 | 26-26-17 |
| 23 | 12/03 | @ Montreal | L | 2-3 | 6-9-8 | 70 | 03/19 | PITTSBURGH | W | 9-1 | 27-26-17 |
| 24 | 12/04 | VANCOUVER | L | 2-6 | 6-10-8 | 71 | 03/22 | @ Washington | W | 6-2 | 28-26-17 |
| 25 | 12/06 | @ Detroit | W | 2-1 | 7-10-8 | 72 | 03/23 | @ Boston | L | 0-7 | 28-27-17 |
| 26 | 12/07 | NY ISLANDERS | L | 0-4 | 7-11-8 | 73 | 03/25 | @ St. Louis | T | 2-2 | 28-27-18 |
| 27 | 12/10 | @ Philadelphia | L | 2-4 | 7-12-8 | 74 | 03/26 | VANCOUVER | W | 4-3 | 29-27-18 |
| 28 | 12/11 | MINNESOTA | W | 8-3 | 8-12-8 | 75 | 03/29 | LOS ANGELES | W | 5-1 | 30-27-18 |
| 29 | 12/13 | @ NY Islanders | T | 2-2 | 8-12-9 | 76 | 04/01 | DETROIT | W | 2-0 | 31-27-18 |
| 30 | 12/14 | NY RANGERS | T | 2-2 | 8-12-10 | 77 | 04/02 | @ Cleveland | L | 2-4 | 31-28-18 |
| 31 | 12/17 | @ Toronto | L | 1-7 | 8-13-10 | 78 | 04/05 | COLORADO | T | 4-4 | 31-28-19 |
| 32 | 12/18 | ATLANTA | W | 3-0 | 9-13-10 | 79 | 04/08 | MINNESOTA | W | 4-2 | 32-28-19 |
| 33 | 12/21 | @ St. Louis | W | 6-2 | 10-13-10 | 80 | 04/09 | @ NY Rangers | L | 2-3 | 32-29-19 |
| 34 | 12/22 | LOS ANGELES | L | 0-4 | 10-14-10 | | | | | | |
| 35 | 12/27 | @ Atlanta | W | 4-2 | 11-14-10 | | | | | | |
| 36 | 12/28 | TORONTO | W | 4-0 | 12-14-10 | | | | | | |
| EX | 12/31 | CZECHOSLOVAKIA | L | 4-6 | | | | | | | |
| 37 | 01/01 | VANCOUVER | L | 2-3 | 12-15-10 | | | | | | |
| 38 | 01/04 | BOSTON | L | 0-3 | 12-16-10 | | | | | | |
| 39 | 01/07 | @ St. Louis | T | 0-0 | 12-16-11 | | | | | | |
| 40 | 01/08 | WASHINGTON | W | 3-1 | 13-16-11 | | | | | | |
| 41 | 01/11 | PHILADELPHIA | W | 5-4 | 14-16-11 | | | | | | |
| 42 | 01/14 | @ Toronto | T | 3-3 | 14-16-12 | | | | | | |
| 43 | 01/18 | WASHINGTON | W | 5-2 | 15-16-12 | | | | | | |
| 44 | 01/19 | @ Detroit | L | 2-4 | 15-17-12 | | | | | | |
| 45 | 01/21 | @ Minnesota | W | 4-1 | 16-17-12 | | | | | | |
| 46 | 01/22 | ST. LOUIS | W | 3-1 | 17-17-12 | | | | | | |
| 47 | 01/26 | CLEVELAND | W | 5-0 | 18-17-12 | | | | | | |



| PLAYER | GP | G | A | PTS | PIM | PLAYER | GP | G | A | PTS | PIM |
|----------------------|----|----|----|-----|-----|-----------------|----|---|---|-----|-----|
| BOLDIREV, IVAN | 80 | 35 | 45 | 80 | 34 | BOWMAN, KIRK | 33 | 1 | 4 | 5 | 13 |
| MIKITA, STAN | 76 | 18 | 41 | 59 | 35 | MARTIN, PIT | 7 | 1 | 1 | 2 | 0 |
| BULLEY, TED | 79 | 23 | 28 | 51 | 141 | O'CONNELL, MIKE | 6 | 1 | 1 | 2 | 2 |
| BORDEAU, JEAN-PIERRE | 76 | 15 | 25 | 40 | 32 | KERR, REG | 2 | 0 | 2 | 2 | 0 |
| MULVEY, GRANT | 78 | 14 | 24 | 38 | 135 | HOFFMEYER, BOB | 5 | 0 | 1 | 1 | 12 |
| ROTA, DARCY | 78 | 17 | 20 | 37 | 67 | HOLT, RANDY | 6 | 0 | 0 | 0 | 20 |
| MARKS, JOHN | 80 | 15 | 22 | 37 | 26 | ESPOSITO, TONY | 64 | 0 | 4 | 4 | 0 |
| WILSON, DOUG | 77 | 14 | 20 | 34 | 72 | VEISOR, MIKE | 12 | 0 | 0 | 0 | 0 |
| KOROLL, CLIFF | 73 | 16 | 15 | 31 | 19 | JOHNSTON, ED | 4 | 0 | 0 | 0 | 0 |
| MURRAY, BOB | 70 | 14 | 17 | 31 | 41 | | | | | | |
| PLANTE, PIERRE | 77 | 10 | 18 | 28 | 59 | | | | | | |
| RUSSELL, PHIL | 57 | 6 | 20 | 26 | 139 | | | | | | |
| TALLON, DALE | 75 | 4 | 20 | 24 | 66 | | | | | | |
| KELLY, BOB | 75 | 7 | 11 | 18 | 95 | | | | | | |
| SAVARD, JEAN | 31 | 7 | 11 | 18 | 20 | | | | | | |
| DAIGLE, ALAIN | 53 | 6 | 6 | 12 | 13 | | | | | | |
| HARRISON, JIM | 26 | 2 | 8 | 10 | 31 | | | | | | |
| HICKS, DOUG | 13 | 1 | 7 | 8 | 2 | | | | | | |
| MAGNUSON, KEITH | 67 | 2 | 4 | 6 | 145 | | | | | | |
| LOGAN, DAVID | 54 | 1 | 5 | 6 | 77 | | | | | | |

| GOALIES | GP | W | L | T | MIN | GA | SO | AVG |
|----------------|----|----|----|----|-------|-----|----|------|
| ESPOSITO, TONY | 64 | 28 | 22 | 14 | 3,840 | 168 | 5 | 2.63 |
| VEISOR, MIKE | 12 | 3 | 4 | 5 | 720 | 31 | 2 | 2.59 |
| JOHNSTON, ED | 4 | 1 | 3 | 0 | 240 | 17 | 0 | 4.25 |

1978-79 CHICAGO BLACKHAWKS

| | | | | | | | | | | |
|-------|-----|--------|---------|----------|---------|-----------|-----------|---------|---------|------------|
| MEDIA | NHL | MINORS | HISTORY | PLAYOFFS | RECORDS | TRADITION | OPPONENTS | 2016-17 | PLAYERS | LEADERSHIP |
|-------|-----|--------|---------|----------|---------|-----------|-----------|---------|---------|------------|

| GOALIES | GP | W | L | T | MINs | GA | SO | AVG |
|----------------|----|----|----|----|-------|-----|----|------|
| ESPOSITO, TONY | 63 | 24 | 28 | 11 | 3,780 | 206 | 4 | 3.28 |
| VEISOR, MIKE | 17 | 5 | 8 | 4 | 1,020 | 60 | 0 | 3.54 |

1979-80 CHICAGO BLACKHAWKS 34-27-19, 87 POINTS, 1ST SMYTHE DIVISION

| LEADERSHIP |
|------------|
| PLAYERS |
| 2016-17 |
| OPPONENTS |
| TRADITION |
| RECORDS |
| PLAYOFFS |
| HISTORY |
| MINORS |
| NHL |
| MEDIA |

| GM | DATE | OPPONENT | RESULT | SCORE | RECORD | GM | DATE | OPPONENT | RESULT | SCORE | RECORD |
|----|-------|----------------|--------|-------|----------|----|-------|----------------|--------|-------|----------|
| 1 | 10/10 | EDMONTON | W | 4-2 | 1-0-0 | 49 | 01/25 | @ Atlanta | T | 4-4 | 18-18-13 |
| 2 | 10/13 | @ Minnesota | L | 1-5 | 1-1-0 | 50 | 01/27 | MINNESOTA | W | 3-0 | 19-18-13 |
| 3 | 10/14 | HARTFORD | T | 3-3 | 1-1-1 | 51 | 01/30 | WASHINGTON | W | 5-2 | 20-18-13 |
| 4 | 10/17 | MONTREAL | W | 3-2 | 2-1-1 | 52 | 02/02 | @ Toronto | W | 5-4 | 21-18-13 |
| 5 | 10/20 | @ Atlanta | T | 2-2 | 2-1-2 | 53 | 02/05 | TORONTO | W | 4-2 | 22-18-13 |
| 6 | 10/21 | QUEBEC | L | 0-3 | 2-2-2 | 54 | 02/06 | @ Quebec | T | 3-3 | 22-18-14 |
| 7 | 10/24 | WINNIPEG | W | 4-0 | 3-2-2 | 55 | 02/09 | @ Boston | L | 2-5 | 22-19-14 |
| 8 | 10/27 | @ NY Islanders | L | 4-6 | 3-3-2 | 56 | 02/10 | PITTSBURGH | W | 3-2 | 23-19-14 |
| 9 | 10/28 | BOSTON | L | 1-4 | 3-4-2 | 57 | 02/13 | NY RANGERS | W | 3-1 | 24-19-14 |
| 10 | 10/31 | BUFFALO | T | 0-0 | 3-4-3 | 58 | 02/17 | ATLANTA | W | 3-2 | 25-19-14 |
| 11 | 11/03 | @ Detroit | L | 0-2 | 3-5-3 | 59 | 02/20 | TORONTO | W | 4-2 | 26-19-14 |
| 12 | 11/04 | LOS ANGELES | L | 3-5 | 3-6-3 | 60 | 02/23 | @ Washington | L | 2-6 | 26-20-14 |
| 13 | 11/08 | @ Buffalo | T | 3-3 | 3-6-4 | 61 | 02/24 | BUFFALO | W | 3-1 | 27-20-14 |
| 14 | 11/09 | @ Hartford | W | 4-2 | 4-6-4 | 62 | 02/27 | EDMONTON | L | 2-5 | 27-21-14 |
| 15 | 11/11 | HARTFORD | T | 5-5 | 4-6-5 | 63 | 03/01 | @ Minnesota | W | 4-1 | 28-21-14 |
| 16 | 11/14 | VANCOUVER | L | 2-5 | 4-7-5 | 64 | 03/02 | @ Winnipeg | W | 3-2 | 29-21-14 |
| 17 | 11/17 | @ Colorado | W | 4-1 | 5-7-5 | 65 | 03/05 | @ Vancouver | T | 3-3 | 29-21-15 |
| 18 | 11/18 | MINNESOTA | T | 3-3 | 5-7-6 | 66 | 03/07 | @ Colorado | W | 4-2 | 30-21-15 |
| 19 | 11/21 | WASHINGTON | W | 4-0 | 6-7-6 | 67 | 03/08 | @ Los Angeles | T | 3-3 | 30-21-16 |
| 20 | 11/24 | @ Toronto | W | 2-1 | 7-7-6 | 68 | 03/12 | PHILADELPHIA | L | 4-6 | 30-21-17 |
| 21 | 11/25 | ST. LOUIS | W | 6-3 | 8-7-6 | 69 | 03/14 | @ Edmonton | L | 4-6 | 30-22-17 |
| 22 | 11/28 | @ Edmonton | L | 2-4 | 8-8-6 | 70 | 03/16 | NY ISLANDERS | L | 1-6 | 30-23-17 |
| 23 | 11/30 | @ Vancouver | T | 1-1 | 8-8-7 | 71 | 03/19 | QUEBEC | W | 5-2 | 31-23-17 |
| 24 | 12/01 | @ Los Angeles | L | 0-7 | 8-9-7 | 72 | 03/22 | @ NY Islanders | T | 4-4 | 31-23-18 |
| 25 | 12/05 | @ NY Rangers | T | 3-3 | 8-9-8 | 73 | 03/23 | ATLANTA | W | 4-2 | 32-23-18 |
| 26 | 12/08 | @ Pittsburgh | T | 3-3 | 8-9-9 | 74 | 03/25 | @ Montreal | L | 4-8 | 32-23-19 |
| 27 | 12/09 | @ Philadelphia | T | 4-4 | 8-9-10 | 75 | 03/26 | @ Quebec | W | 7-2 | 33-24-19 |
| 28 | 12/12 | NY RANGERS | L | 2-5 | 8-10-10 | 76 | 03/30 | COLORADO | T | 2-2 | 33-24-19 |
| 29 | 12/13 | @ Buffalo | L | 2-5 | 8-11-10 | 77 | 04/01 | @ St. Louis | L | 2-5 | 33-25-19 |
| 30 | 12/15 | @ Boston | W | 2-1 | 9-11-10 | 78 | 04/02 | WINNIPEG | L | 2-5 | 33-26-19 |
| 31 | 12/16 | DETROIT | W | 7-3 | 10-11-10 | 79 | 04/05 | @ Detroit | W | 3-1 | 34-26-19 |
| 32 | 12/19 | PITTSBURGH | T | 0-0 | 10-11-11 | 80 | 04/06 | ST. LOUIS | L | 4-5 | 34-27-19 |
| 33 | 12/21 | @ Winnipeg | L | 1-4 | 10-12-11 | | | | | | |
| 34 | 12/23 | NY ISLANDERS | W | 8-0 | 11-12-11 | | | | | | |
| 35 | 12/26 | @ St. Louis | T | 3-3 | 11-12-12 | | | | | | |
| 36 | 12/28 | @ Washington | L | 2-6 | 11-13-12 | | | | | | |
| 37 | 12/30 | BOSTON | W | 5-3 | 12-13-12 | | | | | | |
| 38 | 01/02 | COLORADO | W | 5-2 | 13-13-12 | | | | | | |
| 39 | 01/05 | @ Montreal | W | 4-3 | 14-13-12 | | | | | | |
| 40 | 01/06 | VANCOUVER | W | 3-1 | 15-13-12 | | | | | | |
| 41 | 01/09 | LOS ANGELES | L | 1-6 | 15-14-12 | | | | | | |
| 42 | 01/12 | @ Pittsburgh | W | 3-2 | 16-14-12 | | | | | | |
| 43 | 01/13 | DETROIT | W | 3-2 | 17-14-12 | | | | | | |
| 44 | 01/16 | MONTREAL | L | 1-6 | 17-15-12 | | | | | | |
| 45 | 01/17 | @ Philadelphia | L | 1-5 | 17-16-12 | | | | | | |
| 46 | 01/19 | @ Hartford | L | 3-5 | 17-17-12 | | | | | | |
| 47 | 01/20 | @ NY Rangers | W | 2-1 | 18-17-12 | | | | | | |
| 48 | 01/23 | PHILADELPHIA | L | 1-4 | 18-18-12 | | | | | | |



| PLAYER | GP | G | A | PTS | PIM | PLAYER | GP | G | A | PTS | PIM |
|------------------------|----|----|----|-----|-----|--------------------|----|---|---|-----|-----|
| RUSKOWSKI, TERRY | 74 | 15 | 55 | 70 | 252 | LOGAN, DAVE | 12 | 2 | 3 | 5 | 34 |
| LYSIAK, TOM | 77 | 26 | 43 | 69 | 31 | HUTCHISON, DAVE | 38 | 0 | 5 | 5 | 73 |
| MULVEY, GRANT | 80 | 39 | 26 | 65 | 122 | RIBBLE, PAT | 23 | 1 | 2 | 3 | 14 |
| PRESTON, RICH | 80 | 31 | 30 | 61 | 70 | SUTTER, DARRYL | 8 | 2 | 0 | 2 | 2 |
| WILSON, DOUG | 73 | 12 | 49 | 61 | 70 | PATERSON, RICK | 11 | 0 | 2 | 2 | 0 |
| MURRAY, BOB | 74 | 16 | 34 | 50 | 60 | PHILLIPOFF, HAROLD | 9 | 0 | 0 | 0 | 20 |
| BULLEY, TED | 66 | 14 | 17 | 31 | 136 | MAGNUSON, KEITH | 3 | 0 | 0 | 0 | 4 |
| O'CONNELL, MIKE | 78 | 8 | 22 | 30 | 52 | ESPOSITO, TONY | 69 | 0 | 1 | 1 | 2 |
| HIGGINS, TIM | 74 | 13 | 12 | 25 | 50 | VEISOR, MIKE | 11 | 0 | 0 | 0 | 0 |
| SEDLBAUER, RON | 45 | 13 | 10 | 23 | 14 | | | | | | |
| BORDELEAU, JEAN-PIERRE | 45 | 7 | 14 | 21 | 28 | | | | | | |
| MARKS, JOHN | 74 | 6 | 15 | 21 | 51 | | | | | | |
| BROWN, KEITH | 76 | 2 | 18 | 20 | 27 | | | | | | |
| KERR, REG | 49 | 9 | 8 | 17 | 17 | | | | | | |
| DAIGLE, ALAIN | 66 | 7 | 9 | 16 | 22 | | | | | | |
| TRIMPER, TIM | 30 | 6 | 10 | 16 | 10 | | | | | | |
| FOX, GREG | 71 | 4 | 11 | 15 | 73 | | | | | | |
| LECUYER, DOUG | 53 | 3 | 10 | 13 | 59 | | | | | | |
| KOROLL, CLIFF | 47 | 3 | 4 | 7 | 6 | | | | | | |
| MIKITA, STAN | 17 | 2 | 5 | 7 | 12 | | | | | | |

| GOALIES | GP | W | L | T | MIN | GA | SO | AVG |
|----------------|----|----|----|----|------|-----|----|------|
| ESPOSITO, TONY | 69 | 31 | 22 | 16 | 4140 | 205 | 6 | 2.98 |
| VEISOR, MIKE | 11 | 3 | 5 | 3 | 660 | 36 | 0 | 3.28 |

1980-81 CHICAGO BLACKHAWKS

31-33-16, 78 POINTS, 2ND SMYTHE DIVISION

[illegible]

| | | | | | | | | | | |
|-------|-----|--------|---------|----------|---------|-----------|-----------|---------|---------|------------|
| MEDIA | NHL | MINORS | HISTORY | PLAYOFFS | RECORDS | TRADITION | OPPONENTS | 2016-17 | PLAYERS | LEADERSHIP |
|-------|-----|--------|---------|----------|---------|-----------|-----------|---------|---------|------------|

1981-82 CHICAGO BLACKHAWKS

30-38-12, 72 POINTS, 4TH NORRIS DIVISION

| LEADERSHIP |
|------------|
| PLAYERS |
| 2016-17 |
| OPPONENTS |
| TRADITION |
| RECORDS |
| PLAYOFFS |
| HISTORY |
| MINORS |
| NHL |
| MEDIA |

| GM | DATE | OPPONENT | RESULT | SCORE | RECORD | GM | DATE | OPPONENT | RESULT | SCORE | RECORD |
|----|-------|----------------|--------|-------|---------|----|-------|----------------|--------|-------|----------|
| 1 | 10/07 | PITTSBURGH | T | 5-5 | 0-0-1 | 49 | 01/25 | HARTFORD | L | 5-6 | 17-25-9 |
| 2 | 10/10 | @ Toronto | L | 8-9 | 0-0-1 | 50 | 01/27 | EDMONTON | T | 3-3 | 17-25-10 |
| 3 | 10/11 | CALGARY | W | 3-0 | 1-1-1 | 51 | 01/30 | @ Washington | L | 2-5 | 17-24-10 |
| 4 | 10/14 | BOSTON | L | 5-8 | 1-2-1 | 52 | 01/31 | TORONTO | L | 2-5 | 17-25-10 |
| 5 | 10/17 | @ St. Louis | L | 3-7 | 1-3-1 | 53 | 02/03 | ST. LOUIS | W | 9-5 | 18-25-10 |
| 6 | 10/18 | EDMONTON | W | 7-5 | 2-3-1 | 54 | 02/04 | @ Detroit | L | 4-6 | 18-26-10 |
| 7 | 10/21 | MONTREAL | T | 3-3 | 2-3-2 | 55 | 02/06 | @ Boston | W | 4-3 | 19-26-10 |
| 8 | 10/23 | @ Winnipeg | T | 5-5 | 2-3-3 | 56 | 02/07 | MINNESOTA | W | 5-2 | 20-26-10 |
| 9 | 10/25 | ST. LOUIS | T | 4-4 | 2-3-4 | 57 | 02/11 | NY ISLANDERS | L | 2-8 | 20-27-10 |
| 10 | 10/28 | WINNIPEG | W | 7-6 | 3-3-4 | 58 | 02/13 | @ Toronto | W | 6-4 | 21-27-10 |
| 11 | 10/31 | @ Hartford | T | 2-2 | 3-3-5 | 59 | 02/15 | VANCOUVER | L | 1-4 | 21-28-10 |
| 12 | 11/01 | TORONTO | W | 9-4 | 4-3-5 | 60 | 02/17 | BUFFALO | L | 2-3 | 21-29-10 |
| 13 | 11/04 | LOS ANGELES | W | 5-4 | 5-3-5 | 61 | 02/21 | QUEBEC | W | 5-3 | 22-29-10 |
| 14 | 11/06 | @ Winnipeg | L | 3-4 | 5-4-5 | 62 | 02/23 | @ NY Islanders | L | 1-5 | 22-30-10 |
| 15 | 11/08 | CALGARY | W | 10-4 | 6-4-5 | 63 | 02/24 | @ NY Rangers | L | 4-6 | 22-31-10 |
| 16 | 11/11 | DETROIT | T | 5-5 | 6-4-6 | 64 | 02/27 | @ Los Angeles | W | 5-3 | 23-31-10 |
| 17 | 11/14 | @ Detroit | L | 3-6 | 6-5-6 | 65 | 02/28 | @ Colorado | L | 3-5 | 23-32-10 |
| 18 | 11/15 | COLORADO | W | 10-0 | 7-5-6 | 66 | 03/03 | WINNIPEG | L | 2-4 | 23-33-10 |
| 19 | 11/18 | BUFFALO | W | 4-3 | 8-5-6 | 67 | 03/06 | PHILADELPHIA | W | 4-1 | 24-33-10 |
| 20 | 11/21 | @ Minnesota | W | 6-4 | 9-5-6 | 68 | 03/07 | BOSTON | W | 5-1 | 25-33-10 |
| 21 | 11/22 | MINNESOTA | T | 1-1 | 9-5-7 | 69 | 03/10 | @ Toronto | W | 7-6 | 26-33-10 |
| 22 | 11/25 | @ Vancouver | L | 2-6 | 9-6-7 | 70 | 03/11 | @ Montreal | L | 0-4 | 26-34-10 |
| 23 | 11/27 | @ Edmonton | L | 1-8 | 9-7-7 | 71 | 03/13 | @ Quebec | L | 3-9 | 26-35-10 |
| 24 | 11/28 | @ Calgary | T | 4-4 | 9-7-8 | 72 | 03/18 | @ Philadelphia | T | 4-4 | 26-35-11 |
| 25 | 12/02 | @ Colorado | L | 2-3 | 9-8-8 | 73 | 03/20 | @ Detroit | W | 4-3 | 27-35-11 |
| 26 | 12/05 | @ Los Angeles | W | 3-2 | 10-8-8 | 74 | 03/22 | @ Toronto | L | 5-8 | 27-36-11 |
| 27 | 12/09 | WASHINGTON | W | 7-3 | 11-8-8 | 75 | 03/24 | DETROIT | W | 6-4 | 28-36-11 |
| 28 | 12/12 | @ Minnesota | L | 3-6 | 11-9-8 | 76 | 03/27 | @ Pittsburgh | T | 3-3 | 28-36-12 |
| 29 | 12/13 | HARTFORD | W | 8-3 | 12-9-8 | 77 | 03/28 | ST. LOUIS | L | 3-8 | 28-37-12 |
| 30 | 12/16 | WINNIPEG | T | 3-3 | 12-9-9 | 78 | 03/31 | NY RANGERS | L | 1-4 | 28-38-12 |
| 31 | 12/19 | @ Washington | W | 6-4 | 13-9-9 | 79 | 04/03 | @ St. Louis | W | 7-4 | 29-38-12 |
| 32 | 12/20 | TORONTO | L | 1-3 | 13-10-9 | 80 | 04/04 | MINNESOTA | W | 4-3 | 30-38-12 |
| 33 | 12/23 | PHILADELPHIA | L | 6-7 | 13-11-9 | | | | | | |
| 34 | 12/26 | @ Winnipeg | W | 3-2 | 14-11-9 | | | | | | |
| 35 | 12/27 | ST. LOUIS | L | 3-4 | 14-12-9 | | | | | | |
| 36 | 12/29 | @ Quebec | L | 1-8 | 14-13-9 | | | | | | |
| 37 | 12/30 | @ Montreal | L | 3-6 | 14-14-9 | | | | | | |
| 38 | 01/02 | @ NY Islanders | L | 3-5 | 14-15-9 | | | | | | |
| 39 | 01/03 | DETROIT | W | 4-3 | 15-15-9 | | | | | | |
| 40 | 01/06 | PITTSBURGH | W | 6-3 | 16-15-9 | | | | | | |
| 41 | 01/09 | @ NY Rangers | L | 5-7 | 16-16-9 | | | | | | |
| 42 | 01/10 | VANCOUVER | W | 3-2 | 17-16-9 | | | | | | |
| 43 | 01/13 | @ Buffalo | L | 2-6 | 17-17-9 | | | | | | |
| 44 | 01/16 | @ St. Louis | L | 6-8 | 17-18-9 | | | | | | |
| 45 | 01/17 | @ Minnesota | L | 5-7 | 17-19-9 | | | | | | |
| 46 | 01/20 | DETROIT | L | 4-5 | 17-20-9 | | | | | | |
| 47 | 01/22 | @ Winnipeg | L | 5-6 | 17-21-9 | | | | | | |
| 48 | 01/23 | MINNESOTA | L | 4-8 | 17-22-9 | | | | | | |



| PLAYER | GP | G | A | PTS | PIM | PLAYER | GP | G | A | PTS | PIM |
|------------------|----|----|----|-----|-----|---------------------|----|---|---|-----|-----|
| SAVARD, DENIS | 80 | 32 | 87 | 119 | 82 | DUPONT, JEROME | 34 | 0 | 4 | 4 | 51 |
| WILSON, DOUG | 76 | 39 | 46 | 85 | 54 | LUDZIK, STEVE | 8 | 2 | 1 | 3 | 2 |
| LYSIAK, TOM | 71 | 32 | 50 | 82 | 84 | ZAHARKO, MILES | 15 | 1 | 2 | 3 | 18 |
| SECORD, AL | 80 | 44 | 31 | 75 | 303 | ROBIDOUX, FLORENT | 4 | 1 | 2 | 3 | 0 |
| HIGGINS, TIM | 74 | 20 | 30 | 50 | 85 | FEAMSTER, DAVE | 29 | 0 | 2 | 2 | 29 |
| MULVEY, GRANT | 73 | 30 | 19 | 49 | 141 | MARKS, JOHN | 13 | 1 | 0 | 1 | 7 |
| PRESTON, RICH | 75 | 15 | 28 | 43 | 30 | LARMER, STEVE | 3 | 0 | 0 | 0 | 0 |
| CROSSMAN, DOUG | 70 | 12 | 28 | 40 | 24 | TANTI, TONY | 2 | 0 | 0 | 0 | 0 |
| KERR, REG | 59 | 11 | 28 | 39 | 39 | MURRAY, TROY | 1 | 0 | 0 | 0 | 0 |
| RUSKOWSKI, TERRY | 60 | 7 | 30 | 37 | 120 | ESPOSITO, TONY | 52 | 0 | 2 | 2 | 0 |
| SUTTER, DARRYL | 40 | 23 | 12 | 35 | 31 | BANNERMAN, MURRAY | 29 | 0 | 1 | 1 | 0 |
| BULLEY, TED | 59 | 12 | 18 | 30 | 120 | SKORODENSKI, WARREN | 1 | 0 | 0 | 0 | 0 |
| MURRAY, BOB | 45 | 8 | 22 | 30 | 48 | | | | | | |
| MARSH, PETER | 57 | 10 | 18 | 28 | 47 | | | | | | |
| BROWN, KEITH | 33 | 4 | 20 | 24 | 26 | | | | | | |
| GARDNER, BILL | 69 | 8 | 15 | 23 | 20 | | | | | | |
| HUTCHISON, DAVE | 66 | 5 | 18 | 23 | 246 | | | | | | |
| FOX, GREG | 79 | 2 | 19 | 21 | 137 | | | | | | |
| SHARPLEY, GLEN | 36 | 9 | 7 | 16 | 11 | | | | | | |
| PATERSON, RICK | 48 | 4 | 7 | 11 | 8 | | | | | | |

GOALIES

| GOALIES | GP | W | L | T | MINS | GA | SO | AVG |
|---------------------|----|----|----|---|-------|-----|----|------|
| ESPOSITO, TONY | 52 | 19 | 25 | 8 | 3,069 | 231 | 1 | 4.53 |
| BANNERMAN, MURRAY | 29 | 11 | 12 | 4 | 1,671 | 116 | 1 | 4.18 |
| SKORODENSKI, WARREN | 1 | 0 | 1 | 0 | 60 | 5 | 0 | 5.05 |

1982-83 CHICAGO BLACKHAWKS

47-23-10, 104 POINTS, 1ST NORRIS DIVISION

| GM | DATE | OPPONENT | RESULT | SCORE | RECORD | GM | DATE | OPPONENT | RESULT | SCORE | RECORD |
|----|-------|----------------|--------|-------|---------|----|-------|----------------|--------|-------|----------|
| 1 | 10/06 | TORONTO | T | 3-3 | 0-0-1 | 49 | 01/23 | HARTFORD | W | 4-2 | 30-12-7 |
| 2 | 10/09 | @ Montreal | W | 8-7 | 1-0-1 | 50 | 01/26 | VANCOUVER | L | 1-5 | 30-13-7 |
| 3 | 10/10 | WINNIPEG | L | 3-5 | 1-1-1 | 51 | 01/28 | @ Buffalo | L | 2-6 | 30-14-7 |
| 4 | 10/13 | ST. LOUIS | W | 6-4 | 2-1-1 | 52 | 01/30 | @ NY Rangers | W | 5-4 | 31-14-7 |
| 5 | 10/16 | @ Toronto | W | 3-2 | 3-1-1 | 53 | 02/01 | @ St. Louis | W | 5-0 | 32-14-7 |
| 6 | 10/17 | DETROIT | W | 6-4 | 4-1-1 | 54 | 02/02 | PITTSBURGH | W | 7-4 | 33-14-7 |
| 7 | 10/20 | BUFFALO | W | 4-0 | 5-1-1 | 55 | 02/05 | DETROIT | W | 4-3 | 34-14-7 |
| 8 | 10/25 | @ St. Louis | L | 4-5 | 5-2-1 | 56 | 02/06 | NY RANGERS | W | 4-1 | 35-14-7 |
| 9 | 10/24 | NY ISLANDERS | W | 4-2 | 6-2-1 | 57 | 02/09 | NEW JERSEY | W | 5-4 | 36-14-7 |
| 10 | 10/27 | @ Edmonton | T | 4-4 | 6-2-2 | 58 | 02/12 | @ Minnesota | L | 4-5 | 36-15-7 |
| 11 | 10/29 | @ Vancouver | T | 2-2 | 6-2-3 | 59 | 02/13 | QUEBEC | L | 4-5 | 36-16-7 |
| 12 | 10/30 | @ Los Angeles | T | 5-5 | 6-2-4 | 60 | 02/16 | CALGARY | W | 5-3 | 37-16-7 |
| 13 | 11/03 | WASHINGTON | T | 3-3 | 6-2-5 | 61 | 02/19 | @ Hartford | W | 4-2 | 38-16-7 |
| 14 | 11/07 | TORONTO | W | 7-3 | 7-2-5 | 62 | 02/23 | NY ISLANDERS | T | 4-4 | 38-16-8 |
| 15 | 11/10 | MONTREAL | W | 6-3 | 8-2-5 | 63 | 02/26 | @ Minnesota | T | 4-4 | 38-16-9 |
| 16 | 11/13 | @ Detroit | W | 3-2 | 9-2-5 | 64 | 02/27 | MINNESOTA | L | 1-2 | 38-17-9 |
| 17 | 11/14 | MINNESOTA | W | 5-4 | 10-2-5 | 65 | 03/02 | LOS ANGELES | W | 5-3 | 39-17-9 |
| 18 | 11/17 | NEW JERSEY | W | 5-3 | 11-2-5 | 66 | 03/05 | @ Boston | L | 3-6 | 39-18-9 |
| 19 | 11/20 | @ NY Islanders | L | 4-5 | 11-3-5 | 67 | 03/06 | MONTREAL | W | 5-4 | 40-18-9 |
| 20 | 11/21 | DETROIT | W | 3-0 | 12-3-5 | 68 | 03/08 | @ Philadelphia | W | 4-1 | 41-18-9 |
| 21 | 11/24 | @ Winnipeg | W | 7-5 | 13-3-5 | 69 | 03/10 | @ Detroit | L | 2-4 | 41-19-9 |
| 22 | 11/26 | @ Hartford | W | 4-3 | 14-3-5 | 70 | 03/12 | @ Toronto | L | 2-4 | 41-20-9 |
| 23 | 11/27 | @ Quebec | W | 3-1 | 15-3-5 | 71 | 03/13 | @ Pittsburgh | W | 4-3 | 42-20-9 |
| 24 | 11/29 | @ New Jersey | W | 3-1 | 16-3-5 | 72 | 03/16 | ST. LOUIS | W | 4-1 | 43-20-9 |
| 25 | 12/01 | @ Pittsburgh | W | 4-2 | 17-3-5 | 73 | 03/20 | TORONTO | W | 7-3 | 44-20-9 |
| 26 | 12/04 | @ Washington | L | 2-4 | 17-4-5 | 74 | 03/21 | @ Minnesota | L | 3-4 | 44-21-9 |
| 27 | 12/05 | @ Buffalo | T | 3-3 | 17-4-6 | 75 | 03/24 | @ Calgary | L | 5-6 | 44-22-9 |
| 28 | 12/08 | NY RANGERS | W | 7-2 | 18-4-6 | 76 | 03/25 | @ Vancouver | T | 3-3 | 44-22-10 |
| 29 | 12/11 | @ Boston | L | 2-4 | 18-5-6 | 77 | 03/27 | DETROIT | W | 6-0 | 45-22-10 |
| 30 | 12/12 | QUEBEC | W | 7-3 | 19-5-6 | 78 | 03/30 | MINNESOTA | W | 5-0 | 46-22-10 |
| 31 | 12/15 | WINNIPEG | W | 10-3 | 20-5-6 | 79 | 04/02 | @ St. Louis | L | 2-4 | 46-23-10 |
| 32 | 12/18 | @ Toronto | W | 8-5 | 21-5-6 | 80 | 04/03 | ST. LOUIS | W | 7-2 | 47-23-10 |
| 33 | 12/19 | LOS ANGELES | W | 6-4 | 22-5-6 | | | | | | |
| 34 | 12/22 | TORONTO | W | 4-3 | 23-5-6 | | | | | | |
| 35 | 12/26 | ST. LOUIS | W | 7-4 | 24-5-6 | | | | | | |
| 36 | 12/28 | @ Calgary | L | 2-3 | 24-6-6 | | | | | | |
| 37 | 12/29 | @ Edmonton | W | 8-6 | 25-6-6 | | | | | | |
| 38 | 12/31 | @ Detroit | L | 1-4 | 25-7-6 | | | | | | |
| 39 | 01/02 | PHILADELPHIA | L | 1-3 | 25-8-6 | | | | | | |
| 40 | 01/04 | @ St. Louis | W | 4-2 | 26-8-6 | | | | | | |
| 41 | 01/05 | BOSTON | L | 1-4 | 26-9-6 | | | | | | |
| 42 | 01/08 | @ Minnesota | L | 1-4 | 26-10-6 | | | | | | |
| 43 | 01/09 | MINNESOTA | W | 6-3 | 27-10-6 | | | | | | |
| 44 | 01/12 | EDMONTON | L | 4-10 | 27-11-6 | | | | | | |
| 45 | 01/15 | @ Philadelphia | T | 4-4 | 27-11-7 | | | | | | |
| 46 | 01/16 | DETROIT | W | 4-2 | 28-11-7 | | | | | | |
| 47 | 01/19 | WASHINGTON | L | 4-6 | 28-12-7 | | | | | | |
| 48 | 01/22 | @ Toronto | W | 3-2 | 29-12-7 | | | | | | |



| PLAYER | GP | G | A | PTS | PIM | PLAYER | GP | G | A | PTS | PIM |
|----------------|----|----|----|-----|-----|-------------------|----|---|----|-----|-----|
| SAVARD, DENIS | 78 | 35 | 86 | 121 | 99 | O'CALLAHAN, JACK | 39 | 0 | 11 | 11 | 46 |
| LARMER, STEVE | 80 | 45 | 47 | 90 | 28 | FIDLER, MIKE | 4 | 2 | 1 | 3 | 4 |
| SECORD, AL | 80 | 54 | 32 | 86 | 180 | RUSKOWSKI, TERRY | 5 | 0 | 2 | 2 | 12 |
| WILSON, DOUG | 74 | 18 | 51 | 69 | 58 | TANZI, TONY | 1 | 1 | 0 | 1 | 0 |
| SUTTER, DARRYL | 80 | 31 | 30 | 61 | 53 | MULVEY, GRANT | 3 | 0 | 0 | 0 | 0 |
| LYSIAK, TOM | 61 | 23 | 38 | 61 | 27 | DUPONT, JEROME | 1 | 0 | 0 | 0 | 0 |
| PRESTON, RICH | 79 | 25 | 28 | 53 | 64 | BANNERMAN, MURRAY | 41 | 0 | 1 | 1 | 2 |
| CROSSMAN, DOUG | 80 | 13 | 40 | 53 | 46 | ESPOSITO, TONY | 39 | 0 | 0 | 0 | 0 |
| GARDNER, BILL | 77 | 15 | 25 | 40 | 12 | | | | | | |
| MURRAY, BOB | 79 | 7 | 32 | 39 | 73 | | | | | | |
| BROWN, KEITH | 50 | 4 | 27 | 31 | 20 | | | | | | |
| LUDZIK, STEVE | 66 | 6 | 19 | 25 | 63 | | | | | | |
| PATERSON, RICK | 79 | 14 | 9 | 23 | 14 | | | | | | |
| HIGGINS, TIM | 64 | 14 | 9 | 23 | 63 | | | | | | |
| MARSH, PETER | 68 | 6 | 14 | 20 | 55 | | | | | | |
| FRASER, CURT | 38 | 6 | 13 | 19 | 77 | | | | | | |
| FEAMSTER, DAVE | 78 | 6 | 12 | 18 | 69 | | | | | | |
| MURRAY, TROY | 54 | 8 | 8 | 16 | 27 | | | | | | |
| CYR, DENIS | 41 | 7 | 8 | 15 | 2 | | | | | | |
| FOX, GREG | 76 | 0 | 12 | 12 | 81 | | | | | | |

| GOALIES | GP | W | L | T | MINS | GA | SO | AVG |
|-------------------|----|----|----|---|-------|-----|----|------|
| BANNERMAN, MURRAY | 41 | 24 | 12 | 5 | 2,460 | 127 | 4 | 3.10 |
| ESPOSITO, TONY | 39 | 23 | 11 | 5 | 2,340 | 135 | 1 | 3.47 |

1983-84 CHICAGO BLACKHAWKS

30-42-8, 68 POINTS, 4TH NORRIS DIVISION

| LEADERSHIP |
|------------|
| PLAYERS |
| 2016-17 |
| OPPONENTS |
| TRADITION |
| RECORDS |
| PLAYOFFS |
| HISTORY |
| MINORS |
| NHL |
| MEDIA |

| GM | DATE | OPPONENT | RESULT | SCORE | RECORD | GM | DATE | OPPONENT | RESULT | SCORE | RECORD |
|----|-------|----------------|--------|--------|---------|----|-------|---------------|--------|--------|---------|
| 1 | 10/05 | ST. LOUIS | W | 4-3 | 1-0-0 | 48 | 01/20 | @ Washington | L | 3-5 | 18-26-4 |
| 2 | 10/08 | @ ST. Louis | L | 1-4 | 1-1-0 | 49 | 01/21 | @ Quebec | T | 4-4 OT | 18-26-5 |
| 3 | 10/09 | DETROIT | W | 6-4 | 2-1-0 | 50 | 01/23 | @ Toronto | W | 6-2 | 19-26-5 |
| 4 | 10/12 | VANCOUVER | W | 2-1 | 3-1-0 | 51 | 01/25 | MINNESOTA | L | 3-5 | 19-27-5 |
| 5 | 10/15 | @ Toronto | L | 8-10 | 3-2-0 | 52 | 01/28 | @ Minnesota | W | 4-2 | 20-27-5 |
| 6 | 10/16 | MINNESOTA | W | 4-3 | 4-2-0 | 53 | 01/29 | PHILADELPHIA | T | 5-5 OT | 20-27-6 |
| 7 | 10/19 | NEW JERSEY | W | 6-3 | 5-2-0 | 54 | 02/01 | TORONTO | W | 7-2 | 21-27-6 |
| 8 | 10/22 | @ St. Louis | L | 1-2 | 5-3-0 | 55 | 02/03 | @ Winnipeg | L | 3-7 | 21-28-6 |
| 9 | 10/23 | CALGARY | W | 7-4 | 6-3-0 | 56 | 02/05 | HARTFORD | L | 3-4 | 21-29-6 |
| 10 | 10/25 | BOSTON | W | 5-1 | 7-3-0 | 57 | 02/08 | @ Los Angeles | L | 0-1 | 21-30-6 |
| 11 | 10/27 | PITTSBURGH | L | 2-4 | 7-4-0 | 58 | 02/11 | @ St. Louis | T | 1-1 OT | 21-30-7 |
| 12 | 10/30 | HARTFORD | W | 6-1 | 8-4-0 | 59 | 02/12 | CALGARY | L | 4-6 | 21-31-7 |
| 13 | 11/03 | @ Detroit | L | 4-7 | 8-5-0 | 60 | 02/15 | QUEBEC | W | 5-2 | 22-31-7 |
| 14 | 11/05 | @ Minnesota | L | 5-10 | 8-6-0 | 61 | 02/18 | @ Detroit | L | 0-6 | 22-32-7 |
| 15 | 11/06 | @ New Jersey | L | 3-6 | 8-7-0 | 62 | 02/19 | ST. LOUIS | W | 6-5 | 23-32-7 |
| 16 | 11/09 | MONTREAL | L | 0-3 | 8-8-0 | 63 | 02/22 | WASHINGTON | W | 4-2 | 24-32-7 |
| 17 | 11/12 | @ Hartford | L | 1-6 | 8-9-0 | 64 | 02/25 | @ Pittsburgh | T | 3-3 OT | 24-32-8 |
| 18 | 11/13 | EDMONTON | W | 5-3 | 9-9-0 | 65 | 02/26 | DETROIT | L | 2-4 | 24-33-8 |
| 19 | 11/16 | ST. LOUIS | W | 4-3 | 10-9-0 | 66 | 02/29 | BUFFALO | W | 4-3 | 25-33-8 |
| 20 | 11/19 | @ Montreal | T | 5-5 OT | 10-9-1 | 67 | 03/03 | @ Minnesota | L | 3-6 | 25-34-8 |
| 21 | 11/20 | MINNESOTA | L | 3-4 | 10-10-1 | 68 | 03/04 | TORONTO | W | 5-4 | 26-34-8 |
| 22 | 11/23 | @ Washington | T | 2-2 OT | 10-10-2 | 69 | 03/07 | @ Edmonton | L | 4-7 | 26-35-8 |
| 23 | 11/25 | @ Buffalo | L | 2-5 | 10-11-2 | 70 | 03/09 | @ Vancouver | L | 3-4 OT | 26-36-8 |
| 24 | 11/26 | @ NY Islanders | L | 3-9 | 10-12-2 | 71 | 03/11 | @ Los Angeles | L | 3-4 | 26-37-8 |
| 25 | 11/29 | @ New Jersey | L | 2-3 | 10-13-2 | 72 | 03/14 | @ Winnipeg | L | 4-6 | 26-38-8 |
| 26 | 11/30 | @ NY Rangers | W | 4-0 | 11-13-2 | 73 | 03/16 | @ Calgary | L | 5-6 | 26-39-8 |
| 27 | 12/03 | @ Quebec | L | 2-3 | 11-14-2 | 74 | 03/19 | @ Montreal | L | 1-2 | 26-40-8 |
| 28 | 12/07 | BUFFALO | W | 4-2 | 12-14-2 | 75 | 03/21 | WINNIPEG | W | 6-2 | 27-40-8 |
| 29 | 12/08 | @ Philadelphia | L | 2-3 | 12-15-2 | 76 | 03/24 | @ Toronto | L | 3-7 | 27-41-8 |
| 30 | 12/11 | DETROIT | W | 4-2 | 13-15-2 | 77 | 03/25 | TORONTO | W | 5-4 | 28-41-8 |
| 31 | 12/13 | @ St. Louis | L | 1-4 | 13-16-2 | 78 | 03/28 | MINNESOTA | L | 3-6 | 28-42-8 |
| 32 | 12/14 | LOS ANGELES | L | 5-6 | 13-17-2 | 79 | 03/31 | @ Detroit | W | 4-2 | 29-42-8 |
| 33 | 12/17 | @ Boston | W | 5-2 | 14-17-2 | 80 | 04/01 | DETROIT | W | 4-3 | 30-42-8 |
| 34 | 12/18 | BOSTON | L | 1-5 | 14-18-2 | | | | | | |
| 35 | 12/21 | PHILADELPHIA | T | 3-3 OT | 14-18-3 | | | | | | |
| 36 | 12/23 | @ NY Rangers | L | 2-3 | 14-19-3 | | | | | | |
| 37 | 12/26 | ST. LOUIS | W | 3-1 | 15-19-3 | | | | | | |
| 38 | 12/28 | NY RANGERS | L | 4-7 | 15-20-3 | | | | | | |
| 39 | 12/31 | @ Detroit | L | 3-4 | 15-21-3 | | | | | | |
| 40 | 01/02 | @ Minnesota | L | 5-6 | 15-22-3 | | | | | | |
| 41 | 01/04 | TORONTO | W | 5-1 | 16-22-3 | | | | | | |
| 42 | 01/07 | @ NY Islanders | L | 3-5 | 16-23-3 | | | | | | |
| 43 | 01/08 | VANCOUVER | W | 2-0 | 17-23-3 | | | | | | |
| 44 | 01/11 | EDMONTON | L | 3-5 | 17-24-3 | | | | | | |
| 45 | 01/14 | @ Toronto | T | 2-2 OT | 17-24-4 | | | | | | |
| 46 | 01/15 | PITTSBURGH | W | 2-0 | 18-24-4 | | | | | | |
| 47 | 01/18 | NY ISLANDERS | L | 1-9 | 18-25-4 | | | | | | |



| PLAYER | GP | G | A | PTS | PIM | PLAYER | GP | G | A | PTS | PIM |
|------------------|----|----|----|-----|-----|-------------------|----|---|---|-----|-----|
| SAVARD, DENIS | 75 | 37 | 57 | 94 | 71 | HIGGINS, TIM | 32 | 1 | 4 | 5 | 21 |
| LARMER, STEVE | 80 | 35 | 40 | 75 | 34 | FOX, GREG | 24 | 0 | 5 | 5 | 31 |
| WILSON, DOUG | 66 | 13 | 45 | 58 | 64 | DIETRICH, DON | 17 | 0 | 5 | 5 | 0 |
| GARDNER, BILL | 79 | 27 | 21 | 48 | 12 | MCMURCHY, TOM | 27 | 3 | 1 | 4 | 42 |
| MURRAY, BOB | 78 | 11 | 37 | 48 | 78 | DUPONT, JEROME | 36 | 2 | 2 | 4 | 116 |
| LYSIAK, TOM | 54 | 17 | 30 | 47 | 35 | BOYD, RANDY | 23 | 0 | 4 | 4 | 16 |
| SLITTER, DARRYL | 59 | 20 | 20 | 40 | 44 | ROBIDOUX, FLORENT | 9 | 0 | 0 | 0 | 0 |
| BROWN, KEITH | 74 | 10 | 25 | 35 | 94 | PELANSKY, PERRY | 4 | 0 | 0 | 0 | 5 |
| WILSON, BEHN | 59 | 10 | 22 | 32 | 143 | FRANLEY, DAN | 3 | 0 | 0 | 0 | 0 |
| MURRAY, TROY | 61 | 15 | 15 | 30 | 45 | ANHOLT, DARRYL | 1 | 0 | 0 | 0 | 0 |
| LUDZIK, STEVE | 80 | 9 | 20 | 29 | 73 | CANAZZOLA, JIM | 1 | 0 | 0 | 0 | 0 |
| PRESTON, RICH | 75 | 10 | 18 | 28 | 50 | CASSIDY, BRUCE | 1 | 0 | 0 | 0 | 0 |
| CYR, DENIS | 46 | 12 | 13 | 25 | 19 | BANNERMAN, MURRAY | 56 | 0 | 4 | 4 | 17 |
| LARMER, JEFF | 36 | 9 | 13 | 22 | 20 | ESPOSITO, TONY | 18 | 0 | 3 | 3 | 0 |
| FRASER, CURT | 29 | 5 | 12 | 17 | 28 | JANECEK, BOB | 8 | 0 | 0 | 0 | 2 |
| O'CALLAHAN, JACK | 70 | 4 | 13 | 17 | 67 | | | | | | |
| PATERSON, RICK | 72 | 7 | 6 | 13 | 41 | | | | | | |
| YAREMCHUK, KEN | 47 | 6 | 7 | 13 | 19 | | | | | | |
| FEAMSTER, DAVE | 46 | 6 | 7 | 13 | 42 | | | | | | |
| MARSH, PETER | 43 | 4 | 6 | 10 | 44 | | | | | | |
| SECORD, AL | 14 | 4 | 4 | 8 | 77 | | | | | | |

GOALIES

| | GP | W | L | T | MINS | GA | SO | AVG |
|-------------------|----|----|----|---|-------|-----|----|------|
| BANNERMAN, MURRAY | 56 | 23 | 29 | 4 | 3,335 | 188 | 2 | 3.39 |
| ESPOSITO, TONY | 18 | 5 | 10 | 3 | 1,095 | 88 | 1 | 4.84 |
| JANECEK, BOB | 8 | 2 | 3 | 1 | 412 | 28 | 0 | 4.10 |

1984-85 CHICAGO BLACKHAWKS

38-35-7, 83 POINTS, 2ND NORRIS DIVISION

| GM | DATE | OPPONENT | RESULT | SCORE | RECORD | GM | DATE | OPPONENT | RESULT | SCORE | RECORD |
|----|-------|----------------|--------|--------|---------|----|-------|--------------|--------|--------|---------|
| 1 | 10/11 | DETROIT | W | 7-3 | 1-0-0 | 49 | 01/26 | @ Toronto | W | 5-2 | 22-24-3 |
| 2 | 10/13 | @ NY Islanders | L | 6-7 OT | 1-1-0 | 50 | 01/27 | TORONTO | L | 2-6 | 22-25-3 |
| 3 | 10/14 | WASHINGTON | L | 3-5 | 1-2-0 | 51 | 01/30 | WINNIPEG | L | 3-6 | 22-26-3 |
| 4 | 10/17 | ST. LOUIS | W | 4-3 | 2-2-0 | 52 | 02/02 | @ St. Louis | L | 1-5 | 22-27-3 |
| 5 | 10/20 | @ Detroit | L | 4-7 | 2-3-0 | 53 | 02/05 | ST. LOUIS | L | 4-6 | 22-28-3 |
| 6 | 10/21 | LOS ANGELES | W | 5-2 | 3-3-0 | 54 | 02/06 | TORONTO | W | 3-2 | 23-28-3 |
| 7 | 10/24 | VANCOUVER | W | 9-3 | 4-3-0 | 55 | 02/09 | @ Boston | W | 6-5 | 24-28-3 |
| 8 | 10/27 | @ St. Louis | W | 5-4 | 5-3-0 | 56 | 02/10 | BOSTON | W | 4-3 | 25-28-3 |
| 9 | 10/28 | HARTFORD | L | 1-4 | 5-4-0 | 57 | 02/14 | PITTSBURGH | W | 5-4 | 26-28-3 |
| 10 | 10/30 | @ Minnesota | T | 5-5 OT | 5-4-1 | 58 | 02/16 | @ Detroit | L | 4-7 | 26-29-3 |
| 11 | 11/02 | @ Edmonton | L | 2-4 | 5-5-1 | 59 | 02/17 | DETROIT | T | 4-4 OT | 26-29-4 |
| 12 | 11/03 | @ Vancouver | L | 4-6 | 5-6-1 | 60 | 02/20 | MONTREAL | W | 3-2 | 27-29-4 |
| 13 | 11/05 | @ Los Angeles | W | 3-2 | 6-6-1 | 61 | 02/22 | @ Minnesota | L | 1-4 | 27-30-4 |
| 14 | 11/07 | @ Calgary | W | 5-3 | 7-6-1 | 62 | 02/24 | DETROIT | W | 3-2 | 28-30-4 |
| 15 | 11/10 | @ Toronto | T | 4-4 OT | 7-6-2 | 63 | 02/25 | @ Toronto | W | 4-3 OT | 29-30-4 |
| 16 | 11/14 | NY RANGERS | W | 6-4 | 8-6-2 | 64 | 02/27 | NEW JERSEY | W | 6-3 | 30-30-4 |
| 17 | 11/17 | @ Hartford | W | 7-0 | 9-6-2 | 65 | 03/02 | @ St. Louis | T | 4-4 OT | 30-30-5 |
| 18 | 11/18 | QUEBEC | L | 3-5 | 9-7-2 | 66 | 03/05 | ST. LOUIS | W | 5-2 | 31-30-5 |
| 19 | 11/20 | @ Quebec | L | 2-3 OT | 9-8-2 | 67 | 03/06 | @ Minnesota | W | 5-4 | 32-30-5 |
| 20 | 11/22 | @ Montreal | L | 2-3 | 9-9-2 | 68 | 03/08 | @ Buffalo | L | 2-7 | 32-31-5 |
| 21 | 11/24 | @ Boston | W | 2-1 | 10-9-2 | 69 | 03/10 | MINNESOTA | L | 2-3 | 32-32-5 |
| 22 | 11/25 | @ Washington | L | 0-5 | 10-10-2 | 70 | 03/11 | @ NY Rangers | W | 4-3 OT | 33-32-5 |
| 23 | 11/27 | @ Philadelphia | L | 2-4 | 10-11-2 | 71 | 03/13 | NY ISLANDERS | L | 3-4 | 33-33-5 |
| 24 | 11/29 | @ Pittsburgh | W | 6-3 | 11-11-2 | 72 | 03/17 | @ Vancouver | W | 6-4 | 34-33-5 |
| 25 | 12/01 | @ New Jersey | W | 5-3 | 12-11-2 | 73 | 03/20 | @ Edmonton | L | 4-6 | 34-34-5 |
| 26 | 12/05 | LOS ANGELES | T | 5-5 OT | 12-11-3 | 74 | 03/22 | @ Calgary | W | 3-1 | 35-34-5 |
| 27 | 12/08 | @ Detroit | L | 4-5 | 12-12-3 | 75 | 03/27 | PHILADELPHIA | W | 5-2 | 36-34-5 |
| 28 | 12/09 | TORONTO | W | 7-2 | 13-12-3 | 76 | 03/29 | @ Winnipeg | T | 5-5 OT | 36-34-6 |
| 29 | 12/12 | DETROIT | W | 5-1 | 14-12-3 | 77 | 03/31 | EDMONTON | L | 3-7 | 36-35-6 |
| 30 | 12/15 | @ Minnesota | W | 5-3 | 15-12-3 | 78 | 04/03 | NEW JERSEY | W | 5-0 | 37-35-6 |
| 31 | 12/16 | MINNESOTA | L | 3-5 | 15-13-3 | 79 | 04/06 | @ Detroit | T | 2-2 OT | 37-35-7 |
| 32 | 12/19 | BUFFALO | L | 3-6 | 15-14-3 | 80 | 04/07 | NY RANGERS | W | 3-1 | 38-35-7 |
| 33 | 12/21 | TORONTO | W | 4-3 | 16-14-3 | | | | | | |
| 34 | 12/23 | QUEBEC | L | 2-3 OT | 16-15-3 | | | | | | |
| 35 | 12/26 | @ St. Louis | L | 3-4 | 16-16-3 | | | | | | |
| 36 | 12/29 | @ Toronto | W | 5-4 | 17-16-3 | | | | | | |
| 37 | 12/30 | CALGARY | L | 2-5 | 17-17-3 | | | | | | |
| 38 | 01/02 | MONTREAL | W | 3-2 | 18-17-3 | | | | | | |
| 39 | 01/05 | @ Hartford | L | 3-4 | 18-18-3 | | | | | | |
| 40 | 01/06 | ST. LOUIS | L | 2-3 | 18-19-3 | | | | | | |
| 41 | 01/09 | MINNESOTA | W | 4-3 | 19-19-3 | | | | | | |
| 42 | 01/10 | @ Philadelphia | L | 1-6 | 19-20-3 | | | | | | |
| 43 | 01/13 | NY ISLANDERS | L | 5-6 | 19-21-3 | | | | | | |
| 44 | 01/16 | WINNIPEG | W | 6-3 | 20-21-3 | | | | | | |
| 45 | 01/18 | @ Buffalo | L | 3-4 | 20-22-3 | | | | | | |
| 46 | 01/19 | @ Pittsburgh | L | 4-5 | 20-23-3 | | | | | | |
| 47 | 01/21 | MINNESOTA | W | 7-2 | 21-23-3 | | | | | | |
| 48 | 01/23 | WASHINGTON | L | 2-3 | 21-24-3 | | | | | | |




| PLAYER | GP | G | A | PTS | PIM | PLAYER | GP | G | A | PTS | PIM |
|------------------|----|----|----|-----|-----|---------------------|----|---|---|-----|-----|
| SAVARD, DENIS | 79 | 38 | 67 | 105 | 56 | BERGEVIN, MARC | 60 | 0 | 6 | 6 | 54 |
| LARMER, STEVE | 80 | 46 | 40 | 86 | 16 | FEAMSTER, DAVE | 16 | 1 | 3 | 4 | 14 |
| WILSON, DOUG | 78 | 22 | 54 | 76 | 44 | MCMURCHY, TOM | 15 | 1 | 2 | 3 | 13 |
| MURRAY, TROY | 80 | 26 | 40 | 66 | 82 | PRESLEY, WAYNE | 3 | 0 | 1 | 1 | 0 |
| GARDNER, BILL | 74 | 17 | 34 | 51 | 12 | LARMER, JEFF | 7 | 0 | 0 | 0 | 0 |
| FRASER, CURT | 73 | 25 | 25 | 50 | 109 | BOYD, RANDY | 3 | 0 | 0 | 0 | 6 |
| OLCZYK, ED | 70 | 20 | 30 | 50 | 67 | BANNERMAN, MURRAY | 60 | 0 | 1 | 1 | 8 |
| LYSIAK, TOM | 74 | 16 | 30 | 46 | 13 | SKORODENSKI, WARREN | 27 | 0 | 0 | 0 | 2 |
| MURRAY, BOB | 80 | 5 | 38 | 43 | 56 | PANG, DARREN | 1 | 0 | 0 | 0 | 0 |
| SUTTER, DARRYL | 49 | 20 | 18 | 38 | 12 | CLIFFORD, CHRIS | 1 | 0 | 0 | 0 | 0 |
| WILSON, BEHN | 76 | 10 | 23 | 33 | 185 | | | | | | |
| LUDZIK, STEVE | 79 | 11 | 20 | 31 | 86 | | | | | | |
| SECORD, AL | 51 | 15 | 11 | 26 | 193 | | | | | | |
| YAREMCHUK, KEN | 63 | 10 | 16 | 26 | 16 | | | | | | |
| BROWN, KEITH | 56 | 1 | 22 | 23 | 55 | | | | | | |
| PATERSON, RICK | 79 | 7 | 12 | 19 | 25 | | | | | | |
| O'CALLAHAN, JACK | 66 | 6 | 8 | 14 | 105 | | | | | | |
| DUPONT, JEROME | 55 | 3 | 10 | 13 | 105 | | | | | | |
| MACMILLAN, BOB | 36 | 5 | 7 | 12 | 12 | | | | | | |
| FRAWLEY, DAN | 30 | 4 | 3 | 7 | 64 | | | | | | |

| GOALIES | GP | W | L | T | MIN | GA | SO | AVG |
|---------------------|----|----|----|---|-------|-----|----|------|
| BANNERMAN, MURRAY | 60 | 27 | 25 | 4 | 3,371 | 295 | 0 | 3.84 |
| SKORODENSKI, WARREN | 27 | 11 | 9 | 3 | 1,396 | 75 | 2 | 3.23 |
| PANG, DARREN | 1 | 0 | 1 | 0 | 60 | 4 | 0 | 4.00 |
| CLIFFORD, CHRIS | 1 | 0 | 0 | 0 | 20 | 0 | 0 | 0.00 |

HISTORY OF THE BLACKHAWKS

1985-86 CHICAGO BLACKHAWKS
39-33-8, 86 POINTS, 1ST NORRIS DIVISION

| | GM | DATE | OPPONENT | RESULT | SCORE | RECORD | GM | DATE | OPPONENT | RESULT | SCORE | RECORD | |
|------------|----------|-------|----------------|-------------|--------|---------|--------|-------|---------------|------------|--------|---------|---------|
| LEADERSHIP | 1 | 10/10 | @ Quebec | L | 2-6 | 0-1-0 | 49 | 01/27 | EDMONTON | L | 3-4 | 23-19-7 | |
| | 2 | 10/12 | @ Montreal | L | 3-6 | 0-2-0 | 50 | 01/29 | NY RANGERS | W | 5-4 | 24-19-7 | |
| | 3 | 10/13 | TORONTO | L | 1-5 | 0-3-0 | 51 | 02/01 | @ Toronto | W | 7-4 | 25-19-7 | |
| | 4 | 10/16 | PITTSBURGH | T | 5-5 OT | 0-3-1 | 52 | 02/02 | TORONTO | L | 3-4 | 25-20-7 | |
| | 5 | 10/19 | @ Detroit | W | 6-2 | 1-3-1 | 53 | 02/05 | NY ISLANDERS | W | 3-2 | 26-20-7 | |
| PLAYERS | 6 | 10/20 | PHILADELPHIA | L | 2-5 | 1-4-1 | 54 | 02/08 | @ Quebec | L | 5-8 | 26-21-7 | |
| | 7 | 10/23 | HARTFORD | W | 9-2 | 2-4-1 | 55 | 02/09 | PHILADELPHIA | T | 2-2 OT | 26-21-8 | |
| | 8 | 10/24 | @ New Jersey | W | 6-4 | 3-4-1 | 56 | 02/11 | BOSTON | W | 5-4 | 27-21-8 | |
| | 9 | 10/27 | WASHINGTON | L | 2-4 | 3-5-1 | 57 | 02/13 | TORONTO | W | 5-4 OT | 28-21-8 | |
| | 10 | 10/30 | @ Minnesota | W | 6-5 | 4-5-1 | 58 | 02/15 | @ Toronto | L | 3-4 | 28-22-8 | |
| | 11 | 11/02 | @ Boston | L | 4-5 | 4-6-1 | 59 | 02/16 | ST. LOUIS | W | 4-2 | 29-22-8 | |
| | 12 | 11/05 | @ Washington | L | 4-8 | 4-7-1 | 60 | 02/19 | MINNESOTA | L | 5-6 | 29-23-8 | |
| | 13 | 11/07 | @ Philadelphia | L | 2-6 | 4-8-1 | 61 | 02/21 | @ Winnipeg | W | 5-2 | 30-23-8 | |
| | 14 | 11/09 | @ Pittsburgh | L | 1-3 | 4-9-1 | 62 | 02/23 | CALGARY | W | 6-2 | 31-23-8 | |
| | 15 | 11/11 | @ NY Rangers | W | 5-4 OT | 5-9-1 | 63 | 02/27 | @ Los Angeles | W | 6-3 | 32-23-8 | |
| | 16 | 11/13 | QUEBEC | W | 6-4 | 6-9-1 | 64 | 03/01 | @ St. Louis | L | 3-6 | 32-24-8 | |
| | 17 | 11/16 | @ Toronto | L | 4-6 | 6-10-1 | 65 | 03/02 | ST. LOUIS | W | 6-4 | 33-24-8 | |
| | 18 | 11/17 | MINNESOTA | T | 5-5 OT | 6-10-2 | 66 | 03/05 | DETROIT | L | 3-8 | 33-25-8 | |
| | 19 | 11/20 | VANCOUVER | W | 2-0 | 7-10-2 | 67 | 03/08 | @ Toronto | L | 3-4 | 33-26-8 | |
| | 20 | 11/23 | @ St. Louis | W | 7-3 | 8-10-2 | 68 | 03/09 | ST. LOUIS | W | 4-2 | 34-26-8 | |
| | OPONENTS | 21 | 11/24 | LOS ANGELES | T | 4-4 OT | 8-10-3 | 69 | 03/12 | BUFFALO | L | 6-7 | 34-27-8 |
| | | 22 | 11/26 | @ Vancouver | W | 5-3 | 9-10-3 | 70 | 03/15 | @ Hartford | L | 4-11 | 34-28-8 |
| 23 | | 11/30 | @ Los Angeles | T | 4-4 OT | 9-10-4 | 71 | 03/16 | VANCOUVER | W | 5-4 | 35-28-8 | |
| 24 | | 12/03 | @ Minnesota | L | 2-9 | 9-11-4 | 72 | 03/22 | @ Detroit | L | 4-8 | 35-29-8 | |
| 25 | | 12/06 | @ Calgary | L | 2-5 | 9-12-4 | 73 | 03/23 | @ NY Rangers | W | 5-3 | 36-29-8 | |
| 26 | | 12/08 | @ Edmonton | L | 3-4 | 9-13-4 | 74 | 03/26 | DETROIT | W | 5-3 | 37-29-8 | |
| 27 | | 12/11 | EDMONTON | L | 9-12 | 9-14-4 | 75 | 03/29 | @ New Jersey | L | 2-3 | 37-30-8 | |
| 28 | | 12/14 | @ Montreal | L | 9-15-4 | 9-15-4 | 76 | 03/30 | TORONTO | L | 4-5 OT | 37-31-8 | |
| 29 | | 12/15 | DETROIT | W | 6-4 | 10-15-4 | 77 | 04/01 | @ Minnesota | W | 2-1 | 38-31-8 | |
| 30 | | 12/18 | WINNIPEG | W | 5-4 | 11-15-4 | 78 | 04/02 | MINNESOTA | L | 5-7 | 38-32-8 | |
| TRADITION | 31 | 12/21 | @ Detroit | W | 6-3 | 12-15-4 | 79 | 04/05 | @ St. Louis | L | 5-7 | 38-33-8 | |
| | 32 | 12/22 | CALGARY | W | 5-4 OT | 13-15-4 | 80 | 04/06 | ST. LOUIS | W | 3-1 | 39-33-8 | |
| | 33 | 12/26 | @ St. Louis | L | 6-9 | 13-16-4 | | | | | | | |
| | 34 | 12/28 | @ Washington | W | 7-4 | 14-16-4 | | | | | | | |
| | 35 | 12/29 | BOSTON | W | 4-3 | 15-16-4 | | | | | | | |
| | 36 | 01/01 | PITTSBURGH | W | 7-4 | 16-16-4 | | | | | | | |
| | 37 | 01/04 | @ NY Islanders | W | 4-1 | 17-16-4 | | | | | | | |
| | 38 | 01/05 | MINNESOTA | W | 6-2 | 18-16-4 | | | | | | | |
| | 39 | 01/08 | NEW JERSEY | L | 7-8 | 18-17-4 | | | | | | | |
| | 40 | 01/10 | @ Detroit | W | 9-4 | 19-17-4 | | | | | | | |
| RECORDS | 41 | 01/12 | HARTFORD | W | 4-2 | 20-17-4 | | | | | | | |
| | 42 | 01/14 | @ Minnesota | T | 3-3 OT | 20-17-5 | | | | | | | |
| | 43 | 01/15 | BUFFALO | W | 4-2 | 21-17-5 | | | | | | | |
| | 44 | 01/17 | @ Winnipeg | L | 1-5 | 21-18-5 | | | | | | | |
| | 45 | 01/19 | DETROIT | W | 6-4 | 22-18-5 | | | | | | | |
| | 46 | 01/22 | MONTREAL | T | 3-3 OT | 22-18-6 | | | | | | | |
| | 47 | 01/24 | @ Buffalo | W | 5-3 | 23-18-6 | | | | | | | |
| | 48 | 01/25 | @ NY Islanders | T | 3-3 OT | 23-18-7 | | | | | | | |



1985-1986 CHICAGO BLACKHAWKS

Left to right: Coach Glen Sonstegard, Goalie Steve Valicelli, Defensemen Doug Wilson, Steve Oja, Brian Proby, Steve Kasper, Captain Steve Larmer, Forwards Mark Lutz, Steve Kasper, Brian Proby, Steve Oja, Doug Wilson, Goalie Steve Valicelli, Coach Glen Sonstegard.




| PLAYER | GP | G | A | PTS | PIM | PLAYER | GP | G | A | PTS | PIM | | | |
|------------------|----|----|----|-----|-----|---------------------|----|----|----|-----|-------|-----|---|------|
| SAVARD, DENIS | 80 | 47 | 69 | 116 | 111 | LUDZIK, STEVE | 49 | 6 | 5 | 11 | 21 | | | |
| MURRAY, TROY | 80 | 45 | 54 | 99 | 94 | BOUDREAU, BRUCE | 7 | 1 | 0 | 1 | 2 | | | |
| OCZKY, ED | 79 | 29 | 50 | 79 | 47 | MCMURCHY, TOM | 4 | 0 | 0 | 0 | 2 | | | |
| SECORD, AL | 80 | 40 | 36 | 76 | 201 | LARMER, JEFF | 2 | 0 | 0 | 0 | 0 | | | |
| LARMER, STEVE | 80 | 31 | 45 | 76 | 47 | LAVARRE, MARK | 2 | 0 | 0 | 0 | 0 | | | |
| FRASER, CURT | 61 | 29 | 39 | 68 | 84 | POSA, VICTOR | 2 | 0 | 0 | 0 | 2 | | | |
| WILSON, DOUG | 79 | 17 | 47 | 64 | 80 | CASSIDY, BRUCE | 1 | 0 | 0 | 0 | 0 | | | |
| WILSON, BEHN | 69 | 13 | 38 | 51 | 113 | BANNERMAN, MURRAY | 48 | 0 | 2 | 2 | 6 | | | |
| BROWN, KEITH | 70 | 11 | 29 | 40 | 87 | SAUVE, BOB | 38 | 0 | 1 | 1 | 27 | | | |
| MURRAY, BOB | 80 | 9 | 29 | 38 | 75 | SKORODENSKI, WARREN | 1 | 0 | 0 | 0 | 0 | | | |
| YAREMCHUK, KEN | 78 | 14 | 20 | 34 | 43 | | | | | | | | | |
| SUTTER, DARRYL | 50 | 17 | 10 | 27 | 42 | | | | | | | | | |
| WATSON, BILL | 52 | 8 | 16 | 24 | 2 | | | | | | | | | |
| O'CALLAHAN, JACK | 80 | 4 | 19 | 23 | 116 | | | | | | | | | |
| LYSIAK, TOM | 51 | 2 | 19 | 21 | 14 | | | | | | | | | |
| PRESLEY, WAYNE | 38 | 7 | 8 | 15 | 38 | | | | | | | | | |
| DUPONT, JEROME | 75 | 2 | 13 | 15 | 173 | | | | | | | | | |
| BERGVEIN, MARC | 71 | 7 | 7 | 14 | 60 | GOALIES | | | | | | | | |
| GARDNER, BILL | 46 | 3 | 10 | 13 | 6 | BANNERMAN, MURRAY | 48 | 20 | 19 | 6 | 2,689 | 201 | 1 | 4.50 |
| PATERSON, RICK | 70 | 9 | 3 | 12 | 24 | SAUVE, BOB | 38 | 19 | 13 | 2 | 2,099 | 138 | 0 | 3.96 |
| | | | | | | SKORODENSKI, WARREN | 1 | 0 | 1 | 0 | 60 | 6 | 0 | 6.66 |

1986-87 CHICAGO BLACKHAWKS

29-37-14, 72 POINTS, 3RD NORRIS DIVISION

| GM | DATE | OPPONENT | RESULT | SCORE | RECORD | GM | DATE | OPPONENT | RESULT | SCORE | RECORD |
|----|-------|----------------|--------|--------|---------|----|-------|--------------|--------|--------|----------|
| 1 | 10/09 | NY ISLANDERS | W | 3-2 | 1-0-0 | 49 | 01/24 | @ Montreal | L | 1-3 | 17-25-7 |
| 2 | 10/11 | @ Detroit | L | 3-4 | 1-1-0 | 50 | 01/26 | MONTREAL | L | 2-3 | 17-26-7 |
| 3 | 10/12 | PITTSBURGH | L | 1-4 | 1-2-0 | 51 | 01/28 | TORONTO | W | 5-0 | 18-26-7 |
| 4 | 10/15 | NY RANGERS | T | 5-5 OT | 1-2-1 | 52 | 01/31 | @ St. Louis | T | 4-4 OT | 18-26-8 |
| 5 | 10/18 | @ Toronto | L | 2-3 | 1-3-1 | 53 | 02/01 | EDMONTON | W | 6-4 | 19-26-8 |
| 6 | 10/19 | MINNESOTA | L | 5-8 | 1-4-1 | 54 | 02/04 | DETROIT | W | 5-4 | 20-26-8 |
| 7 | 10/21 | @ Edmonton | L | 1-9 | 1-5-1 | 55 | 02/07 | @ Pittsburgh | L | 1-4 | 20-27-8 |
| 8 | 10/24 | @ Vancouver | T | 2-2 OT | 1-5-2 | 56 | 02/08 | @ Buffalo | L | 4-7 | 20-28-8 |
| 9 | 10/26 | @ Winnipeg | W | 8-4 | 2-5-2 | 57 | 02/10 | QUEBEC | W | 6-4 | 21-28-8 |
| 10 | 10/28 | @ Toronto | L | 1-2 | 2-6-2 | 58 | 02/17 | HARTFORD | L | 4-5 | 21-29-8 |
| 11 | 10/29 | @ Detroit | L | 2-5 | 2-7-2 | 59 | 02/19 | NY RANGERS | W | 5-2 | 22-29-8 |
| 12 | 11/01 | @ Minnesota | W | 6-5 | 3-7-2 | 60 | 02/21 | @ Hartford | W | 6-3 | 23-29-8 |
| 13 | 11/02 | @ St. Louis | L | 3-7 | 3-8-2 | 61 | 02/22 | DETROIT | T | 2-2 OT | 23-29-9 |
| 14 | 11/05 | MINNESOTA | W | 4-2 | 4-8-2 | 62 | 02/25 | MONTREAL | T | 3-3 OT | 23-29-10 |
| 15 | 11/08 | @ Washington | L | 2-3 | 4-9-2 | 63 | 02/28 | @ Pittsburgh | W | 2-1 | 24-29-10 |
| 16 | 11/09 | ST. LOUIS | T | 4-4 OT | 4-9-3 | 64 | 03/01 | LOS ANGELES | W | 6-1 | 25-29-10 |
| 17 | 11/12 | WASHINGTON | T | 2-2 OT | 4-9-4 | 65 | 03/04 | WINNIPEG | W | 3-2 | 26-29-10 |
| 18 | 11/15 | @ St. Louis | L | 3-4 | 4-10-4 | 66 | 03/07 | @ New Jersey | W | 4-3 | 27-29-10 |
| 19 | 11/16 | TORONTO | L | 3-7 | 4-11-4 | 67 | 03/08 | NY ISLANDERS | L | 5-6 | 27-30-10 |
| 20 | 11/19 | LOS ANGELES | T | 4-4 OT | 4-11-5 | 68 | 03/11 | ST. LOUIS | L | 2-3 | 27-31-10 |
| 21 | 11/20 | @ Philadelphia | L | 1-5 | 4-12-5 | 69 | 03/14 | @ Boston | T | 4-4 OT | 27-31-11 |
| 22 | 11/23 | NEW JERSEY | W | 5-3 | 5-12-5 | 70 | 03/15 | MINNESOTA | L | 2-4 | 27-32-11 |
| 23 | 11/26 | @ Minnesota | L | 2-5 | 5-13-5 | 71 | 03/17 | @ Minnesota | T | 3-3 OT | 27-32-12 |
| 24 | 11/28 | @ Edmonton | W | 6-5 OT | 6-13-5 | 72 | 03/18 | @ Toronto | W | 6-3 | 28-32-12 |
| 25 | 11/29 | @ Calgary | L | 4-5 | 6-14-5 | 73 | 03/21 | @ Detroit | L | 0-3 | 28-33-12 |
| 26 | 12/02 | @ Vancouver | W | 4-2 | 7-14-5 | 74 | 03/22 | @ NY Rangers | L | 3-5 | 28-34-12 |
| 27 | 12/04 | @ Calgary | L | 4-5 | 7-15-5 | 75 | 03/25 | ST. LOUIS | T | 4-4 OT | 28-34-13 |
| 28 | 12/06 | @ Los Angeles | L | 2-7 | 7-16-5 | 76 | 03/28 | @ Quebec | L | 4-5 | 28-35-13 |
| 29 | 12/10 | BUFFALO | W | 6-3 | 8-16-5 | 77 | 03/29 | BOSTON | L | 6-8 | 28-36-13 |
| 30 | 12/13 | @ St. Louis | T | 4-4 OT | 8-16-6 | 78 | 04/01 | MINNESOTA | T | 4-4 OT | 28-36-14 |
| 31 | 12/14 | VANCOUVER | L | 3-7 | 8-17-6 | 79 | 04/04 | @ Toronto | L | 1-3 | 28-37-14 |
| 32 | 12/17 | WINNIPEG | W | 5-1 | 9-17-6 | 80 | 04/05 | TORONTO | W | 5-2 | 29-37-14 |
| 33 | 12/20 | @ Boston | W | 6-2 | 10-17-6 | | | | | | |
| 34 | 12/21 | DETROIT | W | 7-4 | 11-17-6 | | | | | | |
| 35 | 12/23 | @ Detroit | L | 1-3 | 11-18-6 | | | | | | |
| 36 | 12/26 | ST. LOUIS | W | 8-6 | 12-18-6 | | | | | | |
| 37 | 12/28 | WASHINGTON | W | 7-5 | 13-18-6 | | | | | | |
| 38 | 12/30 | @ NY Islanders | W | 5-3 | 14-18-6 | | | | | | |
| 39 | 12/31 | @ Buffalo | L | 2-5 | 14-19-6 | | | | | | |
| 40 | 01/03 | @ Hartford | W | 3-2 | 15-19-6 | | | | | | |
| 41 | 01/04 | CALGARY | L | 1-4 | 15-20-6 | | | | | | |
| 42 | 01/07 | TORONTO | W | 6-4 | 16-20-6 | | | | | | |
| 43 | 01/11 | DETROIT | W | 5-3 | 17-20-6 | | | | | | |
| 44 | 01/14 | NEW JERSEY | L | 1-3 | 17-21-6 | | | | | | |
| 45 | 01/17 | @ Minnesota | L | 2-3 | 17-22-6 | | | | | | |
| 46 | 01/18 | QUEBEC | L | 3-5 | 17-23-6 | | | | | | |
| 47 | 01/21 | PHILADELPHIA | T | 5-5 OT | 17-23-7 | | | | | | |
| 48 | 01/23 | @ Philadelphia | L | 3-4 | 17-24-7 | | | | | | |



| PLAYER | GP | G | A | PTS | PIM | PLAYER | GP | G | A | PTS | PIM |
|------------------|----|----|----|-----|-----|---------------------|----|---|---|-----|-----|
| SAVARD, DENIS | 70 | 40 | 50 | 90 | 108 | MANSON, DAVE | 63 | 1 | 8 | 9 | 146 |
| LARMER, STEVE | 80 | 28 | 56 | 84 | 22 | SANPASS, EVERETT | 7 | 1 | 3 | 4 | 2 |
| MURRAY, TROY | 77 | 28 | 43 | 71 | 59 | PATERSON, RICK | 22 | 1 | 2 | 3 | 6 |
| PRESLEY, WAYNE | 80 | 32 | 29 | 61 | 114 | CANAZZOLA, JIM | 2 | 0 | 0 | 0 | 0 |
| SECORD, AL | 77 | 29 | 30 | 59 | 196 | CASSIDY, BRUCE | 2 | 0 | 0 | 0 | 0 |
| OLCZYK, ED | 79 | 16 | 35 | 51 | 119 | SCSIVOUR, DARIN | 1 | 0 | 0 | 0 | 0 |
| FRASER, CURT | 75 | 25 | 25 | 50 | 182 | SAUIVE, BOB | 46 | 0 | 4 | 4 | 6 |
| WILSON, DOUG | 69 | 16 | 32 | 48 | 36 | BANNERMAN, MURRAY | 39 | 0 | 1 | 1 | 4 |
| MURRAY, BOB | 79 | 6 | 38 | 44 | 80 | SKORODENSKI, WARREN | 3 | 0 | 0 | 0 | 0 |
| WATSON, BILL | 51 | 13 | 19 | 32 | 6 | | | | | | |
| NYLUND, GARY | 80 | 7 | 20 | 27 | 190 | | | | | | |
| BROWN, KEITH | 75 | 4 | 23 | 27 | 86 | | | | | | |
| LAVARRE, MARK | 58 | 8 | 15 | 23 | 33 | | | | | | |
| DONNELLY, DAVE | 71 | 6 | 12 | 18 | 81 | | | | | | |
| PRESTON, RICH | 75 | 8 | 9 | 17 | 19 | | | | | | |
| LUDZIK, STEVE | 52 | 5 | 12 | 17 | 34 | | | | | | |
| SUTTER, DARRYL | 44 | 8 | 6 | 14 | 16 | | | | | | |
| BERGEVIN, MARC | 66 | 4 | 10 | 14 | 66 | | | | | | |
| O'CALLAHAN, JACK | 48 | 1 | 13 | 14 | 59 | | | | | | |
| STAPLETON, MIKE | 39 | 3 | 6 | 9 | 6 | | | | | | |

| GOALIES | GP | W | L | T | MINS | GA | SO | AVG |
|---------------------|----|----|----|---|-------|-----|----|------|
| SAUIVE, BOB | 46 | 19 | 19 | 5 | 2,660 | 159 | 1 | 3.60 |
| BANNERMAN, MURRAY | 39 | 9 | 18 | 8 | 2,059 | 142 | 0 | 4.15 |
| SKORODENSKI, WARREN | 3 | 1 | 0 | 1 | 155 | 7 | 0 | 2.71 |

HISTORY OF THE BLACKHAWKS

1987-88 CHICAGO BLACKHAWKS 30-41-9, 69 POINTS, 3RD NORRIS DIVISION

| LEADERSHIP |
|------------|
| PLAYERS |
| 2016-17 |
| OPPONENTS |
| TRADITION |
| RECORDS |
| PLAYOFFS |
| HISTORY |
| MINORS |
| NHL |
| MEDIA |

| GM | DATE | OPPONENT | RESULT | SCORE | RECORD | GM | DATE | OPPONENT | RESULT | SCORE | RECORD |
|----|-------|----------------|--------|--------|---------|----|-------|----------------|--------|--------|---------|
| 1 | 10/08 | TORONTO | L | 5-7 | 0-1-0 | 49 | 01/24 | VANCOUVER | W | 3-1 | 21-25-3 |
| 2 | 10/10 | @ Washington | L | 4-6 | 0-2-0 | 50 | 01/26 | @ Detroit | W | 6-4 | 22-25-3 |
| 3 | 10/11 | PHILADELPHIA | W | 5-3 | 1-2-0 | 51 | 01/29 | @ New Jersey | L | 2-3 OT | 22-26-3 |
| 4 | 10/14 | ST. LOUIS | W | 5-3 | 2-2-0 | 52 | 01/30 | @ Pittsburgh | L | 2-4 | 22-27-3 |
| 5 | 10/17 | @ St. Louis | W | 3-2 | 3-2-0 | 53 | 02/01 | BOSTON | L | 3-5 | 22-28-3 |
| 6 | 10/18 | WINNIPEG | W | 6-4 | 4-2-0 | 54 | 02/03 | DETROIT | L | 4-6 | 22-29-3 |
| 7 | 10/21 | @ Detroit | W | 5-1 | 5-2-0 | 55 | 02/05 | @ Winnipeg | T | 1-1 OT | 22-29-3 |
| 8 | 10/25 | @ NY Rangers | L | 3-7 | 5-3-0 | 56 | 02/07 | @ Quebec | T | 5-5 OT | 22-29-5 |
| 9 | 10/24 | @ Hartford | L | 3-5 | 5-4-0 | 57 | 02/12 | ST. LOUIS | W | 4-3 OT | 23-29-5 |
| 10 | 10/27 | @ NY Islanders | T | 4-4 OT | 5-4-1 | 58 | 02/14 | BUFFALO | W | 4-3 OT | 24-29-5 |
| 11 | 10/31 | @ Toronto | L | 5-6 | 5-5-1 | 59 | 02/17 | DETROIT | L | 3-4 | 24-30-5 |
| 12 | 11/01 | @ Buffalo | L | 3-5 | 5-6-1 | 60 | 02/20 | @ Detroit | L | 1-6 | 24-31-5 |
| 13 | 11/04 | MONTREAL | T | 4-4 OT | 5-6-2 | 61 | 02/21 | CALGARY | T | 3-3 OT | 24-31-6 |
| 14 | 11/06 | @ Winnipeg | L | 3-6 | 5-7-2 | 62 | 02/24 | EDMONTON | W | 6-4 | 25-31-6 |
| 15 | 11/08 | MINNESOTA | W | 8-5 | 6-7-2 | 63 | 02/25 | @ NY Islanders | T | 1-1 OT | 25-31-7 |
| 16 | 11/11 | DETROIT | W | 6-3 | 7-7-2 | 64 | 02/28 | PITTSBURGH | W | 7-5 | 26-31-7 |
| 17 | 11/14 | @ Montreal | L | 0-3 | 7-8-2 | 65 | 03/02 | HARTFORD | L | 1-2 | 26-32-7 |
| 18 | 11/15 | EDMONTON | W | 5-4 | 8-8-2 | 66 | 03/05 | @ Minnesota | W | 4-2 | 27-32-7 |
| 19 | 11/18 | MINNESOTA | W | 5-2 | 9-8-2 | 67 | 03/06 | DETROIT | L | 3-4 | 27-33-7 |
| 20 | 11/20 | @ New Jersey | L | 2-5 | 9-9-2 | 68 | 03/09 | TORONTO | W | 4-3 | 28-33-7 |
| 21 | 11/22 | VANCOUVER | W | 3-2 | 10-9-2 | 69 | 03/12 | @ Toronto | L | 4-6 | 28-34-7 |
| 22 | 11/25 | @ Los Angeles | L | 4-6 | 10-10-2 | 70 | 03/15 | PHILADELPHIA | W | 5-4 OT | 29-34-7 |
| 23 | 11/27 | @ Edmonton | L | 3-4 | 10-11-2 | 71 | 03/15 | @ St. Louis | T | 7-7 OT | 29-34-8 |
| 24 | 11/30 | @ Calgary | L | 0-4 | 10-12-2 | 72 | 03/17 | @ Philadelphia | W | 4-3 OT | 30-34-8 |
| 25 | 12/02 | @ St. Louis | L | 1-5 | 10-13-2 | 73 | 03/19 | @ Montreal | L | 0-3 | 30-35-8 |
| 26 | 12/04 | @ Detroit | L | 0-12 | 12-13-2 | 74 | 03/20 | ST. LOUIS | L | 2-5 | 30-36-8 |
| 27 | 12/05 | @ Boston | L | 3-7 | 10-15-2 | 75 | 03/23 | MINNESOTA | L | 4-5 | 30-37-8 |
| 28 | 12/09 | BUFFALO | L | 2-6 | 10-16-2 | 76 | 03/25 | @ Vancouver | L | 2-3 | 30-38-8 |
| 29 | 12/12 | @ Washington | L | 1-2 | 10-17-2 | 77 | 03/26 | @ Los Angeles | L | 5-9 | 30-39-8 |
| 30 | 12/15 | TORONTO | W | 5-1 | 11-17-2 | 78 | 03/28 | @ Minnesota | T | 7-7 OT | 30-39-9 |
| 31 | 12/16 | @ Minnesota | W | 4-2 | 12-17-2 | 79 | 03/30 | NY RANGERS | L | 3-4 | 30-40-9 |
| 32 | 12/19 | @ Toronto | W | 6-2 | 13-17-2 | 80 | 04/03 | NEW JERSEY | L | 3-4 OT | 30-41-9 |
| 33 | 12/20 | BOSTON | L | 2-4 | 13-18-2 | | | | | | |
| 34 | 12/23 | NY ISLANDERS | W | 7-5 | 14-18-2 | | | | | | |
| 35 | 12/26 | ST. LOUIS | L | 4-5 | 14-19-2 | | | | | | |
| 36 | 12/27 | @ St. Louis | L | 2-3 | 14-20-2 | | | | | | |
| 37 | 12/30 | MINNESOTA | L | 4-6 | 14-21-2 | | | | | | |
| 38 | 12/31 | @ Minnesota | W | 4-1 | 15-21-2 | | | | | | |
| 39 | 01/03 | CALGARY | L | 3-5 | 15-22-2 | | | | | | |
| 40 | 01/06 | QUEBEC | L | 1-6 | 15-23-2 | | | | | | |
| 41 | 01/08 | TORONTO | W | 7-3 | 16-23-2 | | | | | | |
| 42 | 01/10 | LOS ANGELES | W | 5-2 | 17-23-2 | | | | | | |
| 43 | 01/11 | @ NY Rangers | T | 2-2 OT | 17-25-3 | | | | | | |
| 44 | 01/13 | HARTFORD | W | 2-1 | 18-25-3 | | | | | | |
| 45 | 01/16 | @ Quebec | L | 1-4 | 18-24-3 | | | | | | |
| 46 | 01/17 | WASHINGTON | W | 5-4 | 19-24-3 | | | | | | |
| 47 | 01/20 | PITTSBURGH | L | 3-8 | 19-25-3 | | | | | | |
| 48 | 01/23 | @ Toronto | W | 3-2 | 20-25-3 | | | | | | |



| PLAYER | GP | G | A | PTS | PIM | PLAYER | GP | G | A | PTS | PIM |
|------------------|----|----|----|-----|-----|----------------|----|---|---|-----|-----|
| SAVARD, DENIS | 80 | 44 | 87 | 131 | 95 | YAWNEY, TRENT | 15 | 2 | 8 | 10 | 15 |
| LARMER, STEVE | 80 | 41 | 48 | 89 | 42 | WILSON, RIK | 14 | 4 | 5 | 9 | 6 |
| VAIVE, RICK | 76 | 43 | 26 | 69 | 108 | BROWN, KEITH | 24 | 3 | 6 | 9 | 45 |
| MURRAY, TROY | 79 | 22 | 36 | 58 | 96 | COCHRANE, GLEN | 72 | 1 | 8 | 9 | 204 |
| *GRAHAM, DIRK | 42 | 17 | 19 | 36 | 32 | BERGEVIN, MARC | 58 | 1 | 6 | 7 | 83 |
| WILSON, DOUG | 27 | 8 | 24 | 32 | 28 | MANSON, DAVE | 54 | 1 | 6 | 7 | 185 |
| NOONAN, BRIAN | 77 | 10 | 20 | 30 | 44 | PANG, DARREN | 45 | 0 | 6 | 6 | 2 |
| WILSON, BEHN | 58 | 6 | 23 | 29 | 166 | PLAYFAIR, JIM | 12 | 1 | 3 | 4 | 21 |
| THOMAS, STEVE | 30 | 13 | 14 | 27 | 40 | MACKEY, DAVE | 23 | 1 | 3 | 4 | 71 |
| MURRAY, BOB | 62 | 6 | 20 | 26 | 44 | WATSON, BILL | 9 | 2 | 0 | 2 | 2 |
| PRESLEY, WAYNE | 42 | 12 | 10 | 22 | 52 | LAVARRE, MARK | 18 | 1 | 1 | 2 | 25 |
| LUDZIK, STEVE | 73 | 6 | 15 | 21 | 40 | MASON, BOB | 41 | 0 | 2 | 2 | 0 |
| SANPASS, EVERETT | 57 | 8 | 12 | 20 | 126 | GARDNER, BILL | 2 | 1 | 0 | 1 | 2 |
| NYLUND, GARY | 76 | 4 | 15 | 19 | 212 | PAYNTER, KENT | 2 | 0 | 0 | 0 | 2 |
| VINCELETTE, DAN | 69 | 6 | 11 | 17 | 107 | | | | | | |
| SUTTER, DUANE | 37 | 7 | 9 | 16 | 70 | | | | | | |
| CASSIDY, BRUCE | 21 | 3 | 10 | 13 | 6 | | | | | | |
| MCGILL, BOB | 67 | 4 | 7 | 11 | 133 | | | | | | |
| STAPLETON, MIKE | 53 | 2 | 9 | 11 | 59 | | | | | | |
| #FRASER, CURT | 27 | 4 | 6 | 10 | 57 | | | | | | |

* ACQUIRED IN SEASON # TRADED IN SEASON

| GOALIES | GP | W | L | T | MIN | GA | SO | AVG |
|--------------|----|----|----|---|-------|-----|----|------|
| PANG, DARREN | 45 | 17 | 23 | 1 | 2,548 | 163 | 0 | 3.84 |
| MASON, BOB | 41 | 13 | 18 | 8 | 2,312 | 160 | 0 | 4.15 |

1988-89 CHICAGO BLACKHAWKS

27-41-12, 66 POINTS, 4TH NORRIS DIVISION

| GM | DATE | OPPONENT | RESULT | SCORE | RECORD | GM | DATE | OPPONENT | RESULT | SCORE | RECORD |
|----|-------|----------------|--------|--------|---------|----|-------|----------------|--------|--------|----------|
| 1 | 10/06 | NY RANGERS | T | 2-2 OT | 0-0-1 | 41 | 01/08 | NY ISLANDERS | W | 3-2 | 11-25-5 |
| 2 | 10/08 | @ Toronto | L | 4-7 | 0-1-1 | 42 | 01/11 | DETROIT | T | 2-2 OT | 11-25-6 |
| 3 | 10/09 | TORONTO | L | 4-8 | 0-2-1 | 43 | 01/12 | @ Buffalo | L | 5-6 | 11-26-6 |
| 4 | 10/12 | WINNIPEG | W | 10-1 | 1-2-1 | 44 | 01/14 | @ NY Islanders | W | 5-3 | 12-26-6 |
| 5 | 10/15 | @ Hartford | L | 5-7 | 1-3-1 | 45 | 01/16 | EDMONTON | T | 2-2 OT | 12-26-7 |
| 6 | 10/16 | BOSTON | L | 3-10 | 1-4-1 | 46 | 01/18 | NY RANGERS | L | 4-6 | 12-27-7 |
| 7 | 10/18 | @ Detroit | L | 3-4 OT | 1-5-1 | 47 | 01/20 | @ Detroit | W | 3-2 | 13-27-7 |
| 8 | 10/20 | @ St. Louis | L | 0-2 | 1-6-1 | 48 | 01/21 | @ St. Louis | L | 2-4 | 13-28-7 |
| 9 | 10/22 | @ Pittsburgh | L | 4-7 | 1-7-1 | 49 | 01/24 | @ Vancouver | W | 4-2 | 14-28-7 |
| 10 | 10/25 | @ Quebec | W | 7-4 | 2-7-1 | 50 | 01/25 | @ Edmonton | W | 6-3 | 15-28-7 |
| 11 | 10/28 | @ Vancouver | L | 2-5 | 2-8-1 | 51 | 01/28 | @ Calgary | L | 4-5 OT | 15-29-7 |
| 12 | 10/30 | @ Edmonton | W | 5-2 | 3-8-1 | 52 | 01/30 | TORONTO | W | 7-1 | 16-29-7 |
| 13 | 10/31 | @ Calgary | L | 3-6 | 3-9-1 | 53 | 02/01 | WINNIPEG | W | 7-4 | 17-29-7 |
| 14 | 11/03 | MINNESOTA | W | 4-1 | 4-9-1 | 54 | 02/04 | @ Toronto | W | 3-1 | 18-29-7 |
| 15 | 11/05 | @ Minnesota | T | 5-5 OT | 4-9-2 | 55 | 02/05 | ST. LOUIS | L | 4-5 | 18-30-7 |
| 16 | 11/06 | LOS ANGELES | L | 3-5 | 4-10-2 | 56 | 02/10 | NY ISLANDERS | W | 3-1 | 19-30-7 |
| 17 | 11/09 | MONTREAL | T | 6-6 OT | 4-10-3 | 57 | 02/12 | LOS ANGELES | L | 2-6 | 19-31-7 |
| 18 | 11/11 | @ Winnipeg | W | 6-5 OT | 5-10-3 | 58 | 02/14 | @ Minnesota | W | 4-2 | 20-31-7 |
| 19 | 11/13 | QUEBEC | T | 5-5 OT | 5-10-4 | 59 | 02/15 | WASHINGTON | W | 7-4 | 21-31-7 |
| 20 | 11/16 | BUFFALO | W | 3-2 | 6-10-4 | 60 | 02/17 | @ Detroit | W | 5-3 | 22-31-7 |
| 21 | 11/19 | @ Montreal | L | 3-5 | 6-11-4 | 61 | 02/19 | MONTREAL | T | 4-4 OT | 22-31-8 |
| 22 | 11/20 | VANCOUVER | L | 4-7 | 6-12-4 | 62 | 02/22 | MINNESOTA | T | 2-3 OT | 22-31-9 |
| 23 | 11/23 | @ Toronto | L | 3-4 | 6-13-4 | 63 | 02/25 | @ Detroit | L | 0-5 | 22-32-9 |
| 24 | 11/25 | @ Buffalo | L | 4-5 OT | 6-14-4 | 64 | 02/26 | DETROIT | T | 4-4 OT | 22-32-10 |
| 25 | 11/26 | @ Boston | L | 2-8 | 6-15-4 | 65 | 03/01 | MINNESOTA | W | 5-1 | 23-32-10 |
| 26 | 11/29 | @ Minnesota | L | 2-5 | 6-16-4 | 66 | 03/04 | @ Toronto | T | 3-3 OT | 23-32-11 |
| 27 | 12/03 | @ Los Angeles | L | 4-6 | 6-17-4 | 67 | 03/05 | ST. LOUIS | T | 3-3 OT | 23-32-12 |
| 28 | 12/06 | @ Pittsburgh | L | 6-7 | 6-18-4 | 68 | 03/08 | NEW JERSEY | L | 5-7 | 23-33-12 |
| 29 | 12/10 | @ Philadelphia | L | 4-6 | 6-19-4 | 69 | 03/11 | @ Philadelphia | L | 2-7 | 23-34-12 |
| 30 | 12/11 | ST. LOUIS | W | 5-2 | 7-19-4 | 70 | 03/12 | PITTSBURGH | L | 5-6 | 23-35-12 |
| 31 | 12/14 | HARTFORD | W | 4-3 | 8-19-4 | 71 | 03/14 | @ St. Louis | L | 2-3 | 23-36-12 |
| 32 | 12/17 | @ St. Louis | L | 0-4 | 8-20-4 | 72 | 03/16 | @ Minnesota | L | 1-6 | 23-37-12 |
| 33 | 12/18 | NEW JERSEY | L | 3-5 | 8-21-4 | 73 | 03/18 | @ New Jersey | W | 3-1 | 24-37-12 |
| 34 | 12/21 | WASHINGTON | L | 3-4 | 8-22-4 | 74 | 03/19 | DETROIT | W | 5-3 | 25-37-12 |
| 35 | 12/23 | DETROIT | W | 7-2 | 9-22-4 | 75 | 03/22 | PHILADELPHIA | L | 2-3 | 25-38-12 |
| 36 | 12/26 | ST. LOUIS | L | 1-4 | 9-23-4 | 76 | 03/25 | @ Boston | L | 3-6 | 25-39-12 |
| 37 | 12/28 | MINNESOTA | W | 4-3 | 10-23-4 | 77 | 03/26 | CALGARY | L | 5-7 | 25-40-12 |
| 38 | 12/31 | @ NY Rangers | L | 1-4 | 10-24-4 | 78 | 03/29 | QUEBEC | W | 3-1 | 26-40-12 |
| 39 | 01/01 | TORONTO | T | 3-3 OT | 10-24-5 | 79 | 04/01 | @ Hartford | L | 1-6 | 26-41-12 |
| 40 | 01/07 | @ Washington | L | 3-6 | 10-25-5 | 80 | 04/02 | TORONTO | W | 4-3 OT | 27-41-12 |

| PLAYER | GP | G | A | PTS | PIM | PLAYER | GP | G | A | PTS | PIM | | | |
|-------------------|----|----|----|-----|-----|---|----|----|----|-----|-------|-----|----|------|
| LARMER, STEVE | 80 | 43 | 44 | 87 | 54 | GARDNER, BILL | 6 | 1 | 1 | 2 | 0 | | | |
| SAVARO, DENIS | 58 | 23 | 59 | 82 | 110 | DOYON, MARIO | 7 | 1 | 1 | 2 | 6 | | | |
| GRAHAM, DIRK | 80 | 33 | 45 | 78 | 89 | CASSIDY, BRUCE | 9 | 0 | 2 | 2 | 4 | | | |
| WILSON, DOUG | 66 | 15 | 47 | 62 | 69 | TORKKI, JARI | 4 | 1 | 0 | 1 | 0 | | | |
| MANSON, DAVE | 79 | 18 | 36 | 54 | 352 | LUDZIK, STEVE | 6 | 1 | 0 | 1 | 8 | | | |
| MURRAY, TROY | 79 | 21 | 30 | 51 | 115 | WATSON, BILL | 3 | 0 | 1 | 1 | 4 | | | |
| THOMAS, STEVE | 45 | 21 | 19 | 40 | 69 | STAPLETON, MIKE | 7 | 0 | 1 | 1 | 7 | | | |
| PRESLEY, WAYNE | 71 | 21 | 19 | 40 | 100 | BELOUR, ED | 23 | 0 | 1 | 1 | 6 | | | |
| *CREIGHTON, ADAM | 43 | 15 | 14 | 29 | 92 | *GILBERT, GREG | 4 | 0 | 0 | 0 | 0 | | | |
| #VAINE, RICK | 30 | 12 | 13 | 25 | 60 | *CHEVRIER, ALAIN | 27 | 0 | 0 | 0 | 0 | | | |
| YAWNEY, TRENT | 69 | 5 | 19 | 24 | 116 | CLIFFORD, CHRIS | 1 | 0 | 0 | 0 | 0 | | | |
| HUDSON, MIKE | 41 | 7 | 16 | 23 | 20 | PAYNTER, KENT | 1 | 0 | 0 | 0 | 2 | | | |
| *BASSEN, BOB | 49 | 4 | 12 | 16 | 62 | RUCINSKI, MIKE | 1 | 0 | 0 | 0 | 0 | | | |
| ROENICK, JEREMY | 20 | 9 | 9 | 18 | 4 | RYCHEL, WARREN | 2 | 0 | 0 | 0 | 17 | | | |
| *KONROYD, STEVE | 57 | 5 | 7 | 12 | 40 | PLAYFAIR, JIM | 7 | 0 | 0 | 0 | 28 | | | |
| BROWN, KEITH | 74 | 2 | 16 | 18 | 84 | *VAN DORP, WAYNE | 8 | 0 | 0 | 0 | 28 | | | |
| SUTTER, DUANE | 75 | 7 | 9 | 16 | 214 | WAITE, JIMMY | 11 | 0 | 0 | 0 | 0 | | | |
| EAGLES, MIKE | 47 | 5 | 11 | 16 | 44 | #BERGEVIN, MARC | 11 | 0 | 0 | 0 | 18 | | | |
| NOONAN, BRIAN | 45 | 4 | 12 | 16 | 28 | *COCHRANE, GLEN | 6 | 0 | 0 | 0 | 13 | | | |
| VINCELETTE, DAN | 66 | 11 | 4 | 15 | 119 | * ACQUIRED IN SEASON # TRADED IN SEASON | | | | | | | | |
| SANIPASS, EVERETT | 50 | 6 | 9 | 15 | 167 | GOALIES | | | | | | | | |
| MURRAY, BOB | 15 | 2 | 4 | 6 | 25 | | GP | W | L | T | MIN | GA | SO | AVG |
| #NYLUND, GARY | 23 | 3 | 2 | 5 | 63 | CHEVRIER, ALAIN | 27 | 13 | 11 | 2 | 1,573 | 92 | 0 | 3.51 |
| MCILL, BOB | 68 | 0 | 4 | 4 | 155 | PANG, DARREN | 35 | 10 | 11 | 6 | 1,644 | 120 | 0 | 4.38 |
| MACKAY, DAVE | 23 | 1 | 2 | 3 | 78 | BELOUR, ED | 23 | 4 | 12 | 3 | 1,148 | 74 | 0 | 3.87 |
| PANG, DARREN | 35 | 0 | 3 | 3 | 4 | WAITE, JIMMY | 11 | 0 | 7 | 1 | 494 | 43 | 0 | 5.22 |
| | | | | | | CLIFFORD, CHRIS | 1 | 0 | 0 | 0 | 4 | 0 | 0 | 0 |

LEADERSHIP
PLAYERS
2016-17
OPPONENTS
TRADITION
RECORDS
PLAYOFFS
HISTORY

MINORS

NHL

MEDIA

HISTORY OF THE BLACKHAWKS

1989-90 CHICAGO BLACKHAWKS 41-33-6, 88 POINTS, 1ST NORRIS DIVISION

| LEADERSHIP | PLAYERS | 2016-17 | OPPONENTS | TRADITION | RECORDS | PLAYOFFS | HISTORY | MINORS | NHL | MEDIA |
|------------|---------|---------|-----------|-----------|---------|----------|---------|--------|-----|-------|
|------------|---------|---------|-----------|-----------|---------|----------|---------|--------|-----|-------|

| GM | DATE | OPPONENT | RESULT | SCORE | RECORD | GM | DATE | OPPONENT | RESULT | SCORE | RECORD |
|----|-------|----------------|--------|--------|---------|----|-------|----------------|--------|--------|---------|
| 1 | 10/05 | ST. LOUIS | L | 3-8 | 0-1-0 | 41 | 01/03 | EDMONTON | W | 3-2 | 23-15-3 |
| 2 | 10/07 | @ Washington | W | 3-2 | 1-1-0 | 42 | 01/06 | PHILADELPHIA | W | 8-5 | 24-15-3 |
| 3 | 10/08 | NY RANGERS | L | 3-5 | 1-2-0 | 43 | 01/10 | @ NY Rangers | T | 2-2 OT | 24-15-4 |
| 4 | 10/12 | TORONTO | W | 9-6 | 2-2-0 | 44 | 01/11 | @ Philadelphia | W | 5-4 | 25-15-4 |
| 5 | 10/14 | @ St. Louis | L | 1-2 | 2-3-0 | 45 | 01/14 | CALGARY | L | 5-6 | 25-16-4 |
| 6 | 10/15 | DETROIT | W | 3-0 | 3-3-0 | 46 | 01/15 | @ Toronto | L | 6-7 | 25-17-4 |
| 7 | 10/17 | @ NY Rangers | T | 3-3 OT | 3-3-1 | 47 | 01/17 | MINNESOTA | W | 3-1 | 26-17-4 |
| 8 | 10/19 | QUEBEC | L | 3-5 | 3-4-1 | 48 | 01/19 | VANCOUVER | W | 5-2 | 27-17-4 |
| 9 | 10/20 | @ Winnipeg | W | 4-2 | 4-4-1 | 49 | 01/24 | BUFFALO | L | 2-3 | 27-18-4 |
| 10 | 10/22 | LOS ANGELES | W | 7-4 | 5-4-1 | 50 | 01/26 | @ Buffalo | W | 4-2 | 28-18-4 |
| 11 | 10/24 | @ Detroit | W | 5-3 | 6-4-1 | 51 | 01/27 | @ Hartford | L | 4-6 | 28-19-4 |
| 12 | 10/26 | MONTREAL | W | 5-3 | 7-4-1 | 52 | 02/01 | @ Los Angeles | W | 7-4 | 29-19-4 |
| 13 | 10/28 | @ New Jersey | L | 2-3 | 7-5-1 | 53 | 02/04 | @ Winnipeg | L | 3-7 | 29-20-4 |
| 14 | 10/29 | WASHINGTON | W | 1-0 | 8-5-1 | 54 | 02/08 | @ Detroit | W | 8-6 | 30-20-4 |
| 15 | 10/31 | @ Quebec | W | 5-3 | 9-5-1 | 55 | 02/10 | @ Minnesota | L | 4-6 | 30-21-4 |
| 16 | 11/02 | MINNESOTA | W | 4-3 OT | 10-5-1 | 56 | 02/13 | BUFFALO | W | 4-1 | 31-21-4 |
| 17 | 11/04 | @ Minnesota | L | 0-3 | 10-6-1 | 57 | 02/15 | CALGARY | L | 1-4 | 31-22-4 |
| 18 | 11/05 | WINNIPEG | W | 4-3 OT | 11-6-1 | 58 | 02/17 | @ NY Islanders | W | 3-1 | 32-22-4 |
| 19 | 11/09 | PITTSBURGH | W | 4-3 | 12-6-1 | 59 | 02/18 | PITTSBURGH | W | 6-4 | 33-22-5 |
| 20 | 11/11 | @ NY Islanders | W | 5-3 | 13-6-1 | 60 | 02/20 | @ St. Louis | W | 8-3 | 34-22-5 |
| 21 | 11/12 | HARTFORD | W | 4-2 | 14-6-1 | 61 | 02/22 | BOSTON | L | 3-6 | 34-23-5 |
| 22 | 11/16 | @ Vancouver | L | 3-4 | 14-7-1 | 62 | 02/24 | @ New Jersey | L | 2-3 | 34-24-4 |
| 23 | 11/18 | @ Calgary | T | 4-4 OT | 14-7-2 | 63 | 02/25 | PHILADELPHIA | W | 4-1 | 35-24-4 |
| 24 | 11/19 | @ Edmonton | L | 4-5 OT | 14-8-2 | 64 | 02/27 | @ Washington | L | 0-4 | 35-25-4 |
| 25 | 11/22 | @ Los Angeles | L | 3-6 | 14-9-2 | 65 | 03/01 | ST. LOUIS | L | 4-6 | 35-26-4 |
| 26 | 11/26 | @ Minnesota | L | 3-5 | 14-10-2 | 66 | 03/03 | @ Boston | L | 3-4 | 35-27-4 |
| 27 | 11/30 | NY ISLANDERS | L | 0-2 | 14-11-2 | 67 | 03/04 | BOSTON | L | 1-4 | 35-28-4 |
| 28 | 12/03 | DETROIT | L | 3-4 | 14-12-2 | 68 | 03/07 | @ Minnesota | L | 4-5 | 35-29-4 |
| 29 | 12/06 | TORONTO | W | 6-4 | 15-12-2 | 69 | 03/10 | @ St. Louis | T | 2-2 OT | 35-29-5 |
| 30 | 12/09 | @ Pittsburgh | W | 6-4 | 16-12-2 | 70 | 03/11 | ST. LOUIS | L | 4-6 | 35-30-5 |
| 31 | 12/10 | VANCOUVER | W | 7-1 | 17-12-2 | 71 | 03/13 | DETROIT | T | 3-3 OT | 35-30-6 |
| 32 | 12/13 | @ Montreal | W | 3-1 | 18-12-2 | 72 | 03/15 | @ Quebec | W | 6-3 | 36-30-6 |
| 33 | 12/15 | @ Detroit | L | 4-8 | 18-13-2 | 73 | 03/17 | @ Montreal | L | 2-3 OT | 36-31-6 |
| 34 | 12/17 | EDMONTON | W | 6-5 | 19-13-2 | 74 | 03/19 | @ Toronto | W | 3-2 | 37-31-6 |
| 35 | 12/20 | ST. LOUIS | W | 9-6 | 20-13-2 | 75 | 03/22 | NEW JERSEY | W | 6-3 | 38-31-6 |
| 36 | 12/22 | TORONTO | L | 3-5 | 20-14-2 | 76 | 03/24 | @ Detroit | L | 3-5 | 38-32-6 |
| 37 | 12/23 | @ Toronto | W | 7-5 | 21-14-2 | 77 | 03/25 | DETROIT | W | 3-2 | 39-32-6 |
| 38 | 12/26 | @ St. Louis | L | 3-8 | 21-15-2 | 78 | 03/29 | TORONTO | W | 4-2 | 40-32-6 |
| 39 | 12/28 | MINNESOTA | T | 1-1 OT | 21-15-3 | 79 | 03/31 | @ Toronto | L | 4-6 | 40-33-6 |
| 40 | 12/30 | HARTFORD | W | 7-3 | 22-15-3 | 80 | 04/01 | MINNESOTA | W | 4-1 | 41-33-6 |

| PLAYER | GP | G | A | PTS | PIM | PLAYER | GP | G | A | PTS | PIM |
|-------------------|----|----|----|-----|-----|-------------------|----|---|---|-----|-----|
| LARMER, STEVE | 80 | 31 | 59 | 90 | 40 | NOONAN, BRIAN | 8 | 0 | 2 | 2 | 6 |
| SAVARD, DENIS | 60 | 27 | 53 | 80 | 56 | RUSSELL, CAM | 19 | 0 | 1 | 1 | 27 |
| WILSON, DOUG | 70 | 23 | 50 | 73 | 40 | *MILLEN, GREG | 10 | 0 | 1 | 1 | 0 |
| THOMAS, STEVE | 76 | 40 | 30 | 70 | 91 | CLOUTIER, JACQUES | 43 | 0 | 0 | 0 | 8 |
| CREIGHTON, ADAM | 80 | 34 | 36 | 70 | 224 | WAITE, JIMMY | 4 | 0 | 0 | 0 | 0 |
| ROENICK, JEREMY | 78 | 26 | 40 | 66 | 54 | #VINCELETTE, DAN | 2 | 0 | 0 | 0 | 4 |
| MURRAY, TROY | 68 | 17 | 38 | 55 | 86 | PELLUSO, MIKE | 2 | 0 | 0 | 0 | 15 |
| GRAHAM, DIRK | 73 | 22 | 32 | 54 | 102 | | | | | | |
| GILBERT, GREG | 70 | 12 | 25 | 37 | 54 | | | | | | |
| MANSON, DAVE | 59 | 5 | 23 | 28 | 301 | | | | | | |
| BROWN, KEITH | 67 | 5 | 20 | 25 | 87 | | | | | | |
| MURRAY, BOB | 49 | 5 | 19 | 24 | 45 | | | | | | |
| SECORD, AL | 43 | 14 | 7 | 21 | 131 | | | | | | |
| *LEMIEUX, JOCELYN | 39 | 10 | 11 | 21 | 47 | | | | | | |
| HUDSON, MIKE | 49 | 9 | 12 | 21 | 56 | | | | | | |
| YAWNEY, TRENT | 70 | 5 | 15 | 20 | 82 | | | | | | |
| SUTTER, DUANE | 72 | 4 | 14 | 18 | 156 | | | | | | |
| KONROYD, STEVE | 75 | 3 | 14 | 17 | 34 | | | | | | |
| PRESELY, WAYNE | 49 | 6 | 7 | 13 | 69 | | | | | | |
| MCILL, BOB | 69 | 2 | 10 | 12 | 204 | | | | | | |
| VAN DORP, WAYNE | 61 | 7 | 4 | 11 | 303 | | | | | | |
| *GOULET, MICHEL | 8 | 4 | 1 | 5 | 9 | | | | | | |
| #SANPASS, EVERETT | 12 | 2 | 2 | 4 | 17 | | | | | | |
| EAGLES, MIKE | 23 | 1 | 2 | 3 | 34 | | | | | | |
| CASSIDY, BRUCE | 2 | 1 | 1 | 2 | 0 | | | | | | |
| BASSEN, BOB | 6 | 1 | 1 | 2 | 8 | | | | | | |

* ACQUIRED IN SEASON # TRADED IN SEASON

| GOALIES | GP | W | L | T | MIN | GA | SO | AVG |
|-------------------|----|----|----|---|-------|-----|----|------|
| CLOUTIER, JACQUES | 43 | 18 | 15 | 2 | 2,178 | 112 | 2 | 3.09 |
| MILLEN, GREG | 10 | 5 | 4 | 1 | 575 | 32 | 0 | 3.34 |
| CHEVRIER, ALAIN | 39 | 16 | 14 | 3 | 1,894 | 132 | 0 | 4.18 |
| WAITE, JIMMY | 4 | 2 | 0 | 0 | 183 | 14 | 0 | 4.59 |

1990-91 CHICAGO BLACKHAWKS

49-23-8, 106 POINTS, 1ST NORRIS DIVISION

| GM | DATE | OPPONENT | RESULT | SCORE | RECORD | GM | DATE | OPPONENT | RESULT | SCORE | RECORD |
|----|-------|----------------|--------|--------|---------|----|-------|----------------|--------|--------|---------|
| 1 | 10/04 | NY RANGERS | W | 4-3 | 1-0-0 | 41 | 12/28 | @ Buffalo | L | 0-5 | 25-13-3 |
| 2 | 10/06 | @ St. Louis | W | 5-2 | 2-0-0 | 42 | 12/29 | @ NY Islanders | W | 3-1 | 26-13-3 |
| 3 | 10/07 | NY ISLANDERS | L | 2-4 | 2-1-0 | 43 | 12/31 | @ Detroit | W | 4-0 | 27-13-3 |
| 4 | 10/11 | PITTSBURGH | W | 4-1 | 3-1-0 | 44 | 01/03 | NEW JERSEY | W | 5-3 | 28-13-3 |
| 5 | 10/13 | @ Minnesota | W | 4-1 | 4-1-0 | 45 | 01/06 | LOS ANGELES | L | 1-3 | 28-14-3 |
| 6 | 10/14 | CALGARY | L | 1-3 | 4-2-0 | 46 | 01/10 | TORONTO | W | 7-2 | 29-14-3 |
| 7 | 10/16 | @ Detroit | L | 2-3 | 4-3-0 | 47 | 01/11 | @ Winnipeg | W | 3-1 | 30-14-3 |
| 8 | 10/18 | TORONTO | W | 3-0 | 5-3-0 | 48 | 01/13 | MINNESOTA | W | 5-3 | 31-14-3 |
| 9 | 10/20 | @ Toronto | L | 2-6 | 5-4-0 | 49 | 01/16 | @ New Jersey | T | 2-2 OT | 31-14-4 |
| 10 | 10/21 | MINNESOTA | W | 7-1 | 6-4-0 | 50 | 01/17 | @ NY Rangers | W | 3-2 | 32-14-4 |
| 11 | 10/25 | WASHINGTON | W | 3-2 OT | 7-4-0 | 51 | 02/14 | BUFFALO | L | 4-5 | 32-15-4 |
| 12 | 10/27 | @ Boston | L | 4-5 | 7-5-0 | 52 | 01/26 | TORONTO | W | 5-1 | 33-15-4 |
| 13 | 10/28 | MONTREAL | W | 2-1 OT | 8-5-0 | 53 | 01/28 | @ Vancouver | W | 1-0 | 34-15-4 |
| 14 | 11/01 | QUEBEC | W | 6-2 | 9-5-0 | 54 | 02/01 | @ Edmonton | L | 3-4 OT | 34-16-4 |
| 15 | 11/03 | @ Philadelphia | W | 3-1 | 10-5-0 | 55 | 02/02 | @ Calgary | L | 1-3 | 34-17-4 |
| 16 | 11/04 | LOS ANGELES | L | 0-2 | 10-6-0 | 56 | 02/06 | @ Montreal | W | 8-3 | 35-17-4 |
| 17 | 11/06 | @ Hartford | T | 1-1 OT | 10-6-1 | 57 | 02/09 | @ Boston | L | 3-5 | 35-18-4 |
| 18 | 11/08 | EDMONTON | W | 5-3 | 11-6-1 | 58 | 02/10 | @ Hartford | L | 1-3 | 35-19-4 |
| 19 | 11/10 | @ Toronto | W | 5-1 | 12-6-1 | 59 | 02/14 | QUEBEC | W | 2-1 OT | 36-19-4 |
| 20 | 11/11 | WINNIPEG | T | 3-3 OT | 12-6-2 | 60 | 02/17 | DETROIT | T | 3-3 OT | 36-19-5 |
| 21 | 11/14 | @ Detroit | W | 3-2 | 13-6-2 | 61 | 02/18 | @ Philadelphia | L | 3-5 | 36-20-5 |
| 22 | 11/16 | @ Washington | W | 4-3 | 14-6-2 | 62 | 02/21 | BOSTON | W | 4-1 | 37-20-5 |
| 23 | 11/17 | @ Quebec | W | 7-2 | 15-6-2 | 63 | 02/23 | @ Minnesota | T | 3-3 OT | 37-20-6 |
| 24 | 11/20 | @ Edmonton | W | 3-1 | 16-6-2 | 64 | 02/24 | ST. LOUIS | W | 6-2 | 38-20-6 |
| 25 | 11/21 | @ Vancouver | L | 1-4 | 16-7-2 | 65 | 02/26 | @ St. Louis | L | 1-3 | 38-21-6 |
| 26 | 11/24 | @ Calgary | W | 5-3 | 17-7-2 | 66 | 02/28 | HARTFORD | W | 6-3 | 39-21-6 |
| 27 | 11/29 | DETROIT | L | 1-5 | 17-8-2 | 67 | 03/03 | VANCOUVER | W | 8-0 | 40-21-6 |
| 28 | 12/01 | @ Detroit | L | 3-4 | 17-9-2 | 68 | 03/06 | MONTREAL | L | 3-5 | 40-22-6 |
| 29 | 12/02 | ST. LOUIS | W | 3-2 | 18-9-2 | 69 | 03/08 | @ Buffalo | W | 5-3 | 41-22-6 |
| 30 | 12/06 | NY ISLANDERS | W | 5-2 | 19-9-2 | 70 | 03/10 | NY RANGERS | W | 5-2 | 42-22-6 |
| 31 | 12/08 | @ Toronto | W | 2-1 | 20-9-2 | 71 | 03/14 | @ Los Angeles | W | 6-3 | 43-22-6 |
| 32 | 12/09 | PHILADELPHIA | L | 4-5 | 20-10-2 | 72 | 03/16 | @ St. Louis | W | 3-2 | 44-22-6 |
| 33 | 12/11 | @ Pittsburgh | W | 4-1 | 21-10-2 | 73 | 03/17 | ST. LOUIS | W | 6-4 | 45-22-6 |
| 34 | 12/13 | WINNIPEG | W | 5-4 | 22-10-2 | 74 | 03/21 | NEW JERSEY | T | 2-2 OT | 45-22-7 |
| 35 | 12/15 | @ Minnesota | L | 1-5 | 22-11-2 | 75 | 03/23 | @ Pittsburgh | W | 7-5 | 46-22-7 |
| 36 | 12/16 | MINNESOTA | W | 5-2 | 23-11-2 | 76 | 03/24 | MINNESOTA | W | 5-4 | 47-22-7 |
| 37 | 12/19 | WASHINGTON | W | 3-2 | 24-11-2 | 77 | 03/26 | @ Toronto | T | 2-2 OT | 47-22-8 |
| 38 | 12/22 | @ St. Louis | L | 0-5 | 24-12-2 | 78 | 03/28 | TORONTO | W | 5-3 | 48-22-8 |
| 39 | 12/23 | DETROIT | W | 3-2 | 25-12-2 | 79 | 03/30 | @ Minnesota | L | 1-2 | 48-23-8 |
| 40 | 12/26 | ST. LOUIS | T | 6-6 OT | 25-12-3 | 80 | 03/31 | DETROIT | W | 5-1 | 49-23-8 |

| PLAYER | GP | G | A | PTS | PIM | PLAYER | GP | G | A | PTS | PIM |
|-------------------|----|----|----|-----|-----|---|----|---|---|-----|-----|
| LARMER, STEVE | 80 | 44 | 57 | 101 | 79 | *MCKEGNEY, TONY | 9 | 0 | 1 | 1 | 4 |
| ROENICK, JEREMY | 79 | 41 | 53 | 94 | 80 | RUSSELL, CAM | 3 | 0 | 0 | 0 | 5 |
| GOULET, MICHEL | 74 | 27 | 38 | 65 | 65 | MILLEN, GREG | 3 | 0 | 0 | 0 | 0 |
| CHELIOS, CHRIS | 77 | 12 | 52 | 64 | 192 | WAITE, JIMMY | 1 | 0 | 0 | 0 | 0 |
| THOMAS, STEVE | 69 | 19 | 35 | 54 | 129 | HASEK, DOMINIK | 5 | 0 | 0 | 0 | 0 |
| CREIGHTON, ADAM | 72 | 22 | 29 | 51 | 135 | #CLOUTIER, JACQUES | 10 | 0 | 0 | 0 | 2 |
| GRAHAM, DIRK | 80 | 24 | 21 | 45 | 88 | * ACQUIRED IN SEASON # TRADED IN SEASON | | | | | |
| WILSON, DOUG | 51 | 11 | 29 | 40 | 32 | | | | | | |
| MURRAY, TROY | 75 | 14 | 23 | 37 | 74 | | | | | | |
| PRESLEY, WAYNE | 71 | 15 | 19 | 34 | 122 | | | | | | |
| MANSON, DAVE | 75 | 14 | 15 | 29 | 191 | | | | | | |
| GILBERT, GREG | 72 | 10 | 15 | 25 | 58 | | | | | | |
| HUDSON, MIKE | 55 | 7 | 9 | 16 | 62 | | | | | | |
| YAWNEY, TRENT | 61 | 3 | 13 | 16 | 77 | | | | | | |
| KUCERA, FRANTISEK | 40 | 2 | 12 | 14 | 32 | | | | | | |
| LEMIEUX, JOCELYN | 67 | 6 | 7 | 13 | 119 | | | | | | |
| KONROYD, STEVE | 70 | 0 | 12 | 12 | 40 | | | | | | |
| BROWN, KEITH | 45 | 1 | 10 | 11 | 55 | | | | | | |
| MCGILL, BOB | 77 | 4 | 5 | 9 | 151 | | | | | | |
| PELUSO, MIKE | 53 | 6 | 1 | 7 | 320 | | | | | | |
| #MCNEILL, MIKE | 23 | 2 | 2 | 4 | 6 | | | | | | |
| *GILLIS, PAUL | 13 | 0 | 5 | 5 | 53 | | | | | | |
| NOONAN, BRIAN | 7 | 0 | 4 | 4 | 2 | | | | | | |
| BELOUF, ED | 74 | 0 | 3 | 3 | 34 | | | | | | |
| GRIMSON, STU | 35 | 0 | 1 | 1 | 183 | | | | | | |
| STAPLETON, MIKE | 7 | 0 | 1 | 1 | 2 | | | | | | |

| GOALIES | GP | W | L | T | MINS | GA | SO | AVG |
|-------------------|----|----|----|---|-------|-----|----|------|
| BELOUF, ED | 74 | 43 | 19 | 7 | 4,127 | 170 | 4 | 2.47 |
| CLOUTIER, JACQUES | 10 | 2 | 3 | 0 | 405 | 24 | 0 | 3.57 |
| WAITE, JIMMY | 1 | 1 | 0 | 0 | 60 | 2 | 0 | 2 |
| HASEK, DOMINIK | 5 | 3 | 0 | 1 | 195 | 8 | 0 | 2.46 |
| MILLEN, GREG | 3 | 0 | 1 | 0 | 58 | 4 | 0 | 4.14 |

HISTORY OF THE BLACKHAWKS

1991-92 CHICAGO BLACKHAWKS 36-29-15, 87 POINTS, 2ND NORRIS DIVISION

| LEADERSHIP | PLAYERS | 2016-17 | OPPONENTS | TRADITION | RECORDS | PLAYOFFS | HISTORY | MINORS | NHL | MEDIA |
|------------|---------|---------|-----------|-----------|---------|----------|---------|--------|-----|-------|
|------------|---------|---------|-----------|-----------|---------|----------|---------|--------|-----|-------|

| GM | DATE | OPPONENT | RESULT | SCORE | RECORD | GM | DATE | OPPONENT | RESULT | SCORE | RECORD |
|----|-------|----------------|--------|--------|---------|----|-------|----------------|--------|--------|----------|
| 1 | 10/05 | DETROIT | T | 3-3 OT | 0-0-1 | 41 | 01/02 | NY RANGERS | L | 3-4 | 15-17-9 |
| 2 | 10/05 | @ Minnesota | L | 2-4 | 0-1-1 | 42 | 01/04 | @ Toronto | W | 4-2 | 16-17-9 |
| 3 | 10/06 | NEW JERSEY | L | 2-4 | 0-2-1 | 43 | 01/05 | MINNESOTA | W | 5-2 | 17-17-9 |
| 4 | 10/10 | VANCOUVER | W | 7-6 | 1-2-1 | 44 | 01/09 | TORONTO | W | 2-0 | 18-17-9 |
| 5 | 10/12 | @ Washington | W | 7-2 | 2-2-1 | 45 | 01/10 | @ Winnipeg | L | 2-6 | 18-18-9 |
| 6 | 10/13 | SAN JOSE | W | 7-3 | 3-2-1 | 46 | 01/12 | WASHINGTON | W | 4-2 | 19-18-9 |
| 7 | 10/17 | EDMONTON | W | 4-2 | 4-2-1 | 47 | 01/14 | @ Philadelphia | T | 1-1 OT | 19-18-10 |
| 8 | 10/19 | @ St. Louis | T | 4-4 OT | 4-2-2 | 48 | 01/16 | TORONTO | W | 4-0 | 20-18-10 |
| 9 | 10/20 | ST. LOUIS | L | 1-4 | 4-3-2 | 49 | 01/23 | QUEBEC | W | 4-2 | 21-18-10 |
| 10 | 10/22 | @ Pittsburgh | T | 4-4 OT | 4-3-3 | 50 | 01/25 | @ Minnesota | W | 2-0 | 22-18-10 |
| 11 | 10/24 | CALGARY | L | 2-5 | 4-4-3 | 51 | 01/27 | @ Calgary | W | 4-3 OT | 23-18-10 |
| 12 | 10/26 | @ Hartford | W | 4-2 | 5-4-3 | 52 | 01/29 | @ Edmonton | W | 4-3 | 24-18-10 |
| 13 | 10/27 | BOSTON | L | 3-6 | 5-5-3 | 53 | 01/30 | @ Vancouver | L | 1-4 | 24-19-10 |
| 14 | 10/31 | NY ISLANDERS | W | 4-3 | 6-5-3 | 54 | 02/01 | @ Los Angeles | L | 0-2 | 24-20-10 |
| 15 | 11/02 | @ Minnesota | L | 3-4 | 6-6-3 | 55 | 02/05 | @ San Jose | L | 2-5 | 24-21-10 |
| 16 | 11/03 | MINNESOTA | T | 4-4 OT | 6-6-4 | 56 | 02/08 | @ St. Louis | W | 3-1 | 25-21-10 |
| 17 | 11/07 | QUEBEC | W | 4-2 | 7-6-4 | 57 | 02/13 | LOS ANGELES | T | 2-2 OT | 25-21-11 |
| 18 | 11/09 | @ Montreal | L | 2-4 | 7-7-4 | 58 | 02/16 | CALGARY | T | 5-5 OT | 25-21-12 |
| 19 | 11/10 | HARTFORD | W | 3-0 | 8-7-4 | 59 | 02/20 | NEW JERSEY | T | 4-4 OT | 25-21-13 |
| 20 | 11/14 | TORONTO | W | 3-0 | 9-7-4 | 60 | 02/22 | @ Detroit | L | 1-2 | 25-22-13 |
| 21 | 11/16 | @ Toronto | T | 2-2 OT | 9-7-5 | 61 | 02/23 | ST. LOUIS | W | 4-2 | 26-22-13 |
| 22 | 11/17 | ST. LOUIS | W | 5-1 | 10-7-5 | 62 | 02/25 | @ NY Rangers | L | 1-4 | 26-23-13 |
| 23 | 11/19 | @ Detroit | L | 1-4 | 10-8-5 | 63 | 02/27 | DETROIT | W | 4-2 | 27-23-13 |
| 24 | 11/22 | @ Buffalo | L | 0-2 | 10-9-5 | 64 | 02/29 | @ Toronto | L | 5-6 OT | 27-24-13 |
| 25 | 11/27 | @ Edmonton | L | 2-6 | 10-10-5 | 65 | 03/01 | @ Buffalo | W | 3-1 | 28-24-13 |
| 26 | 11/29 | @ Vancouver | L | 2-5 | 10-11-5 | 66 | 03/05 | NY ISLANDERS | T | 4-4 OT | 28-24-14 |
| 27 | 12/01 | @ Winnipeg | L | 2-3 OT | 10-12-5 | 67 | 03/07 | @ Boston | W | 2-1 | 29-24-14 |
| 28 | 12/05 | LOS ANGELES | W | 6-2 | 11-12-5 | 68 | 03/08 | BOSTON | W | 4-0 | 30-24-14 |
| 29 | 12/07 | @ NY Islanders | W | 5-2 | 12-12-5 | 69 | 03/10 | SAN JOSE | W | 5-1 | 31-24-14 |
| 30 | 12/08 | MINNESOTA | W | 7-2 | 13-12-5 | 70 | 03/11 | @ NY Rangers | L | 1-7 | 31-25-14 |
| 31 | 12/10 | @ Detroit | L | 3-5 | 13-13-5 | 71 | 03/15 | PITTSBURGH | L | 3-4 | 31-26-14 |
| 32 | 12/14 | @ Philadelphia | T | 1-1 OT | 13-14-5 | 72 | 03/19 | MINNESOTA | W | 4-1 | 32-26-14 |
| 33 | 12/15 | PHILADELPHIA | T | 4-4 OT | 13-15-5 | 73 | 03/21 | @ Toronto | W | 3-1 | 33-26-14 |
| 34 | 12/19 | MONTREAL | W | 6-4 | 14-15-5 | 74 | 03/22 | BUFFALO | L | 2-6 | 33-27-14 |
| 35 | 12/21 | @ New Jersey | T | 1-1 OT | 14-16-5 | 75 | 03/26 | @ Quebec | W | 5-4 OT | 34-27-14 |
| 36 | 12/22 | ST. LOUIS | W | 5-2 | 15-16-5 | 76 | 03/28 | @ Hartford | W | 3-1 | 35-27-14 |
| 37 | 12/26 | @ St. Louis | L | 1-3 | 15-17-5 | 77 | 03/29 | TORONTO | W | 5-1 | 36-27-14 |
| 38 | 12/27 | WINNIPEG | T | 3-3 OT | 15-18-5 | 78 | 03/31 | @ Detroit | T | 3-3 OT | 36-27-15 |
| 39 | 12/29 | DETROIT | L | 4-6 | 15-19-5 | 79 | 04/12 | DETROIT | L | 1-2 | 36-28-15 |
| 40 | 12/31 | @ Minnesota | L | 2-6 | 15-20-5 | 80 | 04/14 | @ St. Louis | L | 3-5 | 36-29-15 |

| PLAYER | GP | G | A | PTS | PIM | PLAYER | GP | G | A | PTS | PIM |
|--------------------|----|----|----|-----|-----|----------------|----|---|---|-----|-----|
| ROENICK, JEREMY | 80 | 53 | 50 | 103 | 98 | DYKHUIS, KARL | 6 | 1 | 3 | 4 | 4 |
| LARMER, STEVE | 80 | 29 | 45 | 74 | 65 | *BUSKAS, ROD | 42 | 0 | 4 | 4 | 80 |
| GOULET, MICHEL | 75 | 22 | 41 | 63 | 69 | *HRKAC, TONY | 18 | 1 | 2 | 3 | 6 |
| CHELIOS, CHRIS | 80 | 9 | 47 | 56 | 245 | MCAMMOND, DEAN | 5 | 0 | 2 | 2 | 0 |
| *SUTTER, BRENT | 61 | 18 | 32 | 50 | 30 | BELFOUR, ED | 52 | 0 | 2 | 2 | 40 |
| GRAHAM, DIRK | 80 | 17 | 30 | 47 | 89 | #MCGILL, RYAN | 9 | 0 | 2 | 2 | 20 |
| NOONAN, BRIAN | 65 | 19 | 12 | 31 | 81 | WAITE, JIMMY | 17 | 0 | 1 | 1 | 0 |
| SMITH, STEVE | 76 | 9 | 21 | 30 | 304 | *LAUER, BRAD | 6 | 0 | 0 | 0 | 4 |
| HUDSON, MIKE | 76 | 14 | 15 | 29 | 92 | BYRAM, SHAWN | 1 | 0 | 0 | 0 | 0 |
| BROWN, KEITH | 57 | 6 | 10 | 16 | 69 | *JACKSON, JEFF | 1 | 0 | 0 | 0 | 2 |
| LEMIEUX, JOCELYN | 78 | 6 | 10 | 16 | 80 | #LANZ, RICK | 1 | 0 | 0 | 0 | 2 |
| *BROWN, ROB | 25 | 5 | 11 | 16 | 32 | WILLIAMS, SEAN | 2 | 0 | 0 | 0 | 4 |
| #KONROYD, STEVE | 49 | 2 | 14 | 16 | 65 | CONN, ROB | 2 | 0 | 0 | 0 | 2 |
| MARCHMENT, BRYAN | 58 | 5 | 10 | 15 | 168 | BENNETT, ADAM | 5 | 0 | 0 | 0 | 12 |
| *MATTEAU, STEPHANE | 20 | 5 | 8 | 13 | 45 | RUSSELL, CAM | 19 | 0 | 0 | 0 | 34 |
| KUCERA, FRANTISEK | 61 | 3 | 10 | 13 | 36 | HASEK, DOMINIK | 20 | 0 | 0 | 0 | 8 |
| GILBERT, GREG | 50 | 7 | 5 | 12 | 35 | LEBLANC, RAY | 1 | 0 | 0 | 0 | 0 |
| #CREIGHTON, ADAM | 11 | 6 | 6 | 12 | 16 | #GILLIS, PAUL | 2 | 0 | 0 | 0 | 6 |
| PELUSO, MIKE | 63 | 6 | 3 | 9 | 408 | | | | | | |
| KRAVCHUK, IGOR | 18 | 1 | 8 | 9 | 4 | | | | | | |
| STAPLETON, MIKE | 19 | 4 | 4 | 8 | 8 | | | | | | |
| VINCELETTE, DAN | 29 | 3 | 5 | 8 | 56 | | | | | | |
| *THOMAS, STEVE | 11 | 2 | 6 | 8 | 26 | | | | | | |
| #TONEILLI, JOHN | 33 | 1 | 7 | 8 | 37 | | | | | | |
| *HORACEK, TONY | 12 | 1 | 4 | 5 | 21 | | | | | | |
| GRIMSON, STU | 54 | 2 | 2 | 4 | 234 | | | | | | |

* ACQUIRED IN SEASON # TRADED IN SEASON

| GOALIES | GP | W | L | T | MIN | GA | SO | AVG |
|----------------|----|----|----|----|-------|-----|----|------|
| BELFOUR, ED | 52 | 21 | 18 | 10 | 2,928 | 132 | 5 | 2.7 |
| HASEK, DOMINIK | 20 | 10 | 4 | 1 | 1,014 | 44 | 1 | 2.6 |
| WAITE, JIMMY | 17 | 4 | 7 | 4 | 877 | 54 | 0 | 3.69 |
| LEBLANC, RAY | 1 | 1 | 0 | 0 | 60 | 1 | 0 | 1 |

1992-93 CHICAGO BLACKHAWKS

47-25-12, 106 POINTS, 1ST NORRIS DIVISION

| GM | DATE | OPPONENT | RESULT | SCORE | RECORD | GM | DATE | OPPONENT | RESULT | SCORE | RECORD |
|----|-------|------------------|--------|--------|---------|----|-------|----------------|--------|--------|----------|
| 1 | 10/07 | @ Tampa Bay | L | 3-7 | 0-1-0 | 49 | 01/07 | TORONTO | W | 5-3 | 27-16-6 |
| 2 | 10/10 | @ St. Louis | W | 3-0 | 1-1-0 | 50 | 01/09 | @ Winnipeg | L | 2-5 | 27-17-6 |
| 3 | 10/11 | TAMPA BAY | T | 4-4 OT | 1-1-1 | 51 | 01/21 | WASHINGTON | W | 6-2 | 28-17-6 |
| 4 | 10/15 | EDMONTON | L | 3-4 OT | 1-2-1 | 52 | 01/23 | @ Hartford | W | 6-2 | 29-17-6 |
| 5 | 10/17 | @ Toronto | L | 3-4 | 1-3-1 | 53 | 01/24 | VANCOUVER | W | 6-2 | 30-17-6 |
| 6 | 10/18 | VANCOUVER | W | 3-1 | 2-3-1 | 54 | 01/27 | @ Vancouver | T | 4-4 OT | 30-17-7 |
| 7 | 10/21 | @ Buffalo | L | 1-4 | 2-4-1 | 55 | 01/29 | @ San Jose | W | 4-2 | 31-17-7 |
| 8 | 10/22 | NEW JERSEY | L | 5-6 OT | 2-5-1 | 56 | 01/30 | @ Los Angeles | T | 2-2 OT | 31-17-8 |
| 9 | 10/25 | DETROIT | W | 8-2 | 3-5-1 | 57 | 02/03 | @ Detroit | L | 0-5 | 31-18-8 |
| 10 | 10/29 | PHILADELPHIA | T | 5-5 OT | 3-5-2 | 58 | 02/11 | BOSTON | W | 6-3 | 32-18-8 |
| 11 | 10/31 | @ Boston | W | 3-2 | 4-5-2 | 59 | 02/15 | @ Pittsburgh | L | 1-4 | 32-19-8 |
| 12 | 11/01 | SAN JOSE | T | 4-4 OT | 4-5-3 | 60 | 02/14 | DETROIT | L | 3-5 | 32-20-8 |
| 13 | 11/03 | @ Washington (A) | L | 1-4 | 4-6-3 | 61 | 02/18 | LOS ANGELES | W | 7-2 | 33-20-8 |
| 14 | 11/05 | TORONTO | W | 1-0 | 5-6-3 | 62 | 02/21 | CALGARY | W | 4-3 | 34-20-8 |
| 15 | 11/07 | @ Quebec | W | 7-4 | 6-6-3 | 63 | 02/25 | @ Tampa Bay | W | 5-1 | 35-20-8 |
| 16 | 11/08 | PITTSBURGH | W | 7-2 | 7-6-3 | 64 | 02/27 | @ Detroit | W | 2-1 | 36-20-8 |
| 17 | 11/12 | ST. LOUIS | W | 1-0 | 8-6-3 | 65 | 02/28 | ST. LOUIS | L | 1-7 | 36-21-8 |
| 18 | 11/14 | @ Minnesota | L | 0-3 | 8-7-3 | 66 | 03/04 | QUEBEC | T | 3-3 OT | 36-21-9 |
| 19 | 11/15 | MINNESOTA | W | 2-1 | 9-7-3 | 67 | 03/05 | @ New Jersey | T | 1-1 OT | 36-21-10 |
| 20 | 11/17 | @ Detroit | L | 4-5 | 9-8-3 | 68 | 03/07 | OTTAWA | W | 4-2 | 37-21-10 |
| 21 | 11/19 | @ Los Angeles | L | 1-4 | 9-9-3 | 69 | 03/11 | NY RANGERS | L | 1-4 | 37-22-10 |
| 22 | 11/21 | @ San Jose | W | 2-1 | 10-9-3 | 70 | 03/14 | @ Edmonton | W | 5-4 OT | 38-22-10 |
| 23 | 11/23 | @ Vancouver | L | 2-5 | 10-10-3 | 71 | 03/16 | @ Calgary | W | 1-0 | 39-22-10 |
| 24 | 11/27 | @ Edmonton | W | 8-1 | 11-10-3 | 72 | 03/20 | @ Montreal | L | 2-6 | 39-23-10 |
| 25 | 11/28 | @ Calgary | W | 5-2 | 12-10-3 | 73 | 03/21 | TAMPA BAY | W | 3-2 | 40-23-10 |
| 26 | 12/01 | LOS ANGELES (B) | L | 3-6 | 12-11-3 | 74 | 03/25 | BUFFALO | L | 4-6 | 40-24-10 |
| 27 | 12/03 | TORONTO | W | 4-3 | 13-11-3 | 75 | 03/26 | @ NY Rangers | W | 3-1 | 41-24-10 |
| 28 | 12/05 | @ Toronto | T | 2-2 OT | 15-11-4 | 76 | 03/28 | HARTFORD | W | 3-0 | 42-24-10 |
| 29 | 12/06 | MONTREAL | W | 2-0 | 14-11-4 | 77 | 04/01 | DETROIT | L | 1-3 | 42-25-10 |
| 30 | 12/08 | @ Detroit | W | 3-2 | 15-11-4 | 78 | 04/03 | @ St. Louis | T | 3-3 OT | 42-25-11 |
| 31 | 12/10 | NY ISLANDERS | W | 5-3 | 16-11-4 | 79 | 04/04 | ST. LOUIS | W | 5-4 | 43-25-11 |
| 32 | 12/12 | @ Minnesota | W | 3-0 | 17-11-4 | 80 | 04/08 | @ NY Islanders | W | 3-2 | 44-25-11 |
| 33 | 12/17 | WINNIPEG | W | 5-1 | 18-11-4 | 81 | 04/10 | @ Tampa Bay | W | 4-2 | 45-25-11 |
| 34 | 12/19 | @ Philadelphia | L | 1-3 | 18-12-4 | 82 | 04/11 | TAMPA BAY | T | 3-3 OT | 45-25-12 |
| 35 | 12/20 | MINNESOTA | W | 4-0 | 19-12-4 | 83 | 04/13 | @ Minnesota | W | 3-2 | 46-25-12 |
| 36 | 12/23 | @ Ottawa | W | 4-2 | 20-12-4 | 84 | 04/15 | TORONTO | W | 3-2 | 47-25-12 |
| 37 | 12/26 | ST. LOUIS | L | 2-3 OT | 20-13-4 | | | | | | |
| 38 | 12/27 | DETROIT | L | 0-4 | 20-14-4 | | | | | | |
| 39 | 12/29 | @ Detroit | W | 6-3 | 21-14-4 | | | | | | |
| 40 | 12/31 | TAMPA BAY | W | 5-0 | 22-14-4 | | | | | | |
| 41 | 01/02 | @ Washington | T | 2-2 OT | 22-14-5 | | | | | | |
| 42 | 01/03 | WINNIPEG | W | 4-1 | 23-14-5 | | | | | | |
| 43 | 01/07 | EDMONTON | T | 3-3 OT | 23-14-6 | | | | | | |
| 44 | 01/09 | @ St. Louis | L | 1-4 | 23-15-6 | | | | | | |
| 45 | 01/10 | LOS ANGELES | L | 4-5 | 23-16-6 | | | | | | |
| 46 | 01/12 | @ Minnesota | W | 3-1 | 24-16-6 | | | | | | |
| 47 | 01/14 | MINNESOTA | W | 3-1 | 25-16-6 | | | | | | |
| 48 | 01/16 | @ Toronto | W | 5-3 | 26-16-6 | | | | | | |



| PLAYER | GP | G | A | PTS | PIM | PLAYER | GP | G | A | PTS | PIM |
|-------------------|----|----|----|-----|-----|----------------------|----|---|---|-----|-----|
| ROENICK, JEREMY | 84 | 50 | 57 | 107 | 86 | RUSSELL, CAM | 67 | 2 | 4 | 6 | 151 |
| CHELIOS, CHRIS | 84 | 15 | 58 | 73 | 282 | DYKHUIS, KARL | 12 | 0 | 5 | 5 | 0 |
| LARMER, STEVE | 84 | 35 | 35 | 70 | 48 | MURRAY, TROY | 22 | 1 | 3 | 4 | 25 |
| SMITH, STEVE | 78 | 10 | 47 | 57 | 214 | BELOUR, ED | 71 | 0 | 3 | 3 | 28 |
| SUTTER, BRENT | 65 | 20 | 34 | 54 | 67 | GRIMSON, STU | 78 | 1 | 1 | 2 | 193 |
| RUUTTU, CHRISTIAN | 84 | 17 | 37 | 54 | 134 | BENNETT, ADAM | 16 | 0 | 2 | 2 | 8 |
| GOULET, MICHEL | 63 | 23 | 21 | 44 | 43 | LAUER, BRAD | 7 | 0 | 1 | 1 | 2 |
| GRAHAM, DIRK | 84 | 20 | 17 | 34 | 139 | TICHY, MILAN | 13 | 0 | 1 | 1 | 30 |
| MATTEAU, STEPHANE | 79 | 15 | 18 | 33 | 98 | MUNI, CRAIG | 9 | 0 | 0 | 0 | 8 |
| GILBERT, GREG | 77 | 13 | 19 | 32 | 57 | WAITE, JIMMY | 20 | 0 | 0 | 0 | 0 |
| LEMIEUX, JOCELYN | 81 | 10 | 21 | 31 | 111 | KRIVOKRASOV, SERGEI | 4 | 0 | 0 | 0 | 2 |
| NOONAN, BRIAN | 63 | 16 | 14 | 30 | 82 | ANDRIEVSKI, ALEXANDR | 1 | 0 | 0 | 0 | 0 |
| MARCHAND, BRYAN | 78 | 5 | 15 | 20 | 313 | #BANCROFT, STEVE | 1 | 0 | 0 | 0 | 0 |
| KUCERA, FRANTISEK | 71 | 5 | 14 | 19 | 59 | TEPPER, STEPHEN | 1 | 0 | 0 | 0 | 0 |
| CHRISTIAN, DAVE | 60 | 4 | 14 | 18 | 12 | BUSKAS, ROD | 4 | 0 | 0 | 0 | 26 |
| #MURPHY, JOE | 19 | 7 | 10 | 17 | 18 | | | | | | |
| #KRAVCHUK, IGOR | 38 | 6 | 9 | 15 | 30 | | | | | | |
| BROWN, KEITH | 33 | 2 | 6 | 8 | 39 | | | | | | |
| BROWN, ROB | 15 | 1 | 6 | 7 | 33 | | | | | | |
| #HUDSON, MIKE | 36 | 1 | 6 | 7 | 44 | | | | | | |

* ACQUIRED IN SEASON # TRADED IN SEASON

| GOALIES | GP | W | L | T | MINS | GA | SO | AVG |
|--------------|----|----|----|----|-------|-----|----|------|
| BELOUR, ED | 71 | 41 | 18 | 11 | 4,106 | 177 | 7 | 2.59 |
| WAITE, JIMMY | 20 | 6 | 7 | 1 | 996 | 49 | 2 | 2.9 |

HISTORY OF THE BLACKHAWKS

1993-94 CHICAGO BLACKHAWKS 39-36-9, 87 POINTS, 5TH CENTRAL DIVISION

| LEADERSHIP | PLAYERS | 2016-17 | OPPONENTS | TRADITION | RECORDS | PLAYOFFS | HISTORY | MINORS | NHL | MEDIA |
|------------|---------|---------|-----------|-----------|---------|----------|---------|--------|-----|-------|
|------------|---------|---------|-----------|-----------|---------|----------|---------|--------|-----|-------|

| GM | DATE | OPPONENT | RESULT | SCORE | RECORD | GM | DATE | OPPONENT | RESULT | SCORE | RECORD |
|----|-------|----------------|--------|--------|---------|----|-------|----------------|--------|--------|---------|
| 1 | 10/06 | FLORIDA | T | 4-4 OT | 0-0-1 | 43 | 01/13 | TAMPA BAY | W | 1-0 | 21-18-4 |
| 2 | 10/09 | @ Toronto | L | 1-2 | 0-1-1 | 44 | 01/15 | @ NY Islanders | T | 5-5 OT | 21-18-5 |
| 3 | 10/10 | WINNIPEG | W | 4-3 OT | 1-1-1 | 45 | 01/16 | NY RANGERS | L | 1-5 | 21-19-5 |
| 4 | 10/12 | @ Dallas | T | 3-3 OT | 1-1-2 | 46 | 01/25 | @ Detroit | W | 5-0 | 22-19-5 |
| 5 | 10/14 | HARTFORD | L | 2-6 | 1-2-2 | 47 | 01/27 | DETROIT | L | 3-4 OT | 22-20-5 |
| 6 | 10/16 | @ Winnipeg | L | 0-1 OT | 1-3-2 | 48 | 01/29 | OTTAWA | T | 3-3 OT | 22-20-6 |
| 7 | 10/18 | DALLAS | L | 3-5 | 1-4-2 | 49 | 01/31 | @ Ottawa | W | 1-0 | 23-20-6 |
| 8 | 10/21 | QUEBEC | W | 3-2 | 2-4-2 | 50 | 02/02 | @ Vancouver | L | 4-6 | 23-21-6 |
| 9 | 10/23 | DETROIT | W | 4-2 | 3-4-2 | 51 | 02/04 | @ Edmonton | W | 3-1 | 24-21-6 |
| 10 | 10/26 | ST. LOUIS | W | 9-2 | 4-4-2 | 52 | 02/06 | @ Anaheim | W | 3-2 | 25-21-6 |
| 11 | 10/28 | TORONTO | L | 2-4 | 4-5-2 | 53 | 02/08 | @ San Jose (A) | L | 3-4 | 25-22-6 |
| 12 | 10/30 | @ Pittsburgh | L | 3-4 | 4-6-2 | 54 | 02/09 | @ Los Angeles | L | 2-4 | 25-23-6 |
| 13 | 10/31 | PHILADELPHIA | L | 6-9 | 4-7-2 | 55 | 02/11 | @ San Jose | L | 3-4 | 25-24-6 |
| 14 | 11/04 | NY ISLANDERS | W | 4-2 | 5-7-2 | 56 | 02/13 | @ San Jose | L | 0-1 | 25-25-6 |
| 15 | 11/07 | EDMONTON | W | 3-0 | 6-7-2 | 57 | 02/14 | @ Calgary | W | 4-2 | 26-25-6 |
| 16 | 11/11 | PITTSBURGH | W | 4-1 | 7-7-2 | 58 | 02/17 | VANCOUVER | L | 2-4 | 26-26-6 |
| 17 | 11/13 | @ Toronto | W | 3-2 | 8-7-2 | 59 | 02/18 | @ Winnipeg | W | 7-2 | 27-26-6 |
| 18 | 11/14 | DALLAS | W | 4-1 | 9-7-2 | 60 | 02/20 | NEW JERSEY | T | 1-1 OT | 27-26-7 |
| 19 | 11/18 | @ Florida | W | 3-2 | 10-7-2 | 61 | 02/24 | WINNIPEG | W | 6-3 | 28-26-7 |
| 20 | 11/20 | @ Tampa Bay | L | 3-4 | 10-8-2 | 62 | 02/25 | @ Buffalo | W | 3-1 | 29-26-7 |
| 21 | 11/24 | @ Edmonton | W | 3-1 | 11-8-2 | 63 | 02/27 | BOSTON | L | 0-4 | 29-27-7 |
| 22 | 11/26 | @ Calgary | W | 6-3 | 12-8-2 | 64 | 03/03 | CALGARY | W | 4-2 | 30-27-7 |
| 23 | 11/29 | @ Vancouver | L | 1-2 OT | 12-9-2 | 65 | 03/06 | LOS ANGELES | T | 3-3 OT | 30-27-8 |
| 24 | 12/04 | @ New Jersey | T | 2-2 OT | 12-9-3 | 66 | 03/08 | ANAHEIM (B) | W | 3-0 | 31-27-8 |
| 25 | 12/07 | @ St. Louis | L | 2-3 | 12-10-3 | 67 | 03/09 | @ Los Angeles | W | 4-0 | 32-27-8 |
| 26 | 12/11 | @ Boston | W | 5-4 | 13-10-3 | 68 | 03/11 | @ Anaheim | W | 3-2 | 33-27-8 |
| 27 | 12/12 | SAN JOSE | W | 2-1 | 14-10-3 | 69 | 03/13 | VANCOUVER | W | 5-2 | 34-27-8 |
| 28 | 12/15 | @ Dallas | W | 3-2 | 15-10-3 | 70 | 03/14 | @ Quebec | L | 1-5 | 34-28-8 |
| 29 | 12/18 | @ Philadelphia | T | 2-2 OT | 15-10-4 | 71 | 03/16 | @ Montreal | L | 3-5 | 34-29-8 |
| 30 | 12/19 | ANAHEIM | W | 2-0 | 16-10-4 | 72 | 03/18 | @ NY Rangers | W | 7-3 | 35-29-8 |
| 31 | 12/21 | @ Detroit | L | 1-5 | 16-11-4 | 73 | 03/20 | ST. LOUIS | L | 3-4 OT | 35-30-8 |
| 32 | 12/23 | SAN JOSE | W | 5-3 | 17-11-4 | 74 | 03/22 | @ Detroit | L | 1-3 | 35-31-8 |
| 33 | 12/26 | @ St. Louis | L | 2-3 | 17-12-4 | 75 | 03/24 | MONTREAL | T | 5-5 OT | 35-31-9 |
| 34 | 12/27 | TORONTO | W | 5-2 | 18-12-4 | 76 | 03/27 | DETROIT | L | 1-3 | 35-32-9 |
| 35 | 12/29 | @ Winnipeg | L | 2-3 | 18-13-4 | 77 | 03/30 | @ Hartford | L | 2-3 OT | 35-33-9 |
| 36 | 12/31 | DALLAS | L | 2-5 | 18-14-4 | 78 | 03/31 | WASHINGTON | L | 3-6 | 35-34-9 |
| 37 | 01/02 | WINNIPEG | W | 5-1 | 19-14-4 | 79 | 04/03 | CALGARY | W | 2-1 | 36-34-9 |
| 38 | 01/04 | @ Dallas | W | 2-1 OT | 20-14-4 | 80 | 04/05 | @ St. Louis | L | 1-5 | 36-35-9 |
| 39 | 01/06 | ANAHEIM | L | 2-6 | 20-15-4 | 81 | 04/08 | ST. LOUIS | W | 6-1 | 37-35-9 |
| 40 | 01/08 | @ Washington | L | 1-4 | 20-16-4 | 82 | 04/10 | LOS ANGELES | W | 2-1 | 38-35-9 |
| 41 | 01/09 | EDMONTON | L | 2-4 | 20-17-4 | 83 | 04/12 | @ Toronto | W | 4-3 | 39-35-9 |
| 42 | 01/11 | BUFFALO | L | 2-5 | 20-18-4 | 84 | 04/14 | TORONTO | L | 4-6 | 39-36-9 |


| PLAYER | GP | G | A | PTS | PIM | PLAYER | GP | G | A | PTS | PIM |
|--------------------|----|----|----|-----|-----|---------------------|----|---|---|-----|-----|
| ROENICK, JEREMY | 84 | 46 | 61 | 107 | 125 | KIMBLE, DARIN | 65 | 4 | 2 | 6 | 133 |
| MURPHY, JOE | 81 | 31 | 39 | 70 | 111 | *SUTER, GARY | 16 | 2 | 3 | 5 | 18 |
| CHELOS, CHRIS | 76 | 16 | 44 | 60 | 212 | *MARCHIONNI, BRYAN | 13 | 1 | 4 | 5 | 42 |
| SUTTER, BRENT | 73 | 9 | 29 | 38 | 45 | *AMONTE, TONY | 7 | 1 | 3 | 4 | 6 |
| #NOONAN, BRIAN | 64 | 14 | 21 | 35 | 57 | #MUNI, CRAIG | 9 | 0 | 4 | 4 | 4 |
| GRAHAM, DIRK | 67 | 15 | 18 | 33 | 45 | BELOF, ED | 70 | 0 | 4 | 4 | 61 |
| #MATTEAU, STEPHANE | 65 | 15 | 16 | 31 | 55 | CHRISTIAN, DAVE | 9 | 0 | 3 | 3 | 0 |
| GOULET, MICHEL | 56 | 16 | 14 | 30 | 26 | KRIVOKRASOV, SERGEI | 9 | 1 | 0 | 1 | 4 |
| RUUTU, CHRISTIAN | 54 | 9 | 20 | 29 | 68 | DROPPA, IVAN | 12 | 0 | 1 | 1 | 12 |
| SMITH, STEVE | 57 | 5 | 22 | 27 | 174 | HACKETT, JEFF | 22 | 0 | 1 | 1 | 2 |
| SUTTER, RICH | 83 | 12 | 14 | 26 | 108 | *MURRAY, TROY | 12 | 0 | 1 | 1 | 6 |
| *WEINRICH, ERIC | 54 | 3 | 23 | 26 | 31 | SOUCY, CHRISTIAN | 1 | 0 | 0 | 0 | 0 |
| *POULIN, PATRICK | 58 | 12 | 13 | 25 | 40 | HORACEK, TONY | 7 | 0 | 0 | 0 | 53 |
| #LEMIEUX, JOCELYN | 66 | 12 | 8 | 20 | 63 | *DIRK, ROBERT | 6 | 0 | 0 | 0 | 26 |
| #KUCERA, FRANTISEK | 60 | 4 | 13 | 17 | 34 | *SMYTH, GREG | 38 | 0 | 0 | 0 | 108 |
| SHANTZ, JEFF | 52 | 3 | 13 | 16 | 30 | | | | | | |
| WILKINSON, NEIL | 72 | 3 | 9 | 12 | 116 | | | | | | |
| #TODD, KEVIN | 35 | 5 | 6 | 11 | 16 | | | | | | |
| *YSEBAERT, PAUL | 11 | 5 | 3 | 8 | 8 | | | | | | |
| *CARNY, KEITH | 30 | 3 | 5 | 8 | 35 | | | | | | |
| DUBINSKY, STEVE | 27 | 2 | 6 | 8 | 16 | | | | | | |
| RUSSEL, CAM | 67 | 1 | 7 | 8 | 200 | | | | | | |
| *CUNNEWORTH, RANDY | 16 | 4 | 3 | 7 | 13 | | | | | | |


* ACQUIRED IN SEASON # TRADED IN SEASON

| GOALIES | GP | W | L | T | MIN | GA | SO | AVG |
|------------------|----|----|----|---|-------|-----|----|------|
| SOUCY, CHRISTIAN | 1 | 0 | 0 | 0 | 3 | 0 | 0 | 0 |
| BELOF, ED | 70 | 37 | 24 | 6 | 3,998 | 178 | 7 | 2.67 |
| HACKETT, JEFF | 22 | 2 | 12 | 3 | 1,084 | 62 | 0 | 3.43 |

1994-95 CHICAGO BLACKHAWKS

24-19-5, 53 POINTS, 3RD CENTRAL DIVISION

| GM | DATE | OPPONENT | RESULT | SCORE | RECORD | GM | DATE | OPPONENT | RESULT | SCORE | RECORD |
|----|-------|---------------|--------|--------|---------|---|-------|-------------|--------|--------|---------|
| 1 | 01/20 | @ Detroit | L | 1-4 | 0-1-0 | 42 | 04/21 | WINNIPEG | L | 1-2 | 19-19-5 |
| 2 | 01/23 | @ Winnipeg | L | 3-5 | 0-2-0 | 43 | 04/23 | @ St. Louis | T | 2-2 OT | 19-19-5 |
| 3 | 01/25 | EDMONTON | W | 5-1 | 1-2-0 | 44 | 04/25 | VANCOUVER | W | 4-3 OT | 20-19-5 |
| 4 | 01/27 | TORONTO | W | 4-1 | 2-2-0 | 45 | 04/27 | DALLAS | W | 5-1 | 21-19-5 |
| 5 | 01/29 | @ Los Angeles | W | 6-3 | 3-2-0 | 46 | 04/30 | @ Detroit | W | 4-0 | 22-19-5 |
| 6 | 01/30 | @ San Jose | L | 1-2 | 3-3-0 | 47 | 05/01 | WINNIPEG | W | 3-2 | 23-19-5 |
| 7 | 02/01 | @ Edmonton | W | 7-0 | 4-3-0 | 48 | 05/03 | LOS ANGELES | W | 5-1 | 24-19-5 |
| 8 | 02/03 | @ Calgary | W | 4-3 OT | 5-3-0 | NOTE: 1994-95 season shortened to 48 games due to 104-day lockout (Oct. 1, 1994-Jan. 11, 1995). | | | | | |
| 9 | 02/05 | @ Vancouver | W | 9-4 | 6-3-0 | | | | | | |
| 10 | 02/07 | @ Anaheim | W | 3-0 | 7-3-0 | | | | | | |
| 11 | 02/09 | @ St. Louis | W | 5-0 | 8-3-0 | | | | | | |
| 12 | 02/13 | @ Toronto | L | 2-4 | 8-4-0 | | | | | | |
| 13 | 02/16 | CALGARY | T | 2-2 OT | 8-4-1 | | | | | | |
| 14 | 02/19 | EDMONTON | W | 4-1 | 9-4-1 | | | | | | |
| 15 | 02/20 | SAN JOSE | W | 3-2 | 10-4-1 | | | | | | |
| 16 | 02/23 | DETROIT | L | 2-4 | 10-5-1 | | | | | | |
| 17 | 02/26 | @ Dallas | W | 2-1 | 11-5-1 | | | | | | |
| 18 | 02/28 | @ Los Angeles | W | 8-4 | 12-5-1 |  | | | | | |
| 19 | 03/01 | @ Anaheim | L | 1-3 | 12-6-1 | | | | | | |
| 20 | 03/03 | @ Edmonton | W | 5-2 | 13-6-1 | | | | | | |
| 21 | 03/05 | ANAHEIM | W | 3-0 | 14-6-1 | | | | | | |
| 22 | 03/07 | CALGARY | L | 3-6 | 14-7-1 | | | | | | |
| 23 | 03/09 | LOS ANGELES | L | 3-4 | 14-8-1 | | | | | | |
| 24 | 03/11 | @ Toronto | T | 2-2 OT | 14-8-2 | | | | | | |
| 25 | 03/13 | @ Dallas | L | 2-4 | 14-9-2 | | | | | | |
| 26 | 03/16 | VANCOUVER | W | 9-2 | 15-9-2 | | | | | | |
| 27 | 03/19 | @ Winnipeg | W | 3-2 | 16-9-2 | | | | | | |
| 28 | 03/21 | @ San Jose | W | 7-3 | 17-9-2 | | | | | | |
| 29 | 03/25 | @ Vancouver | W | 3-1 | 18-9-2 | | | | | | |
| 30 | 03/26 | ANAHEIM | W | 5-2 | 19-9-2 | | | | | | |
| 31 | 03/29 | ST. LOUIS | L | 1-3 | 19-10-2 | | | | | | |
| 32 | 03/31 | TORONTO | T | 3-3 OT | 19-10-3 | | | | | | |
| 33 | 04/02 | DALLAS | L | 1-2 | 19-11-3 | | | | | | |
| 34 | 04/04 | @ Calgary | L | 2-3 | 19-12-3 | | | | | | |
| 35 | 04/05 | @ Winnipeg | L | 1-4 | 19-13-3 | | | | | | |
| 36 | 04/09 | DETROIT | L | 1-4 | 19-14-3 | | | | | | |
| 37 | 04/12 | SAN JOSE | L | 2-3 | 19-15-3 | | | | | | |
| 38 | 04/14 | DETROIT | L | 1-3 | 19-16-3 | | | | | | |
| 39 | 04/16 | @ Dallas | L | 0-2 | 19-17-3 | | | | | | |
| 40 | 04/17 | TORONTO | L | 1-3 | 19-18-3 | | | | | | |
| 41 | 04/19 | ST. LOUIS | T | 2-2 OT | 19-18-4 | | | | | | |

| PLAYER | GP | G | A | PTS | PIM | PLAYER | GP | G | A | PTS | PIM |
|---------------------|----|----|----|-----|-------|---|----|------|---|-----|-----|
| NICHOLS, BERNIE | 48 | 22 | 29 | 51 | 32 | BELFOUR, ED | 42 | 0 | 3 | 3 | 11 |
| MURPHY, JOE | 40 | 23 | 18 | 41 | 89 | DAZE, ERIC | 4 | 1 | 1 | 2 | 2 |
| CHELOS, CHRIS | 48 | 5 | 33 | 38 | 72 | JOHANSON, ROGER | 11 | 1 | 0 | 1 | 6 |
| SUTER, GARY | 48 | 10 | 27 | 37 | 42 | CARNEY, KEITH | 18 | 1 | 0 | 1 | 11 |
| AMONTE, TONY | 48 | 15 | 20 | 35 | 41 | HORACEK, TONY | 19 | 0 | 1 | 1 | 25 |
| ROENICK, JEREMY | 33 | 10 | 24 | 34 | 14 | *WAITE, JIMMY | 2 | 0 | 0 | 0 | 0 |
| POULIN, PATRICK | 45 | 15 | 15 | 30 | 53 | GAUTHIER, DANIEL | 5 | 0 | 0 | 0 | 0 |
| KRIVOKRASOV, SERGEI | 41 | 12 | 7 | 19 | 33 | HACKETT, JEFF | 7 | 0 | 0 | 0 | 0 |
| SHANITZ, JEFF | 45 | 6 | 12 | 18 | 33 | KIMBLE, DARIN | 14 | 0 | 0 | 0 | 30 |
| SUTTER, BRENT | 47 | 7 | 8 | 15 | 51 | #SUTTER, RICH | 15 | 0 | 0 | 0 | 28 |
| GRAHAM, DIRK | 40 | 4 | 9 | 13 | 42 | DUBINSKY, STEVE | 16 | 0 | 0 | 0 | 8 |
| WEINRICH, ERIC | 48 | 3 | 10 | 13 | 33 | * ACQUIRED IN SEASON # TRADED IN SEASON | | | | | |
| SMITH, STEVE | 48 | 1 | 12 | 13 | 128 | | | | | | |
| HYSEBART, PAUL | 15 | 4 | 5 | 9 | 6 |  | | | | | |
| *SAVARD, DENIS | 12 | 4 | 4 | 8 | 8 | | | | | | |
| *CRAVEN, MURRAY | 16 | 4 | 3 | 7 | 2 | | | | | | |
| #RUUTU, CHRISTIAN | 20 | 2 | 5 | 7 | 6 | | | | | | |
| GRIEVE, BRENT | 24 | 1 | 5 | 6 | 23 | | | | | | |
| *CUMMINS, JIM | 27 | 3 | 1 | 4 | 117 | | | | | | |
| *DIDUCK, GERALD | 13 | 1 | 0 | 1 | 48 | | | | | | |
| RUSSELL, CAM | 33 | 1 | 3 | 4 | 88 | | | | | | |
| SMYTH, GREG | 22 | 0 | 3 | 3 | 33 | | | | | | |
| | | | | | | | | | | | |
| GOALIES | GP | W | L | T | MIN | GA | SO | AVG | | | |
| BELFOUR, ED | 42 | 22 | 15 | 3 | 2,450 | 93 | 5 | 2.28 | | | |
| HACKETT, JEFF | 7 | 1 | 3 | 2 | 328 | 13 | 0 | 2.38 | | | |
| WAITE, JIMMY | 2 | 1 | 1 | 0 | 119 | 5 | 0 | 2.52 | | | |

HISTORY OF THE BLACKHAWKS

1995-96 CHICAGO BLACKHAWKS 40-28-14, 94 POINTS, 2ND CENTRAL DIVISION

| | GM | DATE | OPPONENT | RESULT | SCORE | RECORD | GM | DATE | OPPONENT | RESULT | SCORE | RECORD |
|---------------------|----|-------|---------------|--------|--------|-----------------|----|-------|----------------|--------|--------|----------|
| LEADERSHIP | 1 | 10/07 | @ San Jose | W | 4-3 | 1-0-0 | 42 | 01/06 | @ Detroit | L | 0-3 | 20-14-8 |
| | 2 | 10/10 | @ Los Angeles | L | 5-6 OT | 1-1-0 | 43 | 01/07 | DALLAS | W | 5-2 | 21-14-8 |
| | 3 | 10/12 | PITTSBURGH | W | 5-1 | 2-1-0 | 44 | 01/09 | @ NY Islanders | T | 3-3 OT | 21-14-9 |
| | 4 | 10/14 | @ Hartford | L | 2-3 | 2-2-0 | 45 | 01/12 | ANAHEIM | W | 3-0 | 22-14-9 |
| PLAYERS | 5 | 10/15 | CALGARY | T | 1-1 OT | 2-2-1 | 46 | 01/14 | LOS ANGELES | W | 5-2 | 23-14-9 |
| | 6 | 10/17 | @ Florida | W | 6-3 | 3-2-1 | 47 | 01/17 | WASHINGTON | L | 2-3 | 23-15-9 |
| | 7 | 10/19 | TAMPA BAY | L | 1-4 | 3-3-1 | 48 | 01/22 | @ Ottawa | W | 7-3 | 24-15-9 |
| | 8 | 10/21 | @ St. Louis | W | 4-1 | 4-3-1 | 49 | 01/24 | @ Toronto | T | 2-2 OT | 24-15-10 |
| 2016-17 | 9 | 10/22 | PHILADELPHIA | W | 5-4 | 5-3-1 | 50 | 01/25 | SAN JOSE | W | 2-1 | 25-15-10 |
| | 10 | 10/26 | TORONTO | L | 1-2 | 5-4-1 | 51 | 01/27 | DETROIT | T | 5-5 OT | 25-15-11 |
| | 11 | 10/28 | @ Montreal | L | 3-5 | 5-5-1 | 52 | 01/31 | @ Edmonton | W | 4-0 | 26-15-11 |
| | 12 | 10/29 | BUFFALO | W | 6-3 | 6-5-1 | 53 | 02/03 | @ San Jose | W | 4-1 | 27-15-11 |
| OPPONENTS | 13 | 11/01 | @ Dallas | T | 1-1 OT | 6-5-2 | 54 | 02/04 | @ Anaheim | W | 4-1 | 28-15-11 |
| | 14 | 11/05 | COLORADO | L | 3-7 | 6-6-2 | 55 | 02/06 | @ Los Angeles | W | 5-2 | 29-15-11 |
| | 15 | 11/09 | VANCOUVER | W | 5-2 | 7-6-2 | 56 | 02/08 | @ St. Louis | W | 6-1 | 30-15-11 |
| | 16 | 11/11 | @ Washington | W | 4-1 | 8-6-2 | 57 | 02/10 | @ Pittsburgh | L | 3-6 | 30-16-11 |
| TRADITION | 17 | 11/12 | EDMONTON | T | 4-4 OT | 8-6-3 | 58 | 02/15 | BOSTON | W | 3-0 | 31-16-11 |
| | 18 | 11/14 | @ Winnipeg | L | 5-6 OT | 8-7-3 | 59 | 02/18 | EDMONTON | W | 4-1 | 32-16-11 |
| | 19 | 11/16 | NY RANGERS | W | 3-1 | 9-7-3 | 60 | 02/22 | ST. LOUIS | L | 3-4 OT | 32-17-11 |
| | 20 | 11/19 | SAN JOSE | L | 2-3 | 9-8-3 | 61 | 02/23 | @ Winnipeg | L | 0-1 OT | 32-18-11 |
| RECORDS | 21 | 11/22 | @ Colorado | L | 2-6 | 9-9-3 | 62 | 02/25 | @ Philadelphia | L | 2-3 | 32-19-11 |
| | 22 | 11/24 | @ Anaheim | W | 5-4 OT | 10-9-3 | 63 | 02/29 | COLORADO | W | 4-3 | 33-19-11 |
| | 23 | 11/26 | @ Calgary | T | 2-2 OT | 10-9-4 | 64 | 03/01 | @ Colorado | L | 3-5 | 33-20-11 |
| | 24 | 11/28 | @ Edmonton | W | 5-3 | 11-9-4 | 65 | 03/03 | DETROIT | L | 2-6 | 33-21-11 |
| PLAYOFFS | 25 | 11/29 | @ Vancouver | T | 2-2 OT | 11-9-5 | 66 | 03/05 | @ Tampa Bay | L | 0-2 | 33-22-11 |
| | 26 | 12/02 | @ Winnipeg | T | 2-2 OT | 11-9-6 | 67 | 03/08 | LOS ANGELES | L | 2-4 | 33-23-11 |
| | 27 | 12/06 | @ NY Rangers | T | 5-5 OT | 11-9-7 | 68 | 03/11 | FLORIDA | W | 8-4 | 34-23-11 |
| | 28 | 12/07 | OTTAWA | L | 2-5 | 11-10-7 | 69 | 03/14 | VANCOUVER | W | 5-1 | 35-23-11 |
| HISTORY | 29 | 12/10 | HARTFORD | W | 4-1 | 12-10-7 | 70 | 03/17 | NY ISLANDERS | W | 5-1 | 36-23-11 |
| | 30 | 12/13 | @ Detroit | L | 1-3 | 12-11-7 | 71 | 03/20 | CALGARY | L | 2-3 | 36-24-11 |
| | 31 | 12/15 | MONTREAL | L | 1-4 | 12-12-7 | 72 | 03/22 | @ New Jersey | W | 4-2 | 37-24-11 |
| | 32 | 12/17 | WINNIPEG | W | 3-1 | 13-12-7 | 73 | 03/24 | ANAHEIM | T | 2-2 OT | 37-24-12 |
| MINORS | 33 | 12/20 | @ Toronto | W | 4-2 | 14-12-7 | 74 | 03/27 | @ Calgary | L | 0-1 | 37-25-12 |
| | 34 | 12/21 | TORONTO | T | 3-3 OT | 14-12-8 | 75 | 03/29 | @ Vancouver | L | 2-4 | 37-26-12 |
| | 35 | 12/23 | @ Dallas | W | 2-0 | 15-12-8 | 76 | 03/31 | DALLAS | W | 5-3 | 38-26-12 |
| | 36 | 12/26 | DALLAS | W | 5-3 | 16-12-8 | 77 | 04/03 | @ Toronto | W | 5-2 | 39-26-12 |
| NHL | 37 | 12/28 | WINNIPEG | W | 4-3 | 17-12-8 | 78 | 04/05 | @ Dallas | T | 3-3 OT | 39-26-13 |
| | 38 | 12/29 | @ Buffalo | W | 5-2 | 18-12-8 | 79 | 04/07 | DETROIT | L | 1-4 | 39-27-13 |
| | 39 | 12/31 | NEW JERSEY | W | 5-0 | 19-12-8 | 80 | 04/11 | TORONTO | W | 5-2 | 40-27-13 |
| | 40 | 01/02 | @ Boston | W | 5-2 | 20-12-8 | 81 | 04/12 | @ Detroit | L | 3-5 | 40-28-13 |
| MEDIA | 41 | 01/04 | ST. LOUIS | L | 1-3 | 20-13-8 | 82 | 04/14 | ST. LOUIS | T | 2-2 OT | 40-28-14 |
| | | | | | | | | | | | | |
| | | | | | | | | | | | | |
| | | | | | | | | | | | | |
| PLAYER | GP | G | A | PTS | PIM | PLAYER | GP | G | A | PTS | PIM | |
| CHELIUS, CHRIS | 81 | 14 | 58 | 72 | 140 | MILLER, KIP | 10 | 1 | 4 | 5 | 2 | |
| ROENICK, JEREMY | 66 | 32 | 35 | 67 | 109 | RUSSELL, CAM | 61 | 2 | 2 | 4 | 129 | |
| SUTER, GARY | 82 | 20 | 47 | 67 | 80 | BELFOUR, ED | 50 | 0 | 2 | 2 | 36 | |
| AMONTE, TONY | 81 | 31 | 32 | 63 | 62 | MOREAU, ETHAN | 8 | 0 | 1 | 1 | 4 | |
| NICHOLLS, BERNIE | 59 | 19 | 41 | 60 | 60 | *CICONE, ENRICO | 11 | 0 | 1 | 1 | 48 | |
| DAZE, ERIC | 80 | 30 | 23 | 53 | 18 | HACKETT, JEFF | 35 | 0 | 1 | 1 | 8 | |
| MURPHY, JOE | 70 | 22 | 29 | 51 | 86 | WATTE, JIMMY | 1 | 0 | 0 | 0 | 0 | |
| SAVARO, DENIS | 69 | 13 | 35 | 48 | 102 | COLE, DANTON | 2 | 0 | 0 | 0 | 0 | |
| CRAVEN, MURRAY | 66 | 18 | 29 | 47 | 36 | DROPPA, IVAN | 7 | 0 | 0 | 0 | 2 | |
| PROBERT, BOB | 78 | 19 | 21 | 40 | 237 | WERENKA, BRAD | 9 | 0 | 0 | 0 | 8 | |
| SUTTER, BRENT | 80 | 13 | 27 | 40 | 56 | PROKOPEC, MIKE | 9 | 0 | 0 | 0 | 5 | |
| SHANTZ, JEFF | 78 | 6 | 14 | 20 | 24 | | | | | | | |
| CARNEY, KEITH | 82 | 5 | 14 | 19 | 94 | | | | | | | |
| KRIVOKRASOV, SERGEI | 46 | 6 | 10 | 16 | 32 | | | | | | | |
| #POULIN, PATRICK | 38 | 7 | 8 | 15 | 16 | | | | | | | |
| WEINRICH, ERIC | 77 | 5 | 10 | 15 | 65 | | | | | | | |
| HULANOV, IGOR | 53 | 1 | 8 | 9 | 92 | | | | | | | |
| SMITH, STEVE | 37 | 0 | 9 | 9 | 71 | | | | | | | |
| BLACK, JAMES | 13 | 3 | 3 | 6 | 16 | | | | | | | |
| GRIEVE, BRENT | 28 | 2 | 4 | 6 | 180 | | | | | | | |
| CUMMINS, JIM | 52 | 2 | 4 | 6 | 180 | | | | | | | |
| DUBINSKY, STEVE | 43 | 2 | 3 | 5 | 14 | | | | | | | |
| GOALIES | GP | W | L | T | MIN | GA | SO | AVG | | | | |
| BELFOUR, ED | 50 | 22 | 17 | 10 | 2,956 | 135 | 1 | 2.74 | | | | |
| HACKETT, JEFF | 35 | 18 | 11 | 4 | 2,000 | 80 | 4 | 2.4 | | | | |
| WATTE, JIMMY | 1 | 0 | 0 | 0 | 31 | 0 | 0 | 0 | | | | |

* ACQUIRED IN SEASON # TRADED IN SEASON

1996-97 CHICAGO BLACKHAWKS

34-35-13, 81 POINTS, 5TH CENTRAL DIVISION

| GM | DATE | OPPONENT | RESULT | SCORE | RECORD | GM | DATE | OPPONENT | RESULT | SCORE | RECORD |
|----|-------|----------------|--------|--------|---------|----|-------|----------------|--------|--------|----------|
| 1 | 10/05 | @ Washington | W | 5-2 | 1-0-0 | 42 | 01/02 | Arizona | L | 2-4 | 15-21-6 |
| 2 | 10/06 | @ St. Louis | W | 4-1 | 2-0-0 | 43 | 01/05 | DETROIT | T | 5-5 OT | 15-21-7 |
| 3 | 10/09 | ANAHEIM | L | 0-2 | 2-1-0 | 44 | 01/08 | EDMONTON | W | 4-1 | 16-21-7 |
| 4 | 10/11 | COLORADO | L | 0-2 | 2-2-0 | 45 | 01/10 | @ New Jersey | T | 3-3 OT | 16-21-8 |
| 5 | 10/13 | DALLAS | L | 3-5 | 2-3-0 | 46 | 01/11 | @ Detroit | W | 3-1 | 17-21-8 |
| 6 | 10/15 | @ Toronto | W | 3-1 | 3-3-0 | 47 | 01/13 | TAMPA BAY | L | 0-2 | 17-22-8 |
| 7 | 10/17 | DETROIT | W | 2-1 | 4-3-0 | 48 | 01/20 | @ Buffalo | L | 1-2 | 17-23-8 |
| 8 | 10/20 | LOS ANGELES | W | 2-1 | 5-3-0 | 49 | 01/22 | VANCOUVER | L | 3-4 OT | 17-24-8 |
| 9 | 10/24 | ST. LOUIS | W | 6-4 | 6-3-0 | 50 | 01/24 | TORONTO | L | 1-2 OT | 17-25-8 |
| 10 | 10/25 | @ Detroit | T | 2-2 OT | 6-3-1 | 51 | 01/25 | @ NY Islanders | L | 2-3 | 17-26-8 |
| 11 | 10/27 | SAN JOSE | L | 2-6 | 6-4-1 | 52 | 01/27 | @ NY Rangers | W | 2-1 | 18-26-8 |
| 12 | 10/29 | @ Tampa Bay | T | 2-2 OT | 6-4-2 | 53 | 02/01 | @ Los Angeles | W | 3-2 | 19-26-8 |
| 13 | 10/30 | @ Florida | L | 2-3 | 6-5-2 | 54 | 02/03 | @ San Jose | W | 4-2 | 20-26-8 |
| 14 | 11/01 | @ Dallas | W | 3-2 OT | 7-5-2 | 55 | 02/06 | @ Arizona | L | 2-3 | 20-27-8 |
| 15 | 11/03 | EDMONTON | W | 4-2 | 8-5-2 | 56 | 02/08 | @ Colorado | W | 4-2 | 21-27-8 |
| 16 | 11/07 | NEW JERSEY | L | 2-4 | 8-6-2 | 57 | 02/13 | SAN JOSE | W | 7-3 | 22-27-8 |
| 17 | 11/09 | @ Philadelphia | W | 4-1 | 9-6-2 | 58 | 02/15 | NY RANGERS | W | 2-0 | 23-27-8 |
| 18 | 11/10 | OTTAWA | W | 2-0 | 10-6-2 | 59 | 02/17 | @ St. Louis | L | 2-4 | 23-28-8 |
| 19 | 11/14 | CALGARY | L | 1-2 OT | 10-7-2 | 60 | 02/20 | BOSTON | W | 5-3 | 24-28-8 |
| 20 | 11/15 | @ Ottawa | L | 3-4 | 10-8-2 | 61 | 02/22 | @ Pittsburgh | W | 5-2 | 25-28-8 |
| 21 | 11/17 | LOS ANGELES | L | 2-4 | 10-9-2 | 62 | 02/25 | DALLAS | L | 0-1 | 25-29-8 |
| 22 | 11/19 | @ Edmonton | T | 4-4 OT | 10-9-3 | 63 | 02/26 | @ Hartford | T | 2-2 OT | 25-29-9 |
| 23 | 11/21 | @ Vancouver | L | 1-2 OT | 10-10-3 | 64 | 03/01 | @ Colorado | L | 1-2 | 25-30-9 |
| 24 | 11/22 | @ Calgary | W | 5-2 | 11-10-3 | 65 | 03/02 | @ Arizona | W | 4-0 | 26-30-9 |
| 25 | 11/27 | @ San Jose | L | 2-3 | 11-11-3 | 66 | 03/05 | @ Vancouver | T | 1-1 OT | 26-30-10 |
| 26 | 11/29 | @ Anaheim | L | 0-2 | 11-12-3 | 67 | 03/08 | Arizona | L | 0-2 | 26-31-10 |
| 27 | 11/30 | @ Los Angeles | W | 5-3 | 12-12-3 | 68 | 03/10 | VANCOUVER | T | 2-2 OT | 26-31-11 |
| 28 | 12/06 | MONTREAL | L | 1-3 | 12-13-3 | 69 | 03/12 | @ Toronto | W | 3-2 | 27-31-11 |
| 29 | 12/07 | @ Montreal | L | 2-3 | 12-14-3 | 70 | 03/14 | @ Dallas | T | 4-4 OT | 27-31-12 |
| 30 | 12/09 | TORONTO | L | 1-3 | 12-15-3 | 71 | 03/16 | NY ISLANDERS | W | 5-4 | 28-31-12 |
| 31 | 12/12 | @ Detroit | L | 2-6 | 12-16-3 | 72 | 03/20 | Arizona | L | 2-4 | 28-32-12 |
| 32 | 12/13 | @ St. Louis | W | 4-1 | 13-16-3 | 73 | 03/23 | DETROIT | W | 5-3 | 29-32-12 |
| 33 | 12/15 | PITTSBURGH | W | 2-1 | 14-16-3 | 74 | 03/25 | WASHINGTON | W | 5-3 | 30-32-12 |
| 34 | 12/18 | DALLAS | L | 2-3 OT | 14-17-3 | 75 | 03/28 | ANAHEIM | L | 3-4 | 30-33-12 |
| 35 | 12/20 | FLORIDA | L | 1-3 | 14-18-3 | 76 | 03/30 | BUFFALO | W | 3-2 | 31-33-12 |
| 36 | 12/22 | PHILADELPHIA | T | 2-2 OT | 14-18-4 | 77 | 04/01 | @ Anaheim | T | 3-3 OT | 31-33-13 |
| 37 | 12/23 | @ Boston | T | 3-3 OT | 14-18-5 | 78 | 04/03 | @ Edmonton | L | 2-4 | 31-34-13 |
| 38 | 12/26 | ST. LOUIS | T | 4-4 OT | 14-18-6 | 79 | 04/06 | @ Calgary | W | 2-1 | 32-34-13 |
| 39 | 12/28 | @ Toronto | L | 4-5 | 14-19-6 | 80 | 04/09 | ST. LOUIS | L | 0-1 | 32-35-13 |
| 40 | 12/29 | HARTFORD | W | 4-3 | 15-19-6 | 81 | 04/11 | CALGARY | W | 7-3 | 33-35-13 |
| 41 | 12/31 | COLORADO | L | 1-4 | 15-20-6 | 82 | 04/13 | @ Dallas | W | 5-2 | 34-35-13 |

| PLAYER | GP | G | A | PTS | PIM |
|-------------------|----|----|----|-----|-----|
| AMONTE, TONY | 81 | 41 | 36 | 77 | 64 |
| ZHAMNOV, ALEX | 74 | 20 | 42 | 62 | 56 |
| CHELIOS, CHRIS | 72 | 10 | 38 | 48 | 112 |
| DAZE, ERIC | 71 | 22 | 19 | 41 | 16 |
| CRAVEN, MURRAY | 75 | 8 | 27 | 35 | 12 |
| WENNRICH, ERIC | 81 | 7 | 25 | 32 | 62 |
| MOREAU, ETHAN | 82 | 15 | 16 | 31 | 123 |
| MILLER, KEVIN | 69 | 14 | 17 | 31 | 41 |
| SHANITZ, JEFF | 69 | 9 | 21 | 30 | 28 |
| SUTER, GARY | 82 | 7 | 21 | 28 | 70 |
| SAVARO, DENIS | 69 | 9 | 18 | 27 | 60 |
| KRIVOKHOV, SERGEI | 67 | 13 | 11 | 24 | 42 |
| BLACK, JAMES | 64 | 12 | 11 | 23 | 20 |
| PROBERT, BOB | 82 | 9 | 14 | 23 | 326 |
| CARNEY, KEITH | 81 | 3 | 15 | 18 | 62 |
| SUTTER, BRENT | 39 | 7 | 7 | 14 | 18 |
| *DAHLEN, ULF | 30 | 6 | 8 | 14 | 10 |
| CUMMINS, JIM | 65 | 6 | 6 | 12 | 199 |
| *SYKORA, MICHAL | 28 | 1 | 9 | 10 | 10 |
| CICCONA, ENRICO | 67 | 2 | 2 | 4 | 233 |
| CREIGHTON, ADAM | 19 | 1 | 2 | 3 | 13 |
| RUSSELL, CAM | 44 | 1 | 1 | 2 | 65 |
| LEROUX, JEAN-YVES | 1 | 0 | 1 | 1 | 5 |

| PLAYER | GP | G | A | PTS | PIM |
|--------------------|----|---|---|-----|-----|
| LAFAMME, CHRISTIAN | 4 | 0 | 1 | 1 | 2 |
| GRONMAN, TUOMAS | 16 | 0 | 1 | 1 | 13 |
| HACKETT, JEFF | 41 | 0 | 1 | 1 | 6 |
| KLIMOVICH, SERGEI | 1 | 0 | 0 | 0 | 2 |
| WAITE, JIMMY | 2 | 0 | 0 | 0 | 0 |
| DUBINSKY, STEVE | 5 | 0 | 0 | 0 | 0 |
| #PROKOPEK, MIKE | 6 | 0 | 0 | 0 | 6 |
| *TERRERI, CHRIS | 7 | 0 | 0 | 0 | 0 |
| CHYZOWSKI, DAVE | 8 | 0 | 0 | 0 | 6 |
| MCRAE, BASIL | 8 | 0 | 0 | 0 | 12 |
| SMITH, STEVE | 21 | 0 | 0 | 0 | 29 |
| #BELFOUR, ED | 33 | 0 | 0 | 0 | 26 |

* ACQUIRED IN SEASON # TRADED IN SEASON

| GOALIES | GP | W | L | T | MIN | GA | SO | AVG |
|----------------|----|----|----|---|-------|----|----|------|
| BELFOUR, ED | 33 | 11 | 15 | 6 | 1,966 | 88 | 1 | 2.69 |
| HACKETT, JEFF | 41 | 19 | 18 | 4 | 2,473 | 89 | 2 | 2.16 |
| TERRERI, CHRIS | 7 | 4 | 1 | 2 | 429 | 19 | 0 | 2.66 |
| WAITE, JIMMY | 2 | 0 | 1 | 1 | 105 | 7 | 0 | 4 |

| |
|------------|
| LEADERSHIP |
| PLAYERS |
| 2016-17 |
| OPPONENTS |
| TRADITION |
| RECORDS |
| PLAYOFFS |
| HISTORY |
| MINORS |
| NHL |
| MEDIA |

1997-98 CHICAGO BLACKHAWKS

30-39-13, 73 POINTS, 5TH CENTRAL DIVISION

| | GM | DATE | OPPONENT | RESULT | SCORE | RECORD | GM | DATE | OPPONENT | RESULT | SCORE | RECORD |
|------------|----|-------|----------------|--------|--------|---------|----|-------|----------------|--------|--------|----------|
| LEADERSHIP | 1 | 10/01 | @ Arizona | L | 2-6 | 0-1-0 | 42 | 01/05 | CALGARY | T | 1-1 OT | 15-18-9 |
| | 2 | 10/04 | @ San Jose | L | 2-3 | 0-2-0 | 43 | 01/09 | Arizona | L | 2-4 | 15-19-9 |
| | 3 | 10/09 | TAMPA BAY | L | 1-4 | 0-3-0 | 44 | 01/10 | @ Toronto | W | 4-3 | 16-19-9 |
| | 4 | 10/10 | @ Dallas | L | 0-7 | 0-4-0 | 45 | 01/12 | VANCOUVER | W | 3-2 | 17-19-9 |
| PLAYERS | 5 | 10/13 | @ Arizona | L | 1-2 | 0-5-0 | 46 | 01/14 | @ Carolina | W | 4-1 | 18-18-9 |
| | 6 | 10/15 | WASHINGTON | L | 0-2 | 0-6-0 | 47 | 01/15 | @ Washington | L | 2-3 | 18-20-9 |
| | 7 | 10/17 | ST. LOUIS | L | 0-2 | 0-7-0 | 48 | 01/20 | NY ISLANDERS | W | 5-2 | 19-20-9 |
| | 8 | 10/19 | BUFFALO | W | 5-2 | 1-7-0 | 49 | 01/22 | TORONTO | L | 0-3 | 19-21-9 |
| 2016-17 | 9 | 10/22 | @ NY Rangers | W | 1-0 | 2-7-0 | 50 | 01/24 | ST. LOUIS | W | 5-4 | 20-21-9 |
| | 10 | 10/24 | DALLAS | L | 0-2 | 2-8-0 | 51 | 01/29 | @ San Jose | W | 3-0 | 21-21-9 |
| | 11 | 10/26 | CAROLINA | L | 2-3 | 2-9-0 | 52 | 01/31 | @ Los Angeles | L | 0-3 | 21-22-9 |
| | 12 | 10/27 | @ Montreal | L | 2-4 | 2-10-0 | 53 | 02/01 | @ Anaheim | L | 3-4 OT | 21-25-9 |
| OPPONENTS | 13 | 10/29 | VANCOUVER | W | 3-0 | 3-10-0 | 54 | 02/03 | @ Arizona | W | 4-2 | 22-23-9 |
| | 14 | 10/31 | SAN JOSE | W | 5-3 | 4-10-0 | 55 | 02/05 | @ Colorado | L | 2-4 | 22-24-9 |
| | 15 | 11/02 | PITTSBURGH | W | 3-1 | 5-10-0 | 56 | 02/07 | @ Dallas | L | 1-3 | 22-25-9 |
| | 16 | 11/06 | ST. LOUIS | W | 2-1 | 6-10-0 | 57 | 02/26 | LOS ANGELES | L | 4-7 | 22-26-9 |
| TRADITION | 17 | 11/08 | @ NY Islanders | W | 4-2 | 7-10-0 | 58 | 02/28 | @ Colorado | W | 4-0 | 23-26-9 |
| | 18 | 11/10 | CALGARY | T | 1-1 OT | 7-10-1 | 59 | 03/01 | DALLAS | T | 2-2 OT | 23-26-10 |
| | 19 | 11/11 | @ Toronto | L | 2-5 | 7-11-1 | 60 | 03/03 | @ St. Louis | L | 3-5 | 23-27-10 |
| | 20 | 11/13 | TORONTO | L | 1-2 | 7-12-1 | 61 | 03/05 | @ Pittsburgh | T | 2-2 OT | 23-27-11 |
| RECORDS | 21 | 11/16 | DETROIT | T | 3-3 OT | 7-12-2 | 62 | 03/07 | @ Boston | W | 2-1 | 24-27-11 |
| | 22 | 11/19 | @ Anaheim | W | 4-0 | 8-12-2 | 63 | 03/09 | EDMONTON | L | 3-4 OT | 24-28-11 |
| | 23 | 11/20 | @ Los Angeles | L | 3-4 | 8-13-2 | 64 | 03/12 | @ Detroit | L | 0-3 | 24-29-11 |
| | 24 | 11/22 | @ Vancouver | W | 5-4 OT | 9-13-2 | 65 | 03/14 | @ Tampa Bay | L | 0-1 | 24-30-11 |
| PLAYOFFS | 25 | 11/25 | @ Edmonton | T | 2-2 OT | 9-13-3 | 66 | 03/15 | @ Florida | W | 8-4 | 25-30-11 |
| | 26 | 11/27 | @ Calgary | T | 2-2 OT | 9-13-4 | 67 | 03/17 | @ Buffalo | W | 5-3 | 26-30-11 |
| | 27 | 11/29 | @ Ottawa | W | 3-2 | 10-13-4 | 68 | 03/19 | MONTREAL | W | 1-0 | 27-30-11 |
| | 28 | 12/04 | COLORADO | L | 1-2 | 10-14-4 | 69 | 03/22 | BOSTON | W | 1-0 | 28-30-11 |
| HISTORY | 29 | 12/07 | EDMONTON | T | 3-3 OT | 10-14-5 | 70 | 03/25 | @ Detroit | T | 5-5 OT | 28-30-12 |
| | 30 | 12/10 | Arizona | T | 3-3 OT | 10-14-6 | 71 | 03/25 | ANAHEIM | L | 2-3 | 28-31-12 |
| | 31 | 12/12 | PHILADELPHIA | L | 2-3 | 10-15-6 | 72 | 03/27 | OTTAWA | W | 2-1 | 29-31-12 |
| | 32 | 12/14 | SAN JOSE | L | 1-2 | 10-16-6 | 73 | 03/29 | FLORIDA | L | 0-4 | 29-32-12 |
| MINORS | 33 | 12/16 | @ Calgary | L | 3-4 OT | 10-17-6 | 74 | 03/31 | @ Philadelphia | L | 2-3 | 29-33-12 |
| | 34 | 12/17 | @ Edmonton | T | 0-0 OT | 10-17-7 | 75 | 04/02 | COLORADO | W | 2-1 | 30-33-12 |
| | 35 | 12/20 | @ Vancouver | W | 5-0 | 11-17-7 | 76 | 04/04 | DETROIT | L | 2-3 | 30-34-12 |
| | 36 | 12/22 | LOS ANGELES | L | 0-1 | 11-18-7 | 77 | 04/05 | NY RANGERS | L | 1-2 OT | 30-35-12 |
| NHL | 37 | 12/26 | @ St. Louis | W | 4-1 | 12-18-7 | 78 | 04/09 | @ St. Louis | L | 2-3 | 30-36-12 |
| | 38 | 12/28 | ANAHEIM | W | 2-0 | 13-18-7 | 79 | 04/12 | Arizona | L | 1-2 | 30-37-12 |
| | 39 | 12/30 | @ New Jersey | W | 6-2 | 14-18-7 | 80 | 04/15 | @ Toronto | L | 2-3 | 30-38-12 |
| | 40 | 01/01 | TORONTO | T | 3-3 OT | 14-18-8 | 81 | 04/16 | NEW JERSEY | T | 1-1 OT | 30-38-13 |
| MEDIA | 41 | 01/04 | DETROIT | W | 3-1 | 15-18-8 | 82 | 04/18 | @ Dallas | L | 1-3 | 30-39-13 |

| PLAYER | GP | G | A | PTS | PIM | PLAYER | GP | G | A | PTS | PIM |
|---------------------|----|----|----|-----|-----|----------------------|----|---|---|-----|-----|
| AMONTE, TONY | 82 | 31 | 42 | 73 | 66 | MILLS, CRAIG | 20 | 0 | 3 | 3 | 34 |
| ZHAMNOV, ALEX | 70 | 21 | 28 | 49 | 61 | RUSSELL, CAM | 41 | 1 | 1 | 2 | 79 |
| DAZE, ERIC | 80 | 31 | 11 | 42 | 22 | *MORE, JAY | 17 | 0 | 2 | 2 | 8 |
| SUTER, GARY | 73 | 14 | 28 | 42 | 74 | #CUMMINS, JIM | 55 | 0 | 2 | 2 | 178 |
| CHELIOS, CHRIS | 81 | 3 | 39 | 42 | 151 | WHITE, TODD | 7 | 1 | 0 | 1 | 2 |
| *JOHNSON, GREG | 69 | 11 | 22 | 33 | 38 | YAWNEY, TRENT | 45 | 1 | 0 | 1 | 76 |
| SHANTZ, JEFF | 61 | 11 | 20 | 31 | 36 | *VANDENBUSSCHE, RYAN | 4 | 0 | 1 | 1 | 5 |
| KRIVOKRASOV, SERGEI | 58 | 10 | 13 | 23 | 33 | *SKALDE, JARROD | 7 | 0 | 1 | 1 | 4 |
| WEINRICH, ERIC | 82 | 2 | 21 | 23 | 106 | TERRERI, CHRIS | 21 | 0 | 1 | 1 | 2 |
| MOREAU, ETHAN | 54 | 9 | 9 | 18 | 73 | HUSKA, RYAN | 1 | 0 | 0 | 0 | 0 |
| DUBINSKY, STEVE | 82 | 5 | 13 | 18 | 57 | VARIS, PETRI | 1 | 0 | 0 | 0 | 0 |
| BLACK, JAMES | 52 | 10 | 5 | 15 | 8 | GENDRON, MARTIN | 2 | 0 | 0 | 0 | 0 |
| #CARNEY, KEITH | 60 | 2 | 13 | 15 | 73 | TREFLOV, ANDREI | 6 | 0 | 0 | 0 | 0 |
| LEROUX, JEAN-YVES | 66 | 6 | 7 | 13 | 55 | CLEARY, DAN | 6 | 0 | 0 | 0 | 0 |
| *KILGER, CHAD | 22 | 3 | 8 | 11 | 6 | HACKETT, JEFF | 58 | 0 | 0 | 0 | 8 |
| NABOKOV, DMITRI | 25 | 7 | 4 | 11 | 10 | | | | | | |
| MILLER, KEVIN | 37 | 4 | 7 | 11 | 8 | | | | | | |
| LAFAMME, CHRISTIAN | 72 | 0 | 11 | 11 | 59 | | | | | | |
| SUTTER, BRENT | 52 | 2 | 6 | 8 | 28 | | | | | | |
| *SIMPSON, REID | 38 | 3 | 2 | 5 | 102 | | | | | | |
| FEISNER, BRIAN | 12 | 1 | 3 | 4 | 12 | | | | | | |
| SKORA, MICHAEL | 28 | 1 | 3 | 4 | 12 | | | | | | |
| PROBERT, BOB | 14 | 2 | 1 | 3 | 48 | | | | | | |

* ACQUIRED IN SEASON # TRADED IN SEASON

| GOALIES | GP | W | L | T | MINS | GA | SO | AVG |
|-----------------|----|----|----|----|-------|-----|----|------|
| HACKETT, JEFF | 58 | 21 | 25 | 11 | 3,441 | 126 | 8 | 2.2 |
| TERRERI, CHRIS | 21 | 8 | 10 | 2 | 1,222 | 49 | 2 | 2.41 |
| TREFLOV, ANDREI | 6 | 1 | 4 | 0 | 299 | 17 | 0 | 3.41 |

1998-99 CHICAGO BLACKHAWKS

29-41-12, 70 POINTS, 3RD CENTRAL DIVISION

| GM | DATE | OPPONENT | RESULT | SCORE | RECORD | GM | DATE | OPPONENT | RESULT | SCORE | RECORD |
|----|-------|----------------|--------|--------|---------|----|-------|---------------|--------|--------|----------|
| 1 | 10/10 | NEW JERSEY | W | 5-2 | 1-0-0 | 42 | 01/12 | @ Colorado | L | 1-4 | 11-25-6 |
| 2 | 10/13 | @ Dallas | L | 1-3 | 1-1-0 | 43 | 01/15 | @ NY Rangers | W | 3-1 | 12-25-6 |
| 3 | 10/15 | ANAHEIM | L | 3-5 | 1-2-0 | 44 | 01/17 | Arizona | T | 1-1 OT | 12-25-7 |
| 4 | 10/17 | DALLAS | W | 4-3 | 2-2-0 | 45 | 01/21 | MONTREAL | W | 3-0 | 15-25-7 |
| 5 | 10/19 | @ Montreal | W | 2-1 | 3-2-0 | 46 | 01/27 | @ Edmonton | W | 4-3 OT | 14-25-7 |
| 6 | 10/22 | SAN JOSE | T | 2-2 OT | 3-2-1 | 47 | 01/28 | @ Calgary | T | 6-6 OT | 14-25-8 |
| 7 | 10/24 | NASHVILLE | W | 5-4 | 4-2-1 | 48 | 01/30 | @ Vancouver | L | 2-3 | 14-26-8 |
| 8 | 10/28 | @ Carolina | L | 0-2 | 4-3-1 | 49 | 02/01 | @ San Jose | L | 1-5 | 14-27-8 |
| 9 | 10/30 | FLORIDA | L | 3-7 | 4-4-1 | 50 | 02/03 | @ Anaheim | L | 0-3 | 14-28-8 |
| 10 | 11/01 | CALGARY | L | 1-4 | 4-5-1 | 51 | 02/04 | @ Los Angeles | L | 2-3 | 14-29-8 |
| 11 | 11/04 | @ Florida | L | 1-2 | 4-6-1 | 52 | 02/06 | @ Arizona | L | 0-3 | 14-30-8 |
| 12 | 11/06 | @ Tampa Bay | T | 2-2 OT | 4-6-2 | 53 | 02/10 | SAN JOSE | L | 2-5 | 14-31-8 |
| 13 | 11/08 | EDMONTON | L | 2-3 OT | 4-7-2 | 54 | 02/12 | DETROIT | L | 1-2 | 14-32-8 |
| 14 | 11/10 | @ St. Louis | L | 2-5 | 4-8-2 | 55 | 02/13 | @ Toronto | W | 6-2 | 15-32-8 |
| 15 | 11/12 | TORONTO | L | 3-10 | 4-9-2 | 56 | 02/15 | @ Ottawa | L | 2-6 | 15-33-8 |
| 16 | 11/14 | @ Buffalo | L | 1-6 | 4-10-2 | 57 | 02/17 | VANCOUVER | W | 4-0 | 16-33-8 |
| 17 | 11/15 | OTTAWA | T | 2-2 OT | 4-10-3 | 58 | 02/19 | @ Dallas | L | 1-5 | 16-34-8 |
| 18 | 11/17 | @ Nashville | W | 2-1 | 5-10-3 | 59 | 02/21 | BOSTON | L | 3-6 | 16-35-8 |
| 19 | 11/19 | @ Los Angeles | L | 0-5 | 5-11-3 | 60 | 02/24 | @ St. Louis | W | 3-1 | 17-35-8 |
| 20 | 11/21 | @ Anaheim | L | 1-4 | 5-12-3 | 61 | 02/26 | LOS ANGELES | L | 1-2 | 17-36-8 |
| 21 | 11/24 | @ Arizona | L | 2-3 | 5-13-3 | 62 | 02/28 | ST. LOUIS | L | 1-3 | 17-37-8 |
| 22 | 11/28 | @ Calgary | L | 4-5 | 5-14-3 | 63 | 03/06 | @ San Jose | W | 4-0 | 18-37-8 |
| 23 | 11/29 | @ Edmonton | W | 3-2 | 6-14-3 | 64 | 03/07 | @ Vancouver | T | 2-2 OT | 18-37-9 |
| 24 | 12/03 | ANAHEIM | W | 4-1 | 7-14-3 | 65 | 03/10 | NASHVILLE | W | 5-2 | 19-37-9 |
| 25 | 12/06 | TAMPA BAY | W | 7-5 | 8-14-3 | 66 | 03/12 | @ Nashville | L | 3-5 | 19-38-9 |
| 26 | 12/08 | @ Detroit | L | 2-3 | 8-15-3 | 67 | 03/14 | ST. LOUIS | L | 2-5 | 19-39-9 |
| 27 | 12/09 | EDMONTON | W | 3-1 | 9-15-3 | 68 | 03/17 | CALGARY | W | 3-1 | 20-39-9 |
| 28 | 12/11 | TORONTO | L | 2-3 | 9-16-3 | 69 | 03/20 | @ Colorado | T | 5-5 OT | 20-39-10 |
| 29 | 12/13 | DALLAS | T | 2-2 OT | 9-16-4 | 70 | 03/21 | COLORADO | W | 4-3 | 21-39-10 |
| 30 | 12/17 | WASHINGTON | L | 1-3 | 9-17-4 | 71 | 03/25 | @ Pittsburgh | L | 2-5 | 21-40-10 |
| 31 | 12/19 | @ Philadelphia | L | 2-3 | 9-18-4 | 72 | 03/25 | @ Boston | T | 3-3 OT | 21-40-11 |
| 32 | 12/20 | LOS ANGELES | L | 1-4 | 9-19-4 | 73 | 03/27 | @ New Jersey | T | 4-4 OT | 21-40-12 |
| 33 | 12/23 | Arizona | W | 4-3 | 10-19-4 | 74 | 03/28 | ST. LOUIS | W | 3-1 | 22-40-12 |
| 34 | 12/26 | PHILADELPHIA | L | 1-3 | 10-20-4 | 75 | 03/31 | BUFFALO | W | 2-1 | 23-40-12 |
| 35 | 12/31 | NY ISLANDERS | W | 1-0 | 11-20-4 | 76 | 04/02 | @ Detroit | L | 3-5 | 23-41-12 |
| 36 | 01/02 | @ Detroit | L | 2-5 | 11-21-4 | 77 | 04/03 | CAROLINA | W | 2-1 | 24-41-12 |
| 37 | 01/03 | DETROIT | L | 1-3 | 11-22-4 | 78 | 04/05 | VANCOUVER | W | 2-1 | 25-41-12 |
| 38 | 01/05 | @ NY Islanders | T | 1-1 OT | 11-22-5 | 79 | 04/08 | NY RANGERS | W | 6-2 | 26-41-12 |
| 39 | 01/07 | @ St. Louis | L | 2-4 | 11-23-5 | 80 | 04/12 | @ Washington | W | 4-2 | 27-41-12 |
| 40 | 01/09 | @ Nashville | T | 3-3 OT | 11-23-6 | 81 | 04/15 | NASHVILLE | W | 4-2 | 28-41-12 |
| 41 | 01/10 | COLORADO | L | 2-3 OT | 11-24-6 | 82 | 04/17 | DETROIT | W | 3-2 | 29-41-12 |

| PLAYER | GP | G | A | PTS | PIM | PLAYER | GP | G | A | PTS | PIM |
|----------------------|----|----|----|-----|-----|---|----|---|---|-----|-----|
| AMONTE, TONY | 82 | 44 | 31 | 75 | 60 | #COFFEY, PAUL | 10 | 0 | 4 | 4 | 0 |
| ZHAMNOV, ALEX | 76 | 20 | 41 | 61 | 50 | #SHANTZ, JEFF | 7 | 1 | 0 | 1 | 4 |
| GILMOUR, DOUG | 72 | 16 | 40 | 56 | 56 | JANSENS, MARK | 60 | 1 | 0 | 1 | 65 |
| DAZE, ERIC | 72 | 22 | 20 | 42 | 22 | FITZPATRICK, MARK | 27 | 0 | 1 | 1 | 8 |
| #CHELIOS, CHRIS | 65 | 8 | 26 | 34 | 89 | *THIBAUT, JOCELYN | 52 | 0 | 1 | 1 | 2 |
| #KILGER, CHAD | 64 | 14 | 11 | 25 | 30 | #DUBINSKY, STEVE | 1 | 0 | 0 | 0 | 0 |
| OLCZYK, ED | 61 | 10 | 15 | 25 | 29 | #TREFLOV, ANDREI | 1 | 0 | 0 | 0 | 0 |
| PROBERT, BOB | 78 | 7 | 14 | 21 | 206 | #VOPAT, ROMAN | 3 | 0 | 0 | 0 | 4 |
| *MANSON, DAVE | 64 | 6 | 15 | 21 | 107 | *MURRAY, CHRIS | 4 | 0 | 0 | 0 | 14 |
| DUMONT, JEAN-PIERRE | 25 | 9 | 6 | 15 | 10 | VANDENBUSCH, RYAN | 6 | 0 | 0 | 0 | 17 |
| #MOREAU, ETHAN | 66 | 9 | 6 | 15 | 84 | CLOUTIER, SYLVAIN | 7 | 0 | 0 | 0 | 0 |
| HEMERSON, NELSON | 27 | 4 | 10 | 14 | 13 | MILLS, CRAIG | 7 | 0 | 0 | 0 | 2 |
| ZMOLEK, DOUG | 62 | 0 | 14 | 14 | 102 | *BICANEK, RADIM | 7 | 0 | 0 | 0 | 6 |
| WHITE, TODD | 35 | 5 | 8 | 13 | 20 | #RUSSELL, CAM | 7 | 0 | 0 | 0 | 10 |
| #LAFLAMME, CHRISTIAN | 62 | 2 | 11 | 13 | 70 | *NASREDDINE, ALAIN | 7 | 0 | 0 | 0 | 19 |
| SIMPSON, REID | 53 | 5 | 4 | 9 | 145 | JONES, TY | 8 | 0 | 0 | 0 | 12 |
| #CLEARY, DAN | 35 | 4 | 5 | 9 | 24 | #HACKETT, JEFF | 10 | 0 | 0 | 0 | 6 |
| *MIRONOV, BORIS | 12 | 0 | 9 | 9 | 27 | #BONNIE, DENNIS | 11 | 0 | 0 | 0 | 44 |
| LEROUX, JEAN-YVES | 40 | 3 | 5 | 8 | 21 | ROYER, REMI | 18 | 0 | 0 | 0 | 67 |
| *BROWN, BRAD | 61 | 1 | 7 | 8 | 184 | YAWNEY, TRENT | 20 | 0 | 0 | 0 | 32 |
| *ERIKSSON, ANDERS | 11 | 0 | 8 | 8 | 0 | * ACQUIRED IN SEASON # TRADED IN SEASON | | | | | |
| #MANUEL, MIKE | 28 | 4 | 3 | 7 | 8 | | | | | | |
| *MARHA, JOSEF | 22 | 2 | 5 | 7 | 4 | | | | | | |
| *MACAMMON, DEAN | 12 | 1 | 4 | 5 | 2 | | | | | | |
| *MUIR, BRYAN | 53 | 1 | 4 | 5 | 50 | | | | | | |
| ALLISON, JAMIE | 39 | 2 | 2 | 4 | 62 | | | | | | |
| #WEINRICH, ERIC | 14 | 1 | 3 | 4 | 12 | | | | | | |

| GOALIES | GP | W | L | T | MIN | GA | SO | AVG |
|-------------------|----|----|----|---|-------|-----|----|------|
| THIBAUT, JOCELYN | 52 | 21 | 26 | 5 | 3,014 | 136 | 4 | 2.71 |
| FITZPATRICK, MARK | 27 | 6 | 8 | 6 | 1,403 | 64 | 0 | 2.74 |
| HACKETT, JEFF | 10 | 2 | 6 | 1 | 524 | 33 | 0 | 3.78 |
| TREFLOV, ANDREI | 1 | 0 | 1 | 0 | 20 | 4 | 0 | 9.60 |

| |
|------------|
| LEADERSHIP |
| PLAYERS |
| 2016-17 |
| OPPONENTS |
| TRADITION |
| RECORDS |
| PLAYOFFS |
| HISTORY |
| MINORS |
| NHL |
| MEDIA |

HISTORY OF THE BLACKHAWKS

1999-2000 CHICAGO BLACKHAWKS 33-37-10-2, 78 POINTS, 3RD CENTRAL DIVISION

| | GM | DATE | OPPONENT | RESULT | SCORE | RECORD | GM | DATE | OPPONENT | RESULT | SCORE | RECORD |
|------------|----|-------|---------------|--------|--------|-----------|----|-------|----------------|--------|--------|------------|
| LEADERSHIP | 1 | 10/04 | @ San Jose | L | 1-7 | 0-1-0-0 | 42 | 01/09 | COLORADO | W | 5-3 | 13-21-6-2 |
| | 2 | 10/06 | @ Vancouver | L | 4-5 | 0-2-0-0 | 43 | 01/12 | VANCOUVER | W | 3-2 OT | 14-21-6-2 |
| | 3 | 10/08 | Arizona | T | 3-3 OT | 0-2-1-0 | 44 | 01/13 | @ Detroit | W | 5-3 | 15-21-6-2 |
| | 4 | 10/10 | NASHVILLE | T | 3-3 OT | 0-2-2-0 | 45 | 01/15 | @ Colorado | L | 1-3 | 15-22-6-2 |
| | 5 | 10/15 | TORONTO | L | 1-2 | 0-3-2-0 | 46 | 01/17 | SAN JOSE | W | 5-4 OT | 16-22-6-2 |
| | 6 | 10/16 | @ Pittsburgh | T | 3-3 OT | 0-3-3-0 | 47 | 01/19 | @ New Jersey | L | 1-4 | 16-23-6-2 |
| | 7 | 10/21 | ANAHEIM | T | 5-5 OT | 0-3-4-0 | 48 | 01/21 | ST. LOUIS | L | 0-3 | 16-24-6-2 |
| PLAYERS | 8 | 10/23 | DETROIT | L | 0-1 | 0-4-4-0 | 49 | 01/23 | DALLAS | L | 2-3 | 16-25-6-2 |
| | 9 | 10/27 | @ Montreal | W | 1-0 | 1-4-4-0 | 50 | 01/27 | COLORADO | W | 6-4 | 17-25-6-2 |
| | 10 | 10/29 | @ Detroit | W | 4-2 | 2-4-4-0 | 51 | 01/30 | @ Vancouver | W | 3-1 | 18-25-6-2 |
| | 11 | 10/30 | LOS ANGELES | L | 1-3 | 2-5-4-0 | 52 | 02/02 | @ Edmonton | L | 1-4 | 18-26-6-2 |
| | 12 | 11/04 | BUFFALO | L | 4-5 OT | 2-5-4-1 | 53 | 02/03 | @ Calgary | T | 5-5 OT | 18-26-7-2 |
| | 13 | 11/05 | @ Nashville | W | 3-1 | 3-5-4-1 | 54 | 02/07 | @ Atlanta | W | 4-3 | 19-26-7-2 |
| | 14 | 11/07 | NY RANGERS | L | 1-3 | 3-6-4-1 | 55 | 02/14 | ANAHEIM | L | 3-4 | 19-27-7-2 |
| 2016-17 | 15 | 11/10 | NASHVILLE | L | 2-4 | 3-9-4-1 | 56 | 02/16 | LOS ANGELES | L | 1-4 | 19-28-7-2 |
| | 16 | 11/12 | NY ISLANDERS | W | 5-0 | 4-9-4-1 | 57 | 02/18 | WASHINGTON | L | 4-5 | 19-29-7-2 |
| | 17 | 11/14 | EDMONTON | L | 3-6 | 4-8-4-1 | 58 | 02/20 | DETROIT | W | 6-4 | 20-29-7-2 |
| | 18 | 11/16 | @ Los Angeles | L | 2-3 | 4-9-4-1 | 59 | 02/22 | @ Philadelphia | L | 1-3 | 20-30-7-2 |
| | 19 | 11/19 | @ Anaheim | L | 2-4 | 4-10-4-1 | 60 | 02/23 | NASHVILLE | L | 2-4 | 20-31-7-2 |
| | 20 | 11/20 | @ Arizona | L | 1-3 | 4-11-4-1 | 61 | 02/25 | @ Dallas | W | 4-3 OT | 21-31-7-2 |
| | 21 | 11/24 | @ Edmonton | W | 3-2 | 5-11-4-1 | 62 | 02/27 | @ St. Louis | W | 4-1 | 22-31-7-2 |
| OPPONENTS | 22 | 11/25 | @ Calgary | L | 1-2 OT | 5-11-4-2 | 63 | 03/01 | MONTREAL | L | 1-4 | 22-32-7-2 |
| | 23 | 11/27 | @ St. Louis | L | 3-8 | 5-12-4-2 | 64 | 03/03 | TAMPA BAY | W | 5-1 | 23-32-7-2 |
| | 24 | 11/30 | @ Ottawa | L | 1-2 | 5-13-4-2 | 65 | 03/05 | Arizona | W | 7-3 | 24-32-7-2 |
| | 25 | 12/03 | DETROIT | L | 4-7 | 5-14-4-2 | 66 | 03/07 | @ Nashville | L | 1-3 | 24-33-7-2 |
| | 26 | 12/04 | @ Boston | W | 9-3 | 6-14-4-2 | 67 | 03/08 | @ Carolina | L | 1-4 | 24-34-7-2 |
| | 27 | 12/06 | EDMONTON | W | 5-1 | 7-14-4-2 | 68 | 03/11 | @ Florida | W | 5-2 | 25-34-7-2 |
| | 28 | 12/09 | NEW JERSEY | L | 0-4 | 7-15-4-2 | 69 | 03/12 | @ Tampa Bay | W | 4-1 | 26-34-7-2 |
| TRADITION | 29 | 12/10 | @ Buffalo | L | 1-2 | 7-16-4-2 | 70 | 03/15 | @ Toronto | W | 5-2 | 27-34-7-2 |
| | 30 | 12/12 | CALGARY | L | 1-2 | 7-17-4-2 | 71 | 03/16 | BOSTON | W | 5-4 OT | 28-34-7-2 |
| | 31 | 12/14 | @ San Jose | W | 5-2 | 8-17-4-2 | 72 | 03/18 | DALLAS | T | 2-2 OT | 28-34-8-2 |
| | 32 | 12/17 | @ Anaheim | L | 0-2 | 8-18-4-2 | 73 | 03/21 | @ Arizona | W | 3-0 | 29-34-8-2 |
| | 33 | 12/18 | @ Los Angeles | W | 8-4 | 9-18-4-2 | 74 | 03/24 | @ Dallas | L | 1-5 | 29-35-8-2 |
| | 34 | 12/23 | DALLAS | W | 5-2 | 10-18-4-2 | 75 | 03/26 | ST. LOUIS | T | 1-1 OT | 29-35-9-2 |
| | 35 | 12/25 | PITTSBURGH | L | 2-4 | 10-19-4-2 | 76 | 03/27 | @ Colorado | L | 1-3 | 29-36-9-2 |
| RECORDS | 36 | 12/27 | @ Washington | T | 2-2 OT | 10-19-5-2 | 77 | 03/30 | TORONTO | W | 4-0 | 30-36-9-2 |
| | 37 | 12/30 | FLORIDA | W | 2-1 | 11-19-5-2 | 78 | 04/01 | @ NY Islanders | T | 2-2 OT | 30-36-10-2 |
| | 38 | 12/31 | @ Detroit | T | 4-4 OT | 11-19-6-2 | 79 | 04/02 | VANCOUVER | L | 2-3 | 30-37-10-2 |
| | 39 | 01/02 | SAN JOSE | L | 1-4 | 11-20-6-2 | 80 | 04/05 | ANAHEIM | W | 5-2 | 31-37-10-2 |
| | 40 | 01/06 | CALGARY | W | 5-2 | 12-20-6-2 | 81 | 04/07 | @ St. Louis | W | 4-3 OT | 32-37-10-2 |
| | 41 | 01/08 | @ Nashville | L | 3-6 | 12-21-6-2 | 82 | 04/09 | ST. LOUIS | W | 3-1 | 33-37-10-2 |
| | | | | | | | | | | | | |

NOTE: 1999-2000 was the first season in which teams received one point in the standings for an overtime loss.

| | PLAYER | GP | G | A | PTS | PIM | PLAYER | GP | G | A | PTS | PIM |
|---------|----------------------|----|----|----|-----|-----|---------------------|----|---|---|-----|-----|
| HISTORY | AMONTE, TONY | 82 | 43 | 41 | 84 | 48 | ALLISON, JAMIE | 59 | 1 | 3 | 4 | 102 |
| | *SULLIVAN, STEVE | 73 | 22 | 42 | 64 | 52 | BICANEK, RADIM | 11 | 0 | 3 | 3 | 4 |
| | ZHAMNOV, ALEX | 71 | 23 | 37 | 60 | 61 | MCCARTHY, STEVE | 5 | 1 | 1 | 2 | 4 |
| | #GILMOUR, DOUG | 63 | 22 | 34 | 56 | 51 | *CLARK, WENDEL | 13 | 2 | 0 | 2 | 13 |
| | *NYLANDER, MICHAEL | 66 | 25 | 28 | 51 | 26 | CALDER, KYLE | 8 | 1 | 1 | 2 | 2 |
| | MIRONOV, BORIS | 58 | 9 | 28 | 37 | 72 | *PLANTE, DEREK | 17 | 1 | 1 | 2 | 2 |
| | DAZE, ERIC | 59 | 23 | 13 | 36 | 28 | VANDENBUSSCHE, RYAN | 52 | 0 | 1 | 1 | 143 |
| MINORS | MCAMMOND, DEAN | 76 | 14 | 18 | 32 | 72 | #WHITE, TODD | 1 | 0 | 0 | 0 | 0 |
| | ERIKSSON, ANDERS | 73 | 3 | 25 | 28 | 20 | LAMOTHE, MARK | 2 | 0 | 0 | 0 | 0 |
| | MCCABE, BRYAN | 79 | 6 | 19 | 25 | 139 | HERPERGER, CHRIS | 9 | 0 | 0 | 0 | 5 |
| | #COTE, SYLVAIN | 45 | 6 | 18 | 24 | 14 | PASSMORE, STEVE | 24 | 0 | 0 | 0 | 9 |
| | MARHA, JOSEF | 81 | 10 | 12 | 22 | 18 | THIBAUT, JOCELYN | 60 | 0 | 0 | 0 | 2 |
| | #DUMONT, JEAN-PIERRE | 47 | 10 | 8 | 18 | 18 | | | | | | |
| | PROBERT, BOB | 69 | 4 | 11 | 15 | 114 | | | | | | |
| NHL | ATCHEYNUK, BLAIR | 47 | 5 | 7 | 12 | 6 | | | | | | |
| | *DEAN, KEVIN | 27 | 2 | 8 | 10 | 12 | | | | | | |
| | ZMOLEK, DOUG | 43 | 2 | 7 | 9 | 60 | | | | | | |
| | BROWN, BRAD | 57 | 0 | 9 | 9 | 134 | | | | | | |
| | LEROUX, JEAN-YVES | 54 | 2 | 5 | 8 | 43 | | | | | | |
| | #MANSON, DAVE | 37 | 0 | 7 | 7 | 40 | | | | | | |
| | *GROSEK, MICHAEL | 14 | 2 | 4 | 6 | 12 | | | | | | |
| MEDIA | JANSSENS, MARK | 36 | 0 | 6 | 6 | 73 | | | | | | |
| | *MUIR, BRYAN | 11 | 2 | 3 | 5 | 13 | | | | | | |
| | OLCZYK, ED | 33 | 2 | 2 | 4 | 12 | | | | | | |

* ACQUIRED IN SEASON # TRADED IN SEASON

| GOALIES | GP | W | L | T | MIN | GA | SO | AVG |
|------------------|----|----|----|---|-------|-----|----|------|
| PASSMORE, STEVE | 24 | 7 | 12 | 3 | 1,388 | 63 | 1 | 2.72 |
| THIBAUT, JOCELYN | 60 | 25 | 26 | 7 | 3,438 | 158 | 3 | 2.76 |
| LAMOTHE, MARK | 2 | 1 | 1 | 0 | 116 | 10 | 0 | 5.17 |

2000-01 CHICAGO BLACKHAWKS

29-40-8-5, 71 POINTS, 4TH CENTRAL DIVISION

| GM | DATE | OPPONENT | RESULT | SCORE | RECORD | GM | DATE | OPPONENT | RESULT | SCORE | RECORD |
|----|-------|-------------|--------|--------|-----------|----|-------|----------------|--------|--------|-----------|
| 1 | 10/05 | @ Buffalo | L | 2-4 | 0-1-0-0 | 42 | 01/09 | @ NY Islanders | W | 6-3 | 17-20-3-2 |
| 2 | 10/07 | @ Columbus | W | 5-3 | 1-1-0-0 | 43 | 01/12 | @ Columbus | W | 3-1 | 18-20-3-2 |
| 3 | 10/12 | DETROIT | L | 0-4 | 1-2-0-0 | 44 | 01/14 | COLORADO | T | 2-2 OT | 18-20-4-2 |
| 4 | 10/14 | @ Montreal | L | 4-5 OT | 1-2-0-1 | 45 | 01/17 | FLORIDA | W | 5-0 | 19-20-4-2 |
| 5 | 10/15 | COLUMBUS | W | 2-1 | 2-2-0-1 | 46 | 01/19 | WASHINGTON | W | 3-1 | 20-20-4-2 |
| 6 | 10/18 | NY RANGERS | L | 2-4 | 2-3-0-1 | 47 | 01/21 | PITTSBURGH | L | 0-4 | 20-21-4-2 |
| 7 | 10/20 | DALLAS | L | 1-5 | 2-4-0-1 | 48 | 01/25 | PHILADELPHIA | L | 1-5 | 20-22-4-2 |
| 8 | 10/21 | @ St. Louis | L | 0-1 | 2-5-0-1 | 49 | 01/26 | @ Colorado | L | 2-5 | 20-23-4-2 |
| 9 | 10/26 | COLORADO | L | 0-2 | 2-6-0-1 | 50 | 01/28 | @ Vancouver | W | 6-2 | 21-23-4-2 |
| 10 | 10/28 | BUFFALO | L | 1-3 | 2-7-0-1 | 51 | 01/31 | @ Edmonton | L | 2-3 | 21-24-4-2 |
| 11 | 10/29 | @ Minnesota | W | 3-2 | 3-7-0-1 | 52 | 02/01 | @ Calgary | L | 3-5 | 21-25-4-2 |
| 12 | 11/02 | @ Boston | L | 4-5 | 3-8-0-1 | 53 | 02/06 | @ Los Angeles | T | 3-3 OT | 21-25-5-2 |
| 13 | 11/03 | @ Detroit | W | 6-1 | 4-8-0-1 | 54 | 02/07 | @ Anaheim | W | 3-2 | 22-25-5-2 |
| 14 | 11/05 | ANAHEIM | W | 4-2 | 5-8-0-1 | 55 | 02/10 | @ San Jose | L | 2-3 OT | 22-25-5-3 |
| 15 | 11/08 | SAN JOSE | L | 2-3 OT | 5-8-0-2 | 56 | 02/11 | @ Arizona | L | 2-3 | 22-26-5-3 |
| 16 | 11/10 | MINNESOTA | L | 2-5 | 5-9-0-2 | 57 | 02/14 | SAN JOSE | L | 0-7 | 22-27-5-3 |
| 17 | 11/11 | @ Toronto | T | 3-3 OT | 5-9-1-2 | 58 | 02/16 | ST. LOUIS | W | 6-2 | 23-27-5-3 |
| 18 | 11/14 | @ Vancouver | L | 2-4 | 5-10-1-2 | 59 | 02/18 | LOS ANGELES | W | 3-0 | 24-27-5-3 |
| 19 | 11/16 | @ Calgary | W | 5-2 | 6-10-1-2 | 60 | 02/19 | @ NY Rangers | L | 2-4 | 24-28-5-3 |
| 20 | 11/17 | @ Edmonton | T | 3-3 OT | 6-10-2-2 | 61 | 02/21 | DETROIT | L | 3-7 | 24-29-5-3 |
| 21 | 11/21 | @ Arizona | W | 4-1 | 7-10-2-2 | 62 | 02/23 | ATLANTA | W | 1-0 | 25-29-5-3 |
| 22 | 11/22 | @ San Jose | L | 1-4 | 7-11-2-2 | 63 | 02/25 | TORONTO | W | 6-4 | 26-29-5-3 |
| 23 | 11/24 | @ Minnesota | L | 0-2 | 7-12-2-2 | 64 | 02/27 | @ Washington | W | 3-2 | 27-29-5-3 |
| 24 | 11/27 | @ Detroit | W | 6-5 OT | 8-12-2-2 | 65 | 03/01 | LOS ANGELES | T | 2-2 OT | 27-29-6-3 |
| 25 | 11/30 | NASHVILLE | L | 0-3 | 8-13-2-2 | 66 | 03/04 | CAROLINA | L | 3-6 | 27-30-6-3 |
| 26 | 12/01 | @ Nashville | W | 2-1 | 9-13-2-2 | 67 | 03/07 | @ Dallas | W | 4-1 | 28-30-6-3 |
| 27 | 12/03 | COLUMBUS | W | 5-0 | 10-13-2-2 | 68 | 03/09 | @ Anaheim | L | 1-3 | 28-31-6-3 |
| 28 | 12/07 | MINNESOTA | L | 2-4 | 10-14-2-2 | 69 | 03/10 | @ Los Angeles | T | 2-2 OT | 28-31-7-3 |
| 29 | 12/09 | @ St. Louis | L | 4-6 | 10-15-2-2 | 70 | 03/13 | DALLAS | L | 0-3 | 28-32-7-3 |
| 30 | 12/10 | ST. LOUIS | L | 1-6 | 10-16-2-2 | 71 | 03/15 | NASHVILLE | W | 3-2 | 29-32-7-3 |
| 31 | 12/13 | @ Atlanta | L | 1-3 | 10-17-2-2 | 72 | 03/18 | ANAHEIM | L | 1-4 | 29-33-7-3 |
| 32 | 12/15 | @ Dallas | L | 1-4 | 10-18-2-2 | 73 | 03/22 | NASHVILLE | L | 1-2 OT | 29-33-7-4 |
| 33 | 12/16 | @ Nashville | W | 3-0 | 11-18-2-2 | 74 | 03/24 | @ St. Louis | L | 1-5 | 29-34-7-4 |
| 34 | 12/21 | VANCOUVER | W | 6-4 | 12-18-2-2 | 75 | 03/25 | CALGARY | L | 1-3 | 29-35-7-4 |
| 35 | 12/23 | @ Ottawa | W | 3-2 | 13-18-2-2 | 76 | 03/28 | OTTAWA | L | 2-5 | 29-36-7-4 |
| 36 | 12/27 | Arizona | T | 1-1 OT | 13-18-3-2 | 77 | 03/29 | @ Pittsburgh | L | 2-5 | 29-37-7-4 |
| 37 | 12/29 | DETROIT | W | 3-2 OT | 14-18-3-2 | 78 | 04/01 | EDMONTON | T | 3-3 OT | 29-37-8-4 |
| 38 | 12/31 | @ Carolina | L | 1-2 | 14-19-3-2 | 79 | 04/02 | @ New Jersey | L | 3-4 | 29-38-8-4 |
| 39 | 01/03 | VANCOUVER | W | 6-0 | 15-19-3-2 | 80 | 04/04 | CALGARY | L | 2-5 | 29-39-8-4 |
| 40 | 01/05 | EDMONTON | L | 1-2 | 15-20-3-2 | 81 | 04/06 | TORONTO | L | 0-1 | 29-40-8-4 |
| 41 | 01/07 | TAMPA BAY | W | 7-4 | 16-20-3-2 | 82 | 04/08 | @ Columbus | L | 3-4 OT | 29-40-8-5 |

| PLAYER | GP | G | A | PTS | PIM | PLAYER | GP | G | A | PTS | PIM |
|------------------------|----|----|----|-----|-----|--------------------|----|---|---|-----|-----|
| SULLIVAN, STEVE | 81 | 34 | 41 | 75 | 54 | VON ARX, RETO | 19 | 3 | 1 | 4 | 4 |
| AMONTE, TONY | 82 | 35 | 29 | 64 | 54 | ALLISON, JAMIE | 44 | 1 | 3 | 4 | 53 |
| NYLANDER, MICHAEL | 82 | 25 | 39 | 64 | 32 | ATCHEYNYUM, BLAIR | 19 | 1 | 2 | 3 | 2 |
| DAZE, ERIC | 79 | 33 | 24 | 57 | 16 | MARHA, JOSEF | 15 | 0 | 3 | 3 | 6 |
| ZHAMNOV, ALEX | 63 | 13 | 36 | 49 | 40 | THIBAUT, JOCELYN | 66 | 0 | 3 | 3 | 2 |
| #MCAMMOND, DEAN | 61 | 10 | 16 | 26 | 43 | KING, KRIS | 13 | 1 | 0 | 1 | 8 |
| HERPERGER, CHRIS | 61 | 10 | 15 | 25 | 20 | HANKINSON, CASEY | 11 | 0 | 1 | 1 | 9 |
| SPACEK, JAROSLAV | 50 | 5 | 18 | 23 | 20 | BELL, MARK | 13 | 0 | 1 | 1 | 4 |
| MIRONOV, BORIS | 66 | 5 | 17 | 22 | 42 | LAROUCQUE, MICHEL | 3 | 0 | 0 | 0 | 0 |
| PROBERT, BOB | 79 | 7 | 12 | 19 | 103 | DOWNNEY, AARON | 3 | 0 | 0 | 0 | 6 |
| QUINTAL, STEPHANE | 72 | 1 | 18 | 19 | 60 | *PASSMORE, STEVE | 6 | 0 | 0 | 0 | 4 |
| CALDER, KYLE | 43 | 5 | 10 | 15 | 14 | BAUMGARTNER, NOLAN | 8 | 0 | 0 | 0 | 6 |
| KARPOVTSYEV, ALEXANDER | 53 | 2 | 13 | 15 | 39 | TALLAS, ROBBIE | 12 | 0 | 0 | 0 | 0 |
| DEAN, KEVIN | 69 | 0 | 11 | 11 | 30 | JANSENS, MARK | 28 | 0 | 0 | 0 | 33 |
| DUBINSKY, STEVE | 60 | 6 | 4 | 10 | 33 | | | | | | |
| LEROUX, JEAN-YVES | 59 | 4 | 4 | 8 | 22 | | | | | | |
| ZELEPUKIN, VALERI | 36 | 3 | 4 | 7 | 18 | | | | | | |
| VANDENBUSSCHE, RYAN | 64 | 2 | 5 | 7 | 146 | | | | | | |
| MALPINE, CHRIS | 50 | 0 | 6 | 6 | 32 | | | | | | |
| HERIKSSON, ANDERS | 13 | 2 | 3 | 5 | 2 | | | | | | |
| POAPST, STEVE | 36 | 2 | 3 | 5 | 12 | | | | | | |
| MCCARTHY, STEVE | 44 | 0 | 5 | 5 | 8 | | | | | | |

* ACQUIRED IN SEASON # TRADED IN SEASON

| GOALIES | GP | W | L | T | MIN | GA | SO | AVG |
|-------------------|----|----|----|---|-------|-----|----|------|
| PASSMORE, STEVE | 6 | 0 | 4 | 1 | 340 | 14 | 0 | 2.47 |
| THIBAUT, JOCELYN | 66 | 27 | 32 | 7 | 3,844 | 180 | 6 | 2.81 |
| TALLAS, ROBBIE | 12 | 2 | 7 | 0 | 627 | 35 | 0 | 3.35 |
| LAROUCQUE, MICHEL | 3 | 0 | 2 | 0 | 152 | 9 | 0 | 3.55 |

2001-02 CHICAGO BLACKHAWKS
41-27-13-1, 96 POINTS, 3RD CENTRAL DIVISION

416

2002-03 CHICAGO BLACKHAWKS

30-33-13-6, 79 POINTS, 3RD CENTRAL DIVISION

| GM | DATE | OPPONENT | RESULT | SCORE | RECORD | GM | DATE | OPPONENT | RESULT | SCORE | RECORD |
|----|-------|----------------|--------|--------|-----------|----|-------|----------------|--------|--------|----------|
| 1 | 10/10 | @ Columbus | L | 1-2 | 0-1-0-0 | 42 | 01/09 | @ Dallas | L | 3-4 OT | 19-13-2 |
| 2 | 10/13 | BUFFALO | W | 3-0 | 1-1-0-0 | 43 | 01/12 | NASHVILLE | W | 2-0 | 20-13-2 |
| 3 | 10/17 | FLORIDA | W | 4-1 | 2-1-0-0 | 44 | 01/13 | @ Detroit | L | 4-5 OT | 20-13-3 |
| 4 | 10/19 | CALGARY | L | 2-5 | 2-2-0-0 | 45 | 01/15 | DETROIT | W | 4-1 | 21-13-3 |
| 5 | 10/24 | MINNESOTA | L | 2-3 | 2-3-0-0 | 46 | 01/17 | VANCOUVER | L | 2-4 | 21-14-3 |
| 6 | 10/26 | @ Carolina | T | 3-3 OT | 2-3-1-0 | 47 | 01/18 | @ St. Louis | L | 2-4 | 21-15-3 |
| 7 | 10/27 | SAN JOSE | W | 3-2 | 3-3-1-0 | 48 | 01/20 | @ Columbus | L | 1-5 | 21-16-3 |
| 8 | 10/29 | COLUMBUS | W | 3-2 | 4-3-1-0 | 49 | 01/23 | ST. LOUIS | T | 3-3 OT | 21-16-3 |
| 9 | 10/31 | LOS ANGELES | W | 2-1 OT | 5-3-1-0 | 50 | 01/25 | @ Pittsburgh | L | 3-5 | 21-17-3 |
| 10 | 11/02 | @ New Jersey | L | 1-5 | 5-4-1-0 | 51 | 01/26 | @ Montreal | L | 3-4 | 21-18-3 |
| 11 | 11/03 | EDMONTON | L | 1-4 | 5-5-1-0 | 52 | 01/30 | @ Boston | W | 3-1 | 22-18-3 |
| 12 | 11/05 | @ Detroit | W | 2-0 | 6-5-1-0 | 53 | 02/05 | @ Minnesota | L | 1-2 | 22-19-3 |
| 13 | 11/07 | ATLANTA | W | 5-0 | 7-5-1-0 | 54 | 02/06 | @ Calgary | T | 2-2 OT | 22-19-3 |
| 14 | 11/09 | @ Tampa Bay | W | 3-2 OT | 8-5-1-0 | 55 | 02/08 | @ Edmonton | W | 3-0 | 23-19-3 |
| 15 | 11/11 | @ Florida | T | 2-2 OT | 8-5-2-0 | 56 | 02/10 | @ Vancouver | L | 1-2 | 23-20-3 |
| 16 | 11/15 | WASHINGTON | T | 2-2 OT | 8-5-3-0 | 57 | 02/12 | TORONTO | L | 1-3 | 23-21-3 |
| 17 | 11/17 | NASHVILLE | W | 4-2 | 9-5-3-0 | 58 | 02/14 | SAN JOSE | L | 2-4 | 23-22-3 |
| 18 | 11/19 | @ Edmonton | L | 1-3 | 9-6-3-0 | 59 | 02/15 | @ Columbus | W | 7-1 | 24-22-3 |
| 19 | 11/20 | @ Vancouver | L | 3-5 | 9-7-3-0 | 60 | 02/17 | COLORADO | L | 4-5 | 24-23-3 |
| 20 | 11/23 | @ Calgary | L | 1-3 | 9-8-3-0 | 61 | 02/20 | Arizona | L | 1-2 | 24-24-3 |
| 21 | 11/25 | @ Colorado | L | 0-1 | 9-9-3-0 | 62 | 02/23 | DALLAS | L | 0-3 | 24-25-3 |
| 22 | 11/28 | @ Arizona | W | 4-2 | 10-9-3-0 | 63 | 02/25 | PHILADELPHIA | L | 0-2 | 24-26-3 |
| 23 | 11/30 | @ Los Angeles | L | 1-4 | 10-10-3-0 | 64 | 02/27 | @ Philadelphia | L | 2-5 | 24-27-3 |
| 24 | 12/01 | @ Anaheim | L | 2-3 | 10-11-3-0 | 65 | 03/01 | @ Nashville | L | 4-5 OT | 24-27-4 |
| 25 | 12/04 | OTTAWA | W | 1-0 | 11-11-3-0 | 66 | 03/02 | COLORADO | L | 2-3 OT | 24-27-5 |
| 26 | 12/06 | ANAHEIM | L | 3-4 | 11-12-3-0 | 67 | 03/05 | @ Dallas | L | 4-7 | 24-28-5 |
| 27 | 12/08 | TAMPA BAY | W | 3-1 | 12-12-3-0 | 68 | 03/07 | CALGARY | L | 0-2 | 24-29-5 |
| 28 | 12/10 | @ NY Islanders | W | 3-2 | 13-12-3-0 | 69 | 03/09 | BOSTON | W | 8-5 | 25-29-5 |
| 29 | 12/11 | @ NY Rangers | W | 4-3 | 14-12-3-0 | 70 | 03/12 | @ Anaheim | L | 2-5 | 25-30-5 |
| 30 | 12/13 | @ Buffalo | T | 1-1 OT | 14-12-4-0 | 71 | 03/14 | @ Arizona | W | 4-0 | 26-30-5 |
| 31 | 12/15 | DALLAS | L | 0-5 | 14-13-4-0 | 72 | 03/17 | @ San Jose | W | 3-2 OT | 27-30-5 |
| 32 | 12/17 | VANCOUVER | W | 3-2 | 15-13-4-0 | 73 | 03/19 | ANAHEIM | L | 3-4 | 27-31-5 |
| 33 | 12/20 | COLUMBUS | W | 3-1 | 16-13-4-0 | 74 | 03/22 | @ Colorado | L | 1-8 | 27-32-5 |
| 34 | 12/22 | LOS ANGELES | W | 3-1 | 17-13-4-0 | 75 | 03/23 | PITTSBURGH | T | 1-1 OT | 27-32-11 |
| 35 | 12/26 | MINNESOTA | T | 2-2 OT | 17-13-5-0 | 76 | 03/25 | NY ISLANDERS | L | 2-9 | 27-33-11 |
| 36 | 12/28 | @ San Jose | T | 3-3 OT | 17-13-6-0 | 77 | 03/27 | NASHVILLE | W | 4-1 | 28-33-11 |
| 37 | 12/30 | @ Los Angeles | W | 2-0 | 18-13-6-0 | 78 | 03/28 | @ Minnesota | L | 3-4 OT | 28-33-16 |
| 38 | 01/02 | @ St. Louis | W | 4-1 | 19-13-6-0 | 79 | 03/30 | EDMONTON | T | 4-4 OT | 28-33-16 |
| 39 | 01/04 | @ Nashville | T | 3-3 OT | 19-13-7-0 | 80 | 04/03 | @ St. Louis | W | 6-4 | 29-33-16 |
| 40 | 01/05 | DETROIT | L | 3-4 OT | 19-13-7-1 | 81 | 04/04 | ST. LOUIS | T | 2-2 OT | 29-33-16 |
| 41 | 01/08 | Arizona | T | 0-0 OT | 19-13-8-1 | 82 | 04/06 | DETROIT | W | 4-3 OT | 30-33-16 |

| PLAYER | GP | G | A | PTS | PIM |
|------------------------|----|----|----|-----|-----|
| SULLIVAN, STEVE | 82 | 26 | 35 | 61 | 42 |
| ZHAMNOV, ALEX | 74 | 15 | 43 | 58 | 70 |
| DAZE, ERIC | 54 | 22 | 22 | 44 | 14 |
| CALDER, KYLE | 82 | 15 | 27 | 42 | 40 |
| ARNASON, TYLER | 82 | 19 | 20 | 39 | 20 |
| FLEURY, THEOREN | 54 | 12 | 21 | 33 | 77 |
| HBEREZIN, SERGEI | 66 | 18 | 13 | 31 | 8 |
| BELL, MARK | 82 | 14 | 15 | 29 | 113 |
| #HOUSLEY, PHIL | 57 | 6 | 23 | 29 | 24 |
| DEMPSEY, NATHAN | 67 | 5 | 23 | 28 | 26 |
| *NIKOLISHIN, ANDREI | 60 | 6 | 15 | 21 | 26 |
| *SIMON, CHRIS | 61 | 12 | 6 | 18 | 125 |
| #THOMAS, STEVE | 69 | 4 | 13 | 17 | 51 |
| KLEMM, JON | 70 | 2 | 14 | 16 | 44 |
| KARPOVTSYEV, ALEXANDER | 40 | 4 | 10 | 14 | 12 |
| POAPST, STEVE | 75 | 2 | 11 | 13 | 50 |
| *EASTWOOD, MIKE | 53 | 2 | 10 | 12 | 24 |
| #HOBELIN, LYLE | 65 | 7 | 4 | 11 | 76 |
| KOROLEV, IGOR | 48 | 4 | 5 | 9 | 30 |
| RADULOV, IGOR | 7 | 5 | 0 | 5 | 4 |
| STROUDWICK, JASON | 48 | 2 | 3 | 5 | 87 |
| MCCARTHY, STEVE | 57 | 1 | 4 | 5 | 23 |
| #MIRONOV, BORIS | 20 | 3 | 1 | 4 | 22 |
| #NYLANDER, MICHAEL | 9 | 0 | 4 | 4 | 4 |
| THORNTON, SHAWN | 13 | 1 | 1 | 2 | 31 |

| PLAYER | GP | G | A | PTS | PIM |
|-------------------|----|---|---|-----|-----|
| HENRY, BURKE | 16 | 0 | 2 | 2 | 9 |
| GILL, TODD | 5 | 0 | 1 | 1 | 0 |
| WHITE, PETER | 6 | 0 | 1 | 1 | 0 |
| *HELENIUS, SAMI | 10 | 0 | 1 | 1 | 28 |
| VALK, GARRY | 16 | 0 | 1 | 1 | 6 |
| MCLEAN, BRETT | 2 | 0 | 0 | 0 | 0 |
| DEBRUSK, LOUIE | 4 | 0 | 0 | 0 | 7 |
| ANDERSON, CRAIG | 6 | 0 | 0 | 0 | 0 |
| LEIGHTON, MICHAEL | 8 | 0 | 0 | 0 | 0 |
| PASSMORE, STEVE | 11 | 0 | 0 | 0 | 4 |
| VANDENBUSCH, RYAN | 22 | 0 | 0 | 0 | 58 |
| THIBAUT, JOCELYN | 62 | 0 | 0 | 0 | 4 |

* ACQUIRED IN SEASON # TRADED IN SEASON

| GOALIES | GP | W | L | T | MINS | GA | SO | AVG |
|-------------------|----|----|----|---|-------|-----|----|------|
| THIBAUT, JOCELYN | 62 | 26 | 28 | 7 | 3,650 | 144 | 8 | 2.57 |
| LEIGHTON, MICHAEL | 8 | 2 | 3 | 2 | 447 | 21 | 1 | 2.82 |
| PASSMORE, STEVE | 11 | 2 | 5 | 2 | 617 | 38 | 0 | 3.70 |
| ANDERSON, CRAIG | 6 | 0 | 3 | 2 | 270 | 18 | 0 | 4.00 |

| |
|------------|
| LEADERSHIP |
| PLAYERS |
| 2016-17 |
| OPPONENTS |
| TRADITION |
| RECORDS |
| PLAYOFFS |
| HISTORY |
| MINORS |
| NHL |
| MEDIA |

HISTORY OF THE BLACKHAWKS

2003-04 CHICAGO BLACKHAWKS 20-43-11-8, 59 POINTS, 5TH CENTRAL DIVISION

| LEADERSHIP | PLAYERS | 2016-17 | OPPONENTS | TRADITION | RECORDS | PLAYOFFS | HISTORY | MINORS | NHL | MEDIA |
|------------|---------|---------|-----------|-----------|---------|----------|---------|--------|-----|-------|
|------------|---------|---------|-----------|-----------|---------|----------|---------|--------|-----|-------|

| GM | DATE | OPPONENT | RESULT | SCORE | RECORD | GM | DATE | OPPONENT | RESULT | SCORE | RECORD |
|----|-------|----------------|--------|--------|-----------|----|-------|----------------|--------|--------|------------|
| 1 | 10/08 | MINNESOTA | W | 1-0 | 1-0-0-0 | 42 | 01/07 | @ Minnesota | L | 4-7 | 10-21-4-7 |
| 2 | 10/10 | @ Colorado | L | 0-5 | 1-1-0-0 | 43 | 01/08 | CALGARY | W | 3-1 | 11-21-4-7 |
| 3 | 10/12 | LOS ANGELES | L | 2-4 | 1-2-0-0 | 44 | 01/11 | COLORADO | L | 4-5 OT | 11-21-5-7 |
| 4 | 10/16 | @ Columbus | L | 1-2 | 1-3-0-0 | 45 | 01/12 | @ St. Louis | L | 4-7 | 11-22-5-7 |
| 5 | 10/18 | @ Atlanta | L | 2-7 | 1-4-0-0 | 46 | 01/14 | @ Detroit | L | 2-4 | 11-23-5-7 |
| 6 | 10/19 | NASHVILLE | W | 3-1 | 2-4-0-0 | 47 | 01/18 | LOS ANGELES | L | 1-2 | 11-24-5-7 |
| 7 | 10/23 | @ San Jose | T | 3-3 OT | 2-4-1-0 | 48 | 01/21 | @ Minnesota | L | 2-4 | 11-25-5-7 |
| 8 | 10/25 | @ Los Angeles | W | 3-2 | 3-4-1-0 | 49 | 01/22 | COLUMBUS | W | 7-0 | 12-25-5-7 |
| 9 | 10/26 | @ Anaheim | T | 1-1 OT | 3-4-2-0 | 50 | 01/24 | @ Columbus | L | 3-4 | 12-26-5-7 |
| 10 | 10/28 | @ Arizona | T | 2-2 OT | 3-4-3-0 | 51 | 01/27 | @ Vancouver | L | 2-3 | 12-27-5-7 |
| 11 | 10/30 | PITTSBURGH | L | 0-1 | 3-5-3-0 | 52 | 01/29 | @ Edmonton | L | 2-5 | 12-28-5-7 |
| 12 | 11/01 | @ St. Louis | W | 3-2 | 4-5-3-0 | 53 | 01/30 | @ Calgary | W | 5-3 | 13-28-5-7 |
| 13 | 11/02 | ANAHEIM | W | 3-1 | 5-5-3-0 | 54 | 02/01 | @ Montreal | L | 4-6 | 13-29-5-7 |
| 14 | 11/07 | @ Nashville | W | 2-1 | 6-5-3-0 | 55 | 02/03 | @ Toronto | W | 4-1 | 14-29-5-7 |
| 15 | 11/09 | COLORADO | L | 3-4 OT | 6-5-3-1 | 56 | 02/11 | NASHVILLE | W | 5-2 | 15-29-5-7 |
| 16 | 11/10 | @ Detroit | L | 0-3 | 6-6-3-1 | 57 | 02/14 | BOSTON | W | 2-1 OT | 16-29-5-7 |
| 17 | 11/12 | CALGARY | L | 2-6 | 6-7-3-1 | 58 | 02/15 | WASHINGTON | L | 0-4 | 16-30-5-7 |
| 18 | 11/14 | DETROIT | L | 3-4 OT | 6-7-3-2 | 59 | 02/19 | SAN JOSE | L | 3-6 | 16-31-5-7 |
| 19 | 11/16 | NY RANGERS | T | 2-2 OT | 6-7-4-2 | 60 | 02/22 | ST. LOUIS | W | 3-2 OT | 17-31-5-7 |
| 20 | 11/18 | @ Edmonton | L | 2-5 | 6-8-4-2 | 61 | 02/24 | @ Philadelphia | L | 1-3 | 17-32-5-7 |
| 21 | 11/20 | @ Vancouver | L | 2-3 OT | 6-8-4-3 | 62 | 02/25 | @ Columbus | W | 4-3 | 18-32-5-7 |
| 22 | 11/22 | @ Calgary | L | 1-2 | 6-9-4-3 | 63 | 02/27 | COLUMBUS | L | 3-4 | 18-33-5-7 |
| 23 | 11/26 | @ San Jose | L | 2-3 | 6-10-4-3 | 64 | 02/29 | FLORIDA | T | 2-2 OT | 18-33-6-7 |
| 24 | 11/28 | @ Anaheim | L | 3-4 | 6-11-4-3 | 65 | 03/01 | @ Nashville | T | 2-2 OT | 18-33-6-7 |
| 25 | 11/29 | @ Los Angeles | L | 1-3 | 6-12-4-3 | 66 | 03/03 | TAMPA BAY | L | 3-5 | 18-34-6-7 |
| 26 | 12/03 | BUFFALO | L | 2-3 | 6-13-4-3 | 67 | 03/05 | ANAHEIM | L | 2-5 | 18-35-6-7 |
| 27 | 12/06 | @ NY Islanders | L | 2-5 | 6-14-4-3 | 68 | 03/07 | EDMONTON | L | 3-4 OT | 18-35-6-7 |
| 28 | 12/07 | Arizona | T | 2-2 OT | 6-14-5-3 | 69 | 03/11 | @ New Jersey | L | 4-6 | 18-36-6-7 |
| 29 | 12/11 | DETROIT | W | 4-3 OT | 7-14-5-3 | 70 | 03/12 | @ Washington | W | 4-3 | 19-36-6-7 |
| 30 | 12/12 | @ Dallas | L | 0-1 | 7-15-5-3 | 71 | 03/14 | DALLAS | L | 0-4 | 19-37-6-7 |
| 31 | 12/14 | DALLAS | T | 1-1 OT | 7-15-6-3 | 72 | 03/17 | CAROLINA | L | 2-3 | 19-38-6-7 |
| 32 | 12/18 | @ Ottawa | L | 1-6 | 7-16-6-3 | 73 | 03/19 | VANCOUVER | W | 4-3 OT | 20-38-6-7 |
| 33 | 12/19 | @ Detroit | L | 2-3 | 7-17-6-3 | 74 | 03/21 | Arizona | T | 2-2 OT | 20-38-10-6 |
| 34 | 12/21 | NEW JERSEY | T | 2-2 OT | 7-17-7-3 | 75 | 03/25 | @ Colorado | T | 2-2 OT | 20-39-11-6 |
| 35 | 12/23 | ST. LOUIS | W | 3-0 | 8-17-7-3 | 76 | 03/25 | MINNESOTA | L | 2-8 | 20-39-11-6 |
| 36 | 12/26 | COLUMBUS | L | 1-4 | 8-18-7-3 | 77 | 03/27 | @ St. Louis | L | 3-4 OT | 20-39-11-7 |
| 37 | 12/28 | DETROIT | W | 3-0 | 9-18-7-3 | 78 | 03/28 | ST. LOUIS | L | 1-3 | 20-40-11-7 |
| 38 | 12/29 | @ Pittsburgh | L | 0-1 | 9-19-7-3 | 79 | 03/30 | @ Nashville | L | 2-5 | 20-41-11-7 |
| 39 | 12/31 | VANCOUVER | L | 3-4 OT | 9-19-7-4 | 80 | 04/01 | NASHVILLE | L | 1-3 | 20-42-11-7 |
| 40 | 01/02 | SAN JOSE | W | 2-1 | 10-19-7-4 | 81 | 04/03 | @ Arizona | L | 1-2 | 20-42-11-8 |
| 41 | 01/04 | EDMONTON | L | 3-4 | 10-20-7-4 | 82 | 04/04 | @ Dallas | L | 2-5 | 20-43-11-8 |

| PLAYER | GP | G | A | PTS | PIM | PLAYER | GP | G | A | PTS | PIM |
|-------------------------|----|----|----|-----|-----|-------------------|----|---|---|-----|-----|
| ARNASON, TYLER | 82 | 22 | 33 | 55 | 16 | MCCARTHY, STEVE | 25 | 1 | 3 | 4 | 8 |
| BERARD, BRYAN | 58 | 13 | 34 | 47 | 53 | STRUDEWICK, JASON | 54 | 1 | 3 | 4 | 73 |
| BELL, MARK | 82 | 21 | 24 | 45 | 106 | *NICKULAS, ERIC | 21 | 1 | 1 | 2 | 8 |
| RIJUTIS, TUOMO | 82 | 23 | 21 | 44 | 58 | BARCHUK, ANTON | 5 | 0 | 2 | 2 | 2 |
| #SULLIVAN, STEVE | 56 | 15 | 28 | 43 | 36 | LEIGHTON, MICHAEL | 34 | 0 | 2 | 2 | 2 |
| CALDER, KYLE | 66 | 21 | 18 | 39 | 29 | THORNTON, SHAWN | 8 | 1 | 0 | 1 | 23 |
| MCLEAN, BRETT | 76 | 11 | 20 | 31 | 54 | LAING, QUINTIN | 3 | 0 | 1 | 1 | 0 |
| #DEMPSEY, NATHAN | 58 | 8 | 17 | 25 | 30 | BARNIKA, MICHAEL | 9 | 0 | 1 | 1 | 6 |
| #HAMMOV, ALEX | 23 | 6 | 12 | 18 | 14 | ELLISON, MATTE | 10 | 0 | 1 | 1 | 0 |
| NICHOL, SCOTT | 75 | 7 | 11 | 18 | 145 | KURKKONEN, LASSO | 10 | 0 | 1 | 1 | 4 |
| KOROLEV, IGOR | 62 | 3 | 10 | 13 | 22 | #KLEMM, JON | 19 | 0 | 1 | 1 | 20 |
| #NIEMINEN, VILLE | 60 | 2 | 11 | 13 | 40 | AITKEN, JOHNATHAN | 41 | 0 | 1 | 1 | 70 |
| *VANDERMEER, JIM | 23 | 2 | 10 | 12 | 58 | UNDERHILL, MATT | 1 | 0 | 0 | 0 | 0 |
| *ROBIDAS, STEPHANE | 45 | 2 | 10 | 12 | 33 | MUNRO, ADAM | 7 | 0 | 0 | 0 | 2 |
| DAZE, ERIC | 19 | 4 | 7 | 11 | 0 | PASSMORE, STEVE | 9 | 0 | 0 | 0 | 0 |
| RADULOV, IGOR | 36 | 4 | 7 | 11 | 18 | THIBAUT, JOCELYN | 14 | 0 | 0 | 0 | 0 |
| QUINT, DERON | 51 | 4 | 7 | 11 | 18 | ANDERSON, CRAIG | 21 | 0 | 0 | 0 | 4 |
| YAKUBOV, MIKHAIL | 30 | 1 | 7 | 8 | 8 | | | | | | |
| #KARPOVITSEV, ALEXANDER | 24 | 0 | 7 | 7 | 14 | | | | | | |
| MOEN, TRAVIS | 82 | 4 | 2 | 6 | 142 | | | | | | |
| HENRY, BURKE | 23 | 2 | 4 | 6 | 24 | | | | | | |
| VANDENBUSCH, RYAN | 65 | 4 | 1 | 5 | 120 | | | | | | |
| KEITH, MATT | 20 | 2 | 3 | 5 | 10 | | | | | | |
| POAPST, STEVE | 53 | 2 | 2 | 4 | 26 | | | | | | |
| VOROBIEV, PAVEL | 18 | 1 | 3 | 4 | 4 | | | | | | |

* ACQUIRED IN SEASON # TRADED IN SEASON

| GOALIES | GP | W | L | T | MINS | GA | SO | AVG |
|-------------------|----|---|----|---|-------|----|----|------|
| ANDERSON, CRAIG | 21 | 6 | 14 | 0 | 1,205 | 57 | 1 | 2.84 |
| THIBAUT, JOCELYN | 14 | 5 | 7 | 2 | 821 | 39 | 1 | 2.85 |
| PASSMORE, STEVE | 9 | 2 | 6 | 0 | 478 | 23 | 0 | 2.89 |
| LEIGHTON, MICHAEL | 34 | 6 | 18 | 8 | 1,988 | 99 | 2 | 2.99 |
| MUNRO, ADAM | 7 | 1 | 5 | 1 | 426 | 26 | 0 | 3.66 |
| UNDERHILL, MATT | 1 | 0 | 1 | 0 | 61 | 4 | 0 | 3.93 |

2005-06 CHICAGO BLACKHAWKS

26-43-13, 65 POINTS, 4TH CENTRAL DIVISION

| GM | DATE | OPPONENT | RESULT | SCORE | RECORD | GM | DATE | OPPONENT | RESULT | SCORE | RECORD |
|----|-------|---------------|--------|--------|---------|----|-------|---------------|--------|--------|----------|
| 1 | 10/05 | ANAHEIM | L | 3-5 | 0-1-0 | 42 | 01/00 | @ Washington | W | 4-3 OT | 14-24-4 |
| 2 | 10/07 | SAN JOSE | W | 6-3 | 1-1-0 | 43 | 01/01 | PHILADELPHIA | L | 2-5 | 14-25-4 |
| 3 | 10/09 | COLUMBUS | L | 2-3 | 1-2-0 | 44 | 01/03 | PITTSBURGH | W | 4-1 | 15-25-4 |
| 4 | 10/11 | @ St. Louis | L | 1-4 | 1-3-0 | 45 | 01/05 | NEW JERSEY | L | 2-3 SO | 15-25-5 |
| 5 | 10/14 | @ Colorado | W | 3-2 SO | 2-3-0 | 46 | 01/07 | NY ISLANDERS | L | 1-2 OT | 15-25-6 |
| 6 | 10/15 | @ San Jose | L | 3-4 | 2-4-0 | 47 | 01/09 | COLORADO | W | 4-2 | 16-25-6 |
| 7 | 10/18 | @ Vancouver | L | 2-6 | 2-5-0 | 48 | 01/20 | @ Minnesota | L | 1-4 | 16-26-6 |
| 8 | 10/23 | MINNESOTA | W | 4-2 | 3-5-0 | 49 | 01/22 | MINNESOTA | L | 2-3 | 16-27-6 |
| 9 | 10/25 | @ Nashville | L | 3-5 | 3-6-0 | 50 | 01/26 | CALGARY | W | 2-0 | 17-27-6 |
| 10 | 10/27 | @ Detroit | L | 2-5 | 3-7-0 | 51 | 01/29 | CALGARY | L | 3-5 | 17-28-6 |
| 11 | 10/29 | DETROIT | L | 2-4 | 3-8-0 | 52 | 02/02 | @ St. Louis | L | 5-6 SO | 17-28-7 |
| 12 | 11/01 | @ Detroit | L | 1-4 | 3-9-0 | 53 | 02/04 | @ Nashville | L | 0-6 | 17-29-7 |
| 13 | 11/02 | @ St. Louis | W | 6-5 OT | 4-9-0 | 54 | 02/07 | @ Arizona | W | 3-1 | 18-29-7 |
| 14 | 11/04 | @ Dallas | L | 1-9 | 4-10-0 | 55 | 02/08 | @ San Jose | L | 1-2 | 18-30-7 |
| 15 | 11/06 | Arizona | W | 2-1 OT | 5-10-0 | 56 | 02/11 | @ Los Angeles | L | 4-5 OT | 18-30-8 |
| 16 | 11/10 | @ St. Louis | W | 4-2 | 6-10-0 | 57 | 02/12 | @ Anaheim | L | 1-4 | 18-31-8 |
| 17 | 11/11 | LOS ANGELES | L | 2-4 | 6-11-0 | 58 | 03/01 | NASHVILLE | W | 3-0 | 19-31-8 |
| 18 | 11/13 | EDMONTON | W | 3-1 | 7-11-0 | 59 | 03/03 | VANCOUVER | L | 4-5 SO | 19-31-9 |
| 19 | 11/18 | @ Calgary | W | 5-2 | 8-11-0 | 60 | 03/05 | DALLAS | L | 2-7 | 19-32-9 |
| 20 | 11/19 | @ Edmonton | W | 4-9 | 9-11-0 | 61 | 03/07 | @ Columbus | W | 3-1 | 20-32-9 |
| 21 | 11/22 | @ Vancouver | L | 1-3 | 9-12-0 | 62 | 03/09 | COLORADO | L | 1-2 | 20-33-9 |
| 22 | 11/26 | @ Los Angeles | L | 2-3 | 9-13-0 | 63 | 03/11 | @ Detroit | L | 4-6 | 20-34-9 |
| 23 | 11/27 | @ Anaheim | L | 1-3 | 9-14-0 | 64 | 03/12 | DETROIT | L | 3-5 | 20-35-9 |
| 24 | 11/30 | LOS ANGELES | W | 3-2 | 10-14-0 | 65 | 03/15 | COLUMBUS | W | 3-2 | 21-35-9 |
| 25 | 12/02 | @ Tampa Bay | L | 2-3 SO | 10-14-1 | 66 | 03/17 | ANAHEIM | L | 1-2 | 21-36-9 |
| 26 | 12/03 | @ Florida | L | 3-4 OT | 10-14-2 | 67 | 03/19 | Arizona | L | 2-3 | 21-37-9 |
| 27 | 12/07 | NY RANGERS | W | 2-1 OT | 11-14-2 | 68 | 03/23 | @ Arizona | L | 3-4 | 21-38-9 |
| 28 | 12/11 | @ Atlanta | W | 5-4 SO | 12-14-2 | 69 | 03/24 | @ Dallas | L | 2-3 SO | 21-38-10 |
| 29 | 12/13 | @ Carolina | L | 3-5 | 12-15-2 | 70 | 03/26 | SAN JOSE | L | 4-5 OT | 21-38-11 |
| 30 | 12/15 | @ Nashville | L | 3-5 | 12-16-2 | 71 | 03/29 | ST. LOUIS | W | 3-2 OT | 22-38-11 |
| 31 | 12/16 | ST. LOUIS | W | 5-1 | 13-16-2 | 72 | 03/31 | @ Detroit | W | 3-2 OT | 23-38-11 |
| 32 | 12/18 | DALLAS | L | 3-5 | 13-17-2 | 73 | 04/01 | @ Columbus | L | 2-5 | 23-39-11 |
| 33 | 12/21 | NASHVILLE | L | 1-6 | 13-18-2 | 74 | 04/03 | @ Colorado | L | 3-4 | 23-40-11 |
| 34 | 12/23 | DETROIT | L | 2-3 OT | 13-18-3 | 75 | 04/05 | NASHVILLE | W | 4-3 | 24-40-11 |
| 35 | 12/26 | @ Columbus | L | 3-4 OT | 13-18-4 | 76 | 04/07 | EDMONTON | L | 3-4 OT | 24-40-12 |
| 36 | 12/28 | ST. LOUIS | L | 1-2 | 13-19-4 | 77 | 04/08 | @ Nashville | L | 1-2 SO | 24-40-13 |
| 37 | 12/30 | COLUMBUS | L | 2-3 | 13-20-4 | 78 | 04/11 | @ Minnesota | L | 0-2 | 24-41-13 |
| 38 | 01/02 | @ Calgary | L | 2-3 | 13-21-4 | 79 | 04/13 | DETROIT | L | 3-7 | 24-42-13 |
| 39 | 01/05 | @ Edmonton | L | 0-5 | 13-22-4 | 80 | 04/15 | @ Columbus | L | 2-5 | 24-43-13 |
| 40 | 01/03 | VANCOUVER | L | 2-3 | 13-23-4 | 81 | 04/16 | COLUMBUS | W | 4-3 | 25-43-13 |
| 41 | 01/08 | NASHVILLE | L | 1-5 | 13-24-4 | 82 | 04/18 | ST. LOUIS | W | 3-2 OT | 26-43-13 |

NOTE: 2005-06 was the first season in which games were determined by a shootout if they were undecided after regulation and a 5-minute, 4-on-4 overtime period.

| PLAYER | GP | G | A | PTS | PIM | PLAYER | GP | G | A | PTS | PIM |
|---------------------|----|----|----|-----|-----|--------------------|----|---|---|-----|-----|
| CALDER, KYLE | 79 | 26 | 33 | 59 | 52 | #BARCHUK, ANTON | 17 | 2 | 3 | 5 | 16 |
| BELL, MARK | 82 | 25 | 23 | 48 | 107 | BYFUGLIEN, DUSTIN | 25 | 3 | 2 | 5 | 24 |
| #ARNASON, TYLER | 60 | 13 | 28 | 41 | 40 | RUKUTU, TUOMO | 15 | 2 | 3 | 5 | 31 |
| *VRBATA, RADIM | 45 | 13 | 21 | 34 | 16 | #YAKUBOV, MIKHAIL | 10 | 1 | 2 | 3 | 8 |
| BOURQUE, RENÉ | 77 | 16 | 18 | 34 | 56 | #SIMPSON, TODD | 45 | 0 | 3 | 3 | 116 |
| SEABROOK, BRENT | 69 | 5 | 27 | 32 | 60 | MORGAN, JASON | 7 | 1 | 1 | 2 | 6 |
| LAPORTE, MARTIN | 82 | 14 | 17 | 31 | 106 | BROWN, MIKE | 2 | 0 | 1 | 1 | 9 |
| *SHARP, PATRICK | 50 | 9 | 14 | 23 | 36 | *RICHMOND, DANNY | 10 | 0 | 0 | 0 | 18 |
| BARNABY, MATTHEW | 82 | 8 | 20 | 28 | 178 | BARINKA, MICHAEL | 25 | 0 | 1 | 1 | 20 |
| #SPACEK, JAROSLAV | 45 | 7 | 17 | 24 | 72 | KEITH, MATT | 2 | 0 | 0 | 0 | 0 |
| VANDERMEER, JIM | 76 | 6 | 18 | 24 | 116 | DAZE, ERIC | 1 | 0 | 0 | 0 | 2 |
| VOROBEV, PAVEL | 39 | 9 | 12 | 21 | 34 | ST. PIERRE, MARTIN | 2 | 0 | 0 | 0 | 0 |
| KEITH, DUNCAN | 81 | 9 | 12 | 21 | 79 | BARKER, CAM | 1 | 0 | 0 | 0 | 0 |
| HOLMOVIST, MICHAEL | 72 | 10 | 10 | 20 | 16 | THORNTON, SHAWN | 10 | 0 | 0 | 0 | 16 |
| *BOCHENSKI, BRANDON | 20 | 2 | 2 | 4 | 8 | | | | | | |
| CILLEN, MARK | 29 | 7 | 9 | 16 | 2 | | | | | | |
| #DOWD, JIM | 60 | 3 | 12 | 15 | 38 | | | | | | |
| BROWN, CURTIS | 71 | 5 | 10 | 15 | 38 | | | | | | |
| HELLISON, MATT | 26 | 3 | 9 | 12 | 17 | | | | | | |
| *HILBERT, ANDY | 28 | 5 | 4 | 9 | 22 | | | | | | |
| WISNIEWSKI, JAMES | 19 | 2 | 5 | 7 | 36 | | | | | | |
| CULLMORE, JASSEN | 54 | 1 | 6 | 7 | 53 | | | | | | |
| *BARTOVIC, MILAN | 24 | 1 | 6 | 7 | 8 | | | | | | |
| AUCOIN, ADRIAN | 33 | 1 | 5 | 6 | 38 | | | | | | |

* ACQUIRED IN SEASON # TRADED IN SEASON

GOALIES

| | GP | W | L | T | MIN | GA | SO | AVG |
|---------------------|----|----|----|---|-------|-----|----|------|
| KHABIBULIN, NIKOLAI | 50 | 17 | 26 | 6 | 2,815 | 157 | 0 | .886 |
| ANDERSON, CRAIG | 29 | 6 | 12 | 4 | 1,553 | 86 | 1 | .886 |
| MUNRO, ADAM | 10 | 3 | 5 | 2 | 501 | 25 | 1 | .893 |
| CRAWFORD, COREY | 2 | 0 | 0 | 1 | 86 | 5 | 0 | .878 |

HISTORY OF THE BLACKHAWKS

2006-07 CHICAGO BLACKHAWKS 31-42-9, 71 POINTS, 5TH CENTRAL DIVISION

| LEADERSHIP | PLAYERS | 2016-17 | OPPONENTS | TRADITION | RECORDS | PLAYOFFS | HISTORY | MINORS | NHL | MEDIA |
|------------|---------|---------|-----------|-----------|---------|----------|---------|--------|-----|-------|
|------------|---------|---------|-----------|-----------|---------|----------|---------|--------|-----|-------|

| GM | DATE | OPPONENT | RESULT | SCORE | RECORD | GM | DATE | OPPONENT | RESULT | SCORE | RECORD |
|----|-------|----------------|--------|--------|---------|----|-------|---------------|--------|--------|---------|
| 1 | 10/05 | @ Nashville | W | 8-6 | 1-0-0 | 42 | 01/07 | Arizona | L | 2-4 | 17-20-5 |
| 2 | 10/07 | COLUMBUS | L | 4-5 | 1-1-0 | 43 | 01/10 | BUFFALO | L | 1-2 | 17-21-5 |
| 3 | 10/12 | NASHVILLE | W | 3-1 | 2-1-0 | 44 | 01/13 | @ Detroit | L | 3-6 | 17-22-5 |
| 4 | 10/14 | @ St. Louis | L | 3-4 | 2-2-0 | 45 | 01/14 | MINNESOTA | L | 3-4 SO | 17-22-6 |
| 5 | 10/16 | @ Colorado | W | 5-3 | 3-2-0 | 46 | 01/16 | COLUMBUS | L | 4-5 OT | 17-22-7 |
| 6 | 10/18 | MONTREAL | W | 2-1 | 4-2-0 | 47 | 01/19 | MINNESOTA | L | 0-3 | 17-23-7 |
| 7 | 10/20 | @ Dallas | L | 4-5 | 4-3-0 | 48 | 01/20 | @ Nashville | L | 3-6 | 17-24-7 |
| 8 | 10/21 | ST. LOUIS | L | 3-4 | 4-4-0 | 49 | 01/26 | NASHVILLE | L | 1-3 | 17-25-7 |
| 9 | 10/25 | VANCOUVER | L | 0-5 | 4-5-0 | 50 | 01/28 | CALGARY | W | 4-3 OT | 18-25-7 |
| 10 | 10/28 | ANAHEIM | L | 0-3 | 4-6-0 | 51 | 02/01 | @ Los Angeles | W | 3-2 OT | 19-25-7 |
| 11 | 10/30 | @ Philadelphia | L | 0-3 | 4-7-0 | 52 | 02/03 | @ San Jose | L | 2-4 | 19-26-7 |
| 12 | 10/31 | @ NY Islanders | L | 2-5 | 4-8-0 | 53 | 02/06 | @ Calgary | W | 3-2 SO | 20-26-7 |
| 13 | 11/02 | DETROIT | L | 1-2 | 4-9-0 | 54 | 02/07 | @ Vancouver | W | 3-0 | 21-26-7 |
| 14 | 11/09 | @ New Jersey | L | 1-2 SO | 4-9-1 | 55 | 02/09 | @ Edmonton | L | 1-2 | 21-27-7 |
| 15 | 11/10 | ST. LOUIS | W | 3-1 | 5-9-1 | 56 | 02/11 | @ Columbus | W | 5-4 | 22-27-7 |
| 16 | 11/12 | COLUMBUS | W | 1-0 | 6-9-1 | 57 | 02/14 | @ Pittsburgh | L | 4-5 SO | 22-27-8 |
| 17 | 11/16 | @ Arizona | L | 2-3 SO | 6-9-2 | 58 | 02/16 | VANCOUVER | L | 1-2 SO | 22-27-9 |
| 18 | 11/17 | @ Anaheim | W | 4-3 SO | 7-9-2 | 59 | 02/18 | @ NY Rangers | L | 1-2 | 22-28-9 |
| 19 | 11/19 | @ Vancouver | L | 1-2 | 7-10-2 | 60 | 02/21 | @ Detroit | L | 2-4 | 22-29-9 |
| 20 | 11/22 | @ Calgary | L | 1-4 | 7-11-2 | 61 | 02/22 | SAN JOSE | L | 0-2 | 22-30-9 |
| 21 | 11/24 | @ Edmonton | L | 1-5 | 7-12-2 | 62 | 02/25 | ST. LOUIS | W | 5-1 | 23-30-9 |
| 22 | 11/29 | DALLAS | W | 2-1 | 8-12-2 | 63 | 02/27 | DETROIT | L | 1-4 | 23-31-9 |
| 23 | 12/01 | ST. LOUIS | W | 5-2 | 9-12-2 | 64 | 03/01 | COLORADO | L | 1-6 | 23-32-9 |
| 24 | 12/02 | @ Nashville | W | 4-3 OT | 10-12-2 | 65 | 03/02 | @ Detroit | L | 2-6 | 23-33-9 |
| 25 | 12/05 | @ Minnesota | L | 2-3 SO | 10-12-3 | 66 | 03/04 | OTTAWA | W | 4-3 SO | 24-33-9 |
| 26 | 12/07 | Arizona | L | 1-2 SO | 10-12-4 | 67 | 03/06 | LOS ANGELES | W | 3-0 | 25-33-9 |
| 27 | 12/09 | @ Minnesota | L | 4-5 OT | 10-12-5 | 68 | 03/10 | @ Arizona | W | 7-5 | 26-33-9 |
| 28 | 12/10 | EDMONTON | W | 4-1 | 11-12-5 | 69 | 03/13 | @ San Jose | L | 1-7 | 26-34-9 |
| 29 | 12/12 | @ St. Louis | W | 3-2 | 12-12-5 | 70 | 03/15 | @ Los Angeles | W | 4-3 SO | 27-34-9 |
| 30 | 12/14 | DETROIT | L | 2-3 | 12-13-5 | 71 | 03/16 | @ Anaheim | L | 2-5 | 27-35-9 |
| 31 | 12/16 | @ Columbus | W | 6-4 | 13-13-5 | 72 | 03/20 | @ Columbus | L | 2-5 | 27-36-9 |
| 32 | 12/17 | COLORADO | W | 2-1 | 14-13-5 | 73 | 03/21 | SAN JOSE | L | 1-4 | 27-37-9 |
| 33 | 12/20 | NASHVILLE | L | 1-2 | 14-14-5 | 74 | 03/23 | LOS ANGELES | L | 1-2 | 27-38-9 |
| 34 | 12/22 | TORONTO | W | 3-1 | 15-14-5 | 75 | 03/25 | CALGARY | L | 2-3 | 27-39-9 |
| 35 | 12/23 | @ Colorado | L | 2-3 | 15-15-5 | 76 | 03/28 | ANAHEIM | L | 1-3 | 27-40-9 |
| 36 | 12/26 | DALLAS | W | 2-1 | 16-15-5 | 77 | 03/30 | COLUMBUS | W | 3-1 | 28-40-9 |
| 37 | 12/29 | BOSTON | L | 3-5 | 16-16-5 | 78 | 04/01 | EDMONTON | W | 2-1 | 29-40-9 |
| 38 | 12/31 | @ Columbus | L | 1-3 | 16-17-5 | 79 | 04/03 | @ Nashville | W | 3-2 SO | 30-40-9 |
| 39 | 01/02 | @ St. Louis | W | 4-1 | 17-17-5 | 80 | 04/05 | DETROIT | W | 3-2 SO | 31-40-9 |
| 40 | 01/04 | @ St. Louis | L | 0-2 | 17-18-5 | 81 | 04/07 | @ Detroit | L | 2-7 | 31-41-9 |
| 41 | 01/05 | NASHVILLE | L | 3-8 | 17-19-5 | 82 | 04/08 | @ Dallas | L | 2-3 | 31-42-9 |

| PLAYER | GP | G | A | PTS | PIM | PLAYER | GP | G | A | PTS | PIM |
|--------------------|----|----|----|-----|-----|---------------------|----|---|---|-----|-----|
| HAVLAT, MARTIN | 56 | 25 | 32 | 57 | 28 | BYFUGLIEN, DUSTIN | 9 | 1 | 2 | 3 | 10 |
| VRBATA, RADIM | 77 | 14 | 27 | 41 | 26 | BICKELL, BRYAN | 3 | 2 | 0 | 2 | 0 |
| HAMILTON, JEFF | 70 | 18 | 21 | 39 | 22 | #BOCHENSKI, BRANDON | 10 | 2 | 0 | 2 | 2 |
| RIIUTU, TUOMO | 71 | 17 | 21 | 38 | 95 | *ALEKSEY, NIKITA | 15 | 2 | 0 | 2 | 0 |
| SMOLINSKI, BRYAN | 62 | 14 | 23 | 37 | 29 | NORDQVIST, JONAS | 3 | 0 | 2 | 2 | 2 |
| SHARP, PATRICK | 80 | 20 | 15 | 35 | 74 | RICHMOND, DANNY | 22 | 0 | 2 | 2 | 48 |
| KEITH, DUNCAN | 82 | 2 | 29 | 31 | 76 | CORAZZINI, CARL | 7 | 0 | 1 | 1 | 2 |
| ARKHIPOV, DENIS | 79 | 10 | 17 | 27 | 54 | *PARENTEAU, PIERRE | 5 | 0 | 1 | 1 | 2 |
| LAPORTE, MARTIN | 82 | 13 | 11 | 24 | 98 | BOLLAND, DAVID | 1 | 0 | 0 | 0 | 0 |
| SEABROOK, BRENT | 81 | 4 | 20 | 24 | 104 | FRASER, COLIN | 1 | 0 | 0 | 0 | 2 |
| BOUROQUE, RENE | 44 | 7 | 10 | 17 | 38 | #KEITH, MATT | 2 | 0 | 0 | 0 | 4 |
| SALMELAINEN, TONY | 57 | 6 | 11 | 17 | 26 | LOW, REED | 6 | 0 | 0 | 0 | 31 |
| AUCOIN, ADRIAN | 59 | 4 | 12 | 16 | 50 | BLUNDEN, MICHAEL | 9 | 0 | 0 | 0 | 10 |
| *BONORA, PETER | 37 | 5 | 9 | 14 | 26 | BURISH, ADAM | 9 | 0 | 0 | 0 | 2 |
| #KUKKONEN, LASSE | 54 | 5 | 9 | 14 | 30 | KOCL, DAVID | 9 | 0 | 0 | 0 | 88 |
| HOLMOVIST, MICHAEL | 63 | 6 | 7 | 13 | 31 | BROUWER, TROY | 10 | 0 | 0 | 0 | 7 |
| WISNIENSKI, JAMES | 50 | 2 | 8 | 10 | 39 | | | | | | |
| HANDZUS, MICHAL | 8 | 3 | 5 | 8 | 6 | | | | | | |
| BARKER, CAM | 35 | 1 | 7 | 8 | 44 | | | | | | |
| VANDERMEER, JIM | 46 | 1 | 6 | 7 | 53 | | | | | | |
| CULLMORE, JASSEN | 65 | 1 | 6 | 7 | 64 | | | | | | |
| *WILLIAMS, JASON | 20 | 4 | 2 | 6 | 20 | | | | | | |
| MACDONALD, CRAIG | 25 | 3 | 2 | 5 | 14 | | | | | | |
| *STEWART, KARL | 37 | 2 | 3 | 5 | 43 | | | | | | |
| ST. PIERRE, MARTIN | 14 | 1 | 3 | 4 | 8 | | | | | | |

* ACQUIRED IN SEASON # TRADED IN SEASON

| GOALIES | GP | W | L | T | MIN | GA | SO | AVG |
|---------------------|----|----|----|---|-------|-----|----|------|
| #CARON, SEBASTIEN | 1 | 1 | 0 | 0 | 60 | 1 | 0 | 1.00 |
| KHABIBULIN, NIKOLAI | 60 | 25 | 26 | 5 | 3,425 | 163 | 1 | 2.86 |
| LALIME, PATRICK | 12 | 4 | 6 | 1 | 645 | 33 | 1 | 3.07 |
| #BOUCHER, BRIAN | 15 | 1 | 10 | 3 | 827 | 45 | 1 | 3.26 |

2007-08 CHICAGO BLACKHAWKS

40-34-8, 88 POINTS, 3RD CENTRAL DIVISION

| GM | DATE | OPPONENT | RESULT | SCORE | RECORD | GM | DATE | OPPONENT | RESULT | SCORE | RECORD |
|----|-------|---------------|--------|--------|---------|----|-------|---------------|--------|--------|---------|
| 1 | 10/04 | @ Minnesota | L | 0-1 | 0-1-0 | 42 | 01/08 | @ Montreal | L | 3-4 OT | 19-19-4 |
| 2 | 10/06 | DETROIT | W | 4-3 SO | 1-1-0 | 43 | 01/09 | DALLAS | L | 1-3 | 19-20-4 |
| 3 | 10/10 | SAN JOSE | L | 1-2 | 1-2-0 | 44 | 01/11 | MINNESOTA | L | 2-5 | 19-21-4 |
| 4 | 10/12 | @ Detroit | W | 3-2 | 2-2-0 | 45 | 01/13 | @ Nashville | W | 3-2 SO | 20-21-4 |
| 5 | 10/15 | DALLAS | W | 2-1 OT | 3-2-0 | 46 | 01/16 | ST. LOUIS | W | 6-1 | 21-21-4 |
| 6 | 10/17 | ST. LOUIS | L | 1-3 | 3-3-0 | 47 | 01/18 | @ Colorado | W | 2-1 SO | 22-21-4 |
| 7 | 10/19 | COLORADO | W | 5-3 | 4-3-0 | 48 | 01/19 | @ Arizona | W | 2-1 SO | 23-21-4 |
| 8 | 10/20 | @ Toronto | W | 6-4 | 5-3-0 | 49 | 01/22 | @ San Jose | L | 2-3 | 23-22-4 |
| 9 | 10/23 | COLUMBUS | L | 4-7 | 5-4-0 | 50 | 01/24 | COLUMBUS | L | 0-1 | 23-23-4 |
| 10 | 10/25 | @ Boston | L | 1-3 | 5-5-0 | 51 | 01/30 | @ Colorado | L | 3-6 | 23-24-4 |
| 11 | 10/27 | ATLANTA | L | 2-3 | 5-6-0 | 52 | 02/02 | @ San Jose | L | 2-3 SO | 23-24-5 |
| 12 | 10/31 | @ Dallas | W | 5-4 | 6-6-0 | 53 | 02/06 | @ Edmonton | L | 1-4 | 23-25-5 |
| 13 | 11/03 | @ St. Louis | W | 3-2 | 7-6-0 | 54 | 02/07 | @ Calgary | W | 3-1 | 24-25-5 |
| 14 | 11/04 | NASHVILLE | L | 2-5 | 7-7-0 | 55 | 02/10 | @ Vancouver | L | 2-3 SO | 24-26-6 |
| 15 | 11/07 | COLUMBUS | W | 5-2 | 8-7-0 | 56 | 02/13 | @ Columbus | W | 7-2 | 25-26-6 |
| 16 | 11/09 | ST. LOUIS | W | 4-2 | 9-7-0 | 57 | 02/14 | @ Nashville | W | 6-1 | 26-26-6 |
| 17 | 11/11 | DETROIT | W | 3-2 | 10-7-0 | 58 | 02/17 | COLORADO | W | 2-1 | 27-26-6 |
| 18 | 11/14 | @ Columbus | L | 2-4 | 10-8-0 | 59 | 02/19 | @ St. Louis | L | 1-5 | 27-26-7 |
| 19 | 11/15 | @ Nashville | L | 4-5 OT | 10-9-1 | 60 | 02/20 | MINNESOTA | W | 3-0 | 28-26-6 |
| 20 | 11/17 | @ Detroit | W | 5-3 | 11-9-1 | 61 | 02/23 | @ Los Angeles | W | 6-5 OT | 29-26-6 |
| 21 | 11/22 | @ Calgary | W | 2-1 | 12-9-1 | 62 | 02/24 | @ Anaheim | L | 3-6 | 29-27-6 |
| 22 | 11/24 | @ Edmonton | L | 2-3 SO | 12-8-2 | 63 | 02/27 | Arizona | W | 1-0 | 30-27-6 |
| 23 | 11/25 | @ Vancouver | L | 0-2 | 12-9-2 | 64 | 02/28 | @ Dallas | L | 4-7 | 30-28-6 |
| 24 | 11/28 | TAMPA BAY | W | 5-1 | 13-9-2 | 65 | 03/02 | VANCOUVER | W | 4-1 | 31-28-6 |
| 25 | 11/30 | Arizona | W | 6-1 | 14-9-2 | 66 | 03/04 | @ Minnesota | W | 4-2 | 32-28-6 |
| 26 | 12/01 | @ St. Louis | L | 1-3 | 14-10-2 | 67 | 03/05 | ANAHEIM | W | 3-0 | 33-28-6 |
| 27 | 12/05 | VANCOUVER | L | 2-3 | 14-11-2 | 68 | 03/07 | SAN JOSE | L | 2-3 | 33-29-6 |
| 28 | 12/07 | ANAHEIM | L | 3-5 | 14-12-2 | 69 | 03/09 | EDMONTON | L | 5-6 OT | 33-29-7 |
| 29 | 12/09 | CALGARY | L | 2-3 | 14-13-2 | 70 | 03/11 | @ Detroit | L | 1-3 | 33-30-7 |
| 30 | 12/12 | LOS ANGELES | W | 6-3 | 15-13-2 | 71 | 03/12 | CAROLINA | L | 0-3 | 33-31-7 |
| 31 | 12/15 | @ Buffalo | L | 1-3 | 15-14-2 | 72 | 03/14 | @ Columbus | W | 6-3 | 34-31-7 |
| 32 | 12/16 | FLORIDA | L | 1-3 | 15-15-2 | 73 | 03/16 | CALGARY | L | 2-4 | 34-32-7 |
| 33 | 12/19 | NASHVILLE | W | 5-2 | 16-15-2 | 74 | 03/19 | WASHINGTON | W | 5-0 | 35-32-7 |
| 34 | 12/22 | @ Ottawa | W | 4-3 OT | 17-15-2 | 75 | 03/22 | @ Nashville | L | 1-2 SO | 35-32-8 |
| 35 | 12/23 | EDMONTON | W | 3-2 | 18-15-2 | 76 | 03/23 | ST. LOUIS | W | 4-3 OT | 36-32-8 |
| 36 | 12/26 | NASHVILLE | W | 5-2 | 19-15-2 | 77 | 03/26 | @ Columbus | L | 0-4 | 36-33-8 |
| 37 | 12/30 | LOS ANGELES | L | 2-3 OT | 19-16-3 | 78 | 03/29 | @ St. Louis | W | 4-3 | 37-33-8 |
| 38 | 01/01 | @ Los Angeles | L | 2-9 | 19-16-3 | 79 | 03/30 | COLUMBUS | W | 5-4 SO | 38-33-8 |
| 39 | 01/03 | @ Arizona | L | 2-4 | 19-17-3 | 80 | 04/02 | DETROIT | W | 6-2 | 39-33-8 |
| 40 | 01/04 | @ Anaheim | L | 1-2 | 19-18-3 | 81 | 04/04 | NASHVILLE | W | 3-1 | 40-33-8 |
| 41 | 01/06 | DETROIT | L | 1-3 | 19-19-3 | 82 | 04/06 | @ Detroit | L | 1-4 | 40-34-8 |

| PLAYER | GP | G | A | PTS | PIM |
|-------------------|----|----|----|-----|-----|
| KANE, PATRICK | 82 | 21 | 51 | 72 | 52 |
| SHARP, PATRICK | 80 | 36 | 26 | 62 | 55 |
| TOEWS, JONATHAN | 64 | 24 | 30 | 54 | 44 |
| LANG, ROBERT | 76 | 21 | 33 | 54 | 50 |
| BYFUGLIEN, DUSTIN | 67 | 19 | 17 | 36 | 59 |
| WILLIAMS, JASON | 43 | 13 | 23 | 36 | 22 |
| KEITH, DUNCAN | 82 | 12 | 20 | 32 | 56 |
| SEABROOK, BRENT | 82 | 9 | 23 | 32 | 90 |
| HAVLAT, MARTIN | 35 | 10 | 17 | 27 | 22 |
| WISNIEWSKI, JAMES | 68 | 7 | 19 | 26 | 103 |
| BOUROQUE, RENE | 62 | 10 | 14 | 24 | 42 |
| #RIIUTU, TUOMO | 60 | 6 | 15 | 21 | 75 |
| SOPEL, BRENT | 58 | 1 | 19 | 20 | 28 |
| BARKER, CAM | 45 | 6 | 12 | 18 | 52 |
| BOLLAND, DAVE | 39 | 4 | 13 | 17 | 28 |
| PERREAU, YANIC | 53 | 9 | 5 | 14 | 24 |
| *LADD, ANDREW | 20 | 5 | 7 | 12 | 4 |
| #VANDERMEER, JIM | 26 | 2 | 7 | 9 | 44 |
| BURISH, ADAM | 81 | 4 | 4 | 8 | 21 |
| #LAPORTE, MARTIN | 52 | 3 | 4 | 7 | 47 |
| *ADAMS, CRAIG | 35 | 2 | 4 | 6 | 24 |
| SKILLE, JACK | 16 | 3 | 2 | 5 | 0 |
| ZYUZIN, ANDREI | 32 | 2 | 3 | 5 | 38 |
| KONTIOLA, PETRI | 12 | 0 | 5 | 5 | 6 |
| VERSTEEG, KRIS | 13 | 2 | 2 | 4 | 6 |
| HENDRY, JORDAN | 40 | 1 | 3 | 4 | 22 |

| PLAYER | GP | G | A | PTS | PIM |
|---------------------|----|---|---|-----|-----|
| #JOHANSSON, MAGNUS | 18 | 0 | 4 | 4 | 4 |
| #SAMSONOV, SERGEI | 23 | 0 | 4 | 4 | 6 |
| DOWELL, JAKE | 19 | 2 | 1 | 3 | 10 |
| *EAGER, BEN | 9 | 0 | 2 | 2 | 27 |
| ADAMS, KEVIN | 27 | 0 | 2 | 2 | 13 |
| KHABIBULIN, NIKOLAI | 50 | 0 | 2 | 2 | 4 |
| BROUWER, TROY | 2 | 0 | 1 | 1 | 0 |
| #JALMARSSON, NIKLAS | 13 | 0 | 1 | 1 | 13 |
| BLUNDEN, MIKE | 1 | 0 | 0 | 0 | 0 |
| BERTI, ADAM | 2 | 0 | 0 | 0 | 0 |
| BICKELL, BRYAN | 4 | 0 | 0 | 0 | 2 |
| FRASER, COLIN | 5 | 0 | 0 | 0 | 7 |
| ST. PIERRE, MARTIN | 5 | 0 | 0 | 0 | 0 |
| CRAWFORD, COREY | 5 | 0 | 0 | 0 | 0 |
| RICHMOND, DANNY | 7 | 0 | 0 | 0 | 2 |
| KOCL, DAVID | 18 | 0 | 0 | 0 | 68 |
| LALIME, PATRICK | 32 | 0 | 0 | 0 | 8 |

* ACQUIRED IN SEASON # TRADED IN SEASON

| GOALIES | GP | W | L | T | MIN | GA | SO | AVG |
|---------------------|----|----|----|---|-------|-----|----|------|
| KHABIBULIN, NIKOLAI | 50 | 23 | 20 | 6 | 2,892 | 127 | 2 | 2.63 |
| LALIME, PATRICK | 32 | 16 | 12 | 2 | 1,828 | 86 | 1 | 2.82 |
| CRAWFORD, COREY | 5 | 1 | 2 | 0 | 224 | 8 | 1 | 2.14 |

HISTORY OF THE BLACKHAWKS

2008-09 CHICAGO BLACKHAWKS 46-24-12, 104 POINTS, 2ND CENTRAL DIVISION

| LEADERSHIP | PLAYERS | 2016-17 | OPPONENTS | TRADITION | RECORDS | PLAYOFFS | HISTORY | MINORS | NHL | MEDIA |
|------------|---------|---------|-----------|-----------|---------|----------|---------|--------|-----|-------|
|------------|---------|---------|-----------|-----------|---------|----------|---------|--------|-----|-------|

| GM | DATE | OPPONENT | RESULT | SCORE | RECORD | GM | DATE | OPPONENT | RESULT | SCORE | RECORD |
|----|-------|---------------|--------|--------|---------|----|-------|---------------|--------|--------|----------|
| 1 | 10/10 | @ NY Rangers | L | 2-4 | 0-1-0 | 42 | 01/16 | NY RANGERS | L | 2-3 OT | 24-10-8 |
| 2 | 10/11 | @ Washington | L | 2-4 | 0-2-0 | 43 | 01/17 | @ St. Louis | W | 2-1 OT | 25-10-8 |
| 3 | 10/13 | NASHVILLE | L | 2-3 SO | 0-2-1 | 44 | 01/19 | MINNESOTA | L | 1-4 | 25-11-8 |
| 4 | 10/15 | Arizona | W | 4-1 | 1-2-1 | 45 | 01/21 | ST. LOUIS | L | 0-2 | 25-12-8 |
| 5 | 10/18 | @ St. Louis | L | 3-4 SO | 1-2-2 | 46 | 01/28 | @ Anaheim | W | 3-2 | 26-12-8 |
| 6 | 10/19 | VANCOUVER | W | 4-2 | 2-2-2 | 47 | 01/29 | @ Los Angeles | L | 2-5 | 26-13-8 |
| 7 | 10/22 | EDMONTON | W | 3-0 | 3-2-2 | 48 | 01/31 | @ San Jose | W | 4-2 | 27-13-8 |
| 8 | 10/25 | DETROIT | L | 5-6 SO | 3-2-3 | 49 | 02/03 | @ Edmonton | W | 3-1 | 28-13-8 |
| 9 | 10/27 | @ Minnesota | L | 2-3 | 3-3-3 | 50 | 02/05 | @ Calgary | W | 5-2 | 29-13-8 |
| 10 | 10/31 | DALLAS | W | 5-2 | 4-3-3 | 51 | 02/07 | @ Vancouver | L | 3-7 | 29-14-8 |
| 11 | 11/01 | @ Columbus | W | 4-3 SO | 5-3-3 | 52 | 02/11 | @ Atlanta | W | 3-1 | 30-14-8 |
| 12 | 11/03 | COLORADO | W | 6-2 | 6-3-3 | 53 | 02/13 | @ St. Louis | L | 0-1 | 30-15-8 |
| 13 | 11/09 | CALGARY | W | 6-1 | 7-3-3 | 54 | 02/14 | DALLAS | W | 6-2 | 31-15-8 |
| 14 | 11/12 | BOSTON | L | 1-2 SO | 7-3-4 | 55 | 02/17 | @ Tampa Bay | W | 5-3 | 32-15-8 |
| 15 | 11/14 | ST. LOUIS | L | 3-4 OT | 7-3-5 | 56 | 02/19 | @ Florida | W | 4-0 | 33-15-8 |
| 16 | 11/16 | SAN JOSE | L | 5-6 | 7-4-5 | 57 | 02/21 | @ Dallas | W | 3-1 | 34-15-8 |
| 17 | 11/18 | @ Arizona | W | 3-2 SO | 8-4-5 | 58 | 02/22 | MINNESOTA | L | 1-2 | 34-16-8 |
| 18 | 11/20 | @ Dallas | W | 6-3 | 9-4-5 | 59 | 02/24 | @ Nashville | L | 3-5 | 34-17-8 |
| 19 | 11/22 | @ Toronto | W | 5-4 OT | 10-4-5 | 60 | 02/27 | PITTSBURGH | L | 4-5 OT | 34-17-9 |
| 20 | 11/26 | @ San Jose | L | 2-3 OT | 10-4-6 | 61 | 03/01 | LOS ANGELES | W | 4-2 | 35-17-9 |
| 21 | 11/28 | @ Anaheim | L | 0-1 | 10-5-6 | 62 | 03/03 | ANAHEIM | W | 3-2 OT | 36-17-9 |
| 22 | 11/29 | @ Los Angeles | L | 2-5 | 10-6-6 | 63 | 03/07 | @ Boston | L | 3-5 | 36-18-9 |
| 23 | 12/03 | ANAHEIM | W | 4-2 | 11-6-6 | 64 | 03/08 | COLORADO | L | 1-5 | 36-19-9 |
| 24 | 12/06 | @ Detroit | L | 4-5 SO | 11-6-7 | 65 | 03/11 | CAROLINA | W | 3-2 SO | 37-19-9 |
| 25 | 12/07 | Arizona | W | 7-1 | 12-6-7 | 66 | 03/13 | COLUMBUS | L | 3-5 | 37-20-9 |
| 26 | 12/10 | OTTAWA | W | 2-0 | 13-6-7 | 67 | 03/15 | NY ISLANDERS | L | 2-4 | 37-21-9 |
| 27 | 12/12 | @ Colorado | W | 4-3 | 14-6-7 | 68 | 03/17 | @ New Jersey | L | 2-3 | 37-22-9 |
| 28 | 12/14 | COLUMBUS | W | 3-1 | 15-6-7 | 69 | 03/18 | @ Columbus | L | 3-4 OT | 37-22-10 |
| 29 | 12/16 | @ Edmonton | W | 9-2 | 16-6-7 | 70 | 03/20 | EDMONTON | L | 4-5 SO | 37-22-11 |
| 30 | 12/19 | @ Calgary | W | 3-2 OT | 17-6-7 | 71 | 03/22 | LOS ANGELES | W | 4-1 | 38-22-11 |
| 31 | 12/20 | @ Vancouver | W | 3-1 | 18-6-7 | 72 | 03/25 | SAN JOSE | W | 6-5 SO | 39-22-11 |
| 32 | 12/26 | PHILADELPHIA | W | 5-1 | 19-6-7 | 73 | 03/27 | NEW JERSEY | W | 3-2 OT | 40-22-11 |
| 33 | 12/28 | @ Minnesota | W | 4-1 | 20-6-7 | 74 | 03/29 | VANCOUVER | L | 0-4 | 40-23-11 |
| 34 | 12/30 | @ Detroit | L | 0-4 | 20-7-7 | 75 | 03/31 | @ Montreal | L | 1-4 | 40-24-11 |
| 35 | 01/01 | DETROIT** | L | 4-6 | 20-8-7 | 76 | 04/01 | ST. LOUIS | W | 3-1 | 41-24-11 |
| 36 | 01/04 | CALGARY | W | 5-2 | 21-8-7 | 77 | 04/03 | NASHVILLE | W | 3-1 | 42-24-11 |
| 37 | 01/06 | @ Arizona | W | 6-0 | 22-8-7 | 78 | 04/05 | @ Columbus | W | 1-0 OT | 43-24-11 |
| 38 | 01/08 | @ Colorado | L | 1-2 | 22-9-7 | 79 | 04/07 | @ Nashville | W | 4-2 | 44-24-11 |
| 39 | 01/10 | @ Nashville | L | 1-4 | 22-10-7 | 80 | 04/08 | COLUMBUS | L | 3-4 SO | 44-24-12 |
| 40 | 01/11 | NASHVILLE | W | 3-1 | 23-10-7 | 81 | 04/11 | @ Detroit | W | 4-2 | 45-24-12 |
| 41 | 01/14 | BUFFALO | W | 4-1 | 24-10-7 | 82 | 04/12 | DETROIT | W | 3-0 | 46-24-12 |

** 2009 Winter Classic game played at Wrigley Field

| PLAYER | GP | G | A | PTS | PIM | PLAYER | GP | G | A | PTS | PIM |
|---------------------|----|----|----|-----|-----|-------------------|----|---|---|-----|-----|
| HAVLAT, MARTIN | 81 | 29 | 48 | 77 | 30 | PELLETIER, PASCAL | 7 | 0 | 0 | 0 | 0 |
| KANE, PATRICK | 80 | 25 | 45 | 70 | 42 | HUET, CRISTOBAL | 41 | 0 | 0 | 0 | 2 |
| TOEWS, JONATHAN | 82 | 34 | 35 | 69 | 51 | HENDRY, JORDAN | 9 | 0 | 0 | 0 | 4 |
| VERSTEEG, KRIS | 78 | 22 | 31 | 53 | 55 | BRENT, TIM | 2 | 0 | 0 | 0 | 2 |
| CAMPBELL, BRIAN | 82 | 7 | 45 | 52 | 22 | NIEMI, ANTTI | 3 | 0 | 0 | 0 | 0 |
| LADD, ANDREW | 82 | 15 | 34 | 49 | 28 | | | | | | |
| BOLLAND, DAVE | 81 | 19 | 28 | 47 | 52 | | | | | | |
| SHARP, PATRICK | 61 | 26 | 18 | 44 | 41 | | | | | | |
| KEITH, DUNCAN | 77 | 8 | 36 | 44 | 60 | | | | | | |
| BARKER, CAM | 68 | 6 | 34 | 40 | 65 | | | | | | |
| BYFUGLIEN, DUSTIN | 77 | 15 | 16 | 31 | 81 | | | | | | |
| BROUWER, TROY | 69 | 10 | 16 | 26 | 50 | | | | | | |
| SEABROOK, BRENT | 82 | 8 | 18 | 26 | 62 | | | | | | |
| FRASER, COLIN | 81 | 6 | 11 | 17 | 55 | | | | | | |
| EAGER, BEN | 75 | 11 | 4 | 15 | 161 | | | | | | |
| WALKER, MATT | 65 | 1 | 13 | 14 | 79 | | | | | | |
| #WISNIEWSKI, JAMES | 31 | 2 | 11 | 13 | 14 | | | | | | |
| BURISH, ADAM | 66 | 6 | 3 | 9 | 93 | | | | | | |
| JOHNSON, AARON | 38 | 3 | 5 | 8 | 33 | | | | | | |
| # ADAMS, CRAIG | 36 | 2 | 4 | 6 | 22 | | | | | | |
| *PAHLSSON, SAMUEL | 13 | 2 | 1 | 3 | 2 | | | | | | |
| HJALMARSSON, NIKLAS | 21 | 1 | 2 | 3 | 0 | | | | | | |
| SOPI, BRENT | 23 | 1 | 1 | 2 | 8 | | | | | | |
| SKILLE, JACK | 8 | 1 | 0 | 1 | 5 | | | | | | |
| KHABIBULIN, NIKOLAI | 42 | 0 | 2 | 2 | 8 | | | | | | |
| DOWELL, JAKE | 1 | 0 | 0 | 0 | 2 | | | | | | |

* ACQUIRED IN SEASON # TRADED IN SEASON

| GOALIES | GP | W | L | OTL | MINS | GA | SO | AVG |
|---------------------|----|----|----|-----|-------|----|----|------|
| KHABIBULIN, NIKOLAI | 50 | 23 | 20 | 7 | 2,467 | 96 | 3 | 2.33 |
| HUET, CRISTOBAL | 32 | 16 | 12 | 4 | 2,351 | 99 | 3 | 2.53 |
| NIEMI, ANTTI | 3 | 1 | 1 | 1 | 141 | 8 | 0 | 3.40 |

2009-10 CHICAGO BLACKHAWKS

52-22-8, 112 POINTS, 1ST CENTRAL DIVISION

| GM | DATE | OPPONENT | RESULT | SCORE | RECORD | GM | DATE | OPPONENT | RESULT | SCORE | RECORD |
|----|-------|---------------|--------|--------|---------|----|-------|----------------|--------|--------|---------|
| 1 | 10/02 | FLORIDA% | L | 3-4 SO | 0-0-1 | 42 | 01/03 | ANAHEIM | W | 5-2 | 29-10-3 |
| 2 | 10/03 | @ Florida% | W | 4-0 | 1-0-1 | 43 | 01/05 | MINNESOTA | W | 4-1 | 30-10-3 |
| 3 | 10/08 | @ Detroit | L | 2-3 | 1-1-1 | 44 | 01/07 | @ Boston | W | 5-2 | 31-10-3 |
| 4 | 10/10 | COLORADO | W | 4-3 SO | 2-1-1 | 45 | 01/09 | @ Minnesota | L | 5-6 SO | 31-10-4 |
| 5 | 10/12 | CALGARY | W | 6-5 OT | 3-1-1 | 46 | 01/10 | ANAHEIM | L | 1-3 | 31-11-4 |
| 6 | 10/14 | EDMONTON | W | 4-3 | 4-1-1 | 47 | 01/14 | COLUMBUS | W | 3-0 | 32-11-4 |
| 7 | 10/15 | @ Nashville | W | 3-1 | 5-1-1 | 48 | 01/16 | @ Columbus | W | 6-5 | 33-11-4 |
| 8 | 10/17 | @ Dallas | L | 3-4 | 5-2-1 | 49 | 01/17 | @ Detroit | W | 4-5 SO | 34-11-4 |
| 9 | 10/21 | VANCOUVER | L | 2-3 | 5-3-1 | 50 | 01/19 | @ Ottawa | L | 1-4 | 34-12-4 |
| 10 | 10/24 | NASHVILLE | W | 2-0 | 6-3-1 | 51 | 01/21 | @ Calgary | W | 3-1 | 35-12-4 |
| 11 | 10/26 | MINNESOTA | W | 3-1 | 7-3-1 | 52 | 01/23 | @ Vancouver | L | 1-5 | 35-13-4 |
| 12 | 10/29 | @ Nashville | L | 0-2 | 7-4-1 | 53 | 01/26 | @ Edmonton | W | 4-2 | 36-13-4 |
| 13 | 10/30 | MONTREAL | W | 3-2 | 8-4-1 | 54 | 01/28 | @ San Jose | W | 4-3 OT | 37-13-4 |
| 14 | 11/05 | @ Arizona | L | 1-3 | 8-5-1 | 55 | 01/30 | @ Carolina | L | 2-4 | 37-14-4 |
| 15 | 11/06 | @ Colorado | L | 3-4 SO | 8-5-2 | 56 | 02/03 | ST. LOUIS | L | 2-3 | 37-15-4 |
| 16 | 11/09 | LOS ANGELES | W | 4-1 | 9-5-2 | 57 | 02/05 | Arizona | L | 1-2 SO | 37-15-5 |
| 17 | 11/11 | COLORADO | W | 3-2 SO | 10-5-2 | 58 | 02/06 | @ St. Louis | W | 2-1 | 38-15-5 |
| 18 | 11/13 | TORONTO | W | 3-2 | 11-5-2 | 59 | 02/09 | DALLAS | W | 4-3 SO | 39-15-5 |
| 19 | 11/15 | SAN JOSE | W | 4-3 OT | 12-5-2 | 60 | 02/13 | ATLANTA | W | 5-4 SO | 40-15-5 |
| 20 | 11/19 | @ Calgary | W | 7-1 | 13-5-2 | 61 | 02/14 | @ Columbus | W | 5-4 SO | 41-15-5 |
| 21 | 11/21 | @ Edmonton | W | 5-2 | 14-5-2 | 62 | 03/02 | @ NY Islanders | L | 3-5 | 41-16-5 |
| 22 | 11/22 | @ Vancouver | W | 1-0 | 15-5-2 | 63 | 03/03 | EDMONTON | W | 5-2 | 42-16-5 |
| 23 | 11/25 | @ San Jose | W | 7-2 | 16-5-2 | 64 | 03/05 | VANCOUVER | W | 6-3 | 43-16-5 |
| 24 | 11/27 | @ Anaheim | L | 0-3 | 16-6-2 | 65 | 03/07 | DETROIT | L | 4-5 | 43-17-5 |
| 25 | 11/28 | @ Los Angeles | L | 1-2 SO | 16-6-3 | 66 | 03/10 | LOS ANGELES | W | 3-2 OT | 44-17-5 |
| 26 | 12/01 | COLUMBUS | W | 4-3 SO | 17-6-3 | 67 | 03/13 | @ Philadelphia | L | 2-3 | 44-18-5 |
| 27 | 12/04 | NASHVILLE | L | 1-4 | 17-7-3 | 68 | 03/14 | WASHINGTON | L | 3-4 OT | 44-18-6 |
| 28 | 12/05 | @ Pittsburgh | W | 2-1 OT | 18-7-3 | 69 | 03/17 | @ Anaheim | L | 2-4 | 44-19-6 |
| 29 | 12/09 | NY RANGERS | W | 2-1 OT | 19-7-3 | 70 | 03/18 | @ Los Angeles | W | 3-0 | 45-19-6 |
| 30 | 12/11 | @ Buffalo | L | 1-2 | 19-8-3 | 71 | 03/20 | @ Arizona | L | 4-5 SO | 45-19-7 |
| 31 | 12/13 | TAMPA BAY | W | 4-0 | 20-8-3 | 72 | 03/23 | Arizona | W | 2-0 | 46-19-7 |
| 32 | 12/16 | ST. LOUIS | W | 3-0 | 21-8-3 | 73 | 03/25 | @ Columbus | L | 3-8 | 46-20-7 |
| 33 | 12/18 | BOSTON | W | 5-4 SO | 22-8-3 | 74 | 03/28 | COLUMBUS | L | 2-4 | 47-21-7 |
| 34 | 12/20 | DETROIT | W | 3-0 | 23-8-3 | 75 | 03/30 | @ St. Louis | L | 2-4 | 46-22-7 |
| 35 | 12/22 | SAN JOSE | L | 2-3 | 23-9-3 | 76 | 03/31 | @ Minnesota | W | 4-0 | 47-22-7 |
| 36 | 12/23 | @ Detroit | W | 3-0 | 24-9-3 | 77 | 04/02 | @ New Jersey | W | 2-1 SO | 48-22-7 |
| 37 | 12/26 | @ Nashville | W | 4-1 | 25-9-3 | 78 | 04/04 | CALGARY | W | 4-1 | 49-22-7 |
| 38 | 12/27 | NASHVILLE | W | 5-4 | 26-9-3 | 79 | 04/06 | @ Dallas | W | 5-2 | 50-22-7 |
| 39 | 12/29 | @ Dallas | L | 4-5 | 26-10-3 | 80 | 04/07 | ST. LOUIS | W | 6-5 | 51-22-7 |
| 40 | 12/31 | NEW JERSEY | W | 5-1 | 27-10-3 | 81 | 04/09 | @ Colorado | W | 5-2 | 52-22-7 |
| 41 | 01/02 | @ St. Louis | W | 6-3 | 28-10-3 | 82 | 04/11 | DETROIT | L | 2-3 OT | 52-22-8 |

% Game played in Helsinki, Finland, as part of the 2009 NHL Premiere.

| PLAYER | GP | G | A | PTS | PIM | PLAYER | GP | G | A | PTS | PIM |
|---------------------|----|----|----|-----|-----|------------------|----|---|---|-----|-----|
| KANE, PATRICK | 82 | 30 | 58 | 88 | 20 | HEBBETT, ANDREW | 10 | 1 | 0 | 1 | 2 |
| KEITH, DUNCAN | 82 | 14 | 55 | 69 | 51 | "BOYNTON, NICK | 7 | 0 | 1 | 1 | 12 |
| TOEWS, JONATHAN | 76 | 25 | 43 | 68 | 47 | NIEMI, ANTTI | 39 | 0 | 1 | 1 | 0 |
| SHARP, PATRICK | 82 | 25 | 41 | 66 | 28 | #SMOLENAK, RADEK | 1 | 0 | 0 | 0 | 5 |
| HOSSA, MARIAN | 57 | 24 | 27 | 51 | 18 | HUET, CRISTOBAL | 48 | 0 | 0 | 0 | 4 |
| VERSTEEG, KRIS | 79 | 20 | 24 | 44 | 35 | CRAWFORD, COREY | 1 | 0 | 0 | 0 | 0 |
| BROUWER, TROY | 78 | 22 | 18 | 40 | 66 | | | | | | |
| LADD, ANDREW | 82 | 17 | 21 | 38 | 67 | | | | | | |
| CAMPBELL, BRIAN | 68 | 7 | 31 | 38 | 18 | | | | | | |
| BYFUGLIEN, DUSTIN | 82 | 17 | 17 | 34 | 94 | | | | | | |
| SEABROOK, BRENT | 78 | 4 | 26 | 39 | 59 | | | | | | |
| MADDEN, JOHN | 79 | 10 | 13 | 23 | 12 | | | | | | |
| KOPECKY, TOMAS | 74 | 10 | 11 | 21 | 28 | | | | | | |
| FRASER, COLIN | 70 | 7 | 12 | 19 | 44 | | | | | | |
| HJALMARSSON, NIKLAS | 77 | 2 | 15 | 17 | 20 | | | | | | |
| EAGER, BEN | 60 | 7 | 9 | 16 | 120 | | | | | | |
| BOLLAND, DAVE | 39 | 6 | 10 | 16 | 28 | | | | | | |
| #BARKER, CAM | 51 | 4 | 10 | 14 | 58 | | | | | | |
| HENDRY, JORDAN | 43 | 2 | 6 | 8 | 10 | | | | | | |
| SOFEL, BRENT | 73 | 1 | 7 | 8 | 34 | | | | | | |
| BICKELL, BRYAN | 16 | 3 | 1 | 4 | 5 | | | | | | |
| BURISH, ADAM | 13 | 1 | 3 | 4 | 14 | | | | | | |
| *JOHNSON, KIM | 8 | 1 | 2 | 3 | 4 | | | | | | |
| SKILLE, JACE | 6 | 1 | 1 | 2 | 0 | | | | | | |
| DOWELL, JAKE | 3 | 1 | 1 | 2 | 5 | | | | | | |

| GOALIES | GP | W | L | OTL | MIN | GA | SO | AVG |
|-----------------|----|----|----|-----|-------|-----|----|------|
| HUET, CRISTOBAL | 48 | 26 | 14 | 4 | 2,731 | 114 | 4 | 2.50 |
| NIEMI, ANTTI | 39 | 26 | 7 | 4 | 2,190 | 82 | 7 | 2.25 |
| CRAWFORD, COREY | 1 | 0 | 1 | 0 | 59 | 3 | 0 | 3.05 |

* ACQUIRED IN SEASON # TRADED IN SEASON

HISTORY OF THE BLACKHAWKS

2010-11 CHICAGO BLACKHAWKS 44-29-9, 97 POINTS, 3RD CENTRAL DIVISION

| | GM | DATE | OPPONENT | RESULT | SCORE | RECORD | GM | DATE | OPPONENT | RESULT | SCORE | RECORD |
|---------------------|----|-------|---------------|--------|--------|----------------------|----|-------|--------------|--------|--------|---------|
| LEADERSHIP | 1 | 10/07 | @ Colorado | L | 3-4 OT | 0-0-1 | 42 | 01/05 | DALLAS | L | 2-4 | 21-18-3 |
| | 2 | 10/09 | DETROIT | L | 2-3 | 0-1-1 | 43 | 01/07 | OTTAWA | W | 3-2 SO | 22-18-3 |
| | 3 | 10/11 | @ Buffalo | W | 4-3 | 1-1-1 | 44 | 01/09 | NY ISLANDERS | W | 5-0 | 23-18-3 |
| | 4 | 10/13 | NASHVILLE | L | 2-3 | 1-2-1 | 45 | 01/12 | COLORADO | W | 4-0 | 24-18-3 |
| PLAYERS | 5 | 10/15 | @ Columbus | W | 5-2 | 2-2-1 | 46 | 01/15 | @ Nashville | L | 2-3 SO | 24-18-4 |
| | 6 | 10/16 | BUFFALO | W | 4-3 | 3-2-1 | 47 | 01/16 | NASHVILLE | W | 6-3 | 25-18-4 |
| | 7 | 10/18 | ST. LOUIS | W | 3-2 OT | 4-2-1 | 48 | 01/22 | @ Detroit | W | 4-1 | 26-18-4 |
| | 8 | 10/20 | VANCOUVER | W | 2-1 SO | 5-2-1 | 49 | 01/23 | PHILADELPHIA | L | 1-4 | 26-19-4 |
| 2016-17 | 9 | 10/22 | @ St. Louis | L | 2-4 | 5-3-1 | 50 | 01/25 | MINNESOTA | L | 2-4 | 26-20-4 |
| | 10 | 10/23 | COLUMBUS | L | 2-3 | 5-4-1 | 51 | 02/01 | @ Columbus | W | 7-4 | 27-20-4 |
| | 11 | 10/27 | LOS ANGELES | W | 3-1 | 6-4-1 | 52 | 02/04 | @ Vancouver | L | 3-4 | 27-21-4 |
| | 12 | 10/29 | EDMONTON | L | 4-7 | 6-5-1 | 53 | 02/07 | @ Calgary | L | 1-3 | 27-22-4 |
| OPPONENTS | 13 | 10/30 | @ Minnesota | W | 3-1 | 7-5-1 | 54 | 02/09 | @ Edmonton | W | 4-1 | 28-22-4 |
| | 14 | 11/01 | @ NY Rangers | L | 2-3 | 7-6-1 | 55 | 02/11 | @ Dallas | L | 3-4 SO | 28-22-5 |
| | 15 | 11/03 | NEW JERSEY | L | 3-5 | 7-7-1 | 56 | 02/12 | @ Arizona | L | 2-3 SO | 28-22-6 |
| | 16 | 11/06 | @ Atlanta | W | 5-4 SO | 8-7-1 | 57 | 02/16 | MINNESOTA | W | 3-1 | 29-22-6 |
| TRADITION | 17 | 11/07 | EDMONTON | L | 1-2 | 8-8-1 | 58 | 02/18 | COLUMBUS | L | 3-4 | 29-23-6 |
| | 18 | 11/10 | Arizona | L | 1-2 | 8-9-1 | 59 | 02/20 | PITTSBURGH | W | 3-2 SO | 30-23-6 |
| | 19 | 11/13 | @ Nashville | L | 3-4 SO | 8-9-2 | 60 | 02/21 | @ St. Louis | W | 5-3 | 31-23-6 |
| | 20 | 11/14 | ANAHEIM | W | 3-2 OT | 9-9-2 | 61 | 02/24 | @ Nashville | W | 3-0 | 32-23-6 |
| RECORDS | 21 | 11/17 | @ Edmonton | W | 5-0 | 10-9-2 | 62 | 02/27 | Arizona | W | 4-3 SO | 33-23-6 |
| | 22 | 11/19 | @ Calgary | L | 2-7 | 10-10-2 | 63 | 02/28 | @ Minnesota | W | 4-2 | 34-23-6 |
| | 23 | 11/20 | @ Vancouver | W | 7-1 | 11-10-2 | 64 | 03/02 | CALGARY | W | 6-4 | 35-23-6 |
| | 24 | 11/24 | @ San Jose | L | 2-5 | 11-11-2 | 65 | 03/04 | CAROLINA | W | 5-2 | 36-23-6 |
| PLAYOFFS | 25 | 11/26 | @ Anaheim | W | 4-1 | 12-11-2 | 66 | 03/05 | @ Toronto | W | 5-3 | 37-23-6 |
| | 26 | 11/27 | @ Los Angeles | W | 2-1 | 13-11-2 | 67 | 03/08 | @ Florida | L | 2-3 | 37-24-6 |
| | 27 | 11/30 | ST. LOUIS | W | 7-5 | 14-11-2 | 68 | 03/09 | @ Tampa Bay | L | 3-4 SO | 37-24-7 |
| | 28 | 12/05 | VANCOUVER | L | 0-3 | 14-12-2 | 69 | 03/15 | @ Washington | L | 3-4 OT | 37-24-8 |
| HISTORY | 29 | 12/05 | CALGARY | W | 4-2 | 15-12-2 | 70 | 03/14 | SAN JOSE | W | 6-3 | 38-24-8 |
| | 30 | 12/08 | DALLAS | W | 5-3 | 16-12-2 | 71 | 03/17 | @ Dallas | L | 0-5 | 38-25-8 |
| | 31 | 12/11 | @ San Jose | L | 1-2 OT | 16-12-3 | 72 | 03/20 | @ Arizona | W | 2-1 | 39-25-8 |
| | 32 | 12/13 | @ Colorado | L | 5-7 | 16-13-3 | 73 | 03/23 | FLORIDA | W | 4-0 | 40-25-8 |
| MINORS | 33 | 12/15 | COLORADO | L | 3-4 | 16-14-3 | 74 | 03/26 | ANAHEIM | L | 1-2 | 40-26-8 |
| | 34 | 12/17 | DETROIT | W | 4-1 | 17-14-3 | 75 | 03/28 | @ Detroit | W | 3-2 OT | 41-26-8 |
| | 35 | 12/19 | LOS ANGELES | W | 3-2 | 18-14-3 | 76 | 03/29 | @ Boston | L | 0-3 | 41-27-8 |
| | 36 | 12/22 | NASHVILLE | W | 4-1 | 19-14-3 | 77 | 04/01 | @ Columbus | W | 4-3 SO | 42-27-8 |
| NHL | 37 | 12/26 | COLUMBUS | W | 4-1 | 20-14-3 | 78 | 04/03 | TAMPA BAY | L | 0-2 | 42-28-8 |
| | 38 | 12/28 | @ St. Louis | L | 1-3 | 20-15-3 | 79 | 04/05 | @ Montreal | L | 1-2 OT | 42-28-9 |
| | 39 | 12/30 | SAN JOSE | L | 3-5 | 20-16-3 | 80 | 04/06 | ST. LOUIS | W | 4-3 OT | 43-28-9 |
| | 40 | 01/02 | @ Anaheim | L | 1-2 | 20-17-3 | 81 | 04/08 | @ Detroit | W | 4-2 | 44-28-9 |
| MEDIA | 41 | 01/03 | @ Los Angeles | W | 4-3 | 21-17-3 | 82 | 04/10 | DETROIT | L | 3-4 | 44-29-9 |
| | | | | | | | | | | | | |
| | | | | | | | | | | | | |
| | | | | | | | | | | | | |
| PLAYER | GP | G | A | PTS | PIM | PLAYER | GP | G | A | PTS | PIM | |
| TOEWS, JONATHAN | 80 | 32 | 44 | 76 | 26 | SMITH, BEN | 6 | 1 | 0 | 1 | 0 | |
| KANE, PATRICK | 73 | 27 | 46 | 73 | 28 | TAFFE, JEFF | 1 | 0 | 0 | 0 | 0 | |
| SHARP, PATRICK | 74 | 34 | 37 | 71 | 38 | # POTULNEY, RYAN | 3 | 0 | 0 | 0 | 0 | |
| HOSSA, MARIAN | 65 | 25 | 32 | 57 | 32 | BROPHY, EVAN | 1 | 0 | 0 | 0 | 0 | |
| SEABROOK, BRENT | 82 | 9 | 39 | 48 | 47 | # KLUNKHAMMER, ROB | 1 | 0 | 0 | 0 | 0 | |
| KEITH, DUNCAN | 82 | 7 | 38 | 45 | 22 | PIRRI, BRANDON | 1 | 0 | 0 | 0 | 0 | |
| KOPECKY, TOMAS | 81 | 15 | 27 | 42 | 60 | KRUGER, MARCUS | 7 | 0 | 0 | 0 | 4 | |
| BOLLAND, DAVE | 61 | 15 | 22 | 37 | 34 | * ACQUIRED IN SEASON | | | | | | |
| BICKELL, BRYAN | 78 | 17 | 20 | 37 | 40 | # TRADED IN SEASON | | | | | | |
| BROUWER, TROY | 79 | 17 | 19 | 36 | 38 | | | | | | | |
| CAMPBELL, BRIAN | 65 | 5 | 22 | 27 | 6 | | | | | | | |
| STALBERG, VIKTOR | 77 | 12 | 12 | 24 | 43 | | | | | | | |
| DOWELL, JAKE | 79 | 6 | 15 | 21 | 63 | | | | | | | |
| # SKILLE, JACK | 49 | 7 | 10 | 17 | 25 | | | | | | | |
| PISANI, FERNANDO | 60 | 7 | 9 | 16 | 10 | | | | | | | |
| HJALMARSSON, NIKLAS | 80 | 3 | 7 | 10 | 39 | | | | | | | |
| *FROLIK, MICHAEL | 28 | 3 | 6 | 9 | 14 | | | | | | | |
| CULLMORE, JASSEN | 36 | 0 | 8 | 8 | 8 | | | | | | | |
| BOYNTON, NICK | 41 | 1 | 7 | 8 | 36 | | | | | | | |
| *CAMPOLLI, CHRIS | 19 | 1 | 6 | 7 | 2 | | | | | | | |
| LEDY, NICK | 46 | 4 | 3 | 7 | 4 | | | | | | | |
| JOHNSON, RYAN | 34 | 1 | 5 | 6 | 8 | | | | | | | |
| MORIN, JEREMY | 9 | 2 | 1 | 3 | 9 | | | | | | | |
| HENDRY, JORDAN | 37 | 1 | 0 | 1 | 4 | | | | | | | |
| SCOTT, JOHN | 40 | 0 | 1 | 1 | 72 | | | | | | | |
| GOALIES | GP | W | L | OTL | MINS | GA | SO | AVG | | | | |
| CRAWFORD, COREY | 57 | 33 | 18 | 10 | 3,337 | 128 | 4 | 2.30 | | | | |
| TURCO, MARTY | 29 | 11 | 11 | 4 | 1,631 | 82 | 1 | 3.02 | | | | |

2011-12 CHICAGO BLACKHAWKS

45-26-11, 101 POINTS, 4TH CENTRAL DIVISION

| GM | DATE | OPPONENT | RESULT | SCORE | RECORD | GM | DATE | OPPONENT | RESULT | SCORE | RECORD |
|----|-------|----------------|--------|-------|---------|----|-------|---------------|--------|-------|----------|
| 1 | 10/07 | @ Dallas | L | 2-1 | 0-1-0 | 42 | 01/08 | DETROIT | L (OT) | 3-2 | 24-15-5 |
| 2 | 10/08 | DALLAS | W | 5-2 | 1-1-0 | 43 | 01/09 | COLUMBUS | W | 5-2 | 25-15-5 |
| 3 | 10/13 | WINNIPEG | W | 4-3 | 2-1-0 | 44 | 01/12 | MINNESOTA | W | 5-2 | 26-15-5 |
| 4 | 10/15 | BOSTON | L (SO) | 3-2 | 2-1-1 | 45 | 01/14 | @ Detroit | L (OT) | 3-2 | 26-16-6 |
| 5 | 10/18 | @ Arizona | W | 5-2 | 3-1-1 | 46 | 01/15 | SAN JOSE | W | 4-3 | 27-16-6 |
| 6 | 10/20 | @ Colorado | W | 3-1 | 4-1-1 | 47 | 01/18 | BUFFALO | W | 6-2 | 28-16-6 |
| 7 | 10/22 | COLORADO | L (SO) | 5-4 | 4-1-2 | 48 | 01/20 | FLORIDA | W | 3-1 | 29-16-6 |
| 8 | 10/25 | ANAHEIM | W (SO) | 3-2 | 5-1-2 | 49 | 01/21 | @ Nashville | L | 5-2 | 29-14-6 |
| 9 | 10/28 | @ Carolina | L | 3-0 | 5-2-2 | 50 | 01/24 | NASHVILLE | L | 3-1 | 29-15-6 |
| 10 | 10/29 | COLUMBUS | W | 5-2 | 6-2-2 | 51 | 01/31 | @ Vancouver | L (OT) | 3-2 | 29-15-7 |
| 11 | 10/31 | NASHVILLE | W (OT) | 5-4 | 7-2-2 | 52 | 02/02 | @ Edmonton | L | 8-4 | 29-16-7 |
| 12 | 11/03 | @ Florida | W (SO) | 3-2 | 8-2-2 | 53 | 02/03 | @ Calgary | L | 3-1 | 29-17-7 |
| 13 | 11/04 | @ Tampa Bay | L (OT) | 5-4 | 8-2-3 | 54 | 02/07 | @ Colorado | L | 5-2 | 29-18-7 |
| 14 | 11/06 | VANCOUVER | L | 6-2 | 8-3-3 | 55 | 02/10 | @ San Jose | L | 5-3 | 29-19-7 |
| 15 | 11/08 | @ St. Louis | L | 3-0 | 8-4-3 | 56 | 02/11 | @ Arizona | L | 3-0 | 29-20-7 |
| 16 | 11/10 | @ Columbus | W | 6-3 | 9-4-3 | 57 | 02/14 | @ Nashville | L | 3-2 | 29-21-7 |
| 17 | 11/11 | CALGARY | W | 4-1 | 10-4-3 | 58 | 02/16 | @ NY Rangers | W | 4-2 | 30-21-7 |
| 18 | 11/13 | EDMONTON | W | 6-3 | 11-4-3 | 59 | 02/18 | @ Columbus | W | 6-1 | 31-21-7 |
| 19 | 11/16 | @ Vancouver | W | 5-1 | 12-4-3 | 60 | 02/19 | ST. LOUIS | W | 3-1 | 32-21-7 |
| 20 | 11/18 | @ Calgary | L | 5-2 | 12-5-3 | 61 | 02/21 | DETROIT | W | 2-1 | 33-21-7 |
| 21 | 11/19 | @ Edmonton | L | 9-2 | 12-6-3 | 62 | 02/23 | DALLAS | L | 3-1 | 33-22-7 |
| 22 | 11/23 | @ San Jose | L | 1-0 | 12-7-3 | 63 | 02/25 | @ Los Angeles | L | 4-0 | 33-23-7 |
| 23 | 11/25 | @ Anaheim | W | 6-5 | 13-7-3 | 64 | 02/26 | @ Anaheim | L | 3-1 | 33-24-7 |
| 24 | 11/26 | @ Los Angeles | W | 2-1 | 14-7-3 | 65 | 02/29 | TORONTO | W | 5-4 | 34-24-7 |
| 25 | 11/29 | Arizona | L | 4-1 | 14-8-3 | 66 | 03/02 | @ Ottawa | W | 2-1 | 35-24-7 |
| 26 | 12/02 | NY ISLANDERS | W (SO) | 5-4 | 15-8-3 | 67 | 03/04 | @ Detroit | W | 2-1 | 36-24-7 |
| 27 | 12/03 | @ St. Louis | W | 5-2 | 16-8-3 | 68 | 03/06 | @ St. Louis | L | 5-1 | 36-25-7 |
| 28 | 12/05 | Arizona | L (SO) | 4-3 | 16-8-4 | 69 | 03/09 | NY RANGERS | W | 4-3 | 37-25-7 |
| 29 | 12/08 | @ NY Islanders | W (OT) | 3-2 | 17-8-4 | 70 | 03/11 | LOS ANGELES | L (SO) | 3-2 | 37-26-7 |
| 30 | 12/11 | SAN JOSE | W (OT) | 3-2 | 18-8-4 | 71 | 03/13 | ST. LOUIS | W (SO) | 4-3 | 38-26-7 |
| 31 | 12/14 | @ Minnesota | W (SO) | 4-3 | 19-8-4 | 72 | 03/16 | @ Dallas | W | 4-1 | 39-26-7 |
| 32 | 12/16 | ANAHEIM | W | 4-1 | 20-8-4 | 73 | 03/18 | WASHINGTON | W | 5-2 | 40-26-7 |
| 33 | 12/18 | CALGARY | W | 4-2 | 21-8-4 | 74 | 03/20 | @ Columbus | W | 5-1 | 41-26-7 |
| 34 | 12/20 | @ Pittsburgh | L | 3-2 | 21-9-4 | 75 | 03/21 | VANCOUVER | W (OT) | 2-1 | 42-26-7 |
| 35 | 12/21 | MONTREAL | W | 5-1 | 22-9-4 | 76 | 03/25 | NASHVILLE | L | 6-1 | 42-26-8 |
| 36 | 12/26 | COLUMBUS | W | 4-1 | 23-9-4 | 77 | 03/27 | @ New Jersey | L (SO) | 2-1 | 42-26-9 |
| 37 | 12/28 | LOS ANGELES | L | 2-0 | 23-10-4 | 78 | 03/29 | ST. LOUIS | W (SO) | 4-3 | 43-26-9 |
| 38 | 12/30 | DETROIT | W | 3-2 | 24-10-4 | 79 | 03/31 | @ Nashville | W | 5-4 | 44-26-9 |
| 39 | 01/02 | EDMONTON | L | 4-3 | 24-11-4 | 80 | 04/01 | MINNESOTA | L (SO) | 5-4 | 44-26-10 |
| 40 | 01/05 | @ Philadelphia | L | 5-4 | 24-12-4 | 81 | 04/05 | @ Minnesota | L (SO) | 2-1 | 44-26-11 |
| 41 | 01/06 | COLORADO | L | 4-0 | 24-13-4 | 82 | 04/07 | @ Detroit | W (SO) | 3-2 | 45-26-11 |

| PLAYER | GP | G | A | PTS | PIM | PLAYER | GP | G | A | PTS | PIM |
|---------------------|----|----|----|-----|-----|--------------------|----|---|---|-----|-----|
| HOSSA, MARIAN | 81 | 29 | 48 | 77 | 20 | OLSEN, DYLAN | 28 | 0 | 1 | 1 | 6 |
| SHARP, PATRICK | 74 | 33 | 36 | 69 | 38 | EMERY, RAY | 34 | 0 | 1 | 1 | 2 |
| KANE, PATRICK | 82 | 23 | 43 | 66 | 40 | *MORRISON, BRENDAN | 11 | 0 | 0 | 0 | 6 |
| TOEVS, JONATHAN | 59 | 29 | 28 | 57 | 28 | OLESZ, ROSTISLAV | 6 | 0 | 0 | 0 | 6 |
| STALBERG, VIKTOR | 79 | 22 | 21 | 43 | 34 | MORIN, JEREMY | 3 | 0 | 0 | 0 | 0 |
| KEITH, DUNCAN | 74 | 4 | 36 | 40 | 42 | BOLLIG, BRANDON | 18 | 0 | 0 | 0 | 58 |
| BOLLAND, DAVE | 76 | 19 | 18 | 37 | 47 | SMAD, BRANDON | 2 | 0 | 0 | 0 | 0 |
| LEDDY, NICK | 82 | 3 | 34 | 37 | 10 | CRAWFORD, COREY | 57 | 0 | 0 | 0 | 0 |
| SEABROOK, BRENT | 78 | 9 | 25 | 34 | 22 | | | | | | |
| BRUNETTE, ANDREW | 78 | 12 | 15 | 27 | 4 | | | | | | |
| KRUGER, MARCUS | 71 | 9 | 17 | 26 | 22 | | | | | | |
| BICKELL, BRYAN | 71 | 9 | 15 | 24 | 48 | | | | | | |
| SHAW, ANDREW | 37 | 12 | 11 | 23 | 50 | | | | | | |
| MAYERS, JAMAL | 81 | 6 | 9 | 15 | 91 | | | | | | |
| HJALMARSSON, NIKLAS | 69 | 1 | 14 | 15 | 14 | | | | | | |
| FROLIK, MICHAEL | 63 | 5 | 10 | 15 | 22 | | | | | | |
| MONTADOR, STEVE | 52 | 5 | 9 | 14 | 45 | | | | | | |
| CARCILLO, DANIEL | 28 | 2 | 9 | 11 | 82 | | | | | | |
| HAYES, JIMMY | 31 | 5 | 4 | 9 | 16 | | | | | | |
| O'DONNELL, SEAN | 51 | 0 | 7 | 7 | 23 | | | | | | |
| *ODUYA, JOHNNY | 18 | 1 | 4 | 5 | 0 | | | | | | |
| LEPSTO, SAMI | 26 | 1 | 2 | 3 | 4 | | | | | | |
| SMITH, BEN | 13 | 2 | 0 | 2 | 0 | | | | | | |
| PIRRI, BRANDON | 5 | 0 | 2 | 2 | 0 | | | | | | |
| *SCOTT, JOHN | 29 | 0 | 1 | 1 | 48 | | | | | | |

| GOALIES | GP | W | L | OTL | MIN | GA | SO | AVG |
|-----------------|----|----|----|-----|-------|-----|----|------|
| CRAWFORD, COREY | 57 | 30 | 17 | 7 | 3,218 | 146 | 0 | 2.72 |
| EMERY, RAY | 34 | 15 | 9 | 4 | 1,774 | 834 | 0 | 2.81 |

2012-13 CHICAGO BLACKHAWKS 36-7-5, 77 POINTS, 1ST CENTRAL DIVISION

| | | | | | | | | | | |
|------------|---------|---------|-----------|-----------|---------|----------|---------|--------|-----|-------|
| LEADERSHIP | PLAYERS | 2016-17 | OPPONENTS | TRADITION | RECORDS | PLAYOFFS | HISTORY | MINORS | NHL | MEDIA |
|------------|---------|---------|-----------|-----------|---------|----------|---------|--------|-----|-------|

| GM | DATE | OPPONENT | RESULT | SCORE | RECORD |
|----|-------|---------------|--------|--------|--------|
| 1 | 01/09 | @ Los Angeles | W | 5-2 | 1-0-0 |
| 2 | 01/20 | @ Arizona | W | 6-4 | 2-0-0 |
| 3 | 01/22 | ST. LOUIS | W | 3-2 | 3-0-0 |
| 4 | 01/24 | @ Dallas | W | 3-2 OT | 4-0-0 |
| 5 | 01/26 | @ Columbus | W | 3-2 | 5-0-0 |
| 6 | 01/27 | DETROIT | W | 2-1 OT | 6-0-0 |
| 7 | 01/30 | @ Minnesota | L | 2-3 SO | 6-0-1 |
| 8 | 02/01 | @ Vancouver | L | 1-2 SO | 6-0-2 |
| 9 | 02/02 | @ Calgary | W | 3-2 SO | 7-0-2 |
| 10 | 02/05 | @ San Jose | W | 5-3 | 8-0-2 |
| 11 | 02/07 | @ Arizona | W | 6-2 | 9-0-2 |
| 12 | 02/10 | @ Nashville | W | 3-0 | 10-0-2 |
| 13 | 02/12 | ANAHEIM | L | 2-3 SO | 10-0-3 |
| 14 | 02/15 | SAN JOSE | W | 4-1 | 11-0-3 |
| 15 | 02/17 | LOS ANGELES | W | 3-2 | 12-0-3 |
| 16 | 02/19 | VANCOUVER | W | 4-3 SO | 13-0-3 |
| 17 | 02/22 | SAN JOSE | W | 2-1 | 14-0-3 |
| 18 | 02/24 | COLUMBUS | W | 1-0 | 15-0-3 |
| 19 | 02/25 | EDMONTON | W | 3-2 OT | 16-0-3 |
| 20 | 02/28 | @ St. Louis | W | 3-0 | 17-0-3 |
| 21 | 03/01 | COLUMBUS | W | 4-3 OT | 18-0-3 |
| 22 | 03/03 | @ Detroit | W | 2-1 SO | 19-0-3 |
| 23 | 03/05 | MINNESOTA | W | 5-3 | 20-0-3 |
| 24 | 03/06 | COLORADO | W | 3-2 | 21-0-3 |
| 25 | 03/08 | @ Colorado | L | 2-6 | 21-1-3 |
| 26 | 03/10 | EDMONTON | L | 5-6 | 21-2-3 |
| 27 | 03/14 | @ Columbus | W | 2-1 SO | 22-2-3 |
| 28 | 03/16 | @ Dallas | W | 8-1 | 23-2-3 |
| 29 | 03/18 | @ Colorado | W | 5-2 | 24-2-3 |
| 30 | 03/20 | @ Anaheim | L | 2-4 | 24-3-3 |
| 31 | 03/25 | LOS ANGELES | L | 4-5 | 24-4-3 |
| 32 | 03/26 | CALGARY | W | 2-0 | 25-4-3 |
| 33 | 03/29 | ANAHEIM | L | 1-2 | 25-5-3 |
| 34 | 03/31 | @ Detroit | W | 7-1 | 26-5-3 |
| 35 | 04/01 | NASHVILLE | W | 3-2 SO | 27-5-3 |
| 36 | 04/04 | ST. LOUIS | L | 3-4 SO | 27-6-3 |
| 37 | 04/06 | @ Nashville | W | 1-0 | 28-6-3 |
| 38 | 04/07 | NASHVILLE | W | 5-3 | 29-6-3 |
| 39 | 04/09 | @ Minnesota | W | 1-0 | 30-6-3 |
| 40 | 04/12 | DETROIT | W | 3-2 SO | 31-6-3 |
| 41 | 04/14 | @ St. Louis | W | 2-0 | 32-6-3 |

| GM | DATE | OPPONENT | RESULT | SCORE | RECORD |
|----|-------|-------------|--------|--------|--------|
| 42 | 04/15 | DALLAS | W | 5-2 | 33-6-3 |
| 43 | 04/19 | @ Nashville | W | 5-4 OT | 34-6-3 |
| 44 | 04/20 | @ Arizona | L | 2-3 SO | 34-7-3 |
| 45 | 04/22 | @ Vancouver | L | 1-3 | 34-8-3 |
| 46 | 04/24 | @ Edmonton | W | 4-1 | 35-8-3 |
| 47 | 04/26 | CALGARY | W | 3-1 | 36-8-3 |
| 48 | 04/27 | @ St. Louis | L | 1-3 | 36-9-3 |

NOTE: 2012-13 season shortened to 48 games due to 119-day lockout (Sept. 15, 2012-Jan. 12, 2013).



| PLAYER | GP | G | A | PTS | PIM |
|--------------------|----|----|----|-----|-----|
| PATRICK KANE | 47 | 23 | 32 | 55 | 8 |
| JONATHAN TOEWS | 47 | 23 | 25 | 48 | 27 |
| MARIAN HOSSA | 40 | 17 | 14 | 31 | 16 |
| BRANDON SAAD | 46 | 10 | 17 | 27 | 12 |
| DUNCAN KEITH | 47 | 3 | 24 | 27 | 31 |
| BRYAN BECKEL | 48 | 9 | 14 | 23 | 25 |
| VIKTOR STALBERG | 47 | 9 | 14 | 23 | 25 |
| BRENT SEABROOK | 47 | 8 | 12 | 20 | 23 |
| PATRICK SHARP | 28 | 6 | 14 | 20 | 14 |
| NICK LEDDY | 48 | 6 | 12 | 18 | 10 |
| ANDREW SHAW | 48 | 9 | 6 | 15 | 38 |
| DAVE BOLLAND | 35 | 7 | 7 | 14 | 22 |
| MARCUS KRUGER | 47 | 4 | 9 | 13 | 24 |
| JOHNNY ODUYA | 48 | 3 | 9 | 12 | 10 |
| MICHAEL ROZISVAL | 27 | 0 | 12 | 12 | 14 |
| MICHAEL FROLIK | 45 | 3 | 7 | 10 | 8 |
| NIKLAS HJALMARSSON | 46 | 2 | 8 | 10 | 22 |
| MICHAEL HANDZUS * | 11 | 1 | 5 | 6 | 4 |
| JIMMY HAYES | 10 | 1 | 3 | 4 | 0 |
| DANIEL CAROLLO | 23 | 2 | 1 | 3 | 11 |
| JEREMY MORIN | 3 | 1 | 1 | 2 | 0 |
| JAMAL MAYERS | 19 | 0 | 2 | 2 | 16 |
| SHELDON BROOKBANK | 26 | 1 | 0 | 1 | 21 |
| BEN SMITH | 1 | 1 | 0 | 1 | 0 |
| BRANDON BOLLIG | 25 | 0 | 0 | 0 | 51 |

| PLAYER | GP | G | A | PTS | PIM |
|---------------|----|---|---|-----|-----|
| DREW LEBLANC | 2 | 0 | 0 | 0 | 0 |
| SHAWN LALONDE | 1 | 0 | 0 | 0 | 0 |
| BRANDON PIRRI | 1 | 0 | 0 | 0 | 0 |
| RYAN STANTON | 1 | 0 | 0 | 0 | 2 |

* ACQUIRED IN SEASON

| GOALIES | GP | W | L | OTL | MINS | GA | SO | AVG |
|-----------------|----|----|---|-----|-------|----|----|------|
| CRAWFORD, COREY | 30 | 19 | 5 | 5 | 1,761 | 57 | 3 | 1.94 |
| EMERY, RAY | 21 | 17 | 1 | 0 | 1,116 | 36 | 3 | 1.94 |
| HUTTON, CARTER | 1 | 0 | 1 | 0 | 59 | 3 | 0 | 3.05 |

2013-14 CHICAGO BLACKHAWKS

46-21-15, 107 POINTS, 3RD CENTRAL DIVISION

| GM | DATE | OPPONENT | RESULT | SCORE | RECORD | GM | DATE | OPPONENT | RESULT | SCORE | RECORD |
|----|-------|--------------|--------|-------|--------|----|-------|----------------|--------|-------|----------|
| 1 | 10/01 | WASHINGTON | W | 6-4 | 1-0-0 | 42 | 12/30 | LOS ANGELES | W | 1-0 | 28-7-7 |
| 2 | 10/05 | TAMPA BAY | L (SO) | 3-2 | 1-1-1 | 43 | 01/02 | @ NY Islanders | L (OT) | 3-2 | 28-7-8 |
| 3 | 10/09 | @ St. Louis | L | 3-2 | 1-1-1 | 44 | 01/03 | @ New Jersey | W | 5-3 | 29-7-8 |
| 4 | 10/11 | NY ISLANDERS | W | 3-2 | 2-1-1 | 45 | 01/05 | SAN JOSE | L (SO) | 3-2 | 29-7-9 |
| 5 | 10/12 | BUFFALO | W | 2-1 | 3-1-1 | 46 | 01/08 | NY RANGERS | L | 3-2 | 29-8-9 |
| 6 | 10/15 | @ Carolina | W (SO) | 3-2 | 4-1-1 | 47 | 01/11 | @ Montreal | L (OT) | 2-1 | 29-8-10 |
| 7 | 10/17 | ST. LOUIS | L (SO) | 3-2 | 4-1-2 | 48 | 01/12 | EDMONTON | W | 5-3 | 30-8-10 |
| 8 | 10/19 | TORONTO | W | 3-1 | 5-1-2 | 49 | 01/14 | COLORADO | L (OT) | 3-2 | 30-8-11 |
| 9 | 10/22 | @ Florida | W (SO) | 3-2 | 6-1-2 | 50 | 01/17 | ANAHEIM | W | 4-2 | 31-8-11 |
| 10 | 10/24 | @ Tampa Bay | L (OT) | 6-5 | 6-1-3 | 51 | 01/19 | BOSTON | W (SO) | 3-2 | 32-8-11 |
| 11 | 10/26 | MINNESOTA | L | 5-3 | 6-2-3 | 52 | 01/22 | @ Detroit | L (SO) | 5-4 | 32-8-12 |
| 12 | 10/28 | @ Minnesota | W | 5-1 | 7-2-3 | 53 | 01/23 | @ Minnesota | L | 2-1 | 32-9-12 |
| 13 | 10/29 | OTTAWA | W | 6-5 | 8-2-3 | 54 | 01/26 | WINNIPEG | L | 3-1 | 32-10-12 |
| 14 | 11/02 | @ Winnipeg | W | 5-1 | 9-2-3 | 55 | 01/28 | @ Calgary | L (OT) | 5-4 | 32-10-13 |
| 15 | 11/03 | CALGARY | L (OT) | 3-2 | 9-2-4 | 56 | 01/29 | @ Vancouver | W | 5-2 | 33-10-13 |
| 16 | 11/06 | WINNIPEG | W | 4-1 | 10-2-4 | 57 | 02/01 | @ San Jose | L (SO) | 2-1 | 33-10-14 |
| 17 | 11/09 | @ Dallas | W | 5-2 | 11-2-4 | 58 | 02/03 | @ Los Angeles | W | 5-3 | 34-10-14 |
| 18 | 11/10 | EDMONTON | W | 5-4 | 12-2-4 | 59 | 02/05 | @ Anaheim | W | 2-0 | 35-10-14 |
| 19 | 11/14 | ARIZONA | W (SO) | 5-4 | 13-2-4 | 60 | 02/07 | @ Arizona | L | 2-0 | 35-11-14 |
| 20 | 11/16 | @ Nashville | L | 7-2 | 13-3-4 | 61 | 02/27 | @ NY Rangers | L | 2-1 | 35-12-14 |
| 21 | 11/17 | SAN JOSE | W | 5-1 | 14-3-4 | 62 | 03/01 | PITTSBURGH* | W | 5-1 | 36-12-14 |
| 22 | 11/19 | @ Colorado | L | 5-1 | 14-4-4 | 63 | 03/04 | COLORADO | L | 4-2 | 36-13-14 |
| 23 | 11/21 | @ Winnipeg | W | 6-3 | 15-4-4 | 64 | 03/06 | COLUMBUS | W | 6-1 | 37-13-14 |
| 24 | 11/23 | @ Vancouver | W | 2-1 | 16-4-4 | 65 | 03/09 | @ Buffalo | W | 2-1 | 38-13-14 |
| 25 | 11/25 | @ Edmonton | W | 5-1 | 17-4-4 | 66 | 03/12 | @ Colorado | L | 3-2 | 38-14-14 |
| 26 | 11/27 | @ Calgary | W | 3-2 | 18-4-4 | 67 | 03/14 | NASHVILLE | L | 3-2 | 38-15-14 |
| 27 | 11/29 | @ Dallas | W (SO) | 2-1 | 19-4-4 | 68 | 03/16 | DETROIT | W | 4-1 | 39-15-14 |
| 28 | 11/30 | @ Arizona | W | 5-2 | 20-4-4 | 69 | 03/18 | @ Philadelphia | L (OT) | 3-2 | 39-15-15 |
| 29 | 12/03 | Dallas | L | 4-3 | 20-5-4 | 70 | 03/19 | ST. LOUIS | W | 4-0 | 40-15-15 |
| 30 | 12/05 | @ Minnesota | L | 4-3 | 20-6-4 | 71 | 03/21 | CAROLINA | W | 3-2 | 41-15-15 |
| 31 | 12/06 | ANAHEIM | L (SO) | 3-2 | 20-6-5 | 72 | 03/23 | NASHVILLE | L | 2-0 | 41-16-15 |
| 32 | 12/08 | FLORIDA | W | 6-2 | 21-6-5 | 73 | 03/25 | DALLAS | W | 4-2 | 42-16-15 |
| 33 | 12/10 | @ Dallas | W | 6-2 | 22-6-5 | 74 | 03/27 | @ Boston | L | 3-0 | 42-17-15 |
| 34 | 12/11 | PHILADELPHIA | W | 7-2 | 23-6-5 | 75 | 03/28 | @ Ottawa | L | 5-3 | 42-18-15 |
| 35 | 12/14 | @ Toronto | L | 7-3 | 23-7-5 | 76 | 03/30 | @ Pittsburgh | L | 4-1 | 42-19-15 |
| 36 | 12/15 | LOS ANGELES | W | 3-1 | 24-7-5 | 77 | 04/03 | MINNESOTA | W (SO) | 3-2 | 43-19-15 |
| 37 | 12/17 | @ Nashville | W | 3-1 | 25-7-5 | 78 | 04/04 | @ Columbus | W | 4-3 | 44-19-15 |
| 38 | 12/20 | NEW YORK | L (SO) | 3-2 | 25-7-6 | 79 | 04/06 | ST. LOUIS | W | 4-2 | 45-19-15 |
| 39 | 12/23 | VAN. JERSEY | W | 5-2 | 26-7-6 | 80 | 04/09 | MONTREAL | W (OT) | 3-2 | 46-19-15 |
| 40 | 12/27 | COLORADO | W | 7-2 | 27-7-6 | 81 | 04/11 | @ Washington | L | 4-0 | 46-20-15 |
| 41 | 12/28 | @ St. Louis | L (SO) | 6-5 | 27-7-7 | 82 | 04/12 | @ Nashville | L | 7-5 | 46-21-15 |

* 2014 Stadium Series game played at Soldier Field

| PLAYER | GP | G | A | PTS | PIM | PLAYER | GP | G | A | PTS | PIM |
|--------------------|----|----|----|-----|-----|--------------------|----|---|---|-----|-----|
| PATRICK SHARP | 82 | 34 | 44 | 78 | 40 | COREY CRAWFORD | 59 | 0 | 1 | 1 | 0 |
| PATRICK KANE | 69 | 29 | 40 | 69 | 22 | ANTTI RAANTA | 25 | 0 | 1 | 1 | 0 |
| JONATHAN TOEWS | 76 | 28 | 40 | 68 | 34 | BRAD MILLS | 3 | 0 | 0 | 0 | 0 |
| DUNCAN KEITH | 79 | 6 | 55 | 61 | 28 | # JIMMY HAYES | 2 | 0 | 0 | 0 | 0 |
| MARIAN Hossa | 72 | 30 | 30 | 60 | 20 | * DAVID RUNDBLAD | 5 | 0 | 0 | 0 | 0 |
| BRANDON SAAD | 78 | 19 | 28 | 47 | 20 | TEIVIO TERAVAINEN | 3 | 0 | 0 | 0 | 0 |
| BRENT SEABROOK | 82 | 7 | 34 | 41 | 22 | NIKOLAI KHABIBULIN | 4 | 0 | 0 | 0 | 0 |
| ANDREW SHAW | 80 | 20 | 19 | 39 | 76 | KENT SIMPSON | 1 | 0 | 0 | 0 | 0 |
| NICK LEDDY | 82 | 7 | 24 | 31 | 10 | | | | | | |
| * KRIS VERSTEEG | 65 | 10 | 19 | 29 | 27 | | | | | | |
| MARCUS KRUEGER | 81 | 8 | 20 | 28 | 36 | | | | | | |
| NIKLAS Hjalmarsson | 81 | 4 | 22 | 26 | 34 | | | | | | |
| BEN SMITH | 75 | 14 | 12 | 26 | 2 | | | | | | |
| MICHAEL HANDZUS | 59 | 4 | 12 | 16 | 16 | | | | | | |
| JOHNNY ODUYA | 77 | 3 | 13 | 16 | 38 | | | | | | |
| BRYAN BICKELL | 59 | 11 | 4 | 15 | 28 | | | | | | |
| BRANDON BOLLIG | 82 | 7 | 7 | 14 | 92 | | | | | | |
| # BRANDON PIRRI | 28 | 6 | 5 | 11 | 6 | | | | | | |
| JEREMY MORIN | 24 | 5 | 6 | 11 | 32 | | | | | | |
| MICHAEL ROZSIVAL | 42 | 1 | 7 | 8 | 32 | | | | | | |
| SHELDON BROOKBANK | 48 | 2 | 5 | 7 | 52 | | | | | | |
| * PETER REGIN | 17 | 2 | 2 | 4 | 2 | | | | | | |
| * MICHAEL KOSTKA | 9 | 2 | 1 | 3 | 8 | | | | | | |
| JOAKIM NORDSTROM | 16 | 1 | 2 | 3 | 2 | | | | | | |
| * MATT CAREY | 2 | 1 | 0 | 1 | 2 | | | | | | |

| GOALIES | GP | W | L | OTL | MINS | GA | SO | AVG |
|---------------------|----|----|----|-----|-------|-----|----|------|
| CRAWFORD, COREY | 59 | 32 | 16 | 10 | 1,533 | 128 | 2 | 2.26 |
| RAANTA, ANTTI | 25 | 13 | 5 | 4 | 610 | 63 | 1 | 2.71 |
| KHABIBULIN, NIKOLAI | 4 | 1 | 0 | 1 | 74 | 14 | 0 | 5.00 |
| SIMPSON, KENT | 1 | 0 | 0 | 0 | 20 | 2 | 0 | 6.00 |

* ACQUIRED IN SEASON # TRADED IN SEASON

HISTORY OF THE BLACKHAWKS

2014-15 CHICAGO BLACKHAWKS 48-28-6, 102 POINTS, 3RD CENTRAL DIVISION

| | GM | DATE | OPPONENT | RESULT | SCORE | RECORD | GM | DATE | OPPONENT | RESULT | SCORE | RECORD |
|------------|----|-------|----------------|--------|----------|---------|----|-------|----------------|--------|----------|---------|
| LEADERSHIP | 1 | 10/09 | @ Dallas | W | 3-2 (SO) | 1-0-0 | 42 | 01/09 | @ Edmonton | L | 5-2 | 27-15-2 |
| | 2 | 10/11 | BUFFALO | W | 6-2 | 2-0-0 | 43 | 01/11 | MINNESOTA | W | 4-1 | 28-13-2 |
| | 3 | 10/15 | CALGARY | L | 2-1 (OT) | 2-0-1 | 44 | 01/16 | WINNIPEG | L | 4-2 | 28-14-2 |
| | 4 | 10/18 | NASHVILLE | W | 2-1 (OT) | 3-0-1 | 45 | 01/18 | DALLAS | L | 6-3 | 28-15-2 |
| PLAYERS | 5 | 10/21 | PHILADELPHIA | W | 4-0 | 4-0-1 | 46 | 01/20 | ARIZONA | W | 6-1 | 29-15-2 |
| | 6 | 10/23 | @ Nashville | L | 3-2 | 4-1-1 | 47 | 01/21 | @ Pittsburgh | W | 3-2 (SO) | 30-15-2 |
| | 7 | 10/25 | @ St. Louis | L | 3-2 | 4-2-1 | 48 | 01/28 | @ Los Angeles | L | 4-3 | 30-16-2 |
| | 8 | 10/26 | OTTAWA | W | 2-1 | 5-2-1 | 49 | 01/30 | @ Anaheim | W | 4-1 | 31-16-2 |
| 2016-17 | 9 | 10/28 | ANAHEIM | L | 1-0 | 5-3-1 | 50 | 01/31 | @ San Jose | L | 2-0 | 31-17-2 |
| | 10 | 10/30 | @ Ottawa | W | 5-4 (SO) | 6-3-1 | 51 | 02/03 | @ Minnesota | L | 3-0 | 31-18-2 |
| | 11 | 11/01 | @ Toronto | L | 3-2 | 6-4-1 | 52 | 02/06 | @ Winnipeg | W | 2-1 (OT) | 32-18-2 |
| | 12 | 11/02 | WINNIPEG | L | 1-0 | 6-5-1 | 53 | 02/08 | @ St. Louis | W | 4-2 | 33-18-2 |
| OPPONENTS | 13 | 11/04 | @ Montreal | W | 5-0 | 7-5-1 | 54 | 02/09 | ARIZONA | L | 3-2 (SO) | 33-19-3 |
| | 14 | 11/07 | WASHINGTON | L | 3-2 | 7-6-1 | 55 | 02/11 | VANCOUVER | L | 5-4 (OT) | 33-18-4 |
| | 15 | 11/09 | SAN JOSE | W | 5-2 | 8-6-1 | 56 | 02/13 | NEW JERSEY | W | 3-1 | 34-18-4 |
| | 16 | 11/11 | TAMPA BAY | W | 3-2 (SO) | 9-6-1 | 57 | 02/15 | PITTSBURGH | W | 2-1 (SO) | 35-18-4 |
| TRADITION | 17 | 11/14 | @ Detroit | L | 4-1 | 9-7-1 | 58 | 02/18 | DETROIT | L | 3-2 (SO) | 35-18-5 |
| | 18 | 11/16 | DALLAS | W | 6-2 | 10-7-1 | 59 | 02/20 | COLORADO | L | 4-1 | 35-19-5 |
| | 19 | 11/20 | @ Calgary | W | 4-3 | 11-7-1 | 60 | 02/22 | BOSTON | L | 6-2 | 35-20-5 |
| | 20 | 11/22 | @ Edmonton | W | 7-1 | 12-7-1 | 61 | 02/24 | FLORIDA | W | 3-2 (SO) | 36-20-5 |
| RECORDS | 21 | 11/23 | @ Vancouver | L | 4-1 | 12-8-1 | 62 | 02/26 | @ Florida | W | 3-0 | 37-20-5 |
| | 22 | 11/25 | @ Colorado | W | 3-2 | 13-8-1 | 63 | 02/27 | @ Tampa Bay | L | 4-0 | 37-21-5 |
| | 23 | 11/28 | @ Anaheim | W | 4-1 | 14-8-1 | 64 | 03/02 | CAROLINA | W | 5-2 | 38-21-5 |
| | 24 | 11/29 | @ Los Angeles | W | 4-1 | 15-8-1 | 65 | 03/06 | EDMONTON | W | 2-1 (SO) | 39-21-5 |
| PLAYOFFS | 25 | 12/03 | ST. LOUIS | W | 4-1 | 16-8-1 | 66 | 03/08 | NY RANGERS | L | 1-0 (OT) | 39-21-6 |
| | 26 | 12/05 | MONTREAL | W | 4-3 | 17-8-1 | 67 | 03/12 | @ Arizona | W | 2-1 | 40-21-6 |
| | 27 | 12/06 | @ Nashville | W | 3-1 | 18-8-1 | 68 | 03/14 | @ San Jose | W | 6-2 | 41-21-6 |
| | 28 | 12/09 | @ New Jersey | W | 3-2 (SO) | 19-8-1 | 69 | 03/17 | NY ISLANDERS | W | 4-1 | 42-21-6 |
| HISTORY | 29 | 12/11 | @ Boston | W | 3-2 | 20-8-1 | 70 | 03/18 | @ NY Rangers | W | 1-0 | 43-21-6 |
| | 30 | 12/13 | @ NY Islanders | L | 3-2 | 20-9-1 | 71 | 03/21 | @ Dallas | L | 4-0 | 43-22-6 |
| | 31 | 12/14 | CALGARY | W | 2-1 | 21-9-1 | 72 | 03/23 | @ Carolina | W | 3-1 | 44-22-6 |
| | 32 | 12/16 | MINNESOTA | W | 5-3 | 22-9-1 | 73 | 03/25 | @ Philadelphia | L | 4-1 | 44-23-6 |
| MINORS | 33 | 12/20 | @ Columbus | L | 3-2 (SO) | 22-9-2 | 74 | 03/27 | COLUMBUS | L | 5-2 | 44-24-6 |
| | 34 | 12/21 | TORONTO | W | 4-0 | 23-9-2 | 75 | 03/29 | @ Winnipeg | W | 4-3 | 45-24-6 |
| | 35 | 12/23 | WINNIPEG | L | 5-1 | 23-10-2 | 76 | 03/30 | Los Angeles | W | 4-1 | 46-24-6 |
| | 36 | 12/27 | @ Colorado | W | 5-2 | 24-10-2 | 77 | 04/02 | VANCOUVER | W | 3-1 | 47-24-6 |
| NHL | 37 | 12/29 | NASHVILLE | W | 5-4 (SO) | 25-10-2 | 78 | 04/03 | @ Buffalo | W | 4-3 | 48-24-6 |
| | 38 | 01/01 | @ Washington* | L | 3-2 | 25-11-2 | 79 | 04/05 | ST. LOUIS | L | 2-1 | 48-25-6 |
| | 39 | 01/04 | DALLAS | W | 5-4 (OT) | 26-11-2 | 80 | 04/07 | MINNESOTA | L | 2-1 | 48-26-6 |
| | 40 | 01/06 | COLORADO | L | 2-0 | 26-12-2 | 81 | 04/09 | @ St. Louis | L | 2-1 | 48-27-6 |
| MEDIA | 41 | 01/08 | @ Minnesota | W | 4-2 | 27-12-2 | 82 | 04/11 | @ Colorado | L | 3-2 | 48-28-6 |

* 2015 Winter Classic, played at Nationals Park in Washington, D.C.

| PLAYER | GP | G | A | PTS | PIM | PLAYER | GP | G | A | PTS | PIM |
|----------------------|----|----|----|-----|-----|---|----|---|---|-----|-----|
| JONATHAN TOEWS | 81 | 28 | 38 | 66 | 36 | MICHAEL PALIOTTA | 1 | 0 | 1 | 1 | 0 |
| PATRICK KANE | 61 | 27 | 37 | 64 | 10 | KLAS DAHLBECK# | 4 | 1 | 0 | 1 | 2 |
| MARIAN HOSSA | 82 | 22 | 39 | 61 | 32 | TREVOR VAN RIEMSDYK | 18 | 0 | 1 | 1 | 2 |
| BRANDON SAAD | 82 | 23 | 29 | 52 | 12 | KIMMO TIMONEN* | 16 | 0 | 0 | 0 | 2 |
| DUNCAN KEITH | 80 | 10 | 35 | 45 | 20 | KYLE CUMSKIEY | 7 | 0 | 0 | 0 | 0 |
| PATRICK SHARP | 68 | 16 | 27 | 43 | 33 | TIM ERIKONEN# | 8 | 0 | 0 | 0 | 4 |
| BRAD RICHARDS | 76 | 12 | 25 | 37 | 12 | JEREMY MORAN* | 15 | 0 | 0 | 0 | 15 |
| KRIS VERSTEEG* | 61 | 14 | 20 | 34 | 35 | PHILLIP DANAUET | 2 | 0 | 0 | 0 | 0 |
| BRENT SEABROOK | 82 | 8 | 23 | 31 | 27 | RYAN HARTMAN | 5 | 0 | 0 | 0 | 2 |
| BRYAN BUCKELL | 80 | 14 | 14 | 28 | 38 | KYLE BAUN | 3 | 0 | 0 | 0 | 0 |
| ANDREW SHAW | 79 | 15 | 11 | 26 | 67 | * ACQUIRED IN SEASON # TRADED IN SEASON | | | | | |
| NIKLAS HJALMARSSON | 82 | 3 | 16 | 19 | 44 | | | | | | |
| MARCUS KRUGER | 81 | 7 | 10 | 17 | 32 | | | | | | |
| DAVID RUNDBLAD | 49 | 3 | 11 | 14 | 12 | | | | | | |
| MICHAL ROZISVAL | 65 | 1 | 12 | 13 | 22 | | | | | | |
| JOHNNY ODUYA | 76 | 2 | 8 | 10 | 26 | | | | | | |
| BEN SMITH# | 61 | 5 | 4 | 9 | 2 | | | | | | |
| TEIVIO TERAVAINEN | 34 | 4 | 5 | 9 | 2 | | | | | | |
| DANIEL CARCILLO | 39 | 4 | 4 | 8 | 54 | | | | | | |
| ANTOINETTE VERMETTE* | 19 | 0 | 3 | 3 | 6 | | | | | | |
| JOAKIM NORDBLOM | 38 | 0 | 3 | 3 | 4 | | | | | | |
| ANDREW DESJARDINS* | 13 | 0 | 2 | 2 | 7 | | | | | | |
| ADAM CLENDENING# | 4 | 1 | 1 | 2 | 2 | | | | | | |
| PETER REGIN | 4 | 0 | 1 | 1 | 0 | | | | | | |

| GOALIES | GP | W | L | OTL | MINS | GA | SO | SV% |
|-----------------|----|----|----|-----|-------|-----|----|------|
| CRAWFORD, COREY | 57 | 32 | 20 | 5 | 3,333 | 126 | 2 | .924 |
| DARLING, SCOTT | 14 | 9 | 4 | 0 | 833 | 27 | 1 | .936 |
| RAANTIA, ANTTI | 14 | 7 | 4 | 1 | 792 | 25 | 2 | .936 |

2015-16 CHICAGO BLACKHAWKS

47-26-9, 103 POINTS, 3RD CENTRAL DIVISION

| GM | DATE | OPPONENT | RESULT | SCORE | RECORD | GM | DATE | OPPONENT | RESULT | SCORE | RECORD |
|----|-------|----------------|--------|-------|---------|----|-------|---------------|--------|-------|---------|
| 1 | 10/07 | NY RANGERS | L | 3-2 | 0-1-0 | 42 | 01/06 | PITTSBURGH | W | 3-1 | 25-15-4 |
| 2 | 10/09 | @ NY Islanders | W (OT) | 3-2 | 1-1-0 | 43 | 01/08 | BUFFALO | W | 3-1 | 26-15-4 |
| 3 | 10/10 | NY ISLANDERS | W | 4-1 | 2-1-0 | 44 | 01/10 | COLORADO | W | 6-3 | 27-15-4 |
| 4 | 10/14 | @ Philadelphia | L | 3-0 | 2-2-0 | 45 | 01/12 | NASHVILLE | W | 3-2 | 28-15-4 |
| 5 | 10/15 | @ Washington | L | 4-1 | 2-3-0 | 46 | 01/14 | @ Montreal | W | 2-1 | 29-15-4 |
| 6 | 10/17 | COLUMBUS | W | 4-1 | 3-3-0 | 47 | 01/15 | @ Toronto | W | 4-1 | 30-15-4 |
| 7 | 10/22 | FLORIDA | W | 3-2 | 4-3-0 | 48 | 01/17 | MONTREAL | W | 5-2 | 31-15-4 |
| 8 | 10/24 | TAMPA BAY | W (OT) | 1-0 | 5-3-0 | 49 | 01/19 | @ Nashville | W | 4-1 | 32-15-4 |
| 9 | 10/26 | ANAHEIM | W (OT) | 1-0 | 6-3-0 | 50 | 01/21 | @ Tampa Bay | L | 2-1 | 32-14-4 |
| 10 | 10/29 | @ Winnipeg | L | 3-1 | 6-4-0 | 51 | 01/22 | @ Florida | L | 4-0 | 32-15-4 |
| 11 | 10/30 | @ Minnesota | L | 5-4 | 6-5-0 | 52 | 01/24 | ST. LOUIS | W | 2-0 | 33-15-4 |
| 12 | 11/02 | LOS ANGELES | W | 4-2 | 7-5-0 | 53 | 01/26 | @ Carolina | L | 5-0 | 33-16-4 |
| 13 | 11/04 | ST. LOUIS | L (OT) | 6-5 | 7-5-1 | 54 | 02/02 | @ Colorado | W | 2-1 | 34-16-4 |
| 14 | 11/06 | @ New Jersey | L | 4-2 | 7-6-1 | 55 | 02/04 | @ Arizona | W (OT) | 5-4 | 35-16-4 |
| 15 | 11/08 | EDMONTON | W | 4-2 | 8-6-1 | 56 | 02/06 | @ Dallas | W | 5-1 | 36-16-4 |
| 16 | 11/12 | NEW JERSEY | L | 3-2 | 8-7-1 | 57 | 02/09 | SAN JOSE | L | 2-0 | 36-17-4 |
| 17 | 11/14 | @ St. Louis | W | 4-2 | 9-7-1 | 58 | 02/11 | DALLAS | L | 4-2 | 36-18-4 |
| 18 | 11/15 | CALGARY | W | 4-1 | 10-7-1 | 59 | 02/13 | ANAHEIM | L (OT) | 3-2 | 36-18-5 |
| 19 | 11/18 | @ Edmonton | W (OT) | 4-3 | 11-7-1 | 60 | 02/15 | TORONTO | W | 7-2 | 37-18-5 |
| 20 | 11/20 | @ Calgary | L (OT) | 2-1 | 11-7-2 | 61 | 02/17 | @ NY Rangers | W | 5-3 | 38-18-5 |
| 21 | 11/21 | @ Vancouver | L | 6-3 | 11-8-2 | 62 | 02/21 | @ Minnesota * | L | 3-1 | 38-19-5 |
| 22 | 11/25 | @ San Jose | W | 5-2 | 12-8-2 | 63 | 02/25 | NASHVILLE | L | 3-1 | 38-20-5 |
| 23 | 11/27 | @ Anaheim | W (OT) | 3-2 | 13-8-2 | 64 | 02/28 | WASHINGTON | W | 3-2 | 39-20-5 |
| 24 | 11/28 | @ Los Angeles | L (OT) | 3-2 | 13-8-3 | 65 | 03/03 | @ Detroit | W | 5-2 | 40-20-5 |
| 25 | 12/01 | MINNESOTA | L | 2-1 | 13-9-3 | 66 | 03/05 | @ Boston | L | 4-2 | 40-21-5 |
| 26 | 12/03 | @ Ottawa | L (OT) | 4-3 | 13-9-4 | 67 | 03/06 | DETROIT | W | 4-1 | 41-21-5 |
| 27 | 12/06 | WINNIPEG | W | 3-1 | 14-9-4 | 68 | 03/09 | @ St. Louis | L (SO) | 3-2 | 41-21-6 |
| 28 | 12/08 | NASHVILLE | W | 4-1 | 15-9-4 | 69 | 03/11 | @ Dallas | L | 5-2 | 41-22-6 |
| 29 | 12/10 | @ Nashville | L | 5-1 | 15-10-4 | 70 | 03/14 | LOS ANGELES | L | 5-0 | 41-23-6 |
| 30 | 12/11 | WINNIPEG | W | 2-0 | 16-10-4 | 71 | 03/16 | PHILADELPHIA | L | 3-2 | 41-24-6 |
| 31 | 12/13 | VANCOUVER | W | 4-0 | 17-10-4 | 72 | 03/18 | @ Winnipeg | W | 4-0 | 42-24-6 |
| 32 | 12/15 | COLORADO | L | 3-0 | 17-11-4 | 73 | 03/20 | MINNESOTA | L (SO) | 3-2 | 42-24-7 |
| 33 | 12/17 | EDMONTON | W | 4-0 | 18-11-4 | 74 | 03/22 | DALLAS | L | 6-2 | 42-25-7 |
| 34 | 12/19 | @ Buffalo | W (SO) | 3-2 | 19-11-4 | 75 | 03/26 | @ Calgary | W | 4-1 | 43-25-7 |
| 35 | 12/20 | SAN JOSE | W (OT) | 4-3 | 20-11-4 | 76 | 03/27 | @ Vancouver | W | 3-2 | 44-25-7 |
| 36 | 12/22 | @ Dallas | L | 4-0 | 20-12-4 | 77 | 03/29 | @ Minnesota | L | 4-1 | 44-26-7 |
| 37 | 12/27 | CAROLINA | L | 2-1 | 20-13-4 | 78 | 04/01 | @ Winnipeg | W (OT) | 5-4 | 45-26-7 |
| 38 | 12/29 | @ Arizona | W | 7-5 | 21-13-4 | 79 | 04/03 | BOSTON | W | 6-4 | 46-26-7 |
| 39 | 12/31 | @ Colorado | W (OT) | 4-3 | 22-13-4 | 80 | 04/05 | ARIZONA | W | 6-2 | 47-26-7 |
| 40 | 01/03 | OTTAWA | W | 3-0 | 23-13-4 | 81 | 04/07 | ST. LOUIS | L (OT) | 2-1 | 47-26-8 |
| 41 | 01/05 | @ Pittsburgh | W (OT) | 3-2 | 24-13-4 | 82 | 04/09 | @ Columbus | L (OT) | 5-4 | 47-26-9 |

* 2016 Stadium Series game played at TCF Bank Stadium in Minneapolis

| PLAYER | GP | G | A | PTS | PIM | PLAYER | GP | G | A | PTS | PIM |
|---------------------|----|----|----|-----|-----|---------------------|----|---|---|-----|-----|
| PATRICK KANE | 82 | 46 | 60 | 106 | 30 | # MARKO DANO | 13 | 1 | 1 | 2 | 2 |
| ARTEMI PANARIN | 80 | 30 | 47 | 77 | 32 | DAVID RUONBLAD | 9 | 0 | 2 | 2 | 6 |
| JONATHAN TOEWS | 80 | 28 | 30 | 58 | 62 | BRYAN BICKELL | 25 | 0 | 2 | 2 | 2 |
| BRENT SEABROOK | 81 | 14 | 35 | 49 | 32 | * CHRISTIAN EHRHOFF | 8 | 0 | 2 | 2 | 2 |
| DUNCAN KEITH | 67 | 9 | 34 | 43 | 26 | COREY CRAWFORD | 58 | 0 | 1 | 1 | 2 |
| ARTEM ANISIMOV | 77 | 20 | 22 | 42 | 12 | * DALE WEISE | 15 | 0 | 1 | 1 | 2 |
| TEUVO TERAVAINEN | 78 | 13 | 22 | 35 | 20 | #* JIRI SEKAC | 6 | 0 | 1 | 1 | 2 |
| ANDREW SHAW | 78 | 14 | 20 | 34 | 69 | RYAN HARTMAN | 3 | 0 | 1 | 1 | 0 |
| MARIAN Hossa | 64 | 13 | 20 | 33 | 24 | SCOTT DARLING | 29 | 0 | 0 | 0 | 0 |
| NIKLAS HJALMARSSON | 81 | 2 | 22 | 24 | 32 | #* ROB SCUDDER | 17 | 0 | 0 | 0 | 0 |
| TREVOR VAN RIEMSDYK | 82 | 3 | 11 | 14 | 31 | # VIKTOR TIKHONOV | 11 | 0 | 0 | 0 | 6 |
| ERIK GUSTAFSSON | 41 | 0 | 14 | 14 | 4 | VINCENT HINOSTROZA | 7 | 0 | 0 | 0 | 6 |
| ANDREW DESJARDINS | 77 | 8 | 5 | 13 | 30 | KYLE BAUN | 2 | 0 | 0 | 0 | 0 |
| MICHAEL ROZISVAL | 51 | 1 | 12 | 13 | 33 | MARK MCNEILL | 1 | 0 | 0 | 0 | 0 |
| * ANDREW LADD | 19 | 8 | 4 | 12 | 6 | MICHAEL LEIGHTON | 1 | 0 | 0 | 0 | 0 |
| DENNIS RASMUSSEN | 44 | 4 | 5 | 9 | 4 | | | | | | |
| * RICHARD PANIK | 30 | 6 | 2 | 8 | 6 | | | | | | |
| # RYAN GARBUTT | 43 | 2 | 4 | 6 | 27 | | | | | | |
| * TREVOR DALEY | 29 | 0 | 6 | 6 | 8 | | | | | | |
| * TOMAS FLEISCHMANN | 19 | 4 | 1 | 5 | 4 | | | | | | |
| BRANDON MASHINTER | 41 | 4 | 1 | 5 | 23 | | | | | | |
| # PHILIP DANAULT | 30 | 1 | 4 | 5 | 6 | | | | | | |
| VIKTOR SVEDBERG | 27 | 2 | 2 | 4 | 4 | | | | | | |
| MARCUS KRUGER | 41 | 0 | 4 | 4 | 24 | | | | | | |
| TANNER KERO | 17 | 1 | 2 | 3 | 2 | | | | | | |

* ACQUIRED IN SEASON # TRADED IN SEASON

| GOALIES | GP | W | L | OTL | MIN | GA | SO | AVG |
|------------------|----|----|----|-----|-------|-----|----|------|
| COREY CRAWFORD | 58 | 35 | 18 | 5 | 3,323 | 151 | 7 | 2.37 |
| SCOTT DARLING | 29 | 12 | 8 | 4 | 1,560 | 67 | 1 | 2.58 |
| MICHAEL LEIGHTON | 1 | 0 | 0 | 0 | 39 | 1 | 0 | 1.52 |

ALL-TIME ROSTER

| |
|------------|
| LEADERSHIP |
| PLAYERS |
| 2016-17 |
| OPPONENTS |
| TRADITION |
| RECORDS |
| PLAYOFFS |
| HISTORY |
| MINORS |
| NHL |
| MEDIA |

| NAME | GP | G | A | PTS | PIM | POS | UNIFORM NO. | YEARS |
|----------------------|-----|-----|-----|-----|-----|-----|-------------|----------------|
| ABBOTT, SPENCER | 1 | 0 | 0 | 0 | 0 | F | 24 | 2017 |
| ABEL, CLARENCE | 222 | 8 | 12 | 20 | 212 | D | 2 | 1929-34 |
| ABEL, SID | 42 | 5 | 4 | 9 | 10 | F | 19, 20, 21 | 1952-54 |
| ADAMS, CRAIG | 71 | 4 | 8 | 12 | 46 | F | 28 | 2008-09 |
| ADAMS, KEVYN | 27 | 0 | 2 | 2 | 13 | F | 17 | 2006-08 |
| ADAMS, STEWART | 87 | 9 | 24 | 33 | 60 | F | 16 | 1929-32 |
| AHLIN, TONY | 1 | 0 | 0 | 0 | 0 | F | — | 1937-38 |
| AITKEN, JONATHAN | 41 | 0 | 1 | 1 | 70 | D | 56 | 2003-04 |
| ALEXEEV, NIKITA | 15 | 2 | 0 | 2 | 0 | R | 34 | 2006-07 |
| ALLEN, GEORGE | 271 | 69 | 95 | 164 | 157 | D | 6 | 1939-44, 45-46 |
| ALLISON, JAMIE | 142 | 4 | 8 | 12 | 217 | D | 38, 33 | 1998-2001 |
| ALLUM, BILL | 1 | 0 | 0 | 0 | 0 | D | — | 1939-40 |
| ALMAS, RALPH | 1 | 0 | 0 | 0 | 0 | G | 1 | 1950-51 |
| AMONTE, TONY | 627 | 268 | 273 | 541 | 468 | F | 10 | 1994-02 |
| ANDERSON, CRAIG | 56 | 0 | 1 | 1 | 18 | G | 31 | 2002-06 |
| ANDRIEUSKI, ALEXANDR | 1 | 0 | 0 | 0 | 0 | F | 56 | 1992-93 |
| ANGOTTI, LOU | 370 | 51 | 96 | 147 | 126 | F | 6 | 1965-67, 69-73 |
| ANHOLT, DARREL | 1 | 0 | 0 | 0 | 0 | D | 33 | 1983-84 |
| ANISIMOV, ARTEM | 141 | 42 | 45 | 87 | 30 | C | 15 | 2015- |
| ARBOUR, AL | 180 | 6 | 17 | 23 | 192 | D | 2 | 1958-61 |
| ARBOUR, TY | 159 | 21 | 20 | 41 | 102 | F | 8 | 1927-31 |
| ARCHAMBAULT, MICHEL | 3 | 0 | 0 | 0 | 0 | F | 27 | 1976-77 |
| ARKHIPOV, DENIS | 79 | 10 | 17 | 27 | 54 | C | 19 | 2006-07 |
| ARNASON, TYLER | 245 | 57 | 82 | 139 | 80 | F | 39 | 2002-06 |
| ATHEYNUM, BLAIR | 66 | 6 | 9 | 15 | 8 | F | 34, 15 | 1999-2001 |
| ASHWORTH, FRANK | 18 | 5 | 4 | 9 | 2 | F | 6 | 1946-47 |
| AUCOIN, ADRIAN | 92 | 5 | 17 | 22 | 88 | D | 33 | 2005-07 |
| BABANDO, PETE | 148 | 34 | 38 | 72 | 79 | F | 10 | 1950-53 |
| BABCHUK, ANTON | 22 | 2 | 5 | 7 | 18 | D | 6, 8 | 2003-06 |
| BACKSTROM, RALPH | 16 | 6 | 3 | 9 | 2 | F | 14 | 1972-73 |
| BAILEY, BOB | 28 | 3 | 6 | 9 | 38 | F | 20 | 1957-58 |
| BALDWIN, DOUG | 5 | 0 | 0 | 0 | 2 | D | 3 | 1947-48 |
| BALFOUR, EARL | 208 | 16 | 16 | 32 | 30 | F | 20 | 1958-61 |
| BALFOUR, MURRAY | 286 | 66 | 87 | 153 | 361 | F | 8 | 1959-64 |
| BANCROFT, STEVE | 1 | 0 | 0 | 0 | 0 | D | 42 | 1992-93 |
| BANNERMAN, MURRAY | 288 | 0 | 10 | 10 | 37 | G | 30 | 1980-87 |
| BARINKA, MICHAL | 34 | 0 | 2 | 2 | 26 | D | 42 | 2003-06 |
| BARKER, CAM | 200 | 17 | 63 | 80 | 219 | D | 25 | 2005-10 |
| BARKLEY, DOUG | 6 | 0 | 0 | 0 | 2 | D | 6, 19 | 1957-58, 59-60 |
| BARNABY, MATTHEW | 82 | 8 | 20 | 28 | 178 | F | 36 | 2005-06 |
| BARTOVIC, MILAN | 24 | 1 | 6 | 7 | 8 | F | 26 | 2005-06 |
| BASSEN, BOB | 55 | 5 | 13 | 18 | 70 | F | 22 | 1988-90 |
| BASSEN, HENRY | 33 | 0 | 0 | 0 | 2 | G | 1 | 1954-56 |
| BAUMGARTNER, NOLAN | 8 | 0 | 0 | 0 | 6 | D | 38 | 2000-01 |
| BAUN, KYLE | 5 | 0 | 0 | 0 | 0 | F | 39 | 2015- |
| BEDARD, JIM | 22 | 1 | 1 | 2 | 8 | D | 21 | 1949-51 |
| BELFORD, ED | 415 | 0 | 18 | 18 | 240 | G | 30, 31, 1 | 1988-97 |
| BELL, MARK | 339 | 72 | 79 | 151 | 454 | F | 28 | 2000-06 |
| BENNETT, ADAM | 21 | 0 | 2 | 2 | 20 | D | 47 | 1991-93 |
| BENTLEY, DOUG | 546 | 217 | 314 | 531 | 215 | F | 14, 7 | 1939-44, 45-52 |
| BENTLEY, MAX | 235 | 109 | 147 | 256 | 32 | F | 18, 4, 5 | 1940-43, 45-48 |
| BENTLEY, REG | 11 | 1 | 2 | 3 | 2 | F | 14, 19 | 1942-43 |
| BERARD, BRYAN | 58 | 13 | 34 | 47 | 53 | D | 3, 4 | 2003-04 |
| BEREZIN, SERGEI | 66 | 18 | 13 | 31 | 8 | F | 94 | 2002-03 |
| BERGEVIN, MARC | 266 | 12 | 29 | 41 | 283 | D | 2, 32 | 1984-89 |
| BERTI, ADAM | 2 | 0 | 0 | 0 | 0 | F | 45 | 2008- |
| BESLER, PHIL | 17 | 1 | 3 | 4 | 16 | D/F | 14 | 1938-39 |
| BIBEAULT, PAUL | 41 | 0 | 0 | 0 | 2 | G | 1 | 1946-47 |
| BICANEK, RADIM | 18 | 0 | 3 | 3 | 10 | D | 32 | 1999-2000 |
| BICKELL, BRYAN | 384 | 65 | 70 | 135 | 188 | L | 38, 29 | 2006-16 |
| BLACK, JAMES | 129 | 25 | 19 | 44 | 44 | F | 38, 34 | 1995-98 |
| BLACK, STEVE | 39 | 4 | 6 | 10 | 22 | F | 17 | 1950-51 |
| BLADE, HANK | 24 | 2 | 3 | 5 | 2 | F | 11, 19, 18 | 1946-48 |
| BLAIR, ANDY | 44 | 0 | 3 | 3 | 33 | F | 15 | 1936-37 |
| BLINCO, RUSSELL | 48 | 3 | 12 | 15 | 2 | F | 9 | 1938-39 |
| BLUNDEN, MICHAEL | 10 | 0 | 0 | 0 | 10 | R | 28 | 2006-09 |
| BOCHENSKI, BRANDON | 30 | 4 | 2 | 6 | 10 | F | 20 | 2005-07 |
| BODNAR, GUS | 399 | 87 | 142 | 229 | 123 | F | 5, 12 | 1947-54 |
| BOLDIREV, IVAN | 384 | 140 | 195 | 335 | 186 | F | 12 | 1974-79 |
| BOLLAND, DAVE | 332 | 70 | 98 | 168 | 211 | C | 36 | 2006-13 |

| NAME | GP | G | A | PTS | PIM | POS | UNIFORM NO. | YEARS |
|-----------------------|-----|----|-----|-----|-------|------|---------------|------------------|
| BOLLIG, BRANDON | 125 | 7 | 7 | 14 | 201 | L | 52 | 2012-14 |
| BONDRA, PETER | 37 | 5 | 9 | 14 | 26 | R | 12 | 2006-07 |
| BONVIE, DENNIS | 11 | 0 | 0 | 0 | 44 | F | 44, 46 | 1998-99 |
| BORDELEAU, CHRIS | 25 | 6 | 8 | 14 | 6 | F | 23 | 1971-72 |
| BORDELEAU, J.P. | 519 | 97 | 126 | 223 | 143 | F | 22, 23, 25 | 1969-80 |
| BOSTROM, HELGE | 96 | 3 | 3 | 6 | 58 | D | 9, 17, 10, 3 | 1929-33 |
| BOUCHER, BRIAN | 15 | 0 | 0 | 0 | 0 | G | 35 | 2006-07 |
| BOUCHER, GEORGES | 43 | 1 | 5 | 6 | 50 | D | 15 | 1931-32 |
| BOUDREAU, BRUCE | 7 | 1 | 0 | 1 | 2 | D | 32 | 1985-86 |
| BOUDRAIS, ANDRE | 20 | 4 | 10 | 14 | 4 | F | 18 | 1968-69 |
| BOURQUE, RENE | 183 | 33 | 42 | 75 | 136 | F | 14, 12 | 2005-08 |
| BOWMAN, KIRK | 88 | 11 | 17 | 28 | 19 | F | 16, 28 | 1976-79 |
| BOYD, RANDY | 26 | 0 | 4 | 4 | 22 | D | 2, 32 | 1983-85 |
| BOYER, WALLY | 42 | 5 | 6 | 11 | 15 | F | 19 | 1966-67 |
| BOYNTON, NICK | 48 | 1 | 8 | 9 | 48 | D | 24 | 2009-10 |
| BRAYSHAW, RUSS | 43 | 5 | 9 | 14 | 14 | F | 16 | 1944-45 |
| BRENNEMAN, JOHN | 17 | 1 | 0 | 1 | 2 | F | 12 | 1964-65 |
| BRENT, TIM | 2 | 0 | 0 | 0 | 2 | F | 56 | 2009 |
| BRETTO, JOE | 3 | 0 | 0 | 0 | 4 | D | 2 | 1944-45 |
| BRIMSEK, FRANK | 70 | 0 | 0 | 0 | 2 | G | 1 | 1949-50 |
| BRINK, MILT | 5 | 0 | 0 | 0 | 0 | F | 11 | 1936-37 |
| BROOKBANK, SHELDON | 74 | 3 | 5 | 8 | 73 | D | 17 | 2013-14 |
| BROPHY, EVAN | 1 | 0 | 0 | 0 | 0 | C | 47 | 2010 |
| BROUWER, TROY | 238 | 49 | 54 | 103 | 161 | L | 29, 26, 22 | 2006-11 |
| BROWN, ADAM | 210 | 38 | 61 | 99 | 244 | F | 11, 18, 19 | 1946-51 |
| BROWN, BRAD | 118 | 1 | 16 | 17 | 318 | D | 2, 3 | 1998-2000 |
| BROWN, CURTIS | 71 | 5 | 10 | 15 | 38 | F | 37 | 2005-06 |
| BROWN, KEITH | 812 | 64 | 266 | 330 | 854 | D | 4, 25 | 1979-93 |
| BROWN, KEN | 1 | 0 | 0 | 0 | 0 | G | 30 | 1970-71 |
| BROWN, MIKE | 2 | 0 | 1 | 1 | 9 | F | 56 | 2005-06 |
| BROWN, ROB | 40 | 6 | 17 | 23 | 67 | F | 22, 44 | 1991-93 |
| BROWNE, CECIL | 13 | 2 | 0 | 2 | 4 | F | 9 | 1927-28 |
| BRUNETTE, ANDREW | 78 | 12 | 15 | 27 | 4 | L | 15 | 2011-12 |
| BRYDSON, GLENN | 75 | 14 | 14 | 28 | 58 | F | 3 | 1935-38 |
| BUCHANAN, MIKE | 1 | 0 | 0 | 0 | 0 | D | 6 | 1951-52 |
| BULLEY, TED | 349 | 94 | 102 | 196 | 645 | F | 29 | 1976-82 |
| BURCH, BILL | 24 | 2 | 0 | 2 | 2 | F | 4 | 1932-33 |
| BURKE, MARTY | 140 | 3 | 8 | 11 | 114 | D | 4 | 1934-38 |
| BURISH, ADAM | 169 | 11 | 10 | 21 | 323 | R | 37 | 2006-10 |
| BURNS, BOBBY | 20 | 1 | 0 | 1 | 8 | F | 16 | 1927-30 |
| BUSKAS, ROD | 46 | 0 | 4 | 4 | 106 | D | 25, 17 | 1991-93 |
| BUTLER, DICK | 7 | 2 | 0 | 2 | 0 | F | 8 | 1947-48 |
| BUTTREY, GORDON | 10 | 0 | 0 | 0 | 0 | F | 16 | 1943-44 |
| BYFUGLIEN, DUSTIN | 260 | 55 | 54 | 109 | 268 | R, D | 52, 33 | 2005-10 |
| BYRAM, SHAWN | 1 | 0 | 0 | 0 | 0 | F | 46 | 1991-92 |
| CAFFERY, TERRY | 6 | 0 | 0 | 0 | 0 | F | 14 | 1969-70 |
| CALDER, KYLE | 359 | 85 | 125 | 210 | 184 | F | 25, 22, 19 | 1999-2006 |
| CAMAZZOLA, JIM | 3 | 0 | 0 | 0 | 0 | F | 15, 25 | 1983-84, 86-87 |
| CAMPBELL, BRIAN | 295 | 24 | 110 | 134 | 70 | D | 51 | 2008-11, 16-17 |
| CAMPBELL, BRYAN | 167 | 23 | 51 | 74 | 50 | F | 14 | 1969-72 |
| CAMPBELL, DON | 17 | 1 | 3 | 4 | 8 | F | 9 | 1943-44 |
| CAMPBELL, JIM | 9 | 1 | 1 | 2 | 4 | F | 15 | 2001-02 |
| CAMPOLI, CHRIS | 19 | 1 | 6 | 7 | 2 | D | 14 | 2011 |
| CARROL, LEO | 6 | 0 | 1 | 1 | 4 | D | 14 | 1942-43 |
| CARCILLO, DANIEL | 90 | 8 | 14 | 22 | 147 | L | 13 | 2011-13, 2014-15 |
| CAREY, MATT | 2 | 1 | 0 | 1 | 2 | L | 25 | 2014 |
| CARNEY, KEITH | 271 | 14 | 47 | 61 | 275 | D | 4 | 1993-98 |
| CARON, SEBASTIEN | 1 | 0 | 0 | 0 | 0 | G | 29 | 2006-07 |
| CARSE, BILL | 123 | 28 | 42 | 70 | 38 | F | 9 | 1939-42 |
| CARSE, BOB | 145 | 29 | 52 | 81 | 36 | F | 16, 19 | 1939-43 |
| CASSIDY, BRUCE | 36 | 4 | 13 | 17 | 10 | D | 34, 3, 32, 37 | 1983-84, 85-90 |
| CHABOT, LORNE | 48 | 0 | 0 | 0 | 0 | G | 1 | 1934-35 |
| CHAD, JOHN | 80 | 15 | 22 | 37 | 29 | F | 19, 16, 17 | 1939-41, 45-46 |
| CHEVRIER, ALAIN | 66 | 0 | 2 | 2 | 6 | G | 30 | 1988-90 |
| CHEBATURKIN, VLADIMIR | 13 | 0 | 2 | 2 | 6 | D | 45 | 2001-02 |
| CHECK, LUDE | 26 | 6 | 2 | 8 | 4 | F | 7 | 1944-45 |
| CHELOS, CHRIS | 664 | 92 | 395 | 487 | 1,495 | D | 7 | 1990-99 |
| CHRISTIAN, DAVE | 69 | 4 | 17 | 21 | 12 | F | 25 | 1992-94 |
| CHYZOWSKI, DAVE | 8 | 0 | 0 | 0 | 6 | F | 54 | 1996-97 |
| CICCONI, ENRICO | 78 | 2 | 3 | 5 | 281 | D | 39 | 1996-97 |

LEADERSHIP

PLAYERS

2016-17

OPPONENTS

TRADITION

RECORDS

PLAYOFFS

HISTORY

MINORS

NHL

MEDIA

ALL-TIME ROSTER

| |
|------------|
| LEADERSHIP |
| PLAYERS |
| 2016-17 |
| OPPONENTS |
| TRADITION |
| RECORDS |
| PLAYOFFS |
| HISTORY |
| MINORS |
| NHL |
| MEDIA |

| NAME | GP | G | A | PTS | PIM | POS | UNIFORM NO. | YEARS |
|--------------------|-----|-----|-----|-----|-----|-----|-------------|------------------|
| CIESLA, HANK | 140 | 18 | 31 | 49 | 50 | F | 20 | 1955-57 |
| CLARK, WENDEL | 13 | 2 | 0 | 2 | 13 | F | 17 | 1999-2000 |
| CLEARY, DANIEL | 41 | 4 | 5 | 9 | 24 | F | 32, 25 | 1997-99 |
| CLENENING, ADAM | 4 | 1 | 1 | 2 | 2 | D | 6 | 2014 |
| CLIFFORD, CHRIS | 2 | 0 | 0 | 0 | 0 | G | 34, 50 | 1984-85, 88-89 |
| CLOUTIER, JACQUES | 53 | 0 | 0 | 0 | 10 | G | 31 | 1989-91 |
| CLOUTIER, SYLVAIN | 7 | 0 | 0 | 0 | 0 | F | 14 | 1998-99 |
| COCHRANE, GLEN | 79 | 1 | 8 | 9 | 217 | D | 5 | 1987-89 |
| COFFEY, PAUL | 10 | 0 | 4 | 4 | 0 | D | 77 | 1998-99 |
| COFLIN, HUGH | 31 | 0 | 3 | 3 | 33 | D | 2 | 1950-51 |
| COLE, DANTON | 2 | 0 | 0 | 0 | 0 | F | 19 | 1995-96 |
| CONACHER, JIM | 178 | 49 | 71 | 120 | 71 | F | 11, 14 | 1948-52 |
| CONACHER, LIONEL | 48 | 10 | 13 | 23 | 87 | D | 3 | 1933-34 |
| CONACHER, PETE | 131 | 26 | 20 | 46 | 32 | F | 19, 9 | 1951-55 |
| CONACHER, ROY | 264 | 102 | 125 | 227 | 44 | F | 8, 9 | 1947-52 |
| CONN, ROB | 2 | 0 | 0 | 0 | 2 | F | 42 | 1991-92 |
| CONNELLY, BERT | 15 | 1 | 2 | 3 | 4 | F | 18 | 1937-38 |
| COOK, TOM | 328 | 75 | 94 | 169 | 184 | F | 11 | 1929-37 |
| COOPER, JOE | 266 | 25 | 53 | 78 | 306 | D | 8 | 1938-42, 43-46 |
| CORAZZINI, CARL | 7 | 0 | 1 | 1 | 2 | C | 49 | 2006-07 |
| CORCORAN, NORMAN | 23 | 1 | 3 | 4 | 19 | F | 18 | 1955-56 |
| COSTELLO, MURRAY | 40 | 3 | 2 | 5 | 6 | F | 20 | 1953-54 |
| COTE, SYLVAIN | 45 | 6 | 18 | 24 | 14 | D | 6 | 1999-2000 |
| COULTER, ART | 178 | 12 | 15 | 27 | 211 | D | 17, 18 | 1931-36 |
| COULTER, TOMMY | 2 | 0 | 0 | 0 | 0 | D | 15 | 1933-34 |
| COUTURE, GERRY | 110 | 25 | 23 | 48 | 36 | D | 15 | 1952-54 |
| COUTURE, ROSIE | 299 | 48 | 55 | 103 | 184 | F | 7 | 1928-35 |
| Craven, Murray | 157 | 30 | 59 | 89 | 50 | F | 32 | 1995-97 |
| CRAWFORD, COREY | 381 | 0 | 5 | 5 | 18 | G | 50 | 2005- |
| CREIGHTON, ADAM | 225 | 78 | 87 | 165 | 480 | F | 22 | 1988-92, 96-97 |
| CREIGHTON, DAVE | 49 | 7 | 7 | 14 | 6 | F | 16 | 1954-55 |
| CROSSMAN, DOUG | 159 | 25 | 70 | 95 | 72 | D | 28, 23 | 1980-83 |
| CUDE, WILF | 1 | 0 | 0 | 0 | 0 | G | 1 | 1931-32 |
| CULLEN, MARK | 29 | 7 | 9 | 16 | 2 | F | 48 | 2005-06 |
| CULLIMORE, JASSEN | 155 | 2 | 20 | 22 | 125 | D | 5 | 2005-07, 2010-11 |
| CUMISKEY, KYLE | 7 | 0 | 0 | 0 | 0 | D | 26 | 2015 |
| CUMMINS, JIM | 199 | 11 | 13 | 24 | 674 | F | 15 | 1995-98 |
| CUNNEYWORTH, RANDY | 16 | 4 | 3 | 7 | 13 | F | 19 | 1993-94 |
| CUNNINGHAM, LES | 37 | 6 | 11 | 17 | 2 | F | 3 | 1939-40 |
| CUSHENAN, IAN | 72 | 2 | 8 | 10 | 80 | D | 3, 6 | 1956-58 |
| CYR, DENIS | 87 | 19 | 21 | 40 | 21 | F | 11 | 1982-84 |
| DAHLEN, ULF | 30 | 6 | 8 | 14 | 10 | F | 22 | 1996-97 |
| DAHLBECK, KLAS | 4 | 1 | 0 | 1 | 2 | D | 44 | 2014 |
| DAHLSTROM, CARL | 342 | 88 | 118 | 206 | 58 | F | 15, 21 | 1937-45 |
| DAIGLE, ALAIN | 389 | 56 | 50 | 106 | 122 | F | 17 | 1974-80 |
| DALEY, TREVOR | 29 | 0 | 6 | 6 | 8 | D | 6 | 2015 |
| DANAULT, PHILLIP | 32 | 1 | 4 | 5 | 6 | F | 24 | 2014-16 |
| DANO, MARKO | 13 | 1 | 1 | 2 | 2 | F | 56 | 2015-16 |
| DARLING, SCOTT | 75 | 0 | 0 | 0 | 0 | G | 33 | 2014-17 |
| DAVIS, LORNE | 8 | 0 | 0 | 0 | 4 | F | 14 | 1954-55 |
| DAZE, ERIC | 601 | 226 | 172 | 398 | 176 | F | 55 | 1995-2006 |
| DEA, BILL | 34 | 5 | 8 | 13 | 4 | F | 17 | 1957-58, 66-67 |
| DEAN, KEVIN | 96 | 2 | 19 | 21 | 42 | D | 6 | 1999-2001 |
| DEBRUSK, LOUIE | 4 | 0 | 0 | 0 | 7 | F | 33 | 2002-03 |
| DEJORDY, DENIS | 198 | 0 | 2 | 2 | 2 | G | 30, 1 | 1962-70 |
| DEMARCO, AB, SR. | 19 | 1 | 5 | 6 | 17 | F | 16 | 1938-40 |
| DEMPESEY, NATHAN | 125 | 13 | 40 | 53 | 56 | D | 43 | 2002-04 |
| DENNENY, CORBETT | 18 | 5 | 0 | 5 | 12 | F | 6 | 1927-28 |
| DESILETS, JOFFRE | 74 | 17 | 20 | 37 | 34 | F | 19 | 1938-40 |
| DESIARDINS, ANDREW | 136 | 8 | 8 | 16 | 59 | F | 11 | 2015-17 |
| DESIARDINS, GERRY | 32 | 0 | 1 | 1 | 6 | G | 1, 30 | 1969-72 |
| DESIARDINS, VICTOR | 39 | 3 | 12 | 15 | 11 | F | 18 | 1930-31 |
| DEWSBURY, AL | 313 | 26 | 75 | 101 | 351 | D | 5, 22 | 1950-56 |
| DICK, HARRY | 12 | 0 | 1 | 1 | 12 | D | 17 | 1946-47 |
| DICKENS, ERNIE | 253 | 9 | 39 | 48 | 86 | D | 3, 4 | 1947-51 |
| DICKIE, BILL | 1 | 0 | 0 | 0 | 0 | G | 1 | 1941-42 |
| DIDUCK, GERALD | 13 | 1 | 0 | 1 | 48 | D | 6 | 1994-95 |
| DIETRICH, DON | 17 | 0 | 5 | 5 | 0 | D | 32 | 1983-84 |
| DINEEN, BILL | 41 | 4 | 9 | 13 | 10 | F | 20 | 1957-58 |
| DIRK, ROBERT | 6 | 0 | 0 | 0 | 26 | D | 6 | 1993-94 |

| NAME | GP | G | A | PTS | PIM | POS | UNIFORM NO. | YEARS |
|-------------------------|-----------|----------|----------|----------|----------|----------|------------------------|-----------------------|
| DONALDSON, GARY | 1 | 0 | 0 | 0 | 0 | D | 26 | 1973-74 |
| DONNELLY, DAVE | 71 | 6 | 12 | 18 | 81 | D | 10 | 1986-87 |
| DORATY, KEN | 18 | 0 | 0 | 0 | 0 | F | 14 | 1926-27 |
| DOWD, JIM | 60 | 3 | 12 | 15 | 38 | F | 34 | 2005-06 |
| DOWELL, JACOB | 102 | 9 | 17 | 26 | 80 | C | 49, 28 | 2008-11 |
| DOWNNEY, AARON | 39 | 1 | 0 | 1 | 82 | R | 49, 44 | 2000-02 |
| DOYON, MARIO | 7 | 1 | 1 | 2 | 6 | D | 2 | 1988-89 |
| DROPPA, IVAN | 19 | 0 | 1 | 1 | 14 | D | 58, 6, 3 | 1993-94, 95-96 |
| DRYDEN, DAVE | 68 | 0 | 1 | 1 | 0 | G | 1, 30 | 1965-66, 67-69 |
| DUBINSKY, STEVE | 237 | 16 | 26 | 42 | 132 | F | 42, 29, 32, 22, 14, 16 | 1993-99, 2000-02 |
| DUMAS, MICHEL | 8 | 0 | 1 | 1 | 0 | G | 1, 30 | 1974-75, 76-77 |
| DUMONT, JEAN-PIERRE | 72 | 19 | 14 | 33 | 28 | F | 17, 12 | 1998-2000 |
| DUPONT, JEROME | 201 | 7 | 29 | 36 | 445 | D | 25 | 1981-86 |
| DUTKOWSKI, DUKE | 102 | 11 | 15 | 26 | 88 | D | 3 | 1926-27, 29-31, 33-34 |
| DYE, CECIL | 52 | 25 | 5 | 30 | 14 | F | 4 | 1926-28 |
| DYKHUIS, KARL | 18 | 1 | 8 | 9 | 4 | D | 19, 45 | 1991-93 |
| DYTE, JOHN | 27 | 1 | 0 | 1 | 31 | D | 8 | 1943-44 |
| EAGER, BEN | 144 | 18 | 15 | 33 | 308 | L | 55 | 2007-10 |
| EAGLES, MIKE | 70 | 6 | 13 | 19 | 78 | F | 11 | 1988-90 |
| EASTWOOD, MIKE | 53 | 2 | 10 | 12 | 24 | F | 20 | 2002-03 |
| EBBETT, ANDREW | 10 | 1 | 0 | 1 | 2 | C | 15 | 2009-10 |
| EHRRHOFF, CHRISTIAN | 8 | 0 | 2 | 2 | 2 | D | 55 | 2016 |
| ELLISON, MATT | 36 | 3 | 10 | 13 | 17 | F | 16 | 2003-06 |
| EMERSON, NELSON | 27 | 4 | 10 | 14 | 13 | F | 11 | 1998-99 |
| EMERY, RAY | 55 | 0 | 1 | 1 | 2 | G | 30 | 2011-13 |
| ERICKSON, AUTREY | 34 | 0 | 1 | 1 | 42 | D | 12, 20 | 1962-64 |
| ERIKSSON, ANDERS | 97 | 5 | 36 | 41 | 22 | D | 6, 8 | 1999-2000 |
| ERIKSON, TIM | 8 | 0 | 0 | 0 | 4 | D | 34 | 2014-15 |
| ESPOSITO, PHIL | 235 | 74 | 100 | 174 | 135 | F | 7, 15 | 1963-67 |
| ESPOSITO, TONY | 873 | 0 | 25 | 25 | 31 | G | 1, 35 | 1969-84 |
| EVANS, JACK | 346 | 4 | 42 | 46 | 319 | D | 5 | 1958-63 |
| FARRANT, WALT | 1 | 0 | 0 | 0 | 0 | F | 17 | 1943-44 |
| FASHOWAY, GORDON | 13 | 3 | 2 | 5 | 14 | F | 11 | 1950-51 |
| FEAMSTER, DAVE | 169 | 13 | 24 | 37 | 154 | D | 3, 32 | 1981-85 |
| FELSNER, BRIAN | 12 | 1 | 3 | 4 | 12 | F | 54, 44 | 1997-98 |
| FERGUSON, LORNE | 104 | 13 | 19 | 32 | 66 | F | 11 | 1957-59 |
| FIDLER, MIKE | 4 | 2 | 1 | 3 | 4 | F | 8 | 1982-83 |
| FIELD, WILFRED | 37 | 3 | 4 | 7 | 20 | D | 11, 2 | 1944-45 |
| FIELDER, GUY | 3 | 0 | 0 | 0 | 0 | F | 16 | 1950-51 |
| FINNEY, SID | 59 | 10 | 7 | 17 | 4 | F | 14, 15, 7 | 1951-54 |
| FITZGERALD, TOM | 15 | 1 | 3 | 4 | 6 | F | 20, 12 | 2001-02 |
| FITZPATRICK, MARK | 27 | 0 | 1 | 1 | 8 | G | 30 | 1998-99 |
| FLEISCHMANN, TOMAS | 19 | 4 | 1 | 5 | 4 | F | 12 | 2016 |
| FLEMING, REG | 261 | 21 | 26 | 47 | 453 | F | 6 | 1960-64 |
| FLEURY, THEOREN | 54 | 12 | 21 | 33 | 77 | F | 14 | 2002-03 |
| FOGOLIN, LEE | 304 | 5 | 36 | 41 | 432 | D | 3, 20 | 1950-56 |
| FOLEY, RICK | 2 | 0 | 1 | 1 | 8 | D | 24 | 1970-71 |
| FORSLING, GUSTAV | 38 | 2 | 3 | 5 | 4 | D | 42 | 2016- |
| FOWLER, TOMMY | 24 | 0 | 1 | 1 | 18 | F | 6 | 1946-47 |
| FOX, GREG | 339 | 9 | 68 | 77 | 450 | D | 2, 18 | 1978-84 |
| FRANCIS, EMILE | 73 | 0 | 0 | 0 | 6 | G | 1 | 1946-48 |
| FRASER, COLIN | 157 | 13 | 23 | 36 | 108 | C | 46 | 2006-10 |
| FRASER, CURT | 303 | 94 | 120 | 214 | 535 | F | 8 | 1982-88 |
| FRASER, GORDON | 44 | 14 | 6 | 20 | 89 | D | 10 | 1926-28 |
| FRASER, JAMES HARVEY | 21 | 5 | 4 | 9 | 0 | F | 15 | 1944-45 |
| FRAWLEY, DAN | 33 | 4 | 3 | 7 | 64 | F | 10, 31, 32 | 1983-85 |
| FREDRICK, RAY | 5 | 0 | 0 | 0 | 0 | G | 1 | 1954-55 |
| FRIG, LEN | 66 | 4 | 10 | 14 | 35 | D | 6 | 1972-74 |
| FROLIK, MICHAEL | 136 | 11 | 23 | 34 | 44 | R | 67 | 2010-13 |
| GADSBY, BILL | 468 | 54 | 132 | 186 | 650 | D | 4, 16 | 1946-55 |
| GAGNON, GERMAINE | 99 | 19 | 49 | 68 | 27 | F | 14 | 1973-76 |
| GAMBLE, DICK | 14 | 2 | 0 | 2 | 6 | F | 20 | 1954-55 |
| GARBUTT, RYAN | 43 | 2 | 4 | 6 | 27 | F | 28 | 2015-16 |
| GARDINER, BERT | 50 | 0 | 0 | 0 | 0 | G | 1 | 1942-43 |
| GARDINER, CHARLES | 316 | 0 | 0 | 0 | 2 | G | 1 | 1927-34 |
| GARDINER, HERB | 4 | 0 | 0 | 0 | 0 | D | 2 | 1928-29 |
| GARDNER, BILL | 346 | 70 | 105 | 175 | 62 | F | 31, 34, 14 | 1980-86, 87-89 |
| GARDNER, CAL | 70 | 11 | 24 | 35 | 60 | F | 16 | 1952-53 |
| GAUTHIER, DANIEL | 5 | 0 | 0 | 0 | 0 | F | 23 | 1994-95 |
| GEE, GEORGE | 365 | 94 | 130 | 224 | 257 | F | 9, 16, 17 | 1945-49, 51-54 |

LEADERSHIP

PLAYERS

2016-17

OPPONENTS

TRADITION

RECORDS

PLAYOFFS

HISTORY

MINORS

NHL

MEDIA

ALL-TIME ROSTER

| |
|------------|
| LEADERSHIP |
| PLAYERS |
| 2016-17 |
| OPPONENTS |
| TRADITION |
| RECORDS |
| PLAYOFFS |
| HISTORY |
| MINORS |
| NHL |
| MEDIA |

| NAME | GP | G | A | PTS | PIM | POS | UNIFORM NO. | YEARS |
|----------------------------|-----------|-----------|-----------|-----------|-----------|----------|---------------|----------------|
| GELEAU, JACK | 2 | 0 | 0 | 0 | 0 | G | 1 | 1953-54 |
| GENDRON, MARTIN | 2 | 0 | 0 | 0 | 0 | F | 16 | 1997-98 |
| GILBERT, GREG | 273 | 42 | 64 | 106 | 204 | F | 14 | 1988-93 |
| GILL, TODD | 5 | 0 | 1 | 1 | 0 | D | 46 | 2002-03 |
| GILLIS, PAUL | 15 | 0 | 5 | 5 | 59 | F | 12 | 1990-92 |
| GILMOUR, DOUG | 135 | 38 | 74 | 112 | 107 | F | 93 | 1998-2000 |
| GLOVER, FRED | 31 | 4 | 2 | 6 | 37 | F | 14 | 1952-53 |
| GLOVER, HOWARD | 13 | 0 | 1 | 1 | 2 | F | 18 | 1958-59 |
| GOLDHAM, BOB | 165 | 5 | 29 | 34 | 138 | D | 2, 3 | 1947-50 |
| GOLDSWORTHY, LEROY | 34 | 3 | 3 | 6 | 0 | F/D | 8, 10 | 1933-35 |
| GOODMAN, PAUL | 52 | 0 | 0 | 0 | 0 | G | 1 | 1937-41 |
| GOTTSELIG, JOHNNY | 591 | 176 | 196 | 372 | 211 | F | 7, 14 | 1928-41, 42-45 |
| GOULET, MICHEL | 276 | 92 | 115 | 207 | 212 | F | 16 | 1989-94 |
| GOYER, GERRY | 40 | 1 | 2 | 3 | 4 | F | 8 | 1967-68 |
| GRACIE, BOB | 30 | 4 | 7 | 11 | 27 | F | 18 | 1938-39 |
| GRAHAM, DIRK | 546 | 152 | 190 | 342 | 665 | F | 8, 33 | 1988-95 |
| GRAHAM, TED | 183 | 5 | 20 | 25 | 182 | D | 3, 12 | 1927-28, 29-33 |
| GRIEVE, BRENT | 52 | 3 | 9 | 12 | 51 | F | 19, 26 | 1994-96 |
| GRIGOR, GEORGE | 2 | 1 | 0 | 1 | 0 | F | 17 | 1943-44 |
| GRIMSON, STU | 167 | 3 | 4 | 7 | 610 | F | 23 | 1990-93 |
| GRONMAN, TUOMAS | 16 | 0 | 1 | 1 | 13 | D | 46 | 1996-97 |
| GROSEK, MICHAEL | 14 | 2 | 4 | 6 | 12 | F | 17 | 1999-2000 |
| GROSSO, DON | 68 | 16 | 16 | 32 | 21 | F | 6, 11 | 1944-46 |
| GUDOLIN, BEP | 262 | 46 | 91 | 137 | 292 | F | 16 | 1948-52 |
| GUSTAFSSON, ERIK | 41 | 0 | 14 | 14 | 4 | D | 52, 56 | 2015- |
| HACKETT, JEFF | 173 | 0 | 3 | 3 | 30 | G | 31, 29 | 1993-98 |
| HALL, GLENN | 618 | 0 | 6 | 6 | 52 | G | 1 | 1957-67 |
| HALL, MURRAY | 25 | 2 | 0 | 2 | 0 | F | 7, 19 | 1961-62, 63-64 |
| HAMILL, RED | 370 | 112 | 80 | 192 | 150 | F | 3, 12, 15 | 1941-43, 45-51 |
| HAMILTON, JEFF | 70 | 18 | 21 | 39 | 22 | R | 51 | 2006-07 |
| HAMILTON, REG | 58 | 1 | 10 | 11 | 33 | D | 4 | 1945-47 |
| HANDZUS, MICHAEL | 78 | 8 | 22 | 30 | 26 | C | 26 | 2006-07, 13-14 |
| HANKINSON, CASEY | 14 | 0 | 1 | 1 | 9 | L | 40, 20 | 2000-02 |
| HANSON, OSCAR | 8 | 0 | 0 | 0 | 0 | D | 14 | 1937-38 |
| HARMS, JOHN | 44 | 5 | 5 | 10 | 21 | F | 9 | 1943-45 |
| HARRISON, JIM | 107 | 24 | 36 | 60 | 150 | F | 8 | 1976-79 |
| HARTMAN, RYAN | 84 | 19 | 13 | 32 | 72 | F | 38 | 2015- |
| HASEK, DOMINIK | 25 | 0 | 0 | 0 | 8 | G | 34, 31 | 1990-92 |
| HASSARD, BOB | 17 | 0 | 0 | 0 | 4 | F | 12 | 1954-55 |
| HAVLAT, MARTIN | 172 | 64 | 97 | 161 | 80 | R | 24 | 2006-09 |
| HAY, BILL | 506 | 113 | 273 | 386 | 244 | F | 8, 11 | 1959-67 |
| HAY, GEORGE | 35 | 14 | 10 | 24 | 12 | F | — | 1926-27 |
| HAYDEN, JOHN | 12 | 1 | 3 | 4 | 4 | C | 40 | 2017- |
| HAYES, JIMMY | 43 | 6 | 7 | 13 | 16 | R | 39, 22 | 2012-13 |
| HELENIUS, SAMI | 10 | 0 | 1 | 1 | 28 | D | 4 | 2002-03 |
| HENDERSON, MATT | 4 | 0 | 1 | 1 | 1 | F | 16 | 2001-02 |
| HENDRY, JORDAN | 129 | 4 | 9 | 13 | 40 | D | 42, 6 | 2008-11 |
| HENRY, BURKE | 39 | 2 | 6 | 8 | 33 | D | 44 | 2002-04 |
| HENRY, CAMILLE | 22 | 5 | 3 | 8 | 2 | F | 8 | 1964-65 |
| HENRY, JIM | 60 | 0 | 0 | 0 | 0 | G | 1 | 1948-49 |
| HERGESHEIMER, PHIL | 122 | 21 | 41 | 62 | 17 | F | 10 | 1939-43 |
| HERGESHEIMER, WALLY | 41 | 2 | 8 | 10 | 12 | F | 7 | 1956-57 |
| HERPERGER, CHRIS | 70 | 10 | 15 | 25 | 25 | F | 36 | 1999-2001 |
| HEYLIGER, VIC | 33 | 2 | 3 | 5 | 2 | F | 9, 18 | 1937-38, 43-44 |
| HICKS, DOUG | 57 | 2 | 15 | 17 | 17 | D | 28 | 1977-79 |
| HICKS, WAYNE | 1 | 0 | 0 | 0 | 0 | F | 8 | 1960-61 |
| HIGGINS, TIM | 358 | 79 | 106 | 185 | 335 | F | 15 | 1978-84 |
| HIGHTON, HEC | 24 | 0 | 0 | 0 | 0 | G | 1 | 1943-44 |
| HILBERT, ANDY | 28 | 5 | 4 | 9 | 22 | F | 20 | 2005-06 |
| HILDEBRAND, IKE | 9 | 1 | 1 | 2 | 4 | F | 14 | 1953-55 |
| HILLMAN, WAYNE | 164 | 4 | 12 | 16 | 145 | D | 18, 20 | 1961-65 |
| HINOSTROZA, VINCENT | 56 | 6 | 8 | 14 | 23 | F | 48 | 2016- |
| HINTON, DAN | 14 | 0 | 0 | 0 | 16 | F | 14, 25 | 1976-77 |
| HJALMARSSON, NIKLAS | 623 | 23 | 120 | 143 | 238 | D | 41, 4 | 2008-17 |
| HODGE, KEN | 132 | 16 | 42 | 58 | 106 | F | 14 | 1964-67 |
| HOFFMEYER, BOB | 11 | 0 | 3 | 3 | 17 | D | 26, 28 | 1977-79 |
| HOLLINGWORTH, GORD | 70 | 3 | 9 | 12 | 135 | D | 6 | 1954-55 |
| HOLMES, LOUIS | 59 | 2 | 4 | 6 | 8 | F | 9 | 1931-33 |
| HOLMOVIST, MICHAEL | 135 | 16 | 17 | 33 | 47 | F | 17 | 2005-07 |

| NAME | GP | G | A | PTS | PIM | POS | UNIFORM NO. | YEARS |
|------------------------|------------|------------|------------|------------|------------|----------|---------------|-----------------------|
| HOLT, RANDY | 42 | 0 | 4 | 4 | 60 | D | 2, 4, 6 | 1974-78 |
| HORACEK, TONY | 38 | 1 | 5 | 6 | 99 | F | 34 | 1991-92, 93-95 |
| HORECK, PETE | 118 | 44 | 43 | 87 | 90 | F | 11, 19 | 1944-47, 51-52 |
| HORVATH, BRONCO | 68 | 17 | 29 | 46 | 19 | F | 9 | 1961-62 |
| HOSSA, MARIAN | 534 | 186 | 229 | 415 | 170 | F | 81 | 2009- |
| HOUSLEY, PHIL | 137 | 21 | 47 | 68 | 58 | D | 6 | 2001-03 |
| HRKAC, TONY | 18 | 1 | 2 | 3 | 6 | F | 11 | 1991-92 |
| HRYMNAK, STEVE | 18 | 2 | 1 | 3 | 4 | D | 19 | 1951-52 |
| HUCUL, FRED | 119 | 9 | 17 | 26 | 83 | D | 6, 11, 15, 19 | 1950-54 |
| HUDSON, MIKE | 257 | 38 | 58 | 96 | 274 | F | 20, 43 | 1988-93 |
| HUET, CRISTOBAL | 89 | 0 | 0 | 0 | 6 | G | 38, 39 | 2008-10 |
| HULL, BOBBY | 1,036 | 604 | 549 | 1,153 | 643 | F | 7, 9, 16 | 1957-72 |
| HULL, DENNIS | 904 | 298 | 342 | 640 | 237 | F | 2, 10 | 1964-77 |
| HUSKA, RYAN | 1 | 0 | 0 | 0 | 0 | F | 56 | 1997-98 |
| HUTCHISON, DAVE | 163 | 7 | 32 | 39 | 443 | D | 5 | 1979-82 |
| HUTTON, CARTER | 1 | 0 | 0 | 0 | 0 | G | 33 | 2013 |
| INGRAM, FRANK | 99 | 24 | 16 | 40 | 69 | F | 15 | 1929-32 |
| INGRAM, RON | 45 | 1 | 6 | 7 | 21 | D | 3, 19 | 1956-57, 62-63 |
| IRVIN, DICK | 95 | 29 | 23 | 52 | 84 | F | 2 | 1926-29 |
| JACKSON, DOUG | 6 | 0 | 0 | 0 | 0 | G | 1 | 1947-48 |
| JACKSON, HAROLD | 41 | 1 | 3 | 4 | 6 | D | 3, 9 | 1936-38 |
| JACKSON, JOHN | 48 | 2 | 5 | 7 | 38 | D | 19 | 1946-47 |
| JACKSON, JEFF | 1 | 0 | 0 | 0 | 2 | F | 42, 45 | 1991-92 |
| JANECKY, BOB | 8 | 0 | 0 | 0 | 2 | G | 31 | 1983-84 |
| JANKOWSKI, LOU | 108 | 18 | 15 | 33 | 15 | F | 10, 19 | 1953-55 |
| JANSSENS, MARK | 124 | 1 | 6 | 7 | 171 | F | 20 | 1998-2001 |
| JARRETT, DOUG | 721 | 38 | 178 | 216 | 608 | D | 20, 4 | 1964-75 |
| JENKINS, ROGER | 156 | 7 | 22 | 29 | 109 | D | 8, 9, 16, 18 | 1930-31, 32-34, 37-39 |
| JOHANNSSON, ROGER | 11 | 1 | 0 | 1 | 6 | D | 26 | 1994-95 |
| JOHANSSON, MAGNUS | 18 | 0 | 4 | 4 | 4 | D | 6 | 2007-08 |
| JOHNSON, AARON | 38 | 3 | 5 | 8 | 33 | D | 23 | 2008-09 |
| JOHNSON, GREG | 69 | 11 | 22 | 33 | 38 | F | 22 | 1997-98 |
| JOHNSON, NORM | 7 | 1 | 0 | 1 | 8 | F | 6 | 1958-59 |
| JOHNSON, RYAN | 34 | 1 | 5 | 6 | 8 | C | 17 | 2010-11 |
| JOHNSON, VIRGIL | 76 | 1 | 11 | 12 | 27 | D | 10, 18, 19 | 1937-38, 43-45 |
| JOHNSON, KIM | 8 | 1 | 2 | 3 | 4 | D | 8 | 2009-10 |
| JOHNSTON, ED | 4 | 0 | 0 | 0 | 0 | G | 30 | 1977-78 |
| JOHNSTON, GEORGE | 58 | 20 | 12 | 32 | 2 | F | 6, 9 | 1941-43, 45-47 |
| JOHNSTON, JOEY | 32 | 0 | 5 | 5 | 6 | F | 8 | 1975-76 |
| JONES, TY | 8 | 0 | 0 | 0 | 12 | F | 27 | 1998-99 |
| JURCO, TOMAS | 13 | 1 | 0 | 1 | 2 | F | 13 | 2017- |
| KACHUR, ED | 96 | 10 | 14 | 24 | 35 | F | 8 | 1956-58 |
| KALETA, ALEX | 206 | 60 | 84 | 144 | 118 | F | 4, 14 | 1941-42, 45-48 |
| KANE, PATRICK | 740 | 285 | 467 | 752 | 284 | F | 88 | 2007- |
| KARAKAS, MIKE | 209 | 0 | 0 | 0 | 4 | G | 1, 18 | 1935-40, 43-46 |
| KARPOVITSEV, ALEXANDER | 182 | 7 | 39 | 46 | 105 | D | 52, 25 | 2000-04 |
| KEATS, DUKE | 36 | 14 | 9 | 23 | 52 | F | 5 | 1927-29 |
| KEITH, DUNCAN | 913 | 90 | 421 | 511 | 507 | D | 2 | 2005- |
| KEITH, MATT | 24 | 2 | 3 | 5 | 14 | F | 11, 12 | 2003-07 |
| KELLY, BOB | 138 | 9 | 16 | 25 | 180 | F | 25 | 1977-79 |
| KELLY, REGIS | 51 | 18 | 7 | 25 | 7 | F | 3, 10 | 1936-37, 40-41 |
| KEMPNY, MICHAL | 50 | 2 | 6 | 8 | 22 | D | 6 | 2016- |
| KENDALL, BILL | 117 | 14 | 7 | 21 | 26 | F | 9, 10 | 1933-38 |
| KENNEDY, FORBES | 69 | 8 | 13 | 21 | 104 | F | 10 | 1956-57 |
| KENNY, ED | 4 | 0 | 0 | 0 | 8 | D | 10 | 1934-35 |
| KERO, TANNER | 64 | 7 | 12 | 19 | 10 | C | 67 | 2015- |
| KERR, REG | 253 | 66 | 92 | 158 | 162 | F | 10 | 1977-82 |
| KHABIBULIN, NIKOLAI | 206 | 0 | 5 | 5 | 30 | G | 53, 39 | 2005-09, 2013 |
| KILGER, CHAD | 86 | 17 | 19 | 36 | 36 | F | 15 | 1998-99 |
| KIMBLE, DARIN | 79 | 4 | 2 | 6 | 163 | F | 20, 29 | 1993-95 |
| KING, KRIS | 13 | 1 | 0 | 1 | 8 | L | 16, 12 | 2000 |
| KLEMM, JON | 171 | 6 | 31 | 37 | 106 | D | 42 | 2001-04 |
| KLIMOVICH, SERGEI | 1 | 0 | 0 | 0 | 2 | F | 17 | 1996-97 |
| KLINGBEIL, IKE | 5 | 1 | 2 | 3 | 2 | D | 5 | 1936-37 |
| KLINKHAMMER, ROB | 1 | 0 | 0 | 0 | 0 | L | 59 | 2010 |
| KOCI, DAVID | 27 | 0 | 0 | 0 | 156 | L | 48 | 2006-08 |
| KONROYD, STEVE | 251 | 10 | 47 | 57 | 179 | D | 5 | 1988-92 |
| KONTIOLA, PETRI | 12 | 0 | 5 | 5 | 6 | C | 34 | 2007-09 |
| KOPECKY, TOMAS | 155 | 25 | 38 | 63 | 88 | R | 82 | 2009-10 |

| LEADERSHIP | PLAYERS | 2016-17 | OPPONENTS | TRADITION | RECORDS | PLAYOFFS | HISTORY | MINORS | NHL | MEDIA |
|------------|---------|---------|-----------|-----------|---------|----------|---------|--------|-----|-------|
|------------|---------|---------|-----------|-----------|---------|----------|---------|--------|-----|-------|

ALL-TIME ROSTER

| | NAME | GP | G | A | PTS | PIM | POS | UNIFORM NO. | YEARS |
|------------|---------------------|-----|-----|-----|-----|-----|-----|-------------|----------------|
| LEADERSHIP | KORAB, JERRY | 196 | 25 | 34 | 59 | 341 | D | 22 | 1970-73 |
| | KOROLEV, IGOR | 192 | 16 | 35 | 51 | 72 | F | 22 | 2001-04 |
| | KOROLL, CLIFF | 814 | 208 | 254 | 462 | 376 | F | 20 | 1969-80 |
| | KOSTKA, MICHAEL | 9 | 2 | 1 | 3 | 8 | D | 6 | 2013-14 |
| | KRAVCHUK, IGOR | 56 | 7 | 17 | 24 | 34 | D | 3 | 1991-93 |
| | KRIVOKRASOV, SERGEI | 225 | 42 | 41 | 83 | 146 | F | 58, 55, 25 | 1992-98 |
| | KRUGER, MARCUS | 398 | 33 | 72 | 105 | 142 | F | 16, 22 | 2011-17 |
| | KRYSKOW, DAVE | 83 | 8 | 12 | 20 | 22 | F | 14, 17 | 1972-74 |
| | KRYZNOWSKI, ED | 5 | 0 | 0 | 0 | 0 | F | 6 | 1952-53 |
| | KUCERA, FRANTISEK | 232 | 14 | 49 | 63 | 161 | D | 6 | 1990-94 |
| PLAYERS | KUKKONEN, LASSE | 64 | 5 | 10 | 15 | 34 | D | 47, 6 | 2003-07 |
| | L'ABBE, MAURICE | 5 | 0 | 1 | 1 | 0 | F | 18 | 1972-73 |
| | LACROIX, ANDRE | 51 | 4 | 7 | 11 | 6 | F | 18 | 1971-72 |
| | LADO, ANDREW | 203 | 45 | 66 | 111 | 105 | L | 16 | 2008-10, 2016 |
| | LAFLAMME, CHRISTIAN | 138 | 2 | 23 | 25 | 131 | D | 44, 3 | 1997-99 |
| | LAFRANCE, LEO | 14 | 1 | 0 | 1 | 4 | F | 14 | 1927-28 |
| | LAING, QUINTIN | 3 | 0 | 1 | 1 | 0 | F | 45 | 2003-04 |
| | LALANDE, HEC | 139 | 21 | 37 | 58 | 118 | F | 17, 19 | 1953-54, 55-58 |
| | LALIME, PATRICK | 44 | 0 | 0 | 0 | 8 | G | 40 | 2006-08 |
| | LALONDE, SHAWN | 1 | 0 | 0 | 0 | 0 | D | 42 | 2013 |
| 2016-17 | LAMOTHE, MARC | 2 | 0 | 0 | 0 | 0 | G | 31 | 1999-2000 |
| | LANG, ROBERT | 76 | 21 | 33 | 54 | 50 | C | 20 | 2007-08 |
| | LANZ, RICK | 1 | 0 | 0 | 0 | 2 | D | 42 | 1991-92 |
| | LAPOINTE, MARTIN | 216 | 30 | 32 | 62 | 251 | F | 22 | 2005-08 |
| | LAPRAIRIE, BENJAMIN | 7 | 0 | 0 | 0 | 0 | D | 3 | 1936-37 |
| | LARMER, JEFF | 45 | 9 | 13 | 22 | 20 | F | 10 | 1983-86 |
| | LARMER, STEVE | 891 | 406 | 517 | 923 | 475 | F | 28, 31 | 1980-93 |
| | LAROCHELLE, WILDOR | 70 | 11 | 11 | 22 | 14 | F | 14 | 1935-37 |
| | LAROCQUE, MICHEL | 3 | 0 | 0 | 0 | 0 | G | 30 | 2000-01 |
| | LAUER, BRAD | 13 | 0 | 1 | 1 | 6 | F | 11, 15 | 1991-93 |
| OPPONENTS | LAVARRE, MARK | 78 | 9 | 16 | 25 | 58 | F | 7, 15 | 1985-88 |
| | LEBLANC, DREW | 2 | 0 | 0 | 0 | 0 | F | 14 | 2013 |
| | LEBLANC, J.P. | 6 | 1 | 2 | 3 | 0 | F | 22 | 1968-69 |
| | LEBLANC, RAY | 1 | 0 | 0 | 0 | 0 | G | 50 | 1991-92 |
| | LECUYER, DOUG | 69 | 4 | 10 | 14 | 100 | F | 7 | 1978-81 |
| | LEDDY, NICK | 258 | 20 | 73 | 93 | 34 | D | 8 | 2010-14 |
| | LEDINGHAM, WALT | 9 | 0 | 1 | 1 | 4 | F | 24 | 1972-73 |
| | LEHMAN, HUGH | 48 | 0 | 0 | 0 | 0 | G | 1, 16 | 1926-28 |
| | LEIR, ED | 16 | 2 | 1 | 3 | 2 | F | 18 | 1949-51 |
| | LEIGHTON, MICHAEL | 43 | 0 | 2 | 2 | 2 | G | 30, 49 | 2002-04 |
| TRADITION | LEMIEUX, JOCELYN | 331 | 44 | 57 | 101 | 420 | F | 26 | 1989-94 |
| | LEPISTO, SAMI | 26 | 1 | 2 | 3 | 4 | D | 20 | 2011-12 |
| | LEROUX, JEAN-YVES | 220 | 16 | 22 | 38 | 146 | F | 37, 23 | 1997-2001 |
| | LESIEUR, ART | 2 | 0 | 0 | 0 | 0 | D | 12 | 1928-29 |
| | LESWICK, JACK | 37 | 1 | 7 | 8 | 16 | F | 9 | 1933-34 |
| | LESWICK, TONY | 70 | 11 | 11 | 22 | 71 | F | 8 | 1955-56 |
| | LEVINSKY, ALEX | 197 | 8 | 24 | 32 | 171 | D | 8 | 1934-39 |
| | LEWICKI, DANNY | 58 | 8 | 14 | 22 | 4 | F | 8 | 1958-59 |
| | LINDSAY, TED | 206 | 44 | 79 | 123 | 385 | F | 7 | 1957-60 |
| | LITZENBERGER, ED | 438 | 145 | 199 | 344 | 241 | F | 12 | 1954-61 |
| RECORDS | LOCKING, NORMAN | 48 | 2 | 6 | 8 | 26 | F | 9 | 1934-36 |
| | LOGAN, DAVE | 178 | 4 | 24 | 28 | 348 | D | 2, 4, 6, 14 | 1975-80 |
| | LOPRESTI, SAM | 74 | 0 | 0 | 0 | 0 | G | 1 | 1940-42 |
| | LOUGHLIN, CLEM | 24 | 0 | 1 | 1 | 16 | D | 2 | 1928-29 |
| | LOW, REED | 6 | 0 | 0 | 0 | 31 | R | 34 | 2006-07 |
| | LOWREY, GERRY | 48 | 8 | 3 | 11 | 32 | F | 8 | 1931-32 |
| | LUDZIK, STEVE | 413 | 46 | 92 | 138 | 327 | F | 29, 31 | 1981-89 |
| | LUMLEY, HARRY | 134 | 0 | 0 | 0 | n/a | G | 1 | 1950-52 |
| | LUNDE, LEN | 84 | 10 | 29 | 39 | 34 | F | 18 | 1962-63, 65-66 |
| | LUNDY, PAT | 61 | 9 | 9 | 18 | 9 | F | 9, 14, 18 | 1950-51 |
| PLAYOFFS | LYNN, VIC | 40 | 1 | 10 | 11 | 25 | D | 10 | 1952-54 |
| | LYSIAK, TOM | 474 | 137 | 275 | 412 | 238 | F | 12 | 1978-86 |
| | MACDONALD, CRAIG | 25 | 3 | 2 | 5 | 14 | C | 27 | 2006-07 |
| | MACKAY, DAVE | 29 | 3 | 0 | 3 | 26 | D | 4, 11 | 1940-41 |
| | MACKAY, MICKEY | 70 | 31 | 12 | 43 | 46 | F | 6 | 1926-28 |
| | MACKENZIE, BILL | 137 | 6 | 7 | 13 | 83 | D | 4, 9 | 1932-33, 37-40 |
| | MACKEY, DAVE | 46 | 2 | 5 | 7 | 149 | F | 26 | 1987-89 |
| | MACMILLAN, BOB | 36 | 5 | 7 | 12 | 12 | F | 11 | 1984-85 |
| | MACNEIL, AL | 260 | 10 | 46 | 56 | 344 | D | 19 | 1962-66 |
| | | | | | | | | | |
| HISTORY | | | | | | | | | |
| | | | | | | | | | |
| | | | | | | | | | |
| | | | | | | | | | |
| | | | | | | | | | |
| | | | | | | | | | |
| | | | | | | | | | |
| | | | | | | | | | |
| | | | | | | | | | |
| | | | | | | | | | |
| MINORS | | | | | | | | | |
| | | | | | | | | | |
| | | | | | | | | | |
| | | | | | | | | | |
| | | | | | | | | | |
| | | | | | | | | | |
| | | | | | | | | | |
| | | | | | | | | | |
| | | | | | | | | | |
| | | | | | | | | | |
| NHL | | | | | | | | | |
| | | | | | | | | | |
| | | | | | | | | | |
| | | | | | | | | | |
| | | | | | | | | | |
| | | | | | | | | | |
| | | | | | | | | | |
| | | | | | | | | | |
| | | | | | | | | | |
| | | | | | | | | | |
| MEDIA | | | | | | | | | |
| | | | | | | | | | |
| | | | | | | | | | |
| | | | | | | | | | |
| | | | | | | | | | |
| | | | | | | | | | |
| | | | | | | | | | |
| | | | | | | | | | |
| | | | | | | | | | |
| | | | | | | | | | |

| NAME | GP | G | A | PTS | PIM | POS | UNIFORM NO. | YEARS |
|----------------------|-------|-----|-----|-------|-------|-----|------------------|------------------|
| MADDEN, JOHN | 79 | 10 | 13 | 23 | 12 | C | 11 | 2009-10 |
| MAGGS, DARYL | 76 | 7 | 4 | 11 | 8 | D/F | 17, 4 | 1971-73 |
| MAGNUSON, KEITH | 589 | 14 | 125 | 139 | 1,442 | D | 3 | 1969-80 |
| MAKI, CHICO | 841 | 143 | 292 | 435 | 345 | F | 16, 18 | 1961-74, 75-76 |
| MAKI, WAYNE | 50 | 5 | 5 | 10 | 32 | F | 14 | 1967-69 |
| MALONEY, DAN | 131 | 25 | 31 | 56 | 237 | F | 19 | 1970-71, 72-73 |
| MALONEY, PHIL | 45 | 8 | 6 | 14 | 6 | F | 18 | 1958-60 |
| MANELUK, MIKE | 28 | 4 | 3 | 7 | 8 | F | 14 | 1998-99 |
| MANSON, DAVE | 431 | 45 | 110 | 155 | 1,322 | D | 3, 8, 11, 14, 22 | 1986-91, 98-2000 |
| MARCH, HAROLD "MUSH" | 759 | 153 | 230 | 383 | 540 | F | 5 | 1928-45 |
| MARCHMENT, BRYAN | 149 | 11 | 29 | 40 | 523 | D | 2 | 1991-94 |
| MARHA, JOSEF | 118 | 12 | 20 | 32 | 28 | F | 44, 11 | 1998-2001 |
| MARIUCCI, JOHNNY | 223 | 11 | 34 | 45 | 308 | D | 2, 11 | 1940-42, 45-48 |
| MARKS, JOHN | 657 | 112 | 163 | 275 | 330 | F | 11 | 1972-82 |
| MAROS, JEAN | 2 | 0 | 0 | 0 | 0 | G | 1 | 1953-54 |
| MAROTTE, GILLES | 192 | 10 | 63 | 73 | 294 | D | 2 | 1967-70 |
| MARSH, PETER | 197 | 24 | 44 | 68 | 156 | D | 17 | 1980-84 |
| MARTIN, CLARE | 31 | 1 | 2 | 3 | 8 | D | 6 | 1951-52 |
| MARTIN, FRANK | 200 | 8 | 27 | 35 | 78 | D | 4, 19, 20 | 1954-58 |
| MARTIN, PIT | 740 | 243 | 384 | 627 | 439 | F | 7 | 1967-78 |
| MASHINTER, BRANDON | 41 | 4 | 1 | 5 | 23 | L | 53 | 2015- |
| MASNICK, PAUL | 11 | 1 | 0 | 1 | 8 | F | 18 | 1954-55 |
| MASON, BOB | 41 | 0 | 2 | 2 | 0 | G | 31 | 1987-88 |
| MASON, CHARLEY | 13 | 1 | 3 | 4 | 0 | F | 14 | 1938-39 |
| MATTE, JOE | 12 | 0 | 2 | 2 | 8 | D | 11 | 1942-43 |
| MATTEAU, STEPHANE | 164 | 35 | 42 | 77 | 198 | F | 32 | 1991-94 |
| MAYERS, JAMAL | 100 | 6 | 11 | 17 | 107 | R | 22 | 2011-13 |
| MAZUR, ED | 15 | 0 | 1 | 1 | 4 | F | 19 | 1956-57 |
| MCALPINE, CHRIS | 90 | 0 | 9 | 9 | 68 | D | 39, 4 | 2000-02 |
| MCAMMOND, DEAN | 154 | 25 | 40 | 65 | 117 | F | 19, 34 | 1991-92, 99-2001 |
| MCBURNEY, JIM | 1 | 0 | 1 | 1 | 0 | F | 14 | 1952 |
| McCABE, BRYAN | 79 | 6 | 19 | 25 | 139 | D | 44 | 1999-2000 |
| McCAIG, DOUG | 171 | 3 | 12 | 15 | 138 | D | 6 | 1948-51 |
| MCALMOND, ED | 23 | 2 | 0 | 2 | 8 | F | 11 | 1927-28 |
| MCCARTHY, STEVE | 134 | 3 | 13 | 16 | 45 | D | 5 | 1999-2004 |
| MCCORMACK, JOHN | 63 | 5 | 7 | 12 | 8 | F | 17 | 1954-55 |
| McDILL, JEFF | 1 | 0 | 0 | 0 | 0 | F | 27 | 1976-77 |
| MCDONALD, AB | 265 | 73 | 107 | 180 | 61 | F | 14 | 1960-64 |
| MCDONALD, BYRON | 26 | 6 | 13 | 19 | 0 | F | 16 | 1944-45 |
| McFADDEN, JIM | 159 | 36 | 48 | 84 | 49 | F | 18 | 1951-54 |
| McFARLANE, GORDON | 2 | 0 | 0 | 0 | 0 | D | 12 | 1926-27 |
| McFADYEN, DON | 179 | 12 | 33 | 45 | 77 | F | 15 | 1932-36 |
| McGILL, BOB | 281 | 10 | 26 | 36 | 641 | D | 25 | 1987-91 |
| McGILL, RYAN | 9 | 0 | 2 | 2 | 20 | D | 45 | 1991-92 |
| McINTYRE, JACK | 231 | 52 | 39 | 91 | 100 | F | 11, 20 | 1953-58 |
| McKAY, RAY | 28 | 0 | 1 | 1 | 35 | D | 5, 17 | 1968-71 |
| McKEGNEY, IAN | 3 | 0 | 0 | 0 | 2 | D | 24 | 1976-77 |
| McKEGNEY, TONY | 9 | 0 | 1 | 1 | 4 | F | 11 | 1990-91 |
| MCKENZIE, JOHN | 128 | 20 | 23 | 43 | 118 | F | 18, 21 | 1958-59, 63-65 |
| MCKINNON, ALEX | 44 | 1 | 1 | 2 | 56 | F | 6 | 1928-29 |
| McLEAN, BRETT | 78 | 11 | 20 | 31 | 54 | F | 53 | 2002-04 |
| McMAHON, MIKE | 20 | 0 | 8 | 8 | 6 | D | 4 | 1968-69 |
| McMURCHY, TOM | 46 | 4 | 3 | 7 | 57 | F | 22, 23 | 1983-86 |
| McNEILL, MARK | 1 | 0 | 0 | 0 | 0 | R | 41 | 2016- |
| McNEILL, MIKE | 23 | 2 | 2 | 4 | 6 | F | 41 | 1990-91 |
| McRAE, BASIL | 8 | 0 | 0 | 0 | 12 | F | 17 | 1996-97 |
| McVEIGH, CHARLES | 86 | 18 | 11 | 29 | 33 | F | 7 | 1926-28 |
| MELNYK, GERRY | 63 | 5 | 16 | 21 | 6 | F | 12 | 1961-62, 64-65 |
| MELOCHE, GILLES | 2 | 0 | 0 | 0 | 0 | G | 30 | 1970-71 |
| MENARD, HILLARY | 1 | 0 | 0 | 0 | 0 | D | 6 | 1953-54 |
| MENARD, HOWIE | 19 | 2 | 3 | 5 | 8 | F | 19 | 1969-70 |
| MICHALUK, ART | 5 | 0 | 0 | 0 | 0 | D | 4, 20 | 1947-48 |
| MICHALUK, JOHN | 1 | 0 | 0 | 0 | 0 | F | 17 | 1950-51 |
| MICKY, LARRY | 1 | 0 | 0 | 0 | 0 | F | 6 | 1964-65 |
| MICKOSKI, NICK | 220 | 50 | 65 | 115 | 138 | F | 9 | 1954-58 |
| MIKITA, STAN | 1,394 | 541 | 926 | 1,467 | 1,270 | F | 21 | 1958-80 |
| MILLEN, GREG | 13 | 0 | 1 | 1 | 0 | G | 29 | 1989-91 |
| MILLER, EARL | 94 | 16 | 11 | 27 | 114 | F | 9, 15 | 1927-32 |
| MILLER, JACK | 17 | 0 | 0 | 0 | 4 | F | 11, 14 | 1949-51 |

LEADERSHIP

PLAYERS

2016-17

OPPONENTS

TRADITION

RECORDS

PLAYOFFS

HISTORY

MINORS

NHL

MEDIA

ALL-TIME ROSTER

| | NAME | GP | G | A | PTS | PIM | POS | UNIFORM NO. | YEARS |
|------------|---------------------|------|-----|-----|-----|------|-----|----------------|------------------|
| LEADERSHIP | MILLER, KEVIN | 106 | 18 | 24 | 42 | 49 | F | 16, 17 | 1996-98 |
| | MILLER, KIP | 10 | 1 | 4 | 5 | 2 | F | 14, 23 | 1995-96 |
| | MILLS, BRAD | 3 | 0 | 0 | 0 | 0 | C | 51 | 2013 |
| | MILLS, CRAIG | 27 | 0 | 3 | 3 | 36 | F | 46, 39, 22 | 1997-99 |
| | MIRONOV, BORIS | 220 | 21 | 69 | 90 | 231 | D | 3, 2 | 1999-2003 |
| | MISZUK, JOHN | 5 | 1 | 1 | 2 | 2 | D | 4, 10 | 1965-67 |
| | MITCHELL, RED | 83 | 4 | 5 | 9 | 67 | D | 8, 20 | 1941-43, 44-45 |
| | MOEN, TRAVIS | 82 | 4 | 2 | 6 | 142 | F | 59 | 2003-04 |
| | MOHNS, DOUG | 415 | 116 | 163 | 279 | 367 | D/F | 2, 11 | 1964-71 |
| | MONTADOR, STEVE | 52 | 5 | 9 | 14 | 45 | D | 5 | 2011-12 |
| PLAYERS | MORAN, AMBY | 23 | 1 | 1 | 2 | 14 | D | 12 | 1927-28 |
| | MORE, JAY | 17 | 0 | 2 | 2 | 8 | D | 4 | 1997-98 |
| | MOREAU, ETHAN | 210 | 33 | 32 | 65 | 284 | F | 40, 23, 19, 17 | 1996-99 |
| | MORENZ, HOWIE | 71 | 12 | 37 | 49 | 41 | F | 3 | 1934-36 |
| | MORGAN, JASON | 7 | 1 | 1 | 2 | 6 | F | 38 | 2005-06 |
| | MORIN, JEREMY | 54 | 8 | 8 | 16 | 56 | F | 27, 11 | 2010-14 |
| | MORRISON, BRENDAN | 11 | 0 | 0 | 0 | 6 | F | 17 | 2011-12 |
| | MORRISON, DON | 59 | 8 | 12 | 20 | 6 | F | 5 | 1950-51 |
| | MORTSON, GUS | 390 | 25 | 80 | 105 | 649 | D | 2 | 1952-58 |
| | MOSDELL, KEN | 25 | 2 | 4 | 6 | 10 | F | 18 | 1956-57 |
| 2016-17 | MOSIENKO, BILL | 711 | 258 | 282 | 540 | 121 | F | 8, 10 | 1941-55 |
| | MOTTE, TYLER | 33 | 4 | 3 | 7 | 14 | F | 64 | 2016-17 |
| | MUIR, BRYAN | 64 | 3 | 7 | 10 | 63 | D | 37, 45 | 1998-99 |
| | MULVEY, GRANT | 574 | 148 | 133 | 281 | 797 | F | 22 | 1974-83 |
| | MUNI, CRAIG | 18 | 0 | 4 | 4 | 12 | D | 3 | 1992-94 |
| | MUNRO, ADAM | 17 | 0 | 1 | 1 | 2 | G | 30 | 2003-06 |
| | MURPHY, JOE | 210 | 83 | 96 | 179 | 304 | F | 17 | 1992-96 |
| | MURPHY, RON | 459 | 105 | 127 | 232 | 233 | F | 10 | 1957-64 |
| | MURRAY, BOB | 1008 | 132 | 382 | 514 | 873 | D | 6 | 1975-90 |
| | MURRAY, CHRIS | 4 | 0 | 0 | 0 | 14 | F | 15 | 1998-99 |
| OPPONENTS | MURRAY, TROY | 688 | 197 | 291 | 488 | 707 | F | 19 | 1981-91, 92-94 |
| | NABOKOV, DMITRI | 25 | 7 | 4 | 11 | 10 | F | 46 | 1997-98 |
| | NASREDDINE, ALAIN | 7 | 0 | 0 | 0 | 19 | D | 32 | 1998-99 |
| | NATRASS, RALPH | 223 | 18 | 38 | 56 | 308 | D | 5, 17 | 1946-50 |
| | NESTERENKO, ERIC | 1013 | 207 | 288 | 495 | 1012 | F | 15 | 1956-72 |
| | NICHOL, SCOTT | 75 | 7 | 11 | 18 | 145 | F | 12 | 2003-04 |
| | NICHOLLS, BERNIE | 107 | 41 | 70 | 111 | 92 | F | 92 | 1994-96 |
| | NICHOLSON, HICKEY | 2 | 1 | 0 | 1 | 0 | F | 14 | 1937-38 |
| | NICKULAS, ERIC | 21 | 1 | 1 | 2 | 8 | F | 20 | 2003-04 |
| | NIEMI, ANTTI | 42 | 0 | 1 | 1 | 0 | G | 31 | 2009-10 |
| TRADITION | NIEMINEN, VILLE | 60 | 2 | 11 | 13 | 40 | F | 20 | 2003-04 |
| | NIKOLUSHIN, ANDREI | 60 | 6 | 15 | 21 | 26 | F | 11 | 2002-03 |
| | NOONAN, BRIAN | 329 | 63 | 85 | 148 | 300 | F | 10 | 1987-94 |
| | NORDQVIST, JONAS | 3 | 0 | 2 | 2 | 2 | F | 32 | 2006-07 |
| | NORDSTROM, JOAKIM | 54 | 1 | 5 | 6 | 6 | F | 42 | 2013-15 |
| | NORRIS, JACK | 10 | 0 | 0 | 0 | 0 | G | 30 | 1967-69 |
| | NORTHCOTT, LAWRENCE | 46 | 5 | 7 | 12 | 9 | F | 11 | 1938-39 |
| | NYLANDER, MICHAEL | 239 | 63 | 117 | 180 | 112 | F | 37, 92 | 1999-03 |
| | NYLUND, GARY | 179 | 14 | 37 | 51 | 461 | D | 22 | 1986-89 |
| | O'CALLAHAN, JACK | 303 | 15 | 64 | 79 | 393 | D | 5 | 1982-87 |
| RECORDS | O'CONNELL, MIKE | 166 | 18 | 61 | 79 | 106 | D | 14 | 1977-81 |
| | ODELEIN, LYLE | 77 | 7 | 6 | 13 | 80 | D | 7 | 2002-03 |
| | O'DONNELL, SEAN | 51 | 0 | 7 | 7 | 23 | D | 6 | 2011-12 |
| | ODUYA, JOHNNY | 234 | 10 | 35 | 45 | 82 | D | 27 | 2012-15, 2017 |
| | O'SHEA, DANNY | 66 | 10 | 16 | 26 | 38 | F | 11 | 1970-72 |
| | OLGIVIE, BRIAN | 12 | 1 | 2 | 3 | 4 | F | 18 | 1972-73 |
| | OLCZYK, ED | 322 | 77 | 132 | 209 | 274 | F | 16 | 1984-87, 98-2000 |
| | OLESZ, ROSTISLAV | 6 | 0 | 0 | 0 | 6 | F | 85 | 2011 |
| | OLMSTEAD, BERT | 94 | 22 | 32 | 54 | 44 | F | 14, 19 | 1948-51 |
| | OLSEN, DYLAN | 28 | 0 | 1 | 1 | 6 | D | 34 | 2012 |
| PLAYOFFS | ORBAN, BILL | 84 | 7 | 8 | 15 | 50 | F | 6 | 1967-69 |
| | ORR, BOBBY | 26 | 6 | 21 | 27 | 29 | D | 4 | 1976-77, 78-79 |
| | OUELLETTE, EDDIE | 43 | 3 | 2 | 5 | 11 | F | 16 | 1935-36 |
| | PAHLSSON, SAMUEL | 13 | 2 | 1 | 3 | 2 | F | 26 | 2009 |
| | PALANGIO, PETE | 49 | 10 | 10 | 20 | 20 | F | 18 | 1936-38 |
| | PALLOTIA, MICHAEL | 1 | 0 | 1 | 1 | 0 | D | 47 | 2015 |
| | PALMER, ROB | 16 | 0 | 3 | 3 | 2 | F | 14 | 1973-76 |
| | PANARIN, ARTEMI | 162 | 61 | 90 | 151 | 53 | L | 72 | 2015-17 |
| | PANG, DARREN | 81 | 0 | 9 | 9 | 6 | G | 34, 40 | 1984-85, 87-89 |
| | | | | | | | | | |
| HISTORY | | | | | | | | | |
| | | | | | | | | | |
| | | | | | | | | | |
| | | | | | | | | | |
| | | | | | | | | | |
| | | | | | | | | | |
| | | | | | | | | | |
| | | | | | | | | | |
| | | | | | | | | | |
| | | | | | | | | | |
| MINORS | | | | | | | | | |
| | | | | | | | | | |
| | | | | | | | | | |
| | | | | | | | | | |
| | | | | | | | | | |
| | | | | | | | | | |
| | | | | | | | | | |
| | | | | | | | | | |
| | | | | | | | | | |
| | | | | | | | | | |
| NHL | | | | | | | | | |
| | | | | | | | | | |
| | | | | | | | | | |
| | | | | | | | | | |
| | | | | | | | | | |
| | | | | | | | | | |
| | | | | | | | | | |
| | | | | | | | | | |
| | | | | | | | | | |
| | | | | | | | | | |
| MEDIA | | | | | | | | | |
| | | | | | | | | | |
| | | | | | | | | | |
| | | | | | | | | | |
| | | | | | | | | | |
| | | | | | | | | | |
| | | | | | | | | | |
| | | | | | | | | | |
| | | | | | | | | | |
| | | | | | | | | | |

| NAME | GP | G | A | PTS | PIM | POS | UNIFORM NO. | YEARS |
|-----------------------|------------|-----------|-----------|-----------|-----------|----------|-------------|----------------|
| PANIK, RICHARD | 112 | 28 | 24 | 52 | 64 | L | 14 | 2016- |
| PAPIKE, JOE | 20 | 3 | 3 | 6 | 4 | F | 11, 14 | 1940-42, 44-45 |
| PAPPIN, JIM | 488 | 216 | 228 | 444 | 447 | F | 8 | 1968-75 |
| PARENTEAU, PIERRE | 5 | 0 | 1 | 1 | 2 | F | 58 | 2006-07 |
| PASSMORE, STEVE | 73 | 0 | 1 | 1 | 19 | G | 29, 37 | 1999-00, 01-04 |
| PATERSON, RICK | 430 | 50 | 43 | 93 | 136 | F | 8, 26, 27 | 1979-87 |
| PAYNTER, KENT | 3 | 0 | 0 | 0 | 4 | D | 7, 33, 38 | 1987-89 |
| PELENSKY, PERRY | 4 | 0 | 0 | 0 | 5 | F | 34 | 1983-84 |
| PELLETIER, MARCEL | 6 | 0 | 0 | 0 | 0 | G | 1 | 1950-51 |
| PELLETIER, PASCAL | 7 | 0 | 0 | 0 | 0 | F | 27 | 2008-09 |
| PELUSO, MIKE | 118 | 12 | 4 | 16 | 743 | F/D | 26, 44 | 1989-92 |
| PELUSO, MIKE | 37 | 4 | 2 | 6 | 19 | F | 17 | 2001-02 |
| PERREAU, YANIC | 53 | 9 | 5 | 14 | 24 | F | 94 | 2007-08 |
| PETERS, JIM | 186 | 43 | 46 | 89 | 55 | F | 7, 14, 15 | 1951-54 |
| PHILLIPOFF, HAROLD | 23 | 0 | 4 | 4 | 26 | F | 19 | 1978-80 |
| PILOTE, PIERRE | 821 | 77 | 400 | 477 | 1211 | D | 3, 21, 22 | 1955-68 |
| PINDER, GERRY | 149 | 32 | 38 | 70 | 76 | F | 18 | 1969-71 |
| PIRRI, BRANDON | 35 | 6 | 7 | 13 | 6 | F | 37 | 2010-13 |
| PISANI, FERNANDO | 60 | 7 | 9 | 16 | 10 | F | 15 | 2010-11 |
| PLANTE, DEREK | 17 | 1 | 1 | 2 | 2 | F | 12 | 1999-2000 |
| PLANTE, PIERRE | 77 | 10 | 18 | 28 | 59 | F | 15 | 1977-78 |
| PLAYFAIR, JIM | 19 | 1 | 3 | 4 | 49 | D | 20, 37, 39 | 1987-89 |
| POAPST, STEVE | 220 | 7 | 23 | 30 | 118 | D | 42, 8 | 2000-04 |
| POETA, TONY | 1 | 0 | 0 | 0 | 0 | F | 34 | 1951-52 |
| POILE, BUD | 58 | 23 | 29 | 52 | 19 | F | 11, 19 | 1947-49 |
| PORTLAND, JACK | 26 | 1 | 4 | 5 | 26 | D | 11 | 1939-41 |
| POSA, VICTOR | 2 | 0 | 0 | 0 | 2 | F | 34 | 1985-86 |
| POTULNY, RYAN | 3 | 0 | 0 | 0 | 0 | F | 21 | 2010-11 |
| POULIN, PATRICK | 141 | 34 | 36 | 70 | 109 | F | 44 | 1993-96 |
| POWELL, RAY | 31 | 7 | 15 | 22 | 2 | F | 12, 18 | 1950-51 |
| POWIS, GEOFFREY | 2 | 0 | 0 | 0 | 0 | F | 5 | 1967-68 |
| POWIS, LYNN | 57 | 8 | 13 | 21 | 6 | F | 12 | 1973-74 |
| PRESLEY, WAYNE | 355 | 93 | 93 | 186 | 495 | F | 17 | 1984-91 |
| PRESTON, RICH | 429 | 96 | 127 | 223 | 257 | F | 11, 16 | 1979-84, 86-87 |
| PRICE, JACK | 57 | 4 | 6 | 10 | 24 | D | 9, 19 | 1951-54 |
| PROBERT, BOB | 461 | 49 | 76 | 125 | 1,210 | F | 24 | 1995-2002 |
| PROKOPEC, MIKE | 15 | 0 | 0 | 0 | 11 | F | 23 | 1995-97 |
| PRYSTAI, METRO | 242 | 60 | 56 | 116 | 111 | F | 4, 6, 17 | 1947-50, 54-56 |
| PURPUR, CLIFF | 119 | 24 | 33 | 57 | 38 | F | 3, 4 | 1941-45 |
| QUACKENBUSH, MAX | 14 | 0 | 1 | 1 | 4 | D | 19, 20 | 1951-52 |
| QUINT, DERON | 51 | 4 | 7 | 11 | 18 | D | 2 | 2003-04 |
| QUINTAL, STEPHANE | 72 | 1 | 18 | 19 | 60 | D | 4 | 2000-01 |
| RAANTA, ANTTI | 39 | 0 | 1 | 1 | 0 | G | 31 | 2013-15 |
| RADULOV, IGOR | 45 | 9 | 7 | 16 | 22 | F | 50 | 2002-04 |
| RAGLAN, CLARENCE | 67 | 1 | 8 | 9 | 38 | D | 3, 6, 19 | 1951-53 |
| RAMSAY, LES | 11 | 2 | 2 | 4 | 2 | F | 15 | 1944-45 |
| RASMUSSEN, DENNIS | 112 | 8 | 9 | 17 | 16 | C | 70 | 2015-17 |
| RAVLICH, MATT | 245 | 5 | 47 | 52 | 254 | D | 5 | 1964-69 |
| REDMOND, DICK | 341 | 71 | 156 | 227 | 218 | D | 15 | 1972-77 |
| REEKIE, JOE | 17 | 0 | 2 | 2 | 28 | D | 23 | 2001-02 |
| REGIN, PETER | 21 | 2 | 3 | 5 | 2 | F | 12 | 2014-15 |
| REIBEL, EARL | 40 | 4 | 12 | 16 | 6 | F | 9 | 1957-58 |
| REID, TOM | 86 | 0 | 7 | 7 | 37 | D | 4 | 1967-69 |
| REISE, LEO, Jr. | 23 | 0 | 0 | 0 | 19 | D | 8 | 1945-47 |
| RHEAUME, PASCAL | 19 | 0 | 2 | 2 | 4 | F | 15 | 2001-02 |
| RIBBLE, PAT | 35 | 2 | 5 | 7 | 22 | D | 5 | 1978-80 |
| RICHARDS, BRAD | 76 | 12 | 25 | 37 | 12 | F | 91 | 2014-15 |
| RICHARDSON, DAVE | 3 | 0 | 0 | 0 | 2 | F | 6 | 1965-66 |
| RICHMOND, DANNY | 39 | 0 | 2 | 2 | 68 | D | 44 | 2005-08 |
| RILEY, JIM | 3 | 0 | 0 | 0 | 0 | D/F | 14 | 1926-27 |
| RIPLEY, VIC | 174 | 41 | 24 | 64 | 126 | F | 4 | 1928-33 |
| ROBERTS, MOE | 1 | 0 | 0 | 0 | 0 | G | 1 | 1951-52 |
| ROBIDAS, STEPHANE | 45 | 2 | 10 | 12 | 33 | D | 17 | 2003-04 |
| ROBIDOUX, FLORENT | 52 | 7 | 4 | 11 | 75 | F | 19, 22, 25 | 1980-82, 83-84 |
| ROBINSON, DOUG | 40 | 2 | 9 | 11 | 8 | F | 5, 14 | 1964-65 |
| ROBINSON, EARL | 48 | 9 | 6 | 15 | 13 | F | 10 | 1938-39 |
| RODDEN, EDDIE | 27 | 3 | 4 | 7 | 6 | F | 8 | 1926-28 |
| ROENICK, JEREMY | 524 | 267 | 329 | 596 | 570 | F | 51, 27 | 1988-96 |
| ROLLINS, AL | 308 | 0 | 1 | 1 | 39 | G | 1 | 1952-57 |

| LEADERSHIP | PLAYERS | 2016-17 | OPPONENTS | TRADITION | RECORDS | PLAYOFFS | HISTORY | MINORS | NHL | MEDIA |
|------------|---------|---------|-----------|-----------|---------|----------|---------|--------|-----|-------|
|------------|---------|---------|-----------|-----------|---------|----------|---------|--------|-----|-------|

ALL-TIME ROSTER

| LEADERSHIP | PLAYERS | 2016-17 | OPPONENTS | TRADITION | RECORDS | PLAYOFFS | HISTORY | MINORS | NHL | MEDIA |
|------------|---------|---------|-----------|-----------|---------|----------|---------|--------|-----|-------|
|------------|---------|---------|-----------|-----------|---------|----------|---------|--------|-----|-------|

| NAME | GP | G | A | PTS | PIM | POS | UNIFORM NO. | YEARS |
|-------------------------|------------|------------|------------|------------|------------|----------|---------------|-----------------------|
| ROMANCHYCH, LARRY | 10 | 0 | 2 | 2 | 2 | F | 28 | 1970-71 |
| ROMNES, ELWYN "DOC" | 309 | 60 | 120 | 180 | 40 | F | 12, 17, 19 | 1930-39 |
| ROTA, DARCY | 448 | 117 | 110 | 227 | 450 | F | 18 | 1973-79 |
| ROYER, REMI | 18 | 0 | 0 | 0 | 67 | D | 6 | 1998-99 |
| ROZSIVAL, MICHAL | 207 | 4 | 45 | 49 | 115 | D | 32 | 2013- |
| RUCINSKI, MIKE | 1 | 0 | 0 | 0 | 0 | F | 36 | 1988-89 |
| RUNDBLAD, DAVID | 63 | 3 | 13 | 16 | 18 | D | 5 | 2014-16 |
| RUSKOWSKI, TERRY | 211 | 30 | 138 | 168 | 609 | F | 8 | 1979-83 |
| RUSSELL, CAM | 361 | 8 | 19 | 27 | 788 | D | 52, 8 | 1989-98 |
| RUSSELL, PHIL | 504 | 53 | 176 | 229 | 1,288 | D | 5 | 1972-79 |
| RUUTU, TUOMO | 228 | 48 | 60 | 108 | 259 | F | 15 | 2003-08 |
| RUUTU, CHRISTIAN | 158 | 28 | 62 | 90 | 208 | F | 22 | 1992-95 |
| RYCHEL, WARREN | 2 | 0 | 0 | 0 | 17 | F | 23, 42 | 1988-89, 90-91 |
| SAAD, BRANDON | 208 | 52 | 74 | 126 | 44 | F | 43, 20 | 2011-15, 2017- |
| SALMELAINEN, TONY | 57 | 6 | 11 | 17 | 26 | L | 8 | 2006-07 |
| SAMSONOV, SERGEI | 23 | 0 | 4 | 4 | 6 | F | 14 | 2007-08 |
| SANDFORD, ED | 56 | 12 | 9 | 15 | 56 | F | 10 | 1955-56 |
| SANIPASS, EVERETT | 126 | 17 | 26 | 43 | 309 | F | 7 | 1986-90 |
| SASAKAMOOSSE, FRED | 11 | 0 | 0 | 0 | 6 | F | 21 | 1953-54 |
| SAUVE, BOB | 84 | 0 | 5 | 5 | 33 | G | 31, 40 | 1985-87 |
| SAVARD, DENIS | 881 | 377 | 719 | 1,096 | 1,005 | F | 18 | 1980-90, 95-97 |
| SAVARD, JEAN | 42 | 7 | 12 | 19 | 29 | F | 27 | 1977-79 |
| SCEVIOUR, DARIN | 1 | 0 | 0 | 0 | 0 | F | 32 | 1986-87 |
| SCHAEFFER, PAUL | 5 | 0 | 0 | 0 | 6 | D | 15 | 1936-37 |
| SCHMALTZ, NICK | 61 | 6 | 22 | 28 | 6 | F | 8 | 2016- |
| SCHMAUTZ, BOBBY | 76 | 12 | 9 | 21 | 43 | F | 19 | 1967-69 |
| SCUSIZZI, ENIO | 14 | 0 | 2 | 2 | 0 | F | 14 | 1952-53 |
| SCOTT, JOHN | 69 | 0 | 2 | 2 | 120 | D/F | 32 | 2010-12 |
| SCUDERI, ROB | 17 | 0 | 0 | 0 | 0 | D | 47 | 2015-16 |
| SEABROOK, BRENT | 923 | 88 | 318 | 406 | 574 | D | 7 | 2005- |
| SECORD, AL | 466 | 213 | 160 | 373 | 1,426 | F | 14, 20 | 1980-87, 89-90 |
| SEDLBAUER, RON | 84 | 25 | 13 | 38 | 26 | F | 19 | 1979-81 |
| SEIBERT, EARL | 410 | 57 | 134 | 191 | 400 | D | 17 | 1935-45 |
| SEKAC, JIRI | 6 | 0 | 1 | 1 | 2 | L | 34 | 2015-16 |
| SHANTZ, JEFF | 312 | 36 | 80 | 116 | 155 | F | 11 | 1993-98 |
| SHARP, PATRICK | 679 | 239 | 272 | 511 | 397 | F | 10 | 2005-15, 2017- |
| SHARPLEY, GLEN | 71 | 19 | 23 | 42 | 23 | F | 7 | 1980-82 |
| SHAW, ANDREW | 322 | 70 | 67 | 137 | 300 | F | 65 | 2012-16 |
| SHEA, PAT | 10 | 0 | 1 | 1 | 0 | D | 10 | 1931-32 |
| SHEEHAN, BOBBY | 78 | 11 | 20 | 31 | 18 | F | 27 | 1975-76 |
| SHELTON, DOUG | 5 | 0 | 1 | 1 | 2 | F | 19 | 1967-68 |
| SHEPPARD, JOHN | 41 | 3 | 4 | 7 | 4 | F | 4 | 1933-34 |
| SHILL, JACK | 48 | 6 | 7 | 13 | 12 | D | 3 | 1937-39 |
| SHMYR, PAUL | 84 | 2 | 16 | 18 | 75 | D | 3, 4, 23, 24 | 1968-71 |
| SIMON, CHRIS | 61 | 12 | 6 | 18 | 125 | F | 17 | 2002-03 |
| SIMON, JOHN | 27 | 0 | 0 | 0 | 14 | D | 17 | 1944-45 |
| SIMPSON, KENT | 1 | 0 | 0 | 0 | 0 | G | 40 | 2013 |
| SIMPSON, REID | 91 | 8 | 6 | 14 | 247 | F | 33 | 1997-99 |
| SIMPSON, TODD | 45 | 0 | 3 | 3 | 116 | D | 27 | 2005-06 |
| SKALDE, JARROD | 7 | 0 | 1 | 1 | 4 | F | 16 | 1997-98 |
| SKILLE, JACK | 79 | 12 | 13 | 25 | 30 | R | 11, 20 | 2007-11 |
| SKORODENSKI, WARREN | 32 | 0 | 0 | 0 | 2 | G | 1 | 1981-82, 84-87 |
| SKOV, GLEN | 346 | 44 | 75 | 119 | 150 | F | 14 | 1955-60 |
| SLEAVER, JOHN | 13 | 1 | 0 | 1 | 4 | F | 15 | 1953-54, 56-57 |
| SLOAN, TOD | 195 | 58 | 78 | 136 | 189 | F | 9 | 1958-61 |
| SMITH, BEN | 156 | 23 | 16 | 39 | 4 | F | 57, 28 | 2010-15 |
| SMITH, CLINT | 202 | 81 | 121 | 202 | 12 | F | 2, 3 | 1943-47 |
| SMITH, DES | 26 | 1 | 4 | 5 | 27 | D | 11 | 1939-40 |
| SMITH, GARY | 51 | 0 | 0 | 0 | 5 | G | 1 | 1971-73 |
| SMITH, GLEN | 2 | 0 | 0 | 0 | 0 | F | 1 | 1950-51 |
| SMITH, STEVE | 317 | 25 | 111 | 136 | 920 | D | 3, 5 | 1991-97 |
| SMITH, WAYNE | 2 | 1 | 1 | 2 | 2 | D | 5 | 1966-67 |
| SMOLENAK, RADEK | 1 | 0 | 0 | 0 | 5 | L | 52 | 2010 |
| SMOLINSKI, BRYAN | 62 | 14 | 23 | 37 | 29 | C | 11 | 2006-07 |
| SMYTH, GREG | 60 | 0 | 3 | 3 | 141 | D | 3 | 1993-95 |
| SOLHEIM, KEN | 5 | 2 | 0 | 2 | 0 | F | 5 | 1980-81 |
| SOMERS, ART | 77 | 14 | 19 | 33 | 111 | F | 6 | 1929-31 |
| SOPEL, BRENT | 154 | 3 | 27 | 30 | 70 | D | 5 | 2007-10 |
| SOUCY, CHRISTIAN | 1 | 0 | 0 | 0 | 0 | G | 50 | 1993-94 |
| SPACEK, JAROSLAV | 155 | 15 | 45 | 60 | 121 | D | 3, 6 | 2000-02, 05-06 |

| NAME | GP | G | A | PTS | PIM | POS | UNIFORM NO. | YEARS |
|--------------------------|------------|------------|------------|------------|------------|----------|-------------|------------------|
| ST. LAURENT, DOLLARD | 270 | 10 | 51 | 61 | 190 | D | 19 | 1958-62 |
| ST. PIERRE, MARTIN | 21 | 1 | 3 | 4 | 8 | F | 47 | 2005-08 |
| STALBERG, VIKTOR | 203 | 43 | 47 | 90 | 102 | R | 25 | 2010-13 |
| STANFIELD, FRED | 107 | 10 | 12 | 22 | 14 | F | 6, 18 | 1964-67 |
| STANLEY, ALLAN | 111 | 14 | 27 | 41 | 92 | D | 4 | 1954-56 |
| STANLEY, BARNEY | 1 | 0 | 0 | 0 | 0 | F | 14 | 1927-28 |
| STANTON, RYAN | 1 | 0 | 0 | 0 | 2 | D | 55 | 2015 |
| STAPLETON, MIKE | 125 | 9 | 21 | 30 | 82 | F | 12, 15, 16 | 1986-89, 90-92 |
| STAPLETON, PAT | 545 | 41 | 286 | 327 | 301 | D | 12 | 1965-73 |
| STASIUK, VIC | 38 | 6 | 4 | 10 | 8 | F | 17, 18 | 1949-51 |
| STEVENSON, DOUG | 4 | 0 | 0 | 0 | 0 | G | 1 | 1944-46 |
| STEWART, GAYE | 178 | 70 | 66 | 136 | 172 | F | 10, 15 | 1947-50 |
| STEWART, JACK | 63 | 1 | 5 | 6 | 61 | D | 2 | 1950-52 |
| STEWART, KARL | 37 | 2 | 3 | 5 | 43 | L | 57 | 2006-07 |
| STEWART, KEN | 6 | 1 | 1 | 2 | 0 | D | 10 | 1941-42 |
| STRATTON, ART | 2 | 0 | 0 | 0 | 0 | F | 10 | 1965-66 |
| STRUDWICK, JASON | 102 | 3 | 6 | 9 | 160 | F/D | 34 | 2002-04 |
| SULLIVAN, FRANK | 2 | 0 | 0 | 0 | 0 | D | — | 1954-56 |
| SULLIVAN, RED | 133 | 33 | 68 | 101 | 109 | F | 7, 8, 21 | 1954-56 |
| SULLIVAN, STEVE | 370 | 118 | 185 | 303 | 251 | F | 15, 26 | 1999-2004 |
| SUOMI, AL | 5 | 0 | 0 | 0 | 0 | F | 14 | 1936-37 |
| SUTER, GARY | 301 | 53 | 126 | 179 | 284 | D | 6, 20 | 1993-98 |
| SUTTER, BRENT | 417 | 76 | 143 | 219 | 293 | F | 12 | 1991-98 |
| SUTTER, DARRYL | 406 | 161 | 118 | 279 | 286 | F | 27 | 1979-87 |
| SUTTER, DUANE | 184 | 18 | 32 | 50 | 440 | F | 12, 16 | 1987-90 |
| SUTTER, RICH | 98 | 12 | 14 | 26 | 136 | F | 15 | 1993-95 |
| SVEDEBERG, VIKTOR | 27 | 2 | 2 | 4 | 4 | D | 43 | 2015- |
| SYKORA, MICHAL | 56 | 2 | 12 | 14 | 22 | D | 6 | 1997-98 |
| TAFFE, JEFF | 1 | 0 | 0 | 0 | 0 | C | 23 | 2010 |
| TALLAS, ROBBIE | 12 | 0 | 0 | 0 | 0 | G | 32 | 2000-01 |
| TALLON, DALE | 325 | 44 | 112 | 156 | 296 | D | 19 | 1973-78 |
| TANTI, TONY | 3 | 1 | 0 | 1 | 0 | F | 8, 11 | 1981-83 |
| TAYLOR, HARRY | 15 | 1 | 1 | 2 | 0 | D | 9, 15 | 1951-52 |
| TAYLOR, RALPH | 80 | 2 | 1 | 3 | 142 | D | 12 | 1927-30 |
| TEPPER, STEPHEN | 1 | 0 | 0 | 0 | 0 | F | 68 | 1992-93 |
| TERAVAINEN, TEUVO | 115 | 17 | 27 | 44 | 22 | C | 86 | 2014-16 |
| TERBENCHE, PAUL | 68 | 3 | 7 | 10 | 8 | D | 18 | 1967-68 |
| TERRERI, CHRIS | 28 | 0 | 1 | 1 | 2 | G | 40 | 1997-98 |
| THIBAUT, JOCELYN | 321 | 0 | 4 | 4 | 12 | G | 41 | 1998-2004 |
| THOMAS, CY | 6 | 1 | 0 | 1 | 8 | F | 15 | 1947-48 |
| THOMAS, STEVE | 334 | 110 | 120 | 230 | 423 | F | 32 | 1987-92, 2001-03 |
| THOMPSON, PAUL | 365 | 118 | 146 | 264 | 196 | F | 6 | 1931-39 |
| THOMS, BILL | 253 | 63 | 112 | 175 | 59 | F | 12 | 1938-45 |
| THOMSON, JIM | 70 | 4 | 7 | 11 | 75 | D | 5 | 1957-58 |
| THORNTON, SHAWN | 31 | 2 | 1 | 3 | 70 | F | 49, 33, 29 | 2002-06 |
| TICHY, MILAN | 13 | 0 | 1 | 1 | 30 | D | 43 | 1992-93 |
| TIKHONOV, VIKTOR | 11 | 0 | 0 | 0 | 6 | R | 14 | 2015 |
| TIMGREN, RAY | 14 | 1 | 1 | 2 | 2 | F | 16, 19 | 1954-55 |
| TIMONEN, KIMMO | 16 | 0 | 0 | 0 | 2 | D | 44 | 2015 |
| TODD, KEVIN | 35 | 5 | 6 | 11 | 16 | F | 14 | 1993-94 |
| TOEWS, JONATHAN | 717 | 272 | 350 | 622 | 390 | C | 19 | 2007- |
| TONELLI, JOHN | 33 | 1 | 7 | 8 | 37 | F | 72 | 1991-92 |
| TOOTOO, JORDIN | 50 | 2 | 1 | 3 | 28 | F | 22 | 2016- |
| TOPPAZZINI, JERRY | 83 | 11 | 19 | 30 | 75 | F | 19 | 1953-55 |
| TOPPAZZINI, ZELLILO | 7 | 0 | 0 | 0 | 0 | F | 15 | 1956-57 |
| TORKKI, JARI | 4 | 1 | 0 | 1 | 0 | F | 44 | 1988-89 |
| TOUPIN, JAQUES | 8 | 1 | 2 | 3 | 0 | F | 9 | 1943-44 |
| TOWNSEND, ART | 5 | 0 | 0 | 0 | 0 | D | 11 | 1926-27 |
| TRAPP, BOB | 82 | 4 | 4 | 8 | 131 | D | 2 | 1926-28 |
| TRAUB, PERCY | 42 | 0 | 2 | 2 | 83 | D | — | 1926-27 |
| TREFLOV, ANDREI | 7 | 0 | 0 | 0 | 0 | G | 45, 29 | 1997-98 |
| TRIMPER, TIM | 30 | 6 | 10 | 16 | 10 | F | 28, 38 | 1979-80 |
| TRUDEL, LOUIS | 215 | 28 | 45 | 73 | 94 | F | 11, 16 | 1933-38 |
| TURKO, MARTY | 29 | 0 | 0 | 0 | 6 | G | 30 | 2010-11 |
| TURNER, BOB | 139 | 11 | 5 | 16 | 72 | D | 2 | 1961-63 |
| TUTEN, AUDLEY | 39 | 4 | 8 | 12 | 48 | D | 2 | 1941-43 |
| UBRIACO, GENE | 22 | 1 | 1 | 2 | 2 | F | 19 | 1969-70 |
| ULANOV, IGOR | 53 | 1 | 8 | 9 | 92 | D | 6, 45 | 1995-96 |
| UNDERHILL, MATT | 1 | 0 | 0 | 0 | 0 | G | 40 | 2003-04 |

LEADERSHIP

PLAYERS

2016-17

OPPONENTS

TRADITION

RECORDS

PLAYOFFS

HISTORY

MINORS

NHL

MEDIA

ALL-TIME ROSTER

| |
|------------|
| LEADERSHIP |
| PLAYERS |
| 2016-17 |
| OPPONENTS |
| TRADITION |
| RECORDS |
| PLAYOFFS |
| HISTORY |
| MINORS |
| NHL |
| MEDIA |

| NAME | GP | G | A | PTS | PIM | POS | UNIFORM NO. | YEARS |
|----------------------|-----|-----|-----|-----|-----|-----|--------------------|----------------|
| VAIVE, RICK | 106 | 55 | 39 | 94 | 168 | F | 27 | 1987-89 |
| VALK, GARRY | 16 | 0 | 1 | 1 | 6 | F | 15 | 2002-03 |
| VANDENBUSCH, RYAN | 263 | 7 | 10 | 17 | 592 | F | 34, 32, 19, 14, 23 | 1998-2004 |
| VANDERMEER, JIM | 171 | 11 | 41 | 52 | 271 | D | 23 | 2003-07 |
| VAN DORP, WAYNE | 69 | 7 | 4 | 11 | 331 | F | 23 | 1988-90 |
| VAN IMPE, ED | 61 | 8 | 11 | 19 | 111 | D | 2 | 1966-67 |
| VAN RIEMSDYK, TREVOR | 158 | 8 | 23 | 31 | 62 | D | 57 | 2014-17 |
| VARIS, PETRI | 1 | 0 | 0 | 0 | 0 | F | 17 | 1997-98 |
| VASKO, ELMER | 641 | 32 | 153 | 185 | 608 | D | 4, 22 | 1956-66 |
| VAYDIK, GREG | 5 | 0 | 0 | 0 | 0 | F | 24 | 1976-77 |
| VEISOR, MIKE | 62 | 0 | 2 | 2 | 0 | G | 1 | 1973-75, 76-80 |
| VILLEMURE, GILLES | 21 | 0 | 0 | 0 | 0 | G | 1 | 1975-77 |
| VERMETTE, ANTOINE | 19 | 0 | 3 | 3 | 6 | F | 80 | 2015 |
| VERSTEEG, KRIS | 294 | 68 | 96 | 164 | 158 | F | 32, 23 | 2007-10, 13-15 |
| VINCELETTE, DAN | 166 | 20 | 20 | 40 | 288 | F | 11, 16, 17, 29, 32 | 1987-90, 91-92 |
| VOKES, ED | 5 | 0 | 0 | 0 | 0 | F | 8 | 1930-31 |
| VON ARX, RETO | 19 | 3 | 1 | 4 | 4 | C | 17 | 2000-01 |
| VOPAT, ROMAN | 3 | 0 | 0 | 0 | 4 | F | 14 | 1998-99 |
| VOROBIEV, PAVEL | 57 | 10 | 15 | 25 | 38 | F | 32 | 2003-07 |
| VOSS, CARL | 33 | 3 | 8 | 11 | 0 | F | 14 | 1937-38 |
| VRBATA, RADIM | 122 | 27 | 48 | 75 | 42 | D | 16 | 2005-07 |
| WAITE, JIMMY | 58 | 0 | 1 | 1 | 0 | G | 29, 30, 36, 49, 60 | 1988-93, 94-97 |
| WALKER, MATT | 65 | 1 | 13 | 14 | 79 | D | 8 | 2008-09 |
| WALTON, MIKE | 26 | 6 | 3 | 9 | 4 | F | 16 | 1978-79 |
| WARD, DON | 3 | 0 | 0 | 0 | 0 | D | 4 | 1957-58 |
| WARES, EDDIE | 106 | 8 | 18 | 26 | 55 | D/F | 15 | 1945-47 |
| WASNIE, NICK | 14 | 1 | 0 | 1 | 22 | F | 13 | 1927-28 |
| WATSON, BILL | 115 | 23 | 36 | 59 | 12 | F | 11, 14 | 1985-89 |
| WATSON, HARRY | 168 | 36 | 49 | 85 | 19 | F | 5 | 1954-57 |
| WEINRICH, ERIC | 356 | 21 | 92 | 113 | 309 | D | 2 | 1993-98 |
| WEISE, DALE | 15 | 0 | 1 | 1 | 2 | R | 25 | 2016 |
| WENTWORTH, CY | 216 | 17 | 24 | 41 | 149 | D | 10 | 1927-32 |
| WERENKA, BRAD | 9 | 0 | 0 | 0 | 8 | D | 3 | 1995-96 |
| WHARRAM, KEN | 766 | 252 | 281 | 533 | 220 | F | 11, 17, 21 | 1951-56, 58-69 |
| WHITE, BILL | 415 | 30 | 149 | 179 | 336 | D | 2 | 1969-76 |
| WHITE, PETER | 54 | 3 | 4 | 7 | 10 | F | 11, 16 | 2001-03 |
| WHITE, TODD | 43 | 6 | 8 | 14 | 22 | C | 26 | 1997-2000 |
| WIEBE, ART | 412 | 14 | 26 | 40 | 201 | D | 2, 10, 11 | 1932-44 |
| WILKINSON, NEIL | 72 | 3 | 9 | 12 | 116 | D/F | 23 | 1993-94 |
| WILLIAMS, JASON | 63 | 17 | 25 | 42 | 42 | C | 29 | 2006-08 |
| WILLIAMS, SEAN | 2 | 0 | 0 | 0 | 4 | F | 53 | 1991-92 |
| WILSON, BEHN | 262 | 39 | 105 | 144 | 607 | D | 23 | 1983-86, 87-88 |
| WILSON, CULLY | 42 | 8 | 4 | 12 | 40 | F | — | 1926-27 |
| WILSON, DOUG | 938 | 225 | 554 | 779 | 764 | D | 24 | 1977-91 |
| WILSON, JOHNNY | 140 | 42 | 39 | 81 | 36 | F | 16 | 1955-57 |
| WILSON, LARRY | 131 | 21 | 44 | 65 | 61 | F | 7, 16 | 1953-56 |
| WILSON, RIK | 14 | 4 | 5 | 9 | 6 | D | 3, 44 | 1987-88 |
| WILSON, BOB | 1 | 0 | 0 | 0 | 0 | D | — | 1953-54 |
| WILSON, ROGER | 7 | 0 | 2 | 2 | 6 | D | 6 | 1974-75 |
| WISNIEWSKI, JAMES | 168 | 13 | 43 | 56 | 192 | D | 43 | 2005-09 |
| WISTE, JIM | 29 | 0 | 8 | 8 | 8 | F | 18, 22 | 1968-70 |
| WITLUK, STEVE | 33 | 3 | 8 | 11 | 14 | F | 9, 15 | 1951-52 |
| WOIT, BENNY | 72 | 1 | 8 | 9 | 48 | D | 6 | 1955-57 |
| WYLIE, DUANE | 14 | 3 | 3 | 6 | 2 | F | 24, 27 | 1974-75, 76-77 |
| YAKUBOV, MIKHAIL | 40 | 2 | 9 | 11 | 16 | F | 36, 12 | 2003-06 |
| YAREMCHUK, KEN | 188 | 30 | 43 | 73 | 78 | F | 7, 15 | 1983-86 |
| YAWNEY, TRENT | 280 | 16 | 55 | 71 | 398 | D | 8, 5 | 1987-91, 97-99 |
| YOUNG, BRIAN | 8 | 0 | 2 | 2 | 6 | D | 25 | 1980-81 |
| YOUNG, HOWIE | 96 | 3 | 14 | 17 | 166 | D | 2, 3 | 1963-64, 68-69 |
| YSEBAERT, PAUL | 26 | 9 | 8 | 17 | 14 | F | 14 | 1993-95 |
| ZAHARKO, MILES | 58 | 4 | 13 | 17 | 58 | D | 7, 8, 26 | 1978-79, 80-82 |
| ZEIDEL, LARRY | 64 | 1 | 6 | 7 | 102 | D | 6 | 1953-54 |
| ZELEPUKIN, VALERI | 36 | 3 | 4 | 7 | 18 | L | 29 | 2000-01 |
| ZHAMNOV, ALEXEI | 528 | 140 | 284 | 424 | 419 | C | 26, 36, 13 | 1996-2004 |
| ZMOLEK, DOUG | 105 | 2 | 21 | 23 | 162 | D | 4 | 1998-2000 |
| ZOBOROSKY, MARTY | 1 | 0 | 0 | 0 | 2 | D | 3 | 1944-45 |
| ZYUZIN, ANDREI | 32 | 2 | 3 | 5 | 38 | D | 27 | 2007-08 |

ALL-TIME GOALIE REGISTER

| NAME | GP | W | L | T | OT | SO | MINS | GA | AVG | A | PIM |
|-----------------------|------------|------------|------------|----------|-----------|-----------|---------------|------------|-------------|----------|-----------|
| TONY ESPOSITO | 873 | 418 | 302 | 148 | - | 74 | 51,839 | 2,529 | 2.93 | 25 | 31 |
| GLENN HALL | 618 | 276 | 229 | 107 | - | 51 | 36,621 | 1,586 | 2.6 | 6 | 52 |
| COREY CRAWFORD | 381 | 214 | 115 | - | 43 | 21 | 21,983 | 870 | 2.37 | 5 | 18 |
| ED BELFOUR | 415 | 201 | 138 | 56 | 13 | 30 | 23,679 | 1,047 | 2.65 | 18 | 240 |
| JOCELYN THIBAUT | 321 | 137 | 142 | 37 | 12 | 28 | 18,605 | 816 | 2.63 | 4 | 12 |
| MURRAY BANNERMAN | 288 | 116 | 125 | 33 | - | 8 | 16,450 | 1,051 | 3.83 | 10 | 37 |
| MIKE KARAKAS | 331 | 114 | 165 | 52 | - | 28 | 20,304 | 982 | 2.91 | 1 | 9 |
| CHARLIE GARDINER | 316 | 112 | 151 | 52 | - | 42 | 19,687 | 664 | 2.02 | 0 | 2 |
| NIKOLAI KHABIBULIN | 206 | 91 | 80 | - | 25 | 6 | 11,767 | 557 | 2.84 | 5 | 30 |
| DENIS DEJORDY | 199 | 86 | 70 | 35 | - | 13 | 11,302 | 518 | 2.75 | 2 | 2 |
| AL ROLLINS | 308 | 81 | 171 | 56 | - | 17 | 18,480 | 932 | 3.03 | 1 | 39 |
| JEFF HACKETT | 173 | 63 | 75 | 25 | 11 | 14 | 9,850 | 403 | 2.45 | 3 | 30 |
| CRISTOBAL HUET | 89 | 46 | 29 | - | 8 | 7 | 5,082 | 213 | 2.51 | 0 | 6 |
| SCOTT DARLING | 75 | 39 | 17 | - | 9 | 4 | 4,082 | 161 | 2.37 | 0 | 0 |
| BOB SAUVE | 84 | 38 | 32 | 7 | - | 1 | 4,759 | 297 | 3.74 | 5 | 33 |
| RAY EMERY | 55 | 32 | 10 | - | 4 | 3 | 2,890 | 119 | 2.47 | 1 | 2 |
| SAM LOPRESTI | 74 | 30 | 38 | 6 | - | 4 | 4,530 | 236 | 3.13 | 0 | 0 |
| ALAIN CHEVRIER | 66 | 29 | 25 | 5 | 2 | 0 | 3,467 | 224 | 3.88 | 2 | 6 |
| HARRY LUMLEY | 134 | 29 | 85 | 19 | - | 5 | 7,965 | 482 | 3.67 | 0 | 6 |
| ANTTI NIEMI | 42 | 27 | 8 | - | 5 | 7 | 2,331 | 90 | 2.32 | 1 | 0 |
| DARREN PANG | 81 | 27 | 35 | 7 | 1 | 0 | 4,252 | 287 | 4.05 | 9 | 6 |
| LORNE CHABOT | 48 | 26 | 17 | 5 | - | 8 | 2,940 | 88 | 1.8 | 0 | 0 |
| GARY SMITH | 51 | 24 | 15 | 8 | - | 5 | 2,880 | 141 | 2.94 | 0 | 5 |
| EMILE FRANCIS | 73 | 25 | 42 | 6 | - | 1 | 4,380 | 287 | 3.93 | 0 | 6 |
| PAUL GOODMAN | 52 | 23 | 20 | 9 | - | 6 | 3,240 | 117 | 2.17 | 0 | 0 |
| FRANK BRIMSEK | 70 | 22 | 38 | 10 | - | 5 | 4,200 | 244 | 3.49 | 0 | 2 |
| DAVE DRYDEN | 68 | 24 | 23 | 4 | - | 4 | 3,200 | 171 | 3.21 | 2 | 0 |
| JIM HENRY | 60 | 21 | 31 | 8 | - | 0 | 3,600 | 211 | 3.52 | 0 | 0 |
| ANTTI RAANTA | 39 | 20 | 9 | 0 | 5 | 3 | 2,189 | 88 | 2.41 | 1 | 0 |
| PATRICK LAUME | 44 | 20 | 18 | - | 3 | 2 | 2,473 | 119 | 2.89 | 0 | 8 |
| JACQUES CLOUTIER | 53 | 20 | 18 | 2 | 1 | 2 | 2,581 | 136 | 3.16 | 0 | 10 |
| HUGH LEHMAN | 48 | 20 | 24 | 4 | - | 6 | 3,047 | 136 | 2.68 | 0 | 0 |
| MIKE VEISOR | 62 | 20 | 24 | 15 | - | 3 | 3,577 | 196 | 3.3 | 2 | 0 |
| STEVE PASSMORE | 73 | 19 | 32 | 10 | 4 | 1 | 3,965 | 181 | 2.74 | 1 | 19 |
| GERRY DESJARDINS | 32 | 17 | 8 | 5 | - | 0 | 1,817 | 78 | 2.58 | 1 | 6 |
| BERT GARDINER | 50 | 17 | 18 | 15 | - | 1 | 3,020 | 180 | 3.58 | 0 | 0 |
| JIMMY WAITE | 58 | 14 | 23 | 7 | 2 | 2 | 2,865 | 174 | 3.64 | 1 | 0 |
| DOMINIK HASEK | 25 | 13 | 4 | 2 | 0 | 1 | 1,209 | 52 | 2.58 | 0 | 8 |
| BOB MASON | 41 | 13 | 18 | 8 | 1 | 0 | 2,312 | 160 | 4.16 | 2 | 0 |
| PAUL BIBEAULT | 41 | 13 | 25 | 3 | - | 1 | 2,460 | 170 | 4.15 | 0 | 2 |

LEADERSHIP

PLAYERS

2016-17

OPPONENTS

TRADITION

RECORDS

PLAYOFFS

HISTORY

MINORS

NHL

MEDIA

ALL-TIME GOALIE REGISTER

| NAME | GP | W | L | T | OT | SO | MINS | GA | AVG | A | PIM |
|--------------------|--------------|--------------|--------------|------------|------------|------------|----------------|---------------|-------------|------------|------------|
| CHRIS TERRERI | 28 | 12 | 11 | 4 | 0 | 2 | 1,651 | 68 | 2.47 | 1 | 2 |
| CRAIG ANDERSON | 56 | 12 | 29 | 2 | 4 | 2 | 3,029 | 161 | 3.19 | 1 | 18 |
| WARREN SKORODENSKI | 32 | 12 | 11 | 4 | - | 2 | 1,671 | 93 | 3.34 | 0 | 2 |
| MARTY TURCO | 29 | 11 | 11 | - | 3 | 1 | 1,631 | 82 | 3.02 | 0 | 6 |
| HEC HIGHTON | 24 | 10 | 14 | 0 | - | 0 | 1,440 | 108 | 4.5 | 0 | 0 |
| MICHAEL LEIGHTON | 43 | 8 | 21 | 10 | 4 | 3 | 2,474 | 121 | 2.93 | 2 | 2 |
| MARK FITZPATRICK | 27 | 6 | 8 | 6 | 1 | 0 | 1,403 | 64 | 2.74 | 1 | 8 |
| HANK BASSEN | 33 | 6 | 18 | 9 | - | 1 | 1,980 | 103 | 3.12 | 0 | 2 |
| GREG MILLEN | 13 | 5 | 5 | 1 | 0 | 0 | 633 | 36 | 3.41 | 1 | 0 |
| ADAM MUNRO | 17 | 4 | 10 | 1 | 2 | 1 | 927 | 51 | 3.3 | 1 | 2 |
| JACK NORRIS | 10 | 3 | 3 | 0 | - | 1 | 434 | 32 | 4.42 | 0 | 0 |
| MICHEL DUMAS | 8 | 2 | 1 | 2 | - | 0 | 362 | 24 | 3.98 | 1 | 0 |
| DOUG JACKSON | 6 | 1 | 4 | 1 | - | 0 | 360 | 42 | 7 | 0 | 0 |
| BOB JANEČYK | 8 | 2 | 3 | 1 | - | 0 | 412 | 28 | 4.08 | 0 | 2 |
| GILLES MELOCHE | 2 | 2 | 0 | 0 | - | 0 | 120 | 6 | 3 | 0 | 0 |
| DOUG STEVENSON | 4 | 2 | 2 | 0 | - | 0 | 240 | 19 | 4.75 | 0 | 0 |
| ROBBIE TALLAS | 12 | 2 | 7 | 0 | 0 | 0 | 627 | 35 | 3.35 | 0 | 0 |
| GILLES VILLEMURE | 21 | 2 | 11 | 6 | - | 0 | 1,109 | 85 | 4.6 | 0 | 0 |
| BRIAN BOUCHER | 15 | 1 | 10 | - | 3 | 1 | 827 | 45 | 3.27 | 0 | 0 |
| SEBASTIEN CARON | 1 | 1 | 0 | - | 0 | 0 | 60 | 1 | 1 | 0 | 0 |
| BILL DICKIE | 1 | 1 | 0 | 0 | - | 0 | 60 | 3 | 3 | 0 | 0 |
| ED JOHNSTON | 4 | 1 | 3 | 0 | - | 0 | 240 | 17 | 4.25 | 0 | 0 |
| MARC LAMOTHE | 2 | 1 | 1 | 0 | 0 | 0 | 116 | 10 | 5.16 | 0 | 0 |
| RAY LEBLANC | 1 | 1 | 0 | 0 | 0 | 0 | 60 | 1 | 1 | 0 | 0 |
| MARCEL PELLETIER | 6 | 1 | 5 | 0 | - | 0 | 355 | 28 | 4.7 | 0 | 2 |
| ANDREI TREFILOV | 7 | 1 | 5 | 0 | 0 | 0 | 324 | 21 | 3.89 | 0 | 0 |
| RED ALMAS | 1 | 0 | 1 | 0 | - | 0 | 60 | 5 | 5 | 0 | 0 |
| KENNETH BROWN | 1 | 0 | 0 | 0 | - | 0 | 18 | 1 | 3.33 | 0 | 0 |
| CHRIS CLIFFORD | 2 | 0 | 0 | 0 | 0 | 0 | 24 | 0 | 0 | 0 | 0 |
| WILF CUDE | 1 | 0 | 1 | 0 | - | 0 | 41 | 9 | 13.17 | 0 | 0 |
| RAY FREDERICK | 5 | 0 | 4 | 1 | - | 0 | 300 | 22 | 4.4 | 0 | 0 |
| JOHN GELINEAU | 2 | 0 | 2 | 0 | - | 0 | 120 | 18 | 9 | 0 | 0 |
| MICHEL LAROQUE | 3 | 0 | 2 | 0 | 0 | 0 | 152 | 9 | 3.55 | 0 | 0 |
| JEAN MAROIS | 2 | 0 | 2 | 0 | - | 0 | 120 | 11 | 5.5 | 0 | 0 |
| MOE ROBERTS | 1 | 0 | 0 | 0 | - | 0 | 20 | 0 | 0 | 0 | 0 |
| KENT SIMPSON | 1 | 0 | 0 | 0 | - | 0 | 20 | 2 | 6 | 0 | 0 |
| CHRISTIAN SOUCY | 1 | 0 | 0 | 0 | 0 | 0 | 3 | 0 | 0 | 0 | 0 |
| CARTER HUTTON | 1 | 0 | 1 | 0 | 0 | 0 | 59 | 3 | 3.06 | 0 | 0 |
| MATT UNDERHILL | 1 | 0 | 1 | 0 | 0 | 0 | 61 | 4 | 3.95 | 0 | 0 |
| EMPTY NET GOALS | | | | | | | | 291 | | | |
| TOTALS | 6,188 | 2,637 | 2,610 | 814 | 127 | 418 | 374,462 | 18,460 | 2.96 | 116 | 671 |

LEADERSHIP

PLAYERS

2016-17

OPPONENTS

TRADITION

RECORDS

PLAYOFFS

HISTORY

MINORS

NHL

MEDIA

2017-18 CHICAGO BLACKHAWKS

MINORS



CLUB INFORMATION

| | |
|---------------------|---|
| Founded: | 1999 |
| Home Arena: | BMO Harris Bank Center |
| Seating Capacity: | 5,895 |
| Address: | 300 Elm St., Rockford, IL 61101 |
| Phone: | 815-986-6465 |
| Fax: | 815-963-0974 |
| Website: | icehogs.com |
| Colonial Cup (UHL): | 2007 |
| 2016-17 record: | 25-39-9-3 (62 points), 8th Central Division |
| 2017 playoffs: | DNQ |

2017-18 STAFF DIRECTORY

MANAGEMENT

| | |
|---|----------------|
| Senior Director, Minor League Affiliates: | Mark Bernard |
| Executive Director: | Troy Flynn |
| Director, Business Operations: | Mike Peck |
| Director, Ticket Sales: | Curtis Tousant |
| Director, Corporate Sales: | Julia Johnson |

HOCKEY OPERATIONS

| | |
|----------------------------------|---|
| Head Coach: | Jeremy Colliton |
| Assistant Coaches: | Sheldon Brookbank, Derek King |
| Developmental Goaltending Coach: | Peter Aubry |
| Development Coaches: | Kevin Delaney, Yanic Perreault, Derek Plante, Anders Sorenson |
| Head Athletic Trainer: | D.J. Jones, M.S., A.T.C. |
| Head Equipment Manager: | Russ Holden |
| Assistant Equipment Manager: | Brady Lake |
| Strength and Conditioning Coach: | Shane Lawson |
| Video Coach: | Adam Gill |
| Massage Therapist: | Mike Harling |

BUSINESS OPERATIONS

| | |
|--|----------------------------------|
| Communications Coordinator: | Chris Robinson |
| Communications Coordinator/Broadcaster: | Bob Mills |
| P.A. Announcer: | Chris Toltzman |
| Multi-Media Assistant: | Jon Robertson |
| Game Operations/Community Relations Coordinator: | Pete Subara |
| Corporate Sales Facilitation: | Jessica Quam |
| Season Ticket Sales Coordinator: | Ryan Woodrow |
| Personal Ticket Consultants: | McKenna Ryan, Juliana Ferrandino |



DIRECTIONS TO BMO HARRIS BANK CENTER

FROM BELOIT (NORTH): Take I-90 East (portions toll) to the East State Street exit (East Business U.S. 20), and follow it for about seven miles into downtown Rockford. Cross the Rock River, and take a left at Church Street, which will be the second light. Look for the arena on the left side of the street. Parking is available in the deck opposite the BMO Harris Bank Center.

FROM FREEPORT (WEST): From U.S. 20, follow Business U.S. 20 (West State Street) into Rockford. Turn right on Church Street and look for the arena on the left side of the street. Parking is available in the deck opposite the BMO Harris Bank Center.

FROM THE CHICAGO AREA (EAST): Follow I-90 West (Northwest Tollway) to Bypass U.S. 20 West (towards Freeport). Follow U.S. 20 for about seven miles to the North Main Street exit. Once you reach downtown Rockford, turn left on West State Street, and left again on Church Street. Parking is available in the deck opposite the BMO Harris Bank Center.

FROM ROCHELLE (SOUTH): Take Ill. 251 (11th Street) north into Rockford. Turn left on Charles Street, which will become Jefferson Street. Cross the Rock River, and turn left on Church Street in two blocks. Parking is available in the deck opposite the BMO Harris Bank Center.

BMO HARRIS BANK CENTER PARKING

There is a \$5 fee for parking in the garage between Court and Church streets on Chestnut for all Rockford IceHogs games. For premium games, a \$5-7 fee will also be applied at many of the other event parking lots.

LEADERSHIP

PLAYERS

2016-17

OPPONENTS

TRADITION

RECORDS

PLAYOFFS

HISTORY

MINORS

NHL

MEDIA

2016-17 REGULAR-SEASON STATS

| NO. | PLAYER | GP | G | A | PTS | +/- | PIM | PP | SH | S | S% |
|-----|-----------------------|----|----------|-----|-----|------|-----|-----|------|-------|-------|
| 13 | Spencer Abbott (X) | 53 | 15 | 20 | 35 | -11 | 14 | 5 | 0 | 116 | 12.9 |
| 27 | Kyle Baun | 74 | 14 | 20 | 34 | -14 | 42 | 5 | 1 | 123 | 11.4 |
| 53 | Brandon Mashinter | 61 | 15 | 15 | 30 | -20 | 70 | 4 | 0 | 103 | 14.6 |
| 29 | Ville Pokka | 76 | 6 | 24 | 30 | -25 | 35 | 5 | 1 | 184 | 3.3 |
| 6 | Erik Gustafsson | 68 | 5 | 25 | 30 | -27 | 40 | 1 | 0 | 185 | 2.7 |
| 16 | Sam Carrick (X) | 57 | 11 | 17 | 28 | -14 | 85 | 2 | 0 | 156 | 7.1 |
| 28 | Mark McNeill (X) | 58 | 6 | 22 | 28 | -17 | 23 | 3 | 1 | 143 | 4.2 |
| 24 | Michael Latta (total) | 61 | 5 | 17 | 22 | -4 | 128 | 0 | 0 | 76 | 6.6 |
| | ONT | 29 | 2 | 4 | 6 | 4 | 67 | 0 | 0 | 33 | 6.1 |
| | RFD | 32 | 3 | 13 | 16 | -8 | 61 | 0 | 0 | 43 | 7.0 |
| 25 | Martin Lundberg | 67 | 9 | 12 | 21 | 1 | 30 | 1 | 0 | 95 | 9.5 |
| 10 | Tanner Kero | 28 | 7 | 13 | 20 | -7 | 14 | 3 | 0 | 59 | 11.9 |
| 37 | Luke Johnson | 73 | 8 | 9 | 17 | -24 | 31 | 1 | 0 | 134 | 6.0 |
| 5 | Cameron Schilling (X) | 40 | 7 | 10 | 17 | -3 | 18 | 3 | 1 | 82 | 8.5 |
| 9 | Tyler Motte | 43 | 10 | 6 | 16 | -19 | 20 | 3 | 0 | 127 | 7.9 |
| 11 | Jake Dowell | 66 | 4 | 11 | 15 | -10 | 101 | 1 | 1 | 48 | 8.3 |
| 17 | Jeremy Langlois | 66 | 8 | 6 | 14 | -4 | 13 | 1 | 1 | 94 | 8.5 |
| 32 | Carl Dahlstrom | 70 | 6 | 5 | 11 | -12 | 16 | 0 | 0 | 102 | 5.9 |
| 8 | Viktor Svedberg | 51 | 2 | 9 | 11 | -7 | 70 | 1 | 0 | 106 | 1.9 |
| 18 | Nick Schmaltz | 12 | 6 | 3 | 9 | -4 | 2 | 1 | 1 | 32 | 18.8 |
| 26 | Evan Mosey | 41 | 4 | 5 | 9 | -1 | 15 | 0 | 0 | 63 | 6.3 |
| 21 | Robin Norell | 65 | 1 | 8 | 9 | -21 | 18 | 0 | 0 | 42 | 2.4 |
| 7 | Nolan Valleau | 46 | 3 | 5 | 8 | -19 | 14 | 0 | 0 | 70 | 4.3 |
| 19 | Gustav Forsling | 30 | 1 | 7 | 8 | -13 | 12 | 0 | 0 | 62 | 1.6 |
| 22 | Pierre-Cedric Labrie | 52 | 1 | 7 | 8 | -12 | 96 | 0 | 0 | 73 | 1.4 |
| 15 | Tyler Barnes | 25 | 4 | 3 | 7 | -6 | 4 | 1 | 0 | 24 | 16.7 |
| 15 | William Pelletier | 8 | 3 | 4 | 7 | 2 | 0 | 1 | 0 | 16 | 18.8 |
| 23 | Vinnie Hinostroza | 15 | 3 | 4 | 7 | -8 | 4 | 0 | 0 | 35 | 8.6 |
| 14 | Chris DeSousa | 36 | 4 | 1 | 5 | -8 | 77 | 0 | 0 | 53 | 7.5 |
| 2 | Luc Snuggerud | 13 | 1 | 4 | 5 | -2 | 2 | 0 | 0 | 18 | 5.6 |
| 20 | Matheson Iacopelli | 8 | 1 | 3 | 4 | -2 | 0 | 0 | 0 | 20 | 5.0 |
| 13 | Anthony Louis | 13 | 1 | 2 | 3 | -9 | 4 | 0 | 0 | 28 | 3.6 |
| 2 | Jonathan Carlsson | 2 | 0 | 0 | 0 | 0 | 2 | 0 | 0 | 2 | 0.0 |
| 20 | Bryn Chyzik | 2 | 0 | 0 | 0 | 1 | 0 | 0 | 0 | 5 | 0.0 |
| 4 | Nick Mattson | 2 | 0 | 0 | 0 | 2 | 2 | 0 | 0 | 0 | 0.0 |
| 12 | Radovan Bondra | 5 | 0 | 0 | 0 | -6 | 2 | 0 | 0 | 2 | 0.0 |
| 5 | Robin Press | 9 | 0 | 0 | 0 | -1 | 2 | 0 | 0 | 13 | 0.0 |
| | BENCH | 76 | 6 | | | | 30 | | | 6 | |
| | TOTALS | 76 | 175 | 294 | 463 | -328 | 973 | 42 | 7 | 2,464 | 6.9 |
| NO. | GOALIE | GP | MINs | W | L | SOL | SO | GA | GAA | SVs | SV% |
| 30 | Jeff Glass (total) | 22 | 1,282:06 | 9 | 11 | 0 | 2 | 55 | 2.57 | 588 | 0.914 |
| | TOR | 2 | 117:11 | 1 | 1 | 0 | 0 | 4 | 2.05 | 44 | 0.917 |
| | RFD | 20 | 1,164:55 | 8 | 10 | 0 | 2 | 51 | 2.63 | 544 | 0.914 |
| 31 | Lars Johansson | 39 | 2,115:36 | 12 | 17 | 0 | 2 | 97 | 2.75 | 944 | 0.907 |
| 35 | Mac Carruth | 24 | 1,171:29 | 5 | 11 | 3 | 0 | 71 | 3.64 | 516 | 0.879 |
| 30 | Jake Hildebrand | 3 | 131:06 | 0 | 1 | 0 | 0 | 10 | 4.58 | 66 | 0.868 |
| | TOTALS | 82 | 4,633 | 25 | 39 | 3 | 4 | 243 | 3.15 | 2,070 | 0.895 |

(X) indicates a player who is no longer on the Rockford roster

| |
|------------|
| LEADERSHIP |
| PLAYERS |
| 2016-17 |
| OPPONENTS |
| TRADITION |
| RECORDS |
| PLAYOFFS |
| HISTORY |
| MINORS |
| NHL |
| MEDIA |

2017-18 ICEHOGS SCHEDULE



2017 2018

LEADERSHIP

PLAYERS

2016-17

OPPONENTS

TRADITION

RECORDS

PLAYOFFS

HISTORY

MINORS

NHL

MEDIA

October 2017

| Sun | Mon | Tues | Wed | Thur | Fri | Sat |
|-----------|-----|-----------|----------|------|-----------|-----------|
| 1 | 2 | 3 | 4 | 5 | 6 | CLE 7:00 |
| 8 | 9 | 10 | 11 | 12 | 13 | IA 14:00 |
| MIL 15:00 | 16 | 17 | 18 | 19 | GR 20:00 | MIL 21:00 |
| HER 22:00 | 23 | 24 | IA 25:00 | 26 | MIL 27:00 | GR 28:00 |
| 29 | 30 | CLE 31:00 | | | | |

November 2017

| Sun | Mon | Tues | Wed | Thur | Fri | Sat |
|-----------|-----|----------|---------------|--------------|----------|-----------|
| | | | 1 | 2 | MIL 3:00 | 4 |
| 5 | 6 | 7 | 8 | IA 9:10:30am | SA 10:00 | MIL 11:00 |
| 12 | 13 | 14 | IA 15:10:30am | 16 | 17 | GR 18:00 |
| CHI 19:00 | 20 | 21 | IA 22:00 | 23 | IA 24:00 | CHI 25:00 |
| 26 | 27 | MB 28:00 | 29 | 30 | | |

December 2017

| Sun | Mon | Tues | Wed | Thur | Fri | Sat |
|----------|-----|-----------|-----|----------|-----------|-----------|
| | | | | | CHI 1:00 | TEX 2:00 |
| 3 | 4 | 5 | 6 | 7 | GR 8:00 | GR 9:00 |
| 10 | 11 | CHI 12:00 | 13 | 14 | SA 15:00 | 16 |
| SA 17:00 | 18 | 19 | 20 | 21 | CHI 22:00 | GR 23:00 |
| 24 | 25 | 26 | 27 | IA 28:00 | IA 29:00 | CHI 30:00 |
| 31 | | | | | | |

AHL Team Key

Central Division

Chicago Wolves (CHI)
Cleveland Monsters (CLE)
Grand Rapids Griffins (GR)
Iowa Wild (IA)
Manitoba Moose (MB)
Milwaukee Admirals (MIL)
Rockford IceHogs (RFD)

Pacific Division

Bakersfield Condors (BAK)
Ontario Reign (ONT)
San Antonio Rampage (SA)
San Diego Gulls (SD)
San Jose Barracuda (SJ)
Stockton Heat (STK)
Texas Stars (TEX)
Tucson Roadrunners (TUC)

Atlantic Division

Bridgeport Sound Tigers (BRI)
Charlotte Checkers (CHA)
Hartford Wolf Pack (HFD)
Hershey Bears (HER)
Lehigh Valley Phantoms (LV)
Providence Bruins (PRO)
Springfield Thunderbirds (SPR)
WBI/Scranton Penguins (WBS)

North Division

Belleville Senators (BEL)
Binghamton Devils (BNG)
Laval Rocket (LAV)
Rochester Americans (RCH)
Syracuse Crunch (SYR)
Toronto Marlies (TOR)
Utica Comets (UTI)

WESTERN CONFERENCE

EASTERN CONFERENCE

January 2018

| Sun | Mon | Tues | Wed | Thur | Fri | Sat |
|----------|-----|-----------|-----------|------|-----------|-----------|
| | 1 | CLE 2:00 | 3 | 4 | GR 5:00 | CLE 6:00 |
| MIL 7:00 | 8 | 9 | ONT 10:00 | 11 | SJ 12:00 | BAK 13:00 |
| 14 | 15 | 16 | CLE 17:00 | 18 | CLE 19:00 | GR 20:00 |
| 21 | 22 | BAK 23:00 | 24 | 25 | ONT 26:00 | GR 27:00 |
| 28 | 29 | 30 | 31 | | | |

February 2018

| Sun | Mon | Tues | Wed | Thur | Fri | Sat |
|----------|-----|-----------|-----------|------|-----------|-----------|
| | | | | | 1 | CHI 3:00 |
| 4 | 5 | 6 | SA 7:00 | 8 | MIL 9:00 | IA 10:00 |
| 11 | 12 | CLE 13:00 | 14 | 15 | 16 | CLE 17:00 |
| SA 18:00 | 19 | 20 | 21 | 22 | WBS 23:00 | HER 24:00 |
| 25 | 26 | 27 | TEX 28:00 | | | |

March 2018

| Sun | Mon | Tues | Wed | Thur | Fri | Sat |
|-----------|----------|----------|----------|------|-----------|-----------|
| | | | | | 1 | MIL 2:00 |
| 4 | 5 | 6 | 7 | 8 | 9 | MIL 10:00 |
| CHI 11:00 | 12 | IA 13:00 | 14 | 15 | GR 16:00 | CHI 17:00 |
| 18 | IA 19:00 | 20 | 21 | 22 | MIL 23:00 | CHI 24:00 |
| 25 | MB 26:00 | 27 | MB 28:00 | 29 | 30 | SJ 31:00 |

April 2018

| Sun | Mon | Tues | Wed | Thur | Fri | Sat |
|-----|-----|----------|---------|------|-----------|-----------|
| 1 | 2 | 3 | SA 4:00 | 5 | TEX 6:30 | TEX 7:00 |
| 8 | 9 | IA 10:00 | 11 | 12 | CHI 13:00 | CHI 14:00 |
| 15 | 16 | 17 | 18 | 19 | 20 | 21 |

| | | | | | |
|----------|---------------------|--|-------------|--|-------------|
| P | = Premium home game | | = home game | | = away game |
|----------|---------------------|--|-------------|--|-------------|

Tickets: 815-968-5222

IceHogs.com



Proud American Hockey League affiliate of the Chicago Blackhawks



CLUB INFORMATION

Inaugural season:2014-15
 Home Arena:Indiana Farmers Coliseum (6,488)
 Address:1202 E. 38th St., Indianapolis, IN 46205
 Phone:317-925-3835
 Fax:317-925-3850
 Website:indyfuelhockey.com
 2016-17 record:23-42-3-4 (53 points), 10th Western Conference
 2017 playoffs:DNQ

2017-18 STAFF DIRECTORY

MANAGEMENT

ChairmanJim Hallett
 CEOSean Hallett
 CFOBill Stackhouse
 COOLarry McQueary
 VP of SponsorshipsRobin Rushton
 VP of TicketingSteve Kuepper

FRONT OFFICE

Director of Community RelationsJonathan Jones
 Director of Corporate SalesMatt Kiel
 Director of Game OperationsJeffrey Neidlinger
 Director of MarketingBrent Hollerud
 Director of Media RelationsTerry Ficorelli
 Director of MerchandisingLoren Gading
 Ticket Sales Account ExecutiveBen Pulley
 Corporate Ticket Sales ExecutiveShawn Burcham
 Group Ticket Sales ExecutiveLauren Gronke
 Ticket Sales Account ExecutiveJake Friedman
 Sponsorship CoordinatorKatie Damjanovic
 Marketing CoordinatorJordan Gawarecki
 Youth Hockey AmbassadorJudi Kremer

HOCKEY OPERATIONS

Head Coach/VP of Hockey OperationsBernie John
 Assistant CoachJohn Bierchen
 Equipment ManagerDarrin Flinchem
 Athletic TrainerGeorge Bullock, Jr., IAT, ATC
 Strength & Conditioning CoachBob Buckland, CSCS



DIRECTIONS TO INDIANA FARMERS COLISEUM

FROM THE NORTH (CHICAGO): Take I-90 south (toll road) to Exit 17 (East Dunes Highway). Head west and merge with I-65 south at Exit 262, then follow and merge with I-70 east (toward Columbus) at Exit 112A. Take Exit 119 and merge onto West 38th Street. Turn left on East Fall Creek Parkway; the Indiana State Fairgrounds will be on the lefthand side (enter Gate 6).

FROM THE WEST: From I-70 east, take Exit 85 and turn right onto North Keystone Avenue. Continue north, and turn left onto East 38th Street. Turn right on East Fall Creek Parkway; the Indiana State Fairgrounds will be on the lefthand side (enter Gate 6).

FROM THE SOUTH: From I-65 north, merge onto I-70 east (toward Columbus). Take Exit 85B to North Keystone Avenue, continue north, and turn left onto East 38th Street. Turn right on East Fall Creek Parkway; the Indiana State Fairgrounds will be on the lefthand side (enter Gate 6).

FROM THE EAST: From I-70 west, take Exit 85 and turn right onto North Keystone Avenue. Continue north, and turn left on East 38th Street. Turn right on East Fall Creek Parkway; the Indiana State Fairgrounds will be on the lefthand side (enter Gate 6).

INDIANA FARMERS COLISEUM PARKING

After entering Gate 6, there are various parking options available around the Indiana State Fairgrounds. There is a \$5 facility charge per vehicle for all events, including Indy Fuel games.

LEADERSHIP

PLAYERS

2016-17

OPPONENTS

TRADITION

RECORDS

PLAYOFFS

HISTORY

MINORS

NHL

MEDIA

2017-18 FUEL SCHEDULE

OCTOBER 2017

| SUN | MON | TUE | WED | THU | FRI | SAT |
|-----|-----|-----|----------------------|----------------------|----------------------|----------------------|
| | | | | | FW (PRE) 8:30 PM | FW (PRE) 7:30 PM |
| 1 | 2 | 3 | 4 | 5 | 6 WIC 8:05 PM | 7 WIC 8:05 PM |
| 8 | 9 | 10 | 11 | 12 | 13 TUL 7:35 PM | 14 TUL 7:35 PM |
| 15 | 16 | 17 | 18 | 19 | 20 FLA 7:30 PM | 21 FLA 7:30 PM |
| 22 | 23 | 24 | 25 FLA 7:30 PM | 26 FLA 7:30 PM | 27 FLA 7:30 PM | 28 FLA 7:30 PM |
| 29 | 30 | 31 | | | | |

NOVEMBER 2017

| SUN | MON | TUE | WED | THU | FRI | SAT |
|---------------------|---------------------|----------------------|----------------------|----------------------|----------------------|----------------------|
| | | | | | QC 8:05 PM | WHL 7:35 PM |
| 1 TOL 8:05 PM | 2 TOL 8:05 PM | 3 TOL 8:05 PM | 4 TOL 8:05 PM | 5 TOL 8:05 PM | 6 TOL 8:05 PM | 7 TOL 8:05 PM |
| 8 QC 8:05 PM | 9 QC 8:05 PM | 10 TOL 8:05 PM | 11 TOL 8:05 PM | 12 TOL 8:05 PM | 13 KAL 7:35 PM | 14 TUL 7:35 PM |
| 15 QC 8:05 PM | 16 QC 8:05 PM | 17 TOL 8:05 PM | 18 TOL 8:05 PM | 19 TOL 8:05 PM | 20 FW 7:35 PM | 21 KC 7:35 PM |
| 22 QC 8:05 PM | 23 QC 8:05 PM | 24 QC 8:05 PM | 25 QC 8:05 PM | 26 QC 8:05 PM | 27 QC 8:05 PM | 28 QC 8:05 PM |
| 29 QC 8:05 PM | 30 QC 8:05 PM | 31 QC 8:05 PM | | | | |

DECEMBER 2017

| SUN | MON | TUE | WED | THU | FRI | SAT |
|-----|-----|-----|----------------------|----------------------|----------------------|----------------------|
| | | | | | QC 7:35 PM | TOL 7:35 PM |
| 1 | 2 | 3 | 4 | 5 | 6 WHL 7:35 PM | 7 WIC 7:35 PM |
| 8 | 9 | 10 | 11 | 12 | 13 QC 7:35 PM | 14 FW 7:35 PM |
| 15 | 16 | 17 | 18 | 19 | 20 KAL 7:35 PM | 21 CIN 7:35 PM |
| 22 | 23 | 24 | 25 TOL 7:35 PM | 26 KAL 7:35 PM | 27 CIN 7:35 PM | 28 CIN 7:35 PM |
| 29 | 30 | 31 | | | | |

JANUARY 2018

| SUN | MON | TUE | WED | THU | FRI | SAT |
|-----|-----|-----|-----|-----|----------------------|----------------------|
| | | | | | FW 7:35 PM | FW 7:35 PM |
| 1 | 2 | 3 | 4 | 5 | 6 QC 8:05 PM | 7 QC 8:05 PM |
| 8 | 9 | 10 | 11 | 12 | 13 ALN 7:35 PM | 14 CIN 7:35 PM |
| 15 | 16 | 17 | 18 | 19 | 20 KAL 7:35 PM | 21 KAL 7:35 PM |
| 22 | 23 | 24 | 25 | 26 | 27 KAL 7:35 PM | 28 KAL 7:35 PM |
| 29 | 30 | 31 | | | | |

FEBRUARY 2018

| SUN | MON | TUE | WED | THU | FRI | SAT |
|-----|-----|-----|----------------------|----------------------|----------------------|----------------------|
| | | | | | WHL 7:05 PM | TOL 7:35 PM |
| 1 | 2 | 3 | 4 | 5 | 6 QC 8:05 PM | 7 KAL 7:00 PM |
| 8 | 9 | 10 | 11 | 12 | 13 KC 8:05 PM | 14 KC 8:05 PM |
| 15 | 16 | 17 | 18 | 19 | 20 QC 7:35 PM | 21 QC 7:35 PM |
| 22 | 23 | 24 | 25 TOL 7:05 PM | 26 TOL 7:05 PM | 27 TOL 7:05 PM | 28 TOL 7:05 PM |
| 29 | 30 | 31 | | | | |

MARCH 2018

| SUN | MON | TUE | WED | THU | FRI | SAT |
|---------------------|---------------------|---------------------|----------------------|----------------------|----------------------|----------------------|
| | | | | | CIN 7:35 PM | UTA 7:35 PM |
| 1 UTA 8:05 PM | 2 TOL 8:15 PM | 3 TOL 8:15 PM | 4 TOL 8:15 PM | 5 TOL 8:15 PM | 6 CIN 7:35 PM | 7 KAL 7:00 PM |
| 8 | 9 | 10 | 11 | 12 | 13 CIN 7:35 PM | 14 TOL 7:35 PM |
| 15 | 16 | 17 | 18 | 19 | 20 FW 7:35 PM | 21 KC 7:35 PM |
| 22 | 23 | 24 | 25 BRM 8:00 PM | 26 BRM 8:00 PM | 27 KC 7:35 PM | 28 FW 7:35 PM |
| 29 | 30 | 31 | | | | |

APRIL 2018

| SUN | MON | TUE | WED | THU | FRI | SAT |
|---------------------|---------------------|---------------------|---------------------|---------------------|---------------------|---------------------|
| | | | | | CIN 7:35 PM | TOL 7:35 PM |
| 1 KAL 8:05 PM | 2 KAL 8:05 PM | 3 KAL 8:05 PM | 4 KAL 8:05 PM | 5 KAL 8:05 PM | 6 KAL 8:05 PM | 7 KAL 8:05 PM |
| 8 | 9 | 10 | 11 | 12 | 13 | 14 |
| 15 | 16 | 17 | 18 | 19 | 20 | 21 |
| 22 | 23 | 24 | 25 | 26 | 27 | 28 |
| 29 | 30 | | | | | |

2018 KELLY CUP PLAYOFFS

ECHL TEAM KEY

| | | | |
|-----|-----------------------|-----|--------------------|
| ALN | Allen Americans | QC | Quad City Mallards |
| BRM | Brampton Beast | TOL | Toledo Walleye |
| CIN | Cincinnati Cyclones | TUL | Tulsa Oilers |
| FLA | Florida Everblades | UTA | Utah Grizzlies |
| FW | Fort Wayne Komets | WIC | Wichita Thunder |
| KAL | Kalamazoo Wings | WHL | Wheeling Nailers |
| KC | Kansas City Mavericks | | |

HOME ROAD

LEADERSHIP

PLAYERS

2016-17

OPPONENTS

TRADITION

RECORDS

PLAYOFFS

HISTORY

MINORS

NHL

MEDIA

2017-18 CHICAGO BLACKHAWKS

NHL



2016-17 NHL STANDINGS

2016-17 NHL REGULAR-SEASON STANDINGS

ATLANTIC DIVISION

| | GP | W | L | OT | GF | GA | PTS |
|-----------|----|----|----|----|-----|-----|-----|
| MONTREAL | 82 | 47 | 26 | 9 | 226 | 200 | 103 |
| OTTAWA | 82 | 44 | 28 | 10 | 212 | 214 | 98 |
| BOSTON | 82 | 44 | 31 | 7 | 234 | 212 | 95 |
| TORONTO * | 82 | 40 | 27 | 15 | 251 | 242 | 95 |
| TAMPA BAY | 82 | 42 | 30 | 10 | 234 | 227 | 94 |
| FLORIDA | 82 | 35 | 36 | 11 | 210 | 237 | 81 |
| DETROIT | 82 | 33 | 36 | 13 | 207 | 244 | 79 |
| BUFFALO | 82 | 33 | 37 | 12 | 201 | 237 | 78 |

METROPOLITAN DIVISION

| | GP | W | L | OT | GF | GA | PTS |
|--------------|----|----|----|----|-----|-----|-----|
| WASHINGTON | 82 | 55 | 19 | 8 | 263 | 182 | 118 |
| PITTSBURGH | 82 | 50 | 21 | 11 | 282 | 234 | 111 |
| COLUMBUS | 82 | 50 | 24 | 8 | 249 | 195 | 108 |
| NY RANGERS * | 82 | 48 | 28 | 6 | 256 | 220 | 102 |
| NY ISLANDERS | 82 | 41 | 29 | 12 | 241 | 242 | 94 |
| PHILADELPHIA | 82 | 39 | 33 | 10 | 219 | 236 | 88 |
| CAROLINA | 82 | 36 | 31 | 15 | 215 | 236 | 87 |
| NEW JERSEY | 82 | 28 | 40 | 14 | 183 | 244 | 70 |

* wild card team

CENTRAL DIVISION

| | GP | W | L | OT | GF | GA | PTS |
|-------------|----|----|----|----|-----|-----|-----|
| CHICAGO | 82 | 50 | 23 | 9 | 244 | 213 | 109 |
| MINNESOTA | 82 | 49 | 25 | 8 | 266 | 208 | 106 |
| ST. LOUIS | 82 | 46 | 29 | 7 | 235 | 218 | 99 |
| NASHVILLE * | 82 | 41 | 29 | 12 | 240 | 224 | 94 |
| WINNIPEG | 82 | 40 | 35 | 7 | 249 | 256 | 87 |
| DALLAS | 82 | 34 | 37 | 11 | 223 | 262 | 79 |
| COLORADO | 82 | 22 | 56 | 4 | 166 | 278 | 48 |

PACIFIC DIVISION

| | GP | W | L | OT | GF | GA | PTS |
|-------------|----|----|----|----|-----|-----|-----|
| ANAHEIM | 82 | 46 | 23 | 13 | 223 | 200 | 105 |
| EDMONTON | 82 | 47 | 26 | 9 | 247 | 212 | 103 |
| SAN JOSE | 82 | 46 | 29 | 7 | 221 | 201 | 99 |
| CALGARY * | 82 | 45 | 33 | 4 | 226 | 221 | 94 |
| LOS ANGELES | 82 | 39 | 35 | 8 | 201 | 205 | 86 |
| ARIZONA | 82 | 30 | 42 | 10 | 197 | 260 | 70 |
| VANCOUVER | 82 | 30 | 43 | 9 | 182 | 243 | 69 |

* wild card team

2016-17 NHL REGULAR-SEASON SCORING LEADERS

| PLAYER | TEAM | GP | G | A | PTS | +/- | PIM | PP | SH | GW | S | S% | TOI/G |
|--------------------|------|----|----|----|-----|-----|-----|----|----|----|-----|------|-------|
| Connor McDavid | EDM | 82 | 30 | 70 | 100 | 27 | 26 | 3 | 1 | 6 | 251 | 11.9 | 21:07 |
| Sidney Crosby | PIT | 75 | 44 | 45 | 89 | 17 | 24 | 14 | 0 | 5 | 255 | 17.3 | 19:52 |
| PATRICK KANE | CHI | 82 | 34 | 55 | 89 | 11 | 32 | 7 | 0 | 5 | 292 | 11.6 | 21:23 |
| Nicklas Backstrom | WSH | 82 | 23 | 63 | 86 | 17 | 38 | 8 | 0 | 5 | 162 | 14.2 | 18:15 |
| Nikita Kucherov | TBL | 74 | 40 | 45 | 85 | 13 | 38 | 17 | 0 | 7 | 246 | 16.3 | 19:26 |
| Brad Marchand | BOS | 80 | 39 | 46 | 85 | 18 | 81 | 9 | 3 | 8 | 226 | 17.3 | 19:26 |
| Mark Scheifele | WPG | 79 | 32 | 50 | 82 | 18 | 38 | 7 | 0 | 5 | 160 | 20.0 | 20:33 |
| Leon Draisaitl | EDM | 82 | 29 | 48 | 77 | 7 | 20 | 10 | 0 | 5 | 172 | 16.9 | 18:53 |
| Brent Burns | SJS | 82 | 29 | 47 | 76 | 19 | 40 | 8 | 0 | 6 | 320 | 9.1 | 24:51 |
| Vladimir Tarasenko | STL | 82 | 39 | 36 | 75 | -1 | 12 | 9 | 0 | 8 | 286 | 13.6 | 18:28 |
| Artemi Panarin | CHI | 82 | 31 | 43 | 74 | 18 | 21 | 9 | 0 | 5 | 211 | 14.7 | 19:28 |
| Blake Wheeler | WPG | 82 | 26 | 48 | 74 | 6 | 47 | 5 | 2 | 4 | 259 | 10.0 | 20:08 |
| Ryan Getzlaf | ANA | 74 | 15 | 58 | 73 | 7 | 49 | 6 | 2 | 3 | 138 | 10.9 | 21:04 |
| Evgeni Malkin | PIT | 62 | 33 | 39 | 72 | 18 | 77 | 11 | 0 | 6 | 191 | 17.3 | 18:37 |
| Tyler Seguin | DAL | 82 | 26 | 46 | 72 | -15 | 22 | 11 | 0 | 4 | 301 | 8.6 | 18:27 |
| Victor Hedman | TBL | 79 | 16 | 56 | 72 | 3 | 47 | 4 | 0 | 5 | 166 | 9.6 | 24:30 |
| Erik Karlsson | OTT | 77 | 17 | 54 | 71 | 10 | 28 | 4 | 0 | 5 | 218 | 7.8 | 26:50 |
| David Pastrnak | BOS | 75 | 34 | 36 | 70 | 11 | 34 | 10 | 0 | 6 | 262 | 13.0 | 17:58 |
| Phil Kessel | PIT | 82 | 23 | 47 | 70 | 3 | 20 | 8 | 0 | 4 | 229 | 10.0 | 17:56 |
| Auston Matthews | TOR | 82 | 40 | 29 | 69 | 2 | 14 | 8 | 0 | 8 | 279 | 14.3 | 17:37 |
| Alex Ovechkin | WSH | 82 | 33 | 36 | 69 | 6 | 50 | 17 | 0 | 7 | 313 | 10.5 | 18:21 |
| Jamie Benn | DAL | 77 | 26 | 43 | 69 | -9 | 66 | 12 | 1 | 4 | 201 | 12.9 | 19:22 |
| Mikael Granlund | MIN | 81 | 26 | 43 | 69 | 23 | 12 | 7 | 3 | 4 | 177 | 14.7 | 18:49 |
| Joe Pavelski | SJS | 81 | 29 | 39 | 68 | 11 | 34 | 7 | 1 | 7 | 233 | 12.4 | 19:07 |
| Henrik Zetterberg | DET | 82 | 17 | 51 | 68 | 15 | 22 | 2 | 0 | 0 | 195 | 8.7 | 19:43 |
| Max Pacioretty | MTL | 81 | 35 | 32 | 67 | 15 | 38 | 8 | 1 | 7 | 268 | 13.1 | 19:10 |
| Jeff Carter | LAK | 82 | 32 | 34 | 66 | 2 | 41 | 10 | 1 | 9 | 250 | 12.8 | 18:01 |
| John Tavares | NYI | 77 | 28 | 38 | 66 | 4 | 38 | 7 | 1 | 3 | 260 | 10.8 | 20:25 |
| Erik Staal | MIN | 82 | 28 | 37 | 65 | 17 | 34 | 4 | 1 | 8 | 211 | 13.3 | 18:36 |
| Patrik Laine | WPG | 73 | 36 | 28 | 64 | 7 | 26 | 9 | 0 | 5 | 204 | 17.6 | 17:54 |
| Nikolaj Ehlers | WPG | 82 | 25 | 39 | 64 | 1 | 38 | 5 | 0 | 4 | 204 | 12.3 | 17:29 |

HART MEMORIAL TROPHY

(Most Valuable Player)

Winner: Connor McDavid, Edmonton Oilers
Finalists: Sidney Crosby, Pittsburgh Penguins
Sergei Bobrovsky, Columbus Blue Jackets

ART ROSS TROPHY

(Scoring Leader)

Winner: Connor McDavid, Edmonton Oilers

MAURICE "ROCKET" RICHARD TROPHY

(Leading Goalscorer)

Winner: Sidney Crosby, Pittsburgh Penguins

CALDER MEMORIAL TROPHY

(Outstanding Rookie)

Winner: Auston Matthews, Toronto Maple Leafs
Finalists: Patrik Laine, Winnipeg Jets
Zach Werenski, Columbus Blue Jackets

JAMES NORRIS MEMORIAL TROPHY

(Outstanding Defenseman)

Winner: Brent Burns, San Jose Sharks
Finalists: Erik Karlsson, Ottawa Senators
Victor Hedman, Tampa Bay Lightning

VEZINA TROPHY

(Outstanding Goaltender)

Winner: Sergei Bobrovsky, Columbus Blue Jackets
Finalists: Carey Price, Montreal Canadiens
Braden Holtby, Washington Capitals

LADY BYNG MEMORIAL TROPHY

(Sportsmanship and Gentlemanly Conduct)

Winner: Johnny Gaudreau, Calgary Flames
Finalists: Mikael Granlund, Minnesota Wild
Vladimir Tarasenko, St. Louis Blues

FRANK J. SELKE TROPHY

(Outstanding Defensive Forward)

Winner: Patrice Bergeron, Boston Bruins
Finalists: Ryan Kesler, Anaheim Ducks
Mikko Koivu, Minnesota Wild

CONN SMYTHE TROPHY

(Most Valuable Player in the Playoffs)

Winner: Sidney Crosby, Pittsburgh Penguins

JACK ADAMS AWARD

(Outstanding Coach)

Winner: John Tortorella, Columbus Blue Jackets
Finalists: Mike Babcock, Toronto Maple Leafs
Todd McLellan, Edmonton Oilers

GENERAL MANAGER OF THE YEAR AWARD

Winner: David Poile, Nashville Predators
Finalists: Pierre Dorion, Ottawa Senators
Peter Chiarelli, Edmonton Oilers

TED LINDSAY AWARD

(Most Outstanding Player as voted on by fellow NHLPA members)

Winner: Connor McDavid, Edmonton Oilers
Finalists: Sidney Crosby, Pittsburgh Penguins
Brent Burns, San Jose Sharks

BILL MASTERTON MEMORIAL TROPHY

(Perseverance, Sportsmanship and Dedication to Hockey)

Winner: Craig Anderson, Ottawa Senators
Finalists: Andrew Cogliano, Anaheim Ducks
Derek Ryan, Carolina Hurricanes

KING CLANCY MEMORIAL TROPHY

(Humanitarian Contribution to Hockey)

Winner: Nick Foligno, Columbus Blue Jackets

BRIDGESTONE MESSIER LEADERSHIP AWARD

Winner: Nick Foligno, Columbus Blue Jackets
Finalists: Mark Giordano, Calgary Flames
Ryan Getzlaf, Anaheim Ducks

NHL FOUNDATION PLAYER AWARD

(Community Service through Commitment to Hockey)

Winner: Travis Hamonic, New York Islanders
Finalist: Wayne Simmonds, Philadelphia Flyers

WILLIAM M. JENNINGS TROPHY

(Goaltender(s), minimum 25 starts, for team with fewest goals against)

Winners: Braden Holtby, Washington Capitals

LEADERSHIP

PLAYERS

2016-17

OPPONENTS

TRADITION

RECORDS

PLAYOFFS

HISTORY

MINORS

NHL

MEDIA

KEY DATES

OCTOBER

- 3 Opening night playing rosters set (4 p.m. CT)
 4 Opening night: 2017-18 NHL regular season begins
 Stanley Cup banner raised: St. Louis Blues at Pittsburgh
 5 Detroit Red Wings play first NHL game at Little Caesars Arena vs. Minnesota
 6 Vegas Golden Knights play first NHL game at Dallas Stars
 10 Vegas Golden Knights play first NHL game at T-Mobile Arena vs. Arizona
 23 NHL Alumni Awards Gala (Toronto)
 Honorees: Mario Lemieux, Wendy McCreary

NOVEMBER

- 10-11 2017 SAP NHL Global Series: Colorado and Ottawa
 (Ericsson Globe, Stockholm, Sweden)
 Hockey Hall of Fame Game: Boston at Toronto
 13 Hockey Hall of Fame Induction Ceremony (Toronto)
 Inductees: Dave Andreychuk, Danielle Goyette, Paul Kariya, Mark Recchi,
 Teemu Selanne (Player category); Clare Drake, Jeremy Jacobs
 (Builder category); Cam Cole, Dave Strader (Media honorees)
 17 General Managers' Meeting (Montreal)
 24 2017 Discover NHL Thanksgiving Showdown: Pittsburgh at Boston
 26 NHL Founders Day (1917)

DECEMBER

- 1 Signing deadline for Group 2 free agents (4 p.m. CT)
 13 U.S. Hockey Hall of Fame Induction
 Inductees: Kevin Collins, Jack Parker, Ben Smith, Ron Wilson, Scott Young
 Celebration of Lester Patrick (recipients TBA)
 16 2017 Scotiabank NHL 100 Classic: Montreal at Ottawa
 (Lansdowne Park, Ottawa)
 19 100th Anniversary of League's first games played
 19-27 Holiday roster freeze in effect
 24-26 No scheduled practices—dressing rooms closed
 26-Jan. 5 IIHF World Junior Championship (Orchard Park and Buffalo, N.Y.)

JANUARY

- 1 2018 Bridgestone NHL Winter Classic: Buffalo at NY Rangers
 (Citi Field, New York)
 Week of Jan. 15 NHL Central Outing mid-season rankings release
 20 Scotiabank Hockey Day in Canada (Host: Corner Brook, Newfoundland)
 25 CHL/NHL Top Prospects Game (Guelph, Ontario)
 26-29 NHL All-Star break—no games played
 26-28 No scheduled practices—dressing rooms closed
 27-29 2018 NHL All-Star Weekend (Amalie Arena, Tampa, Fla.)
 28 NHL All-Star Skills Competition (STAPLES Center, Los Angeles)
 30 NHL regular season resumes

FEBRUARY

- 1 Hockey is for Everyone Month begins
 26 Trade deadline (2 p.m. ET)

MARCH

- 1 NHL Green Month begins
 2-4 Hockey Week Across America
 3 2018 Coors Light NHL Stadium Series: Toronto at Washington
 (Navy-Marine Corps Memorial Stadium, Annapolis, Md.)
 19-21 NHL General Managers Meeting (Boca Raton, Fla.)
 23-25 NCAA Regionals

APRIL

- 5-7 NCAA Frozen Four (Xcel Energy Center, Saint Paul)
 7 Last day of 2017-18 regular season
 Week of April 9 NHL Central Scouting final rankings release
 11 Stanley Cup Playoffs begin
 19-29 IIHF U18 World Championship (Chelyabinsk/Magnitogorsk, Russia)
 TBA Draft Lottery

MAY

- 4-20 IIHF World Championship (Copenhagen/Herning, Denmark)
 17-27 CHL Memorial Cup (Regina, Saskatoon)
 27-June 2 NHL Scouting Combine (Buffalo, N.Y.)

JUNE

- 13 Last possible day for 2018 Stanley Cup Final
 TBA NHL Awards
 22-23 2018 NHL Draft (American Airlines Center, Dallas)

JULY

- 1 Free agency begins (11 a.m. CT)
 5 Deadline for player-elected salary arbitration notification (4 p.m. CT)
 6 Deadline for club-elected salary arbitration notification (4 p.m. CT)
 20-Aug. 4 Salary arbitration hearings held

AUGUST

- 6 Deadline for salary arbitration decisions to be rendered

LEADERSHIP

PLAYERS

2016-17

OPPONENTS

TRADITION

RECORDS

PLAYOFFS

HISTORY

MINORS

NHL

MEDIA

REFEREES

| NAME |
|----------------------|
| Anderson, Reid* |
| Brenk, Jacob |
| Charron, Francis |
| Chmielewski, Tom |
| Dwyer, Gord |
| Furlatt, Eric |
| Hanson, Trevor |
| Hebert, Ghislain |
| Hebert, Jean |
| Jackson, Dave |
| Joannette, Marc |
| Kowal, Tom |
| Kozari, Steve |
| Lambert, Pierre* |
| L'Ecuier, Frederick |
| Lee, Chris |
| Leggo, Mike |
| Luxmore, Thomas John |
| MacDougall, Peter* |
| McCauley, Wes |
| McIsaac, Jon |
| Meier, Brad |
| Morton, Dean |
| Nicholson, Kendrick |
| O'Halloran, Dan |
| O'Rourke, Dan |
| Peel, Tim |
| Pochmara, Brian |
| Pollock, Kevin |
| Rank, Garrett |
| Rehman, Kyle |
| Romasko, Evgeny* |
| Rooney, Chris |
| Schlenker, Chris* |
| Skilliter, Graham |
| South, Furman* |
| St-Laurent, Francois |
| St. Pierre, Justin |
| Sutherland, Kelly |
| Voss, Cameron* |
| Walsh, Ian |
| Watson, Brad |

| SWEATER NO. |
|-------------|
| 49 |
| 26 |
| 6 |
| 18 |
| 19 |
| 27 |
| 14 |
| 22 |
| 15 |
| 8 |
| 25 |
| 32 |
| 40 |
| 47 |
| 17 |
| 28 |
| 3 |
| 21 |
| 45 |
| 4 |
| 2 |
| 34 |
| 36 |
| 30 |
| 13 |
| 9 |
| 20 |
| 16 |
| 33 |
| 7 |
| 10 |
| 39 |
| 5 |
| 48 |
| 24 |
| 44 |
| 38 |
| 12 |
| 11 |
| 41 |
| 29 |
| 23 |

| NAME |
|--------------------|
| Alphonso, Shandor |
| Amell, Derek |
| Barton, Steve |
| Berg, Devin |
| Brisebois, David |
| Cameron, Lonnie |
| Cherrey, Scott |
| Cormier, Michel |
| Daisy, Ryan |
| Devorski, Greg |
| Driscoll, Scott |
| Galloway, Ryan |
| Gawryletz, Brandon |
| Gibbons, Ryan |
| Gibbs, Darren |
| Henderson, Don |
| Heyer, Shane |
| Knorr, Trent |
| Kovachik, Brad |
| Mach, Brian |
| MacPherson, Matt |
| Miller, Steve |
| Mills, Bevan* |
| Murchison, Kiel |
| Murphy, Brian |
| Murray, Jonny |
| Nagy, Kory |
| Nansen, Derek |
| Nowak, Tim |
| Pancich, Bryan |
| Racicot, Pierre |
| Rody, Vaughan |
| Sericolo, Anthony |
| Smith, Andrew |
| Shewchyk, Mark |
| Suchanek, Libor* |
| Wheler, Mark |

| SWEATER NO. |
|-------------|
| 52 |
| 75 |
| 59 |
| 87 |
| 96 |
| 74 |
| 50 |
| 76 |
| 81 |
| 54 |
| 68 |
| 82 |
| 64 |
| 58 |
| 66 |
| 91 |
| 55 |
| 63 |
| 71 |
| 78 |
| 83 |
| 89 |
| 53 |
| 79 |
| 93 |
| 95 |
| 97 |
| 70 |
| 77 |
| 94 |
| 65 |
| 73 |
| 84 |
| 51 |
| 92 |
| 60 |
| 56 |

* Minor-league official

| LEADERSHIP |
|------------|
| PLAYERS |
| 2016-17 |
| OPPONENTS |
| TRADITION |
| RECORDS |
| PLAYOFFS |
| HISTORY |
| MINORS |
| NHL |
| MEDIA |



NATIONAL HOCKEY LEAGUE

NEW YORK

1185 Avenue of the Americas
New York, NY 10036
212-789-2000

MONTREAL

1800 McGill College Ave., Suite 2600
Montreal, Quebec H3A 3J6
514-841-9220

TORONTO

50 Bay St., 11th Floor
Toronto, Ontario M5J 2X8
416-359-7900

EXECUTIVE

Commissioner
Deputy Commissioner
Senior Executive Vice President, Hockey Operations

Gary B. Bettman
William Daly
Colin Campbell

NHL COMMUNICATIONS (@PR_NHL)

Executive Vice President, Communications
Senior Vice President, Event Communications & Player Development
Group Vice President, Communications (Commissioner's Office requests)
Group Vice President, Communications (Department of Player Safety requests)
Vice President, Corporate Communications
Statistician & Information Officer
Senior Director, News Services
Director, Communications (Corporate communications, entertainment publicity)
Director, Communications
Director, Communications
Director, Event Communications & Player Development
Senior Manager, Communications (Social media, Central Scouting)
Senior Manager, Communications (International credentials)
Manager, Communications (In-game communications)
Manager, Communications (Editorial content and research, Morning Skate)
Manager, Communications (In-game communications)
Manager, Communications
Manager, Event Communications & Player Development
Coordinator, Communications (In-game communications)
Coordinator, Event Communications & Player Development
Coordinator, Event Communications & Player Development
Assistant, Event Communications & Player Development

Gary Meagher
Jamey Horan
Frank Brown
John Dellapina
Jennifer Neziol
Benny Ercolani
Greg Inglis
Nirva Milord
Jennifer Moad
Julie Young
Chris Wojcik
Trevor Bjergso
David Keon
Chris Ackroyd
Josh Bernstein
Brendon Crossman
Jasmine Ghafour
Casey Blossom
Dylan Cooper
Megan Cooper
Jeff Day
Gina Morra



COMMISSIONER
GARY B. BETTMAN



DEPUTY COMMISSIONER
WILLIAM DALY

ANAHEIM DUCKS

2695 E. Katella Ave., Anaheim, CA 92806
 Phone: 714-940-2900 • Fax: 714-940-2953
 Executive Vice President/General Manager: Bob Murray
 Head Coach: Randy Carlyle
 Director, Media and Communications: Alex Gilchrist

ARIZONA COYOTES

9400 W. Maryland Ave. • Glendale, AZ 85305
 Phone: 623-772-3200 • Fax: 623-872-2000
 General Manager: John Chayka
 Executive VP of Hockey Ops/Head Coach: Rick Tocchet
 Executive VP, Communications and Broadcasting: Rich Nairn

BOSTON BRUINS

100 Legends Way • Boston, MA 02114
 Phone: 617-624-2327
 General Manager: Don Sweeney
 Head Coach: Bruce Cassidy
 Vice President, Communications and Marketing: Matthew Chmura

BUFFALO SABRES

One Seymour H. Knox III Plaza • Buffalo, NY 14203
 Phone: 716-855-4100 • Fax: 716-855-4122
 General Manager: Jason Botterill
 Head Coach: Phil Housley
 Vice President, Media Relations: Chris Bandura

CALGARY FLAMES

P.O. Box 1540, Station M • Calgary, AB T2P 3B9
 Phone: 403-777-2177 • Fax: 403-777-2171
 General Manager: Brad Treliving
 Head Coach: Glen Gulutzan
 Vice President, Communications: Peter Hanlon

CAROLINA HURRICANES

1400 Edwards Mill Road • Raleigh, NC 27607
 Phone: 919-467-7825 • Fax: 919-462-7030
 Executive Vice President/General Manager: Ron Francis
 Head Coach: Bill Peters
 Vice President, Communications and Team Services: Mike Sundheim

CHICAGO BLACKHAWKS

1901 W. Madison St. • Chicago, IL 60612
 Phone: 312-455-7000 • Fax: 312-455-7041
 Senior Vice President/General Manager: Stan Bowman
 Head Coach: Joel Quenneville
 Vice President, Communications: Adam Rogowin

COLORADO AVALANCHE

1000 Chopper Circle • Denver, CO 80204
 Phone: 303-405-1100 • Fax: 303-893-0614
 Executive Vice President/General Manager: Joe Sakic
 Head Coach: Jared Bednar
 Senior VP, Communications and Team Services: Jean Martineau

COLUMBUS BLUE JACKETS

200 W. Nationwide Blvd. • Columbus, OH 43215
 Phone: 614-246-4625 • Fax: 614-246-4007
 General Manager: Jarmo Kekalainen
 Head Coach: John Tortorella
 Vice President, Communications and Team Services: Todd Sharrock

DALLAS STARS

2601 Avenue of the Stars • Frisco, TX 75034
 Phone: 214-387-5500 • Fax: 214-387-5564
 General Manager: Jim Nill
 Head Coach: Ken Hitchcock
 Vice President, Communications: Tom Holy

DETROIT RED WINGS

19 Steve Yzerman Drive • Detroit, MI 48226
 Phone: 313-394-7000 • Fax: 313-567-0296
 Executive Vice President/General Manager: Ken Holland
 Head Coach: Jeff Blashill
 Director, Communications: Todd Beam

EDMONTON OILERS

300, 10214-104 Avenue NW • Edmonton, AB T5J 0H6
 Phone: 780-414-4000 • Fax: 780-409-5848
 President, Hockey Operations/GM: Peter Chiarelli
 Head Coach: Todd McLellan
 Senior Director, Hockey Communications and Media Relations: J. J. Hebert

LEADERSHIP

PLAYERS

2016-17

OPPONENTS

TRADITION

RECORDS

PLAYOFFS

HISTORY

MINORS

NHL

MEDIA

FLORIDA PANTHERS

1 Panther Parkway • Sunrise, FL 33323
 Phone: 954-835-7000 • Fax: 954-835-7700
 President, Hockey Operations/General Manager: Dale Tallon
 Head Coach: Bob Boughner
 Director, Communications and Digital Media: Adelyn Biedenbach

LOS ANGELES KINGS

555 N. Nash St. • El Segundo, CA 90245
 Phone: 310-535-4500
 Vice President/General Manager: Rob Blake
 Head Coach: John Stevens
 Senior Vice President, Communications and Broadcasting: Michael Altieri

MINNESOTA WILD

317 Washington St. • St. Paul, MN 55102
 Phone: 651-602-6000 • Fax: 651-293-9574
 Executive Vice President/General Manager: Chuck Fletcher
 Head Coach: Bruce Boudreau
 Director, Media Relations: Aaron Sickman

MONTREAL CANADIENS

1909 avenue des Canadiens-de-Montréal • Montréal, QC H3B 5E8
 Phone: 514-932-2582 • Fax: 514-932-8285
 Executive Vice President/General Manager: Marc Bergevin
 Head Coach: Claude Julien
 Executive Director, Media Relations: Dominick Saillant

NASHVILLE PREDATORS

501 Broadway • Nashville, TN 37203
 Phone: 615-770-2300 • Fax: 615-770-2295
 President, Hockey Operations/General Manager: David Poile
 Head Coach: Peter Laviolette
 Director, Communications: Kevin Wilson

NEW JERSEY DEVILS

25 Lafayette St. • Newark, NJ 07102
 Phone: 973-757-6100 • Fax: 973-757-6399
 Executive Vice President/General Manager: Ray Shero
 Head Coach: John Hynes
 Vice President, Hockey Communications and Team Operations: Pete Albielz

NEW YORK ISLANDERS

200 Merrick Ave. • East Meadow, NY 11554
 Phone: 516-501-6700 • Fax: 516-501-6746
 President/General Manager: Garth Snow
 Assistant General Manager/Head Coach: Doug Weight
 Director, Communications: Kimber Auerbach

NEW YORK RANGERS

2 Pennsylvania Plaza • New York, NY 10121
 Phone: 212-465-6000 • Fax: 212-465-6494
 General Manager: Jeff Gorton
 Head Coach: Alain Vigneault
 Senior VP, Public Relations and Player Recruitment: John Rosasco

OTTAWA SENATORS

1000 Palladium Drive • Ottawa, ON K2V 1A5
 Phone: 613-599-0100 • Fax: 613-559-5562
 General Manager: Pierre Dorion
 Head Coach: Guy Boucher
 Senior Director, Communications: Brian Morris

PHILADELPHIA FLYERS

3601 S. Broad St. • Philadelphia, PA 19148
 Phone: 215-465-4500 • Fax: 215-218-7837
 Executive Vice President/General Manager: Ron Hextall
 Head Coach: David Hakstol
 Senior Director, Communications: Zack Hill

PITTSBURGH PENGUINS

1001 Fifth Ave. • Pittsburgh, PA 15219
 Phone: 412-642-1300 • Fax: 412-255-1988
 Executive Vice President/General Manager: Jim Rutherford
 Head Coach: Mike Sullivan
 Senior Director, Communications: Jennifer Bullano Ridgley

SAN JOSE SHARKS

525 W. Santa Clara St. • San Jose, CA 95113
 Phone: 408-287-7070 • Fax: 408-999-5797
 General Manager: Doug Wilson
 Head Coach: Peter DeBoer
 Vice President, Media Relations and Broadcasting: Scott Emmert

LEADERSHIP

PLAYERS

2016-17

OPPOSITION

TRADITION

RECORDS

PLAYOFFS

HISTORY

MINORS

NHL

MEDIA

ST. LOUIS BLUES

1401 Clark Ave. • St. Louis, MO 63103
 Phone: 314-622-2500 • Fax: 314-622-2533
 President, Hockey Operations/General Manager: Doug Armstrong
 Head Coach: Mike Yeo
 Senior Director, Media Relations and Team Services: Rich Jankowski

TAMPA BAY LIGHTNING

401 Channelside Drive • Tampa, FL 33602
 Phone: 813-301-6500 • Fax: 813-301-1480
 Vice President/General Manager: Steve Yzerman
 Head Coach: Jon Cooper
 Director, Public Relations: Brian Breseman

TORONTO MAPLE LEAFS

50 Bay St., Suite 500 • Toronto, ON M5J 2L2
 Phone: 416-815-5700 • Fax: 416-359-9331
 General Manager: Lou Lamoriello
 Head Coach: Mike Babcock
 Director, Media Relations: Steve Keogh

VANCOUVER CANUCKS

89 West Georgia St. • Vancouver, BC V6B 0N8
 Phone: 604-899-7400 • Fax: 604-899-4640
 General Manager: Jim Benning
 Head Coach: Travis Green
 Vice President, Communications/Community Partnerships: Chris Brumwell

VEGAS GOLDEN KNIGHTS

3780 S. Las Vegas Blvd. • Las Vegas, NV 89158
 Phone: 702-790-2663
 General Manager: George McPhee
 Head Coach: Gerard Gallant
 Vice President, Communications and Content: Eric Tosi

WASHINGTON CAPITALS

627 N. Glebe Road, Suite 850 • Arlington, VA 22203
 Phone: 202-266-2200 • Fax: 202-266-2360
 Senior Vice President/General Manager: Brian MacLellan
 Head Coach: Barry Trotz
 Vice President, Communications: Sergey Kocharov

WINNIPEG JETS

345 Graham Ave. • Winnipeg, MB R3C 5S6
 Phone: 204-987-7825 • Fax: 204-926-5555
 Executive Vice President/General Manager: Kevin Cheveldayoff
 Head Coach: Paul Maurice
 Senior Director, Hockey Communications: Scott Brown



LEADERSHIP

PLAYERS

2016-17

OPPONENTS

TRADITION

RECORDS

PLAYOFFS

HISTORY

MINORS

NHL

MEDIA

LEAGUE ALIGNMENT/PLAYOFF FORMAT

LEAGUE ALIGNMENT

The NHL adopted a new divisional alignment in 2017-18 that ensures all 31 teams play in all 31 arenas at least once each season. In creating more geographically appropriate groupings, the NHL now has one seven-team division and one eight-team division in the Western Conference, and two eight-team divisions in the Eastern Conference. Here is the current club alignment:

WESTERN CONFERENCE

CENTRAL

CHICAGO
COLORADO
DALLAS
MINNESOTA
NASHVILLE
ST. LOUIS
WINNIPEG

PACIFIC

ANAHEIM
ARIZONA
CALGARY
EDMONTON
LOS ANGELES
SAN JOSE
VANCOUVER
VEGAS


EASTERN CONFERENCE

ATLANTIC

BOSTON
BUFFALO
DETROIT
FLORIDA
MONTREAL
OTTAWA
TAMPA BAY
TORONTO

METROPOLITAN

CAROLINA
COLUMBUS
NEW JERSEY
NY ISLANDERS
NY RANGERS
PHILADELPHIA
PITTSBURGH
WASHINGTON



REGULAR-SEASON SCHEDULING

The league's 31 member clubs will each play a total of 82 games, 41 at home and 41 on the road. The NHL has a two conference, four-division setup. The schedule is broken down as follows:

In the Central Division, each team will play 26 games within their division (five games vs. two teams and four games vs. four teams), 24 games against the Pacific Division (three games vs. eight teams) and 32 non-conference games (two games, home and away, vs. 16 teams).

In the Pacific Division, each team will play 29 games within their division (five games vs. one team and four games vs. six teams), 21 games against the Central Division (three games vs. seven teams) and 32 non-conference games (two games, home and away, vs. 16 teams).

In the Eastern Conference, each team will play 28 games within their division (four games vs. seven teams), 24 non-division games within the conference (three games vs. eight teams) and 30 non-conference games (two games, home and away, vs. 15 teams).

STANLEY CUP PLAYOFFS FORMAT

Sixteen (16) of the 31 teams will qualify for the Stanley Cup Playoffs. Playoff qualification will be primarily division-based, with the top three finishers in each Division qualifying for the first 12 spots in the Stanley Cup Playoffs.

The two additional playoff spots in each Conference, designated as "Wild Cards," will be awarded to the next two highest-placed finishers in each conference, ranked on the basis of regular-season points and regardless of their division.

"Seeding" of the Wild Card teams within each divisional playoff will be determined on the basis of regular-season points. The first-place finisher with the highest number of regular-season points in the conference will be matched against the Wild Card team with the lowest number of regular-season points, and the first-place finisher with the second-highest number of regular-season points in the conference will be matched against the Wild Card team with the second-lowest number of regular-season points.

The Stanley Cup Playoffs will proceed as follows:

- * #1 vs. #4 and #2 vs. #3: winners play each other for a berth in the Second Round
- * Conference Finals: Two advancing teams in the West and two advancing teams in the East meet in the conference final
- * Eastern and Western Conference champions will meet in the Stanley Cup Final

2017-18 CHICAGO BLACKHAWKS

MEDIA



MEDIA INFORMATION

Thank you for your coverage of the Chicago Blackhawks and the National Hockey League. Below are some media guidelines for the 2017-18 season. If at any time you have any questions, or if we can do anything to ease your coverage, please do not hesitate to contact a member of the Blackhawks media relations staff.

ADAM ROGOWIN

Vice President, Communications
312-455-7025
arogowin@chicagoblackhawks.com

LYNDSY STROOPE

Public Relations Manager
312-455-7024
lstroope@chicagoblackhawks.com

JOHN H. STEINMILLER

Media Relations Director
312-455-7048
jsteinmiller@chicagoblackhawks.com

WILL CHUKERMAN

Media Relations Assistant
312-455-7179
wchukerman@chicagoblackhawks.com

BLACKHAWKS MEDIA WEBSITE

The Chicago Blackhawks Media Relations Department has created a media-specific website to deliver up-to-the-minute news and information about the organization and the NHL for local and national media and broadcasters. The site contains game notes, statistics, press releases, daily news clips, practice information, postgame notes and audio, the 2017-18 Blackhawks Media Guide and downloadable high-resolution headshot images. For access, contact the Blackhawks Media Relations Department.

CREDENTIALS

The only credentials that will be honored by the United Center and the Chicago Blackhawks are those issued by the NHL or the Blackhawks themselves.

All credential requests must be made via email to the Blackhawks Media Relations Department by an accredited news outlet's sports director or editor no later than the end of the last business day before the game or practice desired (or by 5:00 p.m. on Friday for a weekend or Monday game). Non-North American media outlets are required to request media credentials through the National Hockey League.

Each credential will admit its bearer access to the United Center, the press workout, both team locker rooms (per NHL guidelines) and the press box. All single-game media credentials can be picked up beginning four hours prior to game time at Gate 3 1/2 at the northeast corner of the United Center after providing government or media outlet identification.

Credentials are valid only for the game(s) printed on the pass and must be visibly worn at all times while inside the United Center to ensure proper access to designated areas. All credentials are non-transferable and any unauthorized use will result in immediate ejection from the United Center and the forfeiture of the credential and future credential privileges.

DAY-OF-GAME INTERVIEWS

Normal media availability takes place after completion of the morning skate, which typically begins at 10:30 a.m. (or a 7:30 p.m. start). This is the best time to interview players on a game day. Television networks, including rightsholders, requesting pregame interviews with a player must request access through the Media Relations Department by the conclusion of that day's morning skate.

DRESSING ROOMS

The Chicago Blackhawks dressing room is located on the service level (north side) in the talent corridor. The visiting NHL locker room is adjacent to the

Blackhawks locker room. Per NHL media regulations, media members are prohibited from using cell phones in the dressing room to place a call or take photographs. No still photography of any kind is allowed in the Blackhawks dressing room.

The talent corridor will close two hours prior to puck drop and re-open at the conclusion of the game. Video of any kind in the talent corridor is prohibited beginning four hours prior to puck drop, except during designated media availabilities or unless approved by a member of the Chicago Blackhawks Communications Department (exceptions will be made for the television rightsholders for that game). Photography of any kind—which includes mobile phone/tablet still or video—is strictly prohibited in the talent corridor unless approved by a member of the Chicago Blackhawks Communications Department.

The Blackhawks dressing room will be opened to members of the media by a representative of the Media Relations Department no later than 5 minutes after the conclusion of the game. Access to the visitor's dressing room will be controlled by a visiting team representative. Access to the officials' dressing room is prohibited to members of the media.

MEDIA ENTRANCE

For all Blackhawks games at the United Center, media must enter through the Gate 3 1/2 media entrance, located at the northeast corner of the facility off Madison Street. Gate 3 1/2 opens four hours prior to the scheduled puck drop of the game in question. For regular-season practices and morning skate sessions conducted at the United Center, media may enter through the Gate 3 1/2 administrative entrance on the east side of the facility.

Rightsholder broadcast personnel must enter the United Center through the Gate 8 entrance on the southwest corner of the building.

NHL MEDIA WEBSITE

The NHL's password-protected website for members of the media includes statistics, press releases, game notes, credential applications for league events and PDF files of every team's media guide as well as league publications. To access the site and request login information, visit media.nhl.com.

NHL ONLINE TRANSMISSION POLICY

Per the National Hockey League, the following conditions shall apply without exception to all media organizations and other entities and individuals that have been granted working media credentials or photo credentials to cover NHL games and are engaged in online activities.

LEADERSHIP

PLAYERS

2016-17

OPPONENTS

TRADITION

RECORDS

PLAYOFFS

HISTORY

MINORS

NHL

MEDIA

NHL ONLINE TRANSMISSION POLICY (CONT.)

- (1) Information concerning NHL games while they are in progress may be transmitted online only for news and editorial purposes and not for any commercial purpose without the express written permission of the NHL.
- (2) Online reports concerning NHL games while they are in progress ("Online Game Reports") may not consist of play-by-play accounts or descriptions of games. Online Game Reports shall be limited to reasonable periodic updates. The NHL will not object to Online Game Reports that are limited in frequency and detail (i.e. no more than three detailed status reports during each period) so as not to undercut authorized play-by-play accounts of games.
- (3) Online Game Reports shall not use any audio, video or graphic simulations of game action. A reasonable number of photographs may be posted online for news and editorial purposes together with Online Game Reports. The NHL will not object to the posting of up to an aggregate total of 12 photographs of game action on a media website while a game is in progress.
- (4) Any photograph of NHL game action posted on a media website or otherwise transmitted online may be used only for news and editorial coverage of the game and not for any commercial, advertising or promotional purpose.
- (5) Motion pictures or video of NHL games may not be posted or transmitted online without the express written permission of the NHL. The NHL's policy is to discuss limited online uses of motion pictures or video on a case-by-case basis.
- (6) Any and all copyrights, proprietary interests and other incidents of ownership in and to NHL games and accounts and descriptions of NHL games shall remain vested in the NHL, NHL Enterprises, L.P., or designated assignees or licensees.

PARKING

Complimentary media parking is available upon request through the Blackhawks Media Relations Department. All requests must be made via email no later than the end of the last business day before the game or practice desired (or by 5:00 p.m. on Friday for a weekend or Monday game). Media parking space is reserved in Lot E, accessible from Madison Street, between Wood Street and Paulina Street.

PHOTOGRAPHERS

Photo credentials are available on a game-by-game basis. All credential requests must be made via email to the Blackhawks Media Relations Department by the assigning editor no later than the end of the last business day before the game or practice desired (or by 5:00 p.m. on Friday for a weekend or Monday game).

All photographers must check in with team photographers Bill Smith and Chase Agnello-Dean upon arrival at the United Center for a shooting location and are permitted to shoot only from designated areas.

PRACTICES

Blackhawks practices take place at the United Center or at Johnny's IceHouse West (2550 W. Madison St.) and are open to accredited media members. Media wishing to cover practice sessions must contact the Blackhawks Media Relations Department to confirm times and locations and to ensure access.

PRESS BOX

The press box is located on the seventh floor (south side, opposite the team benches) of the United Center and is equipped with electrical outlets, phone lines and wireless Internet service (Wi-Fi login information is posted throughout all media areas in the facility). The press box is reserved for game personnel and members of the working media only. Seating is limited and reserved at the discretion of the Blackhawks Media Relations Department. Please consult seating charts posted throughout the press box upon arrival for seat assignments.

PRESS LOUNGE/WORKROOM

The press workroom is located on the service level in the northwest corner of the United Center. Only working media with valid credentials will be permitted into the press workroom. The work area is equipped with photography rooms, electrical outlets, phone lines and wireless Internet service (Wi-Fi login information is posted throughout all media areas in the facility). Prior to each game, a meal is available to members of the media for a nominal fee in the press lounge. Postgame press conferences with the Blackhawks Head Coach are also conducted in this area.

SERVICES

A pregame meal will be available in the press lounge for a nominal fee. Prior to the game, members of the media will be provided with game notes and lineups, available in both the press workroom and the press box. In-game scoresheets will be distributed to all media in the press box between periods and in both the press box and the press lounge following the game. Additional materials can be found on the Blackhawks' media-specific website. Please contact a member of the Blackhawks Media Relations Department for login information.

TELEVISION COVERAGE

All television stations, with the exception of the broadcast rightsholders for the game in question, are expressly prohibited by the National Hockey League from shooting footage of any Blackhawks game that is being broadcast at the United Center by either the Chicago Blackhawks, the visiting team or network television, including a window 30 minutes before the scheduled puck drop.

TV/RADIO LIVE SHOTS AND INTERMISSION INTERVIEWS

All television and radio live shots and between-period interview requests must be made no later than the conclusion of that day's morning skate and are subject to the approval of the Blackhawks Media Relations Department.

WIRELESS INTERNET

Complimentary wireless Internet is available to members of the media throughout the United Center. Login information is available at the Gate 3 1/2 media entrance and is posted throughout all media areas in the facility. Media members in the United Center press box are encouraged to use hard-wired Internet connections, available at every seat, to ensure maximum connectivity and reliability.

AUTOGRAPHS/PERSONAL CAMERAS

As in accordance with NHL rules, autographs of any kind and personal cameras, including camera phones, are strictly prohibited at all times.

LEADERSHIP

PLAYERS

2016-17

OPPONENTS

TRADITION

RECORDS

PLAYOFFS

HISTORY

MINORS

NHL

MEDIA

ADAM ROGOWIN

VICE PRESIDENT, COMMUNICATIONS



Adam Rogowin is in his 10th season with the Chicago Blackhawks and his first as Vice President of Communications.

In his current role, Rogowin oversees all communications efforts as the organization's primary contact for media inquiries, including interview requests for front office staff, coaches and players; the dissemination of team information via press releases and game notes; and media credentialing for games, press conferences and special events. He is also the point person for television and radio broadcasts on flagship stations NBC Sport Chicago (formerly) CSN Chicago, WGN-

TV and WGN Radio, as well as all Blackhawks national telecasts on NBC in the United States and Sportsnet in Canada.

Rogowin previously served as Senior Director of Public Relations, with a focus on promoting team announcements for all off-ice activities. He was a member of the Blackhawks media relations department that received the 2010-11 Dick Dillman Award, given annually to the team judged by the members of the Professional Hockey Writers Association (PHWA) to be the best in media relations.

Prior to joining the Blackhawks, Rogowin spent four seasons with the Chicago Wolves. From 2006-08, he served as the team's Director of Media Relations, which includes the 2008 Calder Cup championship season.

The Morton Grove, Ill., native played hockey at Connecticut College, where he notched 19 assists and 28 points in 55 career games before graduating with a double major in English and sociology. In July 2016, Rogowin was named to Chicago's Jewish 36 under 36 list, an annual distinction presented by the Jewish United Fund (JUF). He is a host committee member for the Green Tie Ball, Chicago Gateway Green's signature fundraising gala.

He and his wife, Jen, have two sons, Cameron and Gavin.

JOHN STEINMILLER

MEDIA RELATIONS DIRECTOR



John Steinmiller is in his third season with the Blackhawks and his first as Media Relations Director.

Prior to joining the Blackhawks as Media Relations Manager, Steinmiller spent two seasons as Basketball Communications Manager with the Phoenix Mercury of the Women's National Basketball Association, which included their run to a WNBA Championship in 2014. Prior to that, he worked 10 seasons with the Milwaukee Brewers, where he served as Senior Manager of Media Relations. With the Brewers, he assisted with on- and off-field media relations, club social media efforts and various

community and marketing activities.

A graduate of Marquette University with a Bachelor of Arts degree in journalism and a minor in political science, Steinmiller also spent time working in the sports information department at Marquette University and the Milwaukee Bucks public relations department.

The Milwaukee native resides in Chicago with his wife, Kate.

LEADERSHIP

PLAYERS

2016-17

OPPONENTS

TRADITION

RECORDS

PLAYOFFS

HISTORY

MINORS

NHL

MEDIA




LYNDSLEY STROOPE

PUBLIC RELATIONS MANAGER

Lyndsey Stroope is in her first season with the Chicago Blackhawks as the team's Public Relations Manager.

Stroope joined the team in June 2017 after five years with public relations agency Zeno Group. In that role, she focused on corporate communications initiatives, including business media relations, community impact storytelling and executive visibility. Prior to that, Stroope spent time working in the promotions and marketing events department at Shedd Aquarium.

The Mokena, Ill., native graduated from the University of Missouri with degrees in journalism-strategic communication and psychology. She currently resides in Chicago with her husband, Kevin.



WILL CHUKERMAN

MEDIA RELATIONS ASSISTANT

Will Chukerman is in his third season with the Chicago Blackhawks and his second as Media Relations Assistant.

Chukerman joined the Blackhawks after graduating from Indiana University with a degree in sport communication-broadcast.

Prior to joining the Blackhawks, Chukerman interned with Comcast SportsNet Chicago, WGN Radio AM-720 and 670 The Score. While at Indiana, he provided play-by-play and color commentary for the men's basketball and football teams, and was the voice of the women's softball team.

| | | | | | | | | | | |
|------------|---------|---------|-----------|-----------|---------|----------|---------|--------|-----|-------|
| LEADERSHIP | PLAYERS | 2016-17 | OPPONENTS | TRADITION | RECORDS | PLAYOFFS | HISTORY | MINORS | NHL | MEDIA |
|------------|---------|---------|-----------|-----------|---------|----------|---------|--------|-----|-------|

PAT FOLEY

TELEVISION PLAY-BY-PLAY ANNOUNCER



Television Play-by-Play Announcer Pat Foley is in his 35th season with the Chicago Blackhawks.

Foley called Blackhawks games from 1980 to 2006 before returning to the Blackhawks booth for the 2008-09 season. Foley partners with U.S. Hockey Hall of Famer Eddie Olczyk to broadcast all Blackhawks games on NBC Sports Chicago (previously CSN Chicago) and WGN-TV Channel 9. The organization honored Foley for his 30th season as the team's play-by-play voice in a pregame ceremony on April 19, 2013, at the United Center.

Foley was born and raised in the northern suburbs, where he attended Loyola Academy in Wilmette, Ill., and received a degree in telecommunications from Michigan State University. Foley called baseball and hockey games at MSU before making his professional debut with the International Hockey League's Grand Rapids Owls in 1977.

In 1991, Foley received an Emmy for "Outstanding Achievement-Sports Program Live Series," followed by a 2009 Emmy for "Outstanding Achievement for Individual Excellence On Camera: Programming" and an Emmy for "Outstanding Achievement for Sports Programs - Sporting Event/Game - Live/Unedited Program/Special" in 2012, 2014 and 2015. Additionally, Foley was nominated for an Emmy for "Outstanding Crafts Achievement for On-Camera Talent - Sports Anchor/Reporter/Play-by-Play" in 2016.

He was inducted into the Chicagoland Sports Hall of Fame in 2002, joining local legends such as Lloyd Pettit, Jack Brickhouse and Harry Caray. Foley was part of his first professional league championship after broadcasting Wolves games during their run to the 2008 Calder Cup. In 2014, he was selected as the Hockey Hall of Fame Foster Hewitt Memorial Award winner for outstanding contributions as a hockey broadcaster.

EDDIE OLCZYK

TELEVISION COLOR ANALYST



Eddie Olczyk is in his 12th season as the Television Color Analyst for Blackhawks hockey on NBC Sports Chicago (previously CSN Chicago) and WGN-TV Channel 9.

Olczyk, a 16-year NHL veteran, scored 342 goals and recorded 794 points in 1,031 games with Chicago, Pittsburgh, Toronto, Winnipeg, the New York Rangers and Los Angeles, winning a Stanley Cup with the Rangers in 1994. The third-overall choice in the 1984 NHL Entry Draft, he was also a member of the 1984 U.S. Olympic team and represented the U.S. in numerous international competitions.

Olczyk began his NHL career as an 18-year-old with his hometown Chicago Blackhawks in 1984-85. He played three seasons, recording 180 points (65G, 115A) in 228 games. He then spent three and a half seasons with the Toronto Maple Leafs (1987-91), scoring a career-high 42 goals during the 1987-88 campaign and recording a career-high 90 points during the 1988-89 season.

Olczyk was traded to Winnipeg and played two and a half seasons with the Jets from 1990 to 1992, recording 142 points (66G, 76A) in 150 games. He played for the Rangers (1992-95) before heading back to Winnipeg, scoring 27 goals with the Jets in their last season in Winnipeg (1995-96). He began the 1996-97 season with Los Angeles before being traded to the Penguins late in the season. Olczyk played parts of two seasons with Pittsburgh before returning to Chicago and finishing his NHL career with the Blackhawks. He retired from the league in 2000.

Following his playing career, Olczyk embarked on a career as a broadcaster, working on Pittsburgh Penguins television broadcasts for Fox SportsNet Pittsburgh (2000-03) and calling games for ESPN, ESPN2 and NHL Radio.

Olczyk was named Head Coach of the Penguins on June 11, 2003, and posted a 31-68-14 record while behind the Penguins bench (2003-05). Olczyk returned to broadcasting during the 2005-06 NHL season and has served as lead analyst at NBC since 2007.

In February 2016, it was announced that Olczyk would be the recipient of the Ring Lardner Award, which was founded in 2002 by the Chicago Athletic Association and honors broadcasters and writers who "exemplify the wit and warmth of Ring Lardner's writing." On July 11, 2012, Olczyk became the 16th Blackhawk elected into the United States Hockey Hall of Fame, and he was officially inducted on Oct. 15, 2012, in a ceremony in Dallas. The Blackhawks honored Olczyk for his induction in a pregame ceremony on Feb. 22, 2013, at the United Center.

In 2009, Olczyk received an Emmy for "Outstanding Achievement for Individual Excellence On Camera: Programming," followed by a 2012 Emmy for "Outstanding Achievement for Sports Programs - Sporting Event/Game - Live/Unedited Program/Special." Additionally, Olczyk was nominated for an Emmy for "Outstanding Crafts Achievement for On-Camera Talent - Sports Anchor/Reporter/Play-by-Play" in 2016.

Olczyk and his wife, Diana, have four children: sons Eddie, Tommy and Nicholas, and daughter, Alexandra.

LEADERSHIP

PLAYERS

2016-17

OPPONENTS

TRADITION

RECORDS

PLAYOFFS

HISTORY

MINORS

NHL

MEDIA



JOHN WIEDEMAN

RADIO PLAY-BY-PLAY ANNOUNCER

John Wiedeman is in his 12th season as the Radio Play-by-Play voice of Blackhawks hockey on WGN Radio AM-720.

Wiedeman, who has called three Stanley Cup championships with the Blackhawks, received top honors in the Chicago Market "Best Radio Play-By-Play" category at the 2017 Illinois Broadcasters Association (IBA) Silver Dome Awards with broadcast partners Troy Murray and Judd Sirott; they also won the category in 2011, 2014 and 2015. He and Murray also received top honors in the "Best Sports Story" category at the 2012 IBA Silver Dome Awards. Wiedeman was selected as the 2014 National

Sportscasters and Sportswriters Association's Illinois Sportscaster of the Year.

Prior to joining the Blackhawks organization, Wiedeman worked as the radio and substitute TV play-by-play voice of the New York Islanders from 2001 to 2006, the Philadelphia Flyers during the 1996-97 season and substitute broadcasts for the Tampa Bay Lightning from 1997-98 and Columbus Blue Jackets from 2001-02.

Before working in the NHL, Wiedeman, a graduate of the University of Kansas, served as the Radio and TV Play-by-Play Broadcaster and Director of Media Relations for the Cincinnati Cyclones of the International Hockey League from 1997 to 2001. He handled similar duties in the American Hockey League with the Worcester IceCats from 1994 to 1996 and the Muskegon Fury of the Colonial Hockey League from 1992 to 1994.

An avid hockey player, Wiedeman and his wife, Kelly, have two children: daughter Reilly and son Sean Patrick.



TROY MURRAY

RADIO COLOR ANALYST

Troy Murray is in his 18th year as a member of the Blackhawks broadcast team and his 10th year as the Color Analyst for the team's radio broadcasts.

Murray was originally selected by the Blackhawks in the third round (51st overall) of the 1980 NHL Draft. He played parts of 12 seasons with the Blackhawks (1981-91, 1992-94), compiling 197 goals and 291 assists in 688 games.

Murray posted his best year in the NHL with Chicago during the 1985-86 campaign, becoming the first Blackhawk to win the Frank J. Selke Award as the NHL's top defensive forward that year. That season, he notched career highs in goals (45), assists (54) and points (99).

A five-time 20-goal scorer and veteran of 15 NHL seasons, Murray appeared in 915 career NHL games, scoring 584 points (230G, 354A) and drawing 875 penalty minutes while playing for Chicago, Winnipeg, Ottawa, Pittsburgh and Colorado. He also appeared in 113 playoff games, recording 43 points (17G, 26A) and 145 penalty minutes. Murray was a member of Colorado's Stanley Cup championship team in 1996.

In 2017 Murray and broadcast partners John Wiedeman and Judd Sirott received top honors in the Chicago Market "Best Radio Play-By-Play" category at the Illinois Broadcasters Association (IBA) Silver Dome Awards, which they also won in 2011, 2014 and 2015. He and Wiedeman also received top honors in the "Best Sports Story" category at the 2012 IBA Silver Dome Awards.

A pillar in the community, Murray, his wife, Konnie, and three children, Blake, Julia and Phoebe, maintain a residence in Chicago. While serving as the Studio Analyst for Blackhawks television broadcasts (1999-2004), Murray also worked as a trader at the Chicago Mercantile Exchange.

| | | | | | | | | | | |
|------------|---------|---------|-----------|-----------|---------|----------|---------|--------|-----|-------|
| LEADERSHIP | PLAYERS | 2016-17 | OPPONENTS | TRADITION | RECORDS | PLAYOFFS | HISTORY | MINORS | NHL | MEDIA |
|------------|---------|---------|-----------|-----------|---------|----------|---------|--------|-----|-------|



STEVE KONROYD

TELEVISION STUDIO ANALYST

Steve Konroyd is in his 12th season as the pre- and postgame Television Studio Host on NBC Sports Chicago (previously CSN Chicago) and WGN-TV Channel 9. He also fills in as the Television Color Analyst on both channels.

During his 15-year NHL career, the defenseman registered 41 goals and 195 assists in 895 NHL games with Chicago (1988-1992), Calgary (1980-86; 1995), N.Y. Islanders (1986-88), Hartford (1992-93), Ottawa (1993-94) and Detroit (1994). He was also a member of Team Canada in 1985 and 1991, winning two silver medals at the World Championship.

After his playing career, Konroyd was named the first-ever Radio Color Commentator for the Arizona (Phoenix) Coyotes in 1995. The following year, Konroyd served as TV Color Analyst for the San Jose Sharks, where he won a 2000 Northern California Emmy for his on-camera work. While working for the Columbus Blue Jackets in 2004, he was awarded his second Emmy. Konroyd also worked for ESPN International as a sideline reporter during the 2000 Stanley Cup Final.

Konroyd and his wife, Juli, a Chicago native, have five children: Danielle, Emily, Declan, Braelyn and Stephen.



JUDD SIROTT

RADIO STUDIO ANALYST

Judd Sirott is in his 10th season as the Radio Studio Host on the Blackhawks' radio home, WGN Radio AM-720. Sirott and broadcast partners John Wiedeman and Troy Murray were named "Best Radio Play-By-Play" in the Chicago market at the 2015 Illinois Broadcasters Association Silver Dome Awards.

A native of Arlington Heights, Ill., Sirott spent six seasons in Major League Baseball as a radio play-by-play announcer and host for the Chicago Cubs on WGN Radio, while working as a correspondent for the MLB Network. Previously, Sirott called National Hockey League games nationally for HDNet (now AXS TV) and the NHL Network from 2006 to 2009.

Prior to rejoining WGN Radio, Sirott was the television and radio voice of the American Hockey League's Chicago Wolves from the team's inception in 1994 to 2006, also serving as the club's Media Relations Director. The Buffalo Grove High School graduate called the franchise's Turner Cup titles in 1998 and 2000, along with its first Calder Cup championship in 2002.

After graduating from the University of Michigan in 1991, where he broadcast hockey and football games as a student, Sirott began his Chicago media career as a weekend producer at WGN Radio. Later, Sirott spent three years as a weekend host, field reporter and executive producer at 670 The Score from the station's inception in 1992.

Sirott and his wife, Sharon, reside in Chicago with their two daughters.

LEADERSHIP

PLAYERS

2016-17

OPPONENTS

TRADITION

RECORDS

PLAYOFFS

HISTORY

MINORS

NHL

MEDIA

PRINT MEDIA



JOHN DIETZ
THE DAILY HERALD



CHRIS HINE
CHICAGO TRIBUNE



TRACEY MYERS
NBC SPORTS CHICAGO



MARK LAZERUS
CHICAGO SUN-TIMES



SCOTT POWERS
THE ATHLETIC

BROADCAST MEDIA



KIAN DOWLATSHAHI
PRODUCER
NBC SPORTS CHICAGO



MARC BRADY
PRODUCER
WGN-TV CHANNEL 9



JIM CORNO JR.
SR. EXECUTIVE PRODUCER
EVENTS - NBC SPORTS CHICAGO



MARK HARPER
TECHNICAL MANAGER
NBC SPORTS CHICAGO



DAVE ROSS
ASSOCIATE PRODUCER
NBC SPORTS CHICAGO/WGN-TV



DAVE TURNER
DIRECTOR
NBC SPORTS CHICAGO/WGN-TV



BOB VORWALD
EXECUTIVE PRODUCER
WGN-TV CHANNEL 9

LEADERSHIP

PLAYERS

2016-17

OPPONENTS

TRADITION

RECORDS

PLAYOFFS

HISTORY

MINORS

NHL

MEDIA

BLACKHAWKS CONVENTION

LEADERSHIP

PLAYERS

2016-17

OPPONENTS

TRADITION

RECORDS

PLAYOFFS

HISTORY

MINORS

NHL

MEDIA





The 10th Annual Chicago Blackhawks Convention took place at the Hilton Chicago from July 21-23, 2017, with more than 10,000 fans in attendance. The sold-out event, which was the first of its kind in the National Hockey League, featured players, coaches and Blackhawks alumni, along with team broadcasters and executives.

The weekend included a variety of Q&A panels with players and front office staff, autograph and photo opportunities, an interactive area, live broadcasts on WGN Radio AM-720 and CSN Chicago and other exclusive events.

Blackhawks TV Color Analyst and Master of Ceremonies Eddie Olczyk hosted the Opening Ceremonies on Friday night, which took place in the International Ballroom. Local media personalities including Blackhawks Team Historian Bob Verdi, WGN Radio's Dave Eanet and Anna Davlantes and CSN's Pat Boyle moderated sessions.

Throughout the weekend, fans were entertained with panels that featured both current and former players, the current coaching staff, team executives and broadcasters. The Hilton's Salon A included interactive games for fans to test their skills in a variety of ways, while attendees had access to over 40 vendors in Salon D. The Grand Ballroom hosted the Locker Room Sale, featuring live and silent auctions of Blackhawks memorabilia and game-used equipment. On Saturday, The Second City hosted a game show, allowing fans to compete in a variety of challenges with current and former Blackhawks players. Fans could also compete for a chance to face Blackhawk players in person for a variety of games and contests.





- The Blackhawks hosted their 2017 Training Camp Festival on Saturday, Sept. 16, at the United Center, where fans were treated to a special preview of the upcoming season. The first 10,000 fans to enter the building received a Patrick Kane bobblehead.
- The event allowed fans inside the arena to watch a training camp scrimmage, while live streams on Facebook and chicagoblackhawks.com brought the action around the world, and various social media platforms gave fans a behind-the-scenes glimpse.
- Outside, the Festival included live music, a portable Bud Light bar, food and beverage tent, opportunities to win prizes, interactive photo booths and family-friendly games.
- Broadcasters John Wiedeman, Troy Murray and Judd Sirott, as well as Blackhawks TV Reporter Eric Lear, provided an exclusive look behind the scenes with live analysis and player interviews.
- Blackhawks Ambassador Denis Savard and alumnus Steve Larmer joined the players during the 3-on-3 overtime period at the end of scrimmage, giving fans a chance to see two generations of players skating side by side on the ice.

LEADERSHIP

PLAYERS

2016-17

OPPONENTS

TRADITION

RECORDS

PLAYOFFS

HISTORY

MINORS

NHL

MEDIA



It was the dawn of the next Ice Age. After 65 years in the historic Chicago Stadium, the Blackhawks moved across Madison Street for the 1994-95 season and into their new home—the United Center.

The United Center features the ultimate in fan entertainment and comfort. Some of the amenities include: an HD video replay scoreboard, 360-degree LED boards on all three levels, 64 42-inch televisions hanging throughout the 100 Level concourse, LED boards inside each of the four main gate entrances, two 35' x 9' curved video walls, theater-style seats, 191 Executive Suites which include two Super Suites and the Bud Light Legends Lounge, 34 theater boxes and the 276-seat BMO Harris Bank Club on the Club Suite Level, over 3,000 Club seats, 46 permanent concession stands and 194 points of sale, two members-only restaurants (The Chicago Stadium Club on the Lexus Club Level and the Ketel One Club), the Goose Island Pub, Ironworks Grill, the Jose Cuervo Cantina, private banquet facilities, interactive concourse displays, TV monitors throughout the building, the Blackhawks Store and 11 other merchandise stands.

New to the United Center, Chicago's Plate offers some of the best local dining destinations, including Big Star, Publican Quality Meats, Jake Melnick's Corner Tap, Leghorn Chicken, Lillie's Q, LO Chicken Shack, Frontier, Lottie's Pub and The Pony. The new options join longtime fan favorite food and beverage offerings and highlight a few of the city's most loved and exclusive menu items.

The United Center also provides the best in fan convenience and accessibility. There are eight escalators and extra-wide concourses for better mobility. ATMs are available on all public levels and a coat check service is available for our exclusive 200 Level Lexus Club members. There are 48 restrooms and an increased capacity for women's restrooms. Seating is unobstructed throughout the arena.

The arena accommodates 19,717 for hockey, 20,917 for basketball and up to 23,500 for concerts and other entertainment and has welcomed over 51 million fans since its open.

DIRECTIONS

COMING FROM THE NORTH: Take 90 East to the Madison Street exit, and make a right onto Madison Street. The building will then be on the left. Our address is 1901 W. Madison St.

COMING FROM THE SOUTH: Take 55 North to the Damen/Ashland exit and make a left, going northbound for approximately 7 minutes. The building will then be on the right.

COMING FROM THE EAST: Take Madison Street west from the city. Our address is 1901 W. Madison St.

COMING FROM THE WEST: Take 290 East to the Damen Avenue exit. Take Damen Avenue northbound to Madison Street. Make a right onto Madison, and the building will be on your right.



On Feb. 1, 2010, Johnny's IceHouse, Inc., opened a second hockey facility at 2550 W. Madison St. in Chicago. This is in addition to the facility located at 1350 W. Madison St. that opened in 1997.

The new building, called Johnny's IceHouse West, will be the official practice facility of the Chicago Blackhawks until the new community ice arena (P. 462) opens. It has also allowed Johnny's to expand its programming for both kids and adults, boasting the largest adult hockey league in the Chicagoland area, as well as numerous kids' skating and hockey programs.

The rink is also home to the Chicago Jets youth travel hockey program. The new facility, along with the partnership with the Chicago Blackhawks and the continued support of the Chicago Jets, has made Johnny's IceHouse the premier name in Illinois hockey.

DIRECTIONS TO JOHNNY'S WEST

COMING FROM THE NORTH: Take 90 East to the Madison Street exit, and make a right onto Madison Street. The building will then be on the right. Our address is 2550 W. Madison St.

COMING FROM THE SOUTH: Take 55 North to the Damen/Ashland exit, and make a left onto Damen Avenue, going northbound for approximately 7 minutes. Take a left onto Madison Street, and the building will then be on the right.

COMING FROM THE EAST: Take Madison Street west from the city. You will pass the United Center on your left, and after you pass the Western Avenue intersection, the building will be on the right.

COMING FROM THE WEST: Take 290 East to the Damen Avenue exit. Take Damen Avenue northbound to Madison Street. Make a left onto Madison, and the building will be on your right.

LEADERSHIP

PLAYERS

2016-17

OPPONENTS

TRADITION

RECORDS

PLAYOFFS

HISTORY

MINORS

NHL

MEDIA

COMMUNITY ICE ARENA

LEADERSHIP

PLAYERS

2016-17

OPPONENTS

TRADITION

RECORDS

PLAYOFFS

HISTORY

MINORS

NHL

MEDIA



On June 15, 2016, Chicago Mayor Rahm Emanuel and Chicago Blackhawks Chairman Rocky Wirtz broke ground on the organization's new 125,000 square-foot Community Ice Arena on the Near West Side. The state-of-the-art facility will house year-round youth hockey development programs, recreational leagues and events, and serve as the practice facility for the organization and visiting National Hockey League teams.

The \$55 million Chicago Blackhawks Community Ice Arena, located two blocks south of the United Center on a four-acre site formerly housing Malcolm X College, is set to open in December 2017. The facility will contain two NHL regulation-size ice rinks, spectator seating and a dedicated oasis parking lot to serve facility guests and buses. Approximately 94 percent of its utilization will be from outside the Blackhawks organization, including by young adult, youth and community programs for children in Chicago.

The arena is part of a project that includes a new academic campus for Rush University Medical Center. The \$500 million academic campus at 301-339 S. Damen Ave. will include four mixed-use buildings containing 1.4 million square-feet of classrooms, offices, health clinics, retail space and 300 dormitory rooms.