



T A M P A
B A Y
L I G H T N I N G



2019-20
MEDIA GUIDE

TABLE OF CONTENTS

ADMIN STAFF

| | |
|-------------------|---------|
| Executives | 4 - 8 |
| Coaching Staff | 9 - 12 |
| Hockey Operations | 12 - 16 |
| Scouting Staff | 17 - 18 |
| Broadcast | 19 - 20 |

2019-20 PLAYER BIOS

| | |
|---------------------|---------|
| 2019-20 Player Bios | 22 - 99 |
|---------------------|---------|

NHL OPPONENTS

| | |
|---------------|-----------|
| NHL Opponents | 102 - 163 |
|---------------|-----------|

2018-19 SEASON IN REVIEW

| | |
|---------------------------------------|---------|
| 2018-2019 Stats, Game-by-Game Results | 165-167 |
|---------------------------------------|---------|

HISTORY & RECORDS

| | |
|---|-----------|
| Season Records | 170 - 171 |
| Special Teams | 172 |
| Season Leaders | 173 |
| All-Time Records | 174 - 175 |
| Last Trade With | 176 |
| Records vs. Opponents | 177 |
| Overtime/Shootout Register | 178 - 179 |
| Overtime History | 180 |
| Year by Year Streaks | 181 |
| All-Time Hat Tricks | 182 |
| All-Time Attendance | 183 |
| All-Time Shootouts & Penalty Shots | 184 - 185 |
| Best and Worst Record | 186 |
| Season Openers and Closers | 187 - 189 |
| Year by Year Individual Statistics and Game Results | 190 - 239 |
| All-Time Lightning Preseason Results | 240 |
| All-Time Personnel History, Awards & Honors | 241 |
| All-Time Sweater Numbers | 242 - 243 |
| All-Time Draft Selections | 244 - 245 |
| All-Time Player Acquisitions & Trades | 246 - 254 |
| All-Time Skater Register | 255 - 269 |
| All-Time Goaltending Register | 270 - 272 |
| Youngest and Oldest Players | 272 |
| Lightning and Amalie Arena Firsts | 273 |
| Team History | 272 - 277 |
| All-Time Individual Record | 280 - 282 |
| All-Time Team Records | 282 - 288 |

PLAYOFF HISTORY & RECORDS

| | |
|----------------------------|-----------|
| All-Time Playoff Scoring | 292 |
| Playoff Firsts | 293 |
| All-Time Playoff Results | 294 - 297 |
| Team Playoff Records | 298 - 299 |
| Individual Playoff Records | 300 - 301 |

TYLER
JOHNSON

BE
THE
THUNDER

JEFF VINIK

CHAIRMAN & GOVERNOR



JEFF VINIK purchased the Tampa Bay Lightning on March 3, 2010, promising a comprehensive transformation of the franchise while pledging to make a significant positive impact in the Tampa Bay community, and he has delivered. Upon acquiring the Lightning, Vinik vowed to make the organization "world-class," creating an unrivaled fan experience while putting together a team of which Tampa Bay sports fans would be proud, on and off the ice.

As Vinik enters his 10th year of ownership, the Lightning are recognized nationally as one of the top organizations in North American sports, having appeared in the National Hockey League's Eastern Conference Final four times (2011, 2015, 2016, 2018), advancing to the Stanley Cup Final in 2015. Off the ice, the Lightning brand has been completely revitalized and transformed, having been lauded by both ESPN as the No. 1 team in professional sports in the media giant's Ultimate Standings (also ranking in the Top 10 in six of seven years), as well as by the Sports Business Journal as one of five finalists for Sports Team of the Year in 2016. Entering the 2019-20 season, the Lightning have enjoyed 201 consecutive sellout crowds at AMALIE Arena. Vinik now sits as a member of the Executive Committee of the National Hockey League's Board of Governors.

In executing his plan to bring a world class franchise to life in Tampa Bay, Vinik has invested more than \$60 million in private funding into the publicly-owned AMALIE Arena to create a guest-first facility recognized as one of the finest in the NHL. Additionally, under the umbrellas of the Vinik Family Foundation and the Lightning Foundation, Jeff and his wife Penny have invested nearly \$40 million in Tampa Bay area charities through a variety of programs and donations, the most notable being the Lightning Community Heroes program, in which \$50,000 is donated to worthy individuals and their non-profits of choice at each Bolts home game. Through the 2018-19 season, more than \$18.5 million has been donated through the Community Heroes program to more than 400 local non-profits.

The Lightning's success under Vinik has coincided with the emergence of a development company, Strategic Property Partners (SPP), LLC and its plan to develop approximately 60 acres in downtown Tampa's south core into a new district entitled "Water Street Tampa." SPP, a partnership between Vinik and Cascade Investment, LLC of Kirkland, Washington, is expecting to deliver approximately \$3 billion in investment to bring Water Street Tampa to life and reinvent the blocks surrounding AMALIE Arena into a walkable, 24-7 live, work, play and stay wellness district. With construction of phase one already underway, the district will eventually include a School of Medicine for the University of South Florida, corporate office buildings, three Marriott hotel properties, residences, retail, restaurants, entertainment and improved infrastructure.

Vinik is also the impetus behind Embarc Collective, an innovation hub which opened in downtown Tampa in 2019. Embarc formally brings together startup companies, venture capitalists, academic resources, and startup-focused partners in a central physical hub to help open opportunities,

inspire iteration, push progress and put Tampa Bay on the map as a prime destination for diverse startup talent to make an impact.

Jeff and Penny Vinik continue to personally invest in the community, bringing one-of-a-kind art installations "The Beach," "Art of the Brick," and "Love is Calling" to the city of Tampa. The Beach came to AMALIE Arena in 2016 and featured 1.2 million translucent white balls, creating an indoor beach for nearly 100,000 patrons. Art of the Brick, the first exhibit to focus exclusively on the use of LEGO bricks as an art medium, was brought to downtown Tampa in 2017. Love is Calling, an iconic infinity room, made by Kusama, considered the best female artist in the world, will be a featured exhibit at the Tampa Museum of Art for six months during 2018-19.

The Vinik family has also directly contributed to several local non-profits, including the Florida Aquarium, Tampa Museum of Art, the United Way of Suncoast, Metropolitan Ministries and Tampa Preparatory School and Jeff served as the Chairman of the American Heart Association's 2018 Tampa Bay Heart Walk.

In August of 2018, the Viniks helped cut the ribbon on the \$2.5 million Jeff and Penny Vinik Family Winston Park Boys and Girls Club in east Tampa. In 2017, the Viniks donated \$1 million to relief efforts after Hurricane Harvey struck the state of Texas and another \$1 million (through the Lightning Foundation) after Hurricane Irma devastated much of the state of Florida. In September 2017, the University of South Florida's Muma College of Business renamed its dual-degree sport-focused graduate program the Vinik Sport and Entertainment Program, a result of Jeff and Penny's support of the University and this field of study.

In September of 2019, through the Vinik Family Foundation, the Viniks donated \$5 million to help IDEA Public Schools, a network of nationally acclaimed, tuition-free college preparatory public charter schools, launch four new schools in the Tampa Bay area.

Penny Vinik is the chair of a community arts initiative which is enabling Tampa Bay-based artists to display their works throughout AMALIE Arena. She is a member of the Board of Trustees at Tampa Preparatory School and a board member of Tampa Museum of Art, where she led the search to select its Executive Director.

After growing up in New Jersey and attending high school at Riverdale Country School in New York City, Vinik graduated from Duke University (1981) with a Bachelor of Science degree in Engineering and Economics. He went on to earn his Masters of Business Administration degree from the Harvard Business School, graduating in 1985.

Vinik was awarded Duke University's Distinguished Young Alumni Award in 1994, and he later served on the Duke University Board of Trustees. In May 2012 the family made a \$10-million donation to Duke to establish a faculty challenge fund that is being used to hire and retain professors who focus on complex societal challenges such as engineering and related areas in energy, global health, brain sciences and the environment.

In addition to his primary business interests in Tampa Bay, Vinik maintains interests in several other entities, including aXiomatic, a Los Angeles-based esports and gaming company of which he is co-executive chairman. Founded in September of 2016, aXiomatic is the majority owner of the Team Liquid franchise, a stalwart esports franchise, which won DOTA2's The International 2017 and secured back-to-back North American championships in 2018 for League of Legends' North American League Championship Series.

Jeff and Penny reside in South Tampa and have four children: Danny, Jared, Kyra and Joshua.

STEVE GRIGGS

CHIEF EXECUTIVE OFFICER



STEVE GRIGGS is entering his fifth season as chief executive officer of the Tampa Bay Lightning and AMALIE Arena after being named to the position on July 24, 2015. Prior to being tabbed as CEO, he spent one year as team president and four as chief operating officer. Griggs first joined the organization as COO on August 31, 2010. He oversees all of the organization's business operations, including all concerts and events held at AMALIE Arena and the Yuengling Center. Griggs also serves in the same capacity for Tampa Bay Entertainment Properties, LLC, an entity formed by Jeff Vinik in 2017 which specializes in partnership sales, consulting, marketing and operations in the sports and entertainment industry, and Tampa Bay Sports & Entertainment, the parent company of the Tampa Bay Lightning, AMALIE Arena, the Yuengling Center and TBEP.

Griggs helped lead the Lightning through a monumental year in 2018-19. The Lightning experienced unprecedented success during the regular season, winning a franchise-best 62 games, tied for the most in NHL history. The Bolts' 128 regular season points were the fourth most all-time in League history and the most in the NHL in 2018-19 by 21 points over second-place finishers Calgary and Boston, allowing Tampa Bay to capture its first-ever Presidents' Trophy. The Lightning also secured their second-consecutive Atlantic Division crown and fourth division title overall. Under Griggs' guidance, the Lightning unveiled a new third jersey and uniform system to much success during the 2018-19 season, an undertaking nearly two years in the making and a collaborative work between the Lightning, adidas and the NHL. Off the ice, the Lightning continued to transform the Tampa Bay landscape through its grassroots community efforts. The Lightning's community hockey department, Lightning Made, opened a new outdoor street hockey rink in Lakewood Ranch and broke ground on a second in Oldsmar, two of 10 public outdoor street hockey rinks the organization has committed to building through their Build the Thunder 2.0 and Connect the Thunder programs. Lightning Made handed out its 100,000th street hockey stick at Colson Elementary School in April 2019 as part of the Equip the Thunder program, which started in 2015 and has been dedicated to introducing the game of hockey to fourth- and eighth-grade students by donating hockey equipment to schools. Griggs also spearheaded the organization's launch of the new Lightning Made Training Center, a focal point for youth to learn the game and for the team to continue teaching and educating more than just on-ice skills. Since 2015, the Lightning, in conjunction with the NHL and the NHL Players Association, have invested more than \$6 million to grow the game of hockey and teach life skills to youth throughout the Tampa Bay community.

During Griggs' tenure with the Lightning, the organization has risen to unprecedented heights, as evidenced by the team selling out 201 consecutive games entering the 2019-20 season, a streak that is expected to continue as the team is projected to sell out every 2019-20 regular season game. Griggs engineered a 95 percent Season Ticket Member renewal rate for the 2019-20 season. Season ticket sales were capped at 15,000 for the third-consecutive summer, and the Lightning Priority Access Club stands at 4,800 seats and growing. In addition, the team and broadcast partner FOX Sports Sun set all-time viewership records during 2018-19. Prior to Griggs' arrival, the Lightning played to 83 percent capacity or less for two consecutive seasons before seeing a major turnaround at the gate and a major brand renaissance. With the significant increase in attendance and overall brand awareness over the past few seasons, the team has in turn seen increases in revenues and profitability. Under Griggs' guidance, the Bolts have also continued to see a significant boost in corporate partnerships driven by key sponsorship renewals, new business growth and in-market brand and retail activations. The Lightning once again saw a high renewal percentage amongst current partners including Tampa General Hospital, Apple, Southwest Airlines and Honda. In addition, the team has added several new best-in-brand local, national and international partners including Cigar City Brewing, Pepsi, Grant Thornton and Ling Long Tires.

Griggs was instrumental in generating the team's "Be the Thunder" campaign that has galvanized the fan base and served as a rallying cry to fans both at the games and in the community. "Be the Thunder" enters its ninth consecutive season in 2019-20, further demonstrating its staying power and paying tribute

to the Lightning's passionate fan base, making them part of the team. Griggs continues to play a significant role in the vast improvements being made each year to AMALIE Arena. Over the past seven years, the team has invested more than \$80 million in renovations to the arena with more scheduled, continuing to create a world class experience of fans, season ticket members and corporate partners. Under Griggs' guidance, the Lightning were ranked No. 1 in ESPN's "Ultimate Standings" in September 2016. Prior to taking home the top honors, the Lightning were ranked in the Top 10 in 2011, 2012, 2014 and 2015. The accolades didn't end there as Tampa Bay was named a finalist for the Sports Business Journal's Sports Team of the Year in 2016, the only NHL team to do so. The organization has also been recognized for its corporate culture, being named to the Tampa Bay Times' Top 100 Best Places to Work in each of the previous five years.

Most recently, Griggs played a pivotal role in the formation of Tampa Bay Entertainment Properties, LLC (TBEP) and its groundbreaking agreement with the University of South Florida on a 10-year multimedia rights partnership and facility management of the USF Sun Dome. The agreement grants TBEP the exclusive rights to all commercial multimedia sports marketing, sponsorship, and respective inventory possessed by USF Athletics. On June 10, 2018, TBEP announced a new multi-year agreement to rename the Sun Dome to the Yuengling Center, partnering with D.G. Yuengling & Son, America's Oldest Brewery, who has maintained a facility near the university since 1999. In 2018, TBEP also launched The Identity Tampa Bay, an on-demand digital network that will offer local lifestyle, entertainment and sports content in multiple forms, including a newsletter, digital media and streaming services.

Before coming to Tampa Bay, Griggs spent nearly three years serving as executive vice president of sales and marketing for the Orlando Magic. During his time in Orlando, Griggs oversaw the Magic's corporate partnerships, premium sales and services, season ticket services and operations, brand management, event presentation and ticket sales departments. Griggs also directed strategic sales and marketing efforts for the new Amway Center, which opened in October 2010.

Prior to joining the Magic, Griggs served for seven years as the vice president of sales and service for the Minnesota Wild of the National Hockey League and their parent company, Minnesota Sports & Entertainment (MSE). In Minnesota, Griggs' responsibilities included overseeing all Wild and MSE ticket sales and service, corporate sales and service, suite sales and service, retail operations as well as group and event suite sales. The Aurora, Ontario native also worked for Maple Leaf Sports & Entertainment (MLSE), the NBA's Toronto Raptors (1994-99) and the NHL's Toronto Maple Leafs (1998-99) as the director of ticket sales and service, where he led the sales and relocation efforts from historic Maple Leaf Gardens into Air Canada Centre in Toronto.

Griggs and his wife, Janell, have a daughter, Maddie, and a son, Jack.



JULIEN BRISEBOIS

VICE PRESIDENT & GENERAL MANAGER, ALTERNATE GOVERNOR

JULIEN BRISEBOIS was named the seventh general manager in franchise history on September 11, 2018 and is beginning his second season in that capacity. He is responsible for all Lightning hockey operations, including the coaching and scouting staffs, player procurement and development, as well as minor league affiliations and operations. Also serving as alternate governor, he reports directly to chairman and governor Jeff Vinik.

Under BriseBois' guidance, the 2018-19 team became the first in Lightning franchise history to capture the NHL's Presidents Trophy for best regular season record, the Bolts finishing 21 points ahead of second place Boston and Calgary. Tampa Bay's 128 points were the fourth most in a single season in NHL history, and the Lightning matched the 1995-96 Detroit Red Wings for the League record for victories (62) in a single season. The Lightning set franchise records for wins, points, home wins (tied with 2014-15), home points, road wins, road points, ROW, goals, goals per game, power-play percentage and longest win streak, among many others, in 2018-19. Also with BriseBois at the helm, Nikita Kucherov captured the Art Ross Trophy (NHL scoring champion), Hart Memorial Trophy (NHL MVP as voted by the PHWA) and Ted Lindsay Award (NHL MVP as voted by the NHLPA) and Andrei Vasilevskiy was awarded the Vezina Trophy (NHL top goaltender), the first such award given to a Lightning player, in 2018-19.

Prior to being promoted to general manager, BriseBois spent eight seasons as assistant general manager under Steve Yzerman. In that position BriseBois assisted in all aspects of player personnel decisions, player development, analytics, contract preparation and negotiation, collective bargaining agreement interpretation and compliance, as well as salary arbitration for the Lightning and the Syracuse Crunch of the American Hockey League, for whom he also served as general manager. In that role BriseBois was also part of the AHL's competition committee and served as the chairman of the AHL Player Development Committee.

As general manager of the Lightning's top affiliate, the Syracuse Crunch, and the Norfolk Admirals before that, BriseBois has been the architect of teams that reached the Calder Cup Final on three occasions during his tenure, including most recently in 2017 with the Crunch, and won the AHL's championship in 2012 with Norfolk. Syracuse's recent success is evidenced by the team qualifying for the postseason in four of the previous five seasons. With the Lightning's emphasis on drafting and development, the Crunch play an integral role in Tampa Bay's success. During BriseBois' tenure overseeing the Lightning's top minor league affiliate, they have produced two AHL most valuable players, two defensemen of the year and have graduated numerous key players, including many players on the current Lightning roster that has reached the Eastern Conference Final in three of the previous five seasons, including an appearance in the 2015 Stanley Cup Final. That list also includes head coach Jon Cooper, who coached for both the Admirals and Crunch, and assistant



coach Jeff Halpern, who served in the same role with the Crunch. During the 2011-12 season, BriseBois' Norfolk Admirals set a professional sports record with a 28-game win streak that propelled Norfolk to the AHL's best regular season record. The team's regular season success continued in the playoffs as the Admirals went on to win the organization's first Calder Cup, the first championship by a Lightning AHL affiliate. BriseBois was instrumental in helping build the organization's depth with signings that proved instrumental to both the Lightning and the Admirals, demonstrated by nine players being recalled to Tampa Bay during that season. In 2010-11 the Hockey News recognized BriseBois as the top hockey executive under 40 years of age in their "Top 40 Under 40" listing.

Prior to coming to Tampa Bay, BriseBois, 42, spent nine seasons with the Montreal Canadiens after joining the organization on September 1, 2001 as director of legal affairs. In July of 2003 he added director of hockey operations to his duties before being named vice president of hockey operations on July 24, 2006. In this capacity, BriseBois oversaw the Canadiens' AHL affiliate, the Hamilton Bulldogs. The Bulldogs went on to win the 2007 Calder Cup during the first season under BriseBois' direction. On August 23, 2007 BriseBois was named the general manager of the Hamilton Bulldogs, making him the youngest in the AHL at the time. During that time he retained his position with the Canadiens.

A native of Greenfield Park, Quebec, BriseBois was employed by the Heenan Blaikie law firm before joining the Canadiens. During that time he worked in the field of sports law, where he represented several NHL and Major League Baseball clubs in arbitration cases as well as acting as an advisor in contract negotiations. BriseBois also participated in the reform of the Constitution and By-Laws of the Quebec Major Junior Hockey League.

BriseBois is a graduate of the University Of Montreal Faculty Of Law and earned a Master's degree in business administration from the John Molson School of Business at Concordia University. He is a member of the Quebec Bar, the American Bar Association and the Sports Lawyers Association.

STACY ROEST

ASSISTANT GENERAL MANAGER - DIRECTOR OF PLAYER DEVELOPMENT



NHL veteran **STACY ROEST** enters his eighth season with the Tampa Bay Lightning in 2019-20 and his first as assistant general manager - director of player development, a post he was promoted to on May 6, 2019. Roest also assumed the role of general manager of the American Hockey League's Syracuse Crunch, the Lightning's top minor league affiliate. Previously, Roest was brought into the organization as director of player development on July 1, 2013.

Roest, 45, has worked extensively with the Syracuse Crunch since joining the organization and has been a vital member of Tampa Bay's player development process, both on and off the ice. He also has planned and ran the Lightning's offseason prospect and development camps while providing support and tracking the athletes' progress with their collegiate, junior and/or minor league teams. He spent seven seasons in the previous position before promotion

to assistant general manager of the Lightning and general manager of the Crunch. He will remain focused on player development while also managing the minor league roster and Tampa Bay's professional relationship with the Crunch and its management team.

The Lethbridge, Alberta native played in 244 career NHL games with the Detroit Red Wings and Minnesota Wild. He finished his NHL career, posting 28 goals and 76 points. Roest also skated in 309 career American Hockey League games, collecting 99 goals and 286 points. He finished his career playing for the Rapperswil-Jona Lakers in Switzerland's top league from the 2003-04 season until he retired in 2012. Roest also represented Canada at the Spengler Cup seven times during his career, captaining the team twice.

AL MURRAY

ASSISTANT GENERAL MANAGER - DIRECTOR OF AMATEUR SCOUTING



AL MURRAY enters his 10th season with the Lightning and first as assistant general manager - director of amateur scouting, a post he was elevated to on May 6, 2019. Previously, Murray joined the Lightning organization on August 16, 2010 as director of amateur scouting.

Murray oversees all amateur scouting operations along with the Lightning's draft preparation and execution, reporting directly to the general manager. With Tampa Bay, Murray has been lauded for his ability to find high-end prospects outside the first round, as evidenced by selecting Nikita Kucherov - the 2019 winner of the Art Ross Trophy, Ted Lindsay Award and Hart Trophy -- in the second round and NHL All-Star Brayden Point in the third. That trend continued in 2018-19 with former late-round picks Anthony Cirelli (3rd round) and Mathieu Joseph (4th round) having significant impacts on the Lightning.

Before coming to Tampa Bay, Murray served with Hockey Canada for three years as head scout of men's national teams. During his time with Hockey Canada, he was responsible for all player evaluations and selections for the National Junior Team as well as the National Men's Under-18 Team. He also worked with regional under-17 programs. Murray won the Gold Medal at both the 2008 and 2009 World Junior Championships and won gold at the 2008 World Under-18 Championship. He won championships with the National Men's Summer Under-18 Team at the 2008, 2009 and 2010 Ivan Hlinka Memorial Tournaments.

Prior to joining Hockey Canada, Murray spent 12 years with the Los Angeles Kings, serving as director of amateur scouting. In that position he was responsible for the team's amateur scouting operation, including scheduling, assignments, evaluation of talent and development of the final list of players leading up to the NHL Entry Draft. Before Murray was named to that position, he spent six years as the Kings' western scouting coordinator.

Murray served as head coach of the University of Regina's men's hockey team from 1985-88. Before that he served as the development coordinator for the Ottawa District Hockey Association, one of Hockey Canada's 13 branches. Murray also spent time as the head coach of the Kemptville 73s (Junior B) and Ottawa Senators (Junior A). He also won a bronze medal as an assistant coach with the University of Ottawa men's team at the 1981 CIAU championship.



JAMIE PUSHOR

ASSISTANT GENERAL MANAGER – DIRECTOR OF PLAYER PERSONNEL



NHL veteran **JAMIE PUSHOR** enters his ninth season with the Tampa Bay Lightning and first as Assistant General Manager – Director of Player Personnel, a position he was elevated to on May 6, 2019. Prior to his promotion, Pushor served as the Lightning's Director of Professional Scouting for the 2018-19 season.

In his new role, Pushor will oversee the team's professional scouting operations, assignments and staffing at both the AHL and NHL levels. He joined the Lightning organization in August of 2011 as a professional scout. Pushor played 14 professional seasons, including 521 career NHL games and 404 AHL contests. He played 11 seasons in the NHL with the Detroit Red Wings, Anaheim Ducks, Dallas Stars, Columbus Blue Jackets, Pittsburgh Penguins and New York Rangers. He won the Stanley Cup as a member of the Detroit Red Wings in 1997.

Pushor was drafted by the Red Wings 32nd overall at the 1991 NHL Draft.

MATHIEU DARCHÉ

DIRECTOR OF HOCKEY OPERATIONS



Former Lightning forward and NHL veteran **MATHIEU DARCHÉ** joined the Tampa Bay organization on May 6, 2019 as Director of Hockey Operations. Darché will assist General Manager Julien BriseBois in all aspects of player personnel decisions, analytics, player development, contract preparation and negotiation, budgeting, scheduling and cap tracking.

A veteran of 250 NHL games played with the Lightning, Columbus Blue Jackets, Nashville Predators, San Jose Sharks and Montreal Canadiens, Darché, 42, joins the Bolts after formally retiring as a player in 2013. He was heavily involved as part of the NHLPA negotiating committee during the 2012-13 work stoppage, also serving on the negotiating committee of the Professional Hockey Players Association for the American Hockey League's collective bargaining agreement.

After retiring as a player, Darché worked for Delmar International, a Canadian customs broker and freight forwarder with more than 1,000 employees worldwide offering complete cargo management supply chain solutions, in the position of vice president of sales and marketing. He also served five years on the board of Ronald McDonald House and six years as a television hockey analyst on RDS. Darché graduated from McGill University in Montreal in 2000 with a commerce degree, majoring in marketing and international business, and was named to the school's sports hall of fame in 2015.

JON COOPER

HEAD COACH



JON COOPER was named the eighth head coach in Lightning franchise history on March 25, 2013. He made his NHL coaching debut at AMALIE Arena on March 29, 2013 in a 5-4 shootout victory against the New Jersey Devils. In a little more than six seasons as the Lightning's bench boss, Cooper has amassed a 304-159-44 record -- his .643 regular season points percentage is the highest in franchise history -- while guiding the Bolts to three of the previous five Eastern Conference Finals or better, including the 2015 Stanley Cup Final. Cooper earned his 100th career NHL victory on April 11, 2015, making him the fifth-fastest coach among those who debuted in the league since 2000 to reach that mark. Cooper picked up career NHL win No. 300 on March 21, 2019, becoming the 49th head coach in NHL history to reach the 300-win milestone and joining Bruce Boudreau as the only coaches to have at least 300 career wins through 500 regular season games. Cooper's .600 regular season win percentage is the highest in NHL history among head coaches with 300 or more games coached. In both 2019 and 2014, Cooper was named a finalist for the Jack Adams Award, given annually to the NHL's top coach. He joined the Lightning after spending three seasons behind the bench of Tampa Bay's top minor league affiliates, the Norfolk Admirals (2010-12) and the Syracuse Crunch (2012-13), compiling a 133-62-26 (.661) record in 221 AHL games.

During the six full seasons with Cooper behind the bench (2013-19), the Lightning have enjoyed consistent success on the ice, averaging more than 100 points per campaign. Tampa Bay's 304 regular season wins since Cooper's hiring are the most in the entire NHL during that span. The Lightning have also been the league's best offensive team during that time, ranking first in the NHL with 1,596 goals. The Lightning have also played in more Stanley Cup Playoff games since 2013 than all but seven teams (PIT, SJS, WSH, BOS, CHI, STL, NYR). Their 36 playoff wins during that time are tied for the seventh most in the league, and Tampa Bay's 36 wins since the 2015 playoffs are the third most (PIT, WSH).

Cooper guided the Lightning to the best regular season in franchise history and one of the finest ever in the NHL in 2018-19, culminating in the franchise's first-ever Presidents' Trophy after finishing 21 points better than second place Boston and Calgary in the final regular season standings. Tampa Bay tied the 1995-96 Detroit Red Wings for the NHL record for most victories in a single season after picking up win No. 62 in the last regular season game at Boston, Cooper joining Scotty Bowman (1976-77 Montreal and 1995-96 Detroit) as the only head coaches in NHL history to guide his team to at least 60 regular season wins in a single season. The Lightning's 128 points were the fourth most in NHL history. The Bolts set franchise records for wins, points, home wins (tied with 2014-15), home points, road wins, road points, ROW, goals, goals per game, power-play percentage and longest win streak, among many others, in 2018-19. Also with Cooper behind the bench, Nikita Kucherov captured the Art Ross Trophy (NHL scoring champion), Hart Memorial Trophy (NHL MVP as voted by the PHWA) and Ted Lindsay Award (NHL MVP as voted by the NHLPA) and Andrei Vasilevskiy was awarded the Vezina Trophy (NHL top goaltender), the first such award given to a Lightning player, in 2018-19.

Prior to being named the bench boss of the Lightning, Cooper was awarded the Louis A.R. Pieri Memorial Award as the AHL's top coach in 2012 after guiding the Admirals to the Calder Cup Championship. In two years in Norfolk, he led the Admirals to a 94-44-18 regular season record and a 17-7 mark in the playoffs. In 2011-12, the Cooper-led Admirals set franchise records with 55 wins and 113 points en route to the organization's first Championship, and the first for a Lightning affiliate. Along the way, Cooper and his team set a North American professional sports record, winning a remarkable 28 consecutive games. That season Norfolk earned the Macgregor Kilpatrick Trophy as the AHL's regular season points champion, while also capturing the league's East Division title.

Before joining the AHL ranks, Cooper also found success in junior hockey. He is the only coach to win a national championship in all three tiers of junior hockey in the United States. Before joining the Admirals, he coached the USHL's (Tier I) Green Bay Gamblers, posting an 84-27-9 record in two seasons. Under Cooper's guidance the Gamblers posted back-to-back seasons with the best record in the USHL and won the 2010 Clark Cup. In 2008-09, Cooper's first season, Green Bay saw a 50-point increase from the previous year, setting a USHL record for largest single-season improvement. He was rewarded with the 2009 and 2010 USHL General Manager of the Year Awards, as well as being named the 2010 USHL Coach of the Year. Cooper also won championships with the St. Louis Bandits of the NAHL (Tier II) in 2007 & 2008 while being named the league's Coach of the Year in 2005 and 2008. Cooper also guided the Metro Jets to the NA3HL (Tier III) national championship in 2002.

A native of Prince George, British Columbia, Cooper, 52, played high school hockey at Notre Dame in Wilcox, Saskatchewan. He then moved on to Hofstra University, where he obtained his bachelor's degree in business administration. While at Hofstra he was a four-year letter-winner with the men's Division I lacrosse team while also playing one year on the school's club hockey team. He then went on to earn a law degree from Thomas M. Cooley Law School (now Western Michigan University Cooley Law School) in Lansing, Michigan, where he practiced until 2003 when he closed his practice to pursue a career in coaching.

Cooper is active with a number of charitable causes. Among others, he continually participates in the battle against pediatric cancer and holds an annual event called Coop's Catch for Kids, a charity fishing derby which benefits local childhood cancer research and care organizations.

JON COOPER'S HEAD COACHING RECORD

| SEASON | TEAM | LEAGUE | GP | W | L | OTL | PCT | RESULT |
|------------|---------------------|--------|-----|-----|-----|-----|-------|----------------------|
| 2003-04 | TEXARKANA | NAHL | 56 | 30 | 24 | 2 | 0.554 | LOST IN FIRST ROUND |
| 2004-05 | TEXARKANA | NAHL | 56 | 36 | 15 | 5 | 0.688 | LOST IN SECOND ROUND |
| 2005-06 | TEXARKANA | NAHL | 58 | 42 | 12 | 4 | 0.759 | LOST IN SECOND ROUND |
| 2006-07 | ST. LOUIS BANDITS | NAHL | 62 | 43 | 14 | 5 | 0.734 | WON ROBERTSON CUP |
| 2007-08 | ST. LOUIS BANDITS | NAHL | 58 | 47 | 9 | 2 | 0.828 | WON ROBERTSON CUP |
| 2008-09 | GREEN BAY GAMBLERS | USHL | 60 | 39 | 17 | 4 | 0.683 | LOST IN SECOND ROUND |
| 2009-10 | GREEN BAY GAMBLERS | USHL | 60 | 45 | 10 | 5 | 0.792 | WON CLARK CUP |
| 2010-11 | NORFOLK ADMIRALS | AHL | 80 | 39 | 26 | 15 | 0.581 | LOST IN FIRST ROUND |
| 2011-12 | NORFOLK ADMIRALS | AHL | 76 | 55 | 18 | 3 | 0.743 | WON CALDER CUP |
| 2012-13 | SYRACUSE CRUNCH | AHL | 65 | 39 | 18 | 8 | 0.662 | **PROMOTED TO NHL |
| 2012-13* | TAMPA BAY LIGHTNING | NHL | 15 | 4 | 8 | 3 | 0.367 | OUT OF PLAYOFFS |
| 2013-14 | TAMPA BAY LIGHTNING | NHL | 82 | 46 | 27 | 9 | 0.616 | CONFERENCE QTR-FINAL |
| 2014-15 | TAMPA BAY LIGHTNING | NHL | 82 | 50 | 24 | 8 | 0.659 | STANLEY CUP FINAL |
| 2015-16 | TAMPA BAY LIGHTNING | NHL | 82 | 46 | 31 | 5 | 0.591 | CONFERENCE FINAL |
| 2016-17 | TAMPA BAY LIGHTNING | NHL | 82 | 42 | 30 | 10 | 0.573 | OUT OF PLAYOFFS |
| 2017-18 | TAMPA BAY LIGHTNING | NHL | 82 | 54 | 23 | 5 | 0.689 | CONFERENCE FINAL |
| 2018-19 | TAMPA BAY LIGHTNING | NHL | 82 | 62 | 16 | 4 | 0.780 | CONFERENCE QTR-FINAL |
| NHL TOTALS | | | 507 | 304 | 159 | 44 | 0.643 | |


* Hired on March 25, 2013 but did not appear behind the bench until March 29. Assistant coaches Dan Lacroix, Martin Raymond and Steve Thomas worked a 3-2 loss at Winnipeg on March 24. Lacroix and Thomas worked a 2-1 win vs. Buffalo on March 26.

** Promoted to Tampa Bay on March 25, 2013 and did not finish the season with Syracuse.



TODD RICHARDS

ASSISTANT COACH



TODD RICHARDS was hired to serve as assistant coach on Jon Cooper's staff on June 6, 2016.

Richards, 52, brings more than 400 career games of NHL head coaching experience to the coaching staff in Tampa Bay. He's compiled a career record of 204-183-37 during seven seasons as a bench boss, including five seasons with the Columbus Blue Jackets and two with the Minnesota Wild. Richards most recently served as head coach of the Blue Jackets, registering a record of 127-112-21 over five seasons, including back-to-back 40-win seasons in 2013-14 and 2014-15. He is the second-winningest coach in Columbus history and was the franchise's first coach to record three consecutive winning seasons.

Prior to joining the Blue Jackets, Richards was the Wild's second head coach in franchise history and guided Minnesota to two consecutive winning seasons. His coaching career in the NHL started as an assistant with the San Jose Sharks during the 2008-09 season, helping the Sharks capture the Presidents' Trophy with an NHL-best record of 53-18-11.

Richards served as head coach of the Wilkes-Barre/Scranton Penguins for the 2006-07 and 2007-08 seasons. In two seasons with the Penguins, he compiled a record of 98-49-13, which included a trip to the Calder Cup Final in 2008. He also coached the PlanetUSA team at the 2007 AHL All-Star Classic in Toronto.

The Crystal, Minnesota native led Team USA to a bronze medal as head coach at the 2015 IIHF World Championships in the Czech Republic and also served as an assistant coach for Team USA at the 2014 Olympic Games in Sochi, Russia.

Richards was drafted by the Montreal Canadiens with their third selection, 33rd overall, at the 1985 NHL Entry Draft. He made his NHL debut in 1990 and skated in eight career NHL games, posting four assists and four penalty minutes.

JEFF HALPERN

ASSISTANT COACH




JEFF HALPERN enters his second season as assistant coach with the Lightning. He was named to the position on June 22, 2018.

Halpern, 43, first joined the Lightning organization for the 2015-16 season as the team's player development coach. He worked closely with the organization's prospects in Syracuse to assist with individual development. Halpern was hired as a full time assistant coach with the Crunch on June 27, 2016, working alongside head coach Benoit Groulx. He spent two seasons behind the bench for Syracuse, playing an integral role in the team's second run to the Calder Cup Finals in 2017.

A native of Washington, D.C., Halpern played in 976 NHL games, including 126 with the Lightning from 2007 to 2010. During his 14 seasons in the NHL, he recorded 152 goals and 221 assists. Along with Tampa Bay, he spent time with the Washington Capitals, Dallas Stars, Los Angeles Kings, Montreal Canadiens and New York Rangers before finishing his playing career with the Phoenix Coyotes in 2014.

DEREK LALONDE

ASSISTANT COACH



DEREK LALONDE enters his second season as assistant coach with the Lightning. He was named to the position on July 12, 2018.

A native of Brasher Falls, New York, Lalonde, 46, spent two seasons as head coach of the Iowa Wild of the American Hockey League, top affiliate of the NHL's Minnesota Wild, before coming to Tampa Bay. During his tenure in Des Moines, he posted a 69-58-17-8 record, becoming the first coach in Iowa Wild history to record a winning season after going 36-31-7-2 during his first campaign in 2016-17. Under his leadership the Wild posted team records for wins, home wins, road wins, fewest losses and total points in a season. Prior to joining the Wild organization, Lalonde spent two seasons as head coach of the ECHL's Toledo Walleye. He helped Toledo to a 97-35-7-5 record over that time, resulting in back-to-back playoff appearances. During his first season in 2014-15, Lalonde led the Walleye to a 50-15-5-2 record, claiming the Brabham Cup as the ECHL's regular season champions. The Walleye lost in Game 7 of the Eastern Conference Finals. In recognition of his success, Lalonde was named the ECHL's Coach of the Year after orchestrating a 58-point improvement from the previous season, the largest in ECHL history. During his second year in Toledo, the Walleye posted a record of 47-20-2-3, finishing with the team's second-consecutive regular season title.

Before joining the Walleye, Lalonde served as the head coach of the USHL's Green Bay Gamblers for three seasons, registering a record of 114-56-8-6. In 2011-12 he guided the Gamblers to a 47-9-2-2 record and the organization's fourth Clark Cup Championship, leading to him being named the USHL's Coach of the Year. Lightning head coach Jon Cooper also previously served as head coach of the Gamblers (2008-2010), winning the Clark Cup in 2010.

Lalonde served as an assistant coach at the University of Denver from 2006-2011, helping the Pioneers to a 122-63-19 record and two WCHA Championships in 2008 and 2010, as well as four consecutive NCAA Tournament appearances. He began his collegiate coaching career as an assistant at Ferris State University from 2003-2006. Lalonde graduated from Cortland State, where he also played goaltender, with a B.S.E. in physical education and later earned a M.A. in education administration from the Massachusetts College of Liberal Arts.

FRANTZ JEAN

GOALTENDING COACH



The Lightning named **FRANTZ JEAN** as goaltending coach on September 7, 2010. Currently entering his 10th season, he works with and develops all goaltenders in the organization. Jean has been involved in coaching for nearly 30 years.

During his tenure with the Lightning, Jean helped guide the organization's goaltenders to the 2019 Presidents Trophy, 2019 Eastern Conference Quarterfinal, 2018 Eastern Conference Final, 2016 Eastern Conference Final, 2015 Stanley Cup Final, 2014 Eastern Conference Quarterfinal, 2013 Calder Cup Final (AHL), 2012 Calder and Kelly Cup (ECHL) Championships as well as the 2011 Eastern Conference Final. He has been instrumental in aiding the transition of Russian phenom Andrei Vasilevskiy to the North American style of play, highlighted by Vasilevskiy winning the first Vezina Trophy in franchise history and being named to two consecutive NHL All-Star Games in 2018 and 2019.

During his time in Tampa Bay, Jean has helped produce a Vezina Trophy winner, four Vezina finalists (Vasilevskiy in 2019 and 2018, Ben Bishop in 2016 and 2014), three NHL All-Star Game participants (Vasilevskiy in 2019 and 2018, Bishop in 2016) and two NHL Postseason All-Star Team selections (Vasilevskiy in 2019 and Bishop in 2016). Under Jean's tutelage, Bishop became the franchise's all-time leader in numerous goaltending statistical categories, many of which have since been overtaken by Vasilevskiy.

Prior to joining Tampa Bay, Jean spent 12 years with the Moncton Wildcats of the QMJHL. During Jean's time with the Wildcats, the team won two league championships (2005-06, 2009-10) and allowed the least number of goals in a season on four occasions. Under his mentorship, Wildcats goalies have earned league MVP, defensive player of the year, goaltender of the year, first and second team All-Star team awards and several league goaltending records. Jean was also a member of the coaching staff on the 2009 and 2010 Hockey Canada Under 18 teams that won gold medals at the Ivan Hlinka international tournament.

Jean played major junior hockey with St. Hyacinthe and Victoriaville of the QMJHL, and after a tryout with the Montreal Canadiens in 1991, earned a scholarship to the Université de Moncton, where he played for four-and-a-half seasons with les Aigles Bleus, winning the 1994-95 national championship and being named to the 1992-93 AUAA First All-Star Team. Jean was also a member of Hockey Canada's National Goaltending Consultants Team from 2006-11.



NIGEL KIRWAN

VIDEO COACH



Video coach **Nigel Kirwan** is an original member of the Lightning organization. He is responsible for breakdown of pre-scout and game film, formulation of scouting reports on opposing clubs and the creation of highlight and specialty film for use by the Lightning coaches and players. Additionally, Kirwan previously coached Lightning prospects during team rookie and development camps.

Kirwan coached amateur hockey at various levels in both Canada and the United States for 17 years. He is very active in youth hockey camps and clinics, including Tampa Bay's "Lightning Made" youth camps. He also served as the video coach for Team USA at the 2009 and 2008 World Championships in Switzerland and Canada, respectively. Kirwan also joined Team USA for the 2016 World Cup.

A native of Winnipeg, Manitoba, Kirwan attended the University of Western Ontario and the University of Tampa. He started with the Lightning as a member of the front office staff for four years before then-coach Terry Crisp hired him prior the start of the 1996-97 season.

BRIAN GARLOCK

VIDEO COORDINATOR



BRIAN GARLOCK enters his seventh season as video coordinator with the Lightning in 2019-20 after spending three years under head coach Jon Cooper at both the Syracuse Crunch and Norfolk Admirals of the American Hockey League. He aids the staff in video scouting, game planning and preparation.

Garlock previously worked with the Green Bay Gamblers of the USHL and the St. Louis Bandits of the NAHL as an assistant coach, where he also worked under Cooper. Garlock hails from Big Rapids, Michigan, where he played on the Big Rapids High School Varsity Ice Hockey Team for four years.

MARK LAMBERT

DIRECTOR OF HIGH PERFORMANCE AND STRENGTH COACH



MARK LAMBERT enters his ninth season with the Lightning, his second as director of high performance and strength coach after previous serving as strength and conditioning coach.

An industry veteran of more than 20 years, Lambert has worked with hundreds of athletes ranging from amateur ranks to the professional tiers as well. With the Lightning, Lambert is responsible for overseeing all planning for in- and off-season player workout regimens to optimize performance and increase player physicality.

Prior to joining Tampa Bay, Lambert served as the head strength coach at Axxeleration Inc., an organization that specializes in enhancing the performance level of both collegiate and professional athletes while simultaneously minimizing the risk of injury through testing muscular power, strength, strength ratios, body composition and muscle fiber dominance.

No stranger to the game of hockey, Lambert previously worked at various levels ranging from the CHL, college and midget hockey.

A frequent author of numerous fitness-related periodical articles, Lambert also delivers numerous lectures on nutrition and topics regarding personal health.

RYAN BELEC

SENIOR DIRECTOR OF TEAM SERVICES



In his 20th season with the Tampa Bay Lightning and 12th overseeing team services, **RYAN BELEC** manages Lightning team travel and other accommodations. His core responsibilities include air and ground transportation as well as hotel accommodations and team catering. Additionally, he is responsible for player reassignments and relocation.

Before being named director of team services, Belec served as assistant to the general manager for eight seasons. He assisted the general manager with every aspect of hockey operations for the Lightning. He also served as vice president of hockey operations for the Johnstown Chiefs of the ECHL during the 2006-07 season.

A 2000 graduate of the Laurentian University School of Sports Administration in Sudbury, Ontario, Belec owns a Bachelor of Commerce degree in Sports Administration.

LIZ KOHARSKI

DIRECTOR OF HOCKEY ADMINISTRATION



LIZ KOHARSKI is in her 15th year with the Lightning and assists vice president and general manager, Julien BriseBois, with the administrative functions of hockey operations.

Koharski is responsible for all administrative procedures involved in maintaining player and coach contracts as well as the transfers and trades of players. In addition, Koharski prepares written agreements between the Lightning and its minor league affiliates while coordinating correspondence with NHL officers and team executives.

Prior to joining the Lightning, the Massachusetts native served as the executive assistant to the president and CEO of the American Hockey League. She held that position for six years after previously working with the AHL's Beast of New Haven.

Koharski is a graduate of St. Anselm College in Manchester, New Hampshire.

MICHAEL PETERSON

DIRECTOR OF HOCKEY ANALYTICS



MICHAEL PETERSON enters his 11th season overseeing hockey analytics for the Tampa Bay Lightning, his second after previously serving as statistical analyst for nine years. He is responsible for assisting management and the coaching staff by providing analytical and statistical evaluation for hockey operations and contract valuation. Peterson also gives data-driven recommendations for the draft, free agency, trades and other areas as needed. Peterson assists other departments with special statistical projects, including ticket sales, pricing and revenue. He reports to both the general manager and assistant general managers.

Prior to joining the Lightning, Peterson worked on a consultant basis with the Tampa Bay Rays and Cleveland Indians of Major League Baseball. He also served as an instructor at both DeVry University and Valencia Community College in Orlando, Florida. Peterson currently co-teaches the graduate Sport Business Analytics course as part of the curriculum of the University of South Florida Vinik Sport and Entertainment Management program.

A native of Midland, Texas, Peterson holds bachelor's degrees in computer science and mathematics. After undergraduate, Peterson went on to get his master's in mathematics from Texas Tech University, from which he graduated Summa Cum Laude. He holds a MBA and Master's in Sport Business Management from the DeVos Sport Business Management School at the University of Central Florida. During his time at UCF, Peterson also worked as a research and graduate assistant.



RAY THILL

EQUIPMENT MANAGER




In his 21st year with the Tampa Bay Lightning, equipment manager **RAY THILL** is responsible for all equipment maintenance, inventory and ordering.

Prior to joining the Lightning, Thill served as the equipment manager for the Detroit Vipers of the IHL for one season. Thill also spent four seasons on the equipment staff of the Chicago Wolves of the IHL, winning the Turner Cup Championship with the Wolves in 1997-98. He also served as the equipment manager for Team USA at the 2008, 2009 and 2012 IIHF Ice Hockey World Championships in Canada, Switzerland and Finland/Sweden, respectively. Thill was also selected to participate in the 2012 NHL All-Star Game in Ottawa and the 2018 NHL All-Star Game in Tampa. Thill most recently served on the staff of the Team USA Men's Ice Hockey Team at the 2014 Winter Olympics in Sochi, Russia.

ROB KENNEDY

ASSISTANT EQUIPMENT MANAGER



ROB KENNEDY enters his 13th season as assistant equipment manager with the Lightning in 2019-20.

Prior to joining Tampa Bay, Kennedy spent two seasons with the Florida Panthers organization after his time as the head equipment manager for the AHL's Cleveland Barons. Before joining the Barons, he served as head equipment manager of the Muskegon Fury for three years, where he earned a Colonial Cup Championship in 2002. Kennedy also won the IHL's Turner Cup with the Chicago Wolves in 2000. He was a member of the equipment staff for the 2012 NHL All-Star Game in Ottawa. Kennedy also served as an equipment assistant for Team USA at the 2012 IIHF Ice Hockey World Championships in Finland/Sweden.

JASON BERGER

ASSISTANT EQUIPMENT MANAGER



JASON BERGER is entering his third season as assistant equipment manager for the Tampa Bay Lightning.

Berger joins the Lightning after spending the previous five seasons (2012-17) as head equipment manager with the Providence Bruins of the American Hockey League. Prior to joining the Bruins, Berger won a Kelly Cup Championship while working as head equipment manager for the Florida Everblades of the ECHL. From 2007 to 2011, he served as head equipment manager of the Seattle Thunderbirds of the WHL.

A native of Philadelphia, Pennsylvania, Berger has a B.S. in sports/entertainment/event management from Johnson & Wales University in Providence.

TOM MULLIGAN

HEAD ATHLETIC TRAINER



Entering his 18th year with the Lightning as head athletic trainer, **TOM MULLIGAN** oversees each aspect of the organization's medical, rehabilitation and athletic training operations.

Prior to joining the Lightning organization, Mulligan spent four seasons as the head athletic trainer and physical therapist for the Providence Bruins of the American Hockey League. While with the Bruins, Mulligan's responsibilities included all traditional athletic training duties as well as massages and strength and conditioning of all players. He also served as the head athletic trainer for Team USA during the 2008 and 2012 IIHF Ice Hockey World Championships in Canada and Sweden/Finland, respectively. Additionally, Mulligan was an athletic trainer on the staff of the Team USA Men's Ice Hockey Team at the 2014 Winter Olympics in Sochi, Russia.

Mulligan has twice been recognized by the Athletic Trainers Association of Florida, as he was given the organization's Professional Athletic Trainer of the Year Award in 2004 and 2018. He is a 1997 graduate of Quinnipiac College in Hamden, Connecticut, earning a Bachelor of Science degree in Physical Therapy with a minor in Biology. While at Quinnipiac, he served as a student athletic trainer for the men's ice hockey team for three seasons and also provided services to all other sports programs at the school.

MIKE POIRIER

ASSISTANT ATHLETIC TRAINER



MIKE POIRIER is in his 12th season as assistant athletic trainer for the Lightning. He assists Tom Mulligan with all medical and athletic training operations.

A native of Smithfield, Rhode Island, Poirier joined the Lightning after serving as head athletic trainer for the Providence Bruins of the American Hockey League from 2002-08. He joined the Bruins after spending the previous year as an athletic trainer with the National Football League's New England Patriots as they won Super Bowl XXXVI.

Poirier, 42, graduated from Tulane University in New Orleans, Louisiana with a B.S. in Exercise Science in 1999. He earned his M.S. in sports administration from Mississippi State University in 2001 and holds certifications in strength and conditioning, yoga, dry needling, as well as corrective exercise. Poirier, a graduate assistant trainer with the MSU football team from 1999-01, also worked at the Patriots' training camps from 1996-2001.

CHRISTIAN RIVAS

MANUAL THERAPIST



CHRISTIAN RIVAS enters his 10th season as manual therapist for the Tampa Bay Lightning. He joined the team prior to the 2010-11 campaign after arriving from the New York area, where he previously worked at PHP Hockey Performance Training Center in Darien, Connecticut as well as SPORTSLAB NYC.

Rivas, a specialist in active release techniques (ART), worked previously with NHL, NFL, NBA and MLB players during their off-season training. He also has extensive experience in other soft tissue manipulation modalities, ranging from sports massage to osteopathic manual and structural balancing techniques, from articular pumping to fascial unwinding, to name a few. Rivas' focus is to attempt to release areas of congestion, tightness and scarring of involved structures to enhance athletic performance.


The New York native attended Sutherland Academy of Osteopathic Medicine in Ontario, Canada and the Academy of Massage Therapy in New Jersey. He is nationally certified to practice massage through NCBTMB, is a certified flexibility specialist and a specialist in ART, while also being licensed by the University of the State of New York Licensing Board.

Rivas served in the same position with Team USA at the 2012 IIHF Ice Hockey World Championships in Finland/Sweden.



BRANDON RODGERS

ASSISTANT STRENGTH & CONDITIONING COACH, PHYSICAL THERAPIST



BRANDON RODGERS enters his second season with the Lightning, serving as assistant strength & conditioning coach and physical therapist. He will assist with the implementation of strength and high-performance programs as well as assist the medical staff by performing physical therapy and traditional athletic training services.

Rodgers, 27, completed a clinical partnership with the Dallas Stars during the 2017-18 season, serving as physical therapist and athletic trainer. The position was part of his sports physical therapy residency at the University of Texas Southwestern Medical Center.

A native of Pittsburgh, Rodgers earned a Bachelor of Science in Athletic Training from Frostburg State University in 2014 before completing a Doctorate of Physical Therapy from the University of Pittsburgh in 2017.

DR. IRA GUTTENTAG

MEDICAL DIRECTOR




A leader in the area of Sports Medicine and Knee and Shoulder reconstruction, **DR. IRA GUTTENTAG** is entering his 18th year as medical director for the Lightning. With extensive surgical experience, Dr. Guttentag utilizes the latest technology in treating sports injuries and degenerative arthritis of the knee and shoulder in athletes of all ages and levels.

A graduate of the University of South Florida College of Medicine, Dr. Guttentag completed his orthopedic training at New York City's Montefiore/Albert Einstein Hospital. Dr. Guttentag moved to Tampa after a one-year fellowship at the Matthews Orthopedic Clinic in Sports Medicine and Knee and Shoulder Reconstructive Surgery. Since then, he has become a fixture in the area's medical community.

After moving to the Tampa Bay area, he served as team physician for Saint Leo University as well as multiple high schools in Hillsborough and Pasco County.

J.P. COTE

DIRECTOR OF PLAYER DEVELOPMENT



J.P. COTE returns to the Lightning organization after being hired as director of player development on August 1, 2019. Cote will report directly to assistant general manager – director of player development Stacy Roest and will work specifically with individual players in the Tampa Bay system on all aspects of the game, both on and off the ice. Cote, 37, will also help plan and run the team's prospect and development camps during the offseason and keep track of Lightning prospects' progress with their collegiate, junior and minor league teams.

The Quebec native skated in 27 career NHL games, including 19 with Tampa Bay during the 2013-14 season, posting four assists and 26 penalty minutes. Cote served as a pro and amateur scout for the San Jose Sharks in 2018-19.

JOHN ROSSO

ASSISTANT DIRECTOR OF PLAYER PERSONNEL



JOHN ROSSO was promoted to assistant director of player personnel on August 1, 2019 and will report directly to assistant general manager and director of player personnel Jamie Pushor. Rosso is entering his ninth season with the Lightning. He spent the previous eight seasons as an amateur scout.

Prior to joining the Lightning, Rosso, 41, served one season as an assistant coach at Mercyhurst College. Before his season at Mercyhurst, Rosso was the director of player development and the director of scouting for the USHL's Sioux Falls Stampede. Rosso has also served as an assistant coach for the Alexandria Blizzard of the NAHL (2005-08) and for his alma mater, the University of Nebraska – Omaha (2004).

DARRYL PLANDOWSKI

ASSISTANT DIRECTOR OF AMATEUR SCOUTING




DARRYL PLANDOWSKI was promoted to assistant director of amateur scouting on August 1, 2019 where he will continue to work closely with assistant general manager and director of amateur scouting Al Murray. Plandowski enters his 12th season in the Lightning organization and will aid in managing the team's amateur scouting staff. The scouting veteran spent the previous 11 seasons with the Lightning as head amateur scout.

Before joining the Lightning, Plandowski spent two seasons as an amateur scout for the Pittsburgh Penguins. Prior to that, he served eight years in the same capacity for the Buffalo Sabres. Before entering the NHL, Plandowski spent four seasons as a scout for the Seattle Thunderbirds of the Western Hockey League and two seasons as an assistant coach.

Plandowski played college hockey at Northern Michigan University from 1987 until 1991, recording 53 goals and 131 points in 166 career games.

BRAD WHELEN

ASSISTANT DIRECTOR OF AMATEUR SCOUTING



BRAD WHELEN was promoted to the position of assistant director of amateur scouting on August 1, 2019 and will work closely with assistant general manager and director of amateur scouting Al Murray as well as fellow assistant director of amateur scouting Darryl Plandowski preparing for the NHL Draft. Whelen is entering his ninth season with the Lightning organization. He spent the previous eight seasons as an amateur scout.

Prior to his arrival in Tampa Bay, Whelen served 15 seasons as a scout with the Calgary Hitmen of the Western Hockey League. He served in a regional scouting position his first five seasons with the Hitmen and was promoted to head scout for his final 10 seasons in Calgary. Additionally, Whelen was tabbed for the post of assistant general manager for his final season in Calgary (2010-11).



SCOUTING STAFF

| | | | |
|------------------|--------------------|-----------------|--------------------|
| Mikael Andersson | European Scout | Anton Routa | European Scout |
| John Burkart | Amateur Scout | Brian Putnam | Amateur Scout |
| Michel Boucher | Amateur Scout | Grant Armstrong | Amateur Scout |
| Tony Hrkac | Professional Scout | Mike Angelidis | Professional Scout |
| Rob Kitamura | Amateur Scout | Gord Weatherall | Amateur Scout |
| Gerry O'Flaherty | Professional Scout | Josh Dye | Amateur Scout |
| Kari Kettunen | European Scout | | |

RICK PECKHAM

TELEVISION PLAY-BY-PLAY ANNOUNCER



A veteran of broadcasting professional hockey for more than 40 seasons, **RICK PECKHAM** returns to the Fox Sports Sun broadcast booth for the 2019-20 season, his 24th year as the play-by-play announcer for the Tampa Bay Lightning.

The 1977 graduate of Kent State University with a B.A. in telecommunications had been the play-by-play announcer for Hartford Whalers games on SportsChannel New England from 1984 through 1995. Peckham has also broadcasted NHL action on the NBC Sports Network, SportsChannel America, and ESPN. He also called games on both television and radio for the American Hockey League's Rochester Americans from 1977-84.

Peckham's professional history includes announcing at the US Open Tennis Championships, Arena Football's Tampa Bay Storm, NFL and NBA telecasts for ESPN International and college basketball. Peckham is also involved in the Lightning's community efforts. He was instrumental in the 'Hockey by the Numbers' program, which used hockey statistics to help teach math in Hillsborough County schools. Peckham is also active in the Lightning's volunteer program, C.H.A.R.G.E., working with Meals on Wheels Tampa and other local charities.

BRIAN ENGBLOM

TELEVISION COLOR ANALYST



Veteran television analyst **BRIAN ENGBLOM** enters his fifth season with the Bolts in 2019-20 as a color analyst for all Lightning television broadcasts. Working alongside Rick Peckham, Engblom provides expert insight and in-depth analysis for all games on Sun Sports.

Engblom has more than 11 years of NHL experience as a player and has been a TV broadcaster since 1993. Lightning fans will recognize him from his work as the "Inside the Glass" analyst on both NBC and NBC Sports Network broadcasts, as well as the network's coverage of the 2014 Winter Olympics in Sochi, Russia. During his time at NBC, Engblom has also served as an analyst on NHL Live, NBCSN's pre- and post-game NHL studio show. He has also been a color analyst for Winnipeg Jets games on TSN in Canada and studio analyst for Colorado Avalanche games.

Prior to joining NBC, Engblom served as an analyst for ABC Sports on its national NHL broadcasts. He also served as color analyst for games on ESPN and ESPN2 from 1993-2004.

A native of Winnipeg, Manitoba, Engblom was on three Stanley Cup-winning teams as a player, skating in 659 career NHL games with the Montreal Canadiens, Washington Capitals, Los Angeles Kings, Buffalo Sabres and Calgary Flames. He was drafted 22nd overall by Montreal in the 1975 draft after playing collegiately at the University of Wisconsin-Madison. He retired in 1987 with a career total of 29 goals and 177 assists.

PAUL KENNEDY

TV RINKSIDE REPORTER



Broadcasting veteran **PAUL KENNEDY** returns to the Lightning television team for the 18th year as host and rink side reporter for Tampa Bay games on FOX Sports Sun.

Kennedy's history with the Lightning can be traced back to Day 1, when he anchored Sun Sports' NHL Expansion Draft coverage in 1992 as the Lightning welcomed the likes of Brian Bradley and John Tucker to the organization. He also served as the Lightning's pre-game host for the franchise's first two seasons.

Since joining regional sports network Sun Sports at its inception in 1988, Kennedy has called the action on numerous local, regional and national sporting events, making him one of the most well-known and respected on-air sports talents in Florida.

In 2000, the National Sportscasters and Sportswriters Association (NSSA) named Kennedy "Florida Sportscaster of the Year." In 2019 he begins his 32nd season serving as FOX Sports Florida's studio host for the NBA's Orlando Magic.

Prior to his arrival in Florida, Kennedy was the "Voice of the Crimson Tide" for five years at the University of Alabama. He also called Florida State football and "Prime Time Noles" for more than 20 seasons.

Kennedy studied English literature and political science at Virginia Polytechnic Institute.



DAVE MISHKIN

RADIO PLAY-BY-PLAY ANNOUNCER



DAVE MISHKIN brings his energetic style back for a 18th year as radio play-by-play announcer for all Lightning games on AM 970 WFLA.

In addition to broadcasting games, Mishkin is a regular contributor to TampaBayLightning.com, where fans can read his column entitled "Mishkin's Musings" and get his post-game analysis with "The Extra Shift" following each game.

Prior to joining the Lightning, Mishkin spent eight seasons as the television and radio voice of the AHL's Hershey Bears. While with the Bears, Mishkin maintained a variety of roles outside of broadcasting including media and public relations as well as hockey operations. During his time with the Hershey organization, Mishkin served for three years as the play-by-play broadcaster and media relations director for the company's soccer team in the A-League,

the Hershey Wildcats.

A 1991 Yale graduate, Mishkin broke into professional hockey as play-by-play broadcaster for the Johnstown Chiefs of the ECHL. While a student at Yale, he also worked in the University's Sports Information Office for the 1990-91 academic school year and served as Sports Director for the school radio station, WYBC, from 1989-91.

PHIL ESPOSITO

RADIO COLOR COMMENTATOR



NHL Hall-of-Famer and Lightning founder **PHIL ESPOSITO** returns for his 20th year as radio analyst for Lightning home games. He also serves the team as vice president of corporate relations.

A Lightning founder and the team's general manager during its first seven seasons, Esposito joined the Lightning radio team during the 1999-00 season. Prior to joining the Lightning broadcast team, he worked as a television analyst for FOX television in Los Angeles and UPN 38 WSBK-TV in Boston. Esposito has also served as a broadcast analyst for the New York Rangers on MSG Network and was the Rangers' Vice President & General Manager from 1986-88.

A former professional hockey legend, Esposito's spectacular 18-year playing career was highlighted by two Stanley Cup Championships with the Boston Bruins, in 1970 and 1972. Originally a member of the Chicago Blackhawks (1963-67), Esposito was the central figure in one of hockey's biggest trades when he was sent to Boston in 1967. During the next eight seasons, he virtually rewrote the NHL record books. He became the first player in NHL history to record 100 points in a season (1969-70). Two seasons later, Esposito set single season standards of 76 goals and 152 points, which stood until Wayne Gretzky eclipsed those marks a decade later. His 717 career goals place him sixth on the all-time list, and his 1,590 points are 10th all-time.

CALEY CHELIOS

RADIO COLOR COMMENTATOR AND HOCKEY REPORTER



CALEY CHELIOS is beginning her fourth season in the Lightning organization and second as a radio analyst for all Lightning road games. She also serves as the team's on-camera hockey reporter and has worked as a FOX Sports Sun correspondent for Lightning games for the past three seasons.

Chelios, 26, graduated from Northwestern University with a bachelor's degree in Communications and master's degree in broadcast journalism. Prior to joining the Lightning organization, Chelios interned in the hockey department at Creative Artists Agency where she gained experience in the hockey-agent relationship.





91



STAMKOS
91

2019-20 MEDIA GUIDE

PLAYER ROSTER



ERIK CERNAK

81

| | | | |
|----------|---------|----------|---------------------------------------|
| POSITION | Defense | BORN | May 28, 1997 (Kosice, Slovakia) |
| HEIGHT | 6-3 | ACQUIRED | From Los Angeles on February 26, 2017 |
| WEIGHT | 233 | SEASON | NHL – 2nd, Lightning – 2nd |
| SHOOTS | Right | | |

2018-2019 SEASON

Played in 58 games in 1st NHL season, recording 5 goals and 16 points to go along with 58 penalty minutes...Ranked 1st on the Lightning and tied for 19th in the NHL for hits per game (3.4)...Led all NHL rookies for hits (198) and was tied for 1st for plus/minus (+25)...Made NHL debut on November 13 at Buffalo and scored 1st NHL goal on February 2 at NY Rangers...Also appeared in 9 games with the Syracuse Crunch, registering 2 goals and 7 points to go along with 14 penalty minutes...Represented Slovakia at the World Championships, posting 3 goals and 5 points in 7 games...**2019 Playoffs:** Played in 4 Stanley Cup Playoff games, posting 3 assists and 7 shots on goal...Led the team for points and assists.

CAREER

2017-18: Appeared in 71 games with Syracuse during his 1st pro/AHL season, recording 5 goals and 18 points to go along with 30 penalty minutes...Led all Syracuse rookie defensemen for goals, assists and points. **2016-17:** Played in 50 games with Erie, recording 3 goals and 21 points...Also appeared in 22 OHL playoff games with the Otters, registering a goal and 9 points, helping Erie win the OHL Championship...Skated in 5 Memorial Cup games, notching 2 assists. **2015-16:** Skated in 41 games in 1st season in the OHL with Erie, recording 4 goals and 15 points to go along with 35 penalty minutes...Appeared in 13 OHL postseason games, tallying 6 assists with 10 penalty minutes...Represented Slovakia at the World Jr. Championship, notching two penalty minutes...**2014-15:** Played in 43 games with HC Kosice, collecting 5 goals and 13 points to go along with 16 penalty minutes...Played in 5 World Championship games for Slovakia, recording 3 goals and 5 points.

CAREER STATISTICS

| SEASON | TEAM | LEAGUE | GP | REGULAR SEASON | | | | | | PLAYOFFS | | | | | |
|------------|-----------|----------|----|----------------|----|----|-----|-----|--|----------|---|---|----|-----|--|
| | | | | G | A | TP | +/- | PIM | | GP | G | A | TP | PIM | |
| 2014-15 | HC KOSICE | SLOVAKIA | 43 | 5 | 8 | 13 | - | 16 | | - | - | - | - | - | |
| | SLOVAKIA | WJC-U20 | 5 | 3 | 2 | 5 | - | 8 | | - | - | - | - | - | |
| 2015-16 | ERIE | OHL | 41 | 4 | 11 | 15 | - | 35 | | 13 | 0 | 6 | 6 | 10 | |
| | SLOVAKIA | WJC-U20 | 4 | 0 | 0 | 0 | - | 2 | | - | - | - | - | - | |
| 2016-17 | ERIE | OHL | 50 | 3 | 18 | 21 | - | 53 | | 22 | 1 | 8 | 9 | 10 | |
| 2017-18 | SYRACUSE | AHL | 71 | 5 | 13 | 18 | - | 30 | | - | - | - | - | - | |
| 2018-19 | TAMPA BAY | NHL | 58 | 5 | 11 | 16 | 25 | 58 | | 4 | 0 | 3 | 3 | 0 | |
| | SYRACUSE | AHL | 9 | 2 | 5 | 7 | - | 14 | | - | - | - | - | - | |
| | SLOVAKIA | WC | 7 | 3 | 2 | 5 | - | 8 | | - | - | - | - | - | |
| NHL TOTALS | | | 58 | 5 | 11 | 16 | 25 | 58 | | 4 | 0 | 3 | 3 | 0 | |

HIGHLIGHTS

GOALS:

Game: 1 (5x, Last: 4/6/19 at BOS)
Season: 5 (2018-19)
Multi-Goal Games: 0
In 2018-19: 0
Hat Tricks: None
Streak: None
In 2018-19: None

ASSISTS:

Game: 2 (11/23/18 vs. CHI)
Season: 11 (2018-19)
Streak: None
In 2018-19: None

POINTS:

Game: 2 (3/2/19 vs. OTT)
Season: 16 (2018-19)
Multi-Point Games: 2
In 2018-19: 2
Streak: 2 (3/14/19-3/16/19, 1g, 1a)
In 2018-19: 2 (3/14/19-3/16/19, 1g, 1a)

SHOOTOUT STATISTICS:

Career: 0/0 (0.0%)
In 2018-19: 0/0 (0.0%)

MOST PIM IN A GAME:

10 (4/6/19 at BOS)

MOST SHOTS IN A GAME:

7 (2/16/19 vs. MTL)

NHL AND LIGHTNING FIRSTS

GAME: 11/13/18 at BUF

GOAL: 11/13/18 at BUF

ASSIST: 11/19/18 at NSH

TRANSACTIONS

Acquired by the Lightning along with Peter Budaj and a 7th round draft pick from the Los Angeles Kings in exchange for Ben Bishop and a conditional draft pick on 2/26/17...Drafted by the LA Kings in the 2nd round, 43rd overall, at the 2015 NHL Draft





CIRELLI
VS. THE NHL

| | GP | G | A | P | PIM |
|-----|----|---|---|---|-----|
| ANA | 2 | 0 | 0 | 0 | 0 |
| ARI | 3 | 1 | 1 | 2 | 0 |
| BOS | 7 | 4 | 1 | 5 | 0 |
| BUF | 5 | 3 | 1 | 4 | 0 |
| CGY | 2 | 1 | 1 | 2 | 0 |
| CAR | 4 | 1 | 0 | 1 | 0 |
| CHI | 2 | 1 | 0 | 1 | 2 |
| COL | 2 | 1 | 0 | 1 | 0 |
| CBJ | 3 | 0 | 0 | 0 | 0 |
| DAL | 3 | 1 | 3 | 4 | 2 |
| DET | 4 | 0 | 1 | 1 | 0 |
| EDM | 3 | 0 | 0 | 0 | 0 |
| FLA | 5 | 1 | 0 | 1 | 0 |
| LAK | 2 | 1 | 0 | 1 | 2 |
| MIN | 2 | 0 | 0 | 0 | 2 |
| MTL | 5 | 0 | 1 | 1 | 12 |
| NSH | 3 | 0 | 1 | 1 | 0 |
| NJD | 4 | 0 | 0 | 0 | 0 |
| NYI | 4 | 1 | 1 | 2 | 0 |
| NYR | 5 | 3 | 3 | 6 | 0 |
| OTT | 5 | 0 | 3 | 3 | 2 |
| PHI | 4 | 1 | 2 | 3 | 9 |
| PIT | 3 | 1 | 1 | 2 | 0 |
| SJS | 2 | 0 | 1 | 1 | 0 |
| STL | 2 | 0 | 1 | 1 | 0 |
| TBL | 0 | 0 | 0 | 0 | 0 |
| TOR | 5 | 2 | 2 | 4 | 2 |
| VAN | 2 | 0 | 0 | 0 | 2 |
| VGK | 2 | 0 | 0 | 0 | 0 |
| WSH | 3 | 1 | 1 | 2 | 5 |
| WPG | 2 | 0 | 1 | 1 | 0 |

ANTHONY
CIRELLI

71

| | | | |
|----------|--------|----------|---|
| POSITION | Center | BORN | July 15, 1997 (Etobicoke, Ontario) |
| HEIGHT | 6-0 | ACQUIRED | Selected by Tampa Bay in the third round, |
| WEIGHT | 193 | | 72nd overall, at the 2015 NHL Draft |
| SHOOTS | Left | SEASON | NHL – 3rd, Lightning – 3rd |

2018-2019 SEASON

Played in all 82 games in his 1st full season with the Lightning, recording 19 goals and 39 points to go along with 34 penalty minutes...Ranked tied for 2nd in the NHL with 5 shorthanded goals...Ranked 6th among NHL rookies for points...Posted a career-best 6-game point streak from March 16-25 (4 goals, 3 assists)...Scored 5 game-winning goals, tying the Lightning single-season record by a rookie...Led all NHL forwards for total shorthanded time on ice (222:39)...Led all NHL rookies for face-offs (951) and face-off wins (502)...Played in his 100th career game on April 6 at Boston...Ranked tied for 1st among all rookies in the NHL for plus/minus (+25)...**2019 Playoffs:** Played in 4 Stanley Cup Playoff games, posting a goal and 2 points...Ranked 4th among Lightning forwards for average time on ice (18:05)...Ranked tied for 2nd on the team for points.

CAREER

2017-18: Played in 18 games with the Lightning, collecting 5 goals and 11 points to go along with 4 penalty minutes...Scored a pair of goals on April 6 against Buffalo, finishing the season with 4 multi-point games...Recorded a goal and an assist in his NHL debut on March 1 against the Dallas Stars...Skated in 51 games with the Syracuse Crunch of the AHL, recording 14 goals and 37 points...Ranked tied for 1st on the Crunch for points and was 3rd for assists with 23 prior to being recalled by the Bolts on February 28...Also posted 6 power-play goals, ranking 1st on Syracuse at the time of his recall...Skated in 17 Stanley Cup Playoff games, posting 2 goals and 3 points to go along with 4 penalty minutes...Made his Stanley Cup Playoffs debut in Game 1 versus New Jersey...Led all Lightning forwards for shorthanded average time on ice per game (1:41)...**2016-17:** Skated in 51 OHL games, splitting time between the Oshawa Generals and Erie Otters, posting 25 goals and 64 points to go along with 12 penalty minutes...Served as captain of the Generals prior to being traded to Erie...Recorded 12 goals and 30 points in 25 games with Erie...Appeared in 22 OHL

playoff games with the Otters, registering 15 goals and 31 points...Led the Otters for playoff goals and ranked 3rd for points...Helped lead Erie to the Memorial Cup where he skated in 5 games and posted a goal and 8 points...Also represented Canada at the World Jr. Championship, recording 3 goals and 7 points in 7 games...Won the Silver Medal at the tournament...Joined the Syracuse Crunch for the Calder Cup Playoffs, skating in 6 games and was held scoreless...Appeared in all 6 Calder Cup Final games with Syracuse...**2015-16:** Skated in 62 games with Oshawa, posting 21 goals and 59 points to go along with 27 penalty minutes...Named captain of the Generals mid-way through the season...Ranked 1st on the Generals for both assists (38) and points, and 2nd for goals...Also led Oshawa for power-play goals with 10...Made his pro/AHL debut with the Crunch on 4/15 versus the Utica Comets...Skated in 3 games for the Crunch and was held scoreless...**2014-15:** Played in 62 games during his rookie season with Oshawa, recording 13 goals and 36 points...Led all Oshawa rookies for points and ranked 9th in the OHL for rookie scoring.

CAREER STATISTICS

| SEASON | TEAM | LEAGUE | GP | REGULAR SEASON | | | | | | PLAYOFFS | | | | | |
|------------|-----------|--------|-----|----------------|----|----|-----|-----|--|----------|----|----|----|-----|--|
| | | | | G | A | TP | +/- | PIM | | GP | G | A | TP | PIM | |
| 2014-15 | OSHAWA | OHL | 68 | 13 | 23 | 36 | - | 22 | | 21 | 2 | 8 | 10 | 4 | |
| 2015-16 | OSHAWA | OHL | 62 | 21 | 38 | 59 | - | 27 | | 5 | 2 | 3 | 5 | 0 | |
| | SYRACUSE | AHL | 3 | 0 | 0 | 0 | - | 0 | | - | - | - | - | - | |
| 2016-17 | OSHAWA | OHL | 26 | 13 | 21 | 34 | - | 8 | | - | - | - | - | - | |
| | ERIE | OHL | 25 | 12 | 18 | 30 | - | 4 | | 22 | 15 | 16 | 31 | 4 | |
| | SYRACUSE | AHL | - | - | - | - | - | - | | 6 | 0 | 0 | 0 | 0 | |
| 2017-18 | TAMPA BAY | NHL | 18 | 5 | 6 | 11 | 1 | 4 | | 17 | 2 | 1 | 3 | 4 | |
| | SYRACUSE | AHL | 51 | 14 | 23 | 37 | - | 14 | | - | - | - | - | - | |
| 2018-19 | TAMPA BAY | NHL | 82 | 19 | 20 | 39 | 25 | 34 | | 4 | 1 | 1 | 2 | 0 | |
| | CANADA | WC | 10 | 3 | 1 | 4 | - | 6 | | - | - | - | - | - | |
| NHL TOTALS | | | 100 | 24 | 26 | 50 | 36 | 40 | | 21 | 3 | 2 | 5 | 4 | |

HIGHLIGHTS

GOALS:

Game: 2 (2x, Last: 12/10/18 vs. NYR)
Season: 19 (2018-19)
Multi-Goal Games: 2
In 2018-19: 2
Hat Tricks: None
Streak: 4 (12/6-12/13/18, 5g)
In 2018-19: 4 (12/6-12/13/18, 5g)

ASSISTS:

Game: 2 (3/8/18 vs. NYR)
Season: 20 (2018-19)
Streak: 2 (4x, Last: 3/16-3/18/19, 1g, 2a)
In 2018-19: 3 (3/16-3/18/19, 1g, 2a)

POINTS:

Game: 3 (3/8/18 vs. NYR)
Season: 39 (2018-19)
Multi-Point Games: 9
In 2018-19: 5
Streak: 6 (3/16-3/25/19, 4g, 3a)
In 2018-19: 6 (3/16-3/25/19, 4g, 3a)

SHOOTOUT STATISTICS:

Career: 0/1 (0.0%)
In 2018-19: 0/1 (0.0%)

MOST PIM IN A GAME:

12 (2/16/19 vs. MTL)

MOST SHOTS IN A GAME:

9 (10/21/18 at CHI)

NHL AND LIGHTNING FIRSTS

GAME: 3/1/18 at DAL

GOAL: 3/1/18 at DAL (Bishop)

ASSIST: 3/1/18 at DAL





BRAYDON COBURN



| | | | |
|----------|---------|----------|---|
| POSITION | Defense | BORN | February 27, 1985 (Shaunavon, Saskatchewan) |
| HEIGHT | 6-5 | ACQUIRED | Traded from Philadelphia on March 2, 2015 |
| WEIGHT | 223 | SEASON | NHL – 15th, Lightning – 6th |
| SHOOTS | Left | | |

2018-2019 SEASON

Played in 74 games, recording 4 goals and 23 points to go along with 34 penalty minutes...Registered 4 points (1 goal, 3 assists) over final 4 games...Recorded most points and assists in a season since joining the Bolts...Posted his 5th multi-point game in the season finale at Boston...Skated in 900th career NHL game on February 9 versus Pittsburgh...**2019 Playoffs:** Appeared in 2 Stanley Cup Playoff games, posting 1 assist and averaged 17:08 of ice time.

COBURN VS. THE NHL

| | GP | G | A | P | PIM |
|-----|----|---|----|----|-----|
| ANA | 18 | 1 | 2 | 3 | 4 |
| ARI | 18 | 0 | 1 | 1 | 10 |
| BOS | 41 | 1 | 9 | 10 | 16 |
| BUF | 46 | 3 | 9 | 12 | 42 |
| CGY | 15 | 4 | 3 | 7 | 2 |
| CAR | 41 | 5 | 11 | 16 | 30 |
| CHI | 14 | 0 | 3 | 3 | 14 |
| COL | 17 | 0 | 6 | 6 | 16 |
| CBJ | 24 | 2 | 4 | 6 | 8 |
| DAL | 20 | 1 | 1 | 2 | 10 |
| DET | 26 | 0 | 6 | 6 | 20 |
| EDM | 15 | 1 | 4 | 5 | 0 |
| FLA | 49 | 3 | 8 | 11 | 40 |
| LAK | 19 | 2 | 7 | 9 | 10 |
| MIN | 19 | 2 | 4 | 6 | 10 |
| MTL | 42 | 2 | 7 | 9 | 28 |
| NSH | 17 | 0 | 3 | 3 | 6 |
| NJD | 61 | 2 | 6 | 8 | 54 |
| NYI | 54 | 2 | 14 | 16 | 43 |
| NYR | 59 | 3 | 6 | 9 | 45 |
| OTT | 42 | 4 | 16 | 20 | 58 |
| PHI | 10 | 0 | 1 | 1 | 4 |
| PIT | 54 | 3 | 14 | 17 | 62 |
| SJS | 16 | 1 | 1 | 2 | 10 |
| STL | 12 | 0 | 0 | 0 | 10 |
| TBL | 31 | 1 | 3 | 4 | 38 |
| TOR | 48 | 2 | 7 | 9 | 42 |
| VAN | 14 | 0 | 1 | 1 | 6 |
| VGK | 4 | 0 | 1 | 1 | 6 |
| WSH | 46 | 2 | 15 | 17 | 22 |
| WPG | 32 | 1 | 7 | 8 | 24 |

CAREER

2017-18: Played in 72 games with the Lightning this season, notching a goal and 15 points to go along with 40 penalty minutes. His 14 assists are the most in a season since the 2011-12 season. Ranked 4th on the Lightning for blocked shots with 75. Missed six games from December 2-14 with a lower body injury...Appeared in 17 Stanley Cup Playoff games, posting a pair of assists and 19 penalty minutes...Ranked 2nd on the Bolts for penalty minutes...**2016-17:** Played in 80 games with the Lightning, registering 5 goals and 12 points to go along with 50 penalty minutes...Scored 5th goal (shorthanded) of the season finale against Buffalo on 4/9...Ranked 4th on the Bolts for penalty minutes...Ranked 3rd on the team for hits with 109 and 5th for blocked shots with 76...Skated in 700th career game on 10/15 vs. NJD...**2015-16:** Played in 80 games with the Lightning, registering a goal and 10 points to go along with 53 penalty minutes and a +12 rating...Ranked tied for 2nd on the Lightning for games played and 3rd for penalty minutes...Ranked 6th on the Bolts for plus/minus...Ranked tied for 4th on the team for both hits (111) and blocked shots (88)...Led all Lightning skaters for average shorthanded time on ice (2:17)...Also skated in 17 playoff games, recording 2 assists and 12 penalty minutes...Skated in his 100th career NHL playoff game in Game 2 vs. DET...Ranked 2nd on the team for blocked shots during the postseason with 32...**2014-15:** Played in 43 games between the Lightning and Philadelphia Flyers, recording 1 goal and 11 points...Skated in 4 games with the Lightning, notching 2 assists...Missed the final 14 games of the regular season with a lower body injury...Made his Lightning debut on 3/3 vs. BUF...Acquired by the Lightning from Philadelphia on 3/2...Skated in 39 games with the Flyers, recording a goal and 8 assists...Ranked 1st on the Flyers for average shifts per game (27:9)...Recorded a season-best 2 point game (1 goal, 1 assist) on 11/22 vs. CBJ...Skated in 26 postseason games with the Lightning, posting a goal and 4 points to go along with 21 penalty minutes...Scored the game-winning goal in Game 7 against Detroit in the first round...Ranked 4th on the Bolts for blocked shots (32) and penalty minutes (21)...**2013-14:** Appeared in all 82 games...Led the Flyers in overall average time-on-ice (22:26)...Led the Flyers and the NHL in shorthanded average time-on-ice (3:59) per game...recorded 5 shots on Jan. 22 vs. CAR, the most he's had in a game since he had 5 on Feb. 20, 2013 at PIT...Played 28:31 on Nov. 13 at PIT, the most ice time he'd had since playing 28:35 at ATL on 3/17/11...Reached 400 PIM as a Flyer on 10/17 vs. PIT...Played his 500th game in the NHL on 10/15 vs. VAN...**2012-13:** Ranked 15th in NHL in average shifts per game...Led Flyers in TOI with 22:36 per game...Missed final 15 games of season after sustaining a left shoulder separation on 3/28 vs. BOS...Recorded 5 hits and had 2 blocked shots at PIT on 3/24...Scored his only goal of the season while also gathering 4 penalty minutes, 3 hits, and 2 blocked shots in 23:54 vs. CAR on 2/2...Reached 400 penalty minutes in the NHL on 2/1 at WSH...Recorded 2 assists, 3 hits, and 4 blocked shots with 4 penalty minutes at FLA on 1/26...**2012: Playoffs:** Appeared in 11 games...Registered 4 assists and 6 PIM...Regular Season: Recorded his 100th assist as a Flyer on 3/13 vs. NJD...Had a 3-game scoring streak (3A) from 2/11-16...Posted his first goal of the season at FLA on 11/13...Was plus-4 vs. CAR on 10/ 29...Played in his 400th NHL game on 10/

26 at NYR... **2011: Playoffs:** Tied for 2nd on the team and in the NHL with a +6 rating during the ECF...Scored a goal, the 2nd of his playoff career, in Game 7 on 4/26...Had an assist in Game 2 vs. BUF on 4/16...**2010-11:** Had season high 2 assists at NYR on 2/20...Recorded 100th point as a Flyer vs. OTT on 1/20...Played in his 300th game as a Flyer vs. NJD on 1/8...Recorded his 100th NHL point (assist) against TBL on 11/18...**2009-10:** Missed game at BOS on Dec. 14 due to an ankle injury...Posted 1st career 2-goal game vs. CAR on Oct. 31...Played his 200th game as a Flyer on Nov. 25...Appeared in all 23 playoff games...Recorded an assist in Game 3 of SCF vs. CHI, while playing 31:26...Recorded two points (1G, 1A) in Game 1 vs. MTL (1st career playoff goal and 2nd career multi-point playoff game)...2nd among all players in series in plus/minus (+6)...Played in all 7 games of Eastern Conference Semifinals vs. BOS...Recorded 1 assist in Eastern Conference Quarterfinals vs. NJD (Game 2), 8 PIM and was +2...**2008-09:** Underwent arthroscopic surgery on June 22 to remove a small bony impingement in his left hip...**2008 Playoffs:** Recorded 3 assists and led the team in average ice-time (26:29) in the ECF vs. PIT...Regular Season: Led the team in average ice time (24:37) and defense in goals (7)...Set new career highs in time-on-ice in a single game (32:49 vs. CAR on Dec. 11) and shots in a game (8 – at WSH on Jan. 6)...Appeared in his 200th career NHL game on March 12 vs. WSH...Missed 2 games (Jan. 31-Feb. 4) due to the flu...**2007-08:** Missed final 3 games of ECF against PIT due to facial injury sustained at PIT on May 11...Co-Winner of the Pelle Lindbergh Memorial Trophy as the Flyer who has most improved from the previous season, as voted by his teammates...Set new career high for goals (9), assists (27) and points (36) in a season...Was 1st on the team in plus/minus (+17)...Was 1st among Flyers defensemen in goals (9)...Posted 3 assists vs. NYI on March 8 (new career high for assists in a game and tied his career high for points in a game)...Missed 4 games from Feb. 10-16, recovering from fascia release surgery performed on Feb. 9 to repair a torn gluteus muscle...Had a career-high, 5-game point scoring streak (Jan. 19-29 – 2G,5A)...Had 3 points (1G,2A) vs. OTT on Jan. 20 to set new career high for points, and tied career high for assists in a game (fifth time)...Game vs. BOS on Jan. 12 was his 100th career NHL game...Signed a multiple-year contract extension on Nov. 28...**2006-07:** Posted an assist vs. FLA on March 8 (1st assist as a Flyer)...Scored a goal at PIT on March 4 (1st career NHL goal)...Game at NYI on Feb. 27 was his first game as a Flyer...Appeared in 29 games for the Thrashers and 15 games for the Chicago Wolves (AHL), recording a goal and 10 assists for 11 points and 36 penalty minutes...Missed 9 games (Oct. 5-23) due to a shoulder injury...**2005-06:** Made his NHL debut at FLA on Oct. 5...Recorded his first NHL point (assist) vs. WSH on Oct. 8...Posted 6 goals and 20 assists for 26 points and 134 penalty minutes in 73 games for the Wolves...**2004-05:** Appeared in 3 regular season games for Chicago, recording 1 assist, at the conclusion of his junior career with Portland of the Western Hockey League...Had 1 assist and 36 penalty minutes in 18 games to help Chicago reach the Calder Cup Finals...Led the Portland defense in scoring with 44 points (12G,32A) in 60 games (12th among WHL defensemen)...Scored 4 goals (3 PPG) at Seattle on Feb. 4 to become the 7th defenseman in WHL history to score four goals in one game...

2003-04: Recorded 30 points (10G,20A) and 92 PIM in 55 games...Led Portland's defense in goals and PPG (7)...**Amateur Career:** Scored 131 points (29G,102A) and 483 PIM in 238 games over parts of 5 seasons with Portland (2000-01 through 2004-05)...Served as captain of Portland from 2003-04, 2004-05...Named WHL Western Conference First Team All-Star from

2003-04 through 2004-05...Was awarded the WHL Humanitarian of the Year Award for off-ice commitment and leadership (2003-04)...Named WHL Rookie of the Year (2001-02)...Was Portland's nominee for Scholastic Player of the Year (2001-02)...Was a WHL finalist (2002-03)...Posted 4 assists in 14 playoff games to help Portland reach the WHL Finals in 2001.

CAREER STATISTICS

| SEASON | TEAM | LEAGUE | REGULAR SEASON | | | | | | | PLAYOFFS | | | | |
|------------------|--------------|--------|----------------|----|-----|-----|-----|-----|--|----------|----|----|----|-----|
| | | | GP | G | A | TP | +/- | PIM | | GP | G | A | TP | PIM |
| 2000-01 | PORTLAND | WHL | 2 | 0 | 1 | 1 | - | 0 | | 14 | 0 | 4 | 4 | 2 |
| 2001-02 | PORTLAND | WHL | 68 | 4 | 33 | 37 | - | 100 | | 7 | 1 | 1 | 2 | 9 |
| 2002-03 | PORTLAND | WHL | 53 | 3 | 16 | 19 | - | 147 | | 7 | 0 | 1 | 1 | 8 |
| 2003-04 | PORTLAND | WHL | 55 | 10 | 20 | 30 | - | 92 | | 5 | 0 | 1 | 1 | 10 |
| 2004-05 | PORTLAND | WHL | 60 | 12 | 32 | 44 | - | 144 | | 7 | 1 | 5 | 6 | 6 |
| | CHICAGO | AHL | 3 | 0 | 1 | 1 | - | 5 | | 18 | 0 | 1 | 1 | 36 |
| 2005-06 | ATLANTA | NHL | 9 | 0 | 1 | 1 | -2 | 4 | | -- | -- | -- | -- | -- |
| | CHICAGO | AHL | 73 | 6 | 20 | 26 | - | 134 | | -- | -- | -- | -- | -- |
| 2006-07 | ATLANTA | NHL | 29 | 0 | 4 | 4 | 1 | 30 | | -- | -- | -- | -- | -- |
| | CHICAGO | AHL | 15 | 1 | 10 | 11 | - | 36 | | -- | -- | -- | -- | -- |
| | PHILADELPHIA | NHL | 20 | 3 | 4 | 7 | -2 | 16 | | -- | -- | -- | -- | -- |
| 2007-08 | PHILADELPHIA | NHL | 78 | 9 | 27 | 36 | 17 | 74 | | 14 | 0 | 6 | 6 | 14 |
| 2008-09 | PHILADELPHIA | NHL | 80 | 7 | 21 | 28 | 7 | 97 | | 6 | 0 | 3 | 3 | 7 |
| 2009-10 | PHILADELPHIA | NHL | 81 | 5 | 14 | 19 | -6 | 54 | | 23 | 1 | 3 | 4 | 22 |
| 2010-11 | PHILADELPHIA | NHL | 82 | 2 | 14 | 16 | 15 | 53 | | 11 | 1 | 2 | 3 | 6 |
| 2011-12 | PHILADELPHIA | NHL | 81 | 4 | 20 | 24 | 10 | 56 | | 11 | 0 | 4 | 4 | 8 |
| 2012-13 | PHILADELPHIA | NHL | 33 | 1 | 4 | 5 | -10 | 41 | | -- | -- | -- | -- | -- |
| 2013-14 | PHILADELPHIA | NHL | 82 | 5 | 12 | 17 | -6 | 63 | | 7 | 0 | 3 | 3 | 4 |
| 2014-15 | PHILADELPHIA | NHL | 39 | 1 | 8 | 9 | -1 | 16 | | - | - | - | - | - |
| | TAMPA BAY | NHL | 4 | 0 | 2 | 2 | 3 | 9 | | 26 | 1 | 3 | 4 | 21 |
| 2015-16 | TAMPA BAY | NHL | 80 | 1 | 9 | 10 | 12 | 53 | | 17 | 0 | 2 | 2 | 12 |
| 2016-17 | TAMPA BAY | NHL | 80 | 5 | 7 | 12 | -1 | 50 | | - | - | - | - | - |
| 2017-18 | TAMPA BAY | NHL | 72 | 1 | 14 | 15 | 3 | 40 | | 17 | 0 | 2 | 2 | 19 |
| 2018-19 | TAMPA BAY | NHL | 74 | 4 | 19 | 23 | 4 | 34 | | 2 | 0 | 1 | 1 | 0 |
| TAMPA BAY TOTALS | | | 310 | 11 | 49 | 60 | 21 | 186 | | 62 | 1 | 8 | 9 | 52 |
| NHL TOTALS | | | 924 | 48 | 180 | 228 | 44 | 690 | | 134 | 3 | 29 | 32 | 113 |

HIGHLIGHTS

GOALS:

Game: 2 (2x, Last: 10/30/18 vs. NJD)
Season: 9 (2007-08)
Multi-Goal Games: 2
In 2018-19: 1
Hat Tricks: None
Streak: 2 (3x, Last: 10/27-10/31/09, 3g)
In 2018-19: None

ASSISTS:

Game: 3 (3/8/08 vs. NYI)
Season: 27 (2007-08)
Streak: 4 (1/19-1/24/08, 7a)
In 2018-19: 2 (2x, Last: 12/8-12/10, 2a)

POINTS:

Game: 3 (3/8/08 vs. NYI, 3a)
Season: 36 (2007-08)
Multi-Point Games: 26
In 2018-19: 5
Streak: 5 (1/19-1/29/08)
In 2018-19: 2 (2x, Last: 12/8-12/10, 2a)

SHOOTOUT STATISTICS:

Career: 0/0 (0.0%)
In 2018-19: 0/0 (0.0%)

MOST PIM IN A GAME:

17 (12/20/15 vs. OTT)

MOST SHOTS IN A GAME:

8 (1/6/09 at WSH)

NHL AND LIGHTNING FIRSTS

GAME: NHL – 10/5/05 at FLA
Lightning – 3/3/15 vs. BUF


GOAL: NHL – 3/4/07 vs. PIT (Feurly)
Lightning – 10/23/15 at WPG

ASSIST: NHL – 10/8/05 vs. WSH
Lightning – 3/7/15 vs. DAL

TRANSACTIONS

Signed 2-year contract extension on 6/18/19...Signed 3-year contract extension with Lightning on 2/26/16...Traded to Tampa Bay on 3/2/15 from the Philadelphia Flyers in exchange for defenseman Radko Gudas, along with the Lightning's 2015 1st round and 3rd round picks...Signed a 4-year extension with the Flyers on 11/9/11...Re-signed to a 2-year contract extension with the Flyers on 7/1/10...Signed a 2-year extension with Philadelphia on 11/28/07...Traded by the Atlanta Thrashers to the Flyers in exchange for Alexei Zhitnik on 2/24/07...Signed a 3-year entry level contract with Atlanta on 7/29/04...Drafted by Atlanta in the 1st round, 8th overall, at the 2003 NHL Draft.





GOURDE VS. THE NHL

| | GP | G | A | P | PIM |
|-----|----|---|---|---|-----|
| ANA | 4 | 0 | 0 | 0 | 2 |
| ARI | 5 | 1 | 1 | 2 | 0 |
| BOS | 9 | 0 | 2 | 2 | 2 |
| BUF | 9 | 2 | 4 | 6 | 4 |
| CGY | 4 | 1 | 4 | 5 | 5 |
| CAR | 7 | 1 | 0 | 1 | 12 |
| CHI | 5 | 3 | 0 | 3 | 2 |
| COL | 4 | 1 | 4 | 5 | 7 |
| CBJ | 6 | 2 | 3 | 5 | 2 |
| DAL | 5 | 0 | 2 | 2 | 6 |
| DET | 10 | 3 | 4 | 7 | 7 |
| EDM | 4 | 2 | 2 | 4 | 6 |
| FLA | 9 | 5 | 3 | 8 | 4 |
| LAK | 4 | 0 | 3 | 3 | 2 |
| MIN | 5 | 1 | 2 | 3 | 0 |
| MTL | 10 | 6 | 2 | 8 | 6 |
| NSH | 4 | 1 | 0 | 1 | 0 |
| NJD | 6 | 1 | 5 | 6 | 2 |
| NYI | 6 | 4 | 3 | 7 | 0 |
| NYR | 8 | 2 | 2 | 4 | 7 |
| OTT | 9 | 5 | 3 | 8 | 4 |
| PHI | 6 | 2 | 3 | 5 | 2 |
| PIT | 6 | 3 | 2 | 5 | 2 |
| SJS | 4 | 1 | 3 | 4 | 2 |
| STL | 3 | 0 | 0 | 0 | 0 |
| TBL | 0 | 0 | 0 | 0 | 0 |
| TOR | 12 | 1 | 7 | 8 | 8 |
| VAN | 4 | 2 | 2 | 4 | 17 |
| VGK | 4 | 0 | 0 | 0 | 4 |
| WSH | 8 | 1 | 2 | 3 | 11 |
| WPG | 4 | 2 | 0 | 2 | 0 |

YANNI GOURDE

37

| | | | |
|----------|--------|----------|--|
| POSITION | Center | BORN | December 15, 1991 (Saint-Narcisse, Quebec) |
| HEIGHT | 5-9 | ACQUIRED | Agreed to terms on March 9, 2014 |
| WEIGHT | 173 | SEASON | NHL - 5th, Lightning - 5th |
| SHOOTS | Left | | |

2018-2019 SEASON

Played in 80 games, recording 22 goals and 48 points to go along with 66 penalty minutes...Ranked 5th on the Lightning for goals and points...Notched his 2nd career 20-goal season...Ranked 4th on the Bolts with 5 power-play goals...Posted 5 game-winning goals, ranking tied for 4th on the Lightning...Registered a career-best 6-game point streak from October 11-21 (4 goals, 4 assists). **2019 Playoffs:** Skated in 4 Stanley Cup Playoff games, posting 1 goal and 5 shots on goal.

CAREER

2017-18: Played in all 82 games with the Lightning during his rookie season, posting 25 goals and 64 points to go along with 50 penalty minutes...Set Lightning rookie record for goals (25) and points (64) in a season...Ranked 4th on the Bolts for goals, assists and points...Led the team and ranked tied for 3rd in the NHL for plus/minus with a +34 rating...Ranked 3rd among all NHL rookies for points...Named NHL Rookie of the Month for February, recording 5 goals and 16 points in 14 games during the month...Registered a Gordie Howe hat trick on January 7 at Detroit...Skated in 17 Stanley Cup Playoff games, recording 2 goals and 7 points to go along with 8 penalty minutes...Both goals were scored on the power-play...Registered a goal and assist in Stanley Cup Playoffs debut in Game 1 versus New Jersey...Notched a point in 4 of 5 second round games against Boston (1 goal, 3 assists). **2016-17:** Skated in 20 games with the Lightning, posting 6 goals and 8 points to go along with 8 penalty minutes...Scored his 1st career NHL goal on 3/11 against the Florida Panthers...Also scored in 3 consecutive games from 3/27-4/1...He finished the season posting 5 goals over his past 8 games...Also played in 56 games with the Syracuse Crunch, registering 22 goals and 48 points to go along with 54 penalty minutes...Ranked 2nd on the Crunch for goals and 3rd for points...Ranked tied for 1st in the AHL with 4 shorthanded goals...During Syracuse's Calder Cup Playoff run, posted 9 goals and 27 points in 22 games...Ranked 1st for playoff assists and was 2nd behind teammate Cory Conacher for points...**2015-16:** Skated in two games with the Lightning, posting one assist and two penalty minutes...Made

NHL debut on 12/15 at TOR, recording first career NHL point (assist)...Appeared in 65 games with Syracuse, nothing 14 goals and 44 points to go along with 42 penalty minutes...Ranked 4th on the Crunch for points and assists and tied for 4th on the club for goals. **2014-15:** Played in 76 games with the Crunch during the regular season, posting 29 goals and 57 points...Led Syracuse for goals and power play goals (8) and ranked 2nd for points...Was the lone Crunch player to skate in all 76 regular season games...Played in 3 playoff games, posting a goal and 2 points. **2013-14:** Skated in 43 AHL games, splitting time between Worcester and Syracuse, recording 6 goals and 32 points...Led Worcester for assists (20) prior to being signed to the Crunch...Skated in 30 games with Kalamazoo, recording 15 goals and 34 points. **2012-13:** Appeared in 54 games with Worcester, collecting 8 goals and 14 points...Set AHL career highs for goals...Played in 8 games with San Francisco, notching 4 goals and 10 points...**2011-12:** Skated in 4 games with Worcester, collecting 1 goal and 3 points. **Junior Career:** Skated in 199 career QMJHL games over 4 seasons, all with Victoriaville, posting 74 goals and 221 points...2011-12: Set career bests for goals (37), assists (87) and points (124)...Led the QMJHL for scoring...Nominated for the Michel-Briere trophy, given annually to the QMJHL's most valuable player. **2010-11:** Skated in 68 games, recording 26 goals and 68 points...2009-10: Played in 59 games, his 1st full season in the QMJHL, recording 11 goals and 28 points...Skated in 16 playoff games, notching 2 goals and 5 points...2008-09: Played in 4 games, recording 1 assist.

CAREER STATISTICS

| SEASON | TEAM | LEAGUE | GP | REGULAR SEASON | | | | | | PLAYOFFS | | | | | |
|------------|---------------|--------|-----|----------------|----|-----|-----|-----|--|----------|---|----|----|-----|--|
| | | | | G | A | TP | +/- | PIM | | GP | G | A | TP | PIM | |
| 2008-09 | VICTORIAVILLE | QMJHL | 4 | 0 | 1 | 1 | - | 0 | | - | - | - | - | - | |
| 2009-10 | VICTORIAVILLE | QMJHL | 59 | 11 | 17 | 28 | - | 36 | | 16 | 2 | 3 | 5 | 20 | |
| 2010-11 | VICTORIAVILLE | QMJHL | 68 | 26 | 42 | 68 | - | 48 | | 9 | 4 | 6 | 10 | 12 | |
| 2011-12 | VICTORIAVILLE | QMJHL | 68 | 37 | 87 | 124 | - | 70 | | 4 | 1 | 2 | 3 | 6 | |
| | WORCESTER | AHL | 4 | 1 | 2 | 3 | - | 0 | | - | - | - | - | - | |
| 2012-13 | WORCESTER | AHL | 54 | 8 | 6 | 14 | - | 41 | | - | - | - | - | - | |
| | SAN FRANCISCO | ECHL | 8 | 4 | 6 | 10 | - | 9 | | - | - | - | - | - | |
| 2013-14 | WORCESTER | AHL | 25 | 4 | 20 | 24 | - | 26 | | - | - | - | - | - | |
| | KALAMAZOO | ECHL | 30 | 15 | 19 | 34 | - | 19 | | - | - | - | - | - | |
| | SYRACUSE | AHL | 18 | 2 | 6 | 8 | - | 16 | | - | - | - | - | - | |
| 2014-15 | SYRACUSE | AHL | 76 | 29 | 28 | 57 | - | 61 | | 3 | 1 | 1 | 2 | 10 | |
| 2015-16 | TAMPA BAY | NHL | 2 | 0 | 1 | 1 | 1 | 2 | | - | - | - | - | - | |
| | SYRACUSE | AHL | 65 | 14 | 30 | 44 | - | 42 | | - | - | - | - | - | |
| 2016-17 | TAMPA BAY | NHL | 20 | 6 | 2 | 8 | -1 | 8 | | - | - | - | - | - | |
| | SYRACUSE | AHL | 56 | 22 | 26 | 48 | - | 54 | | 22 | 9 | 18 | 27 | 29 | |
| 2017-18 | TAMPA BAY | NHL | 82 | 25 | 39 | 64 | 34 | 50 | | 17 | 2 | 5 | 7 | 8 | |
| 2018-19 | TAMPA BAY | NHL | 80 | 22 | 26 | 48 | 9 | 66 | | 4 | 1 | 0 | 1 | 0 | |
| NHL TOTALS | | | 184 | 53 | 68 | 121 | 43 | 126 | | 21 | 3 | 5 | 8 | 8 | |

HIGHLIGHTS

GOALS:

Game: 2 (6x, Last: 4/1/19 at OTT)
Season: 25 (2017-18)
Multi-Goal Games: 6
In 2018-19: 1
Hat Tricks: None
Streak: 3 (4x, Last: 11/3-11/6/18, 3g, 1a)
In 2018-19: 3 (11/3-11/6/18, 3g, 1a)

ASSISTS:

Game: 3 (10/30/18 vs. NJD)
Season: 39 (2017-18)
Streak: 3 (2x, Last: 2/17/18-2/22/18, 4a)
In 2018-19: 2 (5x, Last: 12/27-12/29, 2a)

POINTS:

Game: 3 (6x, Last: 4/1/19 at OTT)
Season: 64 (2017-18)
Multi-Point Games: 25
In 2018-19: 8
Streak: 7 (2/1/18-2/13/18, 5g, 5a)
In 2018-19: 6 (10/11-10/21/18, 4g, 4a)

SHOOTOUT STATISTICS:

Career: 0/1 (0.0%)
In 2018-19: 0/0 (0.0%)

MOST PIM IN A GAME:

17 (12/18/18 at VAN)

MOST SHOTS IN A GAME:

5 (2x, Last: 12/20/18 at CGY)

NHL AND LIGHTNING FIRSTS


GAME: 12/15/15 at TOR


GOAL: 3/11/17 vs. FLA (Reimer)

ASSIST: 12/15/15 at TOR

TRANSACTIONS

Signed a 6-year contract extension with the Bolts on 11/2/2018...
Re-signed by Tampa Bay to a 2-year contract on 6/28/2017...
Re-signed by the Lightning to a one-year contract on 7/25/16...
Agreed to terms with the Lightning on 3/9/14.





VICTOR HEDMAN

77

| | | | |
|----------|---------|----------|---|
| POSITION | Defense | BORN | December 18, 1990 (Ornskoldsvik, Sweden) |
| HEIGHT | 6-6 | ACQUIRED | Selected by the Lightning in the first round, |
| WEIGHT | 229 | | second overall, at the 2009 NHL Entry Draft |
| SHOOTS | Left | SEASON | NHL – 11th, Lightning – 11th |

2018-2019 SEASON

Played in 70 games, recording 12 goals and 54 points to go along with 44 penalty minutes and a plus-24 rating...Became Lightning's all-time leader for games played by a defenseman on January 10 versus Carolina...Led all Lightning defensemen for goals, assists and points...Notched his 6th consecutive 10-plus goal season...Missed the final 4 games of the regular season with an upper body injury...Recorded a career-long 7 game point streak from March 9-21 (2 goals, 8 assists)...Finalist for Norris Trophy...**2019 Playoffs:** Skated in 2 Stanley Cup Playoff games, recording 10 penalty minutes.

CAREER

2017-18: Played in 77 games with the Lightning, tallying 17 goals and 63 points to go along with a +32 rating and 54 penalty minutes...Set career highs for goals and plus/minus...Ranked 6th in the NHL for plus/minus...Ranked tied for 1st among NHL defensemen for goals and was 5th for points...Became Lightning's franchise leader for goals by a defenseman with his 73rd career goal on February 8 vs. Vancouver...Selected to 2nd NHL All-Star Game, but did not play due to injury...Led the Lightning for hits with 139...Won the Norris Trophy as the NHL's Best Defenseman...Skated in 17 Stanley Cup Playoff games, posting a goal and 11 points to go along with 10 penalty minutes...6 of his 10 points were recorded on the power-play...Ranked 1st on the Bolts for time on ice per game (26:04) and was 5th for points **2016-17:** Played in 79 games with the Lightning, posting 16 goals and 72 points to go along with 47 penalty minutes...Finished the season ranked 4th among all NHL skaters for assists with 56, a stat which ranked 1st for NHL defensemen...Notched 33 power play points, ranking 2nd behind only Washington's Niklas Backstrom in that category...Ranked tied for 1st in the NHL with 53-assist games this season (no NHL defenseman had more than 2 such games)...Recorded 19 multi-point games and 5 game-winning goals, both ranking 2nd among all NHL defensemen...Made 1st NHL All-Star appearance in Los Angeles...Finalist for the Norris Trophy...Became the Lightning's all-time leading scorer among defensemen with 301 career points...Set franchise record for most points by a Lightning defenseman...Led Bolts for blocked shots (131) and average time on ice (24:31)...Represented Team Sweden at the World Cup, posting a goal in 4 games...**2015-16:** Played in 78 games with the Lightning, posting 10 goals and 47 points to go along with a +21 rating...His +21 rating set a new career high...Ranked 3rd on the Lightning for points and led all skaters for plus/minus and assists (37)...Paced the team for average time on ice (23:03) and blocked shots (132)...Scored in each of his last 2 regular season games...Registered 4 goals and 6 assists over his final 9 regular season games...Missed the final 3 games of the regular season with an upper-body injury...Also skated in 17 games during the playoffs, recording 4 goals and 14 points to go along with 14 penalty minutes...Led all Bolt skaters for average time on ice per game (27:26)...Ranked tied for 3rd on the club for points which Lightning led...Led Lightning defensemen...Registered 1st career multi-goal playoff game with a pair of goals in Game 5 vs. NYL...Finished the second round vs. NYI with 4 goals and 8 points during the series...Led the Bolts for TOI every game during the playoffs...**2014-15:** Played in 59 games with the Lightning, recording 10 goals and 38 points to go along with 40 penalty minutes...Led the club for average time on ice per game (22:41) and for average shifts per game (26:1)...Led the Lightning with 110 blocked shots...Ranked 1st among Lightning defensemen for goals and 2nd for points...Skated in a Lightning season-high 30:45 of ice time on 3/12 at BOS...Opened the season with goals in each of his 1st 3 games (3 goals, 4 assists)...Registered a career-best 4 point game on 10/13 vs. MTL, posting a goal and 3 helpers...Missed 18 games from 10/20-11/26 with a fractured finger...Missed 3 games with a lower body injury from 3/31-4/6...Served as an assistant captain for the Lightning...Skated in 26 postseason games with the Bolts, recording a goal and 14

points to go along with 6 penalty minutes...Ranked 2nd in the League with a +11 rating...Led all Lightning skaters for average time on ice (23:57) and blocked shots (47)...Registered 4 assists over his final 5 playoff games...Posted 8 assists over his final 13 games of the playoffs...**2013-14:** Skated in 75 games with the Lightning, posting 13 goals and 55 points to go along with 53 penalty minutes...Set new career-highs for goals, assists and points in a season...Led all Lightning defensemen for goals, assists and points...His 55 points this season ranks 3rd on the Lightning's all-time single-season record list for points by a defenseman...Ranked 5th in the NHL among defensemen for points and was 3rd (tie-Barrie) for goals...Ranked 2nd in the league among defensemen for multi-point games with 15...Tied his career-high for most points and assists in a single game with 3 on Jan. 25 vs. COL...Skated in his 300th career NHL game on Jan. 16 at NYL...Missed 6 games with a lower body injury (Dec. 7-17)...Skated in all 4 Lightning postseason games, recording 1 goal and 3 points...**2012-13:** Played in 44 games with the Lightning last season, collecting 4 goals and 20 points to go along with 31 penalty minutes...Ranked 2nd on the Lightning defense for assists and points and tied for second in goals...Ranked 2nd on the club for average time on ice (22:39)...All 4 goals during the season were scored at home...Missed 4 games with a lower body injury from 4/6-4/11...Scored a career-high 2 goals on 2/12 vs. MTL...Registered a season-high 4 game point streak from 1/25 - 2/1, notching 2 goals and 3 assists during that stretch...**2011-12:** Played in 61 games with the Lightning, collecting 5 goals and 23 points to go along with 65 penalty minutes...Set a career high for goals and average time on ice (23:05)...Ranked 1st on the Lightning blue-line in penalty minutes and 2nd in goals and points...Finished 2nd on the Bolts in TOI and 3rd in blocked shots with 127...Recorded a career-high 5-game point streak from 3/27 - 4/4, tallying a goal and 5 assists during that span...Played in his 200th career NHL game on 3/8 at WSH...Tied his career-high with 3 assists on 2/16 vs. SJS...Named to 2012 Sweden Men's National Team for the World Championships held in Finland and Sweden...**2010-11:** Led all Bolts defensemen with 23 assists and was 2nd among team defensemen with 26 points...Was 4th on the team with a plus-3 rating...Ranked 4th on the team with 70 penalty minutes...Was 2nd on the team in ice time with 21:00 and 6th on the team with 85 blocked shots...Ranked 2nd on the team with 48 takeaways...Scored the game-winning goal in the shootout with his 1st career shootout goal on 12/15 vs. ATL...Had 2 career-high 4-game assist streaks from 10/18 - 10/24 and again from 1/12 - 1/18...Also recorded 2 career-high 4-game point streaks on the year...**2011 Playoffs:** Appeared in his 1st NHL postseason...Had Og-1a-1p in the ECQF, including his 1st career NHL postseason point in Game 2...Ranked 2nd on the team in the playoffs for average ice time with 22:16...Ranked 4th among all postseason skaters with 48 blocked shots...Tied for the team lead among defensemen with 6 assists and was 2nd in points among team defensemen with 6...**2009-10:** Appeared in 74 games his 1st NHL season after being selected with the 2nd overall pick in the 2009 NHL Entry Draft...Ranked 4th among all NHL rookies and 4th on the Lightning in ice time with 20:50...Finished the season in 2nd place among the league's 1st-year

players with 97 blocked shots...Was 3rd among NHL rookies with 79 penalty minutes...Finished 2nd among Tampa Bay defensemen with 20 points and 16 assists...Tallied 3 assists in his 1st 3 NHL career games...Set a career-high with 3 points in a game (Og-3a-3p) on 2/11 at BOS...Scored his 1st career NHL goal on 12/5 vs. NYL...Held his only point streak of the season at 2 games, a career-high, from 11/27 - 11/28, tallying 2 assists...Recorded his 1st NHL point in his 1st NHL game on 10/3 at ATL...Registered a career-best 5 shots in a game on 4 separate occasions...Signed his 1st NHL contract on 7/9/09...Rated as the top European player and 1 of the top 3 players overall available in the 2009 NHL Entry Draft...**2008-09:** Played in 43 games with Modo of the Swedish Elite League, recording 7 goals and 21 points with 52 PIM...Named Rookie of the Year in the SEL at the age of 18...Led the team in plus/minus with a plus-21 and ranked 2nd among Modo defensemen in goals, assists and points...Also played in 2 games with Modo's U-20 team, recording 2 assists...Played 5 playoff games with Modo Jr., recording 1 assist...**2007-08:** Played in 39 games with Modo, recording 2 goals and 4 points in his professional debut...Played in 5 playoff games, recording a goal...

Played in 6 games with Modo U-20, recording 2 goals and 3 points, also played in 3 postseason games...**2006-07:** Played the majority of the season with Modo U-20, recording 13 goals and 25 points in 34 games...Also played in 8 games with Modo's U-18 team, recording 5 goals and 9 points...**2005-06:** Split the season between Modo's U-20 and U-18 teams...**International Career:** Skated in 8 games for Sweden at the 2012 IIHF World Championships, collecting an assist and 14 penalty minutes...Suited up for Team Sweden at the IIHF 2010 World Championships, appearing in 9 games while recording a goal and an assist...Ranked 4th on the team with a plus-5 rating...Was 3rd on the team in average ice time per game with 18:44...Represented Sweden at the 2009 World Juniors, recording 2 assists in 6 games...Helped his team to the Gold Medal Game, but fell to Team Canada...At the 2008 World Juniors he was named to the tournament All-Star Team after recording an assist and a +5 rating in 6 games as Sweden won the Silver Medal...Appeared in 4 games at the World Junior U-18 Championships, recording a goal and 4 points in 4 games...Participated in the 2007 World U-18 Championships, recording a goal and 3 points in 6 games.

CAREER STATISTICS

| CAREER STATISTICS | | | REGULAR SEASON | | | | | | | | | | | PLAYOFFS | | | | |
|-------------------|-----------|------------|----------------|----|-----|-----|-----|-----|-----|-----|-----|------|----|----------|----|----|-----|--|
| SEASON | TEAM | LEAGUE | GP | G | A | P | +/- | PIM | PPG | SHG | GWG | S | GP | G | A | P | PIM | |
| 2005-06 | MODO | SWEDEN JR. | 10 | 0 | 1 | 1 | - | 8 | - | - | - | - | - | - | - | - | - | |
| 2006-07 | MODO | SWEDEN JR. | 34 | 13 | 12 | 25 | - | 30 | - | - | - | - | 5 | 1 | 1 | 2 | 44 | |
| | SWEDEN | WJC U-18 | 6 | 1 | 2 | 3 | - | 10 | - | - | - | - | - | - | - | - | - | |
| 2007-08 | MODO | SWEDEN | 39 | 2 | 2 | 4 | - | 44 | - | - | - | - | 5 | 1 | 0 | 1 | 4 | |
| | MODO | SWEDEN JR. | 6 | 2 | 1 | 3 | - | 26 | - | - | - | - | 3 | 2 | 0 | 2 | 4 | |
| 2008-09 | SWEDEN | WJC-A | 6 | 0 | 1 | 1 | - | 4 | - | - | - | - | - | - | - | - | - | |
| | MODO | SWEDEN | 43 | 7 | 14 | 21 | - | 52 | - | - | - | - | - | - | - | - | - | |
| | MODO | SWEDEN JR. | 2 | 0 | 2 | 2 | - | 10 | - | - | - | - | - | - | - | - | - | |
| | SWEDEN | WJC-A | 6 | 0 | 2 | 2 | - | 6 | - | - | - | - | - | - | - | - | - | |
| 2009-10 | TAMPA BAY | NHL | 74 | 4 | 16 | 20 | -3 | 79 | 0 | 0 | 0 | 90 | - | - | - | - | - | |
| | SWEDEN | WC-A | 9 | 1 | 1 | 2 | - | 6 | - | - | - | - | - | - | - | - | - | |
| 2010-11 | TAMPA BAY | NHL | 79 | 3 | 23 | 26 | 3 | 70 | 0 | 0 | 0 | 101 | 18 | 0 | 6 | 6 | 8 | |
| 2011-12 | TAMPA BAY | NHL | 61 | 5 | 18 | 23 | -9 | 65 | 0 | 0 | 0 | 82 | - | - | - | - | - | |
| | SWEDEN | WC | 8 | 0 | 1 | 1 | - | 14 | - | - | - | - | - | - | - | - | - | |
| 2012-13 | TAMPA BAY | NHL | 44 | 4 | 16 | 20 | 1 | 31 | 0 | 0 | 0 | 76 | - | - | - | - | - | |
| 2013-14 | TAMPA BAY | NHL | 75 | 13 | 42 | 55 | 5 | 53 | 3 | 0 | 2 | 170 | 4 | 1 | 2 | 3 | 2 | |
| 2014-15 | TAMPA BAY | NHL | 59 | 10 | 28 | 38 | 12 | 40 | 3 | 0 | 2 | 115 | 26 | 1 | 13 | 14 | 6 | |
| 2015-16 | TAMPA BAY | NHL | 78 | 10 | 37 | 47 | 21 | 46 | 1 | 0 | 0 | 180 | 17 | 4 | 10 | 14 | 14 | |
| 2016-17 | TAMPA BAY | NHL | 79 | 16 | 56 | 72 | 3 | 47 | 4 | 0 | 5 | 166 | - | - | - | - | - | |
| | SWEDEN | WCUP | 4 | 1 | 0 | 1 | - | 0 | - | - | - | - | - | - | - | - | - | |
| | SWEDEN | WC | 10 | 2 | 2 | 4 | - | 6 | - | - | - | - | - | - | - | - | - | |
| 2017-18 | TAMPA BAY | NHL | 77 | 17 | 46 | 63 | 32 | 54 | 2 | 0 | 1 | 216 | 17 | 1 | 10 | 11 | 10 | |
| 2018-19 | TAMPA BAY | NHL | 70 | 12 | 42 | 54 | 24 | 44 | 2 | 0 | 4 | 182 | 2 | 0 | 0 | 0 | 10 | |
| NHL TOTALS | | | 696 | 94 | 324 | 418 | 89 | 529 | 15 | 0 | 14 | 1378 | 84 | 7 | 41 | 48 | 50 | |

HIGHLIGHTS


| | |
|-----------------------|--------------------------------------|
| GOALS: | |
| Game: | 2 (5x, Last: 3/3/18 vs. PHI) |
| Season: | 17 (2017-18) |
| Multi-Goal Games: | 5 |
| In 2018-19: | None |
| Hat Tricks: | None |
| Strat: | 3 (2x, Last: 3/18-3/22/18, 3g) |
| In 2018-19: | 2 (3/18-3/20/19, 2g) |
| ASSISTS: | |
| Game: | 3 (13x, Last - 3/21/19 at CAR) |
| Season: | 56 (2016-17) |
| Streak: | 5 (3x, Last: 12/22/18-1/5/19, 1g,6a) |
| In 2018-19: | 5 (12/22/18-1/5/19, 1g,6a) |
| POINTS: | |
| Game: | 4 (2x, Last: 3/3/18 vs. PHI) |
| Season: | 72 (2016-17) |
| Multi-Point Games: | 95 |
| In 2018-19: | 13 |
| Streak: | 7 (3/9-3/21/19, 2g, 8a) |
| In 2018-19: | 7 (3/9-3/21/19, 2g, 8a) |
| SHOOTOUT STATISTICS: | |
| Career: | 8/23 (34.8%) |
| In 2018-19: | 4/5 (80.0%) |
| MOST PIM IN A GAME: | |
| 15 (3/31/12 vs. WPG) | |
| MOST SHOTS IN A GAME: | |
| 9 (12/21/17 vs. OTT) | |

TRANSACTIONS

Re-signed by the Lightning to an 8-year contract extension on 7/1/16...Signed a five-year contract extension with the Lightning on 11/30/11...Selected by Tampa Bay in the first round, second overall, at the 2009 NHL Entry Draft.

NHL AND LIGHTNING FIRSTS

| | |
|---------|---------------------------|
| GAME: | 10/3/09 at ATL |
| GOAL: | 12/5/09 vs. NYI (Roloson) |
| ASSIST: | 10/3/09 at ATL |





JOHNSON VS. THE NHL

| | GP | G | A | P | PIM |
|-----|----|----|----|----|-----|
| ANA | 10 | 1 | 3 | 4 | 10 |
| ARI | 11 | 2 | 8 | 10 | 8 |
| BOS | 23 | 3 | 7 | 10 | 4 |
| BUF | 25 | 5 | 14 | 19 | 8 |
| CGY | 12 | 2 | 4 | 6 | 6 |
| CAR | 20 | 12 | 8 | 20 | 4 |
| CHI | 11 | 4 | 1 | 5 | 2 |
| COL | 12 | 6 | 6 | 12 | 6 |
| CBJ | 16 | 4 | 7 | 11 | 6 |
| DAL | 12 | 4 | 4 | 8 | 0 |
| DET | 24 | 7 | 9 | 16 | 8 |
| EDM | 12 | 4 | 10 | 14 | 2 |
| FLA | 23 | 8 | 4 | 12 | 10 |
| LAK | 12 | 3 | 5 | 8 | 2 |
| MIN | 11 | 2 | 4 | 6 | 6 |
| MTL | 22 | 9 | 3 | 12 | 8 |
| NSH | 12 | 3 | 1 | 4 | 8 |
| NJD | 18 | 6 | 6 | 12 | 2 |
| NYI | 19 | 5 | 4 | 9 | 8 |
| NYR | 16 | 5 | 5 | 10 | 0 |
| OTT | 24 | 8 | 11 | 19 | 4 |
| PHI | 19 | 7 | 11 | 18 | 12 |
| PIT | 19 | 6 | 9 | 15 | 10 |
| SJS | 10 | 3 | 2 | 5 | 4 |
| STL | 12 | 5 | 2 | 7 | 2 |
| TBL | 0 | 0 | 0 | 0 | 0 |
| TOR | 22 | 7 | 5 | 12 | 4 |
| VAN | 11 | 1 | 4 | 5 | 4 |
| VGK | 3 | 1 | 0 | 1 | 0 |
| WSH | 16 | 5 | 5 | 10 | 2 |
| WPG | 12 | 1 | 7 | 8 | 4 |

TYLER JOHNSON

9

| | | | |
|----------|--------|----------|---|
| POSITION | Center | BORN | July 29, 1990 (Spokane, WA) |
| HEIGHT | 5-8 | ACQUIRED | Signed as a free agent on March 7, 2011 |
| WEIGHT | 182 | SEASON | NHL – 8th, Lightning – 8th |
| SHOOTS | Right | | |

2010-2019 SEASON

Played in 80 games, posting 29 goals and 47 points to go along with 28 penalty minutes...Ranked 4th on the Lightning for goals and tied for 6th for points...Tied his career high for goals in a season...Recorded his 4th 20-goal season...Posted a career-long tying 3-game goal streak from March 11-16 (4 goals)...Notched his 4th career regular season hat trick on October 16 against Carolina. **2019 Playoffs:** Skated in 4 Stanley Cup Playoff games, posting 1 assist.

CAREER

2017-18: Played in 81 games with the Bolts, posting 21 goals and 30 points to go along with 24 penalty minutes. Recorded his 3rd 20-goal season and 3rd 50-point season...Ranked 5th on the Lightning for goals and game-winning goals with 3...Notched his 3rd career regular season hat trick on January 9 against Carolina...Skated in 17 Stanley Cup Playoff games, registering 3 goals and 8 points to go along with 6 penalty minutes...Tallied 50th career playoff point in Game 4 against Washington...Ranked 2nd on the team with 42 shots on goal. **2016-17:** Played in 66 games with the Lightning, recording 19 goals and 45 points to go along with 28 penalty minutes. Ranked tied for 3rd on the Lightning for goals and 5th for points. Also ranked 3rd on the Bolts for power-play goals with 6 and was tied for 5th with 3 game-winning tallies...His 18:49 average time on ice last season ranked 3rd among all Lightning forwards...Led the Lightning for face-off wins (583) and face-offs taken (1,122)...Missed 11 games from 3/11-4/1 with a lower body injury...Owned share of Bolts' longest point streak of the season after recording 2 goals and 4 assists over 6 game span (11/15-25). **2015-16:** Played in 69 games with the Lightning, posting 14 goals and 38 points to go along with 20 penalty minutes. Ranked 2nd on the Lightning for game-winning goals with 7...Ranked tied for 4th on the Lightning for goals and 6th for points. Set the Bolts season high with 9 shots on 4/5 at NYR...Missed 7 games with an upper body injury from 12/12-26...Also appeared in 17 games during the playoffs, recording 7 goals and 17 points...Led the team and ranked tied for 2nd in the NHL with 3 game-winning goals...Ranked 2nd on the team and tied for 8th in the NHL for playoff goals...Ranked tied for 5th in the NHL for plus/minus with a +9 rating...Recorded a 3-game goal streak from Game 3 to 5 of the ECF...Registered a team playoff-best 4-game assist/point streak (4/30-5/8)...Scored twice and notched 2 assists in Game 2 vs. DET in the first round...**2014-15:** Played in 77 games with the Lightning, collecting 29 goals and 72 points to go along with 24 penalty minutes...Ranked tied for 1st (Stamkos) on the club for points and was 2nd for goals and assists...Ranked 3rd in the NHL with a +33 rating...Ranked tied for 1st with Steven Stamkos on the Lightning with 6 game-winning tallies...Finished the regular season with 5 points (3 goals, 2 assists) over his final 3 games...Recorded 2 point streaks of 7 games (10/14-28, 11 assists & 2/22-3/10, 3 goals, 6 assists), setting a new career-best...Set career highs for goals (29), assists (43) and points (72)...Recorded a career-best 4 assist/point game on 10/28 vs. ARI...Scored his 2nd career hat trick on 12/23 vs. PIT...Named to the NHL All-Star Game on 1/10 but missed with a lower body injury...Tallied 16 multi-point games during the season...Scored his 1st career overtime winning goal on 3/10 at MTL...Missed 3 games from 3/30-4/2 with an upper body injury...Appeared in 26 playoff games with the Bolts, tallying 13 goals and 23 points to go along with 24 penalty minutes...Paced the NHL for goals with 13 and ranked tied for 1st with Chicago's Patrick Kane with 23 points...Led the NHL with 4 game-winning tallies...Set a new Lightning record for most postseason goals with 13 in a single year...Became the 1st Bolt to record a playoff hat trick in Game 2 of the ECF against New York...Recorded 9 points (4 goals, 5 assists) during the ECF. **2013-14:**

Skated in 82 games with the Lightning, posting 24 goals and 50 points to go along with 26 penalty minutes...Was 1 of 3 Lightning skaters to play in all 82 games...Ranked 3rd among rookies for points and 1st (tie-MacKinnon) for goals with 24...Ranked 1st among all NHL rookies for TOI (18:47) and face-offs taken 1,275...Named to the NHL All-Rookie Team...Ranked tied for 1st among all NHL skaters with 5 shorthanded tallies (Brad Marchand)...Became only the 2nd rookie in NHL history to record 5 power-play and 5 shorthanded goals in a season (Dennis Maruk – 1975-76)...Set a new Lightning rookie record for most goals in a season on Apr. 10 vs. PHI, surpassing Steven Stamkos' (2008-09)...Became the 3rd rookie in Lightning franchise history to record a 20-goal season...Scored his 1st career NHL hat trick on Jan. 25 vs. COL, becoming the 2nd Lightning rookie to score 3 goals in a game (Stamkos: Feb. 17, 2009)...Recorded 2 5-game point streaks during the season (Jan. 16-25 & March 4-13)...Skated in 4 playoff games, posting 1 goal and 2 points...Made his Stanley Cup playoffs debut in Game 1 versus Montreal on April 16, recording an assist...Scored his 1st career postseason goal in Game 4 at Montreal. **2012-13:** Skated in 14 games for the Lightning, registering 3 goals and 6 points...Played in his 1st NHL game on 3/14 vs. NYL...Recorded 2 multi-point games with his 1st coming on 3/16 vs. CAR...Scored his 1st goal on 3/16 vs. CAR...Skated in a career-high 16:53 TOI vs. FLA on 4/2...Skated in 62 games with Syracuse, scoring a league-leading 37 goals and totaling 65 points...Ranked 1st on Syracuse in power play goals with 12...Awarded the Les Cunningham Award as the AHL's Most Valuable Player...Named to the AHL's First All-Star Team...Named to the 2013 Dunkin' Donuts AHL All-Star Classic. **2011-12:** Played 1st professional season with the Admirals, skating in 75 games and recording 31 goals and 68 points...Ranked 2nd on the Admirals in goals and 3rd in points...Ranked 2nd in the AHL in rookie scoring in points and 3rd in goals...Named AHL Player of the Month in March after recording 11 goals, 11 points and a plus-13 rating...Held a nine-game goal scoring streak from 3/3 through 3/24...Skated in 14 Calder Cup playoff games, registering six goals and 14 points...Won the Calder Cup with Norfolk. **Junior Career:** Has skated in a total of 266 WHL games, all with the Spokane Chiefs, registering 128 goals, 154 assists and 282 points...Had his best season in 2010-11, scoring a league-leading 53 goals in a WHL career-high 71 games...Also recorded 62 assists which ranked 5th among all WHL skaters and 115 points which were 2nd among all WHL players...Ranked 7th in the WHL with 17 power-play goals...Was 2nd among all WHL skaters with 38 power-play assists...Was tied for 2nd in the league with 6 shorthanded goals and was 14th with 7 game-winning tallies...Appeared in 14 postseason games, recording 7 goals and 14 points...His goal and point totals ranked 2nd on the club in the playoffs...Led the team with 1 shorthanded tally in the postseason...In 2009-10, amassed 26 goals and 71 points in 64 games...Ranked 2nd on the team in goals and was 3rd in points...Also ranked 3rd on the team with 35 assists and was 2nd on the club with 11 power-play goals...Was 1 of 3 Chiefs players to average over a point per game that season...Also appeared in 7 postseason games with Spokane, registering 8 points which ranked 3rd on the team...

Tied for the team lead with 5 assists in the playoffs and tied for 2nd on the club with 1 power-play goal...In 2008-09, recorded 26 goals, 35 assists and 61 points in 62 games...Ranked 3rd on the team in goals and in points...Finished 6th on the club with a plus-26 rating...Tied for 2nd on the team with

8 power-play goals...Also had 8 points in 12 postseason games, good for 4th on the team...Tied for the team lead with 2 power-play goals...In 2007-08, made his major junior debut, appearing in 69 games with the Chiefs...Had 13 goals and 35 points...Was 9th on Spokane in points.

CAREER STATISTICS

| SEASON | TEAM | LEAGUE | REGULAR SEASON | | | | | | | | | | PLAYOFFS | | | | |
|------------|-----------|--------|----------------|-----|-----|-----|-----|-----|-----|-----|-----|------|----------|----|----|----|-----|
| | | | GP | G | A | P | +/– | PIM | PPG | SHG | GWG | S | GP | G | A | P | PIM |
| 2007-08 | SPOKANE | WHL | 69 | 13 | 22 | 35 | – | 34 | – | – | – | – | 21 | 5 | 3 | 8 | 24 |
| 2008-09 | SPOKANE | WHL | 62 | 26 | 35 | 61 | – | 52 | – | – | – | – | 12 | 5 | 3 | 8 | 8 |
| 2009-10 | SPOKANE | WHL | 64 | 36 | 35 | 71 | – | 32 | – | – | – | – | 7 | 3 | 5 | 8 | 0 |
| 2010-11 | SPOKANE | WHL | 71 | 53 | 62 | 115 | – | 48 | – | – | – | – | 14 | 7 | 7 | 14 | 9 |
| 2011-12 | NORFOLK | AHL | 75 | 31 | 37 | 68 | – | 28 | – | – | – | – | 14 | 6 | 8 | 14 | 6 |
| 2012-13 | SYRACUSE | AHL | 62 | 37 | 28 | 65 | – | 34 | – | – | – | – | 18 | 10 | 11 | 21 | 18 |
| | TAMPA BAY | NHL | 14 | 3 | 3 | 6 | 3 | 4 | 0 | 0 | 0 | 11 | – | – | – | – | – |
| 2013-14 | TAMPA BAY | NHL | 82 | 24 | 26 | 50 | 23 | 26 | 5 | 5 | 4 | 181 | 4 | 1 | 1 | 2 | 0 |
| 2014-15 | TAMPA BAY | NHL | 77 | 29 | 43 | 72 | 33 | 24 | 8 | 0 | 6 | 203 | 26 | 13 | 10 | 23 | 24 |
| 2015-16 | TAMPA BAY | NHL | 69 | 14 | 24 | 38 | 4 | 20 | 3 | 0 | 7 | 167 | 17 | 7 | 10 | 17 | 12 |
| 2016-17 | TAMPA BAY | NHL | 66 | 19 | 26 | 45 | –5 | 28 | 6 | 0 | 3 | 130 | – | – | – | – | – |
| 2017-18 | TAMPA BAY | NHL | 81 | 21 | 29 | 50 | 3 | 24 | 4 | 2 | 3 | 186 | 17 | 3 | 5 | 8 | 6 |
| 2018-19 | TAMPA BAY | NHL | 80 | 29 | 18 | 47 | 15 | 28 | 1 | 1 | 4 | 163 | 4 | 0 | 1 | 1 | 0 |
| NHL TOTALS | | | 469 | 139 | 169 | 308 | 76 | 154 | 27 | 8 | 27 | 1041 | 68 | 24 | 27 | 51 | 42 |

HIGHLIGHTS

GOALS:

Game: 3 (4x, Last: 10/16/18 vs. CAR)
Season: 29 (2x, Last: 2018-19)
Multi-Goal Games: 20
In 2018-19: 4
Hat Tricks: 4
Streak: 3 (3x, Last: 3/11-3/16/19, 4g)
In 2018-19: 3 (2x, Last: 3/11-3/16, 4g)

ASSISTS:

Game: 4 (10/28/14 vs. ARI)
Season: 43 (2014-15)
Streak: 7 (2x, Last: 12/5/17-12/21/17, 2g, 9a)
In 2018-19: 2 (3x, Last: 12/6-12/8, 2a)

POINTS:

Game: 4 (10/28/14 vs. ARI)
Season: 72 (2014-15)
Multi-Point Games: 61
In 2018-19: 9
Streak: 12 (12/2/17-12/31/17, 8g, 10a)
In 2018-19: 4 (3/9-3/16, 4g, 1a)

SHOOTOUT STATISTICS:

Career: 0/4 (0.0%)
In 2018-19: 0/1 (0.00%)

MOST PIM IN A GAME:

4 (2x, Last: 3/26/15 vs. NSH)

MOST SHOTS IN A GAME:

9 (4/5/16 at NYR)

NHL AND LIGHTNING FIRSTS

GAME: 3/14/13 vs. NYI
GOAL: 3/16/13 vs. CAR (Peters)
ASSIST: 3/16/13 vs. CAR

TRANSACTIONS

Re-signed to a seven-year contract on July 10, 2017...Re-signed to a three-year contract on May 23, 2014...Signed by Tampa Bay on March 7, 2011 as a free agent.





JOSEPH VS. THE NHL

| | GP | G | A | P | PIM |
|-----|----|---|---|---|-----|
| ANA | 2 | 0 | 0 | 0 | 0 |
| ARI | 2 | 0 | 0 | 0 | 0 |
| BOS | 4 | 1 | 1 | 2 | 2 |
| BUF | 3 | 0 | 0 | 0 | 2 |
| CGY | 0 | 0 | 0 | 0 | 0 |
| CAR | 3 | 0 | 1 | 1 | 0 |
| CHI | 2 | 0 | 0 | 0 | 0 |
| COL | 2 | 0 | 0 | 0 | 0 |
| CBJ | 3 | 1 | 0 | 1 | 2 |
| DAL | 2 | 0 | 0 | 0 | 2 |
| DET | 4 | 2 | 1 | 3 | 2 |
| EDM | 1 | 0 | 0 | 0 | 0 |
| FLA | 4 | 2 | 1 | 3 | 0 |
| LAK | 2 | 1 | 0 | 1 | 0 |
| MIN | 2 | 0 | 0 | 0 | 2 |
| MTL | 4 | 0 | 0 | 0 | 2 |
| NSH | 2 | 0 | 0 | 0 | 0 |
| NJD | 3 | 0 | 1 | 1 | 0 |
| NYI | 3 | 1 | 0 | 1 | 0 |
| NYR | 2 | 0 | 1 | 1 | 0 |
| OTT | 4 | 3 | 2 | 5 | 4 |
| PHI | 1 | 0 | 0 | 0 | 0 |
| PIT | 3 | 0 | 0 | 0 | 2 |
| SJS | 2 | 1 | 1 | 2 | 0 |
| STL | 2 | 0 | 0 | 0 | 0 |
| TBL | 0 | 0 | 0 | 0 | 0 |
| TOR | 2 | 0 | 0 | 0 | 2 |
| VAN | 1 | 0 | 0 | 0 | 2 |
| VGK | 2 | 1 | 0 | 1 | 0 |
| WSH | 2 | 0 | 2 | 2 | 0 |
| WPG | 1 | 0 | 2 | 2 | 2 |

MATHIEU JOSEPH

| | | | |
|-----------------|------------|-----------------|---|
| POSITION | Right Wing | BORN | February 9, 1997 (Chambly, Quebec) |
| HEIGHT | 6-1 | ACQUIRED | Selected in the fourth round, 120th overall, at the 2015 NHL Draft |
| WEIGHT | 190 | SEASON | NHL – 2nd, Lightning – 2nd |

2018-2019 SEASON

Skated in 70 games during his rookie season, recording 13 goals and 26 points to go along with 26 penalty minutes...Scored 1st career NHL goal on November 4 at Ottawa... Ranked tied for 8th among NHL rookies for goals...Missed 6 games from December 13-27 with a lower body injury...Became 15th Lightning rookie all-time to notch 25+ points in a season...Recorded a pair of 2-goal games...Skated in 10 games for Team Canada at the World Championships, recording a goal and 2 points...**2019 Playoffs:** Played in 4 Stanley Cup Playoff games, posting 4 shots on goal...Made Stanley Cup Playoffs debut in Game 1 versus Columbus.

CAREER

2017-18: Skated 70 games with the Crunch during 1st pro/AHL season, posting 15 goals and 53 points to go along with 41 penalty minutes...Led the Crunch for assists and points...Ranked 2nd in the AHL for rookie assists and 5th for rookie points...Skated in 7 Calder Cup Playoff games, recording 3 goals and 7 points...Ranked 3rd on Syracuse for playoff points...**Junior Career:** Skated in 201 career QMJHL games, all with the Saint John Sea Dogs over 4 seasons, posting 91 goals and 206 points...Helped the Sea Dogs win the QMJHL Championship in 2017, leading all skaters for assists and points... Named to the QMJHL Second All-Star Team...Skated in 4 Memorial Cup games in 2017, recording 2 goals and 5 points... Represented Canada at the 2017 World Jr. Championship, helping them win the Silver Medal by posting a goal and 5 points in 7 tournament games.

7

CAREER STATISTICS

| SEASON | TEAM | LEAGUE | REGULAR SEASON | | | | | | | PLAYOFFS | | | | |
|------------|------------|--------|----------------|----|----|----|-----|-----|--|----------|----|----|----|-----|
| | | | GP | G | A | TP | +/- | PIM | | GP | G | A | TP | PIM |
| 2013-14 | SAINT JOHN | QMJHL | 30 | 1 | 10 | 11 | - | 10 | | - | - | - | - | - |
| 2014-15 | SAINT JOHN | QMJHL | 59 | 21 | 21 | 42 | - | 22 | | 5 | 1 | 2 | 3 | 4 |
| 2015-16 | SAINT JOHN | QMJHL | 58 | 33 | 40 | 73 | - | 57 | | 5 | 5 | 7 | 12 | 8 |
| 2016-17 | SAINT JOHN | QMJHL | 54 | 36 | 44 | 80 | - | 37 | | 18 | 13 | 19 | 32 | 14 |
| | CANADA U20 | WJC-20 | 7 | 1 | 4 | 5 | - | 4 | | - | - | - | - | - |
| 2017-18 | SYRACUSE | AHL | 70 | 15 | 38 | 53 | - | 41 | | 7 | 3 | 4 | 7 | 6 |
| 2018-19 | TAMPA BAY | NHL | 70 | 13 | 13 | 26 | 5 | 26 | | 4 | 0 | 0 | 0 | 0 |
| | CANADA | WC | 10 | 1 | 1 | 2 | - | 2 | | - | - | - | - | - |
| NHL TOTALS | | | 70 | 13 | 13 | 26 | 5 | 26 | | 4 | 0 | 0 | 0 | 0 |

HIGHLIGHTS

GOALS:

Game: 2 (2x, Last: 12/4/18 at DET)
Season: 13 (2018-19)
Multi-Goal Games: 2
In 2018-19: 2
Hat Tricks: None
Streak: 2 (2x, Last: 12/4/18-12/6/18, 2g)
In 2018-19: 2 (2x, Last: 12/4/18-12/6/18, 2g)

ASSISTS:

Game: 2 (3/5/19 vs. WPG)
Season: 13 (2018-19)
Streak: 2 (3/25/19-4/1/19, 2a)
In 2018-19: 2 (3/25/19-4/1/19, 2a)

POINTS:

Game: 3 (2x, Last: 12/4/18)
Season: 26 (2018-19)
Multi-Point Games: 3
In 2018-19: 3
Streak: 3 (1/3/19-1/8/19, 2g, 1a)
In 2018-19: 3 (1/3/19-1/8/19, 2g, 1a)

SHOOTOUT STATISTICS:

Career: 0/0 (0.0%)
In 2018-19: 0/0 (0.0%)

MOST PIM IN A GAME:

2 (13x, Last: 4/6/19 at BOS)

MOST SHOTS IN A GAME:

5 (2x, Last: 11/21/18 vs. FLA)

TRANSACTIONS

Signed to an entry-level contract by the Lightning on 12/24/16... Selected by Tampa Bay in the fourth round, 120th overall, at the 2015 NHL Draft.

NHL AND LIGHTNING FIRSTS

GAME: 10/6/18 vs. FLA

GOAL: 11/4/18 at OTT (Anderson)

ASSIST: 10/16/18 vs. CAR





KILLORN VS. THE NHL

| | GP | G | A | P | PIM |
|-----|----|---|----|----|-----|
| ANA | 12 | 2 | 2 | 4 | 4 |
| ARI | 12 | 1 | 5 | 6 | 12 |
| BOS | 27 | 4 | 6 | 10 | 19 |
| BUF | 28 | 5 | 12 | 17 | 16 |
| CGY | 10 | 5 | 5 | 10 | 11 |
| CAR | 22 | 4 | 8 | 12 | 10 |
| CHI | 11 | 0 | 4 | 4 | 12 |
| COL | 12 | 3 | 6 | 9 | 8 |
| CBJ | 17 | 2 | 4 | 6 | 17 |
| DAL | 11 | 3 | 7 | 10 | 2 |
| DET | 25 | 7 | 7 | 14 | 18 |
| EDM | 11 | 2 | 3 | 5 | 10 |
| FLA | 28 | 6 | 11 | 17 | 10 |
| LAK | 11 | 2 | 1 | 3 | 8 |
| MIN | 11 | 1 | 2 | 3 | 6 |
| MTL | 28 | 3 | 5 | 8 | 22 |
| NSH | 12 | 1 | 3 | 4 | 10 |
| NJD | 19 | 6 | 2 | 8 | 2 |
| NYI | 20 | 3 | 5 | 8 | 6 |
| NYR | 20 | 3 | 6 | 9 | 20 |
| OTT | 27 | 5 | 11 | 16 | 2 |
| PHI | 19 | 5 | 7 | 12 | 8 |
| PIT | 21 | 3 | 16 | 19 | 19 |
| SJS | 12 | 2 | 2 | 4 | 10 |
| STL | 12 | 4 | 5 | 9 | 0 |
| TBL | 0 | 0 | 0 | 0 | 0 |
| TOR | 28 | 9 | 3 | 12 | 27 |
| VAN | 12 | 5 | 2 | 7 | 12 |
| VGK | 4 | 0 | 1 | 1 | 2 |
| WSH | 21 | 7 | 1 | 8 | 10 |
| WPG | 14 | 2 | 4 | 6 | 0 |

ALEX KILLORN

| | | | |
|----------|--------|----------|---|
| POSITION | Center | BORN | September 14, 1989 (Halifax, Nova Scotia) |
| HEIGHT | 6-1 | ACQUIRED | Selected by the Lightning in the third round, |
| WEIGHT | 197 | | 77th overall, at the 2007 NHL Entry Draft |
| SHOOTS | Left | SEASON | NHL – 8th, Lightning – 8th |

2018-2019 SEASON

Played in all 82 games, posting 18 goals and 40 points to go along with 45 penalty minutes... Skated in all 82 games for the 3rd time in his career...Ranked 7th on the Lightning for goals and 9th for points...Recorded 1st career hat trick on March 16 versus Washington, his 5th multi-goal game of his career...Skated in 500th career NHL game on February 28 at Boston...Passed Cory Sarich for 7th-most games played in Lightning history (492) on February 10 at Florida...**2019 Playoffs:** Appeared in 4 Stanley Cup Playoff games, posting a goal and 6 penalty minutes.

CAREER

2017-18: Played in all 82 games with the Bolts, posting 15 goals and 47 points to go along with 45 penalty minutes...Notched his 4th 15-goal season...Ranked 4th on the Lightning with a +22 rating, which is a new career best...Set career-highs for assists and points...Set a career-high with 5 points (2 goals, 3 assists) on February 1 at Calgary...Played in his 400th career NHL game on January 22 at Chicago...Appeared in 17 Stanley Cup Playoff games, posting 5 goals and 7 points to go along with 12 penalty minutes...Ranked 5th on the Bolts for goals and led the team with a 22.7 shooting percentage...Ranked 4th among Lightning forwards for average time on ice (15:47)...Led the team for plus/minus with a +4 rating...**2016-17:** Played in 81 games for the Bolts, notching 19 goals and 36 points to go along with 66 penalty minutes...Set career high for goals in a season...Ranked 1st on the Lightning for games played, 3rd for goals and penalty minutes, and 7th for points...Ranked 4th among all Lightning forwards for average time on ice (18:00)...Posted 4 game-winning goals, ranking 4th on the team...Represented Team Canada at the World Championships, recording 8 penalty minutes in 10 tournament games...**2015-16:** Played in 81 games with the Lightning, recording 14 goals and 40 points to go along with 44 penalty minutes...Ranked 1st on the Bolts for games played, missing only 1 game (10/25 vs. DAL)...Ranked tied for 4th on the Lightning for points and 4th for assists (26)...Posted a season-best 3-point game on 1/19 vs. EDM...Recorded his 100th career NHL point on 10/12 at BOS...Skated in 17 playoff games, recording 5 goals and 13 points to go along with 42 penalty minutes...Ranked 1st on the club for penalty minutes...Ranked 2nd on the club for game-winning goals with 2...Ranked tied for 3rd on the team for goals and 5th for points...Tallied a 2-assist game, his 4th multi-point game of the playoffs, in Game 4 vs. PIT...**2014-15:** Played in 71 games with the Lightning, recording 15 goals and 38 points to go along with 36 penalty minutes...Missed the final 3 games of the season due to injury...Ranks tied for 3rd on the Bolts for game-winning goals with 5, also a new career-best...Recorded a career-high 7-game point streak (5 goals, 3 assists) from 11/15-29, tying the Lightning's longest of the season...Recorded his 1st career 2-goal game on 1/20 vs. VAN...Skated in 26 postseason games with the Lightning, collecting 9 goals and 18 points...Ranked 1st among all Lightning forwards for average time on ice (20:10)...Ranked tied for 6th in the NHL with 9 goals...Ranked tied for 3rd on the Bolts for points with 18 and was 3rd with 2 game-winning tallies...Notched his 1st career 3-point playoff game in Game 2 at New

York in the ECF (2 goals, 1 assist)...**2013-14:** Skated in 82 games with the Lightning, posting 17 goals and 41 points to go along with 63 penalty minutes...1 of 3 players on the Lightning to skate in all 82 games...Ranked 6th on the Bolts for goals with 17...Recorded a season-high 7 shots and tallied his 17th goal of the season on Apr. 1 vs. MTL...Recorded a career-high 15 penalty minutes on March 19 at TOR...Tallied a career-best 3 points (2 goals, 1 assist) and was the game's 1st star on Nov. 2 vs. STL...**2012-13:** Played in 38 games with the Lightning, posting 7 goals and 19 points with 14 penalty minutes...Ranked tied for 9th in the NHL for points among rookies and was tied for 11th in rookie goals...Ranked tied for 5th in NHL rookie game-winning goals with 2...Scored his 1st career NHL goal on 2/16 at FLA (Theodore)...Earned his 1st career NHL point (assist) in his NHL debut on 2/10 at NYR...Skated in 44 games with the Syracuse Crunch of the American Hockey League, collecting 16 goals and 38 points to go along with a plus-6 rating and 32 penalty minutes...Ranked 4th on the Crunch for goals and tied for 6th for points...7 of his 16 goals with Syracuse came on the man-advantage, ranking tied for 3rd on the club in that category...**2011-12:** Played in 10 games with the Norfolk Admirals of the AHL, recording 2 goals and 6 points to go along with a plus-6 rating...Made his AHL/professional debut on 3/23 vs. Albany...Recorded his 1st AHL point/goal on 3/24 vs. Albany...Notched his 1st multi-point game (2 assists) on 4/7 vs. Binghamton...Appeared in 17 Calder Cup playoff games with the Admirals, collecting 3 goals and 12 points...Ranked tied for 3rd on the club for playoff scoring...Won the Calder Cup with Norfolk...**College Career:** Appeared in 130 career games at Harvard, registering 53 goals and 109 points...**2011-12:** Played in 34 games with Harvard, recording a career-high 23 goals and 46 points to go along with 47 penalty minutes...Ranked 1st on Harvard for goals and points, and was 2nd in assists with 23...Ranked 3rd in the Eastern College Athletic Conference for goals and 4th for points...Named to the 2012 ECAC First Team All-League and was a nominee for the Hobey Baker Award...**2010-11:** Played in 34 games with Harvard, collected 15 goals and 29 points to go along with 36 penalty minutes...Ranked 1st on the team for goals, 2nd for points and 3rd (tie) for assists with 14...**2009-10:** Appeared in 32 contests with the Crimson, tallying 9 goals and 20 points...Ranked 2nd on the team for goals and 3rd for points...**2008-09:** Skated in 30 games as a freshman at Harvard, recording 6 goals and 14 points to go along with 46 penalty minutes...Led all freshman skaters for goals and points.

CAREER STATISTICS

| SEASON | TEAM | LEAGUE | REGULAR SEASON | | | | | | | | | | | PLAYOFFS | | | | |
|------------------------|-----------|--------|----------------|-----|-----|-----|-----|-----|-----|-----|-----|------|--|----------|----|----|----|-----|
| | | | GP | G | A | P | +/- | PIM | PPG | SHG | GWG | S | | GP | G | A | P | PIM |
| 2008-09 | HARVARD | ECAC | 30 | 6 | 8 | 14 | - | 46 | - | - | - | - | | - | - | - | - | - |
| 2009-10 | HARVARD | ECAC | 32 | 9 | 11 | 20 | - | 26 | - | - | - | - | | - | - | - | - | - |
| 2010-11 | HARVARD | ECAC | 34 | 15 | 14 | 29 | - | 36 | - | - | - | - | | - | - | - | - | - |
| 2011-12 | HARVARD | ECAC | 34 | 23 | 23 | 46 | - | 47 | - | - | - | - | | - | - | - | - | - |
| | NORFOLK | AHL | 10 | 2 | 4 | 6 | - | 2 | - | - | - | - | | 17 | 3 | 9 | 12 | 8 |
| 2012-13 | SYRACUSE | AHL | 44 | 16 | 22 | 38 | - | 32 | - | - | - | - | | - | - | - | - | - |
| | TAMPA BAY | NHL | 38 | 7 | 12 | 19 | -6 | 14 | 1 | 0 | 2 | 82 | | - | - | - | - | - |
| 2013-14 | TAMPA BAY | NHL | 82 | 17 | 24 | 41 | 8 | 63 | 3 | 0 | 2 | 173 | | 4 | 1 | 1 | 2 | 4 |
| 2014-15 | TAMPA BAY | NHL | 71 | 15 | 23 | 38 | 8 | 36 | 1 | 1 | 5 | 130 | | 26 | 9 | 9 | 18 | 12 |
| 2015-16 | TAMPA BAY | NHL | 81 | 14 | 26 | 40 | 14 | 44 | 3 | 0 | 3 | 154 | | 17 | 5 | 8 | 13 | 42 |
| 2016-17 | TAMPA BAY | NHL | 81 | 19 | 17 | 36 | -9 | 66 | 4 | 1 | 4 | 176 | | - | - | - | - | - |
| | CANADA | WC | 10 | 0 | 0 | 0 | - | 8 | - | - | - | - | | - | - | - | - | - |
| 2017-18 | TAMPA BAY | NHL | 82 | 15 | 32 | 47 | 22 | 45 | 2 | 0 | 1 | 156 | | 17 | 5 | 2 | 7 | 12 |
| 2018-19 | TAMPA BAY | NHL | 82 | 18 | 22 | 40 | 22 | 45 | 2 | 1 | 2 | 153 | | 4 | 1 | 0 | 1 | 6 |
| NHL & LIGHTNING TOTALS | | | 517 | 105 | 156 | 261 | 59 | 313 | 16 | 3 | 19 | 1024 | | 68 | 21 | 20 | 41 | 76 |

HIGHLIGHTS

GOALS:
Game: 3 (3/16/19 vs. WSH)
Season: 19 (2016-17)
Multi-Goal Games: 5
In 2018-19: 2
Hat Tricks: 1
Streak: 4 (2x, Last: 12/31/16-1/7/17, 2g,2a)
In 2018-19: 2 (2x, Last: 12/13-12/16/18, 2g)

ASSISTS:
Game: 4 (10/12/17 vs. PIT)
Season: 32 (2017-18)
Streak: 5 (11/8-11/17/18, 6a)
In 2018-19: 5 (11/8-11/17/18, 6a)

POINTS:
Game: 5 (2/1/18 at CGY)
Season: 47 (2017-18)
Multi-Point Games: 42
In 2018-19: 6
Streak: 7 (11/15-11/29/15, 5g, 3a)
In 2018-19: 5 (2x, Last: 12/6-12/16, 3g,2a)

SHOOTOUT STATISTICS:
Career: 0/2 (0.0%)
In 2018-19: 0/0 (0.00%)

MOST PIM IN A GAME:
15 (3/19/14 at TOR)

MOST SHOTS IN A GAME:
7 (3x, Last: 11/17/16 at BUF)

NHL AND LIGHTNING FIRSTS

GAME: 2/10/13 at NYR
GOAL: 2/16/13 at FLA (Theodore)
ASSIST: 2/10/13 at NYR

TRANSACTIONS

Re-signed by the Lightning to a 7-year contract on 7/17/16... Signed first professional contract with Tampa Bay on 3/19/12... Selected by Tampa Bay in the third round, 77th overall, at the 2007 NHL Entry Draft





KUCHEROV
VS. THE NHL

| | GP | G | A | P | PIM |
|-----|----|----|----|----|-----|
| ANA | 10 | 4 | 7 | 11 | 10 |
| ARI | 9 | 7 | 2 | 9 | 0 |
| BOS | 21 | 7 | 8 | 15 | 25 |
| BUF | 22 | 10 | 13 | 23 | 10 |
| CGY | 11 | 3 | 7 | 10 | 0 |
| CAR | 16 | 6 | 12 | 18 | 4 |
| CHI | 10 | 4 | 6 | 10 | 2 |
| COL | 12 | 3 | 5 | 8 | 4 |
| CBJ | 18 | 7 | 14 | 21 | 10 |
| DAL | 11 | 5 | 8 | 13 | 2 |
| DET | 23 | 16 | 12 | 28 | 6 |
| EDM | 10 | 9 | 10 | 19 | 6 |
| FLA | 22 | 12 | 13 | 25 | 16 |
| LAK | 10 | 6 | 8 | 14 | 2 |
| MIN | 11 | 5 | 2 | 7 | 6 |
| MTL | 23 | 8 | 13 | 21 | 6 |
| NSH | 12 | 4 | 3 | 7 | 0 |
| NJD | 15 | 7 | 16 | 23 | 6 |
| NYI | 18 | 5 | 10 | 15 | 12 |
| NYR | 18 | 4 | 12 | 16 | 4 |
| OTT | 24 | 9 | 20 | 29 | 22 |
| PHI | 18 | 3 | 15 | 18 | 10 |
| PIT | 16 | 6 | 13 | 19 | 13 |
| SJS | 11 | 5 | 5 | 10 | 2 |
| STL | 10 | 4 | 2 | 6 | 4 |
| TBL | 0 | 0 | 0 | 0 | 0 |
| TOR | 23 | 8 | 13 | 21 | 16 |
| VAN | 10 | 4 | 6 | 10 | 2 |
| VGK | 4 | 0 | 5 | 5 | 0 |
| WSH | 17 | 11 | 7 | 18 | 4 |
| WPG | 12 | 6 | 7 | 13 | 19 |

NIKITA
KUCHEROV

86

| | | | |
|----------|------------|----------|---|
| POSITION | Right Wing | BORN | June 17, 1993 (Moscow, Russia) |
| HEIGHT | 5-11 | ACQUIRED | Selected in the second round, 58th overall, |
| WEIGHT | 180 | | at the 2011 NHL Draft |
| SHOOTS | Left | SEASON | NHL – 7th, Lightning – 7th |

2018-2019 SEASON

Played in all 82 games, recording 41 goals and 128 points to go along with 62 penalty minutes... Led the NHL for points, assists and power-play points (48)... Set the record for most points by a Russian-born player in a season with his 128th point on April 6 at Boston, passing Alex Mogilny (1992-93)... His 87 assists are tied for the most all-time in NHL history by a winger (Jagr: 1995-96)... Ranked 1st in the NHL with 38 multi-point games... Set Lightning record for most points, assists and power-play points in a single season... Represented the Lightning for the 3rd time at the NHL All-Star Game in San Jose... Won the Art Ross Trophy, Hart Trophy and Ted Lindsay Award... **2019 Playoffs:** Appeared in 3 Stanley Cup Playoff games, tallying 2 assists and 19 penalty minutes... Led the team for penalty minutes and ranked tied for 2nd for assists... Missed Game 3 against Columbus with a suspension.

CAREER

2017-18: Played in 80 games, recording 39 goals and 100 points to go along with 42 penalty minutes... Became the 3rd Lightning player in team history to record 100 points... Moved into 5th place on the Lightning's all-time goals list with his 146th tally on March 26 vs. Arizona... Ranked 3rd in the NHL for points and tied for 9th for goals... Selected to his 2nd NHL All-Star Game... Lightning went 30-3-2 when scored a goal during the regular season... Became 1 of 6 players in the NHL modern era to score in each of the 1st 7 games of the season... Tied the Bolts franchise record for a season-opening point streak of 11 games (12 goals, seven assists)... Appeared in 17 Stanley Cup Playoff games, tallying 7 goals and 17 points to go along with 10 penalty minutes... Ranked 1st on the Bolts for points, shots (61) and game-winning goals (3)... Ranked tied for 1st for both goals and assists... Ranked 2nd among all Lightning forwards for average time on ice per game (17:55) **2016-17:** Played in 74 games with the Lightning, posting 40 goals and 85 points to go along with 38 penalty minutes... Ranked tied for 2nd for goals in the NHL and 5th for points... Ranked tied for 1st in the league with 17 power-play goals... Set career highs for goals, assists, points, power-play goals and game-winning goals (7)... Recorded 2 hat tricks (2/27 vs. OTT & 3/23 at BOS)... Recorded 22 points (12 goals, 10 assists) during March, most points all-time for a Bolt in a month... Named NHL's First Star for March... Selected to 1st NHL All-Star Game... Named NHL Second Star for November... Played in 4 World Cup games for Russia, posting 2 goals and 3 points... **2015-16:** Played in 77 games with the Lightning, posting 30 goals and 66 points to go along with 30 penalty minutes... Led the Lightning for points and ranked 2nd for both assists (36) and goals... Set career highs for goals, points, power-play goals (9) and game-winning goals (4)... Ranked 2nd on the Lightning for power-play goals and shots (209)... Notched a team-best 19 multi-point games... Recorded 2 8-game point streaks during the regular season (12/15-1/2 and 1/8-23)... Played in 17 games during the playoffs, posting 11 goals and 19 points to go along with 8 penalty minutes... Ranked 1st on the team for goals, points and power-play goals (3)... Ranked 2nd in the NHL for playoff goals... Scored goals in 3 consecutive games to close out the Lightning's second round series versus the NY Islanders... Notched 3 2-goal games during the postseason... Ranked 2nd among Lightning forwards for average time on ice (20:08) **2014-15:** Played in 82 games with the Lightning, recording 29 goals and 65 points to go along with 37 penalty minutes... Was 1 of 5 players to skate in all 82 regular season games... Set career highs for games played, goals, assists and points... Ranked tied for 1st with Max Pacioretty in the NHL with a +38 rating... Ranked tied for 2nd on the Lightning for goals (29) and was 3rd for points (65)... Registered a career-best 4-game goal streak from 2/3-10... Scored his 1st

career NHL hat trick on 10/28 vs. ARI... Played in 26 postseason games with the Lightning, recording 10 goals and 22 points to go along with 14 penalty minutes... Ranked 3rd in the NHL for points and was tied for 3rd for goals... Ranked tied for 2nd in the league with 3 game-winning goals... Was the lone player in the NHL to score 2 overtime goals... Posted 2 3-assist games during the playoffs. **2013-14:** Skated in 52 games with the Lightning, posting 9 goals and 18 points to go along with 14 penalty minutes... Ranked 3rd on the Lightning among rookies for goals... Ranked 7th (tie-multiple players) among NHL rookies with 3 game-winning goals... Notched a 4-game point streak from Jan. 1-7 (3 goals, 1 assist)... Recorded a 3-game goal streak from Jan. 1-5... Scored his 1st career goal in his NHL debut, on his 1st shot, on Nov. 25 vs. NYR... Became the 7th player in Lightning history to record a goal in their NHL debut... Skated in 2 postseason games with the Lightning, posting 1 goal... Made his Stanley Cup playoffs debut in Game 1 against Montreal on 4/16. **2012-13:** Skated in 33 QMJHL games last season with the Quebec Remparts and Rouyn-Noranda Huskies, posting 29 goals and 63 points to go along with a +17 rating and 14 penalty minutes... Skated in 6 games with Quebec, posting 3 goals and 10 points before being traded to Rouyn-Noranda on 11/21... Appeared in 27 games with the Huskies, registering 26 goals and 53 points to go along with a +18 rating and 12 penalty minutes... Ranked 5th on the Huskies for goals and 7th for points... Skated in 14 playoff games with Rouyn-Noranda, recording 9 goals and 24 points to go along with 10 penalty minutes and a +8 rating... Ranked 2nd on the Huskies for playoff points and assists (15) and was tied for 2nd for goals... Ranked tied for 1st on the Huskies in playoff plus/minus... Missed the beginning of the season due to off-season shoulder surgery. **2011-12:** Played in 18 games with CSKA Moscow of the KHL, recording 1 goal and 5 points... Appeared in 23 games with CSKA's junior team (MHL), registering 24 goals and 43 points... Played in 7 postseason games with CSKA-2, recording 3 goals and 4 points. **2010-11:** Played in 41 games with CSKA-2, recording 27 goals and 58 points to go along with 81 penalty minutes... Played in 8 games with CSKA (KHL), notching 2 assists... **International Career:** Has represented Russia on 3 occasions in international play and has won medals each time. **2013:** Skated for Russia at the World Junior Championships, helping them win the Bronze Medal... Appeared in 7 games, recording 5 goals and 8 points to go along with 2 penalty minutes... **2012:** Appeared in 7 games for Russia at the World Junior Championships, registering 2 goals and 7 points, helping them capture the Silver Medal. **2011:** Represented Russia at the U-18 World Championships, skating in 7 games tied for 2nd on the Lightning for goals (29) and as his native country captured the Bronze Medal... Skated in 7 games, recording 11 goals and 21 points to go along with 6 penalty minutes.

CAREER STATISTICS

| CAREER STATISTICS | | | REGULAR SEASON | | | | | | PLAYOFFS | | | | | |
|-------------------|---------------|--------|----------------|-----|-----|-----|-----|-----|----------|----|----|----|-----|--|
| SEASON | TEAM | LEAGUE | GP | G | A | TP | +/- | PIM | GP | G | A | TP | PIM | |
| PIM2010-11 | CSKA 2 | MHL | 41 | 27 | 31 | 58 | - | 81 | - | - | - | - | - | |
| | CSKA | KHL | 8 | 0 | 2 | 2 | - | 0 | - | - | - | - | - | |
| | RUSSIA | U18 | 7 | 11 | 10 | 21 | - | 6 | - | - | - | - | - | |
| 2011-12 | CSKA | KHL | 18 | 1 | 4 | 5 | - | 4 | - | - | - | - | - | |
| | CSKA-2 | MHL | 23 | 24 | 19 | 43 | - | 40 | 7 | 3 | 1 | 4 | 0 | |
| | RUSSIA | WJC | 7 | 2 | 5 | 7 | - | 2 | - | - | - | - | - | |
| 2012-13 | QUEBEC | QMJHL | 6 | 3 | 7 | 10 | - | 2 | - | - | - | - | - | |
| | ROUYN-NORANDA | QMJHL | 27 | 26 | 27 | 53 | - | 18 | 14 | 9 | 15 | 24 | 10 | |
| | RUSSIA | WJC | 7 | 5 | 3 | 8 | - | 2 | - | - | - | - | - | |
| 2013-14 | SYRACUSE | AHL | 17 | 13 | 11 | 24 | - | 10 | - | - | - | - | - | |
| | TAMPA BAY | NHL | 52 | 9 | 9 | 18 | 3 | 14 | 2 | 1 | 0 | 1 | 0 | |
| 2014-15 | TAMPA BAY | NHL | 82 | 29 | 36 | 65 | 38 | 37 | 26 | 10 | 12 | 22 | 14 | |
| 2015-16 | TAMPA BAY | NHL | 77 | 30 | 36 | 66 | 9 | 30 | 17 | 11 | 8 | 19 | 8 | |
| 2016-17 | TAMPA BAY | NHL | 74 | 40 | 45 | 85 | 13 | 38 | - | - | - | - | - | |
| | RUSSIA | WCUP | 4 | 2 | 1 | 3 | - | 0 | - | - | - | - | - | |
| | RUSSIA | WC | 10 | 7 | 8 | 15 | - | 8 | - | - | - | - | - | |
| 2017-18 | TAMPA BAY | NHL | 80 | 39 | 61 | 100 | 15 | 42 | 17 | 7 | 10 | 17 | 10 | |
| 2018-19 | TAMPA BAY | NHL | 82 | 41 | 87 | 128 | 24 | 62 | 3 | 0 | 2 | 2 | 19 | |
| | RUSSIA | WC | 10 | 6 | 10 | 16 | - | 4 | - | - | - | - | - | |
| NHL TOTALS | | | 447 | 188 | 274 | 462 | 102 | 223 | 65 | 29 | 32 | 61 | 51 | |


HIGHLIGHTS

| | |
|--------------------|--|
| GOALS: | |
| Game: | 3 (3x, Last: 3/23/17 at BOS) |
| Season: | 41 (2018-19) |
| Multi-Goal Games: | 25 |
| In 2018-19: | 7 |
| Hat Tricks: | 3 |
| Streak: | 7 (10/6/17-10/17/17, 8g) |
| In 2018-19: | 5 (2x, Last: 2/10-2/18, 7g) |
| ASSISTS: | |
| Game: | 4 (12/22/18 at EDM) |
| Season: | 87 (2018-19) |
| Streak: | 7 (2x, Last: 12/18/18/-1/3/19, 6g,15a) |
| In 2018-19: | 7 (12/18--1/3, 6g,15a) |
| POINTS: | |
| Game: | 5 (2x, Last: 2/18/19 at CBJ) |
| Season: | 128 (2018-19) |
| Multi-Point Games: | 125 |
| In 2018-19: | 38 |
| Streak: | 12 (12/6/18 - 1/3/19, 8g, 19a) |
| In 2018-19: | 12 (12/6/18 - 1/3/19, 8g, 19a) |

| | |
|-----------------------|----------------------|
| SHOOTOUT STATISTICS: | |
| Career: | 12/35 (34.3%) |
| In 2018-19: | 4/7 (57.1%) |
| MOST PIM IN A GAME: | 15 (3/14/15 vs. WPG) |
| MOST SHOTS IN A GAME: | 11 (2/17/18 vs. NJD) |

NHL AND LIGHTNING FIRSTS

| | |
|---------|------------------------------|
| GAME: | 11/25/13 vs. NYR |
| GOAL: | 11/25/13 vs. NYR (Lundqvist) |
| ASSIST: | 12/23/13 at FLA |





DANICK MARTEL

62

| | | | |
|----------|------------|----------|---|
| POSITION | Right Wing | BORN | December 12, 1994 (Drummondville, Quebec) |
| HEIGHT | 5-9 | ACQUIRED | Claimed off waivers from Philadelphia |
| WEIGHT | 184 | | on September 22, 2018 |
| SHOOTS | Left | SEASON | NHL – 3rd, Lightning – 2nd |

2018-2019 SEASON

Played in 9 games with the Lightning, posting a pair of assists and 8 penalty minutes... Recorded 1st career NHL point (assist) on December 18 at Vancouver...Made Lightning debut on November 10 versus Ottawa...Claimed off waivers from Philadelphia on September 22. Also skated in 4 games with the Syracuse Crunch, notching an assist. ... **2019 Playoffs:** Did not play.

CAREER

2017-18: Skated in 4 games with the Flyers, recorded 6 shots on goals...Made NHL debut on November 22 against the NY Islanders...Also played in 59 games with the Lehigh Valley Phantoms, posting 25 goals and 40 points...Represented the Phantoms at the AHL All-Star Classic...**2016-17:** Ranked 2nd on the Phantoms for goals and tied for 5th for points...Also appeared in 13 Calder Cup Playoff games, notching 4 goals and 8 points...Ranked 2nd on the team for both goals and points...**2016-17:** Played in 68 games with Lehigh Valley, posting 20 goals and 40 points...Ranked 5th on the team for goals and 7th for points...Ranked tied for 2nd on the team for shorthanded goals with 1...Ranked 2nd among Phantoms' forwards for penalty minutes with 67...Also appeared in 5 Calder Cup Playoff games, notching a goal...**2015-16:** Played in 67 games during rookie season with the Phantoms, tallying 22 goals and 37 points...Ranked tied for 5th among all AHL rookies for goals...Led the Phantoms for goals and was 3rd for penalty minutes with 68...**2014-15:** Skated in 5 AHL games with Lehigh Valley, recording a goal and 3 points...Made AHL/pro debut on April 11 vs. Norfolk...**Junior Career:** Skated in 196 QMJHL games over 4 seasons with the Blainville-Boisbriand Armada, posting 99 goals and 203 points.

CAREER STATISTICS

CAREER STATISTICS

| | | | REGULAR SEASON | | | | | | | PLAYOFFS | | | | |
|------------|-----------------------|--------|----------------|----|----|-----|-----|-----|----|----------|---|----|-----|--|
| SEASON | TEAM | LEAGUE | GP | G | A | TP | +/- | PIM | GP | G | A | TP | PIM | |
| 2011-12 | BLAINVILLE-BOISBRIAND | QMJHL | 1 | 0 | 0 | 0 | - | 0 | - | - | - | - | - | |
| 2012-13 | BLAINVILLE-BOISBRIAND | QMJHL | 68 | 19 | 22 | 41 | - | 50 | 15 | 3 | 4 | 7 | 16 | |
| 2013-14 | BLAINVILLE-BOISBRIAND | QMJHL | 63 | 32 | 28 | 60 | - | 42 | 11 | 8 | 1 | 9 | 8 | |
| 2014-15 | BLAINVILLE-BOISBRIAND | QMJHL | 64 | 48 | 54 | 102 | - | 85 | 6 | 4 | 3 | 7 | 8 | |
| | LEHIGH VALLEY | AHL | 5 | 1 | 2 | 3 | - | 4 | - | - | - | - | - | |
| 2015-16 | LEHIGH VALLEY | AHL | 67 | 22 | 15 | 37 | - | 68 | - | - | - | - | - | |
| 2016-17 | LEHIGH VALLEY | AHL | 68 | 20 | 20 | 40 | - | 67 | 5 | 1 | 0 | 1 | 4 | |
| 2017-18 | PHILADELPHIA | NHL | 4 | 0 | 0 | 0 | -1 | 0 | - | - | - | - | - | |
| | LEHIGH VALLEY | AHL | 59 | 25 | 15 | 40 | - | 50 | 13 | 4 | 4 | 8 | 22 | |
| 2018-19 | TAMPA BAY | NHL | 9 | 0 | 2 | 2 | 3 | 8 | - | - | - | - | - | |
| | SYRACUSE | AHL | 4 | 0 | 1 | 1 | - | 6 | - | - | - | - | - | |
| NHL TOTALS | | | 13 | 0 | 2 | 2 | 2 | 8 | - | - | - | - | - | |

HIGHLIGHTS

GOALS:

| | |
|-------------------|------|
| Game: | None |
| Season: | None |
| Multi-Goal Games: | 0 |
| In 2018-19: | 0 |
| Hat Tricks: | None |
| Streak: | None |
| In 2018-19: | None |

ASSISTS:

| | |
|-------------|-------------------------------|
| Game: | 1 (2x, Last: 2/12/19 vs. CGY) |
| Season: | 2 (2018-19) |
| Streak: | None |
| In 2018-19: | None |

POINTS:

| | |
|--------------------|-------------------------------|
| Game: | 1 (2x, Last: 2/12/19 vs. CGY) |
| Season: | 2 (2018-19) |
| Multi-Point Games: | None |
| In 2018-19: | None |
| Streak: | None |
| In 2018-19: | None |

SHOOTOUT STATISTICS:

| | |
|-------------|------------|
| Career: | 0/0 (0.0%) |
| In 2018-19: | 0/0 (0.0%) |

MOST PIM IN A GAME:

4 (12/18/18 at VAN)

MOST SHOTS IN A GAME:

3 (4x, Last: 2/19/19 at PHI)

NHL AND LIGHTNING FIRSTS

GAME: 11/22/17 at NYI

GOAL: None

ASSIST: 12/18/18 at VAN

TRANSACTIONS

Re-signed by the Lightning to a 1-year, 2-way contract on 7/9/19...Claimed off waivers by the Bolts on 9/22/18...Signed as a free agent by the Flyers on 3/10/15.





MAROON VS. THE NHL

| | GP | G | A | P | PIM |
|-----|----|----|---|----|-----|
| ANA | 11 | 1 | 9 | 10 | 11 |
| ARI | 25 | 4 | 5 | 9 | 34 |
| BOS | 11 | 7 | 2 | 9 | 28 |
| BUF | 10 | 2 | 1 | 3 | 10 |
| CGY | 22 | 5 | 5 | 10 | 19 |
| CAR | 12 | 0 | 1 | 1 | 13 |
| CHI | 18 | 2 | 6 | 8 | 8 |
| COL | 17 | 1 | 5 | 6 | 19 |
| CBJ | 12 | 1 | 5 | 6 | 19 |
| DAL | 16 | 4 | 1 | 5 | 7 |
| DET | 11 | 3 | 2 | 5 | 6 |
| EDM | 15 | 3 | 2 | 5 | 26 |
| FLA | 12 | 2 | 4 | 6 | 14 |
| LAK | 23 | 7 | 3 | 10 | 46 |
| MIN | 17 | 2 | 2 | 4 | 16 |
| MTL | 11 | 2 | 1 | 3 | 23 |
| NSH | 22 | 1 | 7 | 8 | 33 |
| NJD | 9 | 2 | 4 | 6 | 4 |
| NYI | 10 | 1 | 2 | 3 | 6 |
| NYR | 11 | 1 | 2 | 3 | 14 |
| OTT | 10 | 3 | 2 | 5 | 5 |
| PHI | 12 | 5 | 5 | 10 | 16 |
| PIT | 12 | 3 | 5 | 8 | 7 |
| SJS | 23 | 10 | 7 | 17 | 17 |
| STL | 13 | 1 | 5 | 6 | 12 |
| TBL | 10 | 1 | 1 | 2 | 16 |
| TOR | 12 | 0 | 5 | 5 | 13 |
| VAN | 26 | 6 | 4 | 10 | 36 |
| VGK | 7 | 2 | 5 | 7 | 4 |
| WSH | 10 | 3 | 2 | 5 | 17 |
| WPG | 19 | 3 | 8 | 11 | 16 |

PATRICK MAROON

14

| | | | |
|----------|-----------|----------|---|
| POSITION | Left Wing | BORN | April 23, 1988 (St. Louis, MO) |
| HEIGHT | 6-2 | ACQUIRED | Signed as a free agent on August 24, 2019 |
| WEIGHT | 236 | SEASON | NHL – 9th, Lightning – 1st |
| SHOOTS | Left | | |

2018-2019 SEASON

Played in 74 games with the St. Louis Blues, posting 10 goals and 28 points to go along with 64 penalty minutes...Ranked 2nd on the Blues for penalty minutes...Potted 3 game-winning goals, ranking tied for 5th on St. Louis in that category...Notched 11 power-play points, setting a new career-best...Set career-high with a 4-game goal streak from March 16-21...**2019 Playoffs:** Skated in 26 Stanley Cup Playoff games, recording 3 goals and 7 points...Won his 1st Stanley Cup...Scored the game-winning goal in Game 7 against Dallas in the 2nd round of the postseason.

CAREER

2017-18: Skated in 74 games, splitting time between New Jersey and Edmonton, posting 17 goals and 43 points...Set career highs for assists (27) and points...Traded by Edmonton to New Jersey at the trade deadline...Scored 1 goal in 5 postseason games with the Devils...**2016-17:** Played in 81 games with the Oilers, recording 27 goals and 42 points to go along with 95 penalty minutes...Set a career high with 27 goals...Ranked 3rd on the Oilers for goals and 6th for points...His +13 rating ranked 4th on the team and was also a career-best...Ranked tied for 3rd on the team with 5 game-winners...**2015-16:** Appeared in 72 games, splitting time between Edmonton and Anaheim, posting 12 goals and 27 points...Traded from Anaheim to Edmonton at the trade deadline...Skated in 10 games for Team USA at the

2016 World Championships, collecting 1 goal and 3 points...**2014-15:** Played in 71 games for Anaheim, registering 9 goals and 34 points...Ranked 2nd on the Ducks for penalty minutes with 82...Ranked 4th among Ducks forwards for assists with 25...Also skated in 16 playoff games, tallying 7 goals and 11 points, helping Anaheim reach the Western Conference Final...**2013-14:** Skated in 62 games for Anaheim, notching 11 goals and 29 points...Led the Ducks for penalty minutes with 101...**2012-13:** Skated in 13 games with Anaheim, posting 2 goals and 3 points...Scored 1st career NHL goal on Pekka Rinne and the Nashville Predators on February 16...**2011-12:** Skated in 2 games for Anaheim, recording 2 penalty minutes...Made NHL debut on October 25 at Chicago.

CAREER STATISTICS

| CAREER STATISTICS | | | REGULAR SEASON | | | | | | | PLAYOFFS | | | | |
|-------------------|--------------|--------|----------------|----|-----|-----|-----|-----|----|----------|----|----|-----|--|
| SEASON | TEAM | LEAGUE | GP | G | A | TP | +/- | PIM | GP | G | A | TP | PIM | |
| 2007-08 | PHILADELPHIA | AHL | 1 | 0 | 0 | 0 | - | 0 | - | - | - | - | - | |
| 2008-09 | PHILADELPHIA | AHL | 80 | 23 | 31 | 54 | - | 62 | 4 | 1 | 2 | 3 | 13 | |
| 2009-10 | ADIRONDACK | AHL | 67 | 11 | 33 | 44 | - | 125 | - | - | - | - | - | |
| 2010-11 | SYRACUSE | AHL | 57 | 21 | 27 | 48 | - | 68 | - | - | - | - | - | |
| | ADIRONDACK | AHL | 9 | 5 | 3 | 8 | - | 30 | - | - | - | - | - | |
| 2011-12 | ANAHEIM | NHL | 2 | 0 | 0 | 0 | 0 | 2 | - | - | - | - | - | |
| | SYRACUSE | AHL | 75 | 32 | 42 | 74 | - | 120 | 4 | 0 | 0 | 0 | 4 | |
| 2012-13 | ANAHEIM | NHL | 13 | 2 | 1 | 3 | -1 | 10 | - | - | - | - | - | |
| | NORFOLK | AHL | 64 | 26 | 24 | 50 | - | 139 | - | - | - | - | - | |
| 2013-14 | ANAHEIM | NHL | 62 | 11 | 18 | 29 | 11 | 101 | 13 | 2 | 5 | 7 | 38 | |
| 2014-15 | ANAHEIM | NHL | 71 | 9 | 25 | 34 | -5 | 82 | 16 | 7 | 4 | 11 | 6 | |
| 2015-16 | ANAHEIM | NHL | 56 | 4 | 9 | 13 | -13 | 54 | - | - | - | - | - | |
| | EDMONTON | NHL | 16 | 8 | 6 | 14 | 6 | 34 | - | - | - | - | - | |
| 2016-17 | EDMONTON | NHL | 81 | 27 | 15 | 42 | 13 | 95 | 13 | 3 | 5 | 8 | 28 | |
| 2017-18 | EDMONTON | NHL | 57 | 14 | 16 | 30 | 5 | 60 | - | - | - | - | - | |
| | NEW JERSEY | NHL | 17 | 3 | 10 | 13 | -4 | 13 | 5 | 1 | 0 | 1 | 0 | |
| 2018-19 | ST. LOUIS | NHL | 74 | 10 | 18 | 28 | -3 | 64 | 26 | 3 | 4 | 7 | 8 | |
| NHL TOTALS | | | 449 | 88 | 118 | 206 | 9 | 515 | 73 | 16 | 18 | 34 | 80 | |

HIGHLIGHTS

GOALS:

Game: 3 (1/5/17 at BOS)
Season: 27 (2016-17)
Multi-Goal Games: 8
In 2018-19: 0
Hat Tricks: 1
Streak: 4 (3/16/19-3/21/19, 4g)
In 2018-19: 4 (3/16-3/21, 4g)

ASSISTS:

Game: 2 (14x, Last: 10/6/18 vs. CHI)
Season: 26 (2017-18)
Streak: 5 (3/23/14-3/31/14, 6a)
In 2018-19: 3 (10/20-10/25, 3a)

POINTS:

Game: 3 (4x, Last: 4/7/18 at WSH)
Season: 43 (2017-18)
Multi-Point Games: 35
In 2018-19: 2
Streak: 7 (10/19/17-11/3/17, 4g, 3a)
In 2018-19: 5 (3/16-3/23, 4g, 2a)

SHOOTOUT STATISTICS:

Career: 1-2 (50.0%)
In 2018-19: 1-2 (50.0%)

MOST PIM IN A GAME:

15 (1/2/18 vs. LAK)

MOST SHOTS IN A GAME:

8 (2x, Last: 2/14/17 vs. ARZ)

NHL AND LIGHTNING FIRSTS


GAME: 10/25/11 at CHI

GOAL: 2/16/13 at NSH (Rinne)

ASSIST: 4/27/13

TRANSACTIONS

Signed as a free agent by Tampa Bay on 8/24/19...Signed as a free agent by St. Louis on 7/10/18...Acquired by New Jersey from Edmonton in exchange for JD Duede and a 2019 3rd round pick on 2/26/18...Acquired by the Oilers from Anaheim in exchange for Martin Gernat and a 2016 4th round pick on 2/29/16...Traded from Philadelphia to Anaheim on 10/21/10 in exchange for Danny Syvret and Rob Bordson...Drafted by the Flyers in the 6th round, 161st overall, at the 2007 NHL Draft.





MCDONAGH VS. THE NHL

| | GP | G | A | P | PIM |
|-----|----|---|----|----|-----|
| ANA | 15 | 0 | 3 | 3 | 4 |
| ARI | 15 | 1 | 7 | 8 | 8 |
| BOS | 31 | 3 | 8 | 11 | 2 |
| BUF | 27 | 1 | 9 | 10 | 4 |
| CGY | 11 | 1 | 4 | 5 | 4 |
| CAR | 30 | 6 | 12 | 18 | 20 |
| CHI | 13 | 0 | 6 | 6 | 4 |
| COL | 11 | 1 | 7 | 8 | 12 |
| CBJ | 24 | 1 | 6 | 7 | 12 |
| DAL | 14 | 1 | 2 | 3 | 6 |
| DET | 16 | 3 | 5 | 8 | 4 |
| EDM | 12 | 0 | 3 | 3 | 2 |
| FLA | 26 | 2 | 14 | 16 | 2 |
| LAK | 13 | 2 | 2 | 4 | 8 |
| MIN | 12 | 3 | 10 | 13 | 0 |
| MTL | 28 | 0 | 6 | 6 | 10 |
| NSH | 14 | 2 | 4 | 6 | 4 |
| NJD | 35 | 3 | 16 | 19 | 16 |
| NYI | 35 | 6 | 7 | 13 | 12 |
| NYR | 4 | 1 | 1 | 2 | 4 |
| OTT | 25 | 5 | 11 | 16 | 4 |
| PHI | 33 | 3 | 11 | 14 | 28 |
| PIT | 32 | 5 | 11 | 16 | 25 |
| SJS | 14 | 3 | 3 | 6 | 2 |
| STL | 12 | 1 | 3 | 4 | 10 |
| TBL | 18 | 0 | 12 | 12 | 14 |
| TOR | 27 | 4 | 10 | 14 | 6 |
| VAN | 12 | 2 | 4 | 6 | 10 |
| VGK | 4 | 0 | 1 | 1 | 2 |
| WSH | 30 | 2 | 19 | 21 | 12 |
| WPG | 19 | 0 | 8 | 8 | 4 |

RYAN MCDONAGH

27

| | | | |
|----------|---------|----------|--|
| POSITION | Defense | BORN | June 13, 1989 (St. Paul, Minnesota) |
| HEIGHT | 6-1 | ACQUIRED | Trade from NY Rangers on February 26, 2018 |
| WEIGHT | 214 | SEASON | NHL – 10th, Lightning – 3rd |
| SHOOTS | Left | | |

2018-2019 SEASON

Played in all 82 games during his 1st full season with the Lightning, posting 9 goals and 46 points to go along with 34 penalty minutes...Ranked 2nd in the NHL with a plus-38 rating...Ranked 2nd on the Bolts defense for points and goals...Set career highs for points and assists...Posted a season-best 4-game point streak from March 21-30 (1 goal, 4 assists)...**2019 Playoffs:** Appeared in 4 Stanley Cup Playoff games, posting 2 penalty minutes.

CAREER

2017-18: Played in 63 games this season with the New York Rangers and Lightning, recording 4 goals and 29 points to go along with 20 penalty minutes...Posted 2 goals and 3 points in 14 games with the Lightning...Traded to Tampa Bay along with J.T. Miller from the NY Rangers for Vlad Namestnikov and draft picks...Missed 14 games from February 9 through March 8 with an upper body injury...Led the Rangers for average time on ice (23:54)...Appeared in 17 Stanley Cup Playoff games, posting 5 assists and 6 penalty minutes...Ranked 2nd on the Lightning for average time on ice per game (22:31)...Led the Bolts for blocked shots with 35...Skated in 100th career postseason contest in Game 4 at New Jersey...Tallied 4 assists in 1st round series against New Jersey...**2016-17:** Appeared in 77 games with the NY Rangers, posting 6 goals and 42 points to go along with 37 penalty minutes...Established career-highs for assists (36)...Was 1 of 6 defensemen in the NHL who registered at least 40 points and a +20 rating...Led the Rangers in average time on ice per game (24:21)...Tied for the team lead for power-play assists with 14 and ranked 2nd for plus/minus (+20)...Selected as the Rangers' Most Valuable Player for the 2nd time in his career...Represented the Rangers at the NHL All-Star Game for the 2nd straight season...Appeared in 12 playoff games, recording 2 goals and 7 points...Skated in 3 games for Team USA at the World Cup, registering 2 goals...**2015-16:** Skated in 73 games with the Rangers, tallying 9 goals and 34 points to go along with 22 penalty minutes...Set career-high with a +26 rating...Led the Rangers in average time on ice per game (22:21) and plus/minus...Made his 1st career NHL All-Star Game appearance...Skated in 3 postseason games...**2014-15:** Skated in 71 games for New York, posting 8 goals and 33 points to go along with 26 penalty minutes...Established career-highs for power-play goals (3) and shorthanded assists (3)...Led the Rangers for average time on ice per game (23:07)...Led the team defensemen for assists (25), points and

power-play points (12)...Named the 27th captain in Rangers history on 10/6...Played in 19 Stanley Cup Playoff games, notching 3 goals and 9 points...**2013-14:** Skated in 77 games with the Rangers, recording 14 goals and 43 points to go along with 36 penalty minutes...Set career highs for goals, points, game-winning goals (4) and average time on ice (24:49)...Led the Rangers in time on ice per game, ranked 2nd for blocked shots (131), tied for 3rd for plus/minus (+11) and 5th for points...Named Team MVP...Also skated in 25 playoff games, posting 4 goals and 17 points, helping the Rangers reach the Stanley Cup Final...Represented the USA at the 2014 Winter Olympics, recording 1 goal and 2 points in 6 games...**2012-13:** Skated in 47 games with the Rangers, collecting 4 goals and 19 points to go along with 22 penalty minutes...Ranked 2nd on the Rangers for blocked shots with 78, 3rd in average time on ice (24:21) and 4th in plus/minus (+13)...Tied for 1st among Rangers defensemen for goals and 2nd for assists...**2011-12:** Appeared in 82 games with New York, recording 7 goals and 32 points to go along with 44 penalty minutes...Set a career-best for games played in a season and ranked 1st on the team and 5th in the NHL among defensemen for plus/minus (+25)...Tied for 8th in the NHL for blocked shots with 182...Appeared in 20 postseason games, tallying 4 assists...**2010-11:** Played in 40 games with the Rangers during his rookie season, posting 1 goal and 9 points...Made NHL debut on 1/7 at DAL...Ranked 6th among NHL rookies with a +16 rating...Recorded 1st career NHL goal (game-winner) 4/9 vs. New Jersey...Tallied 1st career NHL point with an assist on 1/20 at Carolina...Made Stanley Cup Playoffs debut in Game 1 of Eastern Conference Quarter-Finals versus Washington...**College Career:** Skated in 119 career NCAA games with the University of Wisconsin over 3 seasons, posting 14 goals and 46 points...Served as Captain during final season at Wisconsin...Set collegiate highs during Junior season for games played (43), assists (14) and points (18).

CAREER STATISTICS

| SEASON | TEAM | LEAGUE | REGULAR SEASON | | | | | | | | | | | PLAYOFFS | | | | |
|------------------|--------------|--------|----------------|----|-----|-----|-----|-----|-----|-----|-----|------|--|----------|----|----|----|-----|
| | | | GP | G | A | P | +/– | PIM | PPG | SHG | GWG | S | | GP | G | A | P | PIM |
| 2007-08 | WISCONSIN | NCAA | 40 | 5 | 7 | 12 | – | 42 | – | – | – | – | | – | – | – | – | – |
| 2008-09 | WISCONSIN | NCAA | 36 | 5 | 11 | 16 | – | 59 | – | – | – | – | | – | – | – | – | – |
| | TEAM USA U20 | WJC | 6 | 0 | 3 | 3 | – | 2 | – | – | – | – | | – | – | – | – | – |
| 2009-10 | WISCONSIN | NCAA | 43 | 4 | 14 | 18 | – | 73 | – | – | – | – | | – | – | – | – | – |
| 2010-11 | NY RANGERS | NHL | 40 | 1 | 8 | 9 | 16 | 14 | 0 | 0 | 1 | 27 | | 5 | 0 | 0 | 0 | 4 |
| | CONNECTICUT | AHL | 38 | 1 | 7 | 8 | – | 12 | – | – | – | – | | – | – | – | – | – |
| | TEAM USA | WC | 7 | 0 | 1 | 1 | – | 2 | – | – | – | – | | – | – | – | – | – |
| 2011-12 | NY RANGERS | NHL | 82 | 7 | 25 | 32 | 25 | 44 | 0 | 0 | 1 | 123 | | 20 | 0 | 4 | 4 | 11 |
| 2012-13 | NY RANGERS | NHL | 47 | 4 | 15 | 19 | 13 | 22 | 0 | 0 | 1 | 83 | | 12 | 1 | 3 | 4 | 6 |
| | BARYS ASTANA | KHL | 10 | 0 | 3 | 3 | – | 6 | – | – | – | – | | – | – | – | – | – |
| 2013-14 | NY RANGERS | NHL | 77 | 14 | 29 | 43 | 11 | 36 | 2 | 3 | 4 | 177 | | 25 | 4 | 13 | 17 | 8 |
| | TEAM USA | OLY | 6 | 1 | 1 | 2 | – | 0 | – | – | – | – | | – | – | – | – | – |
| 2014-15 | NY RANGERS | NHL | 71 | 8 | 25 | 33 | 23 | 26 | 3 | 0 | 2 | 148 | | 19 | 3 | 6 | 9 | 8 |
| 2015-16 | NY RANGERS | NHL | 73 | 9 | 25 | 34 | 26 | 22 | 2 | 0 | 0 | 113 | | 3 | 0 | 0 | 0 | 0 |
| 2016-17 | NY RANGERS | NHL | 77 | 6 | 36 | 42 | 20 | 37 | 1 | 1 | 1 | 153 | | 12 | 2 | 5 | 7 | 12 |
| | TEAM USA | W-CUP | 3 | 2 | 0 | 2 | – | 0 | – | – | – | – | | – | – | – | – | – |
| 2017-18 | NY RANGERS | NHL | 49 | 2 | 24 | 26 | 7 | 20 | 1 | 0 | 0 | 77 | | – | – | – | – | – |
| | TAMPA BAY | NHL | 14 | 2 | 1 | 3 | 1 | 0 | 0 | 0 | 0 | 22 | | 17 | 0 | 5 | 5 | 6 |
| 2018-19 | TAMPA BAY | NHL | 82 | 9 | 37 | 46 | 38 | 34 | 0 | 0 | 1 | 128 | | 4 | 0 | 0 | 0 | 2 |
| TAMPA BAY TOTALS | | | 96 | 11 | 38 | 49 | 39 | 34 | 0 | 0 | 1 | 150 | | 21 | 0 | 5 | 5 | 8 |
| NHL TOTALS | | | 612 | 62 | 225 | 287 | 180 | 255 | 9 | 4 | 11 | 1051 | | 117 | 10 | 36 | 46 | 57 |

HIGHLIGHTS

| | |
|----------------------|--------------------------------|
| GOALS: | |
| Game: | 2 (3x, Last: 1/25/18 at SJS) |
| Season: | 14 (2013-14) |
| Multi-Goal Games: | 3 |
| In 2018-19: | None |
| Hat Tricks: | None |
| Streak: | 3 (3/2/14-3/7/14, 3g) |
| In 2018-19: | None |
| ASSISTS: | |
| Game: | 3 (2x, Last: 11/4/18 at OTT) |
| Season: | 37 (2018-19) |
| Streak: | 8 (10/17/16-11/1/16, 9a) |
| In 2018-19: | 4 (3/21-3/30, 1g, 4a) |
| POINTS: | |
| Game: | 3 (6x, Last: 11/21/18 vs. FLA) |
| Season: | 46 (2018-19) |
| Multi-Point Games: | 44 |
| In 2018-19: | 8 |
| Streak: | 8 (10/17/16-11/1/16, 9a) |
| In 2018-19: | 4 (3/21-3/30, 1g, 4a) |
| SHOOTOUT STATISTICS: | |
| Career: | 0-0 (0.0%) |
| In 2018-19: | 0-0 (0.0%) |

MOST PIM IN A GAME:
5 (11/23/16 at PIT)


MOST SHOTS IN A GAME:
7 (3x: Last 11/1/18 vs. NSH)

NHL AND LIGHTNING FIRSTS

| | |
|---------|---|
| GAME: | NHL – 1/7/11 at DAL Lightning – 3/10/18 vs. MTL |
| GOAL: | NHL – 4/9/11 vs. NJD (Brodeur) Lightning – 3/13/18 vs. OTT |
| ASSIST: | NHL – 1/20/11 at CAR Lightning – 3/22/18 at NYI |

TRANSACTIONS

Traded by the NY Rangers to Tampa Bay on 2/26/2018...
Traded by Montreal to New York on 6/30/2009...Drafted by the Montreal Canadiens in the 1st round, 12th overall, at the 2007 NHL Draft.





MCELHINNEY VS. THE NHL

| | GP | W-L-OT | SO | GAA | Sv% |
|-----|----|--------|----|------|------|
| ANA | 6 | 1-4-1 | 0 | 3.18 | .896 |
| ARI | 5 | 3-0-0 | 1 | 2.43 | .919 |
| BOS | 7 | 3-2-1 | 0 | 2.21 | .934 |
| BUF | 10 | 5-3-0 | 0 | 3.09 | .910 |
| CGY | 1 | 1-0-0 | 0 | 3.75 | .840 |
| CAR | 7 | 2-3-1 | 1 | 2.83 | .907 |
| CHI | 5 | 0-1-0 | 0 | 2.65 | .898 |
| COL | 8 | 3-4-1 | 1 | 3.44 | .879 |
| CBJ | 10 | 3-5-0 | 0 | 3.00 | .900 |
| DAL | 10 | 7-2-0 | 1 | 2.07 | .936 |
| DET | 8 | 3-3-2 | 0 | 2.85 | .913 |
| EDM | 10 | 7-0-0 | 1 | 1.98 | .943 |
| FLA | 6 | 2-2-1 | 0 | 2.82 | .911 |
| LAK | 9 | 2-3-2 | 0 | 3.06 | .907 |
| MIN | 6 | 3-1-1 | 1 | 2.55 | .897 |
| MTL | 6 | 3-2-1 | 1 | 1.64 | .950 |
| NSH | 3 | 0-1-0 | 0 | 1.98 | .949 |
| NJD | 8 | 5-2-0 | 0 | 1.51 | .945 |
| NYI | 7 | 4-2-1 | 1 | 2.84 | .907 |
| NYR | 7 | 2-3-1 | 1 | 3.16 | .896 |
| OTT | 8 | 3-4-0 | 0 | 2.57 | .917 |
| PHI | 10 | 7-3-0 | 0 | 3.01 | .911 |
| PIT | 11 | 3-7-0 | 1 | 2.59 | .913 |
| SJS | 6 | 0-3-0 | 0 | 4.06 | .861 |
| STL | 10 | 2-6-1 | 0 | 3.54 | .886 |
| TBL | 10 | 2-6-0 | 0 | 3.08 | .903 |
| TOR | 3 | 1-2-0 | 0 | 3.09 | .894 |
| VAN | 7 | 3-0-1 | 0 | 2.56 | .918 |
| VKG | 0 | 0-0-0 | 0 | 0.00 | .000 |
| WSH | 9 | 1-5-0 | 0 | 3.68 | .866 |
| WPG | 6 | 1-3-0 | 0 | 3.92 | .872 |

CURTIS MCELHINNEY 35

| | | | |
|----------|------------|----------|--|
| POSITION | Goaltender | BORN | May 23, 1983 (London, Ontario) |
| HEIGHT | 6-1 | ACQUIRED | Signed as a free agent on July 1, 2019 |
| WEIGHT | 204 | SEASON | NHL – 12th, Lightning – 1st |
| CATCHES | Left | | |

2018-2019 SEASON

Appeared in 33 games with the Carolina Hurricanes, posting a 20-11-2 record to go along with a 2.58 goals-against average and .912 save percentage with 2 shutouts... Set career highs for games played, wins and saves (1,978)... Claimed off waivers by the Hurricanes from Toronto on October 1... **2019 Playoffs:** Appeared in 5 Stanley Cup Playoff games, picking up 3 wins to go along with a 2.01 goals-against average and .930 save percentage.

CAREER

2017-18: Appeared in 18 games with the Toronto, posting 11 wins to go along with a 2.14 goals-against average and .934 save percentage... Set career bests for save percentage and shutouts (3)... Made a season-best 41 saves on Dec. 10 vs. Edmonton... Named NHL's Third Star of the Week for the week ending March 18... **2016-17:** Played in 21 games, splitting time between Columbus and Toronto, registering 8 wins... Earned 50th career NHL win on March 28 vs. Florida... **2015-16:** Played in 18 games with Columbus, recording 2 wins... **2014-15:** Played in 32 games, earning a record of 12-14-2 to go along with a 2.88 goals-against average and .914 save percentage... Played in his 100th career NHL game on Oct. 31 against Toronto... Played in a career-high 32 games... **2013-14:** Played in 28 games with the Blue Jackets, registering 10 victories and 2 shutouts... **2012-13:** Appeared in 49 games with Springfield of the AHL, posting 29 wins and 9 shutouts... Led the AHL for shutouts and was 3rd for wins... Played in the AHL All-Star Classic... **2011-12:** Played in 2 games with

the Coyotes, posting a 1.67 goals-against average and .944 save percentage... Also played in 25 games with Portland of the AHL, collecting 10 wins... **2010-11:** Played in 28 games, splitting time between Ottawa and Anaheim, earning 9 wins... Posted 1st career NHL shutout on Nov. 10 against the NY Islanders in a 1-0 win... **2009-10:** Played in 20 NHL games with Calgary and Anaheim, recording 8 victories... Posted a 2.76 goals-against average and .917 save percentage while with the Ducks... **2008-09:** Appeared in 14 games with the Flames, earning his 1st career NHL victory on April 11 against the Edmonton Oilers... **2007-08:** Played in 5 games with Calgary, posting a 2.00 goals against average and .902 save percentage... Made NHL debut on Oct. 22 against San Jose... Also played in 41 games for Quad City, earning a record of 20-18-2 to go along with a 2.28 goals-against average and .911 save percentage... **2006-07:** Played in 57 games with Omaha, registering a record of 35-17-1 to go along with a 2.13 goals-against average and .917 save percentage... Played in 2007 AHL All-Star Classic.

CAREER STATISTICS

| SEASON | TEAM | LEAGUE | GP | W | L | T | OT | SO | GA | SA | SV% | GAA | GP | W | L | SO | GA | SV% | GAA |
|------------|-------------|--------|-----|----|----|---|----|----|-----|------|------|------|----|---|---|----|----|------|------|
| 2005-06 | OMAHA | AHL | 33 | 9 | 14 | - | 2 | 3 | 68 | 705 | .912 | 2.52 | - | - | - | - | - | - | - |
| 2006-07 | OMAHA | AHL | 57 | 35 | 17 | - | 1 | 7 | 113 | 1255 | .917 | 2.13 | 5 | 2 | 3 | 0 | 11 | .904 | 2.12 |
| 2007-08 | CALGARY | NHL | 5 | 0 | 2 | - | 0 | 0 | 5 | 46 | .902 | 2.00 | - | - | - | - | - | - | - |
| | QUAD CITY | AHL | 41 | 20 | 18 | - | 2 | 3 | 88 | 899 | .911 | 2.28 | - | - | - | - | - | - | - |
| 2008-09 | CALGARY | NHL | 14 | 1 | 6 | - | 1 | 0 | 31 | 249 | .889 | 3.59 | 1 | 0 | 0 | 0 | 1 | .900 | 1.76 |
| 2009-10 | CALGARY | NHL | 10 | 3 | 4 | - | 0 | 0 | 27 | 208 | .885 | 3.22 | - | - | - | - | - | - | - |
| | ANAHEIM | NHL | 10 | 5 | 1 | - | 2 | 0 | 24 | 264 | .917 | 2.56 | - | - | - | - | - | - | - |
| 2010-11 | ANAHEIM | NHL | 21 | 6 | 9 | - | 1 | 2 | 57 | 459 | .890 | 3.43 | - | - | - | - | - | - | - |
| | OTTAWA | NHL | 7 | 3 | 4 | - | 0 | 0 | 17 | 188 | .917 | 2.56 | - | - | - | - | - | - | - |
| 2011-12 | PHOENIX | NHL | 2 | 1 | 0 | - | 0 | 0 | 2 | 34 | .944 | 1.67 | - | - | - | - | - | - | - |
| | PORTLAND | AHL | 25 | 10 | 13 | - | 0 | 0 | 70 | 685 | .907 | 3.04 | - | - | - | - | - | - | - |
| 2012-13 | SPRINGFIELD | AHL | 49 | 29 | 16 | - | 3 | 9 | 113 | 1349 | .923 | 2.32 | 8 | 3 | 5 | 0 | 25 | .895 | 3.10 |
| 2013-14 | COLUMBUS | NHL | 28 | 10 | 11 | - | 1 | 2 | 64 | 639 | .909 | 2.70 | - | - | - | - | - | - | - |
| 2014-15 | COLUMBUS | NHL | 32 | 12 | 14 | - | 2 | 0 | 82 | 867 | .914 | 2.88 | - | - | - | - | - | - | - |
| 2015-16 | COLUMBUS | NHL | 18 | 2 | 7 | - | 3 | 0 | 46 | 371 | .890 | 3.30 | - | - | - | - | - | - | - |
| 2016-17 | COLUMBUS | NHL | 7 | 2 | 1 | - | 2 | 0 | 15 | 183 | .924 | 2.39 | - | - | - | - | - | - | - |
| | TORONTO | NHL | 14 | 6 | 7 | - | 0 | 1 | 36 | 382 | .914 | 2.85 | - | - | - | - | - | - | - |
| 2017-18 | TORONTO | NHL | 18 | 11 | 5 | - | 1 | 3 | 35 | 493 | .934 | 2.14 | - | - | - | - | - | - | - |
| 2018-19 | CAROLINA | NHL | 33 | 20 | 11 | - | 2 | 2 | 85 | 883 | .912 | 2.58 | 5 | 3 | 2 | 0 | 9 | .930 | 2.01 |
| NHL TOTALS | | | 219 | 82 | 82 | - | 15 | 10 | 526 | 5792 | .909 | 2.81 | 7 | 3 | 3 | 0 | 14 | .913 | 2.40 |

HIGHLIGHTS

| | |
|-----------------------------|-------------------------------|
| LONGEST WINNING STREAK: | 4 (4x, Last: 2/5/19-2/15/19) |
| In 2018-19: | 4 (3x, Last: 2/5/19-2/15/19) |
| LONGEST SHUTOUT STREAK: | 11:29 (2/2/11-2/9/11) |
| In 2018-19: | 80:49 (2/19-3/1) |
| MOST SHOTS FACED IN A GAME: | 52 (4/11/15 at NYI) |
| MOST SAVES IN A GAME: | 45 (2x, Last: 3/6/18 vs. FLA) |
| SHUTOUTS: | 10 (last – 2/23/19 at DAL) |
| In 2018-19: | 2 |
| SHOOTOUTS: | 23-37 (.622 SV%, 8-5 record) |
| PENALTY SHOTS: | 4/5 (.800%) |
| In 2018-19: | None |

NHL AND LIGHTNING FIRSTS

| | |
|----------|------------------|
| GAME: | 10/22/07 vs. SJS |
| WIN: | 4/11/09 vs. EDM |
| SHUTOUT: | 11/10/10 vs. NYI |

TRANSACTIONS

Signed by Tampa Bay as a free agent on 7/1/19... Claimed off waivers by the Carolina Hurricanes on 10/1/18... Claimed off waivers by Toronto from Columbus on 1/10/17... Traded to Columbus from Arizona on 2/22/12... Signed as a free agent with the Coyotes on 7/4/11... Claimed off waivers by Ottawa from Tampa Bay on 2/28/11... Traded to Tampa Bay from Anaheim for Dan Ellis on 2/24/11... Traded to Anaheim from Calgary for Vesa Toskala on 3/3/10... Selected by the Calgary Flames in the 6th round, 176th overall, at the 2002 NHL Draft.





PALAT VS. THE NHL

| | GP | G | A | P | PIM |
|-----|----|---|----|----|-----|
| ANA | 8 | 0 | 3 | 3 | 4 |
| ARI | 11 | 6 | 5 | 11 | 6 |
| BOS | 23 | 3 | 10 | 13 | 6 |
| BUF | 22 | 6 | 11 | 17 | 2 |
| CGY | 9 | 4 | 3 | 7 | 0 |
| CAR | 18 | 6 | 11 | 17 | 2 |
| CHI | 10 | 2 | 3 | 5 | 6 |
| COL | 12 | 4 | 4 | 8 | 0 |
| CBJ | 16 | 4 | 5 | 9 | 4 |
| DAL | 11 | 2 | 13 | 15 | 0 |
| DET | 24 | 4 | 14 | 18 | 17 |
| EDM | 8 | 5 | 2 | 7 | 2 |
| FLA | 22 | 7 | 7 | 14 | 10 |
| LAK | 8 | 1 | 3 | 4 | 2 |
| MIN | 12 | 0 | 3 | 3 | 0 |
| MTL | 21 | 3 | 14 | 17 | 8 |
| NSH | 9 | 1 | 3 | 4 | 2 |
| NJD | 17 | 3 | 9 | 12 | 6 |
| NYI | 17 | 2 | 9 | 11 | 6 |
| NYR | 15 | 2 | 6 | 8 | 4 |
| OTT | 21 | 2 | 13 | 15 | 6 |
| PHI | 15 | 4 | 7 | 11 | 2 |
| PIT | 17 | 4 | 9 | 13 | 6 |
| SJS | 11 | 1 | 5 | 6 | 2 |
| STL | 11 | 0 | 1 | 1 | 4 |
| TBL | 0 | 0 | 0 | 0 | 0 |
| TOR | 23 | 6 | 6 | 12 | 4 |
| VAN | 8 | 2 | 4 | 6 | 2 |
| VGK | 4 | 1 | 0 | 1 | 0 |
| WSH | 12 | 3 | 5 | 8 | 10 |
| WPG | 12 | 5 | 6 | 11 | 6 |

ONDREJ PALAT

| | | | |
|----------|-----------|----------|--|
| POSITION | Left Wing | BORN | March 28, 1991 (Frydek-Mistek, Czech Republic) |
| HEIGHT | 5-11 | ACQUIRED | Selected in the seventh round, 208th overall, |
| WEIGHT | 194 | | at the 2011 NHL Draft |
| SHOOTS | Left | SEASON | NHL – 8th, Lightning – 8th |

2018-2019 SEASON

Played in 64 games, posting 8 goals and 34 points to go along with 20 penalty minutes...Ranked tied for 7th on the Lightning for assists...Missed 16 games with a lower body injury from October 27 through November 27...Posted a 5-game assist streak from October 13–21, tying his career high...**2019 Playoffs:** Skated in 4 Stanley Cup Playoff games, posting 2 penalty minutes.

CAREER

2017-18: Played in 56 games with the Lightning, collecting 11 goals and 35 points to go along with 6 penalty minutes and a +16 rating...Missed 26 games with a lower body injury from January 22 through March 18...Recorded a season-high 4-game point streak from January 7–18 (1 goal, 4 assists)...Ranked 2nd among Lightning forwards for blocked shots with 48...**2018 Playoffs:** Skated in 17 Stanley Cup Playoff games, posting 6 goals and 12 points to go along with 2 penalty minutes...Tied playoff career-best with 3 point outing in Game 1 versus New Jersey...Ranked 4th on the Bolts for points and goals...Ranked 2nd on the team for game-winning goals with 2...**2016-17:** Played in 75 games with the Lightning, posting 17 goals and 52 points to go along with 39 penalty minutes...Ranked 3rd on the Bolts for assists with 35 and 4th for points...Led the Lightning for takeaways with 60 and 2nd for hits with 141...Tallied 14 multi-point games...Led the NHL in scoring from March 23 through the end of the season with 14 points...Represented the Czech Republic at the World Cup, posting an assist in 3 games...**2015-16:** Played in 62 games with the Lightning, registering 16 goals and 40 points to go along with 20 penalty minutes...Ranked 3rd on the Bolts for goals and tied for 4th for points...Matched his career high with a 3-assist game on 3/25 vs. NYI...Skated in his 200th career NHL game on 2/3 vs. DET...Ranked tied for 1st on the Bolts with 2 shorthanded tallies... Ranked tied for 3rd on the team with 4 game-winning goals...Skated in 17 postseason games, recording 4 goals and 10 points to go along with 14 penalty minutes...Ranked tied for 2nd on the club for both power-play goals (2) and game-winning goals (2)...Notched points in 4 of 7 ECF games...Ranked 3rd on the Lightning among forwards for average time on ice (19:28)...**2014-15:** Played in 75 games with the Lightning, registering 16 goals and 63 points to go along with 24 penalty minutes...Set a new career highs for assists and points...Ranked 1st on the Lightning and tied for 12th in the League with 47 assists...Ranked 3rd on the Bolts and 4th in the NHL with a +31 rating...Ranked tied for 3rd on the Bolts for game-winning goals with 5...Recorded 6 assists over his final 6 games of the regular season...Served as an assistant captain for the Lightning...Missed 4 games from 12/11–16 with a lower body injury...Missed 3 games from 3/12–16 with a lower body injury...Skated in his 100th career NHL game on 10/18 at VAN...Recorded his 100th career NHL point on 2/5 at DAL...**2015 Playoffs:** Skated in 26 postseason games, recording 8 goals and 16 points to go along with 12 penalty minutes...4 of his 8 goals were scored on the man-advantage, ranking tied for 1st in the league for power-play markers...Recorded a 4-game point streak from Game 6 vs. MTL through Game 3 vs. NYR (4 goals, 3 assists)...Ranked 2nd on the Lightning and 3rd in the NHL with 80 hits...Ranked 3rd among Lightning forwards for average time on ice (19:10)...**2013-14:** Skated in 81 games with the Lightning, posting 23

goals and 59 points to go along with 20 penalty minutes... Ranked 2nd among rookies for points and was 3rd for goals with 23...He ranked 2nd behind Nathan MacKinnon for assists with 36...Named to the NHL's All-Rookie Team...Ranked 2nd (min. 25 games) among rookie forwards for average TOI (18:02) and 1st for plus/minus +32...Named Rookie of the Month for both March and January...Led all rookies for points from the beginning of January with 44 points (17 goals, 27 assists)...Skated in 4 games with the Czech Republic at the 2014 Winter Olympics in Sochi, Russia...Registered a Lightning franchise record 8-game point streak from Dec. 23–Jan. 9 (4 goals, 6 assists)...The 8-game point streak was the 2nd longest by any rookie in the NHL in 2013-14 (Nathan MacKinnon, 13-game streak from Jan. 25–March 6)...Skated in 3 postseason games, tallying 2 goals and 3 points...Made his Stanley Cup playoffs debut in Game 1 against Montreal on Apr. 16...Ranked tied for 3rd on the team for playoff points...**2012-13:** Played in 14 games with the Lightning in his 1st NHL season, collecting 2 goals and 4 points with a plus-5 rating...Made his NHL debut on 3/4 vs. PIT...Scored his 1st NHL goal on 3/16 vs. CAR...Played in a career-high 15:19 TOI on 3/26 vs. BUF...Netted the game-winner on 3/16 vs. CAR...Skated in 56 games with the Syracuse Crunch (AHL), tallying 13 goals and 39 assists for a career-high 52 points...Ranked 1st on the Crunch with 39 assists...Tied for 2nd on the team for shorthanded goals with 1...Skated in 18 games with the Crunch during the Calder Cup playoffs, notching a team-best 26 points (7 goals, 19 assists)...Recorded points in each of the 1st 6 playoff games, recording 15 points (4 goals, 11 assists) during that stretch...Tallied 8 multi-point games during the postseason...**2011-12:** Played 1st AHL season with Norfolk, tallying 9 goals and 30 points to go along with 10 penalty minutes in 61 games...Ranked 4th on Admirals in rookie scoring...Registered a 7-game point streak from 3/14 through 3/30...Netted 1st pro/AHL goal on 11/25 vs. Providence...Notched 1st pro/AHL point (assist) on 10/29 at Syracuse...Made his pro/AHL debut on 10/22 vs. Binghamton...Skated in 18 Calder Cup playoff games, tallying 4 goals and 9 points...Ranked 8th (tie) on the Admirals in playoff scoring with 9 points...Won Calder Cup with Norfolk...**Junior Career:** Appeared in 120 career QMJHL games with the Drummondville Voltigeurs, amassing 56 goals and 136 points...2010-11: Played in 61 games with Drummondville, notching 39 goals and 96 points...Finished 4th in points, 6th in goals and 7th in assists (57) in the QMJHL...Ranked 5th in the league for power-play goals (15) and 6th in game-winning goals (7)...Skated in 10 playoff games, tallying a team-best (tie) 11 points...2009-10: Played 1st season in the QMJHL with Drummondville, recording 17 goals and 40 points in 59 games...Ranked 8th on the team in points and 7th in plus/minus (+33)...Appeared in 7 playoff games with the Voltigeurs, registering a goal and 2 points.

CAREER STATISTICS

| SEASON | TEAM | LEAGUE | REGULAR SEASON | | | | | | | | | | PLAYOFFS | | | | |
|------------------------|---------------|--------|----------------|----|-----|-----|-----|-----|-----|-----|-----|-----|----------|----|----|----|-----|
| | | | GP | G | A | P | +/– | PIM | PPG | SHG | GWG | S | GP | G | A | P | PIM |
| 2009-10 | DRUMMONDVILLE | QMJHL | 59 | 17 | 23 | 40 | – | 24 | – | – | – | – | 7 | 1 | 1 | 2 | 0 |
| 2010-11 | DRUMMONDVILLE | QMJHL | 61 | 39 | 57 | 96 | – | 24 | – | – | – | – | 10 | 4 | 7 | 11 | 6 |
| 2011-12 | NORFOLK | AHL | 61 | 9 | 21 | 30 | – | 10 | – | – | – | – | 18 | 4 | 5 | 9 | 6 |
| 2012-13 | SYRACUSE | AHL | 56 | 13 | 39 | 52 | – | 35 | – | – | – | – | 18 | 7 | 19 | 26 | 12 |
| | TAMPA BAY | NHL | 14 | 2 | 2 | 4 | 5 | 0 | 0 | 0 | 1 | 16 | – | – | – | – | – |
| 2013-14 | TAMPA BAY | NHL | 81 | 23 | 36 | 59 | 32 | 20 | 3 | 2 | 3 | 165 | 3 | 2 | 1 | 3 | 0 |
| | CZECH REP. | OLY | 4 | 0 | 0 | 0 | – | 0 | – | – | – | – | – | – | – | – | – |
| 2014-15 | TAMPA BAY | NHL | 75 | 16 | 47 | 63 | 31 | 24 | 3 | 1 | 5 | 139 | 26 | 8 | 8 | 16 | 12 |
| 2015-16 | TAMPA BAY | NHL | 62 | 16 | 24 | 40 | 10 | 20 | 1 | 2 | 4 | 117 | 17 | 4 | 6 | 10 | 14 |
| 2016-17 | TAMPA BAY | NHL | 75 | 17 | 35 | 52 | 8 | 39 | 5 | 0 | 3 | 162 | – | – | – | – | – |
| | CZECH REP. | WCUP | 3 | 0 | 1 | 1 | – | 0 | – | – | – | – | – | – | – | – | – |
| 2017-18 | TAMPA BAY | NHL | 56 | 11 | 24 | 35 | 16 | 6 | 4 | 1 | 0 | 109 | 17 | 6 | 6 | 12 | 2 |
| 2018-19 | TAMPA BAY | NHL | 64 | 8 | 26 | 34 | 4 | 20 | 2 | 0 | 1 | 100 | 4 | 1 | 0 | 1 | 2 |
| | CZECH REP. | WC | 10 | 1 | 1 | 2 | – | 6 | – | – | – | – | – | – | – | – | – |
| LIGHTNING & NHL TOTALS | | | 427 | 93 | 194 | 287 | 106 | 129 | 18 | 6 | 17 | 808 | 67 | 21 | 21 | 42 | 30 |

HIGHLIGHTS

GOALS:

Game: 2 (11x, Last: 12/8/18 vs. COL)
Season: 23 (2013-14)
Multi-Goal Games: 11
In 2018-19: 1
Hat Tricks: None
Streak: 3 (3/3-3/7/16, 4g)
In 2018-19: 2 (2x, Last: 1/10-1/12, 2g)

ASSISTS:

Game: 3 (6x, Last: 3/23/17 vs. BOS)
Season: 47 (2014-15)
Streak: 5 (2x, Last: 10/13-10/21/18, 5a)
In 2018-19: 5 (10/13-10/21, 5a)

POINTS:

Game: 4 (12/31/14 at BUF)
Season: 63 (2014-15)
Multi-Point Games: 69
In 2018-19: 4
Streak: 8 (12/23-1/9/14: 4g, 6a)
In 2018-19: 5 (10/13-10/21, 5a)

SHOOTOUT STATISTICS:

Career: 1-8 (12.5%)
In 2018-19: 0-0 (0.0%)

MOST PIM IN A GAME:

6 (1/3/17 vs. WPG)

MOST SHOTS IN A GAME:

8 (3/25/16 vs. NYI)

NHL AND LIGHTNING FIRSTS

GAME: 3/4/13 at PIT

GOAL: 3/16/13 vs. CAR (Peters)

ASSIST: 3/4/13 at PIT

TRANSACTIONS

Re-signed by the Lightning to a five-year contract extension on July 14, 2017...Re-signed by Tampa Bay to a three-year contract on June 9, 2014...Signed an entry-level contract on October 10, 2011.



BE
THE
HUNTER



PAQUETTE VS. THE NHL

| | GP | G | A | P | PIM |
|-----|----|---|---|---|-----|
| ANA | 6 | 0 | 0 | 0 | 4 |
| ARI | 9 | 2 | 0 | 2 | 13 |
| BOS | 14 | 0 | 0 | 0 | 16 |
| BUF | 18 | 1 | 1 | 2 | 14 |
| CGY | 8 | 3 | 0 | 3 | 6 |
| CAR | 12 | 1 | 2 | 3 | 4 |
| CHI | 9 | 1 | 0 | 1 | 14 |
| COL | 9 | 0 | 2 | 2 | 4 |
| CBJ | 12 | 3 | 1 | 4 | 4 |
| DAL | 8 | 0 | 1 | 1 | 2 |
| DET | 15 | 5 | 1 | 6 | 10 |
| EDM | 6 | 0 | 0 | 0 | 16 |
| FLA | 15 | 2 | 0 | 2 | 21 |
| LAK | 7 | 1 | 0 | 1 | 4 |
| MIN | 10 | 0 | 0 | 0 | 4 |
| MTL | 16 | 1 | 1 | 2 | 15 |
| NSH | 8 | 0 | 0 | 0 | 4 |
| NJD | 13 | 2 | 2 | 4 | 12 |
| NYI | 11 | 1 | 2 | 3 | 15 |
| NYR | 12 | 3 | 2 | 5 | 6 |
| OTT | 16 | 2 | 1 | 3 | 20 |
| PHI | 13 | 1 | 2 | 3 | 2 |
| PIT | 13 | 0 | 3 | 3 | 31 |
| SJS | 6 | 2 | 1 | 3 | 0 |
| STL | 7 | 3 | 0 | 3 | 4 |
| TBL | 0 | 0 | 0 | 0 | 0 |
| TOR | 14 | 3 | 0 | 3 | 17 |
| VAN | 7 | 1 | 2 | 3 | 9 |
| VGK | 4 | 0 | 0 | 0 | 4 |
| WSH | 10 | 0 | 1 | 1 | 16 |
| WPG | 8 | 2 | 2 | 4 | 12 |

CEDRIC PAQUETTE

13

| | | | |
|-----------------|--------|-----------------|--|
| POSITION | Center | BORN | August 13, 1993 (Gaspé, Quebec) |
| HEIGHT | 6-1 | ACQUIRED | Selected by Tampa Bay in the fourth round, |
| WEIGHT | 204 | | 101st overall, at the 2012 NHL Draft |
| SHOOTS | Left | SEASON | NHL – 7th, Lightning – 7th |

2018-2019 SEASON

Played in 80 games, notching 13 goals and 17 points to go along with 80 penalty minutes...Set a career high with his 13th goal of the season and also recorded 9 hits on April 2 at Montreal...Recorded a 2-goal game on March 11 at Toronto...Ranked 1st on the Lightning and 6th in the NHL for hits with 269...Led the Lightning for penalty minutes with 80...Skated in his 300th career NHL game on February 28 at Boston...Recorded a Gordie Howe hat trick on December 18 at Vancouver...**2019 Playoffs:** Skated in 4 Stanley Cup Playoff games, notching 1 goal and 4 shots.

CAREER

2017-18: Played in 56 games with the Lightning, notching 5 goals and 9 points to go along with 41 penalty minutes...Recorded a season-best 2 goals and 3 points on March 30 at NY Rangers...Ranked 5th on the Bolts for hits with 112...Skated in 17 Stanley Cup Playoff games, notching a goal and 2 points to go along with 37 penalty minutes...Led the Bolts for penalty minutes and ranked 2nd for hits with 44...**2016-17:** Played in 58 games with the Lightning, posting 4 goals and 10 points to go along with 80 penalty minutes...Set career high for penalty minutes...Ranked 1st on the Lightning for penalty minutes and hits (144)...Ranked 2nd among all Bolt forwards for blocked shots with 46...Missed the final 16 games due to a lower body injury...Recorded 2-goal game on 12/1 at STL...Set career high with 16 penalty minutes on 2/27 vs. OTT...**2015-16:** Played in 56 games with the Lightning, recording 6 goals and 11 points to go along with 51 penalty minutes...Was 1 of 5 players to record a shorthanded goal...Ranked 4th among Lightning forwards for average shorthanded time on ice (1:30)...Converted a penalty shot on 2/23 vs. ARI, the 1st Bolts penalty shot goal since 4/8/11...Skated in his 100th career NHL game on 2/20 at PIT...Skated in 17 postseason games, recording 1 assist and 24 penalty minutes...Ranked 3rd on the Bolts for penalty minutes...Recorded his lone point (assist) of the playoffs in Game 5 vs. NYI...**2014-15:** Played 64 games in his rookie season with the Lightning, recording 12 goals and 19 points to go along with 51 penalty minutes...Ranked 2nd among Lightning forwards for blocked shots with 58...Led all NHL rookie forwards for average shorthanded time on ice (2:03)...Led all NHL rookie forwards with 58

blocked shots...Ranked sixth among NHL rookie forwards for hits with 127...Scored his 1st career NHL hat trick on 1/29 vs. DET...Recorded career-best 5 game point streak (6 goals, 1 assist) from 1/20-2/3...Registered a career-best 4-game goal streak from 1/27-2/3 (6 goals)...Missed 6 games with an upper body injury from 3/12-24...Missed 2 games with an upper body injury from 2/10-12...Skated in 24 playoff games, posting 3 goals and 28 penalty minutes...Led the Lightning for penalty minutes during the postseason...Scored his 1st career playoff goal (shorthanded) in Game 6 of the first round against Detroit...Ranked tied for 4th on the Bolts for hits with 62...Netted the game-winning goal late in the 3rd period of Game 3 of the Stanley Cup Final against the Blackhawks...**2013-14:** Skated in 2 games with the Lightning, posting 1 assist...Made his NHL debut on 4/11 vs. CBJ and posted his 1st career NHL point (assist)...Appeared in all 4 Lightning postseason games, notching a pair of assists to go along with 16 penalty minutes...Skated in 70 games with the Crunch, recording 20 goals and 44 points...Ranked 3rd on Syracuse for goals and 4th for points...Ranked 4th on the Crunch for penalty minutes...**2012-13:** Skated in 1 postseason game with Syracuse...**Junior Career:** Skated in 130 career QMJHL games over 2 seasons, all with Blainville-Boisbriand, recording 58 goals and 131 points...2012-13: Led the team for assists (56) and points (83) and was 2nd for penalty minutes with 103...Skated in 15 postseason games, notching 12 points...Ranked 5th on the team for playoff points...2011-12: Appeared in 63 games for Blainville-Boisbriand, collecting 31 goals and 48 points...Led the team for goals and was 5th for points.

CAREER STATISTICS

| SEASON | TEAM | LEAGUE | REGULAR SEASON | | | | | | | PLAYOFFS | | | | |
|------------|-----------------------|--------|----------------|----|----|----|-----|-----|--|----------|---|----|----|-----|
| | | | GP | G | A | TP | +/- | PIM | | GP | G | A | TP | PIM |
| 2011-12 | BLAINVILLE-BOISBRIAND | QMJHL | 63 | 31 | 17 | 48 | - | 88 | | 11 | 7 | 10 | 17 | 22 |
| 2012-13 | BLAINVILLE-BOISBRIAND | QMJHL | 63 | 27 | 56 | 83 | - | 103 | | 15 | 7 | 5 | 12 | 33 |
| | SYRACUSE | AHL | - | - | - | - | - | - | | 1 | 0 | 0 | 0 | 0 |
| 2013-14 | SYRACUSE | AHL | 70 | 20 | 24 | 44 | - | 153 | | - | - | - | - | - |
| | TAMPA BAY | NHL | 2 | 0 | 1 | 1 | 1 | 0 | | 4 | 0 | 2 | 2 | 16 |
| 2014-15 | TAMPA BAY | NHL | 64 | 12 | 7 | 19 | 4 | 51 | | 24 | 3 | 0 | 3 | 28 |
| | SYRACUSE | AHL | 5 | 4 | 3 | 7 | - | 7 | | - | - | - | - | - |
| 2015-16 | TAMPA BAY | NHL | 56 | 6 | 5 | 11 | -2 | 51 | | 17 | 0 | 1 | 1 | 24 |
| 2016-17 | TAMPA BAY | NHL | 58 | 4 | 6 | 10 | -6 | 80 | | - | - | - | - | - |
| 2017-18 | TAMPA BAY | NHL | 56 | 5 | 4 | 9 | -5 | 41 | | 17 | 1 | 1 | 2 | 37 |
| 2018-19 | TAMPA BAY | NHL | 80 | 13 | 4 | 17 | 7 | 80 | | 4 | 1 | 0 | 1 | 0 |
| NHL TOTALS | | | 316 | 40 | 27 | 67 | -1 | 303 | | 66 | 5 | 4 | 9 | 105 |

HIGHLIGHTS

GOALS:

Game: 3 (1/29/15 vs. DET)
Season: 13 (2018-19)
Multi-Goal Games: 5
In 2018-19: 1
Hat Tricks: 1
Streak: 4 (1/27-2/3/15, 6g)
In 2018-19: 2 (11/29-12/1, 2g)

ASSISTS:

Game: 2 (2/21/16 vs. CAR)
Season: 7 (2014-15)
Streak: 3 (2x, Last: 11/10-11/14/16, 3a)
In 2018-19: None

POINTS:

Game: 3 (2x, Last: 3/30/18 vs. NYR)
Season: 19 (2014-15)
Multi-Point Games: 7
In 2018-19: 2
Streak: 5 (1/20-2/3/15, 6g, 1a)
In 2018-19: 2 (11/29-12/1, 2g)

SHOOTOUT STATISTICS:

Career: 0-0 (0.0%)
In 2018-19: 0-0 (0.0%)

MOST PIM IN A GAME:

16 (2/27/17 vs. OTT)

MOST SHOTS IN A GAME:

6 (2x, Last: 3/30/18 vs. NYR)

NHL AND LIGHTNING FIRSTS

GAME: 4/11/14 vs. CBJ

GOAL: 11/6/14 vs. CGY (Hiller)

ASSIST: 4/11/14 vs. CBJ

TRANSACTIONS

Re-signed by Tampa Bay to a one-year contract on July 5, 2018...Re-signed by the Lightning to a 2-year contract extension on 6/24/16...Signed to a three-year entry level contract by Tampa Bay on 5/2/2013...Re-signed by Tampa Bay to a two-year contract on July 5, 2019





POINT
VS. THE NHL

| | GP | G | A | P | PIM |
|-----|----|---|----|----|-----|
| ANA | 5 | 2 | 1 | 3 | 2 |
| ARI | 5 | 1 | 1 | 2 | 5 |
| BOS | 12 | 4 | 2 | 6 | 2 |
| BUF | 11 | 5 | 4 | 9 | 6 |
| CGY | 6 | 2 | 5 | 7 | 0 |
| CAR | 8 | 3 | 6 | 9 | 4 |
| CHI | 5 | 3 | 4 | 7 | 0 |
| COL | 6 | 2 | 2 | 4 | 0 |
| CBJ | 8 | 7 | 6 | 13 | 2 |
| DAL | 6 | 3 | 3 | 6 | 0 |
| DET | 13 | 4 | 7 | 11 | 9 |
| EDM | 6 | 1 | 5 | 6 | 6 |
| FLA | 11 | 6 | 5 | 11 | 4 |
| LAK | 5 | 2 | 1 | 3 | 0 |
| MIN | 6 | 3 | 1 | 4 | 4 |
| MTL | 12 | 2 | 5 | 7 | 4 |
| NSH | 5 | 0 | 2 | 2 | 4 |
| NJD | 9 | 6 | 10 | 16 | 0 |
| NYI | 9 | 2 | 4 | 6 | 2 |
| NYR | 8 | 4 | 4 | 8 | 2 |
| OTT | 12 | 6 | 3 | 9 | 0 |
| PHI | 7 | 5 | 4 | 9 | 2 |
| PIT | 8 | 4 | 2 | 6 | 0 |
| SJS | 5 | 0 | 4 | 4 | 0 |
| STL | 6 | 2 | 2 | 4 | 4 |
| TBL | 0 | 0 | 0 | 0 | 0 |
| TOR | 11 | 3 | 4 | 7 | 0 |
| VAN | 6 | 1 | 1 | 2 | 0 |
| VGK | 4 | 2 | 0 | 2 | 2 |
| WSH | 9 | 3 | 4 | 7 | 2 |
| WPG | 5 | 3 | 5 | 8 | 0 |

BRAYDEN
POINT

| | | | |
|----------|--------|----------|---|
| POSITION | Center | BORN | March 13, 1996 (Calgary, Alberta) |
| HEIGHT | 5-10 | ACQUIRED | Selected by the Lightning in the third round, |
| WEIGHT | 174 | | 79th overall, at the 2014 NHL Draft |
| SHOOTS | Right | SEASON | NHL – 4th, Lightning – 4th |

2018-2019 SEASON

Played in 79 games, registering 41 goals and 92 points to go along with 28 penalty minutes...Ranked 2nd on the Lightning for goals, 3rd for assists and points...Ranked tied for 6th in the NHL for goals and 12th for points...Led NHL for power-play goals with 20 and is tied for 6th for power-play points (35)...Ranked 2nd in the NHL for shooting percentage (21.5%)...Set career highs for goals, assists and points...**2019 Playoffs:** Appeared in 4 Stanley Cup Playoff games, posting a goal and 5 penalty minutes.

CAREER

2017-18: Played in all 82 games with the Lightning, recording 32 goals and 66 points to go along with 24 penalty minutes...Ranked tied for 1st in the NHL with 12 game-winning goals and 2nd in the league for overtime goals with 4...Ranked 2nd on the Bolts for shots on goal (217) and goals...Ranked 3rd on the Lightning for points and plus/minus (+18)...Set career highs for games played, goals, assists and points...Named to his 1st NHL All-Star Game...Appeared in 17 Stanley Cup Playoff games, posting 7 goals and 16 points to go along with 10 penalty minutes...Ranked tied for 2nd on the team for points and was tied for the team lead with 7 goals...Recorded 3 goals and 6 points in the Eastern Conference Final against Washington, including 3 multi-point games...Matched Lightning franchise record for points in a playoff game, tallying a goal and 4 points in Game 2 versus Boston...**2016-17:** Played in 68 games with the Lightning during his rookie season, posting 18 goals and 40 points to go along with 14 penalty minutes...Ranked 8th in the NHL among rookies for points and tied for 9th for goals...Notched 5 power-play goals, ranking tied for 5th in the NHL among rookies...Posted career-best 3 point game in season finale against Buffalo, recording 2 goals and a helper...Posted career-long point streak from 2/10-2/19 (3 goals, 2 assists)...Missed 14 games from 12/29-1/26 with upper-body injury...Scored 1st career NHL goal on 11/5 vs. NJD (Schneider)...Made NHL debut on 10/13 vs. DET...Skated in 10 games for Team Canada at the 2017 IIHF World Championships, posting 4 goals and 5 points as Canada earned the Silver Medal...**2015-16:** Played in 48 games for the Moose Jaw Warriors

of the Western Hockey League, posting 35 goals and 88 points...Served as captain of the Warriors for the second straight year...Ranked 2nd on Moose Jaw for goals, assists (53) and points, while pacing the club for plus/minus (+24)...Ranked 11th in the WHL for points despite only appearing in 48 games...Skated in 10 WHL playoff games for the Warriors, recording 6 goals and 16 points...Also appeared in 5 games for Team Canada at the World Junior Championships, posting a goal and 5 points...**2014-15:** Skated in 60 games for Moose Jaw, recording a team-best 38 goals and 87 points...Served as captain of the Warriors...Ranked tied for 8th in the WHL for points...Skated in 7 games for Team Canada at the 2015 World Junior Championships, recording 2 goals and 4 points while helping Canada to the Gold Medal...Also played in 9 regular season games for the Crunch, posting 2 goals and 4 points...Made pro/AHL debut with the Crunch on 3/28 vs. Rochester...Skated in 2 Calder Cup Playoff games with the Crunch...**2013-14:** Played in 72 games with Moose Jaw, registering 36 goals and 91 points to go along with 53 penalty minutes...Set career highs for assists (52) and points...Ranked tied for 12th in the WHL for points...Led the Warriors for goals, assists and points...Served as an assistant captain for Moose Jaw...**2012-13:** Appeared in 67 games in first full season with the Warriors, recording 24 goals and 57 points...Ranked 4th among all rookie skaters for points and was 3rd for both goals and assists...**2011-12:** Played in 5 regular season games with Moose Jaw, notching a goal and 2 penalty minutes...Also appeared in 14 WHL postseason games, registering 7 goals and 10 points.

CAREER STATISTICS

| CAREER STATISTICS | | | REGULAR SEASON | | | | | | | | | | | PLAYOFFS | | | | |
|-------------------|-----------|--------|----------------|----|-----|-----|-----|-----|-----|-----|-----|-----|----|----------|----|----|-----|--|
| SEASON | TEAM | LEAGUE | GP | G | A | P | +/- | PIM | PPG | SHG | GWG | S | GP | G | A | P | PIM | |
| 2011-12 | MOOSE JAW | WHL | 5 | 1 | 0 | 1 | - | 0 | - | - | - | - | 14 | 7 | 3 | 10 | 2 | |
| 2012-13 | MOOSE JAW | WHL | 67 | 24 | 33 | 57 | - | 26 | - | - | - | - | - | - | - | - | - | |
| 2013-14 | MOOSE JAW | WHL | 72 | 36 | 55 | 91 | - | 53 | - | - | - | - | - | - | - | - | - | |
| 2014-15 | MOOSE JAW | WHL | 60 | 38 | 49 | 87 | - | 46 | - | - | - | - | - | - | - | - | - | |
| | SYRACUSE | AHL | 9 | 2 | 2 | 4 | - | 2 | - | - | - | - | 2 | 0 | 0 | 0 | 0 | |
| | CANADA | WJC-20 | 7 | 2 | 2 | 4 | - | 4 | - | - | - | - | - | - | - | - | - | |
| 2015-16 | MOOSE JAW | WHL | 48 | 35 | 53 | 88 | - | 36 | - | - | - | - | 10 | 6 | 10 | 16 | 10 | |
| | CANADA | WJC-20 | 5 | 1 | 4 | 5 | - | 0 | - | - | - | - | - | - | - | - | - | |
| 2016-17 | TAMPA BAY | NHL | 68 | 18 | 22 | 40 | 4 | 14 | 5 | 0 | 2 | 122 | - | - | - | - | - | |
| | CANADA | WC | 10 | 4 | 1 | 5 | - | 0 | - | - | - | - | - | - | - | - | - | |
| 2017-18 | TAMPA BAY | NHL | 82 | 32 | 34 | 66 | 18 | 24 | 5 | 3 | 12 | 217 | 17 | 7 | 9 | 16 | 10 | |
| 2018-19 | TAMPA BAY | NHL | 79 | 41 | 51 | 92 | 27 | 28 | 20 | 0 | 7 | 191 | 4 | 1 | 0 | 1 | 5 | |
| NHL TOTALS | | | 229 | 91 | 107 | 198 | 49 | 66 | 30 | 3 | 21 | 530 | 21 | 8 | 9 | 17 | 15 | |

HIGHLIGHTS

| | |
|------------------------------|------------------------------|
| GOALS: | |
| Game: | 3 (11/12/18 at PIT) |
| Season: | 41 (2018-19) |
| Multi-Goal Games: | 3 |
| In 2018-19: | 7 |
| Hat Tricks: | 1 |
| Streak: | 5 (12/5/18-12/14/18, 5g) |
| In 2018-19: | 3 (2x, Last: 1/8-1/12, 5g) |
| ASSISTS: | |
| Game: | 4 (10/30/18 vs. NJD) |
| Season: | 51 (2018-19) |
| Streak: | 8 (12/16/18-1/3/19, 10a) |
| In 2018-19: | 8 (12/16/18-1/3/19, 10a) |
| POINTS: | |
| Game: | 5 (10/30/18 vs. NJD) |
| Season: | 92 (2018-19) |
| Multi-Point Games: | 52 |
| In 2018-19: | 28 |
| Streak: | 8 (12/16/18-1/3/19, 3g,10a) |
| In 2018-19: | 8 (12/16/18-1/3/19, 3g,10a) |
| SHOOTOUT STATISTICS: | |
| Career: | 10/21 (47.6%) |
| In 2018-19: | 0-6 (0.0%) |
| MOST PIM IN A GAME: | |
| | 7 (1/7/18 at DET) |
| MOST SHOTS IN A GAME: | |
| | 8 (2x, Last: 3/23/19 at STL) |


NHL AND LIGHTNING FIRSTS

| | |
|----------------|-----------------------------|
| GAME: | 10/13/16 vs. DET |
| GOAL: | 11/5/16 vs. NJD (Schneider) |
| ASSIST: | 10/15/16 vs. NJD |

TRANSACTIONS

Signed by the Lightning to 3-year entry level contract on 3/26/2015.





RUTTA VS. THE NHL

| | GP | G | A | P | PIM |
|-----|----|---|---|---|-----|
| ANA | 2 | 0 | 1 | 1 | 2 |
| ARI | 4 | 0 | 0 | 0 | 2 |
| BOS | 4 | 0 | 0 | 0 | 0 |
| BUF | 2 | 0 | 1 | 1 | 2 |
| CGY | 4 | 1 | 0 | 1 | 2 |
| CAR | 5 | 0 | 1 | 1 | 2 |
| CHI | 0 | 0 | 0 | 0 | 0 |
| COL | 2 | 0 | 0 | 0 | 2 |
| CBJ | 3 | 1 | 0 | 1 | 0 |
| DAL | 2 | 0 | 0 | 0 | 0 |
| DET | 3 | 0 | 0 | 0 | 0 |
| EDM | 2 | 0 | 2 | 2 | 0 |
| FLA | 2 | 0 | 0 | 0 | 0 |
| LAK | 1 | 0 | 0 | 0 | 0 |
| MIN | 5 | 0 | 1 | 1 | 0 |
| MTL | 3 | 0 | 0 | 0 | 0 |
| NSH | 3 | 0 | 1 | 1 | 4 |
| NJD | 2 | 1 | 3 | 4 | 0 |
| NYI | 2 | 0 | 1 | 1 | 0 |
| NYR | 2 | 0 | 0 | 0 | 0 |
| OTT | 3 | 1 | 0 | 1 | 2 |
| PHI | 3 | 0 | 1 | 1 | 0 |
| PIT | 2 | 0 | 1 | 1 | 4 |
| SJS | 2 | 1 | 1 | 2 | 0 |
| STL | 8 | 0 | 0 | 0 | 4 |
| TBL | 3 | 0 | 3 | 3 | 4 |
| TOR | 4 | 1 | 3 | 4 | 2 |
| VAN | 2 | 0 | 0 | 0 | 0 |
| VGK | 3 | 0 | 0 | 0 | 0 |
| WSH | 5 | 0 | 0 | 0 | 2 |
| WPG | 6 | 2 | 0 | 2 | 6 |

JAN RUTTA

44

| | | | |
|----------|---------|----------|---------------------------------------|
| POSITION | Defense | BORN | July 29, 1990 (Pisek, Czech Republic) |
| HEIGHT | 6-2 | ACQUIRED | From Chicago on January 11, 2019 |
| WEIGHT | 204 | SEASON | NHL – 3rd, Lightning – 2nd |
| SHOOTS | Right | | |

2018-2019 SEASON

Played in 37 games, splitting time between the Lightning and Blackhawks, posting 2 goals and 8 points to go along with 16 penalty minutes. Logged a season-best 21:38 time on ice in regular season finale at Boston on April 6. In 14 games with the Lightning, notched a pair of assists and a plus-4 rating. Acquired by the Lightning from Chicago in exchange for Slater Koekkoek on January 11. In 23 games with Chicago, scored twice and registered 6 points. Also appeared in 18 games for the Syracuse Crunch, recording 3 goals and 5 assists to go along with a plus-15 rating. **2019 Playoffs:** Played in 4 Stanley Cup Playoff games, posting 2 assists and 3 shots on goal. Ranked tied for 2nd on the team for points with 2.

CAREER

2017-18: Appeared 57 games for Chicago, registering 6 goals and 20 points. Ranked 2nd among Blackhawk defensemen for goals and his 14 assists ranked 3rd. Notched 1st NHL point (assist) in NHL debut on October 5 against Pittsburgh. Scored 1st career NHL goal on October 7 against Columbus (Korpisalo). Tallied 1st career multi-point game against Toronto on October 9. Recorded career-best 3-point game on November 12 versus New Jersey. **2016-17:** Recorded career-best 24 assists and 32 points in 46 regular season games with the Czech Extraliga's Pirati Chomutov. Added 2 goals and 11 assists in 17 postseason contests. Also represented the Czech Republic at the 2017 World Championships, posting a goal in 8 games. **2015-16:** Collected 21 points in 44 regular season games with Pirati Chomutov. Set career high for goals. Tallied a goal and 2 assists in 7 playoff games. **2014-15:** Posted 11 goals and 27 points in 50 regular season games with Pirati in the Czech 2nd division. Posted 4 goals and 7 assists in the postseason. **2013-14:** Recorded 1 goal and 2 assists in 17 games with Chomutov.

CAREER STATISTICS

| SEASON | TEAM | LEAGUE | REGULAR SEASON | | | | | | | PLAYOFFS | | | | |
|------------|----------------|--------|----------------|----|----|----|-----|-----|--|----------|---|----|----|-----|
| | | | GP | G | A | TP | +/– | PIM | | GP | G | A | TP | PIM |
| 2015-16 | CHOMUTOV | CZECH | 44 | 10 | 11 | 21 | – | 22 | | 7 | 1 | 2 | 3 | 8 |
| 2016-17 | CHOMUTOV | CZECH | 46 | 8 | 24 | 32 | – | 30 | | 17 | 2 | 11 | 13 | 8 |
| | CZECH REP. | WC | 8 | 1 | 0 | 1 | – | 0 | | – | – | – | – | – |
| 2017-18 | CHICAGO | NHL | 57 | 6 | 14 | 20 | –1 | 24 | | – | – | – | – | – |
| 2018-19 | CHICAGO | NHL | 23 | 2 | 4 | 6 | 0 | 12 | | – | – | – | – | – |
| | TAMPA BAY | NHL | 14 | 0 | 2 | 2 | 4 | 4 | | 4 | 0 | 2 | 2 | 0 |
| | SYRACUSE | AHL | 18 | 3 | 5 | 8 | – | 10 | | – | – | – | – | – |
| | ROCKFORD | AHL | 8 | 1 | 3 | 4 | – | 2 | | – | – | – | – | – |
| | CZECH REPUBLIC | WC | 10 | 1 | 2 | 3 | – | 4 | | – | – | – | – | – |
| NHL TOTALS | | | 94 | 8 | 20 | 28 | 3 | 40 | | 4 | 0 | 2 | 2 | 0 |

HIGHLIGHTS

GOALS:

Game: 1 (8x, Last: 2/23/19 vs. SJS)
Season: 6 (2017-18)
Multi-Goal Games: None
In 2018-19: None
Hat Tricks: None
Streak: 2 (10/7/18-10/9/18, 2g)
In 2018-19: 2 (10/7-10/9, 2g)

ASSISTS:

Game: 2 (3x, Last: 3/11/19 at TOR)
Season: 14 (2017-18)
Streak: 2 (11/27/17-11/28/17, 2a)
In 2018-19: None

POINTS:

Game: 3 (11/12/17 vs. NJD)
Season: 20 (2017-18)
Multi-Point Games: 5
In 2018-19: 2
Streak: 3 (10/5/17-10/9/17, 2g, 2a)
In 2018-19: 2 (11/3-11/8, 1g, 1a)

SHOOTOUT STATISTICS:

Career: 0-0 (0.0%)
In 2018-19: 0-0 (0.0%)

MOST PIM IN A GAME:

4 (12/11/17 at WPG)

MOST SHOTS IN A GAME:

4 (3/24/18 at NYI)

NHL AND LIGHTNING FIRSTS

GAME: 10/5/17 vs. PIT

GOAL: 10/7/17 vs. CBJ (Korpisalo)

ASSIST: 10/5/17 vs. PIT

TRANSACTIONS

Acquired by the Lightning from Chicago in exchange for Slater Koekkoek on 1/11/19. Signed as a free agent by the Blackhawks on 6/7/17.





SCHENN VS. THE NHL

| | GP | G | A | P | PIM |
|-----|----|---|----|----|-----|
| ANA | 23 | 1 | 3 | 4 | 30 |
| ARI | 10 | 0 | 2 | 2 | 8 |
| BOS | 37 | 3 | 13 | 16 | 34 |
| BUF | 38 | 1 | 10 | 11 | 27 |
| CGY | 24 | 1 | 5 | 6 | 8 |
| CAR | 29 | 2 | 2 | 4 | 8 |
| CHI | 15 | 1 | 3 | 4 | 31 |
| COL | 16 | 0 | 1 | 1 | 0 |
| CBJ | 17 | 0 | 2 | 2 | 13 |
| DAL | 20 | 1 | 3 | 4 | 7 |
| DET | 15 | 0 | 0 | 0 | 13 |
| EDM | 21 | 1 | 2 | 3 | 21 |
| FLA | 30 | 2 | 5 | 7 | 8 |
| LAK | 18 | 0 | 1 | 1 | 12 |
| MIN | 14 | 1 | 1 | 2 | 11 |
| MTL | 36 | 1 | 7 | 8 | 33 |
| NSH | 16 | 1 | 1 | 2 | 11 |
| NJD | 33 | 1 | 5 | 6 | 13 |
| NYI | 32 | 0 | 4 | 4 | 8 |
| NYR | 34 | 1 | 4 | 5 | 47 |
| OTT | 36 | 5 | 6 | 11 | 42 |
| PHI | 19 | 2 | 4 | 6 | 11 |
| PIT | 29 | 2 | 7 | 9 | 20 |
| SJS | 20 | 0 | 3 | 3 | 11 |
| STL | 18 | 1 | 3 | 4 | 18 |
| TBL | 30 | 0 | 4 | 4 | 20 |
| TOR | 14 | 1 | 3 | 4 | 8 |
| VAN | 20 | 1 | 3 | 4 | 25 |
| VGK | 8 | 0 | 1 | 1 | 2 |
| WSH | 32 | 0 | 4 | 4 | 31 |
| WPG | 30 | 0 | 3 | 3 | 14 |

LUKE SCHENN

| | | | |
|----------|---------|----------|--|
| POSITION | Defense | BORN | November 2, 1989 (Saskatoon, Saskatchewan) |
| HEIGHT | 6-2 | ACQUIRED | Signed as free agent on July 1, 2019 |
| WEIGHT | 227 | SEASON | NHL – 12th, Lightning – 1st |
| SHOOTS | Right | | |

2018-2019 SEASON

Skated in 26 games with the Anaheim Ducks and Vancouver Canucks, posting 2 assists... Traded from Anaheim to Vancouver on January 16... Also appeared in 22 games for the San Diego Gulls of the AHL and 7 games for the Utica Comets, recording 3 goals and 15 points.

CAREER

2017-18: Appeared in 64 games with Arizona, posting a goal and 7 points to go along with 35 penalty minutes... Led the Coyotes with 219 hits and ranked 3rd with 105 blocked shots... Scored 2nd career game-winning goal on March 31 vs. STL... Registered a team season-best 10 hits on March 28 at Vegas... Played in his 700th career NHL game on March 22 at Carolina. **2016-17:** Played in 78 games during 1st season with Arizona, recording a goal and 8 points... Led the Coyotes for penalty minutes... Ranked 1st on the team for hits with 286 and 2nd for blocked shots with 134... **2015-16:** Played in 72 games, splitting time between the Flyers and Kings, posting 4 goals and 16 points... Traded by the Flyers to the Kings on January 6... **2014-15:** Skated in 58 games with Philadelphia, registering 3 goals and 14 points... Ranked 3rd on the Flyers for hits with 194 and tied for 4th with blocked shots (89)... **2013-14:** Skated in 79 games with the Flyers, posting 4 goals and 12 points... Ranked 1st on the Flyers for hits with 260 and 3rd for blocked shots (113)... **2012-13:** Appeared in 47 games with Philadelphia, recording 3 goals and 11 points in 1st season with the Flyers... Led the team for blocked shots with 103 and hits with 187... Skated in 7 games for Team Canada at the World Championships, posting 1 goal and 2 points. **2011-12:** Skated in 79 games

with Toronto, notching 2 goals and 22 points... Posted a career-best 20 assists... Led the Maple Leafs with 270 hits... Appeared in 8 games for Team Canada at the World Championships, posting 1 assist and 25 penalty minutes. **2010-11:** Played in all 82 games with Toronto, registering 5 goals and 22 points... Recorded career-highs for goals (tie) and games played... Led the Maple Leafs for hits and blocked shots... Represented Canada at the World Championships, recording 1 assist in 7 games. **2009-10:** Appeared in 79 games with the Maple Leafs, tallying 5 goals and 17 points... Led the Maple Leafs for hits and was 2nd for blocked shots... **2008-09:** Skated in 70 games with Toronto during rookie season, posting 2 goals and 14 points... Made NHL debut on October 9 against Detroit... Registered 1st career NHL point (assist) on October 29 against New Jersey... Scored 1st career NHL goal against Carey Price and the Montreal Canadiens on February 7... Named to NHL All-Rookie Team... Skated in 9 games for Team Canada at the World Championships, earning a Silver Medal. **Junior Career:** Appeared in 189 career WHL games, all with Kelowna over 3 seasons, posting 12 goals and 68 points... Won the Gold Medal with Team Canada at the 2008 World Jr. Championships.

2

CAREER STATISTICS

| CAREER STATISTICS | | | REGULAR SEASON | | | | | | | PLAYOFFS | | | | |
|-------------------|--------------|--------|----------------|----|-----|-----|-----|-----|----|----------|---|----|-----|--|
| SEASON | TEAM | LEAGUE | GP | G | A | TP | +/- | PIM | GP | G | A | TP | PIM | |
| 2005-06 | KELOWNA | WHL | 60 | 3 | 8 | 11 | - | 86 | 12 | 0 | 0 | 0 | 14 | |
| 2006-07 | KELOWNA | WHL | 72 | 2 | 27 | 29 | - | 139 | - | - | - | - | - | |
| 2007-08 | KELOWNA | WHL | 57 | 7 | 21 | 28 | - | 100 | 7 | 2 | 2 | 4 | 6 | |
| 2008-09 | TORONTO | NHL | 70 | 2 | 12 | 14 | -12 | 71 | - | - | - | - | - | |
| 2009-10 | TORONTO | NHL | 79 | 5 | 12 | 17 | 2 | 50 | - | - | - | - | - | |
| 2010-11 | TORONTO | NHL | 82 | 5 | 17 | 22 | -7 | 34 | - | - | - | - | - | |
| 2011-12 | TORONTO | NHL | 79 | 2 | 20 | 22 | -6 | 62 | - | - | - | - | - | |
| 2012-13 | PHILADELPHIA | NHL | 47 | 3 | 8 | 11 | 3 | 34 | - | - | - | - | - | |
| 2013-14 | PHILADELPHIA | NHL | 79 | 4 | 8 | 12 | 0 | 58 | 7 | 1 | 0 | 1 | 0 | |
| 2014-15 | PHILADELPHIA | NHL | 58 | 3 | 11 | 14 | -2 | 18 | - | - | - | - | - | |
| 2015-16 | PHILADELPHIA | NHL | 29 | 2 | 3 | 5 | -7 | 30 | - | - | - | - | - | |
| | LA KINGS | NHL | 43 | 2 | 9 | 11 | 5 | 52 | 5 | 1 | 1 | 2 | 6 | |
| 2016-17 | ARIZONA | NHL | 78 | 1 | 7 | 8 | -9 | 85 | - | - | - | - | - | |
| 2017-18 | ARIZONA | NHL | 64 | 1 | 6 | 7 | -12 | 35 | - | - | - | - | - | |
| 2018-19 | ANAHEIM | NHL | 8 | 0 | 0 | 0 | -6 | 7 | - | - | - | - | - | |
| | VANCOUVER | NHL | 18 | 0 | 2 | 2 | -4 | 9 | - | - | - | - | - | |
| | SAN DIEGO | AHL | 22 | 2 | 8 | 10 | - | 9 | - | - | - | - | - | |
| | UTICA | AHL | 7 | 1 | 4 | 5 | - | 4 | - | - | - | - | - | |
| NHL TOTALS | | | 734 | 30 | 115 | 145 | -55 | 545 | 12 | 2 | 1 | 3 | 6 | |

HIGHLIGHTS

GOALS:

Game: 2 (2/6/10 vs. OTT)
Season: 5 (2x, Last: 2010-11)
Multi-Goal Games: 1
In 2018-19: None
Hat Tricks: None
Streak: None
In 2018-19: None

ASSISTS:

Game: 2 (10x, Last: 2/13/17)
Season: 20 (2011-12)
Streak: 2 (13x, Last: 1/20-1/22/18, 2a)
In 2018-19: None

POINTS:

Game: 3 (2/6/10)
Season: 22 (2x, Last: 2011-12)
Multi-Point Games: 18
In 2018-19: None
Streak: 3 (2x, Last: 10/21-10/29/15, 1g, 3a)
In 2018-19: None

SHOOTOUT STATISTICS:

Career: 0/0 (0.0%)
In 2018-19: 0/0 (0.0%)

MOST PIM IN A GAME:

17 (4x, Last: 2/2/17 vs. CHI)

MOST SHOTS IN A GAME:

6 (5x, Last: 2/18/17)

NHL AND LIGHTNING FIRSTS

GAME: 10/9/08 at DET

GOAL: 2/7/09 at MTL (Price)

ASSIST: 10/29/08 at NJD

TRANSACTIONS

Signed as a free agent by Tampa Bay on 7/1/19... Traded from the Anaheim Ducks to the Vancouver Canucks on 1/16/19... Signed as a free agent by the Ducks on 7/1/18... Signed as a free agent by Arizona on 7/23/16... Traded by the Flyers to the LA Kings on 1/6/16 for Jordan Weal and a 3rd round pick... Acquired by Philadelphia from Toronto on 6/23/12 in exchange for James van Riemsdyk... Drafted by the Maple Leafs 5th overall in the 2008 NHL Draft.





SERGACHEV VS. THE NHL

| | GP | G | A | P | PIM |
|-----|----|---|---|----|-----|
| ANA | 3 | 0 | 0 | 0 | 0 |
| ARI | 5 | 0 | 0 | 0 | 2 |
| BOS | 7 | 0 | 3 | 3 | 6 |
| BUF | 9 | 1 | 4 | 5 | 4 |
| CGY | 3 | 0 | 0 | 0 | 0 |
| CAR | 4 | 1 | 0 | 1 | 0 |
| CHI | 4 | 0 | 0 | 0 | 4 |
| COL | 4 | 1 | 2 | 3 | 2 |
| CBJ | 6 | 2 | 8 | 10 | 4 |
| DAL | 4 | 3 | 1 | 4 | 0 |
| DET | 9 | 0 | 4 | 4 | 4 |
| EDM | 4 | 0 | 0 | 0 | 0 |
| FLA | 8 | 0 | 3 | 3 | 2 |
| LAK | 3 | 0 | 0 | 0 | 6 |
| MIN | 4 | 0 | 1 | 1 | 4 |
| MTL | 8 | 0 | 2 | 2 | 2 |
| NSH | 3 | 0 | 0 | 0 | 0 |
| NJD | 6 | 0 | 4 | 4 | 0 |
| NYI | 6 | 1 | 3 | 4 | 0 |
| NYR | 5 | 0 | 3 | 3 | 6 |
| OTT | 8 | 2 | 3 | 5 | 4 |
| PHI | 5 | 1 | 0 | 1 | 2 |
| PIT | 7 | 1 | 3 | 4 | 4 |
| SJS | 3 | 1 | 1 | 2 | 0 |
| STL | 4 | 0 | 2 | 2 | 0 |
| TBL | 0 | 0 | 0 | 0 | 0 |
| TOR | 8 | 0 | 4 | 4 | 2 |
| VAN | 4 | 0 | 2 | 2 | 0 |
| VGK | 4 | 0 | 1 | 1 | 2 |
| WSH | 6 | 0 | 2 | 2 | 6 |
| WPG | 4 | 1 | 1 | 2 | 0 |

MIKHAIL SERGACHEV 98

| | | | |
|-----------------|---------|-----------------|--|
| POSITION | Defense | BORN | June 25, 1998 (Nizhnekamsk, Russia) |
| HEIGHT | 6-2 | ACQUIRED | From Montreal in exchange for Jonathan Drouin on June 15, 2017 |
| WEIGHT | 217 | SEASON | NHL – 4th, Lightning – 3rd |
| SHOOTS | Left | | |

2018-2019 SEASON

Played in 75 games, recording 6 goals and 32 points to go along with 28 penalty minutes...Posted 7 points (1 goal, 6 assists) over final 5 games of the regular season. Logged a career-best 24:37 time on ice on March 30 versus Washington...Ranked 3rd among Lightning defensemen for goals, assists and points...**2019 Playoffs:** Skated in 4 Stanley Cup Playoff games, posting a goal and 2 points...Ranked tied for 2nd on the Bolts for points and ranked tied for 2nd among Bolts defensemen with 9 shots on goal.

CAREER

2017-18: Played in 79 games with the Lightning during his rookie season, posting 9 goals and 40 points to go along with 38 penalty minutes...Set Lightning franchise record for goals, assists and points by a rookie defenseman...Ranked 2nd among all NHL rookies with 5 game-winning goals...Registered 2, 5-game point streaks during the regular season...Ranked 2nd among Lightning defensemen for points... Skated in 17 Stanley Cup Playoff games, posting 2 goals and 5 points to go along with 12 penalty minutes...Scored 1st career playoff goal in Game 5 versus New Jersey...**2016-17:** Played in 4 games with the Montreal Canadiens...Made NHL debut on 10/13 at Buffalo...Spent majority of the season with the Windsor Spitfires, appearing in 50 games, posting 10 goals and 43 points to go along with 71 penalty minutes...Posted a goal and 3 points in 7 postseason games...Helped Windsor capture their 3rd Memorial Cup...Recorded a goal and 4 points in 4 Memorial Cup games...Named to the CHL Memorial Cup All-Star Team...Named to the OHL Second All-Star Team...Also skated in 7 games for Russia at the World Jr. Championships, posting a goal and helping his team win the Bronze Medal...**2015-16:** Skated in 67 games with Windsor, recording 17 goals and 57 points to go along with 56 penalty minutes...Ranked 3rd in the OHL for rookie defensemen scoring...Won the Max Kaminsky Trophy as the OHL's most outstanding defenseman...Also appeared in 5 OHL playoff games, notching 2 goals and 5 points...Named to the OHL First All-Star Team...Played in the CHL Top Prospects Game.

CAREER STATISTICS

| SEASON | TEAM | LEAGUE | REGULAR SEASON | | | | | | | PLAYOFFS | | | | |
|------------|-----------|---------|----------------|----|----|----|-----|-----|--|----------|---|---|----|-----|
| | | | GP | G | A | TP | +/- | PIM | | GP | G | A | TP | PIM |
| 2015-16 | WINDSOR | OHL | 67 | 17 | 40 | 57 | - | 56 | | 5 | 2 | 3 | 5 | 8 |
| | RUSSIA | WJC-U18 | 5 | 0 | 0 | 0 | - | 8 | | - | - | - | - | - |
| 2016-17 | MONTREAL | NHL | 4 | 0 | 0 | 0 | 1 | 0 | | - | - | - | - | - |
| | WINDSOR | OHL | 50 | 10 | 33 | 43 | - | 71 | | 7 | 1 | 2 | 3 | 10 |
| | RUSSIA | WJC-U20 | 7 | 1 | 0 | 1 | - | 4 | | - | - | - | - | - |
| 2017-18 | TAMPA BAY | NHL | 79 | 9 | 31 | 40 | 11 | 38 | | 17 | 2 | 3 | 5 | 12 |
| 2018-19 | TAMPA BAY | NHL | 75 | 6 | 26 | 32 | 12 | 28 | | 4 | 1 | 1 | 2 | 0 |
| | RUSSIA | WC | 10 | 1 | 6 | 7 | - | 0 | | - | - | - | - | - |
| NHL TOTALS | | | 158 | 15 | 57 | 72 | 24 | 66 | | 21 | 3 | 4 | 7 | 12 |

HIGHLIGHTS

GOALS:

Game: 2 (10/19/17 at CBJ)
Season: 9 (2017-18)
Multi-Goal Games: 1
In 2018-19: None
Hat Tricks: None
Streak: 3 (10/19/17-10/24/17, 4g)
In 2018-19: None

ASSISTS:

Game: 2 (7x, Last: 3/30/19 vs. WSH)
Season: 31 (2017-18)
Streak: 3 (3x, Last: 3/25/19-4/1/19, 1g, 5a)
In 2018-19: 3 (3/25/19-4/1/19, 1g, 5a)

POINTS:

Game: 2 (13x, Last: 4/1/19 at OTT)
Season: 40 (2017-18)
Multi-Point Games: 13
In 2018-19: 6
Streak: 5 (2x, Last: 11/25/17-12/5/17, 1g, 4a)
In 2018-19: 3 (3/25/19-4/1/19, 1g, 5a)

SHOOTOUT STATISTICS:

Career: 0/1 (0.0%)
In 2018-19: 0/0 (0.0%)

MOST PIM IN A GAME:

4 (6x, Last: 3/20/19 at WSH)

MOST SHOTS IN A GAME:

6 (4/1/19 at OTT)

NHL AND LIGHTNING FIRSTS

GAME: NHL – 10/13/16 at BUF
Lightning – 10/6/17 vs. FLA

GOAL: NHL – 10/19/17 at CBJ (Bobrovsky)
Lightning – 10/19/17 at CBJ (Bobrovsky)

ASSIST: NHL – 10/6/17 vs. FLA
Lightning – 10/6/17 vs. FLA

TRANSACTIONS

Traded by Montreal to Tampa Bay in exchange for forward Jonathan Drouin on 6/15/17...Signed a 3-year, entry level contract by the Canadiens on 7/1/2016...Drafted by Montreal in the 1st round, 9th overall, at the 2016 NHL Draft.





SHATTENKIRK VS. THE NHL

| | GP | G | A | P | PIM |
|-----|----|---|----|----|-----|
| ANA | 20 | 1 | 8 | 9 | 6 |
| ARI | 24 | 3 | 12 | 15 | 18 |
| BOS | 15 | 3 | 6 | 9 | 6 |
| BUF | 14 | 1 | 7 | 8 | 8 |
| CGY | 26 | 4 | 14 | 18 | 14 |
| CAR | 16 | 0 | 4 | 4 | 6 |
| CHI | 38 | 1 | 14 | 15 | 12 |
| COL | 28 | 5 | 17 | 22 | 14 |
| CBJ | 30 | 5 | 16 | 21 | 18 |
| DAL | 30 | 4 | 21 | 25 | 23 |
| DET | 26 | 4 | 13 | 17 | 14 |
| EDM | 23 | 4 | 8 | 12 | 10 |
| FLA | 14 | 2 | 2 | 4 | 8 |
| LAK | 23 | 2 | 7 | 9 | 21 |
| MIN | 30 | 4 | 14 | 18 | 37 |
| MTL | 14 | 0 | 6 | 6 | 26 |
| NSH | 35 | 2 | 11 | 13 | 16 |
| NJD | 17 | 1 | 5 | 6 | 14 |
| NYI | 15 | 4 | 12 | 16 | 8 |
| NYR | 12 | 2 | 3 | 5 | 4 |
| OTT | 15 | 2 | 7 | 9 | 2 |
| PHI | 12 | 2 | 4 | 6 | 4 |
| PIT | 16 | 2 | 8 | 10 | 16 |
| SJS | 23 | 5 | 13 | 18 | 14 |
| STL | 5 | 1 | 2 | 3 | 0 |
| TBL | 13 | 3 | 7 | 10 | 8 |
| TOR | 13 | 3 | 6 | 9 | 6 |
| VAN | 24 | 1 | 13 | 14 | 15 |
| VGK | 3 | 0 | 1 | 1 | 0 |
| WSH | 17 | 1 | 5 | 6 | 6 |
| WPG | 18 | 3 | 8 | 11 | 14 |

KEVIN SHATTENKIRK 22

| | | | |
|----------|---------|----------|---|
| POSITION | Defense | BORN | January 29, 1989 (New Rochelle, New York) |
| HEIGHT | 6-0 | ACQUIRED | Signed as free agent by the Lightning |
| WEIGHT | 203 | | on August 5, 2019 |
| SHOOTS | Right | SEASON | NHL – 10th, Lightning – 1st |

2018-2019 SEASON

Skated in 73 games for the New York Rangers, posting a pair of goals and 28 points to go along with 20 penalty minutes...Ranked tied for 1st among Rangers defensemen for assists with 26 and was 2nd for points...Ranked 8th on the team for average time on ice (18:56) and was 4th for shots on goal with 148.

CAREER

2017-18: Skated in 46 games in 1st season with the Rangers, posting 5 goals and 23 points to go along with 44 penalty minutes...Tied for 7th among NHL defensemen for primary assists with 7...Ranked tied for 9th for power-play points (12)...Tied for team lead for power-play assists (10) at the time of his season-ending injury...Tied career-best with 2-goal game on Nov. 4 at Florida...Skated in 500th career NHL game Oct. 23 vs. San Jose...Notched 300th career NHL point on Oct. 7 at Toronto...**2016-17:** Skated in 80 games, splitting time between Capitals and Blues, posting 13 goals and 56 points...Established career-bests for assists (43), points (56), power-play goals (8) and power-play points (27)...Was 1 of 4 defensemen to record 10 goals and 40 assists during the regular season...Ranked 4th among NHL defensemen for points, was tied for 5th for assists and tied for 9th for goals...Skated in 13 post-season games with Capitals, recording 1 goal and 6 points...Led Washington defensemen for assists, points and power-play points during the playoffs...**2015-16:** Played in 72 games with St. Louis, recording 14 goals and 44 points...Set career high for goals...Ranked tied for 9th in the NHL for power-play assists (20)...Skated in 20 playoff games, posting 2 goals and 11 points...**2014-15:** Played in 56 games for the Blues, notching 8 goals and 44 points to go along with 52 penalty minutes...Averaged 22:34 time on ice, a career-best...Led all NHL defensemen for assists per game (.64)...Participated in 1st NHL All-Star Game...Recorded career-best 4

point game on Jan. 3 at San Jose (1 goal, 3 assists)...**2013-14:** Skated in 81 games with the Blues, tallying 10 goals and 45 points...Registered career-best 5 game-winning goals and shots on goal (188)...Ranked tied for 9th in the NHL for power-play assists (19)...Led St. Louis for power-play points with 26...Recorded career-best 7-game assist streak from Oct. 25-Nov. 7...Also appeared in 6 Winter Olympics games for Team USA, posting 3 assists...**2012-13:** Played in 48 games, posting 5 goals and 23 points...Tied for 2nd on the team for assists (18) and tied for 4th for points...Also skated in 6 Stanley Cup Playoff games, notching 2 assists...**2011-12:** Appeared in 81 games for St. Louis, collecting 9 goals and 43 points...Skated in a career-best 81 games and posted a career-best +20 rating...Played in 9 playoff games, tallying a goal and 2 points...**2010-11:** Skated in 72 games, splitting time between the Blues and Avalanche, collecting 9 goals and 43 points...Led NHL rookies for assists with 34 and tied for 6th for points...Made NHL debut on Nov. 4 vs. Vancouver...Recorded 1st career NHL point/assist on Nov. 12 at Columbus...Registered 1st career NHL goal on Nov. 17 vs. San Jose.

CAREER STATISTICS

| SEASON | TEAM | LEAGUE | REGULAR SEASON | | | | | | | PLAYOFFS | | | | |
|------------|------------|--------|----------------|----|-----|-----|-----|-----|--|----------|---|----|----|-----|
| | | | GP | G | A | TP | +/- | PIM | | GP | G | A | TP | PIM |
| 2009-10 | LAKE ERIE | AHL | 3 | 0 | 2 | 2 | - | 0 | | - | - | - | - | - |
| 2010-11 | COLORADO | NHL | 46 | 7 | 19 | 26 | -11 | 20 | | - | - | - | - | - |
| | ST. LOUIS | NHL | 26 | 2 | 15 | 17 | 7 | 16 | | - | - | - | - | - |
| | LAKE ERIE | AHL | 10 | 0 | 0 | 0 | - | 10 | | - | - | - | - | - |
| | USA | WC | 7 | 1 | 2 | 3 | - | 6 | | - | - | - | - | - |
| 2011-12 | ST. LOUIS | NHL | 81 | 9 | 34 | 43 | 20 | 60 | | 9 | 1 | 1 | 2 | 6 |
| 2012-13 | ST. LOUIS | NHL | 48 | 5 | 18 | 23 | 2 | 20 | | 6 | 0 | 2 | 2 | 6 |
| 2013-14 | ST. LOUIS | NHL | 9 | 2 | 5 | 7 | - | 14 | | - | - | - | - | - |
| | USA | OLY | 6 | 0 | 3 | 3 | - | 0 | | - | - | - | - | - |
| 2014-15 | ST. LOUIS | NHL | 56 | 8 | 36 | 44 | 19 | 52 | | 6 | 0 | 8 | 8 | 2 |
| 2015-16 | ST. LOUIS | NHL | 72 | 14 | 30 | 44 | -14 | 51 | | 20 | 2 | 9 | 11 | 19 |
| 2016-17 | ST. LOUIS | NHL | 61 | 11 | 31 | 42 | -11 | 37 | | - | - | - | - | - |
| | WASHINGTON | NHL | 19 | 2 | 12 | 14 | 4 | 10 | | 13 | 1 | 5 | 6 | 6 |
| 2017-18 | NY RANGERS | NHL | 46 | 5 | 18 | 23 | -14 | 44 | | - | - | - | - | - |
| 2018-19 | NY RANGERS | NHL | 73 | 2 | 26 | 28 | -15 | 20 | | - | - | - | - | - |
| NHL TOTALS | | | 609 | 75 | 274 | 349 | -12 | 368 | | 60 | 5 | 29 | 34 | 41 |

HIGHLIGHTS

GOALS:

Game: 2 (4x, Last: 11/4/17 at FLA)
Season: 14 (2015-16)
Multi-Goal Games: 4
In 2018-19: None
Hat Tricks: None
Streak: 2 (9x, Last: 11/4/17-11/6/17, 3g)
In 2018-19: None

ASSISTS:

Game: 3 (5x, Last: 2/16/17 vs. VAN)
Season: 43 (2016-17)
Streak: 7 (10/25/13-11/7/13, 8a)
In 2018-19: 4 (2/23-3/1, 4a)

POINTS:

Game: 4 (2x, Last: 12/1/16 vs. TBL)
Season: 56 (2016-17)
Multi-Point Games: 67
In 2018-19: 3
Streak: 9 (11/17/10-12/4/10, 4g, 9a)
In 2018-19: 4 (2/23-3/1, 4a)

SHOOTOUT STATISTICS:

Career: 14-36 (39%)
In 2018-19: 5-8 (62.5%)

MOST PIM IN A GAME:

15 (11/29/14 at MIN)

MOST SHOTS IN A GAME:

8 (4x, Last: 3/12/16 at DAL)

NHL AND LIGHTNING FIRSTS

GAME: 11/4/10 vs. VAN

GOAL: 11/17/10 vs. SJS (Niittymaki)

ASSIST: 11/12/10 at CBJ

TRANSACTIONS

Signed by Tampa Bay as a free agent on 8/5/19...Signed as a free agent by the NY Rangers on 7/1/17...Traded to Washington, along with Pheonix Copley, by the St. Louis Blues on 2/27/17 in exchange for Zach Sanford, Brad Malone and a 2017 1st round pick...Acquired by the Blues on 2/19/11 from the Colorado Avalanche along with Chris Stewart in exchange for Erik Johnson, Jay McClement and a 2011 1st round pick...Drafted by Colorado in the 1st round, 14th overall, at the 2007 NHL Draft.





STAMKOS VS. THE NHL

| | GP | G | A | P | PIM |
|-----|----|----|----|----|-----|
| ANA | 12 | 7 | 6 | 13 | 4 |
| ARI | 14 | 6 | 5 | 11 | 8 |
| BOS | 39 | 21 | 10 | 31 | 29 |
| BUF | 39 | 18 | 15 | 33 | 32 |
| CGY | 13 | 8 | 3 | 11 | 0 |
| CAR | 40 | 15 | 20 | 35 | 40 |
| CHI | 15 | 11 | 7 | 18 | 10 |
| COL | 15 | 6 | 6 | 12 | 14 |
| CBJ | 18 | 10 | 9 | 19 | 6 |
| DAL | 13 | 14 | 8 | 22 | 6 |
| DET | 24 | 14 | 8 | 22 | 12 |
| EDM | 13 | 9 | 6 | 15 | 6 |
| FLA | 50 | 31 | 32 | 63 | 30 |
| LAK | 13 | 4 | 10 | 4 | 6 |
| MIN | 15 | 4 | 6 | 10 | 4 |
| MTL | 37 | 18 | 13 | 31 | 27 |
| NSH | 12 | 6 | 5 | 11 | 8 |
| NJD | 34 | 20 | 17 | 37 | 30 |
| NYI | 34 | 14 | 22 | 36 | 10 |
| NYR | 31 | 15 | 16 | 31 | 44 |
| OTT | 38 | 16 | 17 | 33 | 18 |
| PHI | 32 | 23 | 18 | 41 | 24 |
| PIT | 33 | 12 | 23 | 35 | 31 |
| SJS | 15 | 10 | 10 | 20 | 2 |
| STL | 14 | 7 | 5 | 12 | 8 |
| TBL | 0 | 0 | 0 | 0 | 0 |
| TOR | 39 | 19 | 25 | 44 | 30 |
| VAN | 13 | 10 | 8 | 18 | 6 |
| VGK | 4 | 1 | 5 | 6 | 0 |
| WSH | 41 | 16 | 17 | 33 | 18 |
| WPG | 36 | 28 | 21 | 49 | 14 |

STEVEN STAMKOS

| | | | |
|-----------------|--------|-----------------|---|
| POSITION | Center | BORN | February 7, 1990 (Markham, Ontario) |
| HEIGHT | 6-1 | ACQUIRED | Selected in the first round, first overall, |
| WEIGHT | 194 | | at the 2008 NHL Entry Draft |
| SHOOTS | Right | SEASON | NHL – 12th, Lightning – 12th |

2010-2019 SEASON

Played in all 82 games, posting 45 goals and 98 points to go along with 37 penalty minutes...Led the Lightning and ranked 4th in the NHL for goals...Set career-high for points in a season...Became the Lightning's all-time leader for goals (384), passing Vincent Lecavalier, on March 18 versus Arizona...Ranked 2nd in the NHL for power-play goals (19) and 2nd for power-play points (40)...Became the Bolts' all-time leader for hat tricks, scoring his 9th career hat trick on December 10 versus NY Rangers...Scored 10 goals over his last 10 games, including posting goals in each of his last 4 games of the regular season...Notched his 5th 40-goal season and 4th 90-point season...**2019 Playoffs:** Appeared in 4 Stanley Cup Playoff games, posting a goal and 2 points...Ranked tied for 2nd on the Bolts for points.

CAREER

2017-18: Played in 78 games with the Lightning, recording 27 goals and 86 points to go along with 72 penalty minutes...Set career highs for assists (59) and plus/minus (+18)...Set single game career-best March 3 against Philadelphia with a 5-point game (2 goals, 3 assists)...Was named captain of the Atlantic Division for the 2018 NHL All-Star Game...Ranked 12th in the NHL for points and 10th for assists...His 15 power-play goals ranked tied for 3rd in the NHL...Appeared in 17 Stanley Cup Playoff games, posting 7 goals and 16 points to go along with 4 penalty minutes...12 of his 16 points came while on the man-advantage...Notched a team-high 6 power-play goals...Ranked tied for 1st on the team for goals and tied for 2nd for points...Recorded a career playoff best 7 game points streak from Game 3 vs. Boston through Game 4 at Washington...Registered a point in each game of the Lightning's 1st round series versus New Jersey (1 goal, 5 assists)...Missed all but 1 postseason game with an upper body injury...Skated in 1st game of the playoffs in Game 7 at PIT...**2014-15:** Played in 82 games with the Lightning, collecting 43 goals and 72 points to go along with 49 penalty minutes...Ranked 2nd in the NHL for goals and tied teammate Tyler Johnson for 14th in League scoring...Ranked tied for 6th in the League for power play goals with 13...Was 1 of 5 players on the Bolts to skate in all 82 regular season games...Ranked tied for 1st with Tyler Johnson on the team for game-winning goals with 6...Reached the 40-goal plateau for the 4th time in his career...Recorded 8 3-point games during the season...Scored his 250th career NHL goal on 12/9 vs. CBJ, becoming the 10th youngest player to reach that milestone...Finished the season 2 points shy of 500 in his career...Skated in 26 postseason games, notching 7 goals and 18 points to go along with 20 penalty minutes...Ranked tied for 3rd on the team for points and was 5th for goals...Ranked

2nd on the club for shots with 65...Recorded a 5-game point streak (3 goals, 4 assists) from 5/3-12...Notched a 4-game goal streak from Game 2 through Game 5 of the ECF, posting 4 goals and 3 assists during that span...**2013-14:** Skated in 37 games with the Lightning, posting 25 goals and 40 points to go along with 18 penalty minutes...Ranked 1st (tie-Filppula) on the Lightning for goals and 1st for power-play goals with 9...Recorded his sixth and seventh career hat tricks this season (Oct. 10 vs. FLA & March 19 at TOR)...Named the Lightning's 10th captain in team history on March 6...Missed 45 games with a broken right tibia (Nov. 12-March 4)...Announced to Team Canada's roster for the 2014 Winter Olympics but missed due to injury...Nominated for the Masterton Trophy given for perseverance and dedication to the sport, voted by the Professional Hockey Writer's Association...Recorded a season-best eight-game point streak from Oct. 24-Nov. 9 (nine goals, four assists)...Skated in 4 playoff games, posting 2 goals and 4 points to go along with 6 penalty minutes...Recorded 2 goals in Game 1 against Montreal on Apr. 16...Notched a pair of assists in Game 3 versus the Canadiens on Apr. 20...**2012-13:** Played in all 48 games with the Lightning, recording 28 goals and 57 points to go along with 32 penalty minutes...Ranked 2nd in the NHL for goals and points...Recorded 10 power play goals, ranking 2nd in the NHL in that category...Tallied at least a point in 35 of the Lightning's 48 games during the season...Has skated in 326 consecutive games...Recorded the NHL's longest goal streak of the season at 6 games from 2/16 through 2/26...Tallied the 2nd longest (tie) point streak in the league at 10 games, notching 10 goals and 7 assists during that stretch...Set the longest goal streak against the Florida Panthers, surpassing Mario Lemieux, with goals in 8 straight games against that franchise...Registered a career-high plus-5 rating on

4/24 vs. TOR...Recorded his 200th career NHL goal on 3/18 vs. PHI, becoming the 4th youngest player in league history to reach that plateau...Represented Canada at the 2013 IIHF World Championships, skating in 8 games and recording a team-high 7 goals and 12 points...**2011-12:** Played in all 82 games with the Lightning, registering 60 goals and 97 points to go along with 66 penalty minutes...Led the NHL in goals and 2nd in points...Set the NHL single-season record with 5 overtime goals...Won the Maurice "Rocket" Richard Trophy for his 2nd time as NHL's top goal scorer...Finished tied for 1st with 12 game-winning goals, setting a new Lightning record...Set a team record with 36 goals on home ice...Ranked 3rd amongst all NHL forwards with 22:01 average TOI...Reached 300 career points on 2/21 vs. ANA, surpassing Brian Bradley for 5th place on the Lightning's all-time scoring list...Tallied his 50th goal of the season on 3/13 vs. BOS, becoming the 7th player in NHL history to score 50 goals twice before his 23rd birthday...Finished the 2011 as the only NHL player to register at least 40 goals in each of the last 3 calendar years...Recorded 2 hat tricks this season (11/4 vs. CHI and 12/31 vs. CAR)...Notched a season-high 8-game point streak from 11/22 through 12/6, recording 5 goals and 6 assists during that span...Represented the Lightning at the 2012 NHL All-Star game in Ottawa...Named NHL Player of the Month 2nd star for December and 3rd star for February...Named NHL Player of the Week's 1st star for period ending January 2 and 2nd star for period ending April 9...**2010-11:** Was 2nd in the NHL with 45 goals and ranked 5th with 91 points, which were both the 2nd-highest totals of his NHL career...Set an NHL career-high 46 assists...Finished 2nd in the NHL with 17 power-play goals and was 4th among all skaters with 36 power-play points...Set a single-season franchise record with 8 game-winning goals, which also marked a career-high...Led Tampa Bay with 272 shots on goal...Ranked 3rd on the club with 431 faceoffs won...Placed 5th on the team in average ice time with 20:11...Recorded 2 hat tricks...Scored 100th career goal on 12/20, becoming just the 6th player in NHL history to notch 100 goals before age 21...Was the 1st player in team history to record a goal in each of his club's 1st 3 games to open a season...Named NHL's 2nd Star of the Week on 1/24...Became the fastest player in club history to score 40 goals in a season, doing so in only 54 games...Was also the 1st NHL player in 2010-11 to reach the 40-goal plateau...Registered a 4-point game on 4 separate occasions, the 1st of which was a single-game career-high...Registered 26 multi-point games during the regular season, which were the 4th-most among all skaters behind Martin St. Louis (29), Corey Perry (30) and Daniel Sedin (32)...Set a NHL single-season career-high with 74 penalty minutes...Teamed up with Martin St. Louis to record a combined 190 points, which ranked 2nd-most among all NHL teammate pairs behind Henrik and Daniel Sedin...His 45 goals increased his total over the past 2 seasons to 96, which is the most among all NHL skaters in that span...Tied teammate Martin St. Louis for the league lead with 52 points recorded at home...Notched 24 goals on the road, which tied Daniel Sedin for 2nd-most among all NHL players behind only Corey Perry (28)...Made his 1st career NHL All-Star Game appearance...**2011 Playoffs:** Appeared in the postseason for the 1st time in his career...Registered 2g-2a-4p in the ECF...Scored his 1st pair of career postseason goals in Game 5 of the ECF...Placed 5th on the team with 6 goals and was 3rd on the team with 3 power-play goals...Had 2g-0a-2p in the ECF...Ranked 2nd on the team in faceoff percentage with 50.8 among Bolts with at least 150 draws taken...Recorded 2g-5a-7p in the ECF...**2009-10:** Served as alternate captain for 8 games from 3/12 to 3/25...Appeared in all 82 games for the Lightning for the 1st time in his career...Claimed a share of the Rocket Richard Trophy (Sidney Crosby) with his league-leading 51 goals, making the Lightning the only NHL team in history with 2 different Rocket Richard Trophy winners (Vincent Lecavalier)...Ranked 1st in the NHL with 24 power play goals, also a franchise single-

season record...Led the league with 41 power play points...Became the 1st teenager in Lightning history to score 30 or more goals in a single season...Finished 4th among NHL points leaders with 95...Became the 3rd-youngest player in NHL history to score at least 50 goals in a single season...Was the youngest player in NHL history to hold a point streak of 18 games (17-16-33), which was the league's 2nd-longest of the season...Finished the season with at least a goal in 4 consecutive games from 4/6 to 4/11 (5g)...Passed Mario Lemieux's record for most goals in a single season by a former 1st overall draft pick in their sophomore NHL season...Was named the NHL's 1st Star of the Week for the period ending on 2/15...Notched a career-high 7-game goal streak from 2/13 to 3/11 (9g), making him just the 2nd NHL player in the last 4 years to score at least a goal in 7 consecutive contests (Mike Green)...Leads all NHL players with the most goals since 2/17/09 with 67...Moved into 2nd on the franchise all-time list for most goals in a single season with 51...Became the franchise record holder for most points registered at home in a single season with 54...Combined with Martin St. Louis to score 80 goals, which ranked 3rd in the NHL among teammate goal-scoring tandems...**2008-09:** Played in 79 games in his rookie season, recording 23 goals and 46 points...Set a franchise record for goals in a season by a rookie, surpassing Brad Richards who had 21 in 2000-01...Ranked 3rd in the NHL among rookies in goals, 5th in points and tied for 6th in power-play goals with 9...Was 4th on the team in goals, 3rd in points and 2nd in power-play goals...Ranked 8th on the team in hits with 75...Became the 2nd-youngest player in NHL history to score a natural hat trick 2/17 vs. CHI...Was the only Lightning player to record a hat trick in 2008-09...Signed by the Lightning 7/29/08...Was the 3rd player in franchise history to be drafted 1st overall (Vincent Lecavalier, 1998; Roman Hamrlik, 1992)...**Junior Career:** Played in 124 career OHL games with Sarnia, recording 100 goals and 197 points during 2 seasons...Also registered 14 goals and 17 points in 13 career playoff games...In 2007-08 was rated as the consensus top overall pick in the 2008 draft...Played in 61 games with Sarnia, recording 58 goals and 105 points...Ranked 2nd in the OHL in goals and game-winning goals (9), 3rd in power-play goals (23), and was 5th in points and shorthanded goals (5)...He scored 11 goals, including 4 in a single game, in 9 games during the 2008 playoffs...Was named the OHL's Player of the Month for February after recording 13 goals and 22 points in 13 games...Recognized as the best stick-handler and as having the best shot in the OHL coaches' poll...In 2006-07, played in 63 games with Sarnia, recording 42 goals and 92 points...Was runner-up for the OHL's Rookie of the Year award behind Patrick Kane and was awarded the Bobby Smith Trophy as the league's scholastic player of the year...Ranked 3rd in the league in rookie scoring, was tied for 6th overall in power-play goals (22) and tied for 13th in goals...Led Sarnia in goals, points and power-play goals...Before joining Sarnia he recorded 105 goals and 197 points in 67 games with the Markham Waxers AAA midget team in 2005...Was drafted 1st overall in the 2006 OHL Priority Draft...**International Career:** Represented Canada at the 2013 IIHF World Championships, posting 7 goals and 12 points in 8 games...Led Team Canada in goals and points during the tournament...Represented Team Canada at the 2010 IIHF World Championships, recording 2 goals and 3 points in 5 games...Tied for the team lead with 1 game-winning goal...Was tied for 3rd on the club with 19 shots on goal...Skated in 9 games with Canada at the World Championships, recording 7 goals and 11 points...Was tied for the tournament lead in goals, 2nd in plus/minus with a plus-9 rating and tied for 5th in points...Played in 7 games with Team Canada during the 2008 World Junior Championships, recording a goal and 6 points as Canada won the gold medal...Skated in 6 games during the World U-18 Championships, registering 2 goals and 10 points as Canada finished 4th.

CAREER STATISTICS

| REGULAR SEASON | | | | | | | | | | | | | | PLAYOFFS | | | | | |
|----------------|-----------|--------|-----|-----|-----|-----|-----|-----|-----|-----|-----|------|----|----------|----|----|----|-----|---|
| SEASON | TEAM | LEAGUE | GP | G | A | TP | +/- | PIM | PPG | SHG | GWG | S | | GP | G | A | TP | PIM | |
| 2005-06 | MARKHAM | MIDGT. | 67 | 105 | 92 | 197 | - | 87 | - | - | - | - | - | - | - | - | - | - | - |
| 2006-07 | SARNIA | OHL | 63 | 42 | 50 | 92 | - | 56 | - | - | - | - | - | 4 | 3 | 3 | 6 | 0 | - |
| | CANADA | WU-18 | 6 | 2 | 8 | 10 | - | 8 | - | - | - | - | - | - | - | - | - | - | - |
| 2007-08 | SARNIA | OHL | 61 | 58 | 47 | 105 | - | 88 | - | - | - | - | - | 9 | 11 | 0 | 11 | 20 | - |
| | CANADA | WJC-A | 7 | 1 | 5 | 6 | - | 4 | - | - | - | - | - | - | - | - | - | - | - |
| 2008-09 | TAMPA BAY | NHL | 79 | 23 | 23 | 46 | -13 | 39 | 9 | 0 | 1 | 181 | - | - | - | - | - | - | - |
| | CANADA | WC-A | 9 | 7 | 4 | 11 | - | 6 | - | - | - | - | - | - | - | - | - | - | - |
| 2009-10 | TAMPA BAY | NHL | 82 | 51 | 44 | 95 | -2 | 38 | 24 | 1 | 5 | 297 | - | - | - | - | - | - | - |
| | CANADA | WC-A | 5 | 2 | 1 | 3 | - | 10 | 1 | 0 | 1 | 19 | - | - | - | - | - | - | - |
| 2010-11 | TAMPA BAY | NHL | 82 | 45 | 46 | 91 | 3 | 74 | 17 | 0 | 8 | 272 | 18 | 6 | 7 | 13 | 6 | - | - |
| 2011-12 | TAMPA BAY | NHL | 82 | 60 | 37 | 97 | 7 | 66 | 12 | 0 | 12 | 303 | - | - | - | - | - | - | - |
| 2012-13 | TAMPA BAY | NHL | 48 | 29 | 28 | 57 | -4 | 32 | 10 | 0 | 2 | 157 | - | - | - | - | - | - | - |
| | CANADA | WC | 8 | 7 | 5 | 12 | - | 6 | - | - | - | - | - | - | - | - | - | - | - |
| 2013-14 | TAMPA BAY | NHL | 37 | 25 | 15 | 40 | 9 | 18 | 9 | 1 | 5 | 124 | 4 | 2 | 2 | 4 | 6 | - | - |
| 2014-15 | TAMPA BAY | NHL | 82 | 43 | 29 | 72 | 2 | 49 | 13 | 0 | 6 | 268 | 26 | 7 | 11 | 18 | 20 | - | - |
| 2015-16 | TAMPA BAY | NHL | 77 | 36 | 28 | 64 | 3 | 38 | 14 | 1 | 8 | 216 | 1 | 0 | 0 | 0 | 0 | - | - |
| 2016-17 | TAMPA BAY | NHL | 17 | 9 | 11 | 20 | 3 | 14 | 3 | 0 | 1 | 58 | - | - | - | - | - | - | - |
| | CANADA | WCUP | 6 | 1 | 1 | 2 | - | 2 | - | - | - | - | - | - | - | - | - | - | - |
| 2017-18 | TAMPA BAY | NHL | 78 | 27 | 59 | 86 | 18 | 72 | 15 | 0 | 1 | 212 | 17 | 7 | 9 | 16 | 4 | - | - |
| 2018-19 | TAMPA BAY | NHL | 82 | 45 | 53 | 98 | 4 | 37 | 19 | 2 | 6 | 234 | 4 | 1 | 1 | 2 | 2 | - | - |
| NHL TOTALS | | | 746 | 393 | 373 | 766 | 30 | 477 | 145 | 5 | 55 | 2322 | 70 | 23 | 30 | 53 | 38 | - | - |

HIGHLIGHTS

- GOALS:

Game: 3 (12/10/18 vs. NYR)

Season: 60 (2011-12)

Multi-Goal Games: 73

In 2018-19: 8

Hat Tricks: 9

Streak: 7 (2/13-3/11/10, 9g)

In 2018-19: 5 (2x, Last: 3/18-3/25, 6g)
- ASSISTS:

Game: 3 (7 times; Last: 11/21/17 vs. FLA)

Season: 59 (2017-18)

Streak: 6 (2x, Last: 1/10/19-1/19/19, 3g, 7a)

In 2018-19: 6 (1/10-1/19, 3g, 7a)
- POINTS:

Game: 5 (3/3/18 vs. PHI)

Season: 97 (2011-12)

Multi-Point Games: 218

In 2018-19: 28

Streak: 18 (1/19-3/11/10, 17g-16a)

In 2018-19: 7 (2/9-2/19, 5g, 7a)
- SHOOTOUT STATISTICS:

Career: 13/45 (28.8%)

In 2018-19: 2-3 (66.6%)
- MOST PIM IN A GAME:

19 (3/30/18 at NYR)
- MOST SHOTS IN A GAME:

12 (10/13/14 vs. MTL)


NHL AND LIGHTNING FIRSTS

- GAME: 10/4/08 vs. NYR
- GOAL: 10/30/08 at BUF (Miller)
- ASSIST: 10/28/08 at TOR

TRANSACTIONS

Re-signed by the Lightning to an 8-year contract extension on 6/29/16...Selected by Tampa Bay in the first round, first overall, at the 2008 NHL Entry Draft.





VASILEVSKIY VS. THE NHL

| | GP | W-L-OT | SO | GAA | SV% |
|-----|----|--------|----|------|------|
| ANA | 2 | 2-0-0 | 0 | 1.00 | .969 |
| ARI | 5 | 3-1-0 | 0 | 1.64 | .947 |
| BOS | 7 | 2-4-1 | 1 | 2.71 | .910 |
| BUF | 10 | 8-1-1 | 2 | 1.58 | .944 |
| CGY | 4 | 2-2-0 | 0 | 3.78 | .872 |
| CAR | 6 | 6-0-0 | 0 | 2.17 | .929 |
| CHI | 4 | 4-0-0 | 1 | 1.99 | .941 |
| COL | 2 | 1-1-0 | 1 | 2.54 | .875 |
| CBJ | 8 | 6-2-0 | 3 | 1.74 | .948 |
| DAL | 6 | 5-0-1 | 2 | 1.98 | .938 |
| DET | 8 | 8-0-0 | 0 | 1.92 | .939 |
| EDM | 4 | 3-1-0 | 0 | 3.55 | .887 |
| FLA | 11 | 6-3-1 | 0 | 2.92 | .916 |
| LAK | 6 | 3-2-0 | 0 | 2.79 | .917 |
| MIN | 7 | 3-2-2 | 1 | 2.09 | .932 |
| MTL | 10 | 7-1-2 | 1 | 2.16 | .929 |
| NSH | 5 | 0-3-1 | 0 | 3.30 | .854 |
| NJD | 5 | 2-3-0 | 0 | 2.89 | .904 |
| NYI | 10 | 6-3-0 | 2 | 2.27 | .936 |
| NYR | 5 | 2-1-2 | 0 | 2.35 | .926 |
| OTT | 11 | 6-5-0 | 0 | 3.29 | .896 |
| PHI | 9 | 6-2-0 | 1 | 2.70 | .923 |
| PIT | 8 | 5-3-0 | 0 | 3.77 | .888 |
| SJS | 6 | 3-2-0 | 0 | 2.71 | .915 |
| STL | 7 | 3-1-1 | 1 | 2.09 | .931 |
| TBL | 0 | 0-0-0 | 0 | 0.00 | .000 |
| TOR | 16 | 10-5-1 | 2 | 2.27 | .926 |
| VAN | 7 | 4-2-0 | 0 | 2.20 | .923 |
| VGK | 4 | 1-2-1 | 0 | 2.94 | .910 |
| WSH | 9 | 4-5-0 | 0 | 3.64 | .901 |
| WPG | 6 | 3-2-1 | 0 | 3.61 | .888 |

ANDREI VASILEVSKIY 88

| | | | |
|----------|------------|----------|--|
| POSITION | Goaltender | BORN | July 25, 1994 (Tyumen, Russia) |
| HEIGHT | 6-3 | ACQUIRED | Selected in the first round, 19th overall, |
| WEIGHT | 216 | | at the 2012 NHL Draft |
| CATCHES | Left | SEASON | NHL – 6th, Lightning – 6th |

2018-2019 SEASON

Appeared in 53 games, posting a record of 39-10-4 to go along with a 2.40 goals-against average and .925 save percentage and 6 shutouts...Won the Vezina Trophy...Set career bests for goals-against average and save percentage...Ranked 1st in the NHL for wins, 9th for goals-against average, tied for 6th for save percentage and tied for 4th for shutouts...Became the Lightning's all-time saves leader (5,739) passing Ben Bishop with 13 saves on March 25 vs. Boston...Set Lightning record for saves in a game with 54 on March 20 at Washington...Played in his 2nd All-Star Game...Missed 14 games from November 15 through December 10 with a fractured left foot...Became the Lightning's all-time leader for shutouts....**2019 Playoffs:** Appeared in 4 Stanley Cup Playoff games.

CAREER

2017-18: Appeared in 65 games with the Bolts, posting a record of 44-17-3 to go along with a 2.62 goals-against average and .920 save percentage with 8 shutouts...Set a franchise record for shutouts in a season and moved into 2nd place on the Bolts' all-time wins list...Ranked tied for 1st in the NHL for wins and shutouts...Made his 1st NHL All-Star appearance...Recorded career-best shutout streak (184:49) from December 28 through January 4...Tied franchise best 9-game win streak (in decisions) from October 9-30...Finalist for the Vezina Trophy...Appeared in 17 Stanley Cup Playoff games, posting a record of 11-6 to go along with a 2.58 goals-against average and .918 save percentage...Ranked 3rd for both wins and saves (481) in the NHL...**2016-17:** Appeared in 50 games with the Lightning, posting a record of 23-17-7 to go along with a 2.61 goals-against average and .917 save percentage...Led all Lightning goaltenders for games played, wins, shutouts (2) and save percentage...Recorded consecutive shutouts from 11/14-19...Went 6-1-1 over final 8 games of the regular season...Earned 2nd career assist on 1/24 at CHI...Appeared in 10 games for Team Russia at the 2017 IIHF World Championships, posting a record of 6-2, helping his country to the Bronze Medal...Also named to Team Russia for the World Cup, but did not play...**2015-16:** Appeared in 24 games with the Lightning, compiling a record of 11-10-0 to go along with a 2.76 goals-against average and .910 save percentage...Set career highs for games played, games started (21) and wins...Recorded 2nd career shutout on 1/27 vs. TOR...Missed the 1st 9 games of the regular season after having surgery to remove blood clot on 9/3...Also appeared in 8 postseason games, registering a record of 3-4 to go along with a 2.76 goals-against average and .925 save percentage...Set Lightning record for saves (44) in regulation time in Game 3 of ECF vs. PIT...Became 1st goalie to record 1st 2 career playoff wins in relief effort since Olaf Kolzig (1995-96)...**2014-15:** Played in 16 games for the Lightning,

compiling a record of 7-5-1 to go along with a 2.36 goals-against average and .918 save percentage...Ranked tied for 6th among rookie goalies in the NHL for wins...Made 28 saves for his 1st career NHL shutout on 3/3 vs. BUF...Set a new Lightning rookie franchise record with 45 saves on 12/20 at NYI...Made 23 saves on 24 saves, picking up the win in his NHL debut on 12/16 at PHI...Appeared in 25 games with the Syracuse Crunch, registering a record of 14-6-5 to go along with a 2.45 goals-against average and .917 save percentage...Named CCM/AHL Player of the Week on 12/15, posting a 2-0-0 record with a 0.50 goals-against average and .982 save percentage during the week...Appeared in 4 games with the Bolts during the postseason, compiling a record of 1-1 to go along with a 3.19 goals-against average and .895 save percentage...Made his Stanley Cup Playoffs debut in Game 4 against Montreal in the second round...Started Game 4 of the Stanley Cup Final, making 17 saves on 19 shots...Recorded his 1st career playoff win in Game 2 vs. Chicago in the Final in a relief effort...Became the 1st goalie to win his 1st career playoff game in a relief effort in the Stanley Cup Final since 1928...**2013-14:** Played 28 games for Salavat Yulaev Ufa of the KHL for the 2013-14 season, recording 28 wins and 14 losses... Played 6 games for Russia in the World Junior Championships, registering a 4-2 record... Played in 2 games for Russia in the World Championships, recording 1 win...**2012-13:** Played in 27 games for Tolpar Ufa, recording a 1.93 goals-against average and .930 save percentage...Played in 4 games for Russia at the World Junior Championships, posting a 3-1 record to go along with a 1.81 goals-against average and .950 save percentage...Won the Bronze Medal...**2011-12:** Played in 27 games for Tolpar Ufa, notching a 2.23 goals-against average and .931 save percentage...Appeared in 5 games for Russia at the World Junior Championships, registering a record of 4-1 and helped his country win the Silver Medal.

CAREER STATISTICS

| SEASON | TEAM | LEAGUE | GP | W | L | T | OT | SO | GA | SA | SV% | GAA | GP | W | L | SO | GA | SV% | GAA |
|------------|-------------|--------|-----|-----|-----|---|----|----|-----|-------|------|------|----|----|----|----|----|------|------|
| 2010-11 | TOLPAR UFA | MHL | 14 | - | - | - | - | 0 | - | - | .937 | 1.81 | - | - | - | - | - | - | - |
| 2011-12 | TOLPAR UFA | MHL | 27 | - | - | - | - | - | - | - | .931 | 2.23 | 2 | - | - | - | - | - | 2.23 |
| | RUSSIA | WJC | 5 | 4 | 1 | - | - | 2 | - | - | .953 | 2.01 | - | - | - | - | - | - | - |
| 2012-13 | TOLPAR UFA | MHL | 27 | - | - | - | - | 0 | - | - | .930 | 1.93 | 3 | - | - | - | - | - | 2.85 |
| | SALAVAT UFA | KHL | 8 | 4 | 1 | - | - | 1 | - | - | .924 | 2.22 | - | - | - | - | - | - | - |
| | RUSSIA | WJC | 4 | 3 | 1 | - | - | 1 | - | - | .950 | 1.81 | - | - | - | - | - | - | - |
| 2013-14 | SALAVAT UFA | KHL | 28 | 14 | 8 | - | 5 | 0 | - | - | .923 | 2.21 | 18 | - | - | - | - | - | 1.99 |
| | RUSSIA | WJC | 6 | 4 | 2 | - | - | 0 | - | - | .933 | 1.83 | - | - | - | - | - | - | - |
| | RUSSIA | WC | 2 | 1 | 0 | - | - | 1 | - | - | .985 | 0.50 | - | - | - | - | - | - | - |
| 2014-15 | TAMPA BAY | NHL | 16 | 7 | 5 | - | 1 | 1 | 34 | 415 | .918 | 2.36 | 4 | 1 | 1 | 0 | 6 | .895 | 3.19 |
| | SYRACUSE | AHL | 25 | 14 | 6 | - | 5 | 2 | 60 | 727 | .917 | 2.45 | - | - | - | - | - | - | - |
| 2015-16 | TAMPA BAY | NHL | 24 | 11 | 10 | - | 0 | 1 | 58 | 646 | .910 | 2.76 | 8 | 3 | 4 | 0 | 20 | .925 | 2.76 |
| | SYRACUSE | AHL | 12 | 7 | 4 | - | 1 | 1 | 23 | 331 | .935 | 1.94 | - | - | - | - | - | - | - |
| 2016-17 | TAMPA BAY | NHL | 50 | 23 | 17 | - | 7 | 2 | 123 | 1,480 | .917 | 2.61 | - | - | - | - | - | - | - |
| | RUSSIA | WC | 10 | 6 | 2 | - | - | 3 | 15 | 233 | .935 | 1.72 | - | - | - | - | - | - | - |
| 2017-18 | TAMPA BAY | NHL | 65 | 44 | 17 | - | 3 | 8 | 167 | 2,075 | .920 | 2.60 | 17 | 11 | 6 | 0 | 43 | .918 | 2.58 |
| 2018-19 | TAMPA BAY | NHL | 53 | 39 | 10 | - | 4 | 6 | 128 | 1,713 | .925 | 2.42 | 4 | 0 | 4 | 0 | 15 | .856 | 3.83 |
| | RUSSIA | WC | 9 | - | - | - | - | - | - | - | .946 | 1.60 | - | - | - | - | - | - | - |
| NHL TOTALS | | | 208 | 198 | 124 | - | 15 | 18 | 510 | 6,329 | .919 | 2.55 | 33 | 15 | 15 | 0 | 84 | .912 | 2.83 |

HIGHLIGHTS

| | |
|------------------------------------|--------------------------------|
| LONGEST WINNING STREAK: | 10 (2/9/19-3/5/19) |
| In 2018-19: | 10 (2/9/19-3/5/19) |
| LONGEST SHUTOUT STREAK: | 184:49 (12/28/17-1/14/18) |
| In 2018-19: | 184:34 (2/12-2/18) |
| MOST SHOTS FACED IN A GAME: | 58 (3/20/19 at WSH) |
| MOST SAVES IN A GAME: | 45 (3x, Last: 3/20/19 at WSH) |
| SHUTOUTS: | 18 (last – 2/16/19 vs. MTL) |
| In 2018-19: | 6 |
| SHOOTOUTS: | 45-53 (0.849 SV%, 12-4 record) |
| PENALTY SHOTS: | 2/3 (66.6%) |
| In 2018-19: | 1/1 (100.0%) |

NHL AND LIGHTNING FIRSTS

| | |
|-----------------|-----------------|
| GAME: | 12/16/14 at PHI |
| WIN: | 12/16/14 at PHI |
| SHUTOUT: | 3/3/15 vs. BUF |

TRANSACTIONS

Re-signed an 8-year contract extension with the Bolts on 7/29/19...Signed a 3-year contract extension with the Lightning on 7/1/16...Signed by Tampa Bay to a three-year, entry level contract on 5/6/14.



BE
THE
THUNDER



ALEX BARRE-BOULET

POSITION Forward
SHOOTS Left
HEIGHT 5-9
BORN May 21, 1997 (Montmagny, Quebec)
WEIGHT 172
ACQUIRED Signed as a free agent on February 28, 2018

CAREER

Signed by the Lightning to a three-year entry level contract on March 1, 2018...**2018-19:** Skated in 74 games during his rookie season with the Syracuse Crunch, posting 34 goals and 68 points go along with 18 penalty minutes... Ranked tied for first on the Crunch for goals and second for points...Ranked tied for first in the league for goals and sixth for points...Ranked tied for first in the AHL for power-play goals with 17...Won AHL Rookie of the Year award...Named to the AHL All-Rookie Team, becoming only the second Crunch player to be named to the team...Led all AHL rookies for goals and points...Notched a 12-game scoring streak from Nov. 11 through Dec.12...**2017-18:** Skated in 65 games for Blainville-Boisbriand of the QMJHL, posting 53 goals and 116 points to go along with 67 penalty minutes...Named CHL Player of the Year...Led the QMJHL for points, goals and assists...Named the QMJHL Most Valuable

Player...**2016-17:** Played in 65 games, splitting time between Blainville-Boisbriand and Drummondville, collecting 29 goals and 81 points...Ranked 11th in the QMJHL for points and 10th for assists with 52...Skated in 20 postseason games, notching 14 goals and 31 points to go along with 10 penalty minutes...Ranked first in the QMJHL for goals in the playoffs and was second for points...**2015-16:** Appeared in 65 games for Drummondville, registering 35 goals and 89 points...Ranked tied for first on Drummondville and tied for eighth in the QMJHL for points...Ranked tied for eighth in the QMJHL for assists with 54...Recorded 29 power-play assists, ranking fourth in the league...**2014-15:** Skated in 68 games for Drummondville, posting 23 goals and 51 points to go along with 24 penalty minutes...Ranked fifth among all QMJHL rookies for goals and eighth for points.

CAREER STATISTICS

| SEASON | TEAM | LEAGUE | REGULAR SEASON | | | | | | PLAYOFFS | | | | | |
|---------|-----------------------|--------|----------------|----|----|-----|-----|-----|----------|----|----|----|-----|--|
| | | | GP | G | A | TP | +/- | PIM | GP | G | A | TP | PIM | |
| 2014-15 | DRUMMONDVILLE | QMJHL | 68 | 23 | 28 | 51 | - | 24 | - | - | - | - | - | |
| 2015-16 | DRUMMONDVILLE | QMJHL | 65 | 35 | 54 | 89 | - | 42 | 4 | 1 | 1 | 2 | 8 | |
| 2016-17 | DRUMMONDVILLE | QMJHL | 37 | 17 | 31 | 48 | - | 26 | - | - | - | - | - | |
| | BLAINVILLE-BOISBRIAND | QMJHL | 28 | 12 | 21 | 33 | - | 16 | 20 | 14 | 17 | 31 | 10 | |
| 2017-18 | BLAINVILLE-BOISBRIAND | QMJHL | 65 | 53 | 63 | 116 | - | 67 | 19 | 13 | 14 | 27 | 14 | |
| 2018-19 | SYRACUSE | AHL | 74 | 34 | 34 | 68 | - | 18 | 4 | 1 | 2 | 3 | 0 | |



ROSS COLTON

POSITION Center
SHOOTS Left
HEIGHT 6-0
BORN September 1, 1996 (Robbinsville, New Jersey)
WEIGHT 202
ACQUIRED Selected in the fourth round, 118th overall, at the 2016 NHL Entry Draft.

CAREER

Signed two-year, two-way contract with the Bolts on 6/28/18...**2018-19:** Skated 66 games with the Crunch during his pro season, collecting 14 goals and 31 points to go along with 36 penalty minutes...Ranked 3rd among all Crunch rookies for goals, assists and points...Scored 1st career pro/ AHL goal on 10/27 against Charlotte...Also notched a goal in four Calder Cup Playoff games...Collegiate Career: Skated in 69 career NCAA games with Vermont, posting 28 goals and 50

points...**2017-18:** Played in 36 games for Vermont, recording 16 goals and 23 points...Named to NCAA (Hockey East) Honorable Mention All-Star Team...Led Vermont for goals and points...Ranked 6th in the Hockey East Conference for goals...**2016-17:** Skated in 33 games for Vermont, notching 12 goals and 27 points...Ranked tied for 1st on Vermont for goals and tied for 2nd for points...Named to NCAA (Hockey East) All-Rookie Team.

CAREER STATISTICS

| SEASON | TEAM | LEAGUE | REGULAR SEASON | | | | | | PLAYOFFS | | | | | |
|---------|----------|--------|----------------|----|----|----|-----|-----|----------|---|---|----|-----|--|
| | | | GP | G | A | TP | +/- | PIM | GP | G | A | TP | PIM | |
| 2016-17 | VERMONT | NCAA | 33 | 12 | 15 | 27 | - | 22 | - | - | - | - | - | |
| 2017-18 | VERMONT | NCAA | 36 | 16 | 7 | 23 | - | 47 | - | - | - | - | - | |
| 2018-19 | SYRACUSE | AHL | 66 | 14 | 17 | 31 | - | 36 | 4 | 1 | 0 | 1 | 2 | |





CORY CONACHER

POSITION Left Wing
HEIGHT 5-8
WEIGHT 182
SHOOTS Left
BORN December 14, 1989 (Burlington, Ontario)
ACQUIRED Signed as a free agent on February 28, 2018

CAREER

Re-signed by Tampa Bay to a one-year contract for the 2019-20 season on Oct. 17, 2018...Re-signed by Tampa Bay to a 2-year contract on 7/1/2017...Signed by the Lightning as a free agent on 7/13/16...Signed with Bern SC on 7/1/15...Signed as a free agent with the NY Islanders on 7/1/14...Claimed off waivers by the Buffalo Sabres on 3/5/14...Traded to Ottawa along with a 2013 4th round pick in exchange for Ben Bishop on 4/3/13...Signed by Tampa Bay as a free agent on 7/5/11...**2018-19:** Skated in 1 game with the Bolts, posting 2 penalty minutes...Also appeared in 70 games with Syracuse, registering 22 goals and 64 points to go along with 95 penalty minutes...Ranked 2nd on the Crunch for assists with 42 and third for points...Ranked tied for 9th in the AHL for assists and tied for 12th in the league for points...Set a career high for assists and shorthanded goals (2)...**2017-18:** Appeared in 36 games with the Lightning, posting 8 goals and 12 points to go along with 24 penalty minutes...His 8 goals were the most since the 2012-13 season...2 of 8 goals were game-winners...Recorded a goal on 1st career penalty shot attempt on 2/3 at Vancouver...Also appeared in 18 games with the Crunch, recording 7 goals and 15 points...**2018 Playoffs:** Appeared in 2 Stanley Cup Playoff games, posting 10 penalty minutes...**2016-17:** Skated in 11 games with the Lightning, recording a goal and 4 points...He also skated in 56 games with the Syracuse Crunch, notching 17 goals and 60 points...Conacher ranked 8th in the AHL for assists and tied for 8th for points...He was tied for the team lead for points, 2nd for assists and 3rd for goals...Played in 22 games in helping the Crunch to the Calder Cup Finals...He paced Syracuse with 12 goals, 4 power-play goals and 28 points...**2015-16:** Skated in 48 games with Bern SC, collecting a team-best 22 goals and 52 points in his 1st season with the club...Registered 5 goals and 9 points in 14 playoff contests, helping Bern win the National League A title...Played for Team Canada at the Spengler Cup and helped them capture the title while also being named to the tournament's all-star team...**2014-15:** Skated in 15 games with the NY Islanders, posting a goal and 3 points to go along with 14 penalty minutes...Appeared in 48 AHL games, splitting time between Bridgeport and Utica, collecting 12 goals and 39 points...Skated in 23 Calder Cup playoff games, tallying 5 goals and 8 points...**2013-14:** Skated in 79 NHL games, splitting time between Ottawa and Buffalo, registering 7 goals and 26 points...Posted 4 goals and 20 points to go along with a +8 rating while with Ottawa...Claimed off waivers by Buffalo on 3/5...Registered 3 goals and 6 points in 19 games with the Sabres...**2012-13:** Played in 47

NHL games, splitting time between Tampa Bay and Ottawa, collecting 11 goals and 29 points...Recorded 9 goals and 24 points while with the Lightning in 35 games...In his 1st 6 games of the season, posted 5 goals and 12 points...Traded to Ottawa in exchange for Ben Bishop on 4/3...Skated in 12 games with the Senators, posting 2 goals and 5 points...Appeared in 8 playoff games with the Senators, recording 3 goals...**2011-12:** Played in 75 games with Norfolk, collecting 39 goals and 80 points to go along with 114 penalty minutes...Led the AHL in goals, ranked 2nd in points and tied for 2nd in power-play goals with 14...Became the 4th rookie in league history to be named the winner of the Les Cunningham Award as the AHL's most valuable player...Named to the AHL All-Rookie Team and won the Dudley "Red" Garrett Memorial Award given annually to the league's most outstanding rookie...Winner of the AHL's President Award, given annually to a player in recognition of his outstanding accomplishments in the past year...Represented the Admirals at the 2012 AHL All-Star Classic in Atlantic City, NJ...Won the Calder Cup, recording two goals and 15 points in 18 games during the playoffs...Ranked 1st in the AHL during the playoffs with 13 assists and 3rd in points...**2010-11:** Played in 37 games at Canisius College, collecting 23 goals and 42 points to go along with 54 penalty minutes...Led the club in goals, points and penalty minutes...Set a career high in goals...Named to the Second All-Team Atlantic Hockey...Skated in two games with the Rochester Americans (AHL), registering a goal and two penalty minutes...Played in three games with the Cincinnati Cyclones (ECHL), tallying 5 goals and 8 points...Appeared in five games with the Milwaukee Admirals (AHL), registering three goals and 5 points...Played in seven Calder Cup playoff games with the Admirals, recording an assist and 6 penalty minutes...**2009-10:** Played in 35 games with Canisius College, collecting 20 goals and 53 points...Led the team in goals and points...Set a career-high in assists (33) and points (53)...Earned First-Team Atlantic Hockey honors and was named Atlantic Hockey Player of the Year...**2008-09:** Skated in 37 games with Canisius College, posting 12 goals and 35 points...Ranked 2nd on the team in points and 4th in goals...**2007-08:** Played in 20 games with Canisius College, notching seven goals and 17 points...**College Career:** Skated in 129 career games with Canisius College, posting 147 points, 62 goals and 12 game-winning tallies...Owns single-season records in goals (23 - 2010-11), assists (33 - 2009-10) and points (53 - 2009-10).

CAREER STATISTICS

| SEASON | TEAM | REGULAR SEASON | | | | | | | | PLAYOFFS | | | | | |
|------------|--------------|----------------|-----|----|----|----|-----|-----|--|----------|----|----|----|-----|--|
| | | LEAGUE | GP | G | A | TP | +/- | PIM | | GP | G | A | TP | PIM | |
| 2010-11 | ROCHESTER | AHL | 2 | 1 | 0 | 1 | - | 2 | | - | - | - | - | - | |
| | CINCINNATI | ECHL | 3 | 5 | 2 | 7 | - | 0 | | - | - | - | - | - | |
| | MILWAUKEE | AHL | 5 | 3 | 2 | 5 | - | 2 | | 7 | 0 | 1 | 1 | 6 | |
| 2011-12 | NORFOLK | AHL | 75 | 39 | 41 | 80 | - | 114 | | 18 | 2 | 13 | 15 | 28 | |
| 2012-13 | TAMPA BAY | NHL | 35 | 9 | 15 | 24 | -3 | 16 | | - | - | - | - | - | |
| | OTTAWA | NHL | 12 | 2 | 3 | 5 | 6 | 4 | | 8 | 3 | 0 | 3 | 31 | |
| | SYRACUSE | AHL | 36 | 12 | 16 | 28 | - | 56 | | - | - | - | - | - | |
| 2013-14 | OTTAWA | NHL | 60 | 4 | 16 | 20 | 8 | 34 | | - | - | - | - | - | |
| | BUFFALO | NHL | 19 | 3 | 3 | 6 | -7 | 16 | | - | - | - | - | - | |
| | NY ISLANDERS | NHL | 15 | 1 | 2 | 3 | -3 | 14 | | - | - | - | - | - | |
| 2014-15 | BRIDGEPORT | AHL | 28 | 5 | 18 | 23 | - | 30 | | - | - | - | - | - | |
| | UTICA | AHL | 20 | 7 | 9 | 16 | - | 22 | | 23 | 5 | 3 | 8 | 28 | |
| | BERN SC | SWISS | 48 | 22 | 30 | 52 | - | 68 | | 14 | 5 | 4 | 9 | 20 | |
| 2015-16 | TAMPA BAY | NHL | 11 | 1 | 3 | 4 | 0 | 4 | | - | - | - | - | - | |
| | SYRACUSE | AHL | 56 | 17 | 43 | 60 | - | 113 | | 22 | 12 | 16 | 28 | 27 | |
| 2017-18 | TAMPA BAY | NHL | 36 | 8 | 4 | 12 | 0 | 24 | | 2 | 0 | 0 | 0 | 10 | |
| | SYRACUSE | AHL | 18 | 7 | 8 | 15 | - | 36 | | - | - | - | - | - | |
| 2018-19 | TAMPA BAY | NHL | 1 | 0 | 0 | 0 | 0 | 2 | | - | - | - | - | - | |
| | SYRACUSE | AHL | 70 | 22 | 42 | 64 | - | 95 | | 4 | 1 | 2 | 3 | 6 | |
| NHL TOTALS | | | 189 | 28 | 46 | 74 | 1 | 114 | | 10 | 3 | 0 | 3 | 41 | |



MIKE CONDON

POSITION Goaltender
HEIGHT 6-2
WEIGHT 196
CATCHES Left
BORN April 27, 1990 (Holliston, Massachusetts)
ACQUIRED Trade from Ottawa on July 30, 2019

CAREER

2018-19: Appeared in two games with the Ottawa Senators...Missed majority of the season with a hip injury...Appeared in one game for the Belleville Senators of the American Hockey League...**2017-18:** Appeared in 31 regular season games and two playoff games with the Ottawa Senators...Posted a record of 5-17-5 with a .902 save percentage...**2016-17:** Spilt the season between the Pittsburgh Penguins and Ottawa Senators...Recorded a .914 save percentage and a 2.50 goals-against average with an 19-14-6 record in 40 games with Ottawa...Recorded five shutouts with Ottawa...**2015-16:**

Appeared in 55 games with the Montreal Canadiens posting a 21-25-6 record with a 2.71 goals-against average and .903 save percentage...**2014-15:** Played 48 games with the Hamilton Bulldogs (AHL)...Registered a .921 save percentage, a 2.44 goals-against average and 23-19-6 record...**2013-14:** Spilt time between the Wheeling Nailers (ECHL) and Hamilton Bulldogs (AHL)...Played 48 games with the Bulldogs posting a record of 23-19-6...**2012-13:** Registered a record of 3-0-0 to go along with a 2.39 goals-against average and .919 save percentage in 5 games with Houston Aeros (AHL)...

CAREER STATISTICS

| SEASON | TEAM | LEAGUE | REGULAR SEASON | | | | | | | | | | | PLAYOFFS | | | | | |
|------------|------------|--------|----------------|----|----|---|----|----|-----|----|------|------|----|----------|---|----|------|------|-----|
| | | | GP | W | L | T | OT | SO | GA | SA | SV% | GAA | GP | W | L | SO | GA | SV% | GAA |
| 2012-13 | ONTARIO | ECHL | 4 | 3 | 1 | - | - | 1 | 6 | - | .943 | 1.48 | - | - | - | - | - | - | - |
| | HOUSTON | AHL | 5 | 3 | 0 | - | - | 0 | 9 | - | .919 | 2.39 | - | - | - | - | - | - | |
| 2013-14 | HAMILTON | AHL | 3 | 1 | 1 | - | - | 0 | 6 | - | .909 | 2.48 | - | - | - | - | - | - | |
| | WHEELING | ECHL | 39 | 23 | 12 | - | - | 6 | 84 | - | .931 | 2.18 | - | - | - | - | - | - | |
| 2014-15 | HAMILTON | AHL | 48 | 23 | 19 | - | - | 4 | 116 | - | .911 | 2.44 | - | - | - | - | - | - | |
| 2015-16 | MONTREAL | NHL | 55 | 21 | 25 | 6 | - | 1 | 141 | - | .903 | 2.71 | - | - | - | - | - | - | |
| 2016-17 | PITTSBURGH | NHL | 1 | - | - | - | - | 0 | 0 | - | 1.00 | 0.00 | - | - | - | - | - | - | |
| | OTTAWA | NHL | 40 | 19 | 14 | 6 | - | 5 | 96 | - | .914 | 2.50 | - | - | - | - | - | - | |
| 2017-18 | OTTAWA | NHL | 31 | 5 | 17 | 5 | - | 0 | 88 | - | .902 | 3.25 | 2 | - | - | - | .875 | 3.92 | |
| 2018-19 | OTTAWA | NHL | 2 | - | 2 | - | - | 0 | 8 | - | .800 | 6.38 | - | - | - | - | - | - | |
| | BELLEVILLE | AHL | 1 | 1 | 0 | - | - | 0 | 6 | - | .739 | 6.01 | - | - | - | - | - | - | |
| NHL TOTALS | | | 129 | 45 | 58 | - | - | 6 | 333 | - | .905 | 2.80 | - | - | - | - | - | - | |





LOUIS DOMINGUE

POSITION Goaltender
CATCHES Right
HEIGHT 6-3
BORN March 6, 1992 (St. Hyacinthe, Quebec)
WEIGHT 210
ACQUIRED Trade from Arizona on November 14, 2017


CAREER

2018-19: Appeared in 26 games for the Lightning, posting a record of 21-5-0 to go along with a 2.88 goals-against average and .908 save percentage...Set Lightning record for consecutive wins with 11 from November 29 through February 19...Set career high for wins...Posted wins in 13 of last 14 starts during the regular season...Started 11 consecutive games from November 13 through December 3...**2017-18:** Appeared in 19 games, splitting the year between the Arizona Coyotes and Lightning, registering a record of 7-9-1...Went 7-3-1 with the Bolts in 12 appearances...Acquired by the Lightning on November 14 from the Coyotes in exchange for Tye McGinn and Michael Leighton...Also played in 18 games with the Syracuse Crunch, going 13-5-0 to go along with a 2.17 goals-against average and .919 save percentage...**2018 Playoffs:** Appeared in 1 Stanley Cup Playoff game...Made Stanley Cup Playoff debut in Game 1 of the ECF versus Washington, making 7 saves on 7 shots in a relief effort...**2016-17:** Recorded a .908 save percentage and a 3.08 goals-against average with an 11-15-1 record in 31 games (26 starts) with Arizona...Posted a 3-0 record with a .933 save percentage in shutouts...Made 39 saves in win vs. San Jose on 11/1...Made a career-high 45 saves on a career-high 48 shots faced in win vs. Washington on 3/1...Went 6-1-0 with a .940 save percentage in final 8 games and won 5 of his final 6 starts to end the season...**2015-16:** Appeared in 39 games with Arizona, posting a 15-18-5 record with a 2.75 goals-against average and .912 save percentage...Recorded 2 shutouts...His 15 wins were the most by a rookie goaltender in Coyotes history...Posted a 6-3-2 record, .925 save percentage, 2.20 goals-against average and 2 shutouts in January en route to being named NHL's Rookie of the Month...Won 4 straight games from 1/4-12...**2014-15:** Registered a

.911 save percentage, a 2.73 goals-against average and 1-2-1 record with the Coyotes...Made NHL debut at OTT on 1/31, stopping 9 of 11 shots in a relief effort...Made 1st career NHL start on 2/1 at Montreal...Recorded 18 save on 20 shots for 1st career NHL win on 2/1 against the Canadiens...Collected a 2.68 goals-against average and .908 save percentage in 20 appearances with Portland of the AHL...**2013-14:** Spent the majority of the season with Portland...Finished 2nd among Portland goaltenders for games played, minutes and save percentage...Appeared in 7 games with Gwinnett (ECHL), posting a 2.01 goals-against average and .939 save percentage...**2012-13:** Registered a record of 23-9-2 to go along with a 2.69 goals-against average and .904 save percentage in 34 games with Gwinnett...Led Gladiators goaltenders for games played, shutouts, minutes and wins...Ranked tied for 4th in the ECHL for wins...Appeared in 10 ECHL postseason games, posting 6 wins...**2011-12:** Played in 39 games for Quebec of the QMJHL, posting a record of 23-8-4 to go along with a .914 save percentage and 2.61 goals-against average...Led the league for save percentage...Posted 3rd best goals-against average in the QMJHL playoffs (2.65)...**2010-11:** Appeared in career-high 57 games in 3rd QMJHL season, playing with Quebec...Posted a 2.65 goals-against average and .898 save percentage...Helped lead the Remparts to the 3rd best record in the league...Invited to Team Canada's 2012 World Junior Development Camp...**2009-10:** Began the season with Moncton, winning 11 times in 22 games...Traded to Quebec mid-way through the season and posted a 2.54 goals-against average with the Remparts...**2008-09:** Appeared in 12 games for Moncton during rookie QMJHL season, posting 5 wins and a 2.51 goals-against average.

CAREER STATISTICS

| REGULAR SEASON | | | | | | | | | | | | | PLAYOFFS | | | | | |
|----------------|-------------|--------|-----|----|----|---|----|----|-----|------|------|------|----------|----|---|----|----|-------|
| SEASON | TEAM | LEAGUE | GP | W | L | T | OT | SO | GA | SA | SV% | GAA | GP | W | L | SO | GA | SV% |
| 2008-09 | MONCTON | QMJHL | 12 | 5 | 5 | - | 0 | 0 | 26 | - | .924 | 2.51 | - | - | - | - | - | - |
| 2009-10 | MONCTON | QMJHL | 22 | 11 | 9 | - | 0 | 1 | 56 | - | .902 | 2.81 | - | - | - | - | - | - |
| | QUEBEC | QMJHL | 19 | 9 | 8 | - | 0 | 2 | 43 | - | .910 | 2.54 | 9 | 3 | 5 | 0 | 33 | .863 |
| 2010-11 | QUEBEC | QMJHL | 57 | 37 | 15 | - | 0 | 2 | 134 | - | .898 | 2.65 | 18 | 11 | 6 | 1 | 41 | .913 |
| 2011-12 | QUEBEC | QMJHL | 39 | 23 | 12 | - | 0 | 4 | 94 | - | .914 | 2.61 | 11 | 7 | 4 | 0 | 30 | .897 |
| 2012-13 | GWINNETT | ECHL | 34 | 23 | 9 | - | 1 | 3 | 92 | - | .904 | 2.69 | 10 | 6 | 4 | 2 | 23 | .926 |
| | PORTLAND | AHL | 2 | 1 | 0 | - | 0 | 0 | 4 | - | .931 | 2.40 | - | - | - | - | - | - |
| 2013-14 | PORTLAND | AHL | 36 | 9 | 18 | - | 2 | 1 | 108 | - | .890 | 3.63 | - | - | - | - | - | - |
| | GWINNETT | ECHL | 7 | 1 | 3 | - | 0 | 1 | 13 | - | .939 | 2.01 | - | - | - | - | - | - |
| 2014-15 | ARIZONA | NHL | 7 | 1 | 2 | - | 1 | 0 | 14 | 158 | .911 | 2.73 | - | - | - | - | - | - |
| | PORTLAND | AHL | 20 | 11 | 6 | - | 3 | 0 | 50 | - | .908 | 2.68 | 5 | 2 | 2 | 1 | 10 | .925 |
| | GWINNETT | ECHL | 2 | 1 | 1 | - | 0 | 1 | 2 | - | .958 | 1.01 | - | - | - | - | - | - |
| 2015-16 | ARIZONA | NHL | 39 | 15 | 18 | - | 5 | 2 | 101 | 1142 | .912 | 2.75 | - | - | - | - | - | - |
| | SPRINGFIELD | AHL | 13 | 6 | 6 | - | 1 | 1 | 33 | - | .919 | 2.55 | - | - | - | - | - | - |
| 2016-17 | ARIZONA | NHL | 31 | 11 | 15 | - | 1 | 0 | 82 | 888 | .908 | 3.08 | - | - | - | - | - | - |
| 2017-18 | ARIZONA | NHL | 7 | 0 | 6 | - | 0 | 0 | 28 | 194 | .856 | 4.33 | - | - | - | - | - | - |
| | TAMPA BAY | NHL | 12 | 7 | 3 | - | 1 | 0 | 33 | 384 | .914 | 2.89 | 1 | 0 | 0 | 0 | 0 | 1.000 |
| | SYRACUSE | AHL | 18 | 13 | 5 | - | 0 | 2 | 39 | 441 | .919 | 2.17 | - | - | - | - | - | - |
| 2018-19 | TAMPA BAY | NHL | 26 | 21 | 5 | - | 0 | 0 | 75 | 812 | .908 | 2.88 | - | - | - | - | - | - |
| NHL TOTALS | | | 122 | 55 | 49 | - | 8 | 2 | 333 | 3578 | .907 | 2.96 | 1 | 0 | 0 | 0 | 0 | 1.000 |



CAL FOOTE

POSITION Defense
HEIGHT 6-4
WEIGHT 220
SHOOTS Right
BORN December 13, 1998 (Englewood, CO)
ACQUIRED Selected in the first round, 14th overall, at the 2017 NHL Entry Draft

CAREER

Signed 3-year, entry level contract with Tampa Bay on 4/1/18...**2018-19:** Skated 76 games during his 1st full pro/AHL season, collecting 10 goals and 31 points to go along with 53 penalty minutes...Ranked 5th among all AHL rookie defensemen for goals and 9th for points...Registered a +16 rating, ranking tied for 4th in the AHL among rookie defensemen...Also played in 4 playoff games...**2017-18:** Skated in 6 games with Syracuse, posting a goal and 4 penalty minutes...Notched 1st career pro/AHL goal in AHL debut on 4/6 at Binghamton...Skated in 60 games with the Kelowna Rockets of the WHL, posting 19 goals and 70 points...Led all Rockets defensemen for goals, assists

and points, while also ranking 2nd overall on the team with a +31 rating...Also helped Team Canada capture the Gold Medal at the 2018 World Jr. Championships, posting 3 assists...**2016-17:** Skated in 71 games with the Rockets, notching six goals and 57 points...Ranked 6th among all WHL defensemen for assists with 51...Led Kelowna and ranked 9th in the WHL with a +39 rating...Also appeared in 4 WHL playoff games, posting a goal and 6 points...**2015-16:** Skated in 71 games during his rookie campaign with Kelowna, recording 8 goals and 36 points to go along with 36 penalty minutes...Also appeared in 18 WHL playoff contests, recording a goal and 9 points.

CAREER STATISTICS

| | | REGULAR SEASON | | | | | | | PLAYOFFS | | | | |
|---------|-------------|----------------|----|----|----|----|-----|-----|----------|---|---|----|-----|
| SEASON | TEAM | LEAGUE | GP | G | A | TP | +/- | PIM | GP | G | A | TP | PIM |
| 2015-16 | KELOWNA | WHL | 71 | 8 | 28 | 36 | - | 36 | 18 | 1 | 8 | 9 | 12 |
| 2016-17 | KELOWNA | WHL | 71 | 6 | 51 | 57 | - | 41 | 14 | 1 | 6 | 7 | 24 |
| 2017-18 | KELOWNA | WHL | 60 | 19 | 51 | 70 | - | 46 | 4 | 1 | 5 | 6 | 4 |
| | SYRACUSE | AHL | 6 | 1 | 0 | 1 | - | 4 | 7 | 1 | 1 | 2 | 0 |
| | CANADA U-20 | WJC | 7 | 0 | 3 | 3 | - | 0 | - | - | - | - | - |
| 2018-19 | SYRACUSE | AHL | 76 | 10 | 21 | 31 | - | 53 | 4 | 0 | 0 | 0 | 0 |



CAMERON GAUNCE

POSITION Defense
HEIGHT 6-2
WEIGHT 204
SHOOTS Left
BORN March 19, 1990 (Sudbury, Ontario)
ACQUIRED Signed as a free agent on July 1, 2018

CAREER

Signed by the Bolts to a 1-year contract on 6/14/19...Signed by Tampa Bay as a free agent on 7/1/2018...**2018-19:** Appeared in 2 games with the Bolts, recording a +3 rating and 7 penalty minutes...Made his Lightning debut on 4/1 against Ottawa...Skated in 59 games with the Crunch, notching 10 goals and 46 points...Led all Crunch defensemen for goals, assists and points...Ranked 6th in the AHL among defensemen for assists and tied for 7th for points...**2017-18:** Skated in 67 games with Cleveland, posting 3 goals and 24 points to go along with 60 penalty minutes...Led all Monsters defensemen for assists with 21 and points...Paced the team for penalty minutes...**2016-17:** Skated in 12 games with the Pittsburgh Penguins, recording a goal and 4 points...Set career NHL highs for games played, assists and points...Also appeared in 49 games with Wilkes/Barre-Scranton, registering 2 goals and 13 points to go along with 38 penalty minutes...Skated in 4 Calder Cup Playoff games, posting 1 assist...**2015-16:** Played in 75 games with the Portland Pirates, recording 2 goals and 37 points...Set AHL highs for assists and points...Led all Pirate defensemen for assists and points...Also played in 5 playoff games, posting 4 penalty minutes...**2014-15:** Played in 73 games for the Texas Stars, recording 4 goals and 14 points to go along with 113

penalty minutes...Led the Stars for penalty minutes...**2013-14:** Appeared in 9 games with the Dallas Stars, recording a plus-1 rating and 7 penalty minutes...Skated in 65 games with the Texas Stars, posting 3 goals and 18 points...Helped the Stars win the Calder Cup, recording 4 assists in 18 postseason games...**2012-13:** Split the season between the Lake Erie Monsters and Texas Stars...Appeared in 61 games with Lake Erie, notching a goal and 11 assists...Played in 9 games with Texas, posting a goal and 5 points...**2011-12:** Skated in 75 games with Lake Erie, registering 6 goals and 27 points...Set AHL career high for goals in a season...Ranked 2nd among Monster defensemen for points...**2010-11:** Appeared in 11 games with the Colorado Avalanche during 1st pro season, recording a goal and 16 penalty minutes...Scored 1st career NHL goal on 2/16 vs. Pittsburgh...Also skated in 61 games with the Monsters, tallying 2 goals and 22 points to go along with 84 penalty minutes...**Junior Career:** Skated in 185 career OHL games, all with the Mississauga St. Michael's Majors over 3 seasons, posting 33 goals and 141 points to go along with 321 penalty minutes...During the 2009-10 season, went to the OHL All-Star Game and was named to the OHL Second All-Star Team.

CAREER STATISTICS

| SEASON | TEAM | LEAGUE | REGULAR SEASON | | | | | | PLAYOFFS | | | | | |
|------------|--------------|--------|----------------|----|----|----|-----|-----|----------|---|----|----|-----|--|
| | | | GP | G | A | TP | +/- | PIM | GP | G | A | TP | PIM | |
| 2007-08 | MISSISSAUGA | OHL | 63 | 10 | 30 | 40 | - | 99 | 4 | 0 | 1 | 1 | 6 | |
| 2008-09 | MISSISSAUGA | OHL | 67 | 17 | 47 | 64 | - | 110 | 11 | 4 | 6 | 10 | 20 | |
| 2009-10 | MISSISSAUGA | OHL | 55 | 6 | 31 | 37 | - | 112 | 16 | 0 | 13 | 13 | 34 | |
| 2010-11 | LAKE ERIE | AHL | 61 | 2 | 20 | 22 | - | 84 | -- | - | - | - | - | |
| | COLORADO | NHL | 11 | 1 | 0 | 1 | -3 | 16 | - | - | - | - | - | |
| 2011-12 | LAKE ERIE | AHL | 75 | 6 | 21 | 27 | - | 90 | - | - | - | - | - | |
| 2012-13 | LAKE ERIE | AHL | 61 | 1 | 10 | 11 | - | 98 | - | - | - | - | - | |
| | TEXAS | AHL | 9 | 1 | 4 | 5 | - | 0 | 9 | 0 | 0 | 0 | 0 | |
| 2013-14 | DALLAS | NHL | 9 | 0 | 0 | 0 | 1 | 7 | - | - | - | - | - | |
| | TEXAS | AHL | 65 | 3 | 15 | 18 | - | 73 | 18 | 0 | 4 | 4 | 12 | |
| 2014-15 | TEXAS | AHL | 73 | 4 | 10 | 14 | - | 113 | 3 | 0 | 0 | 0 | 0 | |
| 2015-16 | PORTLAND | AHL | 75 | 2 | 35 | 37 | - | 60 | 5 | 0 | 0 | 0 | 4 | |
| 2016-17 | PITTSBURGH | NHL | 12 | 1 | 3 | 4 | 1 | 13 | - | - | - | - | - | |
| | W/B-SCRANTON | AHL | 49 | 2 | 11 | 13 | - | 38 | 4 | 0 | 1 | 1 | 0 | |
| 2017-18 | CLEVELAND | AHL | 67 | 3 | 21 | 24 | - | 96 | - | - | - | - | - | |
| 2018-19 | TAMPA BAY | NHL | 2 | 0 | 0 | 0 | 3 | 7 | - | - | - | - | - | |
| | SYRACUSE | AHL | 59 | 10 | 36 | 46 | - | 65 | 4 | 0 | 2 | 2 | 2 | |
| NHL TOTALS | | | 34 | 2 | 3 | 5 | 2 | 43 | - | - | - | - | - | |



BORIS KATCHOUK

POSITION Left Wing
HEIGHT 6-2
WEIGHT 204
SHOOTS Left
BORN June 18, 1998 (Waterloo, Ontario)
ACQUIRED Selected in the second round, 44th overall, at the 2016 NHL Entry Draft

CAREER

Signed 3-year entry level contract with Tampa Bay on 4/23/17...Drafted by the Lightning in the second round, 44th overall, at the 2016 NHL Draft...**2018-19:** Skated in 75 games during rookie season with the Crunch, posting 11 goals and 23 points to go along with 58 penalty minutes...Scored 1st career pro/AHL goal on 10/19 at Binghamton...Ranked 4th among Crunch rookies for goals and 5th for points...Also appeared in 4 Calder Cup Playoff games, registering 6 penalty minutes...**Junior Career:** Skated in 199 career OHL games, all with Sault Ste. Marie, posting 101 goals and 202 points...**2017-18:** Skated in 58 games with Greyhounds, posting 42 goals and 85 points...Ranked tied for 1st on the team for goals and 2nd for points...Named an OHL First Team All-Star...Recorded 19 goals and 37 points in 24 OHL playoff games...Led OHL playoffs for both

goals and points...Captured the Gold Medal for Team Canada at the 2018 World Jr. Championships...**2016-17:** Skated in 66 games for Sault Ste. Marie, recording 35 goals and 64 points to go along with 46 penalty minutes...Ranked 2nd on the Greyhounds for goals and 3rd for points...Named OHL Player of the Week on 11/27...Also appeared in 11 postseason games, notching 8 goals and 13 points...**2015-16:** Skated in 63 games with the Greyhounds, notching 24 goals and 51 points...Ranked 4th on the team for both goals and points...Named to the OHL Second All-Rookie Team...Also skated in the CHL Top Prospects Game...Played in 12 OHL playoff games, recording 6 goals and 10 points...**2014-15:** Appeared in 12 games with the Greyhounds, registering a pair of assists.

CAREER STATISTICS

| SEASON | TEAM | LEAGUE | REGULAR SEASON | | | | | | PLAYOFFS | | | | | |
|---------|------------------|--------|----------------|----|----|----|-----|-----|----------|----|----|----|-----|--|
| | | | GP | G | A | TP | +/- | PIM | GP | G | A | TP | PIM | |
| 2014-15 | SAULT STE. MARIE | OHL | 12 | 0 | 2 | 2 | - | 17 | - | - | - | - | - | |
| 2015-16 | SAULT STE. MARIE | OHL | 63 | 24 | 27 | 51 | - | 61 | 12 | 6 | 4 | 10 | 4 | |
| 2016-17 | SAULT STE. MARIE | OHL | 66 | 35 | 29 | 64 | - | 46 | 11 | 8 | 5 | 13 | 12 | |
| 2017-18 | SAULT STE. MARIE | OHL | 58 | 42 | 43 | 85 | - | 30 | 24 | 19 | 18 | 37 | 8 | |
| | CANADA U-20 | WJC | 7 | 3 | 3 | 6 | - | 4 | - | - | - | - | - | |
| 2018-19 | SYRACUSE | AHL | 75 | 11 | 12 | 23 | - | 58 | 4 | 0 | 0 | 0 | 6 | |





SPENCER MARTIN

POSITION Goaltender
CATCHES Left
HEIGHT 6-3
BORN June 8, 1995 (Oakville, Ontario)
WEIGHT 200
ACQUIRED Signed as a free agent by the Lightning on July 1, 2019

CAREER

Signed as a free agent by the Lightning on 7/1/19...Drafted by Colorado in the 3rd round, 63rd overall, at the 2013 NHL Draft...**2018-19:** Appeared in 23 games with the Colorado Eagles of the AHL, posting 9 wins and 3 shutouts...**2017-18:** Played in 34 games with San Antonio, posting 14 wins...Was named AHL Player of the Week for period ending 11/13...**2016-17:** Played in 3 games with the Colorado Avalanche...Made NHL debut on 1/21 at San Jose, stopping 27 shots in a 3-2 overtime

loss...Spent the majority of the season in San Antonio, posting a career-best 19 victories...Was selected to the Pacific Division roster for the 2017 AHL All-Star Classic...**2015-16:** Played in 18 games with San Antonio during first pro/AHL season, collecting 7 victories and a team-high 3 shutouts...Named the AHL Player of the Week on 3/28...Also appeared in 20 games with the Fort Wayne Komets of the ECHL, posting 9 wins.

CAREER STATISTICS

| SEASON | TEAM | LEAGUE | REGULAR SEASON | | | | | | | | | | PLAYOFFS | | | | | | |
|------------|-------------|--------|----------------|----|----|---|----|----|-----|------|------|------|----------|---|---|----|----|------|------|
| | | | GP | W | L | T | OT | SO | GA | SA | SV% | GAA | GP | W | L | SO | GA | SV% | GAA |
| 2015-16 | SAN ANTONIO | AHL | 18 | 7 | 7 | - | 1 | 3 | 40 | 465 | 2.65 | .921 | - | - | - | - | - | - | - |
| | FORT WAYNE | ECHL | 20 | 9 | 9 | - | 1 | 2 | 60 | 432 | 3.23 | .878 | 1 | 0 | 1 | 0 | 5 | 6.87 | .688 |
| 2016-17 | COLORADO | NHL | 3 | 0 | 2 | - | 1 | 0 | 13 | 83 | 4.35 | .865 | - | - | - | - | - | - | - |
| | SAN ANTONIO | AHL | 50 | 19 | 26 | - | 1 | 2 | 136 | 1284 | 2.90 | .904 | - | - | - | - | - | - | - |
| 2017-18 | SAN ANTONIO | AHL | 34 | 14 | 15 | - | 0 | 1 | 96 | 800 | 3.10 | .893 | - | - | - | - | - | - | - |
| 2018-19 | COLORADO | AHL | 23 | 9 | 12 | - | 0 | 3 | 74 | 678 | 3.40 | .902 | - | - | - | - | - | - | - |
| NHL TOTALS | | | 3 | 0 | 2 | - | 1 | 0 | 13 | 83 | 4.35 | .865 | - | - | - | - | - | - | - |



DOMINIK MASIN

POSITION Defense
SHOOTS Left
HEIGHT 6-2
BORN February 1, 1996 (Mestec Kralove, Czech Republic)
WEIGHT 196
ACQUIRED Selected in the second round, 35th overall, at the 2014 NHL Entry Draft

CAREER

Signed a 1-year contract with Tampa Bay on 7/17/19...Signed by the Lightning to a 3-year entry level contract on 10/13/2015...Drafted by the Lightning in the second round, 35th overall, at the 2014 NHL Draft...**2018-19:** Skated in 69 games with the Crunch, posting a pair of goals and 12 points and 72 penalty minutes...Ranked 1st on the Crunch and tied for 2nd in the AHL with a +36 rating...Also appeared in 4 Calder Cup Playoff games...**2017-18:** Played in 72 games with the Crunch, posting 9 goals and 24 points to go along with 79 penalty minutes...Ranked 3rd among Syracuse defensemen for points...Ranked 2nd on the team for penalty minutes...1 of 2 Crunch defensemen to record a shorthanded goal...Set AHL career highs for games played, goals, assists, points and penalty minutes...Also appeared in 7 Calder Cup Playoff games, posting a goal and 3 points...Ranked 2nd on the Crunch for defenseman scoring during the postseason...**2016-17:** Skated in 69 games

with Syracuse during 1st full professional season, posting 3 goals and 6 points to go along with 73 penalty minutes...Led all Crunch rookies for penalty minutes...Recorded 2 assists in 22 Calder Cup playoff games, helping the Crunch reach the Calder Cup Final...**2015-16:** Played in 57 games with the Peterborough Petes of the OHL, recording 8 goals and 40 points...Led all Petes defensemen for goals, assists and points in his 2nd OHL season...Also appeared in 7 OHL postseason games, collecting 3 helpers and 12 penalty minutes...Skated in 4 AHL games with the Syracuse Crunch and was held scoreless...Made pro/AHL debut on 4/9 vs. Toronto Marlies...**2014-15:** Played in 48 games during his rookie OHL season with Peterborough, recording 7 goals and 26 points...Led all Petes defensemen for goals and was 2nd for assists and points...Also appeared in five World Jr. Championship games with the Czech Republic, posting 1 assist.

CAREER STATISTICS

| SEASON | TEAM | LEAGUE | REGULAR SEASON | | | | | | | PLAYOFFS | | | | | |
|---------|--------------------|---------------|----------------|---|----|----|-----|-----|--|----------|---|----|----|-----|--|
| | | | GP | G | A | TP | +/- | PIM | | GP | G | A | TP | PIM | |
| 2012-13 | SLAVIA JR. | CZECH JR. | 25 | 1 | 2 | 3 | - | 36 | | 4 | 0 | 0 | 0 | 8 | |
| | SLAVIA U-18 | CZECH JR. U18 | 12 | 3 | 3 | 6 | - | 93 | | 12 | 2 | 5 | 7 | 10 | |
| 2013-14 | SLAVIA JR. | CZECH JR. | 39 | 2 | 19 | 21 | - | 86 | | 16 | 9 | 14 | 23 | 22 | |
| 2014-15 | PETERBOROUGH | OHL | 48 | 7 | 19 | 26 | - | 111 | | 15 | 7 | 15 | 22 | 22 | |
| | CZECH REPUBLIC U20 | WJC-20 | 5 | 0 | 1 | 1 | - | 2 | | - | - | - | - | - | |
| 2015-16 | PETERBOROUGH | OHL | 57 | 8 | 32 | 40 | - | 50 | | 7 | 0 | 3 | 3 | 12 | |
| | SYRACUSE | AHL | 4 | 0 | 0 | 0 | - | 0 | | - | - | - | - | - | |
| 2016-17 | SYRACUSE | AHL | 69 | 3 | 3 | 6 | - | 73 | | 22 | 0 | 2 | 2 | 16 | |
| 2017-18 | SYRACUSE | AHL | 72 | 9 | 15 | 24 | - | 79 | | 7 | 1 | 2 | 3 | 10 | |
| 2018-19 | SYRACUSE | AHL | 69 | 2 | 10 | 12 | - | 72 | | 4 | 0 | 0 | 0 | 0 | |





CHRIS MUELLER

POSITION Center
SHOOTS Right
HEIGHT 5-10
BORN March 6, 1986 (West Seneca, New York)
WEIGHT 196
ACQUIRED Signed as free agent on July 1, 2019

CAREER

Signed a 1-year, 2-way contract with the Bolts on 7/1/19. **2018-19:** Skated in 60 games with the Toronto Marlies, posting 33 goals and 65 points to go along with 32 penalty minutes...Ranked 1st on the Marlies for goals and 2nd for points...Set career best for goals...Ranked 3rd in the AHL for power-play goals with 16...Named to AHL Second All-Star Team...Skated in 13 Calder Cup games, notching 5 goals and 10 points...Served as an assistant captain for the Marlies. **2017-18:** Played in 73 games with the Marlies, posting 19 goals and 52 points...Led the Marlies for assists with 33...Won the Calder Cup, posting 4 goals and 16 points in 20 Calder Cup Playoff games. **2016-17:** Skated in 68 games with Tucson, recording 19 goals and 67 points...Led the team for points and assists with 48...Ranked 2nd in the AHL for assists. **2015-16:** Played in 63 games with San Diego, registering 20 goals and 57 points...Led the Gulls for goals and was 2nd for points...Ranked tied for 1st on the team for power-play goals with 8...Also notched 4 goals and 11 points in 9 Calder Cup Playoff games. **2014-15:** Skated in 7 games with the NY Rangers, recording 1 goal and 2 points...Spent the majority of the season in Hartford, recording 14 goals and 40

points in 64 games...**2013-14:** Appeared in 9 regular season games and 4 playoff games with the Dallas Stars...Played in 60 games with the Texas Stars, notching 25 goals and 57 points...Ranked 4th on Texas for points...Also skated in 19 Calder Cup Playoff games, posting 6 goals and 11 points...Won his 1st Calder Cup with the Stars. **2012-13:** Played in 18 games with the Nashville Predators, posting 2 goals and 5 points...Set NHL career bests for goals and points...Also skated in 55 games with Milwaukee, notching 18 goals and 36 points. **2011-12:** Played in 4 games with Nashville...Skated in 73 games with the Admirals, posting 32 goals and 60 points to go along with 30 penalty minutes...Led the team for goals and points...Named to 1st AHL All-Star Game. **2010-11:** Played in 15 games with Nashville, recording a career best 3 assists...Skated in 67 games with Milwaukee, recording 24 goals and 50 points...Ranked 1st on the Admirals for goals and points. **2009-10:** Appeared in 67 games with the Admirals, notching 13 goals and 27 points...Also played in 5 games with Cincinnati of the ECHL, potting 4 goals and an assist. **2008-09:** Played 59 games with Lake Erie in 1st full AHL season, posting 5 goals and 16 points.

CAREER STATISTICS

| SEASON | TEAM | LEAGUE | REGULAR SEASON | | | | | | PLAYOFFS | | | | | |
|------------|--------------|--------|----------------|----|----|----|-----|-----|----------|---|----|----|-----|--|
| | | | GP | G | A | TP | +/- | PIM | GP | G | A | TP | PIM | |
| 2007-08 | GRAND RAPIDS | AHL | 2 | 0 | 0 | 0 | - | 0 | - | - | - | - | - | |
| 2008-09 | LAKE ERIE | AHL | 59 | 5 | 11 | 16 | - | 23 | - | - | - | - | - | |
| | JOHNSTOWN | ECHL | 3 | 3 | 3 | 6 | - | 2 | - | - | - | - | - | |
| 2009-10 | MILWAUKEE | AHL | 67 | 13 | 14 | 27 | - | 37 | 7 | 3 | 2 | 5 | 4 | |
| | CINCINNATI | ECHL | 5 | 4 | 1 | 5 | - | 0 | - | - | - | - | - | |
| 2010-11 | NASHVILLE | NHL | 15 | 0 | 3 | 3 | 0 | 2 | - | - | - | - | - | |
| | MILWAUKEE | AHL | 67 | 24 | 26 | 50 | - | 34 | 13 | 4 | 7 | 11 | 13 | |
| 2011-12 | NASHVILLE | NHL | 4 | 0 | 0 | 0 | -1 | 0 | - | - | - | - | - | |
| | MILWAUKEE | AHL | 73 | 32 | 28 | 60 | - | 30 | 3 | 1 | 0 | 1 | 0 | |
| 2012-13 | NASHVILLE | NHL | 18 | 2 | 3 | 5 | -4 | 6 | - | - | - | - | - | |
| | MILWAUKEE | AHL | 55 | 18 | 18 | 36 | - | 35 | 2 | 0 | 0 | 0 | 2 | |
| 2013-14 | DALLAS | NHL | 9 | 0 | 0 | 0 | -2 | 0 | 4 | 0 | 0 | 0 | 2 | |
| | TEXAS | AHL | 60 | 25 | 32 | 57 | - | 29 | 19 | 6 | 5 | 11 | 12 | |
| 2014-15 | NY RANGERS | NHL | 7 | 1 | 1 | 2 | -1 | 0 | - | - | - | - | - | |
| | HARTFORD | AHL | 64 | 14 | 26 | 40 | - | 26 | 15 | 5 | 4 | 9 | 6 | |
| 2015-16 | SAN DIEGO | AHL | 63 | 20 | 37 | 57 | - | 50 | 9 | 4 | 7 | 11 | 6 | |
| 2016-17 | TUCSON | AHL | 68 | 19 | 48 | 67 | - | 48 | - | - | - | - | - | |
| 2017-18 | TORONTO | AHL | 73 | 19 | 33 | 52 | - | 30 | 20 | 4 | 12 | 16 | 6 | |
| 2018-19 | TORONTO | AHL | 60 | 33 | 32 | 65 | - | 32 | 13 | 5 | 5 | 10 | 2 | |
| NHL TOTALS | | | 53 | 3 | 7 | 10 | -8 | 8 | 4 | 0 | 0 | 0 | 2 | |



TAYLOR RADDYSH

POSITION Right Wing
SHOOTS Right
HEIGHT 6-2
BORN February 18, 1998 (Caledon, Ontario)
WEIGHT 209
ACQUIRED Selected in the second round, 58th overall, at the 2016 NHL Entry Draft

CAREER

Signed 3-year entry level contract by the Lightning on 5/15/17...Drafted by Tampa Bay in the 2nd round, 58th overall, at the 2016 NHL Draft. **2018-19:** Skated in 70 games during rookie season with the Crunch, posting 18 goals and 46 points to go along with 34 penalty minutes...Ranked 2nd among rookies on the Crunch for goals, assists and points...Ranked tied for 7th among all AHL rookies for points...Scored 1st career AHL goal in debut on 10/6 at Hershey...Also skated in 4 Calder Cup Playoff games, notching 2 penalty minutes. **2017-18:** Played in 58 OHL games, splitting time between Erie and Sault Ste. Marie, collecting 33 goals and 83 points...Ranked 12th in the OHL for assists and 13th for points...Skated in 24 OHL playoff games, posting 13 goals and 34 points...Ranked 2nd in the OHL playoffs for both points and assists...Won the Gold Medal with Team Canada at the World Jr. Championships, posting 5

points in 7 tournament games. **2016-17:** Played in 58 games with Erie, registering 42 goals and 109 points...Led the OHL for assists and ranked 2nd for points...Skated in 22 OHL playoff games, recording 12 goals and 31 points...Ranked tied for 3rd in the OHL playoffs for points...Also appeared in 5 Memorial Cup games, posting 5 goals and 11 points...Won the Silver Medal with Team Canada at the 2017 World Jr. Championships, recording 5 goals and 6 points in 7 games. **2015-16:** Skated in 67 games with Erie, recording 24 goals and 73 points...Ranked 3rd on the team for assists and points...Also appeared in 12 postseason games, recording 4 goals and 10 points. **2014-15:** Played in 58 games during rookie season with Erie, notching 21 goals and 27 points...Ranked 4th among rookies for goals...Skated in 20 playoff games, registering 3 goals and 6 points.

CAREER STATISTICS

| SEASON | TEAM | LEAGUE | REGULAR SEASON | | | | | | PLAYOFFS | | | | | |
|---------|------------------|--------|----------------|----|----|-----|-----|-----|----------|----|----|----|-----|--|
| | | | GP | G | A | TP | +/- | PIM | GP | G | A | TP | PIM | |
| 2014-15 | ERIE | OHL | 58 | 21 | 6 | 27 | - | 13 | 20 | 3 | 3 | 6 | 8 | |
| 2015-16 | ERIE | OHL | 67 | 24 | 49 | 73 | - | 18 | 12 | 4 | 6 | 10 | 2 | |
| 2016-17 | ERIE | OHL | 58 | 42 | 67 | 109 | - | 37 | 22 | 12 | 19 | 31 | 18 | |
| | CANADA U-20 | WJC | 7 | 5 | 1 | 6 | - | 4 | - | - | - | - | - | |
| 2017-18 | ERIE | OHL | 30 | 15 | 29 | 44 | - | 16 | - | - | - | - | - | |
| | SAULT STE. MARIE | OHL | 28 | 18 | 21 | 39 | - | 14 | 24 | 13 | 21 | 34 | 14 | |
| | CANADA U-20 | WJC | 7 | 2 | 3 | 5 | - | 4 | - | - | - | - | - | |
| 2018-19 | SYRACUSE | AHL | 70 | 18 | 28 | 46 | - | 34 | 4 | 0 | 0 | 0 | 2 | |





GEMEL SMITH

POSITION Center
HEIGHT 5-11
WEIGHT 195
SHOOTS Left
BORN April 16, 1994 (Toronto, Ontario)
ACQUIRED Signed as a free agent on July 8, 2019

CAREER

Signed 1-year, 2-way contract with the Lightning on 7/8/19... Claimed off waivers by the Bruins on 12/6/18...Re-signed by Dallas to a one-year contract on 8/6/18...Drafted by the Dallas Stars in the 4th round, 104th overall, at the 2012 NHL Draft...**2018-19:** Appeared in 17 NHL games, splitting time between Dallas and Boston, posting 2 goals and 3 points... Claimed off waivers by the Bruins on 12/6...Skated in 47 games with Providence of the AHL, notching 16 goals and 40 points to go along with 32 penalty minutes...Ranked 2nd on Providence for points and 3rd for goals...**2017-18:** Skated in 46 games with Dallas, collecting 6 goals and 11 points to

go along with 17 penalty minutes...Set career highs for games played, goals, assists, points and plus/minus...**2016-17:** Skated in 17 games with the Stars in 1st season in the NHL, recording 3 goals and 6 points...Made NHL debut on 10/22 vs. Columbus... Scored 1st career goal on 11/6 at Chicago and finished the game with 2 goals...Also appeared in 53 games with the Texas Stars of the AHL, registering 12 goals and 33 points...**2015-16:** Skated in 65 games with Texas, posting 13 goals and 26 points...Also skated in 4 ECHL games with Idaho, potting 3 points...**2014-15:** Played in 68 games with Texas, collecting 10 goals and 27 points in 1st pro/AHL season.

CAREER STATISTICS

| SEASON | TEAM | LEAGUE | REGULAR SEASON | | | | | | | PLAYOFFS | | | | |
|------------|------------|--------|----------------|----|----|----|-----|-----|--|----------|---|---|----|-----|
| | | | GP | G | A | TP | +/- | PIM | | GP | G | A | TP | PIM |
| 2014-15 | TEXAS | AHL | 68 | 10 | 17 | 27 | - | 38 | | - | - | - | - | - |
| 2015-16 | TEXAS | AHL | 65 | 13 | 13 | 26 | - | 24 | | 3 | 0 | 0 | 0 | 2 |
| | IDAHO | ECHL | 4 | 1 | 2 | 3 | - | 2 | | - | - | - | - | - |
| 2016-17 | TEXAS | AHL | 53 | 12 | 21 | 33 | - | 44 | | - | - | - | - | - |
| | DALLAS | NHL | 17 | 3 | 3 | 6 | -1 | 21 | | - | - | - | - | - |
| 2017-18 | DALLAS | NHL | 46 | 6 | 5 | 11 | 5 | 17 | | - | - | - | - | - |
| 2018-19 | DALLAS | NHL | 14 | 2 | 1 | 3 | -1 | 0 | | - | - | - | - | - |
| | BOSTON | NHL | 3 | 0 | 0 | 0 | -3 | 0 | | - | - | - | - | - |
| | PROVIDENCE | AHL | 47 | 16 | 24 | 40 | - | 32 | | 2 | 0 | 0 | 0 | 0 |
| NHL TOTALS | | | 80 | 11 | 9 | 20 | 0 | 38 | | - | - | - | - | - |



MATTHEW SPENCER

POSITION Defense
HEIGHT 6-2
WEIGHT 203
SHOOTS Right
BORN March 24, 1997 (Guelph, Ontario)
ACQUIRED Selected in the second round, 44th overall, at the 2015 NHL Entry Draft

CAREER


Signed 3-year entry level contract by the Lightning on 4/12/2016...**2018-19:** Skated in 11 games with the Crunch, posting 1 assist and 2 penalty minutes...Spent majority of the season with the Orlando Solar Bears of the ECHL, collecting 2 goals and 15 points in 36 contests...Also skated 9 ECHL playoff games, notching 6 penalty minutes...**2017-18:** Played in 39 games during 1st full pro/AHL season with the Crunch, notching a goal and 5 points to go along with 13 penalty minutes...Recorded 1st career AHL/pro goal on 12/6 against Utica...Skated in 14 games with Adirondack, recording 2 goals and 3 points...Also skated in 15 ECHL Playoff games, posting a goal and 4 points...**2016-17:** Played in 60 games with the Peterborough Petes of the OHL, collecting 7 goals and 29 points to go along with 60 penalty minutes...Ranked 3rd

among all Petes defensemen for goals, assists and points... Also skated in 12 OHL playoff games, recording a goal and 7 points...**2015-16:** Appeared in 60 games with Peterborough, tallying 5 goals and 24 points...Made his AHL/pro debut with the Syracuse Crunch on 4/17 against Lehigh Valley...**2014-15:** Skated in 67 games with the Petes, posting 6 goals and 30 points to go along with 64 penalty minutes...Appeared in 5 playoff games, notching a goal...Also represented Canada at the World Jr. Championship Under-18 tournament, registering 2 assists...**2013-14:** Skated in 64 games with Peterborough, recording a goal and 15 points to go along with 33 penalty minutes...Also appeared in 11 OHL playoff games, registering 4 assists and 19 penalty minutes.

CAREER STATISTICS

| SEASON | TEAM | LEAGUE | REGULAR SEASON | | | | | | | PLAYOFFS | | | | |
|---------|--------------|--------|----------------|---|----|----|-----|-----|--|----------|---|---|----|-----|
| | | | GP | G | A | TP | +/- | PIM | | GP | G | A | TP | PIM |
| 2013-14 | PETERBOROUGH | OHL | 64 | 1 | 14 | 15 | - | 33 | | 11 | 0 | 4 | 4 | 19 |
| 2014-15 | PETERBOROUGH | OHL | 67 | 6 | 24 | 30 | - | 64 | | 5 | 1 | 0 | 1 | 2 |
| | CANADA U18 | WJC-18 | 7 | 0 | 2 | 2 | - | 4 | | - | - | - | - | - |
| 2015-16 | PETERBOROUGH | OHL | 60 | 5 | 19 | 24 | - | 46 | | 7 | 0 | 1 | 1 | 13 |
| | SYRACUSE | AHL | 1 | 0 | 0 | 0 | - | 0 | | - | - | - | - | - |
| 2016-17 | PETERBOROUGH | OHL | 60 | 7 | 22 | 29 | - | 60 | | 12 | 1 | 6 | 7 | 6 |
| 2017-18 | SYRACUSE | AHL | 39 | 1 | 4 | 5 | - | 13 | | - | - | - | - | - |
| | ADIRONDACK | ECHL | 14 | 2 | 1 | 3 | - | 13 | | 15 | 1 | 3 | 4 | 9 |
| 2018-19 | SYRACUSE | AHL | 11 | 0 | 1 | 1 | - | 2 | | - | - | - | - | - |
| | ORLANDO | ECHL | 36 | 2 | 13 | 15 | - | 34 | | 9 | 0 | 0 | 0 | 6 |





OLEG SOSUNOV

POSITION Defense
HEIGHT 6-8
WEIGHT 234
SHOOTS Left
BORN April 13,1998 (Ryazan, Russia)
ACQUIRED Selected in the sixth round, 178th overall, at the 2016 NHL Draft

CAREER

Signed 3-year entry level contract with the Lightning on 7/1/17...Drafted by the Bolts in the 6th round, 178th overall, at the 2016 NHL Draft...**2018-19:** Appeared in 20 games with Syracuse, posting 1 goal and 8 penalty minutes...Made AHL/ pro debut on 10/6 at Hershey...Scored 1st pro/AHL goal on 10/13 versus Charlotte...Also skated in 17 games with Orlando

of the ECHL, recording 1 goal and 5 points...**2017-18:** Skated in 71 games with Moose Jaw of the WHL, registering 7 goals and 26 points...Ranked 5th among Moose Jaw defensemen for points...Also skated in 14 WHL playoff contests, recording 4 penalty minutes.

CAREER STATISTICS

| SEASON | TEAM | LEAGUE | REGULAR SEASON | | | | | | | PLAYOFFS | | | | |
|---------|-----------|--------|----------------|---|----|----|-----|-----|--|----------|---|---|----|-----|
| | | | GP | G | A | TP | +/- | PIM | | GP | G | A | TP | PIM |
| 2017-18 | MOOSE JAW | WHL | 71 | 7 | 19 | 26 | - | 62 | | 14 | 0 | 0 | 0 | 4 |
| 2018-19 | SYRACUSE | AHL | 20 | 1 | 0 | 1 | - | 8 | | - | - | - | - | - |
| | ORLANDO | ECHL | 17 | 1 | 4 | 5 | - | 16 | | - | - | - | - | - |



MITCHELL STEPHENS

POSITION Center
HEIGHT 6-0
WEIGHT 196
SHOOTS Right
BORN February 5, 1997 (Peterborough, Ontario)
ACQUIRED Selected in the second round, 33rd overall, at the 2015 NHL Entry Draft

CAREER

Signed 3-year entry level contract with the Lightning on 4/4/2016...**2018-19:** Appeared in 32 games with Syracuse, posting 11 goals and 24 points to go along with 6 penalty minutes...Scored 3 power-play goals and 1 shorthanded tally...Also played in 4 Calder Cup Playoff games, recording a goal and 2 penalty minutes...**2017-18:** Skated in 70 games during 1st full AHL/pro season, recording 19 goals and 41 points to go along with 24 penalty minutes...Ranked 2nd on the Crunch for goals and was 5th for points...Ranked 3rd among Crunch rookies for points...Also ranked tied for 4th with four power-play goals...Appeared in 7 Calder Cup Playoff games, posting a goal and 6 points... **2016-17:** Played in 51 OHL games, splitting time between the Saginaw Spirit and London Knights, recording 22 goals and 53 points...Named captain of the Spirit at the beginning of the season...Registered 11 goals and 25 points with the Knights...Skated in 14 OHL playoff games for London, posting 7 goals and 10 points...Ranked tied for 2nd on the Knights for playoff goals and 4th for points...Appeared

in 3 playoff games with the Syracuse Crunch, all during the Eastern Conference Final against Providence...Represented Canada at the World Jr. Championships, posting 2 goals and 5 points in 5 games...Helped Canada win the Silver Medal at the tournament...**2015-16:** Skated in 39 games with the Spirit, posting 20 goals and 38 points to go along with 14 penalty minutes...Also notched 2 goals and 3 points in 4 playoff games...Joined the Syracuse Crunch at the end of his OHL season, appearing in 5 games with Syracuse...Made his AHL/ pro debut on 4/8 versus Albany and recorded 1st pro/AHL goal on 4/9 versus Toronto...Represented Team Canada at the World Jr. Championships, appearing in 5 games and notching a goal and 2 points...**2014-15:** Played in 62 games for Saginaw, registering 22 goals and 48 points...Ranked 2nd on the Spirit for goals, assists and points...Was held scoreless in 4 OHL playoff games...**2013-14:** Skated in 57 games with Saginaw during his rookie campaign, notching 9 goals and 21 points...Skated in 5 OHL playoff games, registering a pair of assists.

CAREER STATISTICS

| SEASON | TEAM | LEAGUE | REGULAR SEASON | | | | | | | PLAYOFFS | | | | |
|---------|----------|---------|----------------|----|----|----|-----|-----|--|----------|---|---|----|-----|
| | | | GP | G | A | TP | +/- | PIM | | GP | G | A | TP | PIM |
| 2013-14 | SAGINAW | OHL | 57 | 9 | 12 | 21 | - | 21 | | 5 | 0 | 2 | 2 | 2 |
| 2014-15 | SAGINAW | OHL | 62 | 22 | 26 | 48 | - | 44 | | 4 | 0 | 0 | 0 | 0 |
| 2015-16 | SAGINAW | OHL | 39 | 20 | 18 | 38 | - | 14 | | 4 | 2 | 1 | 3 | 0 |
| | SYRACUSE | AHL | 5 | 1 | 0 | 1 | - | 0 | | - | - | - | - | - |
| | CANADA | WJC-U20 | 5 | 1 | 1 | 2 | - | 2 | | - | - | - | - | - |
| 2016-17 | SAGINAW | OHL | 22 | 11 | 17 | 28 | - | 14 | | - | - | - | - | - |
| | LONDON | OHL | 29 | 11 | 14 | 25 | - | 12 | | 14 | 7 | 3 | 10 | 2 |
| | SYRACUSE | AHL | - | - | - | - | - | - | | 3 | 0 | 0 | 0 | 0 |
| | CANADA | WJC-U20 | 5 | 2 | 3 | 5 | - | 0 | | - | - | - | - | - |
| 2017-18 | SYRACUSE | AHL | 70 | 19 | 22 | 41 | - | 24 | | 7 | 1 | 5 | 6 | 4 |
| 2018-19 | SYRACUSE | AHL | 32 | 11 | 13 | 24 | - | 6 | | 4 | 0 | 1 | 1 | 2 |





BEN THOMAS

POSITION Defense
HEIGHT 6-1
WEIGHT 194
SHOOTS Right
BORN May 28, 1996 (Calgary, Alberta)
ACQUIRED Selected in the fourth round, 119th overall, in the 2014 NHL Entry Draft

CAREER

Signed by Tampa Bay to an entry level contract on 3/22/2016...**2018-19:** Skated in 67 games with Syracuse, recording 2 goals and 16 points...Set career high with a +18 rating...Ranked 5th on the Crunch defense squad for points...Also posted 2 penalty minutes in 4 Calder Cup Playoff games...**2017-18:** Skated in 72 games with Syracuse, tallying 4 goals and 22 points to go along with 58 penalty minutes...Set AHL career highs for games played, goals, points and penalty minutes...**2016-17:** Played in 71 games in his 1st full AHL season with Syracuse, posting 3 goals and 21 points to go along with 30 penalty minutes...Ranked 2nd among Crunch defensemen for assists (18) and points...Also appeared in 22 playoff games, helping the Crunch reach the Calder Cup Final, recording 5 goals and 13 points...**2015-16:** Skated in 74 WHL games, splitting time

between the Calgary Hitmen and Vancouver Giants, notching 8 goals and 28 points...Led all Giant defensemen for goals and ranked 2nd for assists and points...**2014-15:** Skated in 60 games with Calgary, registering 7 goals and 31 points to go along with 28 penalty minutes...Ranked 3rd among Hitmen defensemen for points and tied for 3rd for goals...Also appeared in 17 WHL postseason games, tallying 4 assists and 2 penalty minutes...**2013-14:** Played in 72 games during 1st full season in the WHL with the Hitmen, registering 7 goals and 31 points...Ranked 3rd on Calgary's defense for points...Also played in 6 WHL playoff games, recording 1 goal and 6 points...**2012-13:** Skated in 7 regular season games with the Hitmen and was held scoreless...Also was held scoreless in 1 playoff game.

CAREER STATISTICS

| SEASON | TEAM | LEAGUE | REGULAR SEASON | | | | | | | PLAYOFFS | | | | |
|---------|-----------|--------|----------------|---|----|----|-----|-----|--|----------|---|---|----|-----|
| | | | GP | G | A | TP | +/- | PIM | | GP | G | A | TP | PIM |
| 2012-13 | CALGARY | WHL | 7 | 0 | 0 | 0 | - | 0 | | 1 | 0 | 0 | 0 | 0 |
| 2013-14 | CALGARY | WHL | 72 | 7 | 24 | 31 | - | 39 | | 6 | 1 | 5 | 6 | 13 |
| 2014-15 | CALGARY | WHL | 60 | 7 | 24 | 31 | - | 28 | | 17 | 0 | 4 | 4 | 2 |
| 2015-16 | CALGARY | WHL | 14 | 0 | 3 | 3 | - | 10 | | - | - | - | - | - |
| | VANCOUVER | WHL | 60 | 8 | 17 | 25 | - | 40 | | - | - | - | - | - |
| | SYRACUSE | AHL | 8 | 1 | 3 | 4 | - | 0 | | - | - | - | - | - |
| 2016-17 | SYRACUSE | AHL | 71 | 3 | 18 | 21 | - | 30 | | 22 | 5 | 8 | 13 | 12 |
| 2017-18 | SYRACUSE | AHL | 72 | 4 | 18 | 22 | - | 58 | | 3 | 0 | 0 | 0 | 2 |
| 2018-19 | SYRACUSE | AHL | 67 | 2 | 14 | 16 | - | 24 | | 4 | 0 | 0 | 0 | 2 |



CARTER VERHAEGHE

POSITION Forward
HEIGHT 6-2
WEIGHT 187
SHOOTS Left
BORN August 14, 1995 (Waterdown, Ontario)
ACQUIRED Acquired from the NY Islanders in exchange for Kristers Gudlevskis

CAREER

Re-signed by Tampa Bay to a 1-year contract on 7/5/19... Acquired by the Lightning from the NY Islanders in exchange for Kristers Gudlevskis on 7/1/17...Drafted by the Toronto Maple Leafs in the 3rd round, 82nd overall, at the 2013 NHL Draft...**2018-19:** Played in 76 games with Syracuse, leading the team for points and assists...Led the AHL for goals and points...Was 1 of 2 players to appear in all 76 regular season games (Cal Foote)...Set career highs for goals, assists, points and games played...Also skated in 4 Calder Cup Playoff games, posting a goal and 6 points...Named to 2018-19 AHL First Team All-Star...**2017-18:** Played in 58 games during 1st season with the Crunch, collecting 17 goals and 48 points to go along with 30 penalty minutes...Ranked 2nd on the Crunch for points and was 3rd for both goals and assists...Ranked 2nd on the Crunch for points during the Calder Cup Playoffs...**2016-17:** Skated in 45 games with the Bridgeport Sound Tigers, notching 16 goals and 29 points to go along with 20 penalty minutes... Ranked tied for 3rd on the Sound

Tigers for goals and tied for 5th for power-play goals with 4... Also played in 16 games with the Missouri Mavericks of the ECHL, collecting 12 goals and 32 points. ...**2015-16:** Skated in 30 AHL games with the Sound Tigers, posting 6 goals and 15 points in 1st pro/AHL season...Also skated in 20 ECHL games with Missouri, registering 8 goals and 25 points...Made ECHL playoffs debut, skating in 10 games while notching a pair of goals and 11 points...**2014-15:** Appeared in 68 games with the Niagara IceDogs during final OHL season, recording 33 goals and 82 points...The Niagara captain ranked 1st on the IceDogs for goals and points...**2013-14:** Played in 65 games with the IceDogs, posting 28 goals and 82 points to go along with 60 penalty minutes...Led Niagara for assists and points...**2012-13:** Played in 67 games with Niagara, notching 18 goals and 44 points to go along with 22 penalty minutes...Also skated in 5 OHL playoff games, registering 2 goals and 4 points...**2011-12:** Skated in 62 games with the IceDogs during his 1st season in the OHL, tallying 4 goals and 16 points.

CAREER STATISTICS

| SEASON | TEAM | LEAGUE | REGULAR SEASON | | | | | | | PLAYOFFS | | | | |
|---------|------------|--------|----------------|----|----|----|-----|-----|--|----------|---|---|----|-----|
| | | | GP | G | A | TP | +/- | PIM | | GP | G | A | TP | PIM |
| 2011-12 | NIAGARA | OHL | 62 | 4 | 12 | 16 | - | 10 | | 19 | 1 | 2 | 3 | 2 |
| 2012-13 | NIAGARA | OHL | 67 | 18 | 26 | 44 | - | 22 | | 5 | 2 | 2 | 4 | 6 |
| 2013-14 | NIAGARA | OHL | 65 | 28 | 54 | 82 | - | 60 | | 6 | 2 | 2 | 4 | 6 |
| | TORONTO | AHL | 2 | 0 | 1 | 1 | - | 0 | | - | - | - | - | - |
| 2014-15 | NIAGARA | OHL | 68 | 33 | 49 | 82 | - | 38 | | 11 | 6 | 8 | 14 | 4 |
| 2015-16 | BRIDGEPORT | AHL | 30 | 6 | 9 | 15 | - | 6 | | - | - | - | - | - |
| | MISSOURI | ECHL | 20 | 8 | 17 | 25 | - | 2 | | 10 | 2 | 9 | 11 | 2 |
| 2016-17 | BRIDGEPORT | AHL | 45 | 16 | 13 | 29 | - | 20 | | - | - | - | - | - |
| | MISSOURI | ECHL | 16 | 12 | 20 | 32 | - | 4 | | - | - | - | - | - |
| 2017-18 | SYRACUSE | AHL | 58 | 17 | 31 | 48 | - | 30 | | 7 | 1 | 7 | 8 | 0 |
| 2018-19 | SYRACUSE | AHL | 76 | 34 | 48 | 82 | - | 34 | | 4 | 1 | 5 | 6 | 2 |





ALEXANDER VOLKOV

POSITION Right Wing
SHOOTS Left
HEIGHT 6-1
BORN August 2, 1997 (Moscow, Russia)
WEIGHT 195
ACQUIRED Selected in the second round, 48th overall, at the 2017 NHL Entry Draft

CAREER

Signed by Tampa Bay to 3-year, entry level contract on 6/29/17...**2018-19:** Appeared in 74 games with the Crunch, notching 23 goals and 48 points...Set career highs for assists (25) and points...Ranked 4th on the Crunch for goals and 5th for points...**2017-18:** Skated in 75 games with the Crunch during his 1st pro/AHL season, notching 23 goals and 45 points to go along with 63 penalty minutes...Led the Crunch for goals and ranked 4th for points...Ranked tied for 5th for

rookie goals in the AHL...Played in 7 Calder Cup Playoff games, posting 3 goals and 6 points...Ranked 3rd on Syracuse for playoff points and was 2nd for shots on goal with 21...**2016-17:** Skated in 16 games with SKA-1946, posting 6 goals and 11 points to go along with 12 penalty minutes...Also appeared in 15 games with SKA-Neva, recording 3 goals...**2015-16:** Appeared in 42 games with SKA-1946, tallying 16 goals and 27 points to go along with 34 penalty minutes.

CAREER STATISTICS

| SEASON | TEAM | LEAGUE | REGULAR SEASON | | | | | | | PLAYOFFS | | | | |
|---------|-------------------|--------|----------------|----|----|----|-----|-----|--|----------|---|---|----|-----|
| | | | GP | G | A | TP | +/- | PIM | | GP | G | A | TP | PIM |
| 2014-15 | SKA-1946 ST. PETE | MHL | 54 | 11 | 8 | 19 | - | 36 | | 17 | 1 | 1 | 2 | 4 |
| | RUSSIA U18 | INT. | 4 | 0 | 0 | 0 | - | 2 | | - | - | - | - | - |
| 2015-16 | SKA-1946 ST. PETE | MHL | 42 | 16 | 11 | 27 | - | 34 | | 3 | 0 | 0 | 0 | 0 |
| 2016-17 | SKA-1946 ST. PETE | MHL | 16 | 6 | 5 | 11 | - | 12 | | 4 | 2 | 2 | 4 | 2 |
| | SKA-NEVA ST. PETE | VHL | 15 | 3 | 0 | 3 | - | 4 | | 8 | 1 | 2 | 3 | 6 |
| 2017-18 | SYRACUSE | AHL | 75 | 23 | 22 | 45 | - | 63 | | 7 | 3 | 3 | 6 | 8 |
| 2018-19 | SYRACUSE | AHL | 74 | 23 | 25 | 48 | - | 61 | | 4 | 1 | 0 | 1 | 2 |



DANIEL WALCOTT

POSITION Forward
SHOOTS Left
HEIGHT 5-11
BORN February 19, 1994 (Île Perrot, Quebec)
WEIGHT 176
ACQUIRED Traded from the New York Rangers for a 2015 seventh round draft pick

CAREER

Re-signed by the Bolts to a 1-year contract on 6/19/19... Re-signed by the Lightning on 9/17/15 to a 3-year, 2-way contract...Acquired by the Lightning from the NY Rangers in exchange for a 2015 7th round pick on 6/1/15...Drafted by the NY Rangers in the 5th round, 140th overall, at the 2014 NHL Draft...**2018-19:** Skated in 5 games with the Crunch, posting 10 penalty minutes...Missed majority of the season after suffering a shoulder injury during the preseason...**2017-18:** Skated in 62 games with Syracuse, collecting 5 goals and 16 points...Set AHL career highs for games played, goals, points and penalty minutes...Appeared in 7 Calder Cup Playoff games, recording 1 assist...**2016-17:** Skated in 55 games with the Crunch, posting 4 goals and 15 points to go along with 68 penalty minutes...Ranked 4th among Crunch defensemen for points...Made his Calder Cup playoffs debut, recording 4 assists in 13 games...**2015-16:** Played in 62 games during his rookie season,

posting 2 goals and 13 points to go along with 54 penalty minutes...Recorded 1st career AHL/pro point with an assist on 11/20 at St. John's...Scored his 1st career AHL/pro goal on 12/18 vs. Binghamton...**2014-15:** Made AHL/pro debut on 4/19 vs. Bridgeport...**Junior Career:** Appeared in 121 career QMJHL games over two seasons with Blainville-Boisbriand, collecting 17 goals and 80 points...**2014-15:** Skated in 54 games with Blainville-Boisbriand, posting 7 goals and 41 points to go along with 40 penalty minutes...Ranked 1st on the team among defensemen for goals, assists and points...Ranked 5th on the club with a +20 rating...Also skated in 6 QMJHL postseason games, collecting a goal and 4 points...**2013-14:** Played in 67 games with Blainville-Boisbriand, recording 10 goals and 39 points to go along with 71 penalty minutes...Set career highs for games played, goals and penalty minutes...Ranked 1st among defensemen on his team for goals, assists and points.

CAREER STATISTICS

| SEASON | TEAM | LEAGUE | REGULAR SEASON | | | | | | | PLAYOFFS | | | | |
|---------|----------------------|--------|----------------|----|----|----|-----|-----|--|----------|---|---|----|-----|
| | | | GP | G | A | TP | +/- | PIM | | GP | G | A | TP | PIM |
| 2013-14 | BLAINVILLE-BOISBRAND | QMJHL | 67 | 10 | 29 | 39 | - | 71 | | 19 | 4 | 6 | 10 | 18 |
| 2014-15 | BLAINVILLE-BOISBRAND | QMJHL | 54 | 7 | 34 | 41 | - | 40 | | 6 | 1 | 3 | 4 | 4 |
| | HARTFORD | AHL | 1 | 0 | 0 | 0 | - | 0 | | - | - | - | - | - |
| 2015-16 | SYRACUSE | AHL | 62 | 2 | 11 | 13 | - | 54 | | - | - | - | - | - |
| | GREENVILLE | ECHL | 3 | 0 | 0 | 0 | - | 10 | | - | - | - | - | - |
| 2016-17 | SYRACUSE | AHL | 55 | 4 | 11 | 15 | - | 68 | | 13 | 0 | 4 | 4 | 12 |
| 2017-18 | SYRACUSE | AHL | 62 | 5 | 11 | 16 | - | 70 | | 7 | 0 | 1 | 1 | 10 |
| 2018-19 | SYRACUSE | AHL | 5 | 0 | 0 | 0 | - | 10 | | - | - | - | - | - |





SCOTT WEDGEWOOD

POSITION Goaltender
CATCHES Left
HEIGHT 6-1
BORN November 20,1990 (Holliston, Massachusetts)
WEIGHT 205
ACQUIRED Signed as a free agent by the Lightning on July 1, 2019


CAREER

Signed as a free agent by the Lightning on 7/1/19...Signed as a free agent by Buffalo on 7/1/18...**2018-19:** Appeared in 48 games with the Rochester Americans, posting a record of 28-16-1 to go along with a 2.68 goals-against average and .908 save percentage...Ranked 2nd in the AHL for both wins and shutouts (5)...Set career highs for games played, wins and shutouts...Also played in 3 2019 Calder Cup Playoff games...**2017-18:** Played in 20 games with Arizona, posting 5 wins and 1 shutout...Set a career high with 20 NHL appearances...Earned 2nd career shutout with 27 saves on 12/2 vs. New Jersey...Made a career-high 42 saves on 12/3 at Vegas...**2016-17:** Started the season 5-3-0 with Albany before

a season-ending injury...**2015-16:** Appeared in 4 games with New Jersey, collecting a pair of wins and a 1.25 goals-against average...Earned a win in NHL debut on 3/20 vs. Columbus...Spent majority of the season with Albany, posting a 14-3-3 record and AHL-best for save percentage and goals-against average...**2014-15:** Played in 36 games with Albany, collecting 13...**2013-14:** Appeared in 36 games with Albany, posting 16 wins...Ranked 7th in the AHL for shutouts...**2012-13:** Played in 5 games with Albany, collecting 2 wins...Made AHL debut and picked up the win on 3/9 vs. Springfield...Led all ECHL rookies in games played, minutes (2,741) and saves (1,329) while with Trenton.

CAREER STATISTICS

| SEASON | TEAM | LEAGUE | REGULAR SEASON | | | | | | | | | | PLAYOFFS | | | | | | |
|------------|------------|--------|----------------|----|----|---|----|----|-----|------|------|------|----------|---|---|----|----|------|------|
| | | | GP | W | L | T | OT | SO | GA | SA | SV% | GAA | GP | W | L | SO | GA | SV% | GAA |
| 2012-13 | TRENTON | ECHL | 48 | 20 | 22 | - | 3 | 1 | 147 | 1329 | 3.22 | .900 | - | - | - | - | - | - | - |
| | ALBANY | AHL | 5 | 2 | 0 | - | 0 | 0 | 14 | 109 | 3.47 | .886 | - | - | - | - | - | - | - |
| 2013-14 | ALBANY | AHL | 36 | 16 | 14 | - | 0 | 4 | 79 | 702 | 2.39 | .899 | - | - | - | - | - | - | - |
| 2014-15 | ALBANY | AHL | 36 | 13 | 14 | - | 6 | 2 | 92 | 859 | 2.74 | .903 | - | - | - | - | - | - | - |
| 2015-16 | ALBANY | AHL | 22 | 14 | 3 | - | 3 | 2 | 32 | 447 | 1.55 | .933 | - | - | - | - | - | - | - |
| | NEW JERSEY | NHL | 4 | 2 | 1 | - | 1 | 1 | 5 | 111 | 1.25 | .957 | - | - | - | - | - | - | - |
| | ADIRONDACK | ECHL | 1 | 1 | 0 | - | 0 | 0 | 2 | 39 | 2.00 | .951 | - | - | - | - | - | - | - |
| 2016-17 | ALBANY | AHL | 10 | 5 | 3 | - | 0 | 0 | 20 | 207 | 2.18 | .912 | 11 | 6 | 5 | 0 | 30 | 2.72 | .897 |
| 2017-18 | ARIZONA | NHL | 20 | 5 | 9 | - | 4 | 1 | 63 | 524 | 3.45 | .893 | - | - | - | - | - | - | - |
| | ONTARIO | AHL | 6 | 2 | 1 | - | 1 | 0 | 15 | 136 | 3.21 | .901 | - | - | - | - | - | - | - |
| | BINGHAMTON | AHL | 1 | 1 | 0 | - | 0 | 0 | 1 | 36 | 1.00 | .973 | - | - | - | - | - | - | - |
| 2018-19 | ROCHESTER | AHL | 48 | 28 | 16 | - | 1 | 5 | 121 | 1195 | 2.68 | .908 | 3 | 0 | 3 | 0 | 9 | 3.00 | .862 |
| NHL TOTALS | | | 24 | 7 | 10 | - | 5 | 2 | 68 | 635 | 3.05 | .903 | - | - | - | - | - | - | - |



LUKE WITKOWSKI

POSITION Defense
SHOOTS Right
HEIGHT 6-2
BORN April 14, 1990 (Holland, Michigan)
WEIGHT 213
ACQUIRED Signed as a free agent on July 1, 2019

CAREER

Signed by the Bolts as a free agent on 7/1/19...Signed a 2-year contract with the Detroit Red Wings on 7/1/17...Re-signed by Tampa Bay to a 1-year, 2-way contract on 7/17/15...**2018-19:** Skated in 34 games, collecting 2 assists and 23 penalty minutes...**2017-18:** Appeared in 31 games in 1st season with the Red Wings, collecting 1 goal and 4 points to go along with 68 penalty minutes...Ranked 2nd on the Red Wings for penalty minutes...Scored 1st career NHL goal on 2/17 at Nashville...**2016-17:** Skated in 34 games with the Bolts, posting 4 assists and 39 penalty minutes...Also appeared in 19 games with Syracuse, serving as the captain, posting 5 assists and 59 penalty minutes in 19 games...**2015-16:** Played in 4 games with the Lightning, recording 4 penalty minutes...Skated in 70 games with Syracuse, posting 3 goals and 14 points to go along with 166 penalty minutes...Ranked 1st on the Crunch for penalty minutes...Set AHL career highs for goals, assists and points...**2014-15:** Skated in 16 games with the Lightning during the regular season, posting 15 penalty minutes...Made his NHL debut on 1/20 against Vancouver...Played in 50 games with the

Syracuse Crunch, recording 2 goals and 8 points to go along with 91 penalty minutes...Ranked tied for 7th on the Crunch for penalty minutes...Appeared in 3 Calder Cup playoff games, notching an assist and 4 penalty minutes...**2013-14:** Skated in 76 games with the Crunch, posting 2 goals and 12 points to go along with 204 penalty minutes...Led the Crunch for penalty minutes...Recorded 1st AHL point (assist) on 10/26 vs. Bridgeport...Scored 1st AHL goal on 2/22 at Hershey...**2012-13:** Played in 3 games with Syracuse, recording 4 penalty minutes...Made his AHL debut on 4/6 at Hershey...**Collegiate Career:** Skated in 152 career NCAA games, all with Western Michigan, posting 7 goals and 38 points...**2012-13:** Skated in 38 games with Western Michigan in his senior season, posting 2 goals and 10 points...Served as captain...**2011-12:** Played in 40 games, recording 2 goals and a collegiate-best 13 points...Served as an assistant captain...**2010-11:** Skated in a collegiate-high 42 games, collecting 1 goal and 9 points...**2009-10:** Played in 32 games in his freshman season, tallying 2 goals and 6 points...Recorded a collegiate-high 67 penalty minutes.

CAREER STATISTICS

| SEASON | TEAM | LEAGUE | REGULAR SEASON | | | | | | | PLAYOFFS | | | | |
|------------|-------------|--------|----------------|---|----|----|-----|-----|--|----------|---|---|----|-----|
| | | | GP | G | A | TP | +/- | PIM | | GP | G | A | TP | PIM |
| 2009-10 | W. MICHIGAN | CCHA | 32 | 2 | 4 | 6 | - | 67 | | - | - | - | - | - |
| 2010-11 | W. MICHIGAN | CCHA | 42 | 1 | 8 | 9 | - | 56 | | - | - | - | - | - |
| 2011-12 | W. MICHIGAN | CCHA | 40 | 2 | 11 | 13 | - | 66 | | - | - | - | - | - |
| 2012-13 | W. MICHIGAN | CCHA | 38 | 2 | 8 | 10 | - | 46 | | - | - | - | - | - |
| | SYRACUSE | AHL | 3 | 0 | 0 | 0 | - | 4 | | - | - | - | - | - |
| 2013-14 | SYRACUSE | AHL | 76 | 2 | 10 | 12 | - | 204 | | - | - | - | - | - |
| 2014-15 | TAMPA BAY | NHL | 16 | 0 | 0 | 0 | 0 | 15 | | - | - | - | - | - |
| | SYRACUSE | AHL | 50 | 2 | 6 | 8 | - | 91 | | 3 | 0 | 1 | 1 | 4 |
| 2015-16 | TAMPA BAY | NHL | 4 | 0 | 0 | 0 | 0 | 4 | | - | - | - | - | - |
| | SYRACUSE | AHL | 70 | 3 | 11 | 14 | - | 166 | | - | - | - | - | - |
| 2016-17 | TAMPA BAY | NHL | 34 | 0 | 4 | 4 | -1 | 39 | | - | - | - | - | - |
| | SYRACUSE | AHL | 19 | 0 | 5 | 5 | - | 59 | | - | - | - | - | - |
| 2017-18 | DETROIT | NHL | 31 | 1 | 3 | 4 | -1 | 68 | | - | - | - | - | - |
| 2018-19 | DETROIT | NHL | 34 | 0 | 2 | 2 | -5 | 23 | | - | - | - | - | - |
| NHL TOTALS | | | 119 | 1 | 9 | 10 | -7 | 149 | | - | - | - | - | - |





DENNIS YAN

POSITION Left Wing
SHOOTS Left
HEIGHT 6-2
BORN April 14, 1997 (Portland, Oregon)
WEIGHT 198
ACQUIRED Selected in the third round, 64th overall, at the 2015 NHL Entry Draft

CAREER

Signed by Tampa Bay to a 3-year, entry level contract on 7/1/2016. **2018-19:** Skated in 53 games with the Crunch, notching 11 goals and 22 points to go along with 46 penalty minutes. Set career high with +12 rating. **2017-18:** Skated in 43 games during his rookie campaign with the Crunch, recording 13 goals and 23 points. Ranked 5th on Syracuse for rookie scoring with 13 goals. Four of his 13 goals were game-winners. **2016-17:** Appeared in 3 games with the Crunch, posting 2 penalty minutes. Skated in 64 games with Shawinigan, notching 46 goals and 75 points to go along with 52 penalty minutes. Ranked 1st for goals and tied for 1st for points on Shawinigan. Also played in 6 QMJHL postseason games, tallying 3 goals and 5 points. **2015-16:** Skated in 62 games for Shawinigan, posting 32 goals and 69 points. Ranked 3rd on the Cataractes for goals and was 4th for points. 13 of his 32 goals came on the power-play. Skated in 20 QMJHL playoff games, tallying 10 goals and 15 points to go along with 32 penalty minutes. **2014-15:** Appeared in 59 games during his rookie season, notching 33 goals and 64 points. Ranked 2nd on the team for both goals and points.

CAREER STATISTICS

| SEASON | TEAM | LEAGUE | REGULAR SEASON | | | | | | | PLAYOFFS | | | | |
|---------|------------|--------|----------------|----|----|----|-----|-----|--|----------|----|---|----|-----|
| | | | GP | G | A | TP | +/- | PIM | | GP | G | A | TP | PIM |
| 2014-15 | SHAWINIGAN | QMJHL | 59 | 33 | 31 | 64 | - | 71 | | 7 | 7 | 1 | 8 | 6 |
| 2015-16 | SHAWINIGAN | QMJHL | 62 | 32 | 37 | 69 | - | 86 | | 20 | 10 | 5 | 15 | 32 |
| 2016-17 | SHAWINIGAN | QMJHL | 64 | 46 | 29 | 75 | - | 52 | | 6 | 3 | 2 | 5 | 8 |
| | SYRACUSE | AHL | 3 | 0 | 0 | 0 | - | 2 | | - | - | - | - | - |
| 2017-18 | SYRACUSE | AHL | 43 | 13 | 10 | 23 | - | 20 | | - | - | - | - | - |
| 2018-19 | SYRACUSE | AHL | 53 | 11 | 11 | 22 | - | 46 | | 3 | 0 | 0 | 0 | 0 |





HUGO ALNEFELT

POSITION Goaltender
HEIGHT 6-3
WEIGHT 183
CATCHES Left
BORN June 4, 2001 (Danderyd, Sweden)
ACQUIRED Selected in the third round, 71st overall, at the 2019 NHL Entry Draft

CAREER STATISTICS

| SEASON | TEAM | LEAGUE | REGULAR SEASON | | | | | | | | | | PLAYOFFS | | | | | | | |
|---------|------------|----------|----------------|---|---|---|----|----|----|----|------|------|----------|---|---|----|----|------|------|--|
| | | | GP | W | L | T | OT | SO | GA | SA | SV% | GAA | GP | W | L | SO | GA | SV% | GAA | |
| 2018-19 | HV71 J20 | SUPERLIT | 24 | - | - | - | - | - | - | - | .905 | 2.59 | 3 | - | - | - | - | .894 | 3.09 | |
| | HV71 J18 | J18 ELIT | 2 | - | - | - | - | - | - | - | .942 | 2.01 | - | - | - | - | - | - | - | |
| | SWEDEN U18 | WJC-18 | 5 | - | - | - | - | - | - | - | .921 | 2.75 | - | - | - | - | - | - | - | |



MAXIM CAJKOVIC

POSITION Right Wing
HEIGHT 6-0
WEIGHT 186
SHOOTS Right
BORN January 3, 2001 (Bratislava, Slovakia)
ACQUIRED Selected in the third round, 89th overall, at the 2019 NHL Entry Draft

CAREER STATISTICS

| SEASON | TEAM | LEAGUE | REGULAR SEASON | | | | | | | PLAYOFFS | | | | |
|---------|--------------|----------|----------------|----|----|----|-----|-----|--|----------|---|---|----|-----|
| | | | GP | G | A | TP | +/- | PIM | | GP | G | A | TP | PIM |
| 2017-18 | MALMO J18 | J18 ELIT | 10 | 14 | 3 | 7 | - | 14 | | - | - | - | - | - |
| | MALMO J20 | SUPERLIT | 28 | 10 | 11 | 21 | - | 30 | | - | - | - | - | - |
| | SLOVAKIA U18 | WJC-18 | 5 | 4 | 7 | 11 | - | 6 | | - | - | - | - | - |
| 2018-19 | SAINT JOHN | QMJHL | 60 | 22 | 24 | 46 | - | 40 | | - | - | - | - | - |
| | SLOVAKIA U18 | WJC-18 | 7 | 3 | 4 | 7 | - | 31 | | - | - | - | - | - |



MAGNUS CHRONA

POSITION Goaltender
HEIGHT 6-4
WEIGHT 209
CATCHES Left
BORN August 28, 2000 (Sweden)
ACQUIRED Selected in the fifth round, 152nd overall, at the 2018 NHL Draft

CAREER STATISTICS

| SEASON | TEAM | LEAGUE | REGULAR SEASON | | | | | | | | | | PLAYOFFS | | | | | | | |
|---------|------------|-----------|----------------|---|---|---|----|----|----|----|------|------|----------|---|---|----|----|-----|-----|--|
| | | | GP | W | L | T | OT | SO | GA | SA | SV% | GAA | GP | W | L | SO | GA | SV% | GAA | |
| 2017-18 | NACKA HK | J18 ELITE | 15 | - | - | - | - | - | - | - | .931 | 2.13 | - | - | - | - | - | - | - | |
| | NACKA HK | J18 | 7 | - | - | - | - | - | - | - | .954 | 1.14 | - | - | - | - | - | - | - | |
| 2018-19 | SKELLEFTEA | SWE-SE | 26 | - | - | - | - | - | - | - | .889 | 4.00 | - | - | - | - | - | - | - | |




MAXWELL CROZIER

POSITION Defense
HEIGHT 6-1
WEIGHT 195
SHOOTS Right
BORN April 19, 2000 (Calgary, Alberta)
ACQUIRED Selected in the fourth round, 120th overall, at the 2019 NHL Entry Draft

CAREER STATISTICS

| SEASON | TEAM | LEAGUE | REGULAR SEASON | | | | | | | PLAYOFFS | | | | |
|---------|------------------|--------|----------------|----|----|----|-----|-----|--|----------|---|---|----|-----|
| | | | GP | G | A | TP | +/- | PIM | | GP | G | A | TP | PIM |
| 2017-18 | NANAIMO CLIPPERS | BCHL | 49 | 6 | 23 | 29 | - | 67 | | 6 | 0 | 2 | 2 | 6 |
| 2018-19 | SIOUX FALLS | USHL | 60 | 10 | 33 | 43 | - | 132 | | 12 | 4 | 7 | 11 | 10 |



NOLAN FOOTE

POSITION Left Wing
HEIGHT 6-3
WEIGHT 196
SHOOTS Left
BORN November 29, 2000 (Englewood, Colorado)
ACQUIRED Selected in the first round, 27th overall, at the 2019 NHL Entry Draft

CAREER STATISTICS

| SEASON | TEAM | LEAGUE | REGULAR SEASON | | | | | | | PLAYOFFS | | | | |
|---------|---------|--------|----------------|----|----|----|-----|-----|--|----------|---|---|----|-----|
| | | | GP | G | A | TP | +/- | PIM | | GP | G | A | TP | PIM |
| 2016-17 | KELOWNA | WHL | 52 | 19 | 16 | 35 | - | 25 | | 17 | 2 | 6 | 8 | 4 |
| 2017-18 | KELOWNA | WHL | 50 | 13 | 27 | 40 | - | 31 | | 4 | 1 | 1 | 2 | 4 |
| 2018-19 | KELOWNA | WHL | 66 | 36 | 27 | 63 | - | 62 | | - | - | - | - | - |



GABRIEL FORTIER

POSITION Left Wing
HEIGHT 5-10
WEIGHT 173
SHOOTS Left
BORN February 6, 2000 (Lachine, Quebec)
ACQUIRED Selected in the second round, 59th overall, at the 2018 NHL Entry Draft

CAREER STATISTICS

| SEASON | TEAM | LEAGUE | REGULAR SEASON | | | | | | | PLAYOFFS | | | | |
|---------|-------------|--------|----------------|----|----|----|-----|-----|--|----------|---|---|----|-----|
| | | | GP | G | A | TP | +/- | PIM | | GP | G | A | TP | PIM |
| 2016-17 | BAIE-COMEAU | QMJHL | 25 | 11 | 6 | 17 | - | 4 | | 1 | 0 | 0 | 0 | 0 |
| 2017-18 | BAIE-COMEAU | QMJHL | 66 | 26 | 33 | 59 | - | 59 | | 5 | 3 | 1 | 4 | 0 |
| 2018-19 | BAIE-COMEAU | QMJHL | 68 | 35 | 48 | 83 | - | 27 | | 7 | 1 | 2 | 3 | 6 |
| | SYRACUSE | AHL | 4 | 0 | 0 | 0 | - | 0 | | 1 | 0 | 0 | 0 | 0 |





ALEX GREEN

POSITION Defense
HEIGHT 6-2
WEIGHT 187
SHOOTS Right
BORN June 18, 1998 (Chicago, Illinois)
ACQUIRED Selected in the fourth round, 121st overall, at the 2018 NHL Entry Draft

CAREER STATISTICS

| SEASON | TEAM | LEAGUE | REGULAR SEASON | | | | | | PLAYOFFS | | | | | |
|---------|----------|--------|----------------|---|----|----|-----|-----|----------|---|---|----|-----|--|
| | | | GP | G | A | TP | +/- | PIM | GP | G | A | TP | PIM | |
| 2014-15 | MUSKEGON | USHL | 3 | 0 | 0 | 0 | - | 0 | - | - | - | - | - | |
| 2015-16 | MUSKEGON | USHL | 8 | 0 | 0 | 0 | - | 12 | - | - | - | - | - | |
| | LINCOLN | USHL | 29 | 0 | 2 | 2 | - | 8 | 3 | 0 | 0 | 0 | 0 | |
| 2016-17 | LINCOLN | USHL | 43 | 1 | 14 | 15 | - | 6 | - | - | - | - | - | |
| 2017-18 | CORNELL | NCAA | 29 | 2 | 8 | 10 | - | 23 | - | - | - | - | - | |
| 2018-19 | CORNELL | NCAA | 20 | 1 | 3 | 4 | - | 9 | - | - | - | - | - | |



COLE GUTTMAN

POSITION Center
HEIGHT 5-10
WEIGHT 168
SHOOTS Right
BORN April 6, 1999 (Los Angeles, CA)
ACQUIRED Selected in the sixth round, 180th overall, at the 2017 NHL Entry Draft

CAREER STATISTICS

| SEASON | TEAM | LEAGUE | REGULAR SEASON | | | | | | PLAYOFFS | | | | | |
|---------|-----------------|--------|----------------|----|----|----|-----|-----|----------|---|---|----|-----|--|
| | | | GP | G | A | TP | +/- | PIM | GP | G | A | TP | PIM | |
| 2018-19 | UNIV. OF DENVER | NCAA | 41 | 14 | 12 | 26 | - | 18 | - | - | - | - | - | |



JIMMY HUNTINGTON

POSITION Center
HEIGHT 6-0
WEIGHT 204
SHOOTS Left
BORN November 18, 1998 (Montreal, Quebec)
ACQUIRED Signed as a free agent on March 1, 2019

CAREER STATISTICS

| SEASON | TEAM | LEAGUE | REGULAR SEASON | | | | | | PLAYOFFS | | | | | |
|---------|-----------------|--------|----------------|----|----|----|-----|-----|----------|---|---|----|-----|--|
| | | | GP | G | A | TP | +/- | PIM | GP | G | A | TP | PIM | |
| 2014-15 | ACADIA-BATHURST | QMJHL | 29 | 0 | 2 | 2 | - | 2 | - | - | - | - | - | |
| 2015-16 | VICTORIAVILLE | QMJHL | 63 | 5 | 10 | 15 | - | 38 | 5 | 0 | 0 | 0 | 2 | |
| 2016-17 | VICTORIAVILLE | QMJHL | 64 | 6 | 15 | 21 | - | 31 | 4 | 1 | 0 | 1 | 0 | |
| 2017-18 | VICTORIAVILLE | QMJHL | 68 | 18 | 40 | 58 | - | 42 | 13 | 3 | 7 | 10 | 4 | |
| 2018-19 | RIMOUSKI | QMJHL | 66 | 40 | 52 | 92 | - | 52 | 13 | 7 | 9 | 16 | 6 | |




COLE KOEPKE

POSITION Left Wing
HEIGHT 6-1
WEIGHT 196
SHOOTS Left
BORN May 17, 1998 (Two Harbors, Minnesota)
ACQUIRED Selected in the sixth round, 183rd overall, at the 2018 NHL Draft

CAREER STATISTICS

| SEASON | TEAM | LEAGUE | REGULAR SEASON | | | | | | PLAYOFFS | | | | | |
|---------|------------------|--------|----------------|---|----|----|-----|-----|----------|---|---|----|-----|--|
| | | | GP | G | A | TP | +/- | PIM | GP | G | A | TP | PIM | |
| 2018-19 | MINNESOTA-DULUTH | NCAA | 42 | 7 | 12 | 19 | - | 14 | - | - | - | - | - | |



ALEXEY LIPANOV

POSITION Center
HEIGHT 6-1
WEIGHT 164
SHOOTS Left
BORN August 17, 1999 (Moscow Russia)
ACQUIRED Selected in the third round, 76th overall, at the 2017 NHL Entry Draft

CAREER STATISTICS

| SEASON | TEAM | LEAGUE | REGULAR SEASON | | | | | | PLAYOFFS | | | | | |
|---------|-------------|--------|----------------|----|----|----|-----|-----|----------|---|---|----|-----|--|
| | | | GP | G | A | TP | +/- | PIM | GP | G | A | TP | PIM | |
| 2017-18 | BARRIE | OHL | 35 | 11 | 19 | 30 | - | 10 | - | - | - | - | - | |
| | SUDBURY | OHL | 20 | 3 | 6 | 9 | - | 10 | - | - | - | - | - | |
| | RUSSIA U-20 | WJC | 4 | 0 | 2 | 2 | - | 4 | - | - | - | - | - | |
| 2018-19 | KITCHENER | OHL | 61 | 11 | 19 | 30 | - | 16 | 4 | 0 | 1 | 1 | 0 | |
| | ORLANDO | ECHL | 4 | 1 | 3 | 4 | - | 0 | 4 | 0 | 1 | 1 | 0 | |



RYAN LOHIN

POSITION Center
HEIGHT 6-0
WEIGHT 192
SHOOTS Left
BORN June 26, 1996 (Chester, Pennsylvania)
ACQUIRED Selected in the seventh round, 208th overall, at the 2016 NHL Entry Draft

CAREER STATISTICS

| SEASON | TEAM | LEAGUE | REGULAR SEASON | | | | | | PLAYOFFS | | | | | |
|---------|--------------|--------|----------------|----|----|----|-----|-----|----------|---|---|----|-----|--|
| | | | GP | G | A | TP | +/- | PIM | GP | G | A | TP | PIM | |
| 2016-17 | UMASS-LOWELL | NCAA | 41 | 12 | 17 | 29 | - | 18 | - | - | - | - | - | |
| 2017-18 | UMASS-LOWELL | NCAA | 36 | 9 | 16 | 25 | - | 26 | - | - | - | - | - | |
| 2018-19 | UMASS-LOWELL | NCAA | 33 | 12 | 15 | 27 | - | 12 | - | - | - | - | - | |
| | SYRACUSE | AHL | 3 | 0 | 0 | 0 | - | 2 | - | - | - | - | - | |





KRISTIAN OLDHAM

POSITION Goaltender
CATCHES Left
HEIGHT 6-2
BORN June 25, 1997 (Anchorage, Alaska)
WEIGHT 203
ACQUIRED Selected in the sixth round, 153rd overall, at the 2015 NHL Entry Draft

CAREER STATISTICS

| SEASON | TEAM | LEAGUE | REGULAR SEASON | | | | | | | | | | PLAYOFFS | | | | | | | |
|---------|----------------|--------|----------------|----|----|---|----|----|----|-----|------|------|----------|---|---|----|----|------|------|---|
| | | | GP | W | L | T | OT | SO | GA | SA | SV% | GAA | GP | W | L | SO | GA | SV% | GAA | |
| 2014-15 | OMAHA | USHL | 33 | 17 | 6 | - | 0 | 1 | 77 | 835 | .901 | 3.17 | 3 | 0 | 3 | 0 | 8 | .919 | 2.73 | |
| 2015-16 | OMAHA | USHL | 31 | 12 | 15 | - | 4 | 1 | 82 | 862 | .905 | 2.82 | - | - | - | - | - | - | - | - |
| 2016-17 | NEBRASKA-OMAHA | NCAA | 10 | 5 | 3 | - | 1 | 0 | 32 | 304 | .895 | 3.38 | - | - | - | - | - | - | - | - |
| 2017-18 | NEBRASKA-OMAHA | NCAA | 6 | 1 | 2 | - | 1 | 0 | 19 | 143 | .867 | 4.12 | - | - | - | - | - | - | - | - |
| 2018-19 | | | DID NOT PLAY | | | | | | | | | | | | | | | | | |



NICK PERBIX

POSITION Defense
SHOOTS Right
HEIGHT 6-2
BORN June 15, 1998 (Elk River, MN)
WEIGHT 191
ACQUIRED Selected in the sixth round, 169th overall, at the 2017 NHL Entry Draft

CAREER STATISTICS

| SEASON | TEAM | LEAGUE | REGULAR SEASON | | | | | | PLAYOFFS | | | | | |
|---------|-----------------|--------|----------------|---|----|----|-----|-----|----------|---|---|----|-----|--|
| | | | GP | G | A | TP | +/- | PIM | GP | G | A | TP | PIM | |
| 2018-19 | ST. CLOUD STATE | NCAA | 39 | 5 | 15 | 20 | - | 16 | - | - | - | - | - | |



RADIM SALDA

POSITION Defense
SHOOTS Left
HEIGHT 6-0
BORN February 18, 1999 (Pardubice, Czech Republic)
WEIGHT 185
ACQUIRED Selected in the seventh round, 206th overall, at the 2018 NHL Draft

CAREER STATISTICS

| SEASON | TEAM | LEAGUE | REGULAR SEASON | | | | | | PLAYOFFS | | | | | |
|---------|----------------|--------|----------------|----|----|----|-----|-----|----------|---|---|----|-----|--|
| | | | GP | G | A | TP | +/- | PIM | GP | G | A | TP | PIM | |
| 2017-18 | SAINT JOHN | QMJHL | 62 | 10 | 31 | 41 | - | 78 | - | - | - | - | - | |
| | CZECH REPUBLIC | WJC | 7 | 0 | 0 | 0 | - | 4 | - | - | - | - | - | |
| 2018-19 | RIMOUSKI | QMJHL | 48 | 10 | 20 | 30 | - | 36 | 13 | 2 | 1 | 3 | 16 | |
| | CZECH REPUBLIC | WJC | 3 | 0 | 0 | 0 | - | 0 | - | - | - | - | - | |



QUINN SCHMIEMANN

POSITION Defense
SHOOTS Left
HEIGHT 6-2
BORN July 27, 2001 (Wilcox, Saskatchewan)
WEIGHT 199
ACQUIRED Selected in the sixth round, 182nd overall, at the 2019 NHL Entry Draft

CAREER STATISTICS

| SEASON | TEAM | LEAGUE | REGULAR SEASON | | | | | | | PLAYOFFS | | | | |
|---------|-----------|--------|----------------|---|----|----|-----|-----|--|----------|---|---|----|-----|
| | | | GP | G | A | TP | +/- | PIM | | GP | G | A | TP | PIM |
| 2018-19 | KAMPLOOPS | WHL | 58 | 5 | 23 | 28 | - | 30 | | 6 | 0 | 2 | 2 | 10 |




DMITRY SEMYKIN

POSITION Defense
SHOOTS Right
HEIGHT 6-3
BORN February 24, 2000 (Moscow, Russia)
WEIGHT 201
ACQUIRED Selected in the third round, 90th overall, at the 2018 NHL Draft

CAREER STATISTICS

| SEASON | TEAM | LEAGUE | REGULAR SEASON | | | | | | | PLAYOFFS | | | | |
|---------|----------|--------|----------------|---|----|----|-----|-----|--|----------|---|---|----|-----|
| | | | GP | G | A | TP | +/- | PIM | | GP | G | A | TP | PIM |
| 2017-18 | KAPITAN | MHL | 41 | 8 | 7 | 15 | - | 118 | | - | - | - | - | - |
| 2018-19 | SKA-1946 | MHL | 38 | 5 | 11 | 16 | - | 75 | | 5 | 0 | 0 | 0 | 27 |
| | SKA-NEVA | VHL | 10 | 0 | 1 | 1 | - | 6 | | 4 | 0 | 0 | 0 | 2 |



MIKHAIL SHALAGIN

POSITION Left Wing
SHOOTS Left
HEIGHT 6-4
BORN September 12, 1999 (Moscow, Russia)
WEIGHT 195
ACQUIRED Selected in the seventh round, 198th overall, at the 2019 NHL Entry Draft

CAREER STATISTICS

| SEASON | TEAM | LEAGUE | REGULAR SEASON | | | | | | | PLAYOFFS | | | | |
|---------|--------------------|--------|----------------|----|----|----|-----|-----|--|----------|---|---|----|-----|
| | | | GP | G | A | TP | +/- | PIM | | GP | G | A | TP | PIM |
| 2018-19 | SPARTAK MOSKVA-2 | MHL | 43 | 48 | 27 | 75 | - | 77 | | - | - | - | - | - |
| | SPARTAK MOSKVA | KHL | 4 | 0 | 0 | 0 | - | 0 | | 3 | 0 | 0 | 0 | 0 |
| | KHIMIK VOSKRESENSK | VHL | 7 | 2 | 0 | 2 | - | 0 | | - | - | - | - | - |





OTTO SOMPPI

POSITION Center
HEIGHT 6-1
WEIGHT 190
SHOOTS Left
BORN January 12, 1998 (Helsinki, Finland)
ACQUIRED Selected in the seventh round, 206th overall, at the 2016 NHL Entry Draft

CAREER STATISTICS

| SEASON | TEAM | LEAGUE | REGULAR SEASON | | | | | | | PLAYOFFS | | | | |
|---------|--------------|--------|----------------|----|----|----|-----|-----|--|----------|---|---|----|-----|
| | | | GP | G | A | TP | +/- | PIM | | GP | G | A | TP | PIM |
| 2015-16 | HALIFAX | QMJHL | 59 | 13 | 33 | 46 | - | 25 | | - | - | - | - | - |
| 2016-17 | HALIFAX | QMJHL | 60 | 17 | 24 | 41 | - | 30 | | 4 | 0 | 1 | 1 | 2 |
| | FINLAND U-20 | WJC | 5 | 1 | 0 | 1 | - | 0 | | - | - | - | - | - |
| 2017-18 | HALIFAX | QMJHL | 59 | 28 | 55 | 83 | - | 28 | | 2 | 0 | 1 | 1 | 0 |
| | SYRACUSE | AHL | - | - | - | - | - | - | | 3 | 0 | 0 | 0 | 0 |
| 2018-19 | SYRACUSE | AHL | 27 | 2 | 2 | 4 | - | 10 | | - | - | - | - | - |
| | ORLANDO | ECHL | 21 | 12 | 12 | 24 | - | 8 | | 3 | 0 | 0 | 0 | 6 |



TY TAYLOR

POSITION Goaltender
HEIGHT 6-3
WEIGHT 200
CATCHES Left
BORN July 5, 1999 (Richmond, British Columbia)
ACQUIRED Selected in the seventh round, 214th overall, at the 2018 NHL Draft

CAREER STATISTICS

| SEASON | TEAM | LEAGUE | REGULAR SEASON | | | | | | | | | | PLAYOFFS | | | | | | | |
|---------|---------------|--------|----------------|---|---|---|----|----|----|----|------|------|----------|---|---|----|----|-----|-----|---|
| | | | GP | W | L | T | OT | SO | GA | SA | SV% | GAA | GP | W | L | SO | GA | SV% | GAA | |
| 2018-19 | NEW HAMPSHIRE | NCAA | 8 | 1 | 3 | 1 | 0 | 0 | 23 | - | .855 | 3.67 | - | - | - | - | - | - | - | - |



SAMMY WALKER

POSITION Center
HEIGHT 5-10
WEIGHT 150
SHOOTS Right
BORN June 7, 1999 (Edina, MN)
ACQUIRED Selected in the seventh round, 200th overall, at the 2017 NHL Entry Draft

CAREER STATISTICS

| SEASON | TEAM | LEAGUE | REGULAR SEASON | | | | | | | PLAYOFFS | | | | |
|---------|-----------|--------|----------------|----|----|----|-----|-----|--|----------|---|---|----|-----|
| | | | GP | G | A | TP | +/- | PIM | | GP | G | A | TP | PIM |
| 2018-19 | MINNESOTA | NCAA | 37 | 10 | 16 | 26 | - | 16 | | - | - | - | - | - |



MCKADE WEBSTER

POSITION Left Wing
HEIGHT 5-10
WEIGHT 167
SHOOTS Left
BORN July 28, 2000 (St. Louis, Missouri)
ACQUIRED Selected in the seventh round, 213th overall, at the 2019 NHL Entry Draft

CAREER STATISTICS

| SEASON | TEAM | LEAGUE | REGULAR SEASON | | | | | | | PLAYOFFS | | | | |
|---------|-----------|--------|----------------|----|----|----|-----|-----|--|----------|---|---|----|-----|
| | | | GP | G | A | TP | +/- | PIM | | GP | G | A | TP | PIM |
| 2017-18 | GREEN BAY | USHL | 58 | 11 | 19 | 30 | 5 | 49 | | 2 | 0 | 0 | 0 | 0 |
| 2018-19 | GREEN BAY | USHL | 6 | 0 | 2 | 2 | -1 | 4 | | - | - | - | - | - |



RYAN ZUHLSDORF

POSITION Defense
HEIGHT 5-11
WEIGHT 188
SHOOTS Left
BORN July 1, 1997 (Edina, Minnesota)
ACQUIRED Selected in the fifth round, 150th overall, at the 2015 NHL Entry Draft

CAREER STATISTICS

| SEASON | TEAM | LEAGUE | REGULAR SEASON | | | | | | | PLAYOFFS | | | | |
|---------|-----------|--------|----------------|---|---|----|-----|-----|--|----------|---|---|----|-----|
| | | | GP | G | A | TP | +/- | PIM | | GP | G | A | TP | PIM |
| 2016-17 | MINNESOTA | NCAA | 37 | 2 | 3 | 5 | - | 35 | | - | - | - | - | - |
| 2017-18 | MINNESOTA | NCAA | 38 | 0 | 9 | 9 | - | 40 | | - | - | - | - | - |
| 2018-19 | MINNESOTA | NCAA | 35 | 1 | 7 | 8 | - | 23 | | - | - | - | - | - |





88



2019-20 MEDIA GUIDE

NHL OPPONENTS

ANAHEIM DUCKS



2695 Katella Avenue
Anaheim, California 92806
Phone: (714) 704-2400
Website: ducks.nhl.com
Team Colors: Black, Gold, Orange, Silver, White
Inaugural Season: 1993-94
Arena: Honda Center (17,174)
Stanley Cup Titles: 1 (2007)
Television: KCOP-TV, Fox Sports West
Radio: KLAA-AM 830
General Manager: Bob Murray
Head Coach: Dallas Eakins
Assistant Coaches: Marty Wilford, Mark Morrison, Rich Preston
Media & Communications Managers: Alex Gilchrist, Steve Hoern

2019-2020 SCHEDULE

| DATE | SITE | TIME |
|-------------|-----------|----------|
| November 23 | Tampa Bay | 7:00 PM |
| January 31 | Anaheim | 10:00 PM |

ALL-TIME SERIES

| SEASON | OVERALL | | | | | | | | HOME | | | | | | | | ROAD | | | | | | | |
|---------|--------------|----|----|---|-----|-----|----|----|------|---|---|---|-----|-----|----|----|------|---|---|---|-----|-----|----|----|
| | GP | W | L | T | OTL | PTS | GF | GA | GP | W | L | T | OTL | PTS | GF | GA | GP | W | L | T | OTL | PTS | GF | GA |
| 2018-19 | 2 | 1 | 1 | - | 0 | 2 | 3 | 4 | 1 | 0 | 1 | - | 0 | 0 | 1 | 3 | 1 | 1 | 0 | - | 0 | 2 | 2 | 1 |
| 2017-18 | 2 | 1 | 1 | - | 0 | 2 | 3 | 5 | 1 | 0 | 1 | - | 0 | 0 | 1 | 4 | 1 | 1 | 0 | - | 0 | 2 | 2 | 1 |
| 2016-17 | 2 | 1 | 0 | - | 1 | 3 | 4 | 4 | 1 | 1 | 0 | - | 0 | 2 | 3 | 2 | 1 | 0 | 0 | - | 1 | 1 | 1 | 2 |
| 2015-16 | 2 | 2 | 0 | - | 0 | 4 | 7 | 1 | 1 | 1 | 0 | - | 0 | 2 | 5 | 0 | 1 | 1 | 0 | - | 0 | 2 | 2 | 1 |
| 2014-15 | 2 | 2 | 0 | - | 0 | 4 | 9 | 4 | 1 | 1 | 0 | - | 0 | 2 | 5 | 3 | 1 | 1 | 0 | - | 0 | 2 | 4 | 1 |
| 2013-14 | 2 | 1 | 0 | - | 1 | 3 | 5 | 2 | 1 | 1 | 0 | - | - | 2 | 5 | 1 | 1 | 0 | 0 | - | 1 | 1 | 0 | 1 |
| 2012-13 | - | - | - | - | - | - | - | - | - | - | - | - | - | - | - | - | - | - | - | - | - | - | - | - |
| 2011-12 | 1 | 1 | 0 | - | - | 2 | 3 | 2 | 1 | 1 | 0 | - | 0 | 2 | 3 | 2 | - | - | - | - | - | - | - | - |
| 2010-11 | 1 | 0 | 0 | - | 1 | 1 | 2 | 3 | - | - | - | - | - | - | - | - | 1 | 0 | 0 | - | 1 | 1 | 2 | 3 |
| 2009-10 | 2 | 0 | 0 | - | 2 | 2 | 4 | 6 | 1 | 0 | 0 | - | 1 | 1 | 1 | 2 | 1 | 0 | 0 | - | 1 | 1 | 3 | 4 |
| 2008-09 | 1 | 1 | 0 | - | 0 | 2 | 4 | 3 | - | - | - | - | - | - | - | - | 1 | 1 | 0 | - | 0 | 2 | 4 | 3 |
| 2007-08 | - | - | - | - | - | - | - | - | - | - | - | - | - | - | - | - | - | - | - | - | - | - | - | - |
| 2006-07 | 1 | 0 | 1 | - | 0 | 0 | 3 | 4 | 1 | 0 | 1 | - | 0 | 0 | 3 | 4 | 0 | 0 | 0 | - | 0 | 0 | 0 | 0 |
| 2005-06 | 1 | 0 | 1 | - | 0 | 0 | 2 | 4 | - | - | - | - | - | - | - | - | 1 | 0 | 1 | - | 0 | 0 | 2 | 4 |
| 2004-05 | DID NOT PLAY | | | | | | | | | | | | | | | | | | | | | | | |
| 2003-04 | 1 | 0 | 1 | 0 | 0 | 0 | 0 | 2 | 1 | 0 | 1 | 0 | 0 | 0 | 0 | 2 | - | - | - | - | - | - | - | - |
| 2002-03 | 1 | 1 | 0 | 0 | 0 | 2 | 2 | 0 | 1 | 1 | 0 | 0 | 0 | 2 | 2 | 0 | - | - | - | - | - | - | - | - |
| 2001-02 | 2 | 2 | 0 | 0 | 0 | 4 | 6 | 4 | 1 | 1 | 0 | 0 | 0 | 2 | 3 | 2 | 1 | 1 | 0 | 0 | 0 | 2 | 3 | 2 |
| 2000-01 | 1 | 0 | 1 | 0 | 0 | 0 | 1 | 3 | - | - | - | - | - | - | - | - | 1 | 0 | 1 | 0 | 0 | 0 | 1 | 3 |
| 1999-00 | 2 | 1 | 1 | 0 | 0 | 2 | 6 | 5 | 1 | 0 | 1 | 0 | 0 | 0 | 2 | 3 | 1 | 1 | 0 | 0 | 0 | 2 | 4 | 2 |
| 1998-99 | 2 | 0 | 2 | 0 | - | 0 | 6 | 10 | 1 | 0 | 1 | 0 | - | 0 | 3 | 5 | 1 | 0 | 1 | 0 | - | 0 | 3 | 5 |
| 1997-98 | 2 | 0 | 2 | 0 | - | 0 | 3 | 9 | 1 | 0 | 1 | 0 | - | 0 | 1 | 4 | 1 | 0 | 1 | 0 | - | 0 | 2 | 5 |
| 1996-97 | 2 | 1 | 1 | 0 | - | 2 | 4 | 5 | 1 | 1 | 0 | 0 | - | 2 | 3 | 2 | 1 | 0 | 1 | 0 | - | 0 | 1 | 3 |
| 1995-96 | 2 | 1 | 0 | 1 | - | 3 | 4 | 3 | 1 | 1 | 0 | 0 | - | 2 | 2 | 1 | 1 | 0 | 0 | 1 | - | 1 | 2 | 2 |
| 1994-95 | - | - | - | - | - | - | - | - | - | - | - | - | - | - | - | - | - | - | - | - | - | - | - | - |
| 1993-94 | 2 | 1 | 1 | 0 | - | 2 | 5 | 6 | 1 | 0 | 1 | 0 | - | 0 | 1 | 4 | 1 | 1 | 0 | 0 | - | 2 | 4 | 2 |
| TOTALS | 36 | 17 | 13 | 1 | 5 | 40 | 85 | 89 | 18 | 9 | 8 | 0 | 1 | 19 | 44 | 44 | 18 | 8 | 5 | 1 | 4 | 21 | 42 | 45 |



2018-19 SEASON SUMMARY

WON : 1 LOST: 1 OT: 0

AT TAMPA BAY LIGHTNING

| DATE | TEAM | OPPONENT | ATTEND | GOALTENDERS | W GOAL |
|------------|-------------|----------|--------|---------------------|--------------|
| 27 Nov '18 | Lightning 1 | Ducks 3 | 19,092 | Miller vs. Domingue | Nick Ritchie |

AT ANAHEIM DUCKS

| DATE | TEAM | OPPONENT | ATTEND | GOALTENDERS | W GOAL |
|------------|-------------|----------|--------|------------------------|----------------|
| 31 Dec '18 | Lightning 2 | Ducks 1 | 17,340 | Vasilevskiy vs. Gibson | Brayden Point* |

GOALS BY PERIOD

| | 1ST | 2ND | 3RD | OT | TOTAL |
|-----------|-----|-----|-----|----|-------|
| LIGHTNING | 1 | 1 | 0 | 1 | 3 |
| DUCKS | 1 | 1 | 2 | 0 | 4 |

SHOTS BY PERIOD

| | 1ST | 2ND | 3RD | OT | TOTAL |
|-----------|-----|-----|-----|----|-------|
| LIGHTNING | 19 | 23 | 27 | 1 | 70 |
| DUCKS | 25 | 13 | 20 | 0 | 58 |

INDIVIDUAL SCORING

TAMPA BAY LIGHTNING

| Player | GP | G | A | P | +/- | PIM |
|-----------|----|---|---|---|-----|-----|
| Point | 2 | 2 | 1 | 3 | 3 | 2 |
| Kucherov | 2 | 1 | 2 | 3 | 3 | 6 |
| Stamkos | 2 | 0 | 1 | 1 | -1 | 0 |
| Hedman | 2 | 0 | 1 | 1 | 0 | 0 |
| McDonagh | 2 | 0 | 1 | 1 | 2 | 0 |
| Cernak | 2 | 0 | 1 | 1 | 2 | 0 |
| Joseph | 2 | 0 | 0 | 0 | -1 | 0 |
| Callahan | 2 | 0 | 0 | 0 | -2 | 0 |
| Paquette | 2 | 0 | 0 | 0 | -2 | 0 |
| Cirelli | 2 | 0 | 0 | 0 | 0 | 0 |
| Coburn | 2 | 0 | 0 | 0 | -2 | 0 |
| Erne | 2 | 0 | 0 | 0 | -1 | 0 |
| Girardi | 2 | 0 | 0 | 0 | 0 | 0 |
| Gourde | 2 | 0 | 0 | 0 | -1 | 2 |
| Johnson | 2 | 0 | 0 | 0 | 2 | 0 |
| Killorn | 2 | 0 | 0 | 0 | 0 | 0 |
| Palat | 1 | 0 | 0 | 0 | 0 | 0 |
| Sergachev | 1 | 0 | 0 | 0 | -2 | 0 |
| Stralman | 1 | 0 | 0 | 0 | -1 | 0 |

Power Play: 0-7 (0%)

ANAHEIM DUCKS

| Player | GP | G | A | P | +/- | PIM |
|-------------|----|---|---|---|-----|-----|
| Ritchie | 2 | 2 | 1 | 3 | 2 | 2 |
| Aberg | 2 | 0 | 2 | 2 | 0 | 0 |
| Kase | 2 | 0 | 2 | 2 | 2 | 0 |
| Rowney | 2 | 1 | 0 | 1 | 1 | 0 |
| Manson | 1 | 1 | 0 | 1 | 0 | 2 |
| Henrique | 2 | 0 | 1 | 1 | 2 | 0 |
| Pettersson | 1 | 0 | 1 | 1 | 1 | 0 |
| Getzlaf | 2 | 0 | 0 | 0 | -2 | 2 |
| Montour | 2 | 0 | 0 | 0 | -2 | 2 |
| Rakell | 1 | 0 | 0 | 0 | -1 | 0 |
| Cogliano | 2 | 0 | 0 | 0 | -1 | 0 |
| Lindholm | 1 | 0 | 0 | 0 | -1 | 2 |
| Kesler | 2 | 0 | 0 | 0 | -1 | 0 |
| Silfverberg | 2 | 0 | 0 | 0 | -2 | 0 |
| Gibbons | 2 | 0 | 0 | 0 | 1 | 2 |
| Sherwood | 2 | 0 | 0 | 0 | 0 | 0 |
| Dotchin | 1 | 0 | 0 | 0 | 1 | 0 |
| Larsson | 2 | 0 | 0 | 0 | 0 | 0 |
| Welnski | 2 | 0 | 0 | 0 | 1 | 0 |

Power Play: 1-4 (25%)

GOALTENDING

TAMPA BAY LIGHTNING

| GOALIE | GP | MIN | W-L-OT | SO | GA | SA | SV | GAA | SV% |
|-------------|----|-----|--------|----|----|----|----|------|------|
| Domingue | 1 | 57 | 0-1-0 | 0 | 3 | 22 | 19 | 3.16 | .864 |
| Vasilevskiy | 1 | 60 | 1-0-0 | 0 | 1 | 36 | 35 | 1.00 | .972 |

ANAHEIM DUCKS

| GOALIE | GP | MIN | W-L-OT | SO | GA | SA | SV | GAA | SV% |
|--------|----|-----|--------|----|----|----|----|------|------|
| Miller | 1 | 60 | 1-0-0 | 0 | 1 | 36 | 35 | 1.00 | .971 |
| Gibson | 1 | 60 | 0-0-1 | 0 | 2 | 35 | 33 | 2.00 | .943 |

ARIZONA COYOTES



9400 West Maryland Avenue
Glendale, Arizona 85305
Phone: (480) 563-7825
Website: coyotes.nhl.com
Team Colors: Maroon, Beige, Black, White
Inaugural Season: 1979-80
(Relocated from Winnipeg in 1996)
Arena: Gila River Arena (17,125)
Stanley Cup Titles: None
Television: Fox Sports Arizona
Radio: KTAR-AM 620
General Manager: John Chayka
Head Coach: Rick Tocchet
Assistant Coaches: John MacLean, Scott Allen, Richard Nairn, Greg Dillard, Jeffrey Sanders
Media & Communications Managers:

2019-2020 SCHEDULE

| DATE | SITE | TIME |
|-------------|-----------|---------|
| January 9 | Tampa Bay | 7:00 PM |
| February 22 | Arizona | 8:00 PM |

ALL-TIME SERIES

| SEASON | OVERALL | | | | | | HOME | | | | | | ROAD | | | | | |
|---------|---------|----|----|---|-----|-----|------|-----|----|----|-----|-----|------|----|----|----|-----|-----|
| | GP | W | L | T | OTL | PTS | GP | W | L | T | OTL | PTS | GP | W | L | T | OTL | PTS |
| 2018-19 | 2 | 1 | 1 | - | 0 | 2 | 1 | 1 | 0 | - | 0 | 2 | 1 | 0 | 1 | - | 0 | 1 |
| 2017-18 | 2 | 1 | 1 | - | 0 | 2 | 1 | 0 | 1 | - | 0 | 1 | 1 | 1 | 0 | - | 0 | 2 |
| 2016-17 | 2 | 0 | 2 | - | 0 | 0 | 1 | 0 | 1 | - | 0 | 0 | 1 | 0 | 1 | - | 0 | 0 |
| 2015-16 | 2 | 2 | 0 | - | 0 | 4 | 1 | 1 | 1 | 0 | - | 0 | 1 | 1 | 0 | - | 0 | 2 |
| 2014-15 | 2 | 2 | 0 | - | 0 | 4 | 1 | 1 | 1 | 0 | - | 0 | 1 | 1 | 0 | - | 0 | 2 |
| 2013-14 | 2 | 0 | 1 | - | 1 | 1 | 10 | 1 | 0 | 0 | - | 1 | 1 | 0 | 1 | - | 0 | 0 |
| 2012-13 | - | - | - | - | - | - | - | - | - | - | - | - | - | - | - | - | - | - |
| 2011-12 | 1 | 1 | 0 | - | 0 | 2 | 4 | - | - | - | - | - | 1 | 1 | 0 | - | 0 | 2 |
| 2010-11 | 2 | 2 | 0 | - | 0 | 4 | 11 | 1 | 1 | 0 | - | 0 | 1 | 1 | 0 | - | 0 | 2 |
| 2009-10 | 2 | 1 | 1 | - | 0 | 2 | 5 | 1 | 0 | 1 | - | 0 | 0 | 1 | 0 | - | 0 | 1 |
| 2008-09 | 1 | 0 | 1 | - | 0 | 0 | 2 | - | - | - | - | - | 1 | 0 | 1 | - | 0 | 0 |
| 2007-08 | - | - | - | - | - | - | - | - | - | - | - | - | - | - | - | - | - | - |
| 2006-07 | 1 | 1 | 0 | - | 0 | 2 | 5 | 1 | 1 | 0 | - | 0 | 2 | 5 | 3 | - | - | - |
| 2005-06 | 1 | 1 | 0 | - | 0 | 2 | 3 | - | - | - | - | - | 1 | 1 | 0 | - | 0 | 2 |
| 2004-05 | - | - | - | - | - | - | - | - | - | - | - | - | - | - | - | - | - | - |
| 2003-04 | 1 | 1 | 0 | 0 | 0 | 2 | 5 | 1 | 1 | 0 | 0 | 0 | 2 | 5 | 1 | - | - | - |
| 2002-03 | 2 | 2 | 0 | 0 | 0 | 4 | 8 | 2 | 1 | 1 | 0 | 0 | 2 | 4 | 2 | 1 | 1 | 0 |
| 2001-02 | 1 | 1 | 0 | 0 | 0 | 2 | 3 | 0 | - | - | - | - | 1 | 1 | 0 | 0 | 0 | 2 |
| 2000-01 | 2 | 0 | 2 | 0 | 0 | 0 | 4 | 8 | 1 | 0 | 1 | 0 | 0 | 0 | 2 | 5 | 1 | 0 |
| 1999-00 | 1 | 0 | 1 | 0 | 0 | 0 | 1 | 3 | - | - | - | - | 1 | 0 | 1 | 0 | 0 | 0 |
| 1998-99 | 2 | 1 | 1 | 0 | - | 2 | 5 | 6 | 1 | 1 | 0 | 0 | - | 2 | 4 | 2 | 1 | 0 |
| 1997-98 | 2 | 1 | 1 | 0 | - | 2 | 4 | 6 | 1 | 1 | 0 | 0 | - | 2 | 2 | 1 | 0 | 0 |
| 1996-97 | 2 | 1 | 1 | 0 | - | 2 | 2 | 5 | 1 | 0 | 1 | 0 | - | 0 | 0 | 5 | 1 | 0 |
| 1995-96 | 2 | 1 | 1 | 0 | - | 2 | 8 | 8 | 1 | 1 | 0 | 0 | - | 2 | 6 | 3 | 1 | 0 |
| 1994-95 | - | - | - | - | - | - | - | - | - | - | - | - | - | - | - | - | - | - |
| 1993-94 | 2 | 1 | 1 | 0 | - | 2 | 6 | 6 | 1 | 0 | 1 | 0 | - | 0 | 3 | 4 | 1 | 0 |
| 1992-93 | 4 | 1 | 3 | 0 | - | 2 | 13 | 16 | 2 | 0 | 2 | 0 | - | 0 | 7 | 10 | 2 | 0 |
| TOTALS | 41 | 22 | 18 | 0 | 1 | 45 | 126 | 116 | 19 | 10 | 8 | 0 | 1 | 21 | 67 | 59 | 22 | 12 |



2018-19 SEASON SUMMARY

WON : 1 LOST: 1 OT: 0

AT TAMPA BAY LIGHTNING

| DATE | TEAM | OPPONENT | ATTEND | GOALTENDERS | W GOAL |
|------------|-------------|-----------|--------|-------------------------|---------------|
| 18 Mar '19 | Lightning 4 | Coyotes 1 | 19,092 | Vasilevskiy vs. Kuemper | Victor Hedman |

AT ARIZONA COYOTES

| DATE | TEAM | OPPONENT | ATTEND | GOALTENDERS | W GOAL |
|-------------|-------------|-----------|---------|---------------------|----------------|
| 27 Oct. '18 | Lightning 1 | Coyotes 7 | 13, 623 | Domingue vs. Raanta | Clayton Keller |

GOALS BY PERIOD

| | 1ST | 2ND | 3RD | OT | TOTAL |
|-----------|-----|-----|-----|----|-------|
| LIGHTNING | 1 | 0 | 4 | 0 | 5 |
| COYOTES | 4 | 2 | 2 | 0 | 8 |

SHOTS BY PERIOD

| | 1ST | 2ND | 3RD | OT | TOTAL |
|-----------|-----|-----|-----|----|-------|
| LIGHTNING | 21 | 17 | 17 | 0 | 55 |
| COYOTES | 16 | 25 | 18 | 0 | 59 |

INDIVIDUAL SCORING

TAMPA BAY LIGHTNING

| Player | GP | G | A | P | +/- | PIM |
|-----------|----|---|---|---|-----|-----|
| Cirelli | 2 | 1 | 1 | 2 | -1 | 0 |
| Gourde | 2 | 1 | 1 | 2 | 0 | 0 |
| Hedman | 1 | 1 | 0 | 1 | 2 | 0 |
| Stamkos | 2 | 1 | 0 | 1 | -2 | 2 |
| Erne | 2 | 1 | 0 | 1 | -2 | 2 |
| Johnson | 2 | 0 | 1 | 1 | -1 | 2 |
| Miller | 2 | 0 | 1 | 1 | -2 | 0 |
| Killorn | 2 | 0 | 1 | 1 | -2 | 2 |
| McDonagh | 2 | 0 | 1 | 1 | 3 | 2 |
| Kucherov | 2 | 0 | 0 | 0 | -3 | 0 |
| Point | 2 | 0 | 0 | 0 | 0 | 0 |
| Joseph | 2 | 0 | 0 | 0 | -1 | 0 |
| Palat | 2 | 0 | 0 | 0 | 1 | 0 |
| Stralman | 1 | 0 | 0 | 0 | 0 | 0 |
| Callahan | 1 | 0 | 0 | 0 | -2 | 0 |
| Cousins | 2 | 0 | 0 | 0 | -3 | 2 |
| Coburn | 1 | 0 | 0 | 0 | -1 | 0 |
| Rutta | 1 | 0 | 0 | 0 | 2 | 0 |
| Cernak | 1 | 0 | 0 | 0 | 2 | 0 |
| Girardi | 1 | 0 | 0 | 0 | -2 | 0 |
| Koekkoek | 1 | 0 | 0 | 0 | -2 | 0 |
| Paquette | 2 | 0 | 0 | 0 | -1 | 2 |
| Sergachev | 2 | 0 | 0 | 0 | -5 | 0 |

Power Play: 1-6 (16.67%)

ARIZONA COYOTES

| Player | GP | G | A | P | +/- | PIM |
|---------------|----|---|---|---|-----|-----|
| Keller | 2 | 2 | 0 | 2 | 2 | 2 |
| Grabner | 2 | 2 | 0 | 2 | 2 | 0 |
| Hinostrroza | 2 | 1 | 1 | 2 | 0 | 0 |
| Panik | 2 | 1 | 1 | 2 | 3 | 2 |
| Goligoski | 2 | 0 | 2 | 2 | 0 | 0 |
| Richardson | 2 | 0 | 2 | 2 | 2 | 0 |
| Stepan | 1 | 1 | 0 | 1 | 1 | 2 |
| Oesterle | 2 | 1 | 0 | 1 | -1 | 0 |
| Perlini | 1 | 0 | 1 | 1 | 2 | 0 |
| Galchenyuk | 2 | 0 | 1 | 1 | 1 | 2 |
| Demers | 2 | 0 | 1 | 1 | 1 | 0 |
| Dvorak | 1 | 0 | 1 | 1 | 1 | 0 |
| Chychrun | 1 | 0 | 0 | 0 | -1 | 0 |
| Connauton | 1 | 0 | 0 | 0 | 4 | 0 |
| Cousins | 2 | 0 | 0 | 0 | 0 | 0 |
| Archibald | 2 | 0 | 0 | 0 | -2 | 0 |
| Crouse | 2 | 0 | 0 | 0 | -2 | 2 |
| Hjalmarss | 2 | 0 | 0 | 0 | 5 | 0 |
| Fischer | 1 | 0 | 0 | 0 | 1 | 2 |
| Ekman-Larsson | 2 | 0 | 0 | 0 | 1 | 0 |
| Kempe | 1 | 0 | 0 | 0 | -2 | 0 |
| Garland | 1 | 0 | 0 | 0 | -1 | 0 |

Power Play: 0-6 (0%)

GOALTENDING

TAMPA BAY LIGHTNING

| GOALIE | GP | MIN | W-L-OT | SO | GA | SA | SV | GAA | SV% |
|-------------|----|-----|--------|----|----|----|----|------|------|
| Domingue | 1 | 60 | 0-1-0 | 0 | 7 | 30 | 23 | 7.00 | .767 |
| Vasilevskiy | 1 | 60 | 1-0-0 | 0 | 1 | 29 | 28 | 1.00 | .966 |

ARIZONA COYOTES

| GOALIE | GP | MIN | W-L-OT | SO | GA | SA | SV | GAA | SV% |
|----------|----|-------|--------|----|----|----|----|------|------|
| Raanta | 1 | 60 | 1-0-0 | 0 | 1 | 31 | 30 | 1.00 | .968 |
| Kuempfer | 1 | 59:08 | 0-1-0 | 0 | 2 | 22 | 20 | 2.03 | .909 |

BOSTON BRUINS



100 Legends Way
Boston, Massachusetts 02114

Phone: (617) 624-1900
Website: bruins.nhl.com
Team Colors: Black, Gold, White
Inaugural Season: 1924-25
Arena: TD Garden (17,565)
Stanley Cup Titles: 6 (1929, 1939, 1941, 1970, 1972, 2011)
Television: New England Sports Network
Radio: WBZ-FM 98.5
General Manager: Don Sweeney
Head Coach: Bruce Cassidy
Assistant Coaches: Jay Pandolfo, Joe Sacco, Kevin Dean

Media & Communications Managers: Brandon McNelis, Heidi Holland, Sarah McMahon

2019-2020 SCHEDULE

| DATE | SITE | TIME |
|-------------|-----------|---------|
| October 17 | Boston | 7:00 PM |
| December 12 | Tampa Bay | 7:00 PM |
| March 3 | Tampa Bay | 7:30 PM |
| March 7 | Boston | 7:00 PM |

ALL-TIME SERIES

| SEASON | OVERALL | | | | | | | | HOME | | | | | | | | ROAD | | | | | | | |
|---------|---------|----|----|---|-----|-----|-----|-----|--------------|----|----|---|-----|-----|-----|-----|------|---|----|---|-----|-----|-----|-----|
| | GP | W | L | T | OTL | PTS | GF | GA | GP | W | L | T | OTL | PTS | GF | GA | GP | W | L | T | OTL | PTS | GF | GA |
| 2018-19 | 4 | 3 | 1 | - | 0 | 6 | 15 | 13 | 2 | 2 | 0 | - | 0 | 4 | 8 | 6 | 2 | 1 | 1 | - | 0 | 2 | 7 | 7 |
| 2017-18 | 4 | 1 | 3 | - | 0 | 2 | 8 | 10 | 2 | 1 | 1 | - | 0 | 2 | 4 | 3 | 2 | 0 | 2 | - | 0 | 0 | 4 | 7 |
| 2016-17 | 5 | 1 | 4 | - | 1 | 3 | 13 | 18 | 2 | 0 | 1 | - | 1 | 1 | 6 | 7 | 3 | 1 | 2 | - | 0 | 2 | 7 | 11 |
| 2015-16 | 4 | 2 | 1 | - | 1 | 5 | 11 | 8 | 2 | 0 | 1 | - | 1 | 1 | 1 | 4 | 2 | 2 | 0 | - | 0 | 4 | 10 | 4 |
| 2014-15 | 4 | 2 | 1 | - | 1 | 5 | 12 | 11 | 2 | 2 | 0 | - | 0 | 4 | 7 | 5 | 2 | 0 | 1 | - | 1 | 1 | 5 | 6 |
| 2013-14 | 4 | 0 | 3 | 1 | 1 | 4 | 15 | 2 | 0 | 1 | - | 1 | 1 | 3 | 9 | 2 | 0 | 2 | - | 0 | 0 | 1 | 6 | |
| 2012-13 | 3 | 0 | 3 | - | 0 | 0 | 4 | 9 | 1 | 0 | 1 | - | 0 | 0 | 2 | 4 | 2 | 0 | 2 | - | 0 | 0 | 2 | 5 |
| 2011-12 | 4 | 2 | 2 | - | 0 | 4 | 14 | 13 | 2 | 2 | 0 | - | 0 | 4 | 11 | 4 | 2 | 0 | 2 | - | 0 | 0 | 3 | 9 |
| 2010-11 | 4 | 1 | 3 | - | 0 | 2 | 8 | 15 | 2 | 1 | 1 | - | 0 | 2 | 6 | 5 | 2 | 0 | 2 | - | 0 | 0 | 2 | 10 |
| 2009-10 | 4 | 2 | 2 | - | 0 | 4 | 12 | 13 | 2 | 1 | 1 | - | 0 | 2 | 6 | 6 | 2 | 1 | 1 | - | 0 | 2 | 6 | 7 |
| 2008-09 | 4 | 1 | 3 | - | 0 | 2 | 9 | 14 | 2 | 1 | 1 | - | 0 | 2 | 5 | 6 | 2 | 0 | 2 | - | 0 | 0 | 4 | 8 |
| 2007-08 | 4 | 2 | 2 | - | 0 | 4 | 11 | 12 | 2 | 1 | 1 | - | 0 | 2 | 7 | 6 | 2 | 1 | 1 | - | 0 | 2 | 4 | 5 |
| 2006-07 | 4 | 0 | 2 | - | 2 | 2 | 12 | 18 | 2 | 0 | 2 | - | 0 | 0 | 4 | 9 | 2 | 0 | 0 | - | 2 | 2 | 8 | 9 |
| 2005-06 | 4 | 1 | 3 | - | 0 | 2 | 12 | 17 | 2 | 0 | 2 | - | 0 | 0 | 3 | 6 | 2 | 1 | 1 | - | 0 | 2 | 9 | 11 |
| 2004-05 | | | | | | | | | DID NOT PLAY | | | | | | | | 2 | 0 | 1 | 1 | 0 | 1 | 5 | 6 |
| 2003-04 | 4 | 2 | 1 | 1 | 0 | 5 | 14 | 9 | 2 | 2 | 0 | 0 | 0 | 4 | 9 | 3 | 2 | 0 | 0 | 1 | 1 | 2 | 4 | 5 |
| 2002-03 | 4 | 2 | 0 | 1 | 1 | 6 | 14 | 10 | 2 | 2 | 0 | 0 | 0 | 4 | 10 | 4 | 2 | 0 | 1 | 1 | 1 | 2 | 4 | 5 |
| 2001-02 | 4 | 0 | 1 | 1 | 2 | 3 | 12 | 17 | 2 | 0 | 0 | 0 | 2 | 2 | 7 | 9 | 2 | 0 | 1 | 1 | 0 | 1 | 5 | 8 |
| 2000-01 | 4 | 0 | 3 | 1 | 0 | 1 | 8 | 16 | 2 | 0 | 1 | 1 | 0 | 1 | 4 | 7 | 2 | 0 | 2 | 0 | 0 | 0 | 4 | 9 |
| 1999-00 | 4 | 1 | 3 | 0 | 0 | 2 | 10 | 19 | 2 | 1 | 1 | 0 | 0 | 2 | 7 | 8 | 2 | 0 | 2 | 0 | 0 | 0 | 3 | 11 |
| 1998-99 | 5 | 1 | 3 | 1 | - | 3 | 10 | 12 | 2 | 1 | 1 | 0 | - | 2 | 4 | 4 | 3 | 0 | 2 | 1 | - | 1 | 6 | 8 |
| 1997-98 | 4 | 1 | 2 | 1 | - | 3 | 8 | 9 | 2 | 1 | 1 | 0 | - | 2 | 3 | 4 | 2 | 0 | 1 | 1 | - | 1 | 5 | 7 |
| 1996-97 | 4 | 0 | 4 | 0 | - | 0 | 6 | 18 | 2 | 0 | 2 | 0 | - | 0 | 4 | 9 | 2 | 0 | 2 | 0 | - | 0 | 2 | 9 |
| 1995-96 | 4 | 2 | 2 | 0 | - | 4 | 16 | 15 | 2 | 2 | 0 | 0 | - | 4 | 8 | 4 | 2 | 0 | 2 | 0 | - | 0 | 8 | 11 |
| 1994-95 | 3 | 1 | 2 | 0 | - | 2 | 7 | 10 | 2 | 1 | 1 | 0 | - | 2 | 6 | 5 | 1 | 0 | 1 | 0 | - | 0 | 1 | 5 |
| 1993-94 | 4 | 1 | 1 | 2 | - | 4 | 9 | 8 | 2 | 0 | 1 | 1 | - | 1 | 5 | 7 | 2 | 1 | 0 | 1 | - | 3 | 4 | 1 |
| 1992-93 | 2 | 0 | 1 | 1 | - | 1 | 6 | 8 | 1 | 0 | 0 | 1 | - | 1 | 3 | 3 | 1 | 0 | 1 | 0 | - | 0 | 3 | 5 |
| TOTALS | 102 | 29 | 56 | 9 | 9 | 76 | 265 | 337 | 50 | 21 | 21 | 3 | 5 | 50 | 143 | 147 | 52 | 8 | 34 | 6 | 4 | 26 | 127 | 184 |

SERIES INFORMATION

Last Lightning Win: Apr. 6, 2019 (Boston 3 @ Lightning 6)
Last Boston Win: Feb. 29, 2019 (Lightning 1 @ Boston 4)
Last Tie: Dec. 23, 2003 (Lightning 1 @ Boston 1)
Last Lightning Overtime Win: None
Last Boston Overtime Win: Mar. 8, 2016 (Lightning 0 @ Boston 1, OT)
Last Lightning Shootout Win: Apr. 11, 2015 (Boston 2 @ Lightning 3)
Last Boston Shootout Win: Nov. 3, 2017 (Boston 4 @ Lightning 3)
Last Lightning Shutout: Apr. 3, 2018 (Boston 0 @ Lightning 4)
Last Boston Shutout: Mar. 17, 2018 (Boston 3 @ Lightning 0)
Last Lightning Win at Home: March 25, 2019 (Boston 4 @ Lightning 5)
Last Boston Win at Home: Feb. 29, 2019 (Lightning 1 @ Boston 4)
Last Lightning Win at Boston: April 6, 2019 (Lightning 6 @ Boston 3)
Last Boston Win at Tampa Bay: Mar. 17, 2018 (Boston 3 @ Lightning 0)
Most Goals by Lightning: 6, 4x, Last: April 6, 2019 (Lightning 6 @ Boston 3)
Most Goals by Boston: 8, Dec. 2, 2010 (Lightning 1 @ Boston 8)
Most Goals by Both Teams: 12, Dec. 23, 1995 (Lightning 5 @ Boston 7)
Last Lightning Hat Trick: None
Last Boston Hat Trick: Joe Thornton, Mar. 1, 2001 (Lightning 1 @ Boston 3)

208-19 SEASON SUMMARY

WON : 3 LOST: 1 OT: 0

AT TAMPA BAY LIGHTNING

| DATE | TEAM | OPPONENT | ATTEND | GOALTENDERS | W GOAL |
|------------|-------------|----------|--------|----------------------|-----------------|
| 6 Dec '18 | Lightning 3 | Bruins 2 | 19,092 | Domingue vs. Rask | Anthony Cirelli |
| 25 Mar '19 | Lightning 5 | Bruins 4 | 19,092 | Vasilevskiy vs. Rask | Anthony Cirelli |

AT BOSTON BRUINS

| DATE | TEAM | OPPONENT | ATTEND | GOALTENDERS | W GOAL |
|-------------|-------------|----------|--------|-------------------|-----------------|
| 28 Feb '19 | Lightning 1 | Bruins 4 | 17,565 | Domingue vs. Rask | Noel Acciari |
| 6 April '19 | Lightning 6 | Bruins 3 | 17,565 | Pasquale vs. Rask | Nikita Kucherov |

GOALS BY PERIOD

| | 1ST | 2ND | 3RD | OT | TOTAL |
|-----------|-----|-----|-----|----|-------|
| LIGHTNING | 3 | 3 | 9 | 0 | 15 |
| BRUINS | 4 | 5 | 5 | 0 | 14 |

SHOTS BY PERIOD

| | 1ST | 2ND | 3RD | OT | TOTAL |
|-----------|-----|-----|-----|----|-------|
| LIGHTNING | 35 | 32 | 34 | 0 | 101 |
| BRUINS | 43 | 41 | 42 | 0 | 126 |

INDIVIDUAL SCORING

TAMPA BAY LIGHTNING

| Player | GP | G | A | P | +/- | PIM |
|-----------|----|---|---|---|-----|-----|
| Cirelli | 4 | 4 | 1 | 5 | 5 | 0 |
| Stamkos | 4 | 3 | 2 | 5 | 2 | 0 |
| Kucherov | 4 | 2 | 2 | 4 | -1 | 12 |
| Miller | 4 | 0 | 3 | 3 | 1 | 2 |
| McDonagh | 4 | 0 | 3 | 3 | 1 | 0 |
| Coburn | 4 | 1 | 1 | 2 | 0 | 2 |
| Hedman | 3 | 1 | 1 | 2 | 3 | 8 |
| Joseph | 4 | 1 | 1 | 2 | 0 | 2 |
| Johnson | 4 | 1 | 1 | 2 | 0 | 2 |
| Girardi | 2 | 0 | 2 | 2 | 2 | 0 |
| Sergachev | 3 | 0 | 2 | 2 | 1 | 0 |
| Palat | 4 | 0 | 2 | 2 | 0 | 0 |
| Point | 3 | 1 | 0 | 1 | -2 | 0 |
| Cernak | 3 | 1 | 0 | 1 | -1 | 10 |
| Callahan | 3 | 0 | 1 | 1 | -1 | 0 |
| Gourde | 3 | 0 | 1 | 1 | 0 | 0 |
| Killorn | 4 | 0 | 1 | 1 | 4 | 2 |
| Rutta | 2 | 0 | 0 | 0 | 1 | 0 |
| Martel | 1 | 0 | 0 | 0 | -1 | 0 |
| Gaunce | 1 | 0 | 0 | 0 | 1 | 0 |
| Erne | 3 | 0 | 0 | 0 | 1 | 5 |
| Paquette | 3 | 0 | 0 | 0 | -1 | 0 |

Power Play: 1-12 (8.33%)

BOSTON BRUINS

| Player | GP | G | A | P | +/- | PIM |
|--------------|----|---|---|---|-----|-----|
| Pastrnak | 3 | 1 | 5 | 6 | -1 | 6 |
| Krejci | 4 | 2 | 2 | 4 | 0 | 0 |
| Marchand | 3 | 3 | 0 | 3 | 1 | 2 |
| Bergeron | 2 | 1 | 2 | 3 | 2 | 0 |
| Heinen | 4 | 1 | 2 | 3 | 1 | 0 |
| Acciari | 3 | 1 | 1 | 2 | 0 | 0 |
| DeBrusk | 4 | 1 | 1 | 2 | -6 | 0 |
| Krug | 2 | 0 | 2 | 2 | 1 | 0 |
| Backes | 4 | 0 | 2 | 2 | -1 | 7 |
| Coyle | 3 | 1 | 0 | 1 | -3 | 0 |
| Carlo | 3 | 1 | 0 | 1 | 3 | 0 |
| Grzelczyk | 3 | 1 | 0 | 1 | 0 | 2 |
| McAvoy | 4 | 0 | 1 | 1 | -4 | 6 |
| Kampfner | 3 | 0 | 1 | 1 | -1 | 0 |
| Wagner | 2 | 0 | 1 | 1 | -1 | 0 |
| Cave | 1 | 0 | 1 | 1 | -1 | 0 |
| Nordstrom | 4 | 0 | 0 | 0 | -1 | 2 |
| Forsbacka... | 1 | 0 | 0 | 0 | 0 | 0 |
| Moore | 3 | 0 | 0 | 0 | -3 | 0 |
| Chara | 3 | 0 | 0 | 0 | 3 | 4 |
| Donato | 1 | 0 | 0 | 0 | 2 | 0 |
| Johansson | 2 | 0 | 0 | 0 | -2 | 0 |
| Kuhlman | 2 | 0 | 0 | 0 | 1 | 2 |
| Kuraly | 2 | 0 | 0 | 0 | 0 | 0 |
| Lauzon | 1 | 0 | 0 | 0 | 0 | 0 |
| Clifton | 2 | 0 | 0 | 0 | -4 | 0 |

Power Play: 2-10 (20%)

GOALTENDING

TAMPA BAY LIGHTNING

| GOALIE | GP | MIN | W-L-OT | SO | GA | SA | SV | GAA | SV% |
|-------------|----|--------|--------|----|----|----|----|------|------|
| Domingue | 2 | 117:04 | 1-1-0 | 0 | 6 | 76 | 70 | 3.08 | .923 |
| Pasquale | 1 | 60 | 1-0-0 | 0 | 3 | 33 | 30 | 3.00 | .909 |
| Vasilevskiy | 1 | 59:37 | 1-0-0 | 0 | 4 | 17 | 13 | 4.04 | .765 |

BOSTON BRUINS

| GOALIE | GP | MIN | W-L-OT | SO | GA | SA | SV | GAA | SV% |
|--------|----|-------|--------|----|----|-----|----|------|------|
| Rask | 4 | 235:9 | 1-3-0 | 0 | 14 | 100 | 86 | 3.56 | .859 |



BUFFALO SABRES



One Seymour H. Knox III Plaza
Buffalo, New York 14203
Phone: (716) 855-4100
Website: sabres.nhl.com
Team Colors: Navy, Gold, Silver, White
Inaugural Season: 1970-71
Arena: KeyBank Center (19,070)
Stanley Cup Titles: None
Television: MSG Network, Sabres Hockey Network
Radio: WGR-AM 550
General Manager: Jason Botterill
Head Coach: Ralph Krueger
Associate/Assistant Coaches: Davis Payne/Chris Hajt, Tom Ward, Steve Smith
Media & Communications Managers: Chris Bandura, Ian Ott, Chris Dierken

2019-2020 SCHEDULE

| DATE | SITE | TIME |
|-------------|-----------|---------|
| November 8 | Neutral | 2:00 PM |
| November 9 | Neutral | 1:00 PM |
| November 25 | Tampa Bay | 7:00 PM |
| December 31 | Buffalo | 7:00 PM |

ALL-TIME SERIES

| SEASON | OVERALL | | | | | | | | HOME | | | | | | | | ROAD | | | | | | | | |
|---------|--------------|----|----|---|-----|-----|-----|-----|------|----|----|---|-----|-----|-----|-----|------|----|----|---|-----|-----|-----|-----|---|
| | GP | W | L | T | OTL | PTS | GF | GA | GP | W | L | T | OTL | PTS | GF | GA | GP | W | L | T | OTL | PTS | GF | GA | |
| 2018-19 | 4 | 3 | 1 | - | 0 | 6 | 13 | 10 | 2 | 2 | 0 | - | 0 | 4 | 7 | 5 | 2 | 1 | 1 | - | 0 | 2 | 6 | 5 | 5 |
| 2017-18 | 4 | 2 | 1 | - | 1 | 5 | 13 | 12 | 2 | 1 | 1 | - | 1 | 3 | 8 | 7 | 2 | 1 | 1 | - | 0 | 2 | 5 | 5 | |
| 2016-17 | 4 | 4 | 0 | - | 0 | 8 | 13 | 6 | 2 | 2 | 0 | - | 0 | 4 | 8 | 4 | 2 | 2 | 0 | - | 0 | 4 | 5 | 2 | |
| 2015-16 | 4 | 3 | 1 | - | 0 | 6 | 11 | 7 | 2 | 1 | 1 | - | 0 | 2 | 3 | 5 | 2 | 2 | 0 | - | 0 | 4 | 8 | 2 | |
| 2014-15 | 5 | 4 | 0 | - | 1 | 9 | 16 | 3 | 3 | 3 | 0 | - | 0 | 6 | 10 | 1 | 2 | 1 | 0 | - | 1 | 3 | 6 | 2 | |
| 2013-14 | 4 | 3 | 1 | - | 0 | 6 | 11 | 10 | 2 | 1 | 1 | - | 0 | 2 | 4 | 5 | 2 | 2 | 0 | - | 0 | 4 | 7 | 5 | |
| 2012-13 | 3 | 1 | 2 | - | 0 | 2 | 4 | 6 | 2 | 1 | 1 | - | 0 | 2 | 3 | 3 | 1 | 0 | 1 | - | 0 | 0 | 1 | 3 | |
| 2011-12 | 4 | 3 | 1 | - | 0 | 6 | 12 | 11 | 2 | 1 | 1 | - | 0 | 2 | 6 | 7 | 2 | 2 | 0 | - | 0 | 4 | 6 | 4 | |
| 2010-11 | 4 | 2 | 2 | - | 0 | 4 | 11 | 13 | 2 | 1 | 1 | - | 0 | 2 | 7 | 8 | 2 | 1 | 1 | - | 0 | 2 | 4 | 5 | |
| 2009-10 | 4 | 0 | 3 | - | 1 | 1 | 8 | 21 | 2 | 0 | 1 | - | 1 | 1 | 4 | 9 | 2 | 0 | 2 | - | 0 | 0 | 4 | 12 | |
| 2008-09 | 4 | 2 | 2 | - | 0 | 4 | 15 | 13 | 2 | 1 | 1 | - | 0 | 2 | 8 | 7 | 2 | 1 | 1 | - | 0 | 2 | 7 | 6 | |
| 2007-08 | 4 | 0 | 2 | - | 2 | 2 | 12 | 19 | 2 | 0 | 1 | - | 1 | 1 | 5 | 8 | 2 | 0 | 1 | - | 1 | 1 | 7 | 11 | |
| 2006-07 | 4 | 1 | 3 | - | 0 | 2 | 8 | 16 | 2 | 0 | 2 | - | 0 | 0 | 3 | 7 | 2 | 1 | 1 | - | 0 | 2 | 5 | 9 | |
| 2005-06 | 4 | 0 | 3 | - | 1 | 1 | 10 | 19 | 2 | 0 | 1 | - | 1 | 1 | 4 | 8 | 2 | 0 | 2 | - | 0 | 0 | 6 | 11 | |
| 2004-05 | DID NOT PLAY | | | | | | | | | | | | | | | | | | | | | | | | |
| 2003-04 | 4 | 3 | 0 | 0 | 1 | 7 | 11 | 7 | 2 | 2 | 0 | 0 | 0 | 4 | 5 | 2 | 2 | 1 | 0 | 0 | 1 | 3 | 6 | 5 | |
| 2002-03 | 4 | 1 | 1 | 2 | 0 | 4 | 7 | 8 | 2 | 0 | 1 | 1 | 0 | 1 | 2 | 5 | 2 | 1 | 0 | 1 | 0 | 3 | 5 | 3 | |
| 2001-02 | 4 | 0 | 3 | 1 | 0 | 1 | 7 | 15 | 2 | 0 | 1 | 1 | 0 | 1 | 5 | 7 | 2 | 0 | 2 | 0 | 0 | 0 | 2 | 8 | |
| 2000-01 | 4 | 1 | 3 | 0 | 0 | 2 | 11 | 14 | 2 | 1 | 1 | 0 | 0 | 2 | 6 | 6 | 2 | 0 | 2 | 0 | 0 | 0 | 5 | 8 | |
| 1999-00 | 4 | 1 | 2 | 0 | 1 | 3 | 10 | 11 | 2 | 1 | 0 | 0 | 1 | 3 | 6 | 5 | 2 | 0 | 2 | 0 | 0 | 0 | 4 | 6 | |
| 1998-99 | 4 | 2 | 2 | 0 | - | 4 | 10 | 12 | 2 | 1 | 1 | 0 | - | 2 | 5 | 7 | 2 | 1 | 1 | 0 | - | 2 | 5 | 5 | |
| 1997-98 | 4 | 0 | 3 | 1 | - | 1 | 5 | 16 | 2 | 0 | 1 | 1 | - | 1 | 4 | 8 | 2 | 0 | 2 | 0 | - | 0 | 1 | 8 | |
| 1996-97 | 4 | 1 | 3 | 0 | - | 2 | 8 | 11 | 2 | 0 | 2 | 0 | - | 0 | 7 | 10 | 2 | 1 | 1 | 0 | - | 2 | 7 | 5 | |
| 1995-96 | 4 | 2 | 2 | 0 | - | 4 | 18 | 13 | 2 | 0 | 2 | 0 | - | 0 | 7 | 10 | 2 | 2 | 0 | 0 | - | 4 | 11 | 3 | |
| 1994-95 | 4 | 1 | 3 | 0 | - | 2 | 10 | 11 | 2 | 0 | 2 | 0 | - | 0 | 3 | 8 | 2 | 1 | 1 | 0 | - | 2 | 7 | 3 | |
| 1993-94 | 4 | 2 | 1 | 1 | - | 5 | 10 | 8 | 2 | 1 | 1 | 0 | - | 2 | 4 | 3 | 2 | 1 | 0 | 1 | - | 3 | 6 | 5 | |
| 1992-93 | 2 | 0 | 2 | 0 | - | 0 | 5 | 8 | 1 | 0 | 1 | 0 | - | 0 | 1 | 3 | 1 | 0 | 1 | 0 | - | 0 | 4 | 5 | |
| TOTALS | 98 | 42 | 47 | 5 | 8 | 97 | 269 | 300 | 52 | 20 | 25 | 3 | 5 | 348 | 127 | 154 | 50 | 22 | 22 | 2 | | 49 | 140 | 146 | |

SERIES INFORMATION

Last Lightning Win: Feb. 21, 2019 (Buffalo 1 @ Lightning 2, Shootout)
Last Buffalo Win: Nov. 13, 2018 (Buffalo 2 @ Lightning 1)
Last Tie: Mar. 9, 2003 (Buffalo 1 @ Lightning 1)
Last Lightning Overtime Win: Mar. 29, 2014 (Lightning 4 @ Buffalo 3)
Last Buffalo Overtime Win: Feb. 28, 2018 (Buffalo 2 @ Lightning 1)
Last Lightning Shootout Win: Feb. 21, 2019 (Lightning 2 @ Buffalo 1)
Last Buffalo Shootout Win: Dec. 2, 2014 (Lightning 1 @ Buffalo 2)
Last Lightning Shutout: Nov. 28, 2017 (Lightning 2 @ Buffalo 0)
Last Buffalo Shutout: Dec. 23, 1999 (Lightning 0 @ Buffalo 2)
Last Lightning Win at Home: Feb. 21, 2019 (Buffalo 1 @ Lightning 2)
Last Buffalo Win at Home: Nov. 13, 2018 (Lightning 1 @ Buffalo 2)
Last Lightning Win at Buffalo: Jan. 12, 2019 (Lightning 5 @ Buffalo 3)
Last Buffalo Win at Tampa Bay: Feb. 28, 2018 (Buffalo 2 @ Lightning 1, OT)
Most Goals by Lightning: 7, Apr. 6, 2018 (Buffalo 5 @ Lightning 7)
Most Goals by Buffalo: 8, Mar. 9, 2006 (Lightning 5 @ Buffalo 8)
Most Goals by Both Teams: 13, Mar. 9, 2006 (Lightning 5 @ Buffalo 8)
Last Lightning Hat Trick: None
Last Buffalo Hat Trick: Vanek, Apr. 5, 2011 (Lightning 2 @ Buffalo 4)

2018-19 SEASON SUMMARY

WON :3 LOST:1 OT:1

AT TAMPA BAY LIGHTNING

| DATE | TEAM | OPPONENT | ATTEND | GOALTENDERS | W GOAL |
|--------------|-------------|----------|--------|------------------------|-----------------|
| 29 Nov '18 | Lightning 5 | Sabres 4 | 19,092 | Domingue vs. Hutton | Cedric Paquette |
| 21 Feb '19** | Lightning 2 | Sabres 1 | 19,092 | Vasilevskiy vs. Hutton | Steven Stamkos |

* Overtime
** Shootout

AT BUFFALO SABRES

| DATE | TEAM | OPPONENT | ATTEND | GOALTENDERS | W GOAL |
|------------|-------------|----------|--------|----------------------|----------------|
| 13 Nov '18 | Lightning 1 | Sabres 2 | 15,833 | Domingue vs. Hutton | Kyle Okposo |
| 12 Jan '19 | Lightning 5 | Sabres 3 | 19,070 | Domingue vs. Ullmark | Steven Stamkos |

GOALS BY PERIOD

| | 1ST | 2ND | 3RD | OT | TOTAL |
|-----------|-----|-----|-----|----|-------|
| LIGHTNING | 4 | 3 | 5 | 0 | 12 |
| SABRES | 6 | 2 | 2 | 0 | 10 |

SHOTS BY PERIOD

| | 1ST | 2ND | 3RD | OT | TOTAL |
|-----------|-----|-----|-----|----|-------|
| LIGHTNING | 45 | 49 | 36 | 3 | 133 |
| SABRES | 51 | 25 | 27 | 1 | 104 |

INDIVIDUAL SCORING

TAMPA BAY LIGHTNING

| Player | GP | G | A | P | +/- | PIM |
|-----------|----|---|---|---|-----|-----|
| Kucherov | 4 | 3 | 3 | 6 | 3 | 2 |
| Killorn | 4 | 1 | 3 | 4 | 3 | 2 |
| Hedman | 4 | 0 | 4 | 4 | 4 | 0 |
| Stamkos | 4 | 2 | 1 | 3 | 0 | 2 |
| Cirelli | 4 | 1 | 1 | 2 | 2 | 0 |
| Palat | 3 | 1 | 1 | 2 | 2 | 0 |
| Point | 4 | 1 | 1 | 2 | -3 | 4 |
| Sergachev | 4 | 0 | 2 | 2 | 2 | 4 |
| Johnson | 4 | 0 | 2 | 2 | -2 | 2 |
| Girardi | 3 | 1 | 0 | 1 | 0 | 0 |
| Callahan | 3 | 1 | 0 | 1 | 0 | 0 |
| Paquette | 4 | 1 | 0 | 1 | 0 | 0 |
| Gourde | 4 | 0 | 1 | 1 | -2 | 2 |
| Miller | 4 | 0 | 1 | 1 | 0 | 4 |
| Cernak | 2 | 0 | 1 | 1 | -3 | 4 |
| Joseph | 3 | 0 | 0 | 0 | -3 | 2 |
| Coburn | 4 | 0 | 0 | 0 | -4 | 2 |
| Erne | 3 | 0 | 0 | 0 | 0 | 0 |
| McDonagh | 4 | 0 | 0 | 0 | -1 | 0 |
| Stralman | 1 | 0 | 0 | 0 | 1 | 0 |

Power Play: 2-11 (18.18%)

BUFFALO SABRES

| Player | GP | G | A | P | +/- | PIM |
|-------------|----|---|---|---|-----|-----|
| Reinhart | 4 | 3 | 1 | 4 | 3 | 0 |
| Eichel | 4 | 0 | 3 | 3 | 3 | 4 |
| Thompson | 4 | 2 | 0 | 2 | 1 | 0 |
| Skinner | 4 | 1 | 1 | 2 | 1 | 4 |
| Girgensons | 4 | 1 | 1 | 2 | 0 | 2 |
| Dahlin | 4 | 1 | 1 | 2 | 3 | 0 |
| Sheary | 3 | 0 | 2 | 2 | 2 | 0 |
| Bogossian | 4 | 0 | 2 | 2 | -1 | 4 |
| Beaulieu | 3 | 0 | 2 | 2 | -1 | 10 |
| Okposo | 3 | 1 | 0 | 1 | 0 | 0 |
| Scandella | 2 | 1 | 0 | 1 | 0 | 0 |
| Sobotka | 4 | 0 | 1 | 1 | -4 | 0 |
| Pominville | 4 | 0 | 1 | 1 | -2 | 0 |
| Ristolainen | 4 | 0 | 1 | 1 | 0 | 4 |
| Mittelstadt | 4 | 0 | 1 | 1 | 0 | 0 |
| Nelson | 1 | 0 | 1 | 1 | 0 | 0 |
| Elie | 1 | 0 | 1 | 1 | 0 | 0 |
| Rodrigues | 4 | 0 | 0 | 0 | -4 | 0 |
| Smith | 1 | 0 | 0 | 0 | 0 | 0 |
| Larsson | 4 | 0 | 0 | 0 | 1 | 10 |
| Pilot | 1 | 0 | 0 | 0 | -1 | 2 |
| Hunwick | 1 | 0 | 0 | 0 | 0 | 0 |
| McCabe | 4 | 0 | 0 | 0 | 0 | 0 |

Power Play: 0-11 (0%)

GOALTENDING

TAMPA BAY LIGHTNING

| GOALIE | GP | MIN | W-L-OT | SO | GA | SA | SV | GAA | SV% |
|-------------|----|--------|--------|----|----|----|----|------|------|
| Domingue | 3 | 178:29 | 2-1-0 | 0 | 9 | 74 | 65 | 3.03 | .874 |
| Vasilevskiy | 1 | 65:00 | 1-0-0 | 0 | 1 | 30 | 29 | 0.92 | .967 |

BUFFALO SABRES

| GOALIE | GP | MIN | W-L-OT | SO | GA | SA | SV | GAA | SV% |
|---------|----|--------|--------|----|----|-----|-----|------|------|
| Hutton | 3 | 183:17 | 1-2-0 | 0 | 7 | 107 | 100 | 2.29 | .936 |
| Ullmark | 1 | 58:59 | 0-1-0 | 0 | 5 | 30 | 25 | 5.12 | .833 |



CALGARY FLAMES



555 Saddledome Rise Southeast
Calgary, Alberta, Canada

Phone: (403) 777-4646

Website: flames.nhl.com

Team Colors: Red, White, Black, Gold

Inaugural Season: 1972-73 (Relocated from Atlanta in 1980)

Arena: Scotiabank Saddledome (19,289)

Stanley Cup Titles: 1 (1989)

Television: Sportsnet West

Radio: CFAC-AM 960

General Manager: Brad Treliving

Head Coach: Bill Peters

Assistant Coaches: Ryan Huska, Martin Gelinas, Geoff Ward

Media & Communications Managers: Peter Hanlon, Sean Kelso, Dalton Ulrich

SERIES INFORMATION

Last Lightning Win: Feb. 12, 2019 (Lightning 5 @ Calgary 3)

Last Calgary Win: Jan. 11, 2018 (Calgary 5 @ Lightning 1)

Last Tie: Oct. 7, 1995 (Calgary 3 @ Lightning 3)

Last Lightning Overtime Win: Oct. 21, 2014 (Lightning 2 @ Calgary 1)

Last Calgary Overtime Win: Mar. 10, 2007 (Lightning 3 @ Calgary 2)

Last Lightning Shootout Win: Dec. 20, 2018 (Lightning 5 @ Calgary 4)

Last Calgary Shootout Win: None

Last Lightning Shutout: Jan. 3, 2014 (Lightning 2 @ Calgary 0)

Last Calgary Shutout: Jan. 2, 1996 (Lightning 0 @ Calgary 10)

Last Lightning Win at Home: Feb. 12, 2019 (Calgary 3 @ Lightning 6)

Last Calgary Win at Home: Jan. 5, 2016 (Lightning 1 @ Calgary 3)

Last Lightning Win at Calgary: Dec. 20, 2018 (Lightning 5 @ Calgary 4, Shootout)

Last Calgary Win at Tampa Bay: Jan. 11, 2018 (Calgary 5 @ Lightning 1)

Most Goals by Lightning: 8, Mar. 1, 2009 (Lightning 8 @ Calgary 6)

Most Goals by Calgary: 10, Jan. 2, 1996 (Lightning 0 @ Calgary 10)

Most Goals by Both Teams: 15, Dec. 13, 2007 (Calgary 9 @ Lightning 6)

Last Lightning Hat Trick: Martin St. Louis, Jan. 24, 2004 (Lightning 6 @ Calgary 2)

Last Calgary Hat Trick: Kristian Huselius/Jarome Iginla, Dec. 13, 2007 (Calgary 9 @ Lightning 6)

2019-2020 SCHEDULE

| DATE | SITE | TIME |
|-------------|-----------|----------|
| February 29 | Tampa Bay | 4:00 PM |
| March 21 | Calgary | 10:00 PM |

ALL-TIME SERIES

| SEASON | OVERALL | | | | | | HOME | | | | | | ROAD | | | | | |
|---------|---------|----|----|---|-----|-----|------|----|---|---|-----|-----|------|----|---|---|-----|-----|
| | GP | W | L | T | OTL | PTS | GP | W | L | T | OTL | PTS | GP | W | L | T | OTL | PTS |
| 2018-19 | 2 | 2 | 0 | - | 0 | 4 | 1 | 1 | 0 | - | 0 | 2 | 1 | 1 | 0 | - | 0 | 2 |
| 2017-18 | 2 | 1 | 1 | - | 0 | 2 | 1 | 0 | 1 | - | 0 | 0 | 1 | 1 | 0 | - | 0 | 1 |
| 2016-17 | 2 | 1 | 1 | - | 0 | 2 | 1 | 0 | 1 | - | 0 | 0 | 1 | 1 | 0 | - | 0 | 2 |
| 2015-16 | 2 | 1 | 1 | - | 0 | 2 | 1 | 1 | 0 | - | 0 | 2 | 1 | 0 | 1 | - | 0 | 0 |
| 2014-15 | 2 | 2 | 0 | - | 0 | 4 | 1 | 1 | 0 | - | 0 | 2 | 1 | 1 | 0 | - | 0 | 2 |
| 2013-14 | 2 | 1 | 1 | - | - | 2 | 1 | 0 | 1 | - | 0 | 1 | 1 | 1 | 0 | - | - | 2 |
| 2012-13 | - | - | - | - | - | - | - | - | - | - | - | - | - | - | - | - | - | - |
| 2011-12 | 1 | 1 | 0 | - | 0 | 2 | 1 | 1 | 0 | - | 0 | 2 | - | - | - | - | - | - |
| 2010-11 | 1 | 0 | 1 | - | 0 | 0 | - | - | - | - | - | - | 1 | 0 | 1 | - | 0 | 0 |
| 2009-10 | 1 | 1 | 0 | - | 0 | 2 | 1 | 1 | 1 | 0 | - | 0 | 2 | - | - | - | - | - |
| 2008-09 | 1 | 1 | 0 | - | 0 | 2 | - | - | - | - | - | - | 1 | 1 | 0 | - | 0 | 2 |
| 2007-08 | 1 | 0 | 1 | - | 0 | 0 | 6 | 1 | 0 | 1 | - | 0 | 0 | - | - | - | - | - |
| 2006-07 | 1 | 1 | 0 | - | 0 | 2 | 0 | 0 | 0 | - | 0 | 0 | 1 | 1 | 0 | - | 0 | 2 |
| 2005-06 | - | - | - | - | - | - | - | - | - | - | - | - | - | - | - | - | - | - |
| 2004-05 | - | - | - | - | - | - | - | - | - | - | - | - | - | - | - | - | - | - |
| 2003-04 | 1 | 1 | 0 | 0 | 0 | 2 | - | - | - | - | - | - | 1 | 1 | 0 | 0 | 0 | 2 |
| 2002-03 | 1 | 0 | 1 | 0 | 0 | 0 | - | - | - | - | - | - | 1 | 0 | 1 | 0 | 0 | 0 |
| 2001-02 | 2 | 2 | 0 | 0 | 0 | 4 | 1 | 1 | 0 | 0 | 0 | 2 | 1 | 1 | 0 | 0 | 0 | 2 |
| 2000-01 | 1 | 0 | 1 | 0 | 0 | 0 | 1 | 0 | 1 | 0 | 0 | 0 | 0 | - | - | - | - | - |
| 1999-00 | 2 | 1 | 0 | 0 | 1 | 3 | 1 | 1 | 0 | 0 | 0 | 2 | 1 | 1 | 0 | 0 | 1 | 2 |
| 1998-99 | 2 | 0 | 2 | 0 | - | 0 | 1 | 0 | 1 | 0 | - | 0 | 1 | 1 | 0 | 1 | 0 | 1 |
| 1997-98 | 2 | 1 | 1 | 0 | - | 2 | 1 | 1 | 0 | 0 | - | 2 | 1 | 0 | 1 | 0 | - | 0 |
| 1996-97 | 2 | 2 | 0 | 0 | - | 4 | 1 | 1 | 0 | 0 | - | 2 | 1 | 1 | 0 | 0 | - | 2 |
| 1995-96 | 2 | 0 | 1 | 1 | - | 1 | 1 | 0 | 0 | 1 | - | 1 | 1 | 0 | 1 | 0 | - | 0 |
| 1994-95 | - | - | - | - | - | - | - | - | - | - | - | - | - | - | - | - | - | - |
| 1993-94 | 2 | 1 | 1 | 0 | - | 2 | 1 | 0 | 1 | 0 | - | 0 | 1 | 1 | 0 | 0 | - | 2 |
| 1992-93 | 3 | 1 | 2 | 0 | - | 2 | 2 | 1 | 1 | 0 | - | 2 | 1 | 0 | 1 | 0 | - | 0 |
| TOTALS | 38 | 21 | 15 | 1 | 1 | 44 | 19 | 10 | 8 | 1 | 0 | 21 | 19 | 11 | 7 | 0 | 1 | 23 |

2018-19 SEASON SUMMARY

WON : 2 LOST: 0 OT: 0

AT TAMPA BAY LIGHTNING

| DATE | TEAM | OPPONENT | ATTEND | GOALTENDERS | W GOAL |
|------------|-------------|----------|--------|-------------------------|-----------------|
| 12 Feb '19 | Lightning 6 | Flames 3 | 19,092 | Vasilevskiy vs. Rittich | Anthony Cirelli |

AT CALGARY FLAMES

| DATE | TEAM | OPPONENT | ATTEND | GOALTENDERS | W GOAL |
|--------------|-------------|----------|--------|----------------------|-------------|
| 20 Dec '18** | Lightning 5 | Flames 4 | 19,289 | Domingue vs. Rittich | J.T. Miller |

* Overtime

** Shootout

GOALS BY PERIOD

| | 1ST | 2ND | 3RD | OT | TOTAL |
|-----------|-----|-----|-----|----|-------|
| LIGHTNING | 4 | 4 | 2 | 0 | 10 |
| FLAMES | 4 | 1 | 2 | 0 | 7 |

SHOTS BY PERIOD

| | 1ST | 2ND | 3RD | OT | TOTAL |
|-----------|-----|-----|-----|----|-------|
| LIGHTNING | 19 | 25 | 17 | 2 | 63 |
| FLAMES | 18 | 15 | 19 | 7 | 59 |

INDIVIDUAL SCORING

TAMPA BAY LIGHTNING

| Player | GP | G | A | P | +/- | PIM |
|-----------|----|---|---|---|-----|-----|
| Kucherov | 2 | 1 | 5 | 6 | 4 | 0 |
| Point | 2 | 1 | 3 | 4 | 2 | 0 |
| Stamkos | 2 | 2 | 1 | 3 | -1 | 0 |
| Gourde | 2 | 1 | 2 | 3 | 3 | 0 |
| Cirelli | 2 | 1 | 1 | 2 | 1 | 0 |
| Killorn | 2 | 1 | 0 | 1 | 1 | 2 |
| Palat | 1 | 1 | 0 | 1 | 0 | 0 |
| Girardi | 2 | 1 | 0 | 1 | 1 | 0 |
| Paquette | 2 | 1 | 0 | 1 | 1 | 2 |
| Miller | 1 | 0 | 1 | 1 | -2 | 0 |
| Martel | 2 | 0 | 1 | 1 | 1 | 0 |
| Callahan | 1 | 0 | 1 | 1 | 1 | 0 |
| Coburn | 2 | 0 | 1 | 1 | -1 | 0 |
| Stralman | 2 | 0 | 1 | 1 | 2 | 2 |
| Erne | 2 | 0 | 1 | 1 | 1 | 0 |
| McDonagh | 2 | 0 | 1 | 1 | 2 | 2 |
| Johnson | 2 | 0 | 0 | 0 | -3 | 0 |
| Hedman | 2 | 0 | 0 | 0 | 2 | 0 |
| Cernak | 1 | 0 | 0 | 0 | 0 | 2 |
| Sergachev | 1 | 0 | 0 | 0 | 0 | 0 |

Power Play: 2-8 (25%)

CALGARY FLAMES

| Player | GP | G | A | P | +/- | PIM |
|-------------|----|---|---|---|-----|-----|
| Gaudreau | 2 | 1 | 3 | 4 | 0 | 0 |
| Monahan | 2 | 3 | 0 | 3 | -1 | 0 |
| Bennett | 2 | 1 | 1 | 2 | 1 | 0 |
| Lindholm | 2 | 3 | 4 | 1 | 0 | 0 |
| Backlund | 2 | 1 | 0 | 1 | 0 | 0 |
| Giordano | 2 | 1 | 0 | 1 | -1 | 0 |
| Tkachuk | 2 | 0 | 1 | 1 | -1 | 0 |
| Hanifin | 2 | 0 | 1 | 1 | -1 | 0 |
| Brodie | 2 | 0 | 0 | 0 | -4 | 0 |
| Ryan | 2 | 0 | 0 | 0 | -1 | 0 |
| Neal | 2 | 0 | 0 | 0 | -1 | 0 |
| Hathaway | 2 | 0 | 0 | 0 | -2 | 2 |
| Jankowski | 2 | 0 | 0 | 0 | -1 | 0 |
| Andersson | 2 | 0 | 0 | 0 | -1 | 2 |
| Frolik | 1 | 0 | 0 | 0 | -2 | 2 |
| Hamon | 2 | 0 | 0 | 0 | 1 | 2 |
| Kylington | 2 | 0 | 0 | 0 | 0 | 4 |
| Mangiapanne | 1 | 0 | 0 | 0 | 0 | 2 |

Power Play: 2-5 (40%)

GOALTENDING

TAMPA BAY LIGHTNING

| GOALIE | GP | MIN | W-L-OT | SO | GA | SA | SV | GAA | SV% |
|-------------|----|-------|--------|----|----|----|----|------|------|
| Domingue | 1 | 65:00 | 1-0-0 | 0 | 4 | 37 | 33 | 3.69 | .892 |
| Vasilevskiy | 1 | 59:44 | 1-0-0 | 0 | 3 | 22 | 19 | 3.03 | .864 |

CALGARY FLAMES

| GOALIE | GP | MIN | W-L-OT | SO | GA | SA | SV | GAA | SV% |
|---------|----|--------|--------|----|----|----|----|------|------|
| Rittich | 2 | 125:00 | 0-1-1 | 0 | 10 | 63 | 53 | 4.80 | .834 |



CAROLINA HURRICANES



1400 Edwards Mill Road
Raleigh, North Carolina 27607
Phone: (919) 467-7825
Website: hurricanes.nhl.com
Team Colors: Red, White, Black, Silver
Inaugural Season: 1979-80
(Relocated from Hartford in 1997)
PNC Arena (18,680)
1 (2006)
Stanley Cup Titles:
Television: Fox Sports Carolinas
Radio: WCMC-FM 99.9
General Manager: Don Waddell
Head Coach: Rod Brind'Amour
Assistant Coaches: Jeff Daniels, Dean Chynoweth
Media & Communications Managers: Mike Sundheim, Pace Sagester, Mike Brown

2019-2020 SCHEDULE

| DATE | SITE | TIME |
|-------------|-----------|---------|
| October 6 | Carolina | 5:00 PM |
| November 30 | Tampa Bay | 7:00 PM |
| January 5 | Carolina | 5:00 PM |

ALL-TIME SERIES

| SEASON | GP | | | OVERALL | | | PTS | | | GF | | | GA | | | HOME | | | PTS | | | GF | | | GA | | | ROAD | | | PTS | | | GF | | | GA | | | | | | |
|---------|--------------|----|----|---------|---|-----|-----|-----|----|----|----|---|----|----|-----|------|----|----|-----|---|---|----|-----|-----|-----|----|----|------|---|---|-----|-----|-----|----|----|----|----|---|----|-----|-----|----|----|
| | W | L | T | W | L | T | W | L | T | W | L | T | W | L | T | W | L | T | W | L | T | W | L | T | W | L | T | W | L | T | W | L | T | W | L | T | | | | | | | |
| 2018-19 | 3 | 3 | 0 | - | 0 | 6 | 13 | 6 | 2 | 2 | 0 | - | 0 | 4 | 7 | 3 | 1 | 1 | 0 | - | 0 | 2 | 5 | 4 | 2 | 1 | 1 | 0 | - | 0 | 2 | 5 | 4 | 2 | 1 | 1 | 0 | - | 0 | 2 | 5 | 4 | |
| 2017-18 | 3 | 2 | 0 | - | 1 | 5 | 12 | 8 | 1 | 1 | 0 | - | 0 | 2 | 5 | 4 | 2 | 1 | 0 | - | 0 | 2 | 5 | 4 | 2 | 1 | 0 | 0 | - | 1 | 3 | 7 | 4 | 1 | 0 | 0 | - | 1 | 3 | 7 | 4 | | |
| 2016-17 | 3 | 2 | 0 | - | 1 | 5 | 7 | 5 | 2 | 2 | 0 | - | 0 | 4 | 7 | 4 | 1 | 0 | 0 | - | 0 | 4 | 7 | 4 | 1 | 0 | 0 | - | 1 | 1 | 0 | 0 | 1 | 0 | 0 | - | 1 | 1 | 0 | 0 | 1 | | |
| 2015-16 | 3 | 3 | 0 | - | 0 | 6 | 12 | 8 | 1 | 1 | 0 | - | 0 | 2 | 4 | 3 | 2 | 2 | 0 | - | 0 | 4 | 8 | 5 | 2 | 2 | 0 | - | 0 | 4 | 8 | 5 | 2 | 2 | 0 | - | 0 | 4 | 8 | 5 | | | |
| 2014-15 | 3 | 2 | 1 | - | 0 | 4 | 6 | 6 | 2 | 2 | 0 | - | 0 | 4 | 4 | 2 | 1 | 0 | 1 | - | 0 | 0 | 2 | 4 | 2 | 1 | 0 | 1 | - | 0 | 0 | 2 | 4 | 2 | 1 | 0 | 1 | - | 0 | 0 | 2 | 4 | |
| 2013-14 | 3 | 3 | 0 | - | 0 | 6 | 11 | 5 | 1 | 1 | 0 | - | 0 | 2 | 3 | 2 | 2 | 2 | 0 | - | 0 | 4 | 8 | 3 | 2 | 2 | 0 | - | 0 | 4 | 8 | 3 | 2 | 2 | 0 | - | 0 | 4 | 8 | 3 | | | |
| 2012-13 | 5 | 4 | 1 | - | 0 | 8 | 20 | 7 | 2 | 1 | 1 | - | 0 | 2 | 6 | 4 | 3 | 3 | 0 | - | 0 | 6 | 14 | 3 | 2 | 3 | 0 | - | 0 | 6 | 14 | 3 | 2 | 3 | 0 | - | 0 | 6 | 14 | 3 | | | |
| 2011-12 | 6 | 3 | 3 | - | 0 | 6 | 20 | 19 | 3 | 1 | 2 | - | 0 | 2 | 9 | 11 | 3 | 2 | 1 | - | 0 | 4 | 11 | 8 | 3 | 2 | 1 | - | 0 | 4 | 11 | 8 | 3 | 2 | 1 | - | 0 | 4 | 11 | 8 | | | |
| 2010-11 | 6 | 4 | 2 | - | 0 | 8 | 26 | 18 | 3 | 2 | 1 | - | 0 | 4 | 12 | 8 | 3 | 2 | 1 | - | 0 | 4 | 14 | 10 | 10 | 3 | 2 | 1 | - | 0 | 4 | 14 | 10 | 10 | 3 | 2 | 1 | - | 0 | 4 | 14 | 10 | |
| 2009-10 | 6 | 3 | 2 | - | 1 | 7 | 18 | 19 | 3 | 2 | 1 | - | 0 | 4 | 13 | 12 | 3 | 1 | 1 | - | 1 | 3 | 5 | 7 | 7 | 3 | 1 | 1 | - | 1 | 3 | 5 | 7 | 7 | 3 | 1 | 1 | - | 1 | 3 | 5 | 7 | |
| 2008-09 | 6 | 0 | 4 | - | 2 | 2 | 13 | 26 | 3 | 0 | 2 | - | 1 | 1 | 8 | 16 | 3 | 0 | 2 | - | 1 | 1 | 5 | 10 | 10 | 3 | 0 | 2 | - | 1 | 1 | 5 | 10 | 10 | 3 | 0 | 2 | - | 1 | 1 | 5 | 10 | |
| 2007-08 | 8 | 4 | 4 | - | 0 | 8 | 22 | 23 | 4 | 3 | 1 | - | 0 | 6 | 11 | 7 | 4 | 1 | 3 | - | 0 | 2 | 11 | 16 | 16 | 4 | 1 | 3 | - | 0 | 2 | 11 | 16 | 16 | 4 | 1 | 3 | - | 0 | 2 | 11 | 16 | |
| 2006-07 | 8 | 5 | 3 | - | 0 | 10 | 29 | 24 | 4 | 2 | 2 | - | 0 | 4 | 11 | 11 | 4 | 3 | 1 | - | 0 | 6 | 18 | 13 | 13 | 4 | 3 | 1 | - | 0 | 6 | 18 | 13 | 13 | 4 | 3 | 1 | - | 0 | 6 | 18 | 13 | |
| 2005-06 | 8 | 5 | 2 | - | 1 | 11 | 32 | 26 | 4 | 4 | 0 | - | 0 | 8 | 18 | 11 | 4 | 1 | 2 | - | 1 | 3 | 14 | 15 | 15 | 4 | 1 | 2 | - | 1 | 3 | 14 | 15 | 15 | 4 | 1 | 2 | - | 1 | 3 | 14 | 15 | |
| 2004-05 | DID NOT PLAY | | | | | | | | | | | | | | | | | | | | | | | | | | | | | | | | | | | | | | | | | | |
| 2003-04 | 6 | 3 | 1 | 2 | 0 | 8 | 15 | 15 | 3 | 2 | 1 | 0 | 0 | 4 | 10 | 12 | 3 | 1 | 0 | 2 | 0 | 4 | 5 | 3 | 3 | 3 | 1 | 0 | 2 | 0 | 4 | 5 | 3 | 3 | 1 | 0 | 2 | 0 | 4 | 5 | 3 | | |
| 2002-03 | 5 | 3 | 0 | 2 | 0 | 8 | 13 | 6 | 2 | 2 | 0 | 0 | 0 | 4 | 8 | 2 | 3 | 1 | 0 | 2 | 0 | 4 | 5 | 4 | 4 | 2 | 1 | 0 | 2 | 0 | 4 | 5 | 4 | 4 | 2 | 1 | 0 | 2 | 0 | 4 | 5 | 4 | |
| 2001-02 | 5 | 2 | 3 | 0 | 0 | 4 | 11 | 10 | 3 | 1 | 2 | 0 | 0 | 2 | 5 | 6 | 2 | 1 | 0 | 0 | 0 | 2 | 6 | 4 | 4 | 2 | 1 | 1 | 0 | 0 | 2 | 6 | 4 | 4 | 2 | 1 | 1 | 0 | 0 | 2 | 6 | 4 | |
| 2000-01 | 5 | 2 | 2 | 0 | 1 | 5 | 13 | 16 | 2 | 2 | 0 | 0 | 0 | 4 | 4 | 2 | 3 | 0 | 2 | 0 | 0 | 1 | 1 | 9 | 14 | 3 | 0 | 2 | 0 | 1 | 1 | 9 | 14 | 3 | 0 | 2 | 0 | 1 | 1 | 9 | 14 | | |
| 1999-00 | 5 | 1 | 3 | 1 | 0 | 3 | 12 | 18 | 3 | 1 | 1 | 1 | 0 | 3 | 8 | 10 | 2 | 0 | 2 | 0 | 0 | 0 | 4 | 8 | 8 | 2 | 0 | 2 | 0 | 0 | 0 | 4 | 8 | 8 | 2 | 0 | 2 | 0 | 0 | 4 | 8 | 8 | |
| 1998-99 | 5 | 0 | 2 | 3 | - | 3 | 14 | 16 | 2 | 0 | 1 | 1 | - | 1 | 4 | 5 | 3 | 0 | 1 | 2 | - | 2 | 10 | 11 | 3 | 3 | 0 | 1 | 2 | - | 2 | 10 | 11 | 3 | 3 | 0 | 1 | 2 | - | 2 | 10 | 11 | |
| 1997-98 | 4 | 1 | 2 | 1 | - | 3 | 9 | 10 | 2 | 1 | 1 | 0 | - | 2 | 6 | 5 | 2 | 0 | 1 | 1 | - | 1 | 3 | 5 | 5 | 2 | 0 | 1 | 1 | - | 1 | 3 | 5 | 5 | 2 | 0 | 1 | 1 | - | 1 | 3 | 5 | |
| 1996-97 | 4 | 0 | 4 | 0 | - | 0 | 11 | 19 | 2 | 0 | 2 | 0 | - | 0 | 5 | 11 | 2 | 0 | 2 | 0 | - | 0 | 6 | 8 | 8 | 2 | 0 | 2 | 0 | - | 0 | 6 | 8 | 8 | 2 | 0 | 2 | 0 | - | 0 | 6 | 8 | |
| 1995-96 | 4 | 2 | 1 | 1 | - | 5 | 12 | 12 | 2 | 1 | 0 | 1 | - | 3 | 6 | 4 | 2 | 1 | 1 | 0 | - | 2 | 6 | 8 | 8 | 2 | 1 | 1 | 0 | - | 2 | 6 | 8 | 8 | 2 | 1 | 1 | 0 | - | 2 | 6 | 8 | |
| 1994-95 | 4 | 3 | 1 | 0 | - | 6 | 11 | 6 | 2 | 2 | 0 | 0 | - | 4 | 6 | 3 | 2 | 1 | 0 | 0 | - | 4 | 6 | 3 | 3 | 2 | 1 | 0 | 0 | - | 2 | 5 | 3 | 3 | 2 | 1 | 0 | 0 | - | 2 | 5 | 3 | |
| 1993-94 | 4 | 2 | 2 | 0 | - | 4 | 13 | 13 | 2 | 2 | 0 | 0 | - | 4 | 8 | 3 | 2 | 0 | 2 | 0 | - | 0 | 5 | 10 | 10 | 2 | 0 | 2 | 0 | - | 0 | 5 | 10 | 10 | 2 | 0 | 2 | 0 | - | 0 | 5 | 10 | 10 |
| 1992-93 | 2 | 0 | 2 | 0 | - | 0 | 4 | 7 | 1 | 0 | 1 | 0 | - | 0 | 3 | 4 | 1 | 0 | 1 | 0 | - | 0 | 1 | 3 | 3 | 1 | 0 | 1 | 0 | - | 0 | 1 | 3 | 3 | 1 | 0 | 1 | 0 | - | 0 | 1 | 3 | 3 |
| TOTALS | 124 | 62 | 45 | 10 | 7 | 141 | 379 | 348 | 61 | 38 | 19 | 3 | 1 | 76 | 191 | 165 | 63 | 25 | 26 | 7 | 6 | 61 | 188 | 183 | 183 | 63 | 25 | 26 | 7 | 6 | 61 | 188 | 183 | 63 | 25 | 26 | 7 | 6 | 61 | 188 | 183 | | |

SERIES INFORMATION

Last Lightning Win: March 21, 2019 (Lightning 6 @ Carolina 3)
Last Carolina Win: Apr. 7, 2018 (Lightning 2 @ Carolina 3, OT)
Last Tie: Nov. 23, 2003 (Lightning 0 @ Carolina 0)
Last Lightning Overtime Win: Mar. 1, 2017 (Carolina 3 @ Lightning 4)
Last Carolina Overtime Win: Apr. 7, 2018 (Lightning 2 @ Carolina 3)
Last Lightning Shootout Win: Jan. 20, 2007 (Lightning 6 @ Carolina 5)
Last Carolina Shootout Win: Oct. 6, 2009 (Lightning 1 @ Carolina 2)
Last Lightning Shutout: Nov. 1, 2013 (Lightning 3 @ Carolina 0)
Last Carolina Shutout: Dec. 4, 2016 (Lightning 0 @ Carolina 1, OT)
Last Lightning Win at Home: Jan. 10, 2019 (Carolina 1 @ Lightning 2)
Last Carolina Win at Home: Apr. 7, 2018 (Lightning 2 @ Carolina 3, OT)
Last Lightning Win at Carolina: March 21, 2019 (Lightning 6 @ Carolina 3)
Last Carolina Win at Tampa Bay: Apr. 21, 2013 (Carolina 3 @ Lightning 2)
Most Goals by Lightning: 6, 3x, Last: March 21, 2019 (Lightning 6 @ Carolina 3)
Most Goals by Carolina: 9, Mar. 7, 2009 (Carolina 9 @ Lightning 3)
Most Goals by Both Teams: 13, Apr. 6, 2010 (Carolina 8 @ Lightning 5)
Last Lightning Hat Trick: Tyler Johnson, Oct. 16, 2018 (Carolina 2 @ Lightning 4)
Last Carolina Hat Trick: Eric Staal, Mar. 7, 2009 (Carolina 9 @ Lightning 3)

2018-19 SEASON SUMMARY

WON :3 LOST: 0 OT: 0

AT TAMPA BAY LIGHTNING

| DATE | TEAM | OPPONENT | ATTEND | GOALTENDERS | W GOAL |
|------------|-------------|--------------|--------|------------------------|---------------|
| 16 Oct '18 | Lightning 4 | Hurricanes 2 | 19,092 | Domingue vs. Mrazek | Yanni Gourde |
| 10 Jan '19 | Lightning 3 | Hurricanes 1 | 19,092 | Vasilevskiy vs. Mrazek | Brayden Point |

AT CAROLINA HURRICANES

| DATE | TEAM | OPPONENT | ATTEND | GOALTENDERS | W GOAL |
|------------|-------------|--------------|--------|---------------------------------------|--------|
| 21 Mar '19 | Lightning 6 | Hurricanes 3 | 13,785 | Domingue vs. McElhinney/Ryan Callahan | |

GOALS BY PERIOD

| | 1ST | 2ND | 3RD | OT | TOTAL |
|------------|-----|-----|-----|----|-------|
| LIGHTNING | 3 | 1 | 9 | 0 | 13 |
| HURRICANES | 3 | 3 | 0 | 0 | 6 |

SHOTS BY PERIOD

| | 1ST | 2ND | 3RD | OT | TOTAL |
|------------|-----|-----|-----|----|-------|
| LIGHTNING | 18 | 35 | 36 | 0 | 89 |
| HURRICANES | 37 | 28 | 30 | 0 | 95 |

INDIVIDUAL SCORING

TAMPA BAY LIGHTNING

| Player | GP | G | A | P | +/- | PIM |
|-----------|----|---|---|----|-----|-----|
| Point | 3 | 3 | 2 | 5 | 3 | 2 |
| Stamkos | 3 | 1 | 4 | 5 | 0 | 2 |
| Johnson | 3 | 4 | 0 | 4 | 2 | 2 |
| Hedman | 3 | 0 | 4 | 4 | 1 | 2 |
| Kucherov | 3 | 0 | 3 | 3 | 3 | 0 |
| Miller | 2 | 0 | 3 | 3 | 2 | 0 |
| Palat | 3 | 1 | 1 | 2 | -2 | 0 |
| McDonagh | 3 | 1 | 1 | 2 | 1 | 0 |
| Girardi | 2 | 0 | 2 | 2 | 0 | 0 |
| Callahan | 1 | 1 | 0 | 1 | 0 | 0 |
| Cirelli | 3 | 1 | 0 | 1 | 0 | 0 |
| Gourde | 3 | 1 | 0 | 1 | -1 | 12 |
| Erne | 2 | 0 | 1 | 1 | 1 | 4 |
| Killorn | 3 | 0 | 1 | 1 | -2 | 2 |
| Cernak | 2 | 0 | 0 | 0 | 2 | 2 |
| Coburn | 3 | 0 | 0 | 0 | 0 | 0 |
| Rutta | 1 | 0 | 0 | 0 | 1 | 2 |
| Sergachev | 2 | 0 | 0 | 0 | 0 | 0 |
| Stralman | 2 | 0 | 0 | 0 | -1 | 0 |
| Martel | 1 | 0 | 0 | 0 | 0 | 0 |
| Paquette | 2 | 0 | 0 | 0 | 1 | 2 |
| Joseph | 3 | 1 | 1 | -1 | 0 | 0 |

Power Play: 5-12 (50%)

CAROLINA HURRICANES

| Player | GP | G | A | P | +/- | PIM |
|--------------|----|---|---|---|-----|-----|
| Staal | 2 | 1 | 1 | 2 | -2 | 0 |
| Hamilton | 3 | 1 | 1 | 2 | -1 | 4 |
| Teravainen | 3 | 0 | 2 | 2 | 1 | 2 |
| Aho | 3 | 0 | 2 | 2 | 0 | 0 |
| Williams | 3 | 1 | 0 | 1 | -2 | 0 |
| Niederreiter | 1 | 1 | 0 | 1 | 0 | 2 |
| Ferland | 3 | 1 | 0 | 1 | 0 | 2 |
| Necas | 1 | 1 | 0 | 1 | 1 | 2 |
| Foegele | 1 | 0 | 1 | 1 | -1 | 4 |
| Svechnikov | 3 | 0 | 1 | 1 | -2 | 6 |
| Pesce | 3 | 0 | 1 | 1 | 0 | 0 |
| van Riemsdyk | 3 | 0 | 1 | 1 | 2 | 2 |
| Zykov | 1 | 0 | 1 | 1 | 1 | 0 |
| Faulk | 3 | 0 | 0 | 0 | -1 | 0 |
| Slavin | 3 | 0 | 0 | 0 | -3 | 0 |
| Martinook | 3 | 0 | 0 | 0 | -2 | 0 |
| Wallmark | 3 | 0 | 0 | 0 | 0 | 0 |
| McGinn | 3 | 0 | 0 | 0 | -2 | 0 |
| McKegg | 2 | 0 | 0 | 0 | 1 | 2 |
| Rask | 1 | 0 | 0 | 0 | 0 | 0 |
| de Haan | 3 | 0 | 0 | 0 | -1 | 0 |
| Maenalananen | 1 | 0 | 0 | 0 | 0 | 0 |

CHICAGO BLACKHAWKS



1901 West Madison Street
Chicago, Illinois 60612

Phone: (312) 455-7000
Website: blackhawks.nhl.com
Team Colors: Red, White, Black
Inaugural Season: 1926-27
Arena: United Center (19,717)
Stanley Cup Titles: 6 (1934, 1938, 1961, 2010, 2013, 2015)

Television: Comcast Sports Net Chicago, WGN-TV
Radio: WGN-AM 720
General Manager: Stan Bowman
Head Coach: Jeremy Colliton
Assistant Coaches: Sheldon Brookbank, Jimmy Waite, Matt Meacham

Media & Communications Managers

Adam Rogowin,
John Steinmiller,
Lyndsey Stroppe,
Mike Horan

2019-2020 SCHEDULE

| DATE | SITE | TIME |
|-------------|-----------|---------|
| November 21 | Chicago | 8:30 PM |
| February 27 | Tampa Bay | 7:00 PM |

ALL-TIME SERIES

| SEASON | OVERALL | | | | | | | | HOME | | | | | | | | ROAD | | | | | | | | |
|---------|--------------|----|----|---|-----|-----|-----|-----|------|----|---|---|-----|-----|----|----|------|---|----|---|-----|-----|----|----|----|
| | GP | W | L | T | OTL | PTS | GF | GA | GP | W | L | T | OTL | PTS | GF | GA | GP | W | L | T | OTL | PTS | GF | GA | |
| 2018-19 | 2 | 2 | 0 | - | 0 | 4 | 10 | 5 | 1 | 1 | 0 | - | 0 | 2 | 4 | 2 | 1 | 1 | 0 | - | 0 | 2 | 6 | 3 | 3 |
| 2017-18 | 2 | 2 | 0 | - | 0 | 4 | 5 | 2 | 1 | 1 | 0 | - | 0 | 2 | 3 | 2 | 1 | 1 | 0 | - | 0 | 2 | 2 | 0 | 2 |
| 2016-17 | 2 | 2 | 0 | - | 0 | 4 | 10 | 6 | 1 | 1 | 0 | - | 0 | 2 | 5 | 4 | 1 | 1 | 0 | - | 0 | 2 | 5 | 2 | 0 |
| 2015-16 | 2 | 1 | 0 | - | 1 | 3 | 2 | 2 | 1 | 1 | 0 | - | 0 | 2 | 2 | 1 | 1 | 0 | 0 | - | 1 | 1 | 0 | 1 | 1 |
| 2014-15 | 2 | 1 | 0 | - | 1 | 3 | 6 | 2 | 1 | 1 | 0 | - | 0 | 2 | 4 | 0 | 1 | 0 | 0 | - | 1 | 1 | 2 | 2 | 2 |
| 2013-14 | 2 | 2 | 0 | - | 0 | 4 | 8 | 7 | 1 | 1 | 0 | - | 0 | 2 | 6 | 5 | 1 | 1 | 0 | - | 0 | 2 | 2 | 2 | 2 |
| 2012-13 | - | - | - | - | - | - | - | - | - | - | - | - | - | - | - | - | - | - | - | - | - | - | - | - | - |
| 2011-12 | 1 | 1 | 0 | - | 0 | 2 | 5 | 4 | 1 | 1 | 0 | - | 0 | 2 | 5 | 4 | - | - | - | - | - | - | - | - | - |
| 2010-11 | 2 | 2 | 0 | - | 0 | 4 | 5 | 3 | 1 | 1 | 0 | - | 0 | 2 | 3 | 3 | 1 | 1 | 0 | - | 0 | 2 | 2 | 0 | 0 |
| 2009-10 | 1 | 0 | 1 | - | 0 | 0 | 0 | 4 | - | - | - | - | - | - | - | - | 1 | 0 | 1 | - | 0 | 0 | 0 | 4 | 1 |
| 2008-09 | 1 | 0 | 1 | - | 0 | 0 | 3 | 5 | 1 | 0 | 1 | - | 0 | 0 | 3 | 5 | - | - | - | - | - | - | - | - | - |
| 2007-08 | 1 | 0 | 1 | - | 0 | 0 | 1 | 5 | - | - | - | - | - | - | - | - | 1 | 0 | 1 | - | 0 | 0 | 1 | 5 | 1 |
| 2006-07 | - | - | - | - | - | - | - | - | - | - | - | - | - | - | - | - | - | - | - | - | - | - | - | - | - |
| 2005-06 | 1 | 1 | 0 | - | 0 | 2 | 3 | 2 | 1 | 1 | 0 | - | 0 | 2 | 3 | 2 | - | - | - | - | - | - | - | - | - |
| 2004-05 | DID NOT PLAY | | | | | | | | | | | | | | | | | | | | | | | | |
| 2003-04 | 1 | 1 | 0 | 0 | 0 | 2 | 5 | 3 | - | - | - | - | - | - | - | - | 1 | 1 | 0 | 0 | 0 | 2 | 5 | 3 | 3 |
| 2002-03 | 2 | 0 | 1 | 0 | 1 | 1 | 3 | 6 | 1 | 0 | 0 | 0 | 1 | 1 | 2 | 3 | 1 | 0 | 1 | 0 | 0 | 0 | 1 | 3 | 3 |
| 2001-02 | 2 | 0 | 1 | 1 | 0 | 1 | 2 | 4 | 1 | 0 | 0 | 1 | 0 | 1 | 2 | 2 | 1 | 0 | 1 | 0 | 0 | 0 | 0 | 2 | 2 |
| 2000-01 | 1 | 0 | 1 | 0 | 0 | 0 | 4 | 7 | - | - | - | - | - | - | - | - | 1 | 0 | 1 | 0 | 0 | 0 | 4 | 7 | 1 |
| 1999-00 | 2 | 0 | 2 | 0 | 0 | 0 | 3 | 10 | 1 | 0 | 1 | 0 | 0 | 0 | 1 | 4 | 1 | 0 | 1 | 0 | 0 | 0 | 1 | 5 | 7 |
| 1998-99 | 2 | 0 | 1 | 1 | - | 1 | 7 | 9 | 1 | 0 | 0 | 1 | - | 1 | 2 | 2 | 1 | 0 | 1 | 0 | - | 0 | 5 | 7 | 7 |
| 1997-98 | 2 | 2 | 0 | 0 | - | 4 | 5 | 1 | 1 | 1 | 0 | 0 | - | 2 | 1 | 0 | 1 | 1 | 0 | 0 | - | 2 | 4 | 1 | 1 |
| 1996-97 | 2 | 1 | 0 | 1 | - | 3 | 4 | 2 | 1 | 0 | 0 | 1 | - | 1 | 2 | 2 | 1 | 1 | 0 | 0 | - | 2 | 2 | 0 | 0 |
| 1995-96 | 2 | 2 | 0 | 0 | - | 4 | 6 | 1 | 1 | 1 | 0 | 0 | - | 2 | 2 | 0 | 1 | 1 | 0 | 0 | - | 2 | 4 | 1 | 1 |
| 1994-95 | - | - | - | - | - | - | - | - | - | - | - | - | - | - | - | - | - | - | - | - | - | - | - | - | - |
| 1993-94 | 2 | 1 | 1 | 0 | - | 2 | 4 | 4 | 1 | 1 | 0 | 0 | - | 2 | 4 | 3 | 1 | 0 | 1 | 0 | - | 0 | 0 | 1 | 1 |
| 1992-93 | 7 | 1 | 4 | 2 | - | 4 | 19 | 27 | 3 | 1 | 2 | 0 | - | 2 | 10 | 12 | 4 | 0 | 2 | 2 | - | 2 | 9 | 15 | 15 |
| TOTALS | 44 | 22 | 14 | 5 | 3 | 52 | 121 | 121 | 21 | 13 | 4 | 3 | 1 | 30 | 64 | 56 | 23 | 9 | 10 | 2 | 2 | 22 | 55 | 65 | 64 |

SERIES INFORMATION

Last Lightning Win: Nov. 23, 2018 (Chicago 2 @ Lightning 4)
Last Chicago Win: Oct. 24, 2015 (Lightning 0 @ Chicago 1, OT)
Last Tie: Jan. 18, 2002 (Chicago 2 @ Lightning 2)
Last Lightning Overtime Win: Nov. 22, 2017 (Chicago 2 @ Lightning 3, OT)
Last Chicago Overtime Win: Oct. 24, 2015 (Lightning 0 @ Chicago 1, OT)
Last Lightning Shootout Win: Oct. 5, 2013 (Lightning 3 @ Chicago 2)
Last Chicago Shootout Win: Nov. 11, 2014 (Lightning 2 @ Chicago 3)
Last Lightning Shutout: Jan. 22, 2018 (Lightning 2 @ Chicago 0)
Last Chicago Shutout: Oct. 24, 2015 (Lightning 0 @ Chicago 1, OT)
Last Lightning Win at Home: Nov. 23, 2018 (Chicago 2 @ Lightning 4)
Last Chicago Win at Home: Oct. 24, 2015 (Lightning 0 @ Chicago 1, OT)
Last Lightning Win at Chicago: Oct. 21, 2018 (Lightning 6 @ Chicago 3)
Last Chicago Win at Tampa Bay: Feb. 17, 2009 (Chicago 5 @ Lightning 3)
Most Goals by Lightning: 7, Oct. 7, 1992 (Lightning 7 vs. Chicago 3)
Most Goals by Chicago: 7, 2x, Last: Jan. 7, 2001 (Lightning 4 @ Chicago 7)
Most Goals by Both Teams: 12, Dec. 6, 1998 (Lightning 5 @ Chicago 7)
Last Lightning Hat Trick: Steven Stamkos, Nov. 4, 2011 (Chicago 4 @ Lightning 5, OT)
Last Chicago Hat Trick: Tony Amonte, Mar. 12, 2000 (Chicago 4 @ Lightning 1)

2018-19 SEASON SUMMARY

WON :2 LOST: 0 OT: 0

AT TAMPA BAY LIGHTNING

| DATE | TEAM | OPPONENT | ATTEND | GOALTENDERS | W GOAL |
|------------|-------------|--------------|--------|-----------------------|---------------|
| 23 Nov '18 | Lightning 4 | Blackhawks 2 | 19,092 | Domingue vs. Crawford | Brayden Point |

AT CHICAGO BLACKHAWKS

| DATE | TEAM | OPPONENT | ATTEND | GOALTENDERS | W GOAL |
|------------|-------------|--------------|--------|-------------------|---------------|
| 21 Oct '18 | Lightning 6 | Blackhawks 3 | 21,012 | Domingue vs. Ward | Brayden Point |

GOALS BY PERIOD

| | 1ST | 2ND | 3RD | OT | TOTAL |
|------------|-----|-----|-----|----|-------|
| LIGHTNING | 5 | 3 | 2 | 0 | 10 |
| BLACKHAWKS | 2 | 1 | 2 | 0 | 5 |

SHOTS BY PERIOD

| | 1ST | 2ND | 3RD | OT | TOTAL |
|------------|-----|-----|-----|----|-------|
| LIGHTNING | 31 | 39 | 14 | 0 | 84 |
| BLACKHAWKS | 28 | 13 | 27 | 0 | 68 |

INDIVIDUAL SCORING

TAMPA BAY LIGHTNING

| Player | GP | G | A | P | +/- | PIM |
|-----------|----|---|---|---|-----|-----|
| Point | 2 | 2 | 3 | 5 | 2 | 0 |
| Kucherov | 2 | 1 | 4 | 5 | 3 | 2 |
| Callahan | 2 | 2 | 0 | 2 | 3 | 0 |
| Johnson | 2 | 2 | 0 | 2 | 3 | 0 |
| Hedman | 2 | 1 | 1 | 2 | 2 | 0 |
| Miller | 2 | 0 | 2 | 2 | 2 | 0 |
| McDonagh | 2 | 0 | 2 | 2 | 4 | 2 |
| Cernak | 1 | 0 | 2 | 2 | 3 | 0 |
| Gourde | 2 | 1 | 0 | 1 | -2 | 0 |
| Cirelli | 2 | 1 | 0 | 1 | 0 | 2 |
| Palat | 1 | 0 | 1 | 1 | 2 | 2 |
| Girardi | 2 | 0 | 1 | 1 | 1 | 0 |
| Joseph | 2 | 0 | 0 | 0 | 0 | 0 |
| Coburn | 2 | 0 | 0 | 0 | -1 | 0 |
| Stamkos | 2 | 0 | 0 | 0 | -1 | 2 |
| Killorn | 2 | 0 | 0 | 0 | -1 | 0 |
| Paquette | 2 | 0 | 0 | 0 | 3 | 0 |
| Erne | 1 | 0 | 0 | 0 | 1 | 0 |
| Sergachev | 2 | 0 | 0 | 0 | 0 | 0 |
| Stralman | 1 | 0 | 0 | 0 | 1 | 0 |

Power Play: 1-6 (16.67%)

CHICAGO BLACKHAWKS

| Player | GP | G | A | P | +/- | PIM |
|------------|----|---|---|---|-----|-----|
| Schmaltz | 2 | 1 | 1 | 2 | -1 | 0 |
| Keith | 2 | 0 | 2 | 2 | 0 | 2 |
| Rutta | 2 | 0 | 2 | 2 | 2 | 2 |
| Anisimov | 2 | 1 | 0 | 1 | -1 | 0 |
| Fortin | 2 | 1 | 0 | 1 | 0 | 0 |
| Kampf | 2 | 1 | 0 | 1 | -1 | 0 |
| Toews | 2 | 1 | 0 | 1 | -2 | 0 |
| Kane | 2 | 0 | 1 | 1 | -5 | 0 |
| DeBrincat | 2 | 0 | 1 | 1 | 1 | 0 |
| Davidson | 1 | 0 | 1 | 1 | 0 | 0 |
| Seabrook | 2 | 0 | 1 | 1 | -6 | 0 |
| Kruger | 2 | 0 | 0 | 0 | -1 | 4 |
| Kahun | 2 | 0 | 0 | 0 | 0 | 0 |
| Kunitz | 1 | 0 | 0 | 0 | -1 | 0 |
| Forsling | 1 | 0 | 0 | 0 | 0 | 0 |
| Gustafsson | 2 | 0 | 0 | 0 | -5 | 0 |
| Martinsen | 1 | 0 | 0 | 0 | 0 | 2 |
| Jokiharju | 1 | 0 | 0 | 0 | -1 | 0 |
| Johnson | 1 | 0 | 0 | 0 | -1 | 0 |
| Saad | 2 | 0 | 0 | 0 | -3 | 0 |

Power Play: 1-6 (16.67%)

GOALTENDING

TAMPA BAY LIGHTNING

| GOALIE | GP | MIN | W-L-OT | SO | GA | SA | SV | GAA | SV% |
|----------|----|-----|--------|----|----|----|----|------|------|
| Domingue | 2 | 120 | 2-0-0 | 0 | 5 | 68 | 63 | 2.50 | .928 |

CHICAGO BLACKHAWKS

| GOALIE | GP | MIN | W-L-OT | SO | GA | SA | SV | GAA | SV% |
|----------|----|-------|--------|----|----|----|----|------|------|
| Crawford | 1 | 57:10 | 0-1-0 | 0 | 4 | 29 | 25 | 4.20 | .862 |
| Ward | 1 | 59:01 | 0-1-0 | 0 | 5 | 54 | 49 | 5.08 | .907 |



COLORADO AVALANCHE



1000 Chopper Circle
Denver, Colorado 80204
Phone: (303) 405-1100
Website: avalanche.nhl.com
Team Colors: Burgundy, Blue, Silver, Black
Inaugural Season: 1979-80 (Relocated from Quebec in 1995)
Arena: Pepsi Center (18,007)
Stanley Cup Titles: 2 (1996, 2001)
Television: Altitude Sports & Entertainment Network
Radio: KKFN-FM 104.3
Mile High Sports Radio 1550 AM
General Manager: Joe Sakic
Head Coach: Jared Bednar
Assistant Coaches: Nolan Pratt, Ray Bennett
Media & Communications Managers: Jean Martineau, Brendan McNicholas

2019-2020 SCHEDULE

| DATE | SITE | TIME |
|-------------|-----------|---------|
| October 19 | Tampa Bay | 7:00 PM |
| February 17 | Colorado | 9:00 PM |

ALL-TIME SERIES

| SEASON | OVERALL | | | | | | | | HOME | | | | | | | | ROAD | | | | | | | |
|---------|---------|----|----|---|-----|-----|-----|-----|------|----|---|---|-----|-----|----|----|------|---|----|---|-----|-----|----|----|
| | GP | W | L | T | OTL | PTS | GF | GA | GP | W | L | T | OTL | PTS | GF | GA | GP | W | L | T | OTL | PTS | GF | GA |
| 2018-19 | 2 | 2 | 0 | - | 0 | 4 | 8 | 1 | 1 | 1 | 0 | - | 0 | 2 | 7 | 1 | 1 | 1 | 0 | - | 0 | 2 | 1 | 0 |
| 2017-18 | 2 | 2 | 0 | - | 0 | 4 | 11 | 7 | 1 | 1 | 0 | - | 0 | 2 | 5 | 2 | 1 | 1 | 0 | - | 0 | 2 | 6 | 5 |
| 2016-17 | 2 | 1 | 1 | - | 0 | 2 | 3 | 6 | 1 | 0 | 1 | - | 0 | 0 | 0 | 4 | 1 | 1 | 0 | - | 0 | 2 | 3 | 2 |
| 2015-16 | 2 | 1 | 1 | - | - | 2 | 5 | 2 | 1 | 0 | 1 | - | - | 0 | 1 | 2 | 1 | 1 | 0 | - | 0 | 2 | 4 | 0 |
| 2014-15 | 2 | 1 | 1 | - | - | 2 | 6 | 7 | 1 | 1 | 0 | - | - | 2 | 2 | 2 | 1 | 0 | 1 | - | 0 | 0 | 4 | 5 |
| 2013-14 | 2 | 1 | 1 | - | - | 2 | 8 | 8 | 1 | 1 | 0 | - | - | 2 | 5 | 2 | 1 | 0 | 1 | - | - | 0 | 3 | 6 |
| 2012-13 | - | - | - | - | - | - | - | - | - | - | - | - | - | - | - | - | - | - | - | - | - | - | - | - |
| 2011-12 | 1 | 0 | 0 | - | 1 | 1 | 1 | 2 | - | - | - | - | - | - | - | - | 1 | 0 | 0 | - | 1 | 1 | 1 | 2 |
| 2010-11 | 1 | 1 | 0 | - | 0 | 2 | 6 | 5 | 1 | 1 | 0 | - | 0 | 2 | 6 | 5 | - | - | - | - | - | - | - | - |
| 2009-10 | 2 | 0 | 1 | - | 1 | 1 | 4 | 1 | 1 | 0 | 1 | - | 0 | 0 | 0 | 3 | 1 | 0 | 0 | - | 1 | 1 | 1 | 1 |
| 2008-09 | 2 | 0 | 1 | - | 1 | 1 | 4 | 5 | 1 | 0 | 0 | - | 1 | 1 | 1 | 1 | 1 | 0 | 1 | - | 0 | 0 | 3 | 4 |
| 2007-08 | 1 | 0 | 1 | - | 0 | 0 | 3 | 1 | 1 | 0 | 1 | - | 0 | 0 | 0 | 3 | - | - | - | - | - | - | - | - |
| 2006-07 | 1 | 0 | 1 | - | 0 | 0 | 2 | 4 | - | - | - | - | - | - | - | - | 1 | 0 | 1 | - | 0 | 0 | 2 | 4 |
| 2005-06 | - | - | - | - | - | - | - | - | - | - | - | - | - | - | - | - | - | - | - | - | - | - | - | - |
| 2004-05 | - | - | - | - | - | - | - | - | - | - | - | - | - | - | - | - | - | - | - | - | - | - | - | - |
| 2003-04 | 2 | 1 | 0 | 0 | 1 | 3 | 7 | 5 | 1 | 0 | 0 | 0 | 1 | 1 | 4 | 5 | 1 | 1 | 0 | 0 | 0 | 2 | 3 | 0 |
| 2002-03 | 1 | 1 | 0 | 0 | 0 | 2 | 4 | 4 | 1 | 1 | 0 | 0 | 0 | 2 | 4 | 3 | - | - | - | - | - | - | - | - |
| 2001-02 | 1 | 0 | 1 | 0 | 0 | 0 | 2 | 2 | - | - | - | - | - | - | - | - | 1 | 0 | 1 | 0 | 0 | 0 | 1 | 2 |
| 2000-01 | 2 | 0 | 1 | 1 | 0 | 0 | 1 | 2 | 4 | 1 | 0 | 1 | 0 | 0 | 0 | 2 | 1 | 0 | 0 | 1 | 0 | 1 | 2 | 2 |
| 1999-00 | 1 | 0 | 1 | 0 | 0 | 0 | 1 | 5 | - | - | - | - | - | - | - | - | 1 | 0 | 1 | 0 | 0 | 0 | 1 | 4 |
| 1998-99 | 2 | 1 | 1 | 0 | - | 2 | 3 | 9 | 1 | 1 | 0 | 0 | - | 2 | 2 | 1 | 1 | 0 | 1 | 0 | - | 0 | 1 | 8 |
| 1997-98 | 2 | 1 | 0 | 1 | - | 3 | 5 | 4 | 1 | 0 | 0 | 1 | - | 1 | 3 | 3 | 1 | 1 | 0 | 0 | - | 2 | 2 | 1 |
| 1996-97 | 2 | 1 | 1 | 0 | - | 2 | 5 | 6 | 1 | 1 | 0 | 0 | - | 2 | 3 | 2 | 1 | 0 | 1 | 0 | - | 0 | 2 | 4 |
| 1995-96 | 2 | 1 | 0 | 1 | - | 3 | 8 | 6 | 1 | 1 | 0 | 0 | - | 2 | 4 | 2 | 1 | 0 | 0 | 1 | - | 1 | 4 | 4 |
| 1994-95 | 3 | 1 | 2 | 0 | - | 2 | 8 | 14 | 1 | 1 | 0 | 0 | - | 2 | 5 | 2 | 2 | 0 | 2 | 0 | - | 0 | 3 | 12 |
| 1993-94 | 4 | 3 | 1 | 0 | - | 6 | 15 | 14 | 2 | 2 | 0 | 0 | - | 4 | 9 | 5 | 2 | 1 | 1 | 0 | - | 2 | 6 | 9 |
| 1992-93 | 3 | 1 | 2 | 0 | - | 2 | 8 | 11 | 2 | 1 | 1 | 0 | - | 2 | 5 | 7 | 1 | 0 | 1 | 0 | - | 0 | 3 | 4 |
| TOTALS | 45 | 20 | 18 | 3 | 4 | 47 | 123 | 138 | 22 | 13 | 6 | 1 | 2 | 29 | 66 | 57 | 23 | 7 | 12 | 2 | 2 | 18 | 55 | 79 |



2018-19 SEASON SUMMARY

WON :2 LOST: 0 OT: 0

AT TAMPA BAY LIGHTNING

| DATE | TEAM | OPPONENT | ATTEND | GOALTENDERS | W GOAL |
|-----------|-------------|-------------|--------|-----------------------|----------------|
| 8 Dec '18 | Lightning 7 | Avalanche 1 | 19,092 | Domingue vs. Varlamov | Steven Stamkos |

AT COLORADO AVALANCHE

| DATE | TEAM | OPPONENT | ATTEND | GOALTENDERS | W GOAL |
|------------|-------------|-------------|---------|--------------------------|-----------------|
| 24 Oct '18 | Lightning 1 | Avalanche 0 | 16, 753 | Vasilevskiy vs. Varlamov | Nikita Kucherov |

GOALS BY PERIOD

| | 1ST | 2ND | 3RD | OT | TOTAL |
|-----------|-----|-----|-----|----|-------|
| LIGHTNING | 3 | 3 | 2 | 0 | 8 |
| AVALANCHE | 1 | 0 | 0 | 0 | 1 |

SHOTS BY PERIOD

| | 1ST | 2ND | 3RD | OT | TOTAL |
|-----------|-----|-----|-----|----|-------|
| LIGHTNING | 17 | 23 | 22 | 0 | 62 |
| AVALANCHE | 19 | 17 | 16 | 0 | 52 |

INDIVIDUAL SCORING

TAMPA BAY LIGHTNING

| Player | GP | G | A | P | +/- | PIM |
|-----------|----|---|---|---|-----|-----|
| Stamkos | 2 | 2 | 3 | 5 | 3 | 4 |
| Palat | 2 | 2 | 0 | 2 | 2 | 0 |
| Johnson | 2 | 1 | 1 | 2 | 0 | 0 |
| Kucherov | 2 | 1 | 1 | 2 | 0 | 0 |
| Killorn | 2 | 1 | 0 | 1 | 2 | 4 |
| Cirelli | 2 | 1 | 0 | 1 | 1 | 0 |
| Gourde | 2 | 0 | 1 | 1 | 3 | 7 |
| Girardi | 2 | 0 | 1 | 1 | 1 | 0 |
| Hedman | 2 | 0 | 1 | 1 | 2 | 0 |
| Point | 2 | 0 | 1 | 1 | 0 | 0 |
| Sergachev | 2 | 0 | 1 | 1 | 3 | 0 |
| Miller | 2 | 0 | 1 | 1 | 1 | 0 |
| Coburn | 2 | 0 | 1 | 1 | 2 | 0 |
| Joseph | 2 | 0 | 0 | 0 | 0 | 0 |
| Stralman | 1 | 0 | 0 | 0 | 0 | 2 |
| McDonagh | 2 | 0 | 0 | 0 | 0 | 0 |
| Paquette | 2 | 0 | 0 | 0 | 0 | 2 |
| Callahan | 2 | 0 | 0 | 0 | 0 | 0 |
| Cernak | 1 | 0 | 0 | 0 | 0 | 0 |

Power Play: 3-6 (50%)

COLORADO AVALANCHE

| Player | GP | G | A | P | +/- | PIM |
|-------------|----|---|---|---|-----|-----|
| MacKinnon | 2 | 1 | 0 | 1 | 0 | 0 |
| Landeskog | 2 | 0 | 1 | 1 | -1 | 4 |
| Rantanen | 2 | 0 | 1 | 1 | 0 | 2 |
| Barrie | 2 | 0 | 0 | 0 | -4 | 2 |
| Zadorov | 2 | 0 | 0 | 0 | 0 | 4 |
| Andrighetto | 2 | 0 | 0 | 0 | -1 | 0 |
| Johnson | 2 | 0 | 0 | 0 | 0 | 0 |
| Calvert | 2 | 0 | 0 | 0 | -2 | 0 |
| Dano | 1 | 0 | 0 | 0 | 0 | 5 |
| Bourque | 1 | 0 | 0 | 0 | 0 | 0 |
| Compher | 2 | 0 | 0 | 0 | -1 | 2 |
| Girard | 2 | 0 | 0 | 0 | 0 | 0 |
| Jost | 2 | 0 | 0 | 0 | -1 | 4 |
| Kerfoot | 2 | 0 | 0 | 0 | -1 | 0 |
| Lindholm | 2 | 0 | 0 | 0 | -4 | 0 |
| Nemeth | 2 | 0 | 0 | 0 | 0 | 0 |
| Nieto | 2 | 0 | 0 | 0 | -1 | 0 |
| Soderberg | 2 | 0 | 0 | 0 | -2 | 0 |
| Wilson | 2 | 0 | 0 | 0 | -1 | 0 |
| Kamenev | 1 | 0 | 0 | 0 | -1 | 0 |
| Cole | 1 | 0 | 0 | 0 | -4 | 0 |

Power Play: 0-6 (0%)

GOALTENDING

TAMPA BAY LIGHTNING

| GOALIE | GP | MIN | W-L-OT | SO | GA | SA | SV | GAA | SV% |
|-------------|----|-----|--------|----|----|----|----|------|-------|
| Domingue | 1 | 60 | 1-0-0 | 0 | 1 | 30 | 29 | 1.00 | .967 |
| Vasilevskiy | 1 | 60 | 1-0-0 | 1 | 0 | 22 | 22 | 0.00 | 1.000 |

COLORADO AVALANCHE

| GOALIE | GP | MIN | W-L-OT | SO | GA | SA | SV | GAA | SV% |
|----------|----|-------|--------|----|----|----|----|------|------|
| Grubauer | 1 | 32:01 | 0-0-0 | 0 | 2 | 15 | 13 | 3.75 | .867 |
| Varlamov | 2 | 86:26 | 0-2-0 | 0 | 6 | 47 | 41 | 4.17 | .871 |

COLUMBUS BLUE JACKETS



200 West Nationwide Boulevard
Columbus, Ohio 43215

Phone: (614) 246-4625
Website: bluejackets.nhl.com
Team Colors: Union Blue, Red, Silver, White
Inaugural Season: 2000-01
Arena: Nationwide Arena (18,500)
Stanley Cup Titles: 1 (2019)
Television: F ox Sports Ohio
Radio: WBNS-FM 97.1, WWCD-FM 102.5
General Manager: Jarmo Kekalainen
Head Coach: John Tortorella
Assistant Coaches: Brad Larsen, Kenny McCudden, Brad Shaw

Media & Communications Managers: Todd Sharrock, Karen Davis, Glenn Odebralski

SERIES INFORMATION

Last Lightning Win: Feb. 18, 2019 (Lightning 5 @ Columbus 1)
Last Columbus Win: Jan. 13, 2017 (Columbus 3 @ Lightning 1)
Last Tie: Oct. 23, 2002 (Lightning 2 @ Columbus 2)
Last Lightning Overtime Win: Nov. 4, 2017 (Columbus 4 @ Lightning 5)
Last Columbus Overtime Win: None
Last Lightning Shootout Win: Nov. 4, 2017 (Columbus 4 @ Lightning 5)
Last Columbus Shootout Win: None
Last Lightning Shutout: Jan. 8, 2019 (Columbus 0 @ Lightning 4)
Last Columbus Shutout: Dec. 3, 2013 (Lightning 0 @ Columbus 1)
Last Lightning Win at Home: Jan. 8, 2019 (Columbus 0 @ Lightning 4)
Last Columbus Win at Home: Nov. 29, 2017 (Lightning 1 @ Columbus 5)
Last Lightning Win at Columbus: Feb. 18, 2019 (Lightning 5 @ Columbus 1)
Last Columbus Win at Tampa Bay: Jan. 13, 2017 (Columbus 3 @ Lightning 1)
Most Goals by Lightning: 8, Oct. 13, 2018 (Lightning 8 @ Columbus 2)
Most Goals by Columbus: 5, 2x, Last: Nov 29, 2017 (Lightning 1 @ Columbus 5)
Most Goals by Both Teams: 11, Nov. 8, 2014 (Lightning 7 @ Columbus 4)
Last Lightning Hat Trick: None
Last Columbus Hat Trick: None

2019-2020 SCHEDULE

| DATE | SITE | TIME |
|-------------|-----------|---------|
| February 10 | Columbus | 7:30 PM |
| March 27 | Tampa Bay | 7:00 PM |
| April 2 | Columbus | 7:00 PM |

ALL-TIME SERIES

| SEASON | OVERALL | | | | | | HOME | | | | | | ROAD | | | | | |
|---------|---------|----|----|---|-----|-----|------|----|----|----|-----|-----|------|----|----|----|-----|-----|
| | GP | W | L | T | OTL | PTS | GP | W | L | T | OTL | PTS | GP | W | L | T | OTL | PTS |
| 2018-19 | 3 | 3 | 0 | - | 0 | 6 | 17 | 4 | 2 | 2 | 0 | - | 0 | 4 | 12 | 2 | 1 | 0 |
| 2017-18 | 3 | 3 | 0 | - | 0 | 6 | 11 | 4 | 1 | 1 | 0 | - | 0 | 2 | 4 | 4 | 1 | 0 |
| 2016-17 | 3 | 0 | 3 | - | 0 | 0 | 5 | 13 | 2 | 0 | 2 | - | 0 | 0 | 4 | 8 | 1 | 0 |
| 2015-16 | 3 | 3 | 0 | - | 0 | 6 | 11 | 3 | 1 | 1 | 0 | - | 0 | 2 | 5 | 2 | 2 | 0 |
| 2014-15 | 3 | 2 | 1 | - | 0 | 4 | 11 | 8 | 2 | 1 | 1 | - | 0 | 2 | 4 | 4 | 1 | 1 |
| 2013-14 | 3 | 1 | 2 | - | 2 | 5 | 6 | 1 | 1 | 1 | 0 | - | 2 | 3 | 2 | 2 | 0 | 2 |
| 2012-13 | - | - | - | - | - | - | - | - | - | - | - | - | - | - | - | - | - | - |
| 2011-12 | 2 | 2 | 0 | - | 0 | 4 | 7 | 4 | 1 | 1 | 0 | - | 0 | 2 | 4 | 2 | 1 | 1 |
| 2010-11 | 1 | 1 | 0 | - | 0 | 2 | 2 | 2 | 1 | 1 | 0 | 0 | - | 2 | 2 | 2 | - | - |
| 2009-10 | 1 | 0 | 1 | - | 0 | 0 | 2 | 3 | - | - | - | - | - | 1 | 0 | 1 | - | 0 |
| 2008-09 | 1 | 1 | 0 | - | 0 | 2 | 2 | 1 | 1 | 1 | 0 | - | 0 | 2 | 2 | 1 | - | - |
| 2007-08 | 1 | 0 | 1 | - | 0 | 0 | 3 | 5 | - | - | - | - | - | 1 | 0 | 1 | - | 0 |
| 2006-07 | - | - | - | - | - | - | - | - | - | - | - | - | - | - | - | - | - | - |
| 2005-06 | 1 | 1 | 0 | - | 0 | 2 | 4 | 2 | 1 | 1 | 0 | - | 0 | 2 | 4 | 2 | - | - |
| 2004-05 | - | - | - | - | - | - | - | - | - | - | - | - | - | - | - | - | - | - |
| 2003-04 | 2 | 1 | 1 | 0 | 0 | 2 | 1 | 2 | 1 | 0 | 1 | 0 | 0 | 0 | 0 | 2 | 1 | 0 |
| 2002-03 | 1 | 0 | 0 | 1 | 0 | 1 | 2 | 2 | - | - | - | - | - | 1 | 0 | 0 | 1 | 2 |
| 2001-02 | 1 | 1 | 0 | 0 | 0 | 2 | 1 | 0 | 1 | 1 | 0 | 0 | 0 | 2 | 1 | 0 | - | - |
| 2000-01 | 2 | 1 | 1 | 0 | 0 | 2 | 5 | 4 | 1 | 1 | 0 | 0 | 0 | 2 | 4 | 1 | 1 | 3 |
| TOTALS | 31 | 20 | 10 | 1 | 0 | 41 | 90 | 63 | 16 | 12 | 4 | 0 | 0 | 24 | 50 | 32 | 16 | 8 |

2018-19 SEASON SUMMARY

WON :3 LOST: 0 OT: 0

AT TAMPA BAY LIGHTNING

| DATE | TEAM | OPPONENT | ATTEND | GOALTENDERS | W GOAL |
|------------|-------------|----------------|--------|---------------------------|----------------|
| 13 Oct '18 | Lightning 8 | Blue Jackets 2 | 19,092 | Vasilevskiy vs. Bobrovsky | Yanni Gourde |
| 8 Jan '19 | Lightning 4 | Blue Jackets 0 | 19,092 | Vasilevskiy vs. Bobrovsky | Mathieu Joseph |

AT COLUMBUS BLUE JACKETS

| DATE | TEAM | OPPONENT | ATTEND | GOALTENDERS | W GOAL |
|------------|-------------|----------------|---------|---------------------------|-----------------|
| 18 Feb '19 | Lightning 5 | Blue Jackets 1 | 16, 411 | Vasilevskiy vs. Korpisalo | Nikita Kucherov |

GOALS BY PERIOD

| | 1ST | 2ND | 3RD | OT | TOTAL |
|--------------|-----|-----|-----|----|-------|
| LIGHTNING | 7 | 2 | 8 | 0 | 17 |
| BLUE JACKETS | 0 | 2 | 1 | 0 | 3 |

SHOTS BY PERIOD

| | 1ST | 2ND | 3RD | OT | TOTAL |
|--------------|-----|-----|-----|----|-------|
| LIGHTNING | 30 | 16 | 27 | 0 | 73 |
| BLUE JACKETS | 36 | 42 | 25 | 0 | 103 |

INDIVIDUAL SCORING

TAMPA BAY LIGHTNING

| Player | GP | G | A | P | +/- | PIM |
|-----------|----|---|---|---|-----|-----|
| Point | 3 | 6 | 3 | 9 | 8 | 2 |
| Kucherov | 3 | 4 | 5 | 9 | 8 | 6 |
| Sergachev | 3 | 0 | 6 | 6 | 4 | 0 |
| Johnson | 3 | 0 | 4 | 4 | 5 | 2 |
| Gourde | 3 | 1 | 2 | 3 | 4 | 2 |
| Miller | 2 | 1 | 2 | 3 | -1 | 0 |
| Stamkos | 3 | 1 | 1 | 2 | 1 | 0 |
| Coburn | 3 | 0 | 2 | 2 | 6 | 0 |
| Hedman | 3 | 1 | 0 | 1 | 1 | 6 |
| Joseph | 3 | 1 | 0 | 1 | -1 | 2 |
| Killorn | 3 | 1 | 0 | 1 | 0 | 2 |
| Paquette | 1 | 1 | 0 | 1 | 0 | 2 |
| Palat | 3 | 0 | 1 | 1 | 2 | 0 |
| McDonagh | 3 | 0 | 1 | 1 | 3 | 0 |
| Stralman | 3 | 0 | 1 | 1 | 0 | 0 |
| Cirelli | 3 | 0 | 0 | 0 | -1 | 0 |
| Girardi | 3 | 0 | 0 | 0 | 1 | 0 |
| Erne | 2 | 0 | 0 | 0 | -2 | 0 |
| Martel | 1 | 0 | 0 | 0 | 1 | 0 |

Power Play: 6-11 (54.55%)

COLUMBUS BLUE JACKETS

| Player | GP | G | A | P | +/- | PIM |
|-------------|----|---|---|---|-----|-----|
| Bjorkstrand | 3 | 1 | 0 | 1 | 2 | 0 |
| Anderson | 3 | 1 | 0 | 1 | -1 | 4 |
| Sedlak | 2 | 1 | 0 | 1 | 1 | 2 |
| Nash | 3 | 0 | 1 | 1 | 1 | 0 |
| Harrington | 2 | 0 | 1 | 1 | -1 | 0 |
| Murray | 3 | 0 | 1 | 1 | -1 | 0 |
| Wennberg | 2 | 0 | 1 | 1 | -1 | 0 |
| Hannikainen | 2 | 0 | 0 | 0 | 0 | 0 |
| Jones | 2 | 0 | 0 | 0 | -5 | 0 |
| Luc-Dubois | 3 | 0 | 0 | 0 | -7 | 8 |
| Dubinsky | 1 | 0 | 0 | 0 | 0 | 0 |
| Jenner | 3 | 0 | 0 | 0 | -1 | 0 |
| Milano | 1 | 0 | 0 | 0 | 1 | 0 |
| Werenski | 3 | 0 | 0 | 0 | -5 | 2 |
| Atkinson | 3 | 0 | 0 | 0 | -6 | 2 |
| Duclair | 2 | 0 | 0 | 0 | -3 | 2 |
| Foligno | 3 | 0 | 0 | 0 | -3 | 0 |
| Clendening | 1 | 0 | 0 | 0 | 0 | 0 |
| Robinson | 2 | 0 | 0 | 0 | -1 | 0 |
| Nutivaara | 3 | 0 | 0 | 0 | -1 | 0 |
| Panarin | 3 | 0 | 0 | 0 | -6 | 2 |
| Savard | 3 | 0 | 0 | 0 | -2 | 2 |
| Kukan | 1 | 0 | 0 | 0 | -1 | 0 |

Power Play: 0-10 (0%)

GOALTENDING

TAMPA BAY LIGHTNING

| GOALIE | GP | MIN | W-L-OT | SO | GA | SA | SV | GAA | SV% |
|-------------|----|--------|--------|----|----|-----|-----|------|------|
| Vasilevskiy | 3 | 179:38 | 3-0-0 | 1 | 3 | 103 | 100 | 1.00 | .971 |

COLUMBUS BLUE JACKETS

| GOALIE | GP | MIN | W-L-OT | SO | GA | SA | SV | GAA | SV% |
|-----------|----|--------|--------|----|----|----|----|------|------|
| Bobrovsky | 2 | 108:03 | 0-2-0 | 0 | 12 | 50 | 38 | 6.66 | .766 |
| Korpisalo | 2 | 71:07 | 0-1-0 | 0 | 5 | 23 | 18 | 4.22 | .875 |



DALLAS STARS



2500 Victory Avenue
Dallas, Texas 75201
Phone: (214) 387-5500
Website: stars.nhl.com
Team Colors: Green, Silver, Black, White
Inaugural Season: 1967-68
(Relocated from Minnesota in 1993)
Arena: American Airlines Center (18,532)
Stanley Cup Titles: 1 (1999)
Television: Fox Sports Southwest, KTXA-TV
Radio: KTCK-AM 1310
General Manager: Jim Nill
Head Coach: Jim Montgomery
Assistant Coaches: Stu Barnes, Rick Bowness
Media & Communications Managers: Tom Holy, Joe Calvillo, Ben Fromstein

2019-2020 SCHEDULE

| DATE | SITE | TIME |
|-------------|-----------|---------|
| December 19 | Tampa Bay | 7:00 PM |
| January 27 | Dallas | 8:00 PM |

ALL-TIME SERIES

| SEASON | OVERALL | | | | | | | | HOME | | | | | | | | ROAD | | | | | | | |
|---------|---------|----|----|---|-----|-----|-----|-----|------|---|----|---|-----|-----|----|----|------|---|---|---|-----|-----|----|----|
| | GP | W | L | T | OTL | PTS | GF | GA | GP | W | L | T | OTL | PTS | GF | GA | GP | W | L | T | OTL | PTS | GF | GA |
| 2018-19 | 2 | 2 | 0 | - | 0 | 4 | 9 | 0 | 1 | 1 | 0 | - | 0 | 2 | 6 | 0 | 1 | 1 | 0 | - | 0 | 2 | 3 | 0 |
| 2017-18 | 2 | 2 | 0 | - | 0 | 4 | 11 | 5 | 1 | 1 | 0 | - | 0 | 2 | 6 | 1 | 1 | 1 | 0 | - | 0 | 2 | 5 | 4 |
| 2016-17 | 2 | 1 | 0 | - | 1 | 3 | 9 | 7 | 1 | 1 | 0 | - | 0 | 2 | 6 | 3 | 1 | 0 | 0 | - | 1 | 1 | 3 | 4 |
| 2015-16 | 2 | 0 | 2 | - | 0 | 0 | 6 | 9 | 1 | 0 | 1 | - | 0 | 0 | 3 | 5 | 1 | 0 | 1 | - | 0 | 0 | 3 | 4 |
| 2014-15 | 2 | 2 | 0 | - | 0 | 4 | 10 | 7 | 1 | 1 | 0 | - | 0 | 2 | 5 | 4 | 1 | 1 | 0 | - | 0 | 2 | 5 | 3 |
| 2013-14 | 2 | 1 | 1 | - | 0 | 2 | 6 | 7 | 1 | 0 | 1 | - | 0 | 0 | 2 | 5 | 1 | 1 | 0 | - | 0 | 2 | 4 | 2 |
| 2012-13 | - | - | - | - | - | - | - | - | - | - | - | - | - | - | - | - | - | - | - | - | - | - | - | - |
| 2011-12 | 1 | 1 | 0 | - | 0 | 2 | 2 | 1 | - | - | - | - | - | - | - | - | 1 | 1 | 0 | - | 0 | 2 | 2 | 1 |
| 2010-11 | 1 | 1 | 0 | - | 0 | 2 | 5 | 4 | 1 | 1 | 0 | 0 | - | 2 | 5 | 4 | - | - | - | - | - | - | - | - |
| 2009-10 | 1 | 0 | 0 | - | 1 | 1 | 3 | 4 | - | - | - | - | - | - | - | - | 1 | 0 | 0 | - | 1 | 1 | 3 | 4 |
| 2008-09 | 1 | 1 | 0 | - | 0 | 2 | 4 | 2 | 1 | 1 | 0 | - | 0 | 2 | 4 | 2 | - | - | - | - | - | - | - | - |
| 2007-08 | - | - | - | - | - | - | - | - | - | - | - | - | - | - | - | - | - | - | - | - | - | - | - | - |
| 2006-07 | 1 | 0 | 0 | - | 1 | 1 | 1 | 2 | 1 | 0 | 0 | - | 1 | 1 | 1 | 2 | 0 | 0 | 0 | - | 0 | 0 | 0 | 0 |
| 2005-06 | 1 | 1 | 0 | - | 0 | 2 | 6 | 3 | - | - | - | - | - | - | - | - | 1 | 1 | 0 | - | 0 | 2 | 6 | 3 |
| 2004-05 | - | - | - | - | - | - | - | - | - | - | - | - | - | - | - | - | - | - | - | - | - | - | - | - |
| 2003-04 | 1 | 0 | 1 | 0 | 0 | 0 | 1 | 2 | 1 | 0 | 1 | 0 | 0 | 0 | 1 | 2 | - | - | - | - | - | - | - | - |
| 2002-03 | 1 | 1 | 0 | 0 | 0 | 0 | 2 | 4 | 1 | - | - | - | - | - | - | - | 1 | 1 | 0 | 0 | 0 | 2 | 4 | 1 |
| 2001-02 | 1 | 0 | 1 | 0 | 0 | 0 | 1 | 2 | 1 | 0 | 1 | 0 | 0 | 0 | 1 | 2 | 0 | 0 | 0 | 0 | 0 | 0 | 0 | 0 |
| 2000-01 | 2 | 0 | 2 | 0 | 0 | 0 | 4 | 9 | 1 | 0 | 1 | 0 | 0 | 0 | 2 | 3 | 1 | 0 | 1 | 0 | 0 | 0 | 2 | 6 |
| 1999-00 | 2 | 1 | 1 | 0 | 0 | 2 | 4 | 5 | 1 | 0 | 1 | 0 | 0 | 0 | 2 | 4 | 1 | 1 | 0 | 0 | 0 | 2 | 2 | 1 |
| 1998-99 | 2 | 0 | 2 | 0 | - | 0 | 5 | 10 | 1 | 0 | 1 | 0 | - | 0 | 1 | 4 | 1 | 0 | 1 | 0 | - | 0 | 4 | 6 |
| 1997-98 | 2 | 0 | 2 | 0 | - | 0 | 1 | 8 | 1 | 0 | 1 | 0 | - | 0 | 1 | 5 | 1 | 0 | 1 | 0 | - | 0 | 0 | 3 |
| 1996-97 | 2 | 0 | 2 | 0 | - | 0 | 1 | 6 | 1 | 0 | 1 | 0 | - | 0 | 1 | 2 | 1 | 0 | 1 | 0 | - | 0 | 0 | 4 |
| 1995-96 | 2 | 1 | 0 | 1 | - | 3 | 7 | 5 | 1 | 1 | 0 | 0 | - | 2 | 4 | 2 | 1 | 0 | 0 | 1 | - | 1 | 3 | 3 |
| 1994-95 | - | - | - | - | - | - | - | - | - | - | - | - | - | - | - | - | - | - | - | - | - | - | - | - |
| 1993-94 | 2 | 0 | 1 | 1 | - | 1 | 5 | 6 | 1 | 0 | 0 | 1 | - | 1 | 2 | 2 | 1 | 0 | 1 | 0 | - | 0 | 3 | 4 |
| 1992-93 | 7 | 1 | 5 | 1 | - | 3 | 14 | 22 | 4 | 0 | 3 | 1 | - | 1 | 5 | 11 | 3 | 1 | 2 | 0 | - | 2 | 9 | 11 |
| TOTALS | 42 | 16 | 20 | 3 | 3 | 38 | 119 | 127 | 22 | 7 | 12 | 2 | 1 | 17 | 58 | 63 | 20 | 9 | 8 | 1 | 2 | 21 | 61 | 64 |

SERIES INFORMATION

Last Lightning Win: Feb. 14, 2019 (Dallas 0 @ Lightning 6)
Last Dallas Win: Feb. 18, 2017 (Lightning 3 @ Dallas 4, OT)
Last Tie: Oct. 21, 1996 (Lightning 3 @ Dallas 3)
Last Lightning Overtime Win: None
Last Dallas Overtime Win: Feb. 18, 2017 (Lightning 3 @ Dallas 4)
Last Lightning Shootout Win: Mar. 1, 2018 (Lightning 5 @ Dallas 4, OT)
Last Dallas Shootout Win: None
Last Lightning Shutout: Feb. 14, 2019 (Dallas 0 @ Lightning 6)
Last Dallas Shutout: Dec. 10, 1997 (Lightning 0 @ Dallas 3)
Last Lightning Win at Home: Feb. 14, 2019 (Dallas 0 @ Lightning 6)
Last Dallas Win at Home: Feb. 18, 2017 (Lightning 3 @ Dallas 4, OT)
Last Lightning Win at Dallas: Jan. 15, 2019 (Lightning 3 @ Dallas 0)
Last Dallas Win at Tampa Bay: Oct. 15, 2015 (Dallas 5 @ Lightning 3)
Most Goals by Lightning: 6, 4x, Last: Feb. 14, 2019 (Dallas 0 @ Lightning 6)
Most Goals by Dallas: 6, 3x, Last: Nov. 20, 2000 (Lightning 2 @ Dallas 6)
Most Goals by Both Teams: 10, 2x, Last: Mar. 31, 1999 (Lightning 4 @ Dallas 6)
Last Lightning Hat Trick: None
Last Dallas Hat Trick: Antoine Roussel, Feb. 18, 2017 (Lightning 3 @ Dallas 4, OT)

2018-19 SEASON SUMMARY

WON :2 LOST: 0 OT: 0

AT TAMPA BAY LIGHTNING

| DATE | TEAM | OPPONENT | ATTEND | GOALTENDERS | W GOAL |
|------------|-------------|----------|--------|--------------------------|----------------|
| 14 Feb '19 | Lightning 6 | Stars 0 | 19,092 | Vasilevskiy vs. Khudobin | Steven Stamkos |

AT DALLAS STARS

| DATE | TEAM | OPPONENT | ATTEND | GOALTENDERS | W GOAL |
|------------|-------------|----------|--------|--------------------------|--------------|
| 15 Jan '19 | Lightning 2 | Stars 0 | 18,021 | Vasilevskiy vs. Khudobin | Ondrej Palat |

GOALS BY PERIOD

| | 1ST | 2ND | 3RD | OT | TOTAL |
|-----------|-----|-----|-----|----|-------|
| LIGHTNING | 5 | 2 | 1 | 0 | 8 |
| STARS | 0 | 0 | 0 | 0 | 0 |

SHOTS BY PERIOD

| | 1ST | 2ND | 3RD | OT | TOTAL |
|-----------|-----|-----|-----|----|-------|
| LIGHTNING | 23 | 17 | 7 | 0 | 47 |
| STARS | 26 | 25 | 16 | 2 | 67 |

INDIVIDUAL SCORING

TAMPA BAY LIGHTNING

| Player | GP | G | A | P | +/- | PIM |
|-----------|----|---|---|---|-----|-----|
| Stamkos | 2 | 2 | 2 | 4 | 3 | 2 |
| Kucherov | 2 | 1 | 3 | 4 | 2 | 2 |
| Palat | 1 | 1 | 2 | 3 | 1 | 0 |
| Sergachev | 2 | 2 | 0 | 2 | 3 | 0 |
| Killorn | 2 | 1 | 1 | 2 | 2 | 2 |
| Miller | 2 | 0 | 2 | 2 | 1 | 2 |
| Cirelli | 1 | 0 | 2 | 2 | 3 | 2 |
| Point | 2 | 0 | 2 | 2 | 1 | 0 |
| Cirelli | 2 | 0 | 2 | 2 | 3 | 2 |
| Johnson | 2 | 1 | 0 | 1 | 1 | 0 |
| Gourde | 2 | 0 | 1 | 1 | 2 | 0 |
| Stralman | 2 | 0 | 1 | 1 | 3 | 0 |
| Hedman | 2 | 0 | 0 | 0 | 2 | 4 |
| McDonagh | 2 | 0 | 0 | 0 | 2 | 0 |
| Paquette | 2 | 0 | 0 | 0 | 0 | 0 |
| Callahan | 1 | 0 | 0 | 0 | 0 | 0 |
| Coburn | 2 | 0 | 0 | 0 | 2 | 0 |
| Erne | 1 | 0 | 0 | 0 | 0 | 2 |
| Girardi | 2 | 0 | 0 | 0 | 0 | 0 |

Power Play: 2-8 (25%)

DALLAS STARS

| Player | GP | G | A | P | +/- | PIM |
|------------|----|---|---|---|-----|-----|
| Seguin | 2 | 0 | 0 | 0 | -4 | 2 |
| Faksa | 2 | 0 | 0 | 0 | 0 | 2 |
| Benn | 2 | 0 | 0 | 0 | -2 | 8 |
| Dickinson | 1 | 0 | 0 | 0 | 0 | 0 |
| Comeau | 1 | 0 | 0 | 0 | 0 | 0 |
| Janmark | 2 | 0 | 0 | 0 | -1 | 2 |
| Klingberg | 2 | 0 | 0 | 0 | -1 | 0 |
| Lindell | 2 | 0 | 0 | 0 | -2 | 0 |
| Radulov | 2 | 0 | 0 | 0 | -3 | 2 |
| Ritchie | 1 | 0 | 0 | 0 | -1 | 0 |
| Cogliano | 2 | 0 | 0 | 0 | -2 | 0 |
| Hintz | 2 | 0 | 0 | 0 | -2 | 0 |
| Condra | 1 | 0 | 0 | 0 | 0 | 0 |
| Nichushkin | 2 | 0 | 0 | 0 | 0 | 0 |
| Oleksiak | 1 | 0 | 0 | 0 | -1 | 0 |
| Heiskanen | 2 | 0 | 0 | 0 | -2 | 0 |
| Pitlick | 1 | 0 | 0 | 0 | 0 | 0 |
| Honka | 1 | 0 | 0 | 0 | -1 | 0 |
| Fedun | 2 | 0 | 0 | 0 | -3 | 2 |
| Polak | 2 | 0 | 0 | 0 | -2 | 0 |
| Spezza | 1 | 0 | 0 | 0 | -1 | 0 |
| Gurianov | 1 | 0 | 0 | 0 | -1 | 0 |

Power Play: 0-8 (0%)

GOALTENDING

TAMPA BAY LIGHTNING

| GOALIE | GP | MIN | W-L-OT | SO | GA | SA | SV | GAA | SV% |
|-------------|----|-----|--------|----|----|----|----|------|-------|
| Vasilevskiy | 2 | 120 | 2-0-0 | 2 | 0 | 67 | 67 | 0.00 | 1.000 |

DALLAS STARS

| GOALIE | GP | MIN | W-L-OT | SO | GA | SA | SV | GAA | SV% |
|----------|----|-------|--------|----|----|----|----|------|------|
| Khudobin | 2 | 92:35 | 0-2-0 | 0 | 7 | 42 | 35 | 4.55 | .834 |
| Bow | 1 | 27:07 | 0-0-0 | 0 | 1 | 5 | 4 | 2.22 | .800 |



DETROIT RED WINGS



2645 Woodward Avenue
Detroit, Michigan 48201
Phone: (313) 471-6606
Website: redwings.nhl.com
Team Colors: Red, White
Inaugural Season: 1926-27
Arena: Little Caesars Arena (19, 515)
Stanley Cup Titles: 11 (1936, 1937, 1943, 1950, 1952, 1954, 1955, 1997, 1998, 2002, 2008)
Television: Fox Sports Detroit
Radio: WXYT-AM 1270, WXYT-FM 97.1
General Manager: Ken Holland
Head Coach: Jeff Blashill
Assistant Coaches: Dan Bylsma, Doug Houda, Adam Nishingale
Media & Communications Managers: Todd Beam, Kyle Kujawa, Alex Difilippo

2019-2020 SCHEDULE

| DATE | SITE | TIME |
|-------------|-----------|---------|
| December 29 | Tampa Bay | 7:00 PM |
| March 8 | Detroit | 5:00 PM |
| March 14 | Tampa Bay | 4:00 PM |
| April 4 | Detroit | 7:00 PM |

ALL-TIME SERIES

| SEASON | OVERALL | | | | | | HOME | | | | | | ROAD | | | | | |
|---------|---------|----|----|---|-----|-----|------|----|----|---|-----|-----|------|----|----|---|-----|-----|
| | GP | W | L | T | OTL | PTS | GP | W | L | T | OTL | PTS | GP | W | L | T | OTL | PTS |
| 2018-19 | 4 | 4 | 0 | - | 0 | 8 | 2 | 2 | 0 | - | 0 | 4 | 2 | 2 | 0 | - | 0 | 4 |
| 2017-18 | 4 | 4 | 0 | - | 0 | 8 | 2 | 2 | 0 | - | 0 | 4 | 2 | 2 | 0 | - | 0 | 4 |
| 2016-17 | 5 | 5 | 0 | - | 0 | 10 | 3 | 3 | 0 | - | 0 | 6 | 2 | 2 | 0 | - | 0 | 4 |
| 2015-16 | 4 | 2 | 2 | - | 0 | 4 | 2 | 2 | 0 | - | 0 | 4 | 2 | 0 | 2 | - | 0 | 2 |
| 2014-15 | 4 | 3 | 1 | - | 0 | 6 | 2 | 2 | 0 | - | 0 | 4 | 2 | 1 | 1 | - | 0 | 2 |
| 2013-14 | 5 | 4 | 1 | - | 0 | 8 | 2 | 2 | 0 | - | 0 | 4 | 3 | 2 | 1 | - | 0 | 4 |
| 2012-13 | - | - | - | - | - | - | - | - | - | - | - | - | - | - | - | - | - | - |
| 2011-12 | 1 | 0 | 1 | - | 0 | 0 | 1 | 0 | 1 | - | 0 | 0 | 1 | 0 | 1 | - | 0 | 0 |
| 2010-11 | 1 | 0 | 1 | - | 0 | 0 | 1 | 0 | 1 | - | 0 | 0 | 1 | 0 | 1 | - | 0 | 0 |
| 2009-10 | 1 | 0 | 1 | - | 0 | 0 | 1 | 0 | 1 | - | 0 | 0 | 1 | 0 | 1 | - | 0 | 0 |
| 2008-09 | 1 | 0 | 1 | - | 0 | 0 | 1 | 0 | 1 | - | 0 | 0 | 1 | 0 | 1 | - | 0 | 0 |
| 2007-08 | 1 | 0 | 1 | - | 0 | 0 | 1 | 0 | 1 | - | 0 | 0 | 1 | 0 | 1 | - | 0 | 0 |
| 2006-07 | - | - | - | - | - | - | - | - | - | - | - | - | - | - | - | - | - | - |
| 2005-06 | 1 | 0 | 1 | - | 0 | 0 | 1 | 0 | 1 | - | 0 | 0 | 1 | 0 | 1 | - | 0 | 0 |
| 2004-05 | - | - | - | - | - | - | - | - | - | - | - | - | - | - | - | - | - | - |
| 2003-04 | 1 | 0 | 0 | 1 | 0 | 1 | 1 | 0 | 0 | 1 | 0 | 1 | 1 | 0 | 0 | 1 | 0 | 1 |
| 2002-03 | 2 | 1 | 1 | 0 | 0 | 2 | 1 | 1 | 0 | 0 | 0 | 2 | 1 | 0 | 1 | 0 | 0 | 2 |
| 2001-02 | 1 | 0 | 0 | 0 | 1 | 1 | 1 | 0 | 0 | 0 | 1 | 1 | 0 | 0 | 0 | 0 | 0 | 0 |
| 2000-01 | 2 | 1 | 1 | 0 | 0 | 2 | 1 | 1 | 0 | 0 | 0 | 2 | 1 | 0 | 1 | 0 | 0 | 1 |
| 1999-00 | 2 | 1 | 1 | 0 | 0 | 2 | 1 | 1 | 0 | 0 | 0 | 2 | 1 | 0 | 1 | 0 | 0 | 1 |
| 1998-99 | 2 | 0 | 2 | 0 | - | 0 | 1 | 0 | 1 | 0 | - | 0 | 1 | 0 | 1 | 0 | - | 0 |
| 1997-98 | 2 | 0 | 2 | 0 | - | 0 | 1 | 0 | 1 | 0 | - | 0 | 1 | 0 | 1 | 0 | - | 0 |
| 1996-97 | 2 | 0 | 1 | 1 | - | 1 | 1 | 0 | 0 | 1 | - | 1 | 1 | 0 | 1 | 0 | - | 0 |
| 1995-96 | 2 | 0 | 2 | 0 | - | 0 | 1 | 0 | 1 | 0 | - | 0 | 1 | 0 | 1 | 0 | - | 0 |
| 1994-95 | - | - | - | - | - | - | - | - | - | - | - | - | - | - | - | - | - | - |
| 1993-94 | 3 | 1 | 2 | 0 | - | 2 | 2 | 0 | 2 | 0 | - | 0 | 3 | 1 | 1 | 0 | 0 | 2 |
| 1992-93 | 7 | 1 | 6 | 0 | - | 2 | 4 | 1 | 3 | 0 | - | 2 | 3 | 0 | 3 | 0 | - | 0 |
| TOTALS | 58 | 27 | 28 | 2 | 1 | 57 | 30 | 17 | 11 | 1 | 1 | 36 | 28 | 10 | 17 | 1 | 0 | 19 |



2018-19 SEASON SUMMARY

WON :4 LOST: 0 OT: 0

AT TAMPA BAY LIGHTNING

| DATE | TEAM | OPPONENT | ATTEND | GOALTENDERS | W GOAL |
|-------------|-------------|-------------|--------|------------------------|-----------------|
| 18 Oct. '18 | Lightning 3 | Red Wings 1 | 19,092 | Vasilevskiy vs. Howard | Steven Stamkos |
| 9 Mar. '19 | Lightning 3 | Red Wings 2 | 19,092 | Domingue vs. Bernier | Nikita Kucherov |

AT DETROIT RED WINGS

| DATE | TEAM | OPPONENT | ATTEND | GOALTENDERS | W GOAL |
|-------------|-------------|-------------|--------|------------------------|-----------------|
| 4 Dec. '18 | Lightning 6 | Red Wings 5 | 18,477 | Pasquale vs. Howard | Nikita Kucherov |
| 14 Mar. '19 | Lightning 5 | Red Wings 4 | 19,515 | Vasilevskiy vs. Howard | Nikita Kucherov |

GOALS BY PERIOD

| | 1ST | 2ND | 3RD | OT | TOTAL |
|-----------|-----|-----|-----|----|-------|
| LIGHTNING | 3 | 5 | 8 | 0 | 16 |
| RED WINGS | 4 | 5 | 3 | 0 | 12 |

SHOTS BY PERIOD

| | 1ST | 2ND | 3RD | OT | TOTAL |
|-----------|-----|-----|-----|----|-------|
| LIGHTNING | 37 | 51 | 49 | 1 | 138 |
| RED WINGS | 33 | 43 | 28 | 1 | 104 |

INDIVIDUAL SCORING

TAMPA BAY LIGHTNING

| Player | GP | G | A | P | +/- | PIM |
|-----------|----|---|---|---|-----|-----|
| Kucherov | 4 | 4 | 3 | 7 | 1 | 0 |
| Point | 4 | 2 | 3 | 5 | 3 | 0 |
| Stamkos | 4 | 3 | 1 | 4 | 0 | 4 |
| Joseph | 4 | 2 | 1 | 3 | 6 | 2 |
| Sergachev | 4 | 0 | 3 | 3 | 4 | 0 |
| Johnson | 4 | 1 | 1 | 2 | 2 | 2 |
| Miller | 1 | 1 | 1 | 2 | -1 | 6 |
| McDonagh | 4 | 1 | 1 | 2 | 1 | 0 |
| Hedman | 4 | 0 | 2 | 2 | 1 | 4 |
| Gourde | 4 | 0 | 2 | 2 | -3 | 0 |
| Callahan | 3 | 0 | 2 | 2 | 3 | 2 |
| Palat | 2 | 0 | 2 | 2 | -2 | 2 |
| Cernak | 3 | 0 | 2 | 2 | 0 | 0 |
| Killorn | 4 | 1 | 0 | 1 | 0 | 4 |
| Paquette | 4 | 1 | 0 | 1 | 1 | 4 |
| Cirelli | 4 | 0 | 1 | 1 | 0 | 0 |
| Girardi | 2 | 0 | 0 | 0 | -1 | 0 |
| Coburn | 4 | 0 | 0 | 0 | 0 | 4 |
| Erne | 1 | 0 | 0 | 0 | -2 | 0 |
| Stralman | 1 | 0 | 0 | 0 | 1 | 0 |
| Rutta | 2 | 0 | 0 | 0 | 0 | 0 |

Power Play: 2-12 (16.67%)

DETROIT RED WINGS

| Player | GP | G | A | P | +/- | PIM |
|-------------|----|---|---|---|-----|-----|
| Nielsen | 4 | 3 | 0 | 3 | -2 | 0 |
| Abdelkader | 4 | 1 | 2 | 3 | 2 | 4 |
| Glendening | 4 | 1 | 2 | 3 | -1 | 2 |
| Nyquist | 2 | 2 | 0 | 2 | 1 | 0 |
| Vanek | 4 | 1 | 1 | 2 | -3 | 0 |
| Rasmussen | 4 | 1 | 1 | 2 | -1 | 0 |
| Kronwall | 4 | 0 | 2 | 2 | 2 | 4 |
| Athanasidou | 2 | 0 | 2 | 2 | -2 | 2 |
| Larkin | 2 | 0 | 2 | 2 | 0 | 2 |
| Zadina | 2 | 0 | 2 | 2 | -1 | 0 |
| Mantha | 3 | 1 | 0 | 1 | -2 | 0 |
| Helm | 3 | 1 | 0 | 1 | 0 | 2 |
| Bowey | 1 | 1 | 0 | 1 | 0 | 0 |
| Ehn | 4 | 0 | 1 | 1 | 2 | 2 |
| Daley | 4 | 0 | 1 | 1 | -2 | 0 |
| Witkowski | 4 | 0 | 1 | 1 | 1 | 2 |
| Hronek | 2 | 0 | 1 | 1 | -1 | 2 |
| Bertuzzi | 3 | 0 | 0 | 0 | -2 | 2 |
| Green | 1 | 0 | 0 | 0 | -1 | 2 |
| DeKeyser | 2 | 0 | 0 | 0 | 0 | 2 |
| Ericsson | 2 | 0 | 0 | 0 | -4 | 0 |
| Frk | 1 | 0 | 0 | 0 | -1 | 2 |
| Jensen | 2 | 0 | 0 | 0 | 1 | 0 |
| Hicketts | 1 | 0 | 0 | 0 | 0 | 0 |
| Cholowski | 2 | 0 | 0 | 0 | -1 | 0 |
| De la Rose | 3 | 0 | 0 | 0 | -1 | 0 |
| Bertuzzi | 2 | 0 | 0 | 0 | -1 | 0 |

Power Play: 1-15 (6.67%)

GOALTENDING

TAMPA BAY LIGHTNING

| GOALIE | GP | MIN | W-L-OT | SO | GA | SA | SV | GAA | SV% |
|-------------|----|--------|--------|----|----|----|----|------|------|
| Domingue | 1 | 60 | 1-0-0 | 0 | 2 | 24 | 22 | 2.00 | .917 |
| Pasquale | 1 | 65 | 1-0-0 | 0 | 5 | 24 | 19 | 4.62 | .792 |
| Vasilevskiy | 2 | 119:43 | 2-0-0 | 0 | 5 | 57 | 52 | 2.51 | .910 |

DETROIT RED WINGS

| GOALIE | GP | MIN | W-L-OT | SO | GA | SA | SV | GAA | SV% |
|---------|----|--------|--------|----|----|----|----|-------|------|
| Bernier | 1 | 57:35 | 0-1-0 | 0 | 10 | 96 | 86 | 10.46 | .896 |
| Howard | 3 | 181:39 | 0-2-1 | 0 | 3 | 33 | 30 | 0.99 | .887 |

EDMONTON OILERS



7424 118th Avenue
Edmonton, Alberta, Canada
Phone: (780) 414-4000
Website: oilers.nhl.com
Team Colors: Orange, Blue, White
Inaugural Season: 1979-80
Arena: Rogers Place (18,641)
Stanley Cup Titles: 5 (1984, 1985, 1987, 1988, 1990)
Television: Sportsnet West and Sportsnet Oilers
Radio: CHED-AM 630
General Manager: Ken Holland
Head Coach: Dave Tippett
Assistant Coaches: Glen Gulutzan, Trent Yawney, Manny Viveiros, Tim Shipton, JJ Hebert, Shawn May
Media & Communications Managers

2019-2020 SCHEDULE

| DATE | SITE | TIME |
|-------------|-----------|---------|
| February 13 | Tampa Bay | 7:00 PM |
| March 20 | Edmonton | 9:00 PM |

ALL-TIME SERIES

| SEASON | OVERALL | | | | | | | | HOME | | | | | | | | ROAD | | | | | | | | |
|---------|--------------|----|----|---|-----|-----|-----|-----|------|----|---|---|-----|-----|----|----|------|---|----|---|-----|-----|----|----|---|
| | GP | W | L | T | OTL | PTS | GF | GA | GP | W | L | T | OTL | PTS | GF | GA | GP | W | L | T | OTL | PTS | GF | GA | |
| 2018-19 | 2 | 2 | 0 | - | 0 | 4 | 11 | 5 | 1 | 1 | 0 | - | 0 | 2 | 5 | 2 | 1 | 0 | 0 | - | 0 | 2 | 6 | 3 | |
| 2017-18 | 2 | 1 | 1 | - | 0 | 2 | 5 | 7 | 1 | 1 | 0 | - | 0 | 2 | 3 | 1 | 1 | 0 | 1 | - | 0 | 0 | 2 | 6 | |
| 2016-17 | 2 | 1 | 0 | - | 1 | 3 | 6 | 3 | 1 | 1 | 0 | - | 0 | 2 | 4 | 1 | 1 | 0 | 0 | - | 1 | 1 | 2 | 2 | |
| 2015-16 | 2 | 2 | 0 | - | 0 | 4 | 9 | 6 | 1 | 1 | 0 | - | 0 | 2 | 6 | 4 | 1 | 1 | 0 | - | 0 | 2 | 3 | 2 | |
| 2014-15 | 2 | 1 | 1 | - | 0 | 2 | 5 | 5 | 1 | 1 | 0 | - | 0 | 2 | 3 | 2 | 1 | 0 | 1 | - | 0 | 0 | 2 | 3 | |
| 2013-14 | 2 | 1 | 1 | - | 0 | 2 | 7 | 7 | 1 | 1 | 0 | - | 0 | 2 | 4 | 2 | 1 | 0 | 1 | - | 0 | 0 | 3 | 5 | |
| 2012-13 | - | - | - | - | - | - | - | - | - | - | - | - | - | - | - | - | - | - | - | - | - | - | - | - | |
| 2011-12 | 1 | 1 | 0 | - | 0 | 2 | 3 | 2 | 1 | 1 | 0 | - | 0 | 2 | 3 | 2 | - | - | - | - | - | - | - | - | |
| 2010-11 | 1 | 0 | 0 | - | 1 | 1 | 3 | 4 | - | - | - | - | - | - | - | - | 1 | 0 | 0 | - | 1 | 1 | 3 | 4 | |
| 2009-10 | 1 | 0 | 1 | - | 0 | 0 | 2 | 3 | 1 | 0 | 1 | - | 0 | 0 | 2 | 3 | - | - | - | - | - | - | - | - | |
| 2008-09 | 1 | 0 | 1 | - | 0 | 0 | 3 | 5 | - | - | - | - | - | - | - | - | 1 | 0 | 1 | - | 0 | 0 | 3 | 5 | |
| 2007-08 | 1 | 1 | 0 | - | 0 | 2 | 4 | 3 | 1 | 1 | 0 | - | 0 | 2 | 4 | 3 | - | - | - | - | - | - | - | - | |
| 2006-07 | 1 | 1 | 0 | - | 0 | 2 | 3 | 1 | - | - | - | - | - | - | - | - | 1 | 1 | 0 | - | 0 | 2 | 3 | 1 | |
| 2005-06 | - | - | - | - | - | - | - | - | - | - | - | - | - | - | - | - | - | - | - | - | - | - | - | - | |
| 2004-05 | DID NOT PLAY | | | | | | | | | | | | | | | | | | | | | | | | |
| 2003-04 | 1 | 1 | 0 | 0 | 0 | 2 | 3 | 2 | - | - | - | - | - | - | - | - | 1 | 1 | 0 | 0 | 0 | 2 | 3 | 2 | |
| 2002-03 | 1 | 1 | 0 | 0 | 0 | 2 | 3 | 2 | 1 | 1 | 0 | 0 | 0 | 2 | 3 | 2 | - | - | - | - | - | - | - | - | |
| 2001-02 | 2 | 0 | 2 | 0 | 0 | 0 | 3 | 5 | 1 | 0 | 1 | 0 | 0 | 0 | 2 | 3 | 1 | 0 | 1 | 0 | 0 | 0 | 1 | 2 | |
| 2000-01 | 1 | 0 | 0 | 0 | 1 | 1 | 4 | 5 | 1 | 0 | 0 | 0 | 1 | 1 | 4 | 5 | - | - | - | - | - | - | - | - | |
| 1999-00 | 2 | 0 | 2 | 0 | 0 | 0 | 4 | 12 | 1 | 0 | 1 | 0 | 0 | 0 | 0 | 3 | 7 | 1 | 0 | 1 | 0 | 0 | 0 | 1 | 5 |
| 1998-99 | 2 | 1 | 1 | 0 | - | 2 | 3 | 5 | 1 | 0 | 1 | 0 | - | 0 | 1 | 4 | 1 | 1 | 0 | 0 | - | 2 | 2 | 1 | |
| 1997-98 | 2 | 0 | 2 | 0 | - | 0 | 2 | 6 | 1 | 0 | 1 | 0 | - | 0 | 0 | 2 | 1 | 0 | 1 | 0 | - | 0 | 2 | 4 | |
| 1996-97 | 2 | 0 | 1 | 1 | - | 1 | 3 | 5 | 1 | 0 | 0 | 1 | - | 1 | 2 | 2 | 1 | 0 | 1 | 0 | - | 0 | 1 | 3 | |
| 1995-96 | 2 | 1 | 1 | 0 | - | 2 | 8 | 4 | 1 | 0 | 1 | 0 | - | 0 | 3 | 4 | 1 | 1 | 0 | 0 | - | 2 | 5 | 0 | |
| 1994-95 | - | - | - | - | - | - | - | - | - | - | - | - | - | - | - | - | - | - | - | - | - | - | - | - | |
| 1993-94 | 2 | 0 | 1 | 1 | - | 1 | 6 | 7 | 1 | 0 | 0 | 1 | - | 1 | 4 | 4 | 1 | 0 | 1 | 0 | - | 0 | 2 | 3 | |
| 1992-93 | 4 | 2 | 2 | 0 | - | 4 | 13 | 8 | 2 | 2 | 0 | 0 | - | 4 | 9 | 2 | 2 | 0 | 2 | 0 | - | 0 | 4 | 6 | |
| TOTALS | 39 | 17 | 17 | 2 | 3 | 39 | 113 | 112 | 20 | 11 | 6 | 2 | 1 | 25 | 65 | 55 | 19 | 5 | 11 | 0 | 2 | 14 | 48 | 57 | |



2018-19 SEASON SUMMARY

WON :2 LOST: 0 OT: 0

AT TAMPA BAY LIGHTNING

| DATE | TEAM | OPPONENT | ATTEND | GOALTENDERS | W GOAL |
|-----------|-------------|----------|--------|--------------------------|--------------|
| 6 Nov '18 | Lightning 5 | Oilers 2 | 19,092 | Vasilevskiy vs. Koskinen | Yanni Gourde |

AT EDMONTON OILERS

| DATE | TEAM | OPPONENT | ATTEND | GOALTENDERS | W GOAL |
|------------|-------------|----------|--------|--------------------------|---------------|
| 22 Dec '18 | Lightning 6 | Oilers 3 | 18,34 | Vasilevskiy vs. Koskinen | Tyler Johnson |

GOALS BY PERIOD

| | 1ST | 2ND | 3RD | OT | TOTAL |
|-----------|-----|-----|-----|----|-------|
| LIGHTNING | 3 | 4 | 4 | 0 | 11 |
| OILERS | 1 | 2 | 2 | 0 | 5 |

SHOTS BY PERIOD

| | 1ST | 2ND | 3RD | OT | TOTAL |
|-----------|-----|-----|-----|----|-------|
| LIGHTNING | 31 | 23 | 26 | 0 | 80 |
| OILERS | 19 | 26 | 18 | 0 | 63 |

INDIVIDUAL SCORING

TAMPA BAY LIGHTNING

| Player | GP | G | A | P | +/- | PIM |
|-----------|----|---|---|---|-----|-----|
| Kucherov | 2 | 3 | 5 | 8 | 5 | 2 |
| Stamkos | 2 | 3 | 2 | 5 | 3 | 2 |
| Point | 2 | 1 | 3 | 4 | 4 | 4 |
| Johnson | 2 | 2 | 1 | 3 | 4 | 0 |
| Gourde | 2 | 1 | 1 | 2 | 2 | 0 |
| Miller | 2 | 1 | 1 | 2 | 2 | 2 |
| Hedman | 1 | 0 | 1 | 1 | 2 | 0 |
| Killorn | 2 | 0 | 0 | 1 | 1 | 0 |
| Coburn | 2 | 0 | 1 | 1 | 0 | 0 |
| Cernak | 2 | 0 | 1 | 1 | 2 | 0 |
| McDonagh | 2 | 0 | 1 | 1 | 4 | 2 |
| Stralman | 2 | 0 | 1 | 1 | 4 | 2 |
| Callahan | 2 | 0 | 0 | 0 | 0 | 2 |
| Cirelli | 2 | 0 | 0 | 0 | 1 | 0 |
| Joseph | 1 | 0 | 0 | 0 | -1 | 0 |
| Martel | 1 | 0 | 0 | 0 | 0 | 0 |
| Erne | 1 | 0 | 0 | 0 | 0 | 0 |
| Girardi | 1 | 0 | 0 | 0 | 1 | 0 |
| Koekkoek | 1 | 0 | 0 | 0 | 1 | 0 |
| Sergachev | 2 | 0 | 0 | 0 | 0 | 0 |

Power Play: 2-8 (25%)

EDMONTON OILERS

| Player | GP | G | A | P | +/- | PIM |
|----------------|----|---|---|---|-----|-----|
| Nugent-Hopkins | 1 | 1 | 2 | 3 | -5 | 0 |
| McDavid | 2 | 0 | 3 | 3 | -5 | 2 |
| Draisaitl | 2 | 2 | 0 | 2 | -2 | 0 |
| Strome | 1 | 1 | 0 | 1 | 1 | 2 |
| Chiasson | 1 | 1 | 0 | 1 | -2 | 2 |
| Klefbom | 2 | 0 | 1 | 1 | 1 | 0 |
| Nurse | 2 | 0 | 1 | 1 | -7 | 0 |
| Rattie | 1 | 0 | 1 | 1 | -2 | 2 |
| Puljujarvi | 1 | 0 | 1 | 1 | 0 | 0 |
| Benning | 2 | 0 | 0 | 0 | 0 | 2 |
| Rieder | 2 | 0 | 0 | 0 | -1 | 2 |
| Larsson | 1 | 0 | 0 | 0 | -4 | 4 |
| Brodziak | 2 | 0 | 0 | 0 | 0 | 0 |
| Kassian | 2 | 0 | 0 | 0 | -1 | 14 |
| Yamamoto | 1 | 0 | 0 | 0 | 0 | 0 |
| Gravel | 2 | 0 | 0 | 0 | 0 | 0 |
| Caggiula | 2 | 0 | 0 | 0 | -3 | 0 |
| Spooner | 1 | 0 | 0 | 0 | -1 | 0 |
| Khaira | 1 | 0 | 0 | 0 | 0 | 0 |
| Lucic | 2 | 0 | 0 | 0 | 0 | 14 |
| Russell | 1 | 0 | 0 | 0 | -4 | 0 |
| Zykov | 1 | 0 | 0 | 0 | -1 | 0 |
| Jones | 1 | 0 | 0 | 0 | 0 | 0 |
| Garrison | 1 | 0 | 0 | 0 | 0 | 0 |

Power Play: 3-7 (42.86%)

GOALTENDING

TAMPA BAY LIGHTNING

| GOALIE | GP | MIN | W-L-OT | SO | GA | SA | SV | GAA | SV% |
|-------------|----|-----|--------|----|----|----|----|------|------|
| Vasilevskiy | 2 | 120 | 2-0-0 | 0 | 5 | 63 | 58 | 2.50 | .918 |

EDMONTON OILERS

| GOALIE | GP | MIN | W-L-OT | SO | GA | SA | SV | GAA | SV% |
|----------|----|--------|--------|----|----|----|----|------|------|
| Koskinen | 2 | 119:20 | 0-2-0 | 0 | 10 | 79 | 69 | 5.03 | .872 |

FLORIDA PANTHERS



1 Panther Parkway
Sunrise, Florida 33323
Phone: (954) 835-7000
Website: panthers.nhl.com
Team Colors: Red, Blue, Gold, White
Inaugural Season: 1993-94
Arena: BB&T Center (17,040)
Stanley Cup Titles: None
Television: FOX Sports Florida
Radio: WQAM-AM 560
General Manager: Dale Tallon
Head Coach: Joel Quenneville
Associate/Assistant Coaches: Mike Kitchen, Andrew Brunette, Derek MacKenzie, Thomas Drance, Mike Lewis, Chrissy Parente

Media & Communications Managers

2019-2020 SCHEDULE

| DATE | SITE | TIME |
|-------------|-----------|---------|
| October 3 | Tampa Bay | 7:00 PM |
| October 5 | Florida | 7:00 PM |
| December 10 | Florida | 7:00 PM |
| December 23 | Tampa Bay | 7:00 PM |

ALL-TIME SERIES

| SEASON | OVERALL | | | | | | HOME | | | | | | ROAD | | | | | |
|---------|--------------|----|----|----|-----|-----|------|----|----|---|-----|-----|------|----|----|----|-----|-----|
| | GP | W | L | T | OTL | PTS | GP | W | L | T | OTL | PTS | GP | W | L | T | OTL | PTS |
| 2018-19 | 4 | 4 | 0 | - | 0 | 8 | 2 | 2 | 0 | - | 0 | 4 | 2 | 2 | 0 | - | 0 | 4 |
| 2017-18 | 4 | 3 | 1 | - | 0 | 6 | 2 | 2 | 0 | - | 0 | 4 | 2 | 1 | 1 | - | 0 | 2 |
| 2016-17 | 4 | 2 | 1 | - | 1 | 5 | 2 | 2 | 0 | - | - | 4 | 2 | 0 | 1 | - | 1 | 2 |
| 2015-16 | 5 | 1 | 3 | - | 1 | 3 | 3 | 1 | 1 | - | 1 | 3 | 2 | 0 | 2 | - | 0 | 2 |
| 2014-15 | 4 | 3 | 1 | - | 0 | 6 | 2 | 2 | 0 | - | 0 | 4 | 2 | 1 | 1 | - | 0 | 2 |
| 2013-14 | 4 | 4 | 0 | - | 0 | 8 | 2 | 2 | 0 | - | 0 | 4 | 2 | 2 | 0 | - | 0 | 4 |
| 2012-13 | 5 | 3 | 2 | - | 1 | 7 | 3 | 1 | 2 | - | 1 | 3 | 2 | 2 | 0 | - | 0 | 4 |
| 2011-12 | 6 | 4 | 1 | - | 1 | 9 | 3 | 2 | 1 | - | 0 | 4 | 3 | 2 | 0 | - | 1 | 5 |
| 2010-11 | 6 | 2 | 1 | - | 3 | 7 | 4 | 1 | 0 | - | 2 | 4 | 3 | 1 | 1 | - | 1 | 3 |
| 2009-10 | 6 | 3 | 3 | - | 0 | 6 | 3 | 2 | 1 | - | 0 | 4 | 3 | 1 | 2 | - | 0 | 2 |
| 2008-09 | 6 | 3 | 2 | - | 1 | 7 | 3 | 1 | 1 | - | 1 | 3 | 4 | 1 | 3 | - | 0 | 4 |
| 2007-08 | 8 | 4 | 4 | - | 0 | 8 | 4 | 3 | 1 | - | 0 | 6 | 4 | 1 | 3 | - | 0 | 2 |
| 2006-07 | 8 | 3 | 4 | - | 1 | 7 | 4 | 2 | 2 | - | 0 | 4 | 4 | 1 | 2 | - | 1 | 3 |
| 2005-06 | 8 | 2 | 4 | - | 2 | 6 | 4 | 2 | 1 | - | 1 | 5 | 4 | 0 | 3 | - | 1 | 1 |
| 2004-05 | DID NOT PLAY | | | | | | | | | | | | | | | | | |
| 2003-04 | 6 | 3 | 2 | 1 | 0 | 7 | 3 | 2 | 0 | 1 | 0 | 5 | 3 | 1 | 2 | 0 | 0 | 2 |
| 2002-03 | 5 | 3 | 0 | 2 | 0 | 8 | 2 | 1 | 0 | 1 | 0 | 3 | 3 | 2 | 0 | 1 | 0 | 5 |
| 2001-02 | 5 | 3 | 2 | 0 | 0 | 6 | 3 | 1 | 2 | 0 | 0 | 2 | 2 | 2 | 0 | 0 | 0 | 4 |
| 2000-01 | 5 | 3 | 0 | 0 | 2 | 8 | 13 | 11 | 2 | 0 | 0 | 0 | 4 | 3 | 1 | 0 | 0 | 2 |
| 1999-00 | 5 | 0 | 4 | 1 | 0 | 1 | 13 | 25 | 3 | 0 | 3 | 0 | 0 | 6 | 2 | 0 | 1 | 1 |
| 1998-99 | 5 | 0 | 5 | 0 | - | 0 | 5 | 17 | 2 | 0 | 2 | 0 | - | 0 | 2 | 5 | 3 | 0 |
| 1997-98 | 5 | 1 | 2 | 2 | - | 4 | 10 | 9 | 3 | 1 | 0 | 2 | - | 4 | 9 | 5 | 2 | 0 |
| 1996-97 | 5 | 1 | 2 | 2 | - | 4 | 10 | 12 | 2 | 1 | 0 | 1 | - | 3 | 5 | 3 | 3 | 0 |
| 1995-96 | 6 | 3 | 3 | 0 | - | 6 | 14 | 20 | 3 | 1 | 2 | 0 | - | 2 | 9 | 14 | 3 | 2 |
| 1994-95 | 4 | 1 | 3 | 0 | - | 2 | 7 | 14 | 2 | 1 | 1 | 0 | - | 2 | 4 | 6 | 2 | 0 |
| 1993-94 | 5 | 0 | 3 | 2 | - | 2 | 6 | 11 | 3 | 0 | 2 | 1 | - | 1 | 2 | 6 | 2 | 0 |
| TOTALS | 134 | 59 | 52 | 10 | 13 | 141 | 68 | 35 | 21 | 6 | 6 | 83 | 66 | 24 | 31 | 4 | 7 | 59 |



2018-19 SEASON SUMMARY

WON :4 LOST: 0 OT: 0

AT TAMPA BAY LIGHTNING

| DATE | TEAM | OPPONENT | ATTEND | GOALTENDERS | W GOAL |
|-------------|-------------|------------|--------|------------------------|-------------|
| 6 Oct '18 | Lightning 2 | Panthers 1 | 19,092 | Vasilevskiy vs. Reimer | J.T. Miller |
| 21 Nov '18* | Lightning 7 | Panthers 3 | 19,092 | Domingue vs. Luongo | Adam Erne |

* Overtime
** Shootout

AT FLORIDA PANTHERS

| DATE | TEAM | OPPONENT | ATTEND | GOALTENDERS | W GOAL |
|------------|-------------|------------|--------|---------------------|---------------|
| 1 Dec '18 | Lightning 5 | Panthers 4 | 12,361 | Domingue vs. Reimer | Brayden Point |
| 10 Feb '19 | Lightning 5 | Panthers 2 | 13,566 | Domingue vs. Reimer | Ryan Callahan |

GOALS BY PERIOD

| | 1ST | 2ND | 3RD | OT | TOTAL |
|-----------|-----|-----|-----|----|-------|
| LIGHTNING | 4 | 6 | 7 | 1 | 18 |
| PANTHERS | 4 | 5 | 1 | 0 | 10 |

SHOTS BY PERIOD

| | 1ST | 2ND | 3RD | OT | TOTAL |
|-----------|-----|-----|-----|----|-------|
| LIGHTNING | 38 | 42 | 40 | 4 | 124 |
| PANTHERS | 41 | 48 | 46 | 5 | 140 |

INDIVIDUAL SCORING

TAMPA BAY LIGHTNING

| Player | GP | G | A | P | +/- | PIM |
|-----------|----|---|---|---|-----|-----|
| Kucherov | 4 | 4 | 5 | 9 | 0 | 4 |
| Stamkos | 4 | 2 | 5 | 7 | 4 | 2 |
| Miller | 4 | 0 | 5 | 5 | 6 | 4 |
| McDonagh | 4 | 1 | 3 | 4 | 3 | 0 |
| Hedman | 4 | 0 | 4 | 4 | 3 | 2 |
| Point | 4 | 2 | 1 | 3 | -3 | 2 |
| Joseph | 4 | 2 | 1 | 3 | 3 | 0 |
| Girardi | 3 | 1 | 1 | 2 | 1 | 0 |
| Stralman | 2 | 0 | 2 | 2 | 3 | 0 |
| Gourde | 4 | 1 | 0 | 1 | 0 | 4 |
| Killorn | 4 | 1 | 0 | 1 | 2 | 0 |
| Callahan | 4 | 1 | 0 | 1 | 1 | 4 |
| Cirelli | 3 | 1 | 0 | 1 | 2 | 0 |
| Erne | 3 | 1 | 0 | 1 | 5 | 0 |
| Paquette | 2 | 1 | 0 | 1 | 2 | 4 |
| Johnson | 3 | 0 | 1 | 1 | 0 | 2 |
| Sergachev | 4 | 0 | 1 | 1 | 0 | 0 |
| Coburn | 4 | 0 | 1 | 1 | 0 | 2 |
| Palat | 3 | 0 | 0 | 0 | -1 | 0 |
| Cernak | 3 | 0 | 0 | 0 | 2 | 0 |
| Conacher | 1 | 0 | 0 | 0 | 0 | 2 |

Power Play: 5-14

FLORIDA PANTHERS

| Player | GP | G | A | P | +/- | PIM |
|-----------|----|---|---|---|-----|-----|
| Huberdeau | 4 | 1 | 5 | 6 | 1 | 2 |
| Yandle | 4 | 0 | 3 | 3 | -2 | 4 |
| Barkov | 4 | 2 | 0 | 2 | -3 | 0 |
| Vatrano | 4 | 2 | 0 | 2 | -2 | 4 |
| Dadonov | 4 | 1 | 1 | 2 | -3 | 0 |
| Brouwer | 3 | 1 | 1 | 2 | -1 | 0 |
| Hoffman | 4 | 1 | 1 | 2 | -1 | 2 |
| Matheson | 4 | 0 | 2 | 2 | 1 | 0 |
| MacDonald | 1 | 1 | 0 | 1 | 1 | 0 |
| Malgin | 2 | 1 | 0 | 1 | 1 | 2 |
| Trocheck | 2 | 0 | 1 | 1 | 0 | 4 |
| Haley | 3 | 0 | 1 | 1 | 1 | 4 |
| Sceviour | 3 | 0 | 1 | 1 | 1 | 0 |
| Sheahan | 1 | 0 | 1 | 1 | 0 | 0 |
| Bjugstad | 3 | 0 | 0 | 0 | -4 | 0 |
| Ekblad | 4 | 0 | 0 | 0 | -1 | 4 |
| McCann | 3 | 0 | 0 | 0 | -1 | 0 |
| Petrovic | 3 | 0 | 0 | 0 | -2 | 0 |
| Pysyk | 4 | 0 | 0 | 0 | 0 | 0 |
| MacKenzie | 1 | 0 | 0 | 0 | 0 | 0 |
| Hunt | 2 | 0 | 0 | 0 | -4 | 0 |
| McCoshen | 1 | 0 | 0 | 0 | -1 | 0 |
| Lammikko | 2 | 0 | 0 | 0 | -2 | 0 |
| Weegar | 2 | 0 | 0 | 0 | -5 | 4 |
| Brassard | 1 | 0 | 0 | 0 | -2 | 2 |
| Borgstrom | 1 | 0 | 0 | 0 | -2 | 0 |
| Brown | 1 | 0 | 0 | 0 | 0 | 0 |

Power Play: 3-17

GOALTENDING

TAMPA BAY LIGHTNING

| GOALIE | GP | MIN | W-L-OT | SO | GA | SA | SV | GAA | SV% |
|-------------|----|--------|--------|----|----|----|----|------|------|
| Domingue | 3 | 183:11 | 3-0-0 | 0 | 9 | 97 | 88 | 2.95 | .903 |
| Vasilevskiy | 1 | 65:00 | 1-0-0 | 0 | 1 | 43 | 42 | 0.92 | .977 |

FLORIDA PANTHERS

| GOALIE | GP | MIN | W-L-OT | SO | GA | SA | SV | GAA | SV% |
|--------|----|--------|--------|----|----|----|----|------|------|
| Luongo | 3 | 94:18 | 0-1-0 | 0 | 8 | 52 | 44 | 5.10 | .868 |
| Reimer | 2 | 151:29 | 0-3-0 | 0 | 10 | 72 | 62 | 3.97 | .840 |

LOS ANGELES KINGS



1111 South Figueroa Street
Los Angeles, California 90015

Phone: (213)742-7100
Website: kings.nhl.com
Team Colors: Black, Silver, White
Inaugural Season: 1967-68
Arena: Staples Center (18,230)
Stanley Cup Titles: 2 (2012, 2014)
Television: Fox Sports West, KCOP-TV
Radio: KABC-AM 790
General Manager: Rob Blake
Head Coach: Todd McLellan
Assistant Coaches: Marco Sturm, Bill Ranford
Media & Communications Managers: Jeff Moeller, Mike Kalinowski, Eddie Fischermann

SERIES INFORMATION

Last Lightning Win: Feb. 25, 2019 (Los Angeles 3 @ Lightning 4 SO)
Last Los Angeles Win: Dec. 6, 2015 (Lightning 1 @ Los Angeles 3)
Last Tie: Mar. 20, 2003 (Lightning 2 @ Los Angeles 2)
Last Lightning Overtime Win: None
Last Los Angeles Overtime Win: Nov. 6, 2003 (Los Angeles 1 @ Lightning 0)
Last Lightning Shootout Win: Feb. 25, 2019 (Los Angeles 3 @ Lightning 4, SO)
Last Los Angeles Shootout Win: Nov. 14, 2009 (Los Angeles 2 @ Lightning 1)
Last Lightning Shutout: Feb. 7, 2017 (Los Angeles 0 @ Lightning 5)
Last Los Angeles Shutout: Nov. 4, 2010 (Lightning 0 @ Los Angeles 1)
Last Lightning Win at Home: Feb. 25, 2019 (Los Angeles 3 @ Lightning 4 SO)
Last Los Angeles Win at Home: Dec. 6, 2015 (Lightning 1 @ Los Angeles 3)
Last Lightning Win at Los Angeles: Jan. 3, 2019 (Lightning 6 @ Los Angeles 2)
Last Los Angeles Win at Tampa Bay: Feb. 7, 2015 (Los Angeles 4 @ Lightning 2)
Most Goals by Lightning: 6, 2x, last Jan. 3, 2019 (Lightning 6 @ Los Angeles 2)
Most Goals by Los Angeles: 5, 4x, Last: Nov. 19, 2013 (Lightning 2 @ Los Angeles 5)
Most Goals by Both Teams: 9, 2x, Last: Dec. 4, 1993 (Lightning 5 @ Los Angeles 4)
Last Lightning Hat Trick: None
Last Los Angeles Hat Trick: Luc Robitaille, Oct. 7, 1999 (Los Angeles 5 @ Lightning 2)

2019-2020 SCHEDULE

| DATE | SITE | TIME |
|------------|-------------|----------|
| January 14 | Tampa Bay | 7:00 PM |
| January 29 | Los Angeles | 10:00 PM |

ALL-TIME SERIES

| SEASON | OVERALL | | | | | | | | HOME | | | | | | | | ROAD | | | | | | | |
|---------|--------------|----|----|---|-----|-----|-----|----|------|----|---|---|-----|-----|----|----|------|----|---|---|-----|-----|----|----|
| | GP | W | L | T | OTL | PTS | GF | GA | GP | W | L | T | OTL | PTS | GF | GA | GP | W | L | T | OTL | PTS | GF | GA |
| 2018-19 | 2 | 2 | 0 | - | 0 | 4 | 10 | 5 | 1 | 1 | 0 | - | 0 | 2 | 4 | 3 | 1 | 1 | 0 | - | 0 | 2 | 6 | 2 |
| 2017-18 | 2 | 2 | 0 | - | 0 | 4 | 9 | 5 | 1 | 1 | 0 | - | 0 | 2 | 4 | 3 | 1 | 1 | 0 | - | 0 | 2 | 5 | 2 |
| 2016-17 | 2 | 2 | 0 | - | 0 | 4 | 7 | 1 | 1 | 1 | 0 | - | 0 | 2 | 5 | 0 | 1 | 1 | 0 | - | 0 | 2 | 2 | 1 |
| 2015-16 | 2 | 1 | 1 | - | 0 | 2 | 2 | 4 | 1 | 1 | 0 | - | 0 | 2 | 1 | 1 | 1 | 0 | 1 | - | 0 | 0 | 1 | 3 |
| 2014-15 | 2 | 0 | 2 | - | 0 | 0 | 4 | 7 | 1 | 0 | 1 | - | 0 | 0 | 2 | 4 | 1 | 0 | 1 | - | 0 | 0 | 2 | 3 |
| 2013-14 | 2 | 1 | 1 | - | 0 | 2 | 7 | 6 | 1 | 1 | 0 | - | 0 | 2 | 5 | 1 | 1 | 0 | 1 | - | 0 | 0 | 2 | 5 |
| 2012-13 | - | - | - | - | - | - | - | - | - | - | - | - | - | - | - | - | - | - | - | - | - | - | - | - |
| 2011-12 | 1 | 0 | 1 | - | 0 | 0 | 1 | 3 | 1 | 0 | 1 | - | 0 | 0 | 1 | 3 | - | - | - | - | - | - | - | - |
| 2010-11 | 1 | 0 | 1 | - | 0 | 0 | 0 | 1 | - | - | - | - | - | - | - | - | 1 | 0 | 1 | - | 0 | 0 | 0 | 1 |
| 2009-10 | 1 | 0 | 0 | - | 1 | 1 | 1 | 1 | 1 | 0 | 0 | - | 1 | 1 | 1 | 1 | - | - | - | - | - | - | - | - |
| 2008-09 | 1 | 1 | 0 | - | 0 | 2 | 3 | 1 | - | - | - | - | - | - | - | - | 1 | 1 | 0 | - | 0 | 2 | 3 | 1 |
| 2007-08 | - | - | - | - | - | - | - | - | - | - | - | - | - | - | - | - | - | - | - | - | - | - | - | - |
| 2006-07 | 1 | 1 | 0 | - | 0 | 2 | 2 | 2 | 1 | 1 | 0 | - | 0 | 2 | 2 | 2 | - | - | - | - | - | - | - | - |
| 2005-06 | 1 | 1 | 0 | - | 0 | 2 | 4 | 1 | - | - | - | - | - | - | - | - | 1 | 1 | 0 | - | 0 | 2 | 4 | 1 |
| 2004-05 | DID NOT PLAY | | | | | | | | | | | | | | | | | | | | | | | |
| 2003-04 | 1 | 0 | 0 | 0 | 1 | 1 | 0 | 1 | 1 | 0 | 0 | 0 | 1 | 1 | 0 | 1 | - | - | - | - | - | - | - | - |
| 2002-03 | 2 | 1 | 0 | 1 | 0 | 3 | 6 | 4 | 1 | 1 | 0 | 0 | 0 | 2 | 4 | 2 | 1 | 0 | 0 | 1 | 0 | 1 | 2 | 2 |
| 2001-02 | 2 | 2 | 0 | 0 | 0 | 4 | 4 | 0 | 1 | 1 | 0 | 0 | 0 | 2 | 3 | 0 | 1 | 1 | 0 | 0 | 0 | 2 | 1 | 0 |
| 2000-01 | 1 | 1 | 0 | 0 | 0 | 2 | 4 | 3 | - | - | - | - | - | - | - | - | 1 | 1 | 0 | 0 | 0 | 2 | 4 | 3 |
| 1999-00 | 2 | 0 | 1 | 1 | 0 | 1 | 5 | 8 | 1 | 0 | 1 | 0 | 0 | 0 | 2 | 5 | 1 | 0 | 0 | 1 | 0 | 1 | 3 | 3 |
| 1998-99 | 2 | 2 | 0 | 0 | - | 4 | 6 | 3 | 1 | 1 | 0 | 0 | - | 2 | 3 | 2 | 1 | 1 | 0 | 0 | - | 2 | 3 | 0 |
| 1997-98 | 2 | 0 | 2 | 0 | - | 0 | 3 | 8 | 1 | 0 | 1 | 0 | - | 0 | 1 | 3 | 1 | 0 | 1 | 0 | - | 0 | 2 | 5 |
| 1996-97 | 2 | 2 | 0 | 0 | - | 4 | 6 | 1 | 1 | 1 | 0 | 0 | - | 2 | 3 | 0 | 1 | 1 | 0 | 0 | - | 2 | 2 | 1 |
| 1995-96 | 2 | 2 | 0 | 0 | - | 4 | 7 | 1 | 1 | 1 | 0 | 0 | - | 2 | 2 | 0 | 1 | 1 | 0 | 0 | - | 2 | 5 | 1 |
| 1994-95 | - | - | - | - | - | - | - | - | - | - | - | - | - | - | - | - | - | - | - | - | - | - | - | - |
| 1993-94 | 2 | 1 | 1 | 0 | - | 2 | 8 | 8 | 1 | 0 | 1 | 0 | - | 0 | 3 | 4 | 1 | 1 | 0 | 0 | - | 2 | 5 | 4 |
| 1992-93 | 3 | 2 | 1 | 0 | - | 4 | 11 | 10 | 1 | 0 | 1 | 0 | - | 0 | 2 | 5 | 2 | 2 | 0 | 0 | - | 4 | 9 | 5 |
| TOTALS | 39 | 24 | 11 | 2 | 2 | 52 | 110 | 84 | 19 | 11 | 6 | 0 | 2 | 24 | 48 | 40 | 20 | 13 | 5 | 2 | 0 | 28 | 61 | 43 |

2018-19 SEASON SUMMARY

WON: 2 LOST: 0 OT: 0

AT TAMPA BAY LIGHTNING

| DATE | TEAM | OPPONENT | ATTEND | GOALTENDERS | W GOAL |
|--------------|-------------|----------|--------|--------------------------|---------------|
| 25 Feb '19** | Lightning 4 | Kings 3 | 19,092 | Vasilevskiy vs. Campbell | Victor Hedman |

* Overtime
** Shootout

AT LOS ANGELES KINGS

| DATE | TEAM | OPPONENT | ATTEND | GOALTENDERS | W GOAL |
|-----------|-------------|----------|--------|-----------------------|---------------|
| 3 Jan '19 | Lightning 6 | Kings 2 | 17,551 | Vasilevskiy vs. Quick | Ryan Callahan |

GOALS BY PERIOD

| | 1ST | 2ND | 3RD | OT | TOTAL |
|-----------|-----|-----|-----|----|-------|
| LIGHTNING | 5 | 2 | 2 | 0 | 9 |
| KINGS | 0 | 1 | 4 | 0 | 5 |

SHOTS BY PERIOD

| | 1ST | 2ND | 3RD | OT | TOTAL |
|-----------|-----|-----|-----|----|-------|
| LIGHTNING | 22 | 25 | 17 | 3 | 67 |
| KINGS | 17 | 16 | 29 | 1 | 63 |

INDIVIDUAL SCORING

TAMPA BAY LIGHTNING

| Player | GP | G | A | P | +/- | PIM |
|-----------|----|---|---|---|-----|-----|
| Kucherov | 2 | 1 | 4 | 5 | 0 | 0 |
| Stamkos | 2 | 1 | 4 | 5 | 1 | 0 |
| Point | 2 | 2 | 1 | 3 | 0 | 0 |
| Callahan | 1 | 1 | 1 | 2 | 1 | 0 |
| Joseph | 2 | 1 | 0 | 1 | 0 | 0 |
| Miller | 1 | 1 | 0 | 1 | 1 | 4 |
| Cirelli | 2 | 1 | 0 | 1 | 0 | 2 |
| McDonagh | 2 | 1 | 0 | 1 | 0 | 2 |
| Hedman | 2 | 0 | 1 | 1 | 1 | 0 |
| Gourde | 2 | 0 | 1 | 1 | 0 | 0 |
| Johnson | 2 | 0 | 1 | 1 | 0 | 0 |
| Coburn | 2 | 0 | 1 | 1 | 0 | 0 |
| Killorn | 2 | 0 | 0 | 0 | 0 | 0 |
| Girardi | 1 | 0 | 0 | 0 | 0 | 0 |
| Palat | 1 | 0 | 0 | 0 | 1 | 2 |
| Paquette | 2 | 0 | 0 | 0 | -1 | 2 |
| Cernak | 2 | 0 | 0 | 0 | 0 | 4 |
| Erne | 2 | 0 | 0 | 0 | 0 | 0 |
| Sergachev | 1 | 0 | 0 | 0 | 1 | 4 |
| Stralman | 2 | 0 | 0 | 0 | 0 | 0 |

Power Play: 4-8 (50%)

LOS ANGELES KINGS

| Player | GP | G | A | P | +/- | PIM |
|------------|----|---|---|---|-----|-----|
| Wagner | 2 | 2 | 1 | 3 | 3 | 0 |
| Brodzinski | 1 | 1 | 0 | 1 | 0 | 0 |
| Doughty | 2 | 1 | 0 | 1 | -2 | 0 |
| Iafallo | 2 | 1 | 0 | 1 | 0 | 0 |
| Kopitar | 2 | 0 | 1 | 1 | -1 | 4 |
| Leipsic | 2 | 0 | 1 | 1 | 0 | 4 |
| Brown | 2 | 0 | 1 | 1 | -1 | 4 |
| Lewis | 1 | 0 | 1 | 1 | 2 | 0 |
| Walker | 1 | 0 | 1 | 1 | 0 | 0 |
| Clifford | 1 | 0 | 0 | 0 | 1 | 2 |
| Fantenberg | 1 | 0 | 0 | 0 | 1 | 0 |
| Kovalchuk | 2 | 0 | 0 | 0 | -1 | 0 |
| Forbort | 2 | 0 | 0 | 0 | -2 | 0 |
| Scherbak | 1 | 0 | 0 | 0 | -2 | 0 |
| Muzzini | 1 | 0 | 0 | 0 | -1 | 0 |
| Toffoli | 2 | 0 | 0 | 0 | -2 | 0 |
| Thompson | 1 | 0 | 0 | 0 | 0 | 2 |
| Carter | 1 | 0 | 0 | 0 | -1 | 0 |
| Phaneuf | 1 | 0 | 0 | 0 | 1 | 2 |
| Kempe | 2 | 0 | 0 | 0 | -1 | 0 |
| LaDue | 1 | 0 | 0 | 0 | 1 | 0 |
| Roy | 1 | 0 | 0 | 0 | 0 | 0 |

Power Play: 1-9 (11.11%)

GOALTENDING

TAMPA BAY LIGHTNING

| GOALIE | GP | MIN | W-L-OT | SO | GA | SA | SV | GAA | SV% |
|-------------|----|-----|--------|----|----|----|----|------|------|
| Vasilevskiy | 2 | 125 | 2-0-0 | 0 | 5 | 63 | 58 | 2.40 | .921 |

LOS ANGELES KINGS

| GOALIE | GP | MIN | W-L-OT | SO | GA | SA | SV | GAA | SV% |
|----------|----|-------|--------|----|----|----|----|------|------|
| Campbell | 1 | 65:00 | 0-0-1 | 0 | 3 | 34 | 31 | 2.77 | .912 |
| Quick | 1 | 59:57 | 0-1-0 | 0 | 6 | 33 | 27 | 6.04 | .818 |



MINNESOTA WILD



317 Washington Street
St. Paul, Minnesota 55102
Phone: (651) 602-6000
Website: wild.nhl.com
Team Colors: Red, Green, Gold, Beige, White
Inaugural Season: 2000-01
Arena: Xcel Energy Center (18,064)
Stanley Cup Titles: None
Television: Fox Sports Wild
Radio: KFAN-FM 100.3
General Manager: Bill Guerin
Head Coach: Bruce Boudreau
Assistant Coaches: Bob Woods, Dean Evason, Darby Hendrickson
Media & Communications Managers: Aaron Sickman, Megan Kogut

2019-2020 SCHEDULE

| DATE | SITE | TIME |
|------------|-----------|---------|
| December 5 | Tampa Bay | 7:00 PM |
| January 16 | Minnesota | 8:00 PM |

ALL-TIME SERIES

| SEASON | OVERALL | | | | | | | | HOME | | | | | | | | ROAD | | | | | | | |
|---------|--------------|---|----|---|-----|-----|----|----|------|---|---|---|-----|-----|----|----|------|---|---|---|-----|-----|----|----|
| | GP | W | L | T | OTL | PTS | GF | GA | GP | W | L | T | OTL | PTS | GF | GA | GP | W | L | T | OTL | PTS | GF | GA |
| 2018-19 | 2 | 0 | 1 | - | 1 | 1 | 4 | 8 | 1 | 0 | 1 | - | 0 | 0 | 0 | 3 | 1 | 0 | 0 | 0 | 1 | 1 | 4 | 5 |
| 2017-18 | 2 | 1 | 1 | - | 0 | 2 | 5 | 5 | 1 | 1 | 0 | - | 0 | 2 | 3 | 0 | 1 | 0 | 1 | - | 0 | 0 | 2 | 5 |
| 2016-17 | 2 | 1 | 0 | - | 1 | 3 | 5 | 2 | 1 | 1 | 0 | - | 0 | 2 | 4 | 1 | 1 | 0 | 0 | - | 1 | 1 | 1 | 1 |
| 2015-16 | 2 | 1 | 1 | - | 0 | 2 | 2 | 3 | 1 | 1 | 0 | - | 0 | 2 | 2 | 2 | 1 | 0 | 1 | - | 0 | 0 | 0 | 1 |
| 2014-15 | 2 | 1 | 1 | - | 0 | 2 | 4 | 8 | 1 | 1 | 0 | - | 0 | 2 | 2 | 1 | 1 | 0 | 1 | - | 0 | 0 | 2 | 7 |
| 2013-14 | 2 | 1 | 1 | - | 0 | 2 | 4 | 3 | 1 | 1 | 0 | - | 0 | 2 | 3 | 1 | 1 | 0 | 1 | - | 0 | 0 | 1 | 2 |
| 2012-13 | - | - | - | - | - | - | - | - | - | - | - | - | - | - | - | - | - | - | - | - | - | - | - | - |
| 2011-12 | 1 | 0 | 1 | - | 0 | 0 | 1 | 3 | - | - | - | - | - | - | - | - | 1 | 0 | 1 | - | 0 | 0 | 1 | 3 |
| 2010-11 | 2 | 1 | 1 | - | 0 | 2 | 4 | 5 | 1 | 0 | 1 | - | 0 | 0 | 1 | 4 | 1 | 1 | 0 | - | 0 | 2 | 3 | 1 |
| 2009-10 | 1 | 1 | 0 | - | 0 | 2 | 3 | 3 | 1 | 1 | 0 | - | 0 | 2 | 3 | 3 | - | - | - | - | - | - | - | - |
| 2008-09 | 2 | 0 | 1 | - | 1 | 1 | 2 | 4 | 1 | 0 | 0 | - | 1 | 1 | 0 | 0 | 1 | 0 | 1 | - | 0 | 0 | 2 | 4 |
| 2007-08 | 1 | 0 | 1 | - | 0 | 0 | 2 | 3 | 1 | 0 | 1 | - | 0 | 0 | 2 | 3 | - | - | - | - | - | - | - | - |
| 2006-07 | 1 | 1 | 0 | - | 0 | 2 | 3 | 2 | - | - | - | - | - | - | - | - | 1 | 1 | 0 | - | 0 | 2 | 3 | 2 |
| 2005-06 | - | - | - | - | - | - | - | - | - | - | - | - | - | - | - | - | - | - | - | - | - | - | - | - |
| 2004-05 | DID NOT PLAY | | | | | | | | | | | | | | | | | | | | | | | |
| 2003-04 | 1 | 1 | 0 | 0 | 0 | 2 | 3 | 2 | 1 | 1 | 0 | 0 | 0 | 2 | 3 | 2 | - | - | - | - | - | - | - | - |
| 2002-03 | 2 | 0 | 1 | 1 | 0 | 1 | 7 | 8 | 1 | 0 | 0 | 1 | 0 | 1 | 3 | 3 | 1 | 0 | 1 | 0 | 0 | 0 | 3 | 5 |
| 2001-02 | 1 | 0 | 1 | 0 | 0 | 0 | 0 | 3 | 0 | 0 | 0 | 0 | 0 | 0 | 0 | 0 | 1 | 0 | 1 | 0 | 0 | 0 | 0 | 2 |
| 2000-01 | 2 | 0 | 2 | 0 | 0 | 0 | 7 | 10 | 1 | 0 | 1 | 0 | 0 | 0 | 2 | 4 | 1 | 0 | 1 | 0 | 0 | 0 | 5 | 6 |
| TOTALS | 26 | 9 | 13 | 1 | 3 | 22 | 56 | 69 | 13 | 7 | 4 | 1 | 1 | 17 | 28 | 27 | 13 | 2 | 9 | 0 | 2 | 6 | 27 | 44 |

SERIES INFORMATION

Last Lightning Win: Dec. 23, 2017 (Minnesota 3 @ Lightning 0)
Last Minnesota Win: Mar. 7, 2019 (Minnesota 3 @ Lightning 0)
Last Tie: Mar. 17, 2003 (Minnesota 3 @ Lightning 3)
Last Lightning Overtime Win: None
Last Minnesota Overtime Win: Oct. 20, 2018 (Lightning 4 @ Minnesota 5 OT)
Last Lightning Shootout Win: Jan. 2, 2016 (Minnesota 2 @ Lightning 3)
Last Minnesota Shootout Win: Feb. 10, 2017 (Lightning 1 @ Minnesota 2)
Last Lightning Shutout: Dec. 23, 2017 (Minnesota 0 @ Lightning 3)
Last Minnesota Shutout: Mar. 7, 2019 (Minnesota 3 @ Lightning 0)
Last Lightning Win at Home: Dec. 23, 2017 (Minnesota 0 @ Lightning 3)
Last Minnesota Win at Home: Oct. 20, 2018 (Lightning 4 @ Minnesota 5 OT)
Last Lightning Win at Minnesota: Apr. 2, 2011 (Lightning 3 @ Minnesota 1)
Last Minnesota Win at Tampa Bay: Mar. 7, 2019 (Minnesota 3 @ Lightning 0)
Most Goals by Lightning: 5, Oct. 18, 2000 (Lightning 5 @ Minnesota 6)
Most Goals by Minnesota: 7, Oct. 25, 2014 (Lightning 2 @ Minnesota 7)
Most Goals by Both Teams: 11, Oct. 18, 2000 (Lightning 5 @ Minnesota 6)
Last Lightning Hat Trick: None
Last Minnesota Hat Trick: None

2018-19 SEASON SUMMARY

WON: 0 LOST: 1 OT: 1

AT TAMPA BAY LIGHTNING

| DATE | TEAM | OPPONENT | ATTEND | GOALTENDERS | W GOAL |
|-----------|-------------|----------|--------|------------------------|--------------|
| 7 Mar '19 | Lightning 0 | Wild 3 | 19,092 | Vasilevskiy vs. Dubnyk | Jason Zucker |

AT MINNESOTA WILD

| DATE | TEAM | OPPONENT | ATTEND | GOALTENDERS | W GOAL |
|-------------|-------------|----------|--------|-------------------------|------------------|
| 20 Oct '18* | Lightning 4 | Wild 5 | 19,080 | Vasilevskiy vs. Stalock | Michael Granlund |

* Overtime
** Shootout

GOALS BY PERIOD

| | 1ST | 2ND | 3RD | OT | TOTAL |
|-----------|-----|-----|-----|----|-------|
| LIGHTNING | 3 | 0 | 1 | 0 | 4 |
| WILD | 2 | 1 | 4 | 1 | 8 |

SHOTS BY PERIOD

| | 1ST | 2ND | 3RD | OT | TOTAL |
|-----------|-----|-----|-----|----|-------|
| LIGHTNING | 27 | 17 | 9 | 3 | 56 |
| WILD | 19 | 19 | 25 | 1 | 64 |

INDIVIDUAL SCORING

TAMPA BAY LIGHTNING

| Player | GP | G | A | P | +/- | PIM |
|-----------|----|---|---|---|-----|-----|
| Miller | 2 | 1 | 1 | 2 | -2 | 0 |
| Gourde | 2 | 1 | 1 | 2 | 0 | 0 |
| Stralman | 1 | 1 | 1 | 2 | -1 | 0 |
| Callahan | 1 | 1 | 0 | 1 | -1 | 0 |
| Kucherov | 2 | 0 | 1 | 1 | -4 | 2 |
| Stamkos | 2 | 0 | 1 | 1 | -3 | 0 |
| McDonagh | 2 | 0 | 1 | 1 | 1 | 0 |
| Hedman | 2 | 0 | 1 | 1 | -4 | 0 |
| Palat | 2 | 0 | 1 | 1 | -1 | 0 |
| Johnson | 2 | 0 | 0 | 0 | -2 | 2 |
| Point | 2 | 0 | 0 | 0 | 0 | 2 |
| Girardi | 2 | 0 | 0 | 0 | -2 | 0 |
| Joseph | 2 | 0 | 0 | 0 | 0 | 2 |
| Sergachev | 2 | 0 | 0 | 0 | 0 | 2 |
| Cirelli | 2 | 0 | 0 | 0 | 0 | 2 |
| Coburn | 2 | 0 | 0 | 0 | -2 | 0 |
| Killorn | 2 | 0 | 0 | 0 | 0 | 0 |
| Paquette | 2 | 0 | 0 | 0 | -2 | 2 |
| Cernak | 1 | 0 | 0 | 0 | 0 | 0 |

Power Play: 1-7 (14.29%)

MINNESOTA WILD

| Player | GP | G | A | P | +/- | PIM |
|--------------|----|---|---|---|-----|-----|
| Zucker | 2 | 4 | 0 | 4 | 4 | 2 |
| Coyle | 1 | 1 | 1 | 2 | 1 | 4 |
| Fehr | 2 | 0 | 2 | 2 | 1 | 4 |
| Donato | 1 | 0 | 2 | 2 | 2 | 0 |
| Foligno | 2 | 1 | 0 | 1 | 0 | 0 |
| Parise | 2 | 1 | 0 | 1 | 1 | 0 |
| Granlund | 1 | 1 | 0 | 1 | 1 | 0 |
| Staal | 2 | 0 | 1 | 1 | 3 | 0 |
| Niederreiter | 1 | 0 | 1 | 1 | 0 | 0 |
| Spurgeon | 2 | 0 | 1 | 1 | 1 | 2 |
| Suter | 2 | 0 | 1 | 1 | 4 | 0 |
| Dumba | 1 | 0 | 1 | 1 | 0 | 0 |
| Koivu | 1 | 0 | 1 | 1 | 1 | 2 |
| Brown | 2 | 0 | 1 | 1 | 1 | 2 |
| Read | 1 | 0 | 0 | 0 | 0 | 0 |
| Greenway | 2 | 0 | 0 | 0 | -1 | 0 |
| Eriksson Ek | 1 | 0 | 0 | 0 | 0 | 0 |
| Brodin | 2 | 0 | 0 | 0 | -1 | 0 |
| Pateryn | 2 | 0 | 0 | 0 | 2 | 0 |
| Seeler | 2 | 0 | 0 | 0 | 3 | 0 |
| Kunin | 1 | 0 | 0 | 0 | 0 | 2 |
| Fiala | 1 | 0 | 0 | 0 | 0 | 0 |
| Aberg | 1 | 0 | 0 | 0 | 0 | 0 |
| Hunt | 1 | 0 | 0 | 0 | 0 | 0 |

Power Play: 0-6 (0%)

GOALTENDING

TAMPA BAY LIGHTNING

| GOALIE | GP | MIN | W-L-OT | SO | GA | SA | SV | GAA | SV% |
|-------------|----|--------|--------|----|----|----|----|------|------|
| Vasilevskiy | 2 | 121:58 | 0-1-1 | 0 | 7 | 63 | 56 | 3.45 | .892 |

MINNESOTA WILD

| GOALIE | GP | MIN | W-L-OT | SO | GA | SA | SV | GAA | SV% |
|---------|----|-------|--------|----|----|----|----|------|-------|
| Dubnyk | 1 | 59:04 | 1-0-0 | 1 | 0 | 25 | 25 | 0.00 | 1.000 |
| Stalock | 1 | 63:43 | 1-0-0 | 0 | 4 | 31 | 27 | 3.78 | .871 |



MONTREAL CANADIENS



1909, avenue des Canadiens-de-Montréal
Montréal, Québec, Canada H3C 5L2
Phone: (514) 932-2582
Website: canadiens.nhl.com
Team Colors: Red, White, Blue
Inaugural Season: 1917-18
Arena: Bell Centre (21,302)
Stanley Cup Titles: 23 (1924, 1930, 1931, 1944, 1946, 1953, 1956, 1957, 1958, 1959, 1960, 1965, 1966, 1968, 1969, 1971, 1973, 1976, 1977, 1978, 1979, 1986, 1993)
Television: Sportsnet East (English), Réseau des sports (French)
Radio: CKGM-AM 960 (English), CHMP-FM 98.5 (French)
General Manager: Marc Bergevin
Head Coach: Claude Julien
Associate/Assistant Coaches: Kirk Muller, Dominique Ducharme
Media & Communications Managers: Dominick Saillant, Sylvie Lambert, Francois Marchand

2019-2020 SCHEDULE

| DATE | SITE | TIME |
|-------------|-----------|---------|
| October 15 | Montreal | 7:00 PM |
| December 28 | Tampa Bay | 7:00 PM |
| January 2 | Montreal | 7:00 PM |
| March 5 | Tampa Bay | 7:00 PM |

ALL-TIME SERIES

| SEASON | OVERALL | | | | | | | | HOME | | | | | | | | ROAD | | | | | | | | | | | |
|---------|--------------|----|----|---|-----|-----|-----|-----|------|----|----|---|-----|-----|-----|-----|------|----|----|---|-----|-----|-----|-----|--|--|--|--|
| | GP | W | L | T | OTL | PTS | GF | GA | GP | W | L | T | OTL | PTS | GF | GA | GP | W | L | T | OTL | PTS | GF | GA | | | | |
| 2018-19 | 4 | 3 | 1 | - | 0 | 6 | 15 | 10 | 2 | 2 | 0 | - | 0 | 4 | 9 | 5 | 2 | 1 | 1 | - | 0 | 2 | 6 | 5 | | | | |
| 2017-18 | 4 | 3 | 0 | - | 1 | 7 | 11 | 8 | 2 | 2 | 0 | - | 0 | 4 | 6 | 3 | 2 | 1 | 0 | - | 1 | 3 | 5 | 5 | | | | |
| 2016-17 | 4 | 2 | 1 | - | 1 | 5 | 10 | 10 | 2 | 1 | 0 | - | 1 | 3 | 5 | 5 | 2 | 1 | 1 | - | 0 | 2 | 5 | 5 | | | | |
| 2015-16 | 4 | 0 | 3 | - | 1 | 1 | 7 | 15 | 2 | 0 | 1 | - | 1 | 1 | 3 | 4 | 2 | 0 | 2 | - | 0 | 0 | 4 | 9 | | | | |
| 2014-15 | 5 | 5 | 0 | - | 0 | 10 | 21 | 8 | 2 | 2 | 0 | - | 0 | 4 | 11 | 3 | 3 | 3 | 0 | - | 0 | 6 | 10 | 5 | | | | |
| 2013-14 | 4 | 3 | 0 | - | 1 | 7 | 8 | 5 | 2 | 1 | 0 | - | 1 | 3 | 4 | 3 | 2 | 2 | 0 | - | 0 | 4 | 4 | 2 | | | | |
| 2012-13 | 4 | 0 | 3 | - | 1 | 1 | 8 | 12 | 3 | 0 | 2 | - | 1 | 1 | 6 | 8 | 1 | 0 | 1 | - | 0 | 0 | 2 | 3 | | | | |
| 2011-12 | 4 | 2 | 2 | - | 0 | 4 | 9 | 12 | 2 | 2 | 0 | - | 0 | 4 | 6 | 4 | 2 | 0 | 2 | - | 0 | 0 | 3 | 8 | | | | |
| 2010-11 | 4 | 2 | 1 | - | 1 | 5 | 12 | 10 | 2 | 1 | 1 | - | 0 | 2 | 6 | 5 | 2 | 1 | 0 | - | 1 | 3 | 6 | 6 | | | | |
| 2009-10 | 4 | 2 | 1 | - | 1 | 5 | 10 | 8 | 2 | 1 | 0 | - | 1 | 3 | 4 | 2 | 2 | 1 | 1 | - | 0 | 2 | 6 | 4 | | | | |
| 2008-09 | 4 | 2 | 0 | - | 2 | 6 | 11 | 8 | 2 | 1 | 0 | - | 1 | 3 | 6 | 4 | 2 | 1 | 0 | - | 1 | 3 | 5 | 4 | | | | |
| 2007-08 | 4 | 2 | 2 | - | 0 | 4 | 10 | 15 | 2 | 1 | 1 | - | 0 | 2 | 5 | 7 | 2 | 1 | 1 | - | 0 | 2 | 5 | 8 | | | | |
| 2006-07 | 4 | 1 | 3 | - | 0 | 2 | 8 | 13 | 2 | 1 | 1 | - | 0 | 2 | 4 | 4 | 2 | 0 | 2 | - | 0 | 0 | 4 | 9 | | | | |
| 2005-06 | 4 | 1 | 3 | - | 0 | 2 | 9 | 14 | 2 | 0 | 2 | - | 0 | 0 | 5 | 10 | 2 | 1 | 1 | - | 0 | 2 | 4 | 4 | | | | |
| 2004-05 | DID NOT PLAY | | | | | | | | | | | | | | | | | | | | | | | | | | | |
| 2003-04 | 4 | 2 | 2 | 0 | 0 | 4 | 13 | 12 | 2 | 1 | 1 | 0 | 0 | 2 | 7 | 8 | 2 | 1 | 1 | 0 | 0 | 2 | 6 | 4 | | | | |
| 2002-03 | 4 | 3 | 0 | 1 | 0 | 7 | 9 | 6 | 2 | 1 | 0 | 1 | 0 | 3 | 4 | 3 | 2 | 2 | 0 | 0 | 0 | 4 | 5 | 3 | | | | |
| 2001-02 | 4 | 1 | 2 | 1 | 0 | 3 | 9 | 13 | 2 | 0 | 1 | 1 | 0 | 1 | 4 | 8 | 2 | 1 | 1 | 0 | 0 | 2 | 5 | 5 | | | | |
| 2000-01 | 4 | 2 | 2 | 0 | 0 | 4 | 7 | 10 | 2 | 1 | 1 | 0 | 0 | 2 | 5 | 7 | 2 | 1 | 1 | 0 | 0 | 2 | 2 | 3 | | | | |
| 1999-00 | 4 | 1 | 2 | 0 | 1 | 3 | 7 | 13 | 2 | 0 | 1 | 0 | 1 | 1 | 2 | 5 | 2 | 1 | 1 | 0 | 0 | 2 | 5 | 8 | | | | |
| 1998-99 | 4 | 1 | 2 | 1 | - | 3 | 10 | 9 | 2 | 0 | 1 | 1 | - | 1 | 3 | 4 | 2 | 1 | 1 | 0 | - | 2 | 7 | 5 | | | | |
| 1997-98 | 4 | 0 | 4 | 0 | - | 0 | 7 | 20 | 2 | 0 | 2 | 0 | - | 0 | 4 | 8 | 2 | 0 | 2 | 0 | - | 0 | 3 | 12 | | | | |
| 1996-97 | 4 | 1 | 2 | 1 | - | 3 | 11 | 14 | 2 | 0 | 1 | 1 | - | 1 | 5 | 8 | 2 | 1 | 1 | 0 | - | 2 | 6 | 6 | | | | |
| 1995-96 | 4 | 3 | 0 | 1 | - | 7 | 13 | 6 | 2 | 2 | 0 | 0 | - | 4 | 6 | 2 | 2 | 1 | 0 | 1 | - | 3 | 7 | 4 | | | | |
| 1994-95 | 3 | 2 | 1 | 0 | - | 4 | 8 | 6 | 2 | 2 | 0 | 0 | - | 4 | 7 | 3 | 1 | 0 | 1 | 0 | - | 0 | 1 | 3 | | | | |
| 1993-94 | 4 | 2 | 1 | 1 | - | 5 | 8 | 6 | 2 | 1 | 0 | 1 | - | 3 | 5 | 4 | 2 | 1 | 1 | 0 | - | 2 | 3 | 2 | | | | |
| 1992-93 | 2 | 1 | 1 | 0 | - | 2 | 6 | 5 | 1 | 1 | 0 | 0 | - | 2 | 3 | 1 | 1 | 0 | 1 | 0 | - | 0 | 3 | 4 | | | | |
| TOTALS | 102 | 47 | 39 | 6 | 10 | 110 | 257 | 268 | 52 | 24 | 16 | 5 | 7 | 60 | 135 | 128 | 50 | 23 | 23 | 1 | 3 | 50 | 122 | 138 | | | | |



2018-19 SEASON SUMMARY

WON: 3 LOST: 1 OT: 0

AT TAMPA BAY LIGHTNING

| DATE | TEAM | OPPONENT | ATTEND | GOALTENDERS | W GOAL |
|------------|-------------|-------------|--------|-----------------------|-----------------|
| 29 Dec '18 | Lightning 6 | Canadiens 5 | 19,092 | Vasilevskiy vs. Niemi | Adam Erne |
| 16 Feb '19 | Lightning 3 | Canadiens 0 | 19,092 | Vasilevskiy vs. Price | Nikita Kucherov |

AT MONTREAL CANADIENS

| DATE | TEAM | OPPONENT | ATTEND | GOALTENDERS | W GOAL |
|-------------|-------------|-------------|--------|-----------------------|------------------|
| 3 Nov '18 | Lightning 4 | Canadiens 1 | 21,302 | Vasilevskiy vs. Price | J.T. Miller |
| 2 April '19 | Lightning 2 | Canadiens 4 | 21,302 | Pasquale vs. Price | Artturi Lehkonen |

GOALS BY PERIOD

| | 1ST | 2ND | 3RD | OT | TOTAL |
|-----------|-----|-----|-----|----|-------|
| LIGHTNING | 5 | 3 | 7 | 0 | 15 |
| CANADIENS | 5 | 3 | 2 | 0 | 10 |

SHOTS BY PERIOD

| | 1ST | 2ND | 3RD | OT | TOTAL |
|-----------|-----|-----|-----|----|-------|
| LIGHTNING | 42 | 40 | 47 | 0 | 129 |
| CANADIENS | 56 | 58 | 24 | 0 | 138 |

INDIVIDUAL SCORING

TAMPA BAY LIGHTNING

| Player | GP | G | A | P | +/- | PIM |
|-----------|----|---|---|---|-----|-----|
| Kucherov | 4 | 2 | 4 | 6 | 5 | 2 |
| Stamkos | 4 | 3 | 2 | 5 | 2 | 0 |
| Stralman | 4 | 1 | 4 | 5 | 3 | 0 |
| Gourde | 4 | 3 | 1 | 4 | 3 | 4 |
| Erne | 3 | 2 | 2 | 4 | 5 | 0 |
| Point | 4 | 0 | 3 | 3 | 2 | 2 |
| Johnson | 4 | 2 | 0 | 2 | 2 | 0 |
| Hedman | 2 | 0 | 2 | 2 | 1 | 0 |
| Palat | 3 | 0 | 2 | 2 | 0 | 0 |
| Miller | 3 | 1 | 0 | 1 | 4 | 0 |
| Paquette | 4 | 1 | 0 | 1 | 1 | 0 |
| Sergachev | 4 | 0 | 1 | 1 | -2 | 2 |
| Cirelli | 4 | 0 | 1 | 1 | -2 | 12 |
| Cernak | 2 | 0 | 1 | 1 | 0 | 2 |
| McDonagh | 3 | 0 | 1 | 1 | 0 | 2 |
| Callahan | 2 | 0 | 0 | 0 | -1 | 0 |
| Killorn | 4 | 0 | 0 | 0 | -3 | 2 |
| Joseph | 3 | 0 | 0 | 0 | -5 | 2 |
| Koekkoek | 1 | 0 | 0 | 0 | 1 | 0 |
| Coburn | 2 | 0 | 0 | 0 | 2 | 4 |
| Rutta | 1 | 0 | 0 | 0 | 0 | 0 |
| Girardi | 3 | 0 | 0 | 0 | 2 | 0 |

Power Play: 2-10 (20%)

MONTREAL CANADIENS

| Player | GP | G | A | P | +/- | PIM |
|-------------|----|---|---|---|-----|-----|
| Benn | 4 | 1 | 3 | 4 | 2 | 0 |
| Danault | 4 | 0 | 4 | 4 | 0 | 2 |
| Shaw | 3 | 2 | 1 | 3 | 0 | 12 |
| Lehkonen | 4 | 1 | 2 | 3 | 0 | 0 |
| Tatar | 4 | 0 | 3 | 3 | 1 | 4 |
| Domi | 4 | 2 | 0 | 2 | -1 | 2 |
| Armia | 3 | 1 | 0 | 1 | -2 | 0 |
| Agostino | 1 | 1 | 0 | 1 | 1 | 0 |
| Kulak | 3 | 1 | 0 | 1 | 1 | 2 |
| Thompson | 2 | 1 | 0 | 1 | 1 | 0 |
| Kotkaniemi | 3 | 0 | 1 | 1 | -1 | 0 |
| Gallagher | 4 | 0 | 1 | 1 | -1 | 2 |
| Byron | 2 | 0 | 1 | 1 | -1 | 0 |
| Weber | 3 | 0 | 1 | 1 | 1 | 0 |
| Mete | 3 | 0 | 1 | 1 | -2 | 0 |
| Hudon | 1 | 0 | 0 | 0 | -1 | 0 |
| Drouin | 4 | 0 | 0 | 0 | -7 | 2 |
| Peca | 2 | 0 | 0 | 0 | 0 | 0 |
| Petry | 4 | 0 | 0 | 0 | -2 | 2 |
| Reilly | 3 | 0 | 0 | 0 | -4 | 0 |
| Ouellet | 4 | 0 | 0 | 0 | -2 | 0 |
| Chaput | 1 | 0 | 0 | 0 | -1 | 0 |
| Deslauriers | 2 | 0 | 0 | 0 | 0 | 4 |
| Juulsen | 1 | 0 | 0 | 0 | -3 | 0 |
| Weise | 1 | 0 | 0 | 0 | 0 | 2 |
| Weal | 1 | 0 | 0 | 0 | 0 | 0 |
| Folin | 1 | 0 | 0 | 0 | 1 | 0 |

Power Play: 1-11 (9.09%)

GOALTENDING

TAMPA BAY LIGHTNING

| GOALIE | GP | MIN | W-L-OT | SO | GA | SA | SV | GAA | SV% |
|-------------|----|--------|--------|----|----|----|----|------|------|
| Pasquale | 1 | 56:58 | 0-1-0 | 0 | 4 | 45 | 41 | 4.24 | .911 |
| Vasilevskiy | 3 | 179:49 | 3-0-0 | 1 | 6 | 93 | 87 | 2.01 | .946 |

MONTREAL CANADIENS

| GOALIE | GP | MIN | W-L-OT | SO | GA | SA | SV | GAA | SV% |
|--------|----|--------|--------|----|----|----|----|------|------|
| Niemi | 1 | 59:07 | 0-1-0 | 0 | 6 | 32 | 26 | 6.09 | .813 |
| Price | 3 | 179:23 | 1-2-0 | 0 | 9 | 97 | 88 | 0.01 | .908 |

NASHVILLE PREDATORS



501 Broadway
Nashville, Tennessee 37203
Phone: (615) 770-2100
Website: predators.nhl.com
Team Colors: Gold, Navy, White
Inaugural Season: 1998-99
Arena: Bridgestone Arena (17113)
Stanley Cup Titles: None
Television: Fox Sports Tennessee
Radio: WPRT-FM 102.5
General Manager: David Poile
Head Coach: Peter Laviolette
Associate/Assistant Coaches: Kevin McCarthy, Dan Muse
Media & Communications Managers: Kevin Wilson, Nick Barnowski

2019-2020 SCHEDULE

| DATE | SITE | TIME |
|------------|-----------|--------|
| October 26 | Tampa Bay | 7:00pm |
| December 3 | Nashville | 8:00pm |

ALL-TIME SERIES

| SEASON | OVERALL | | | | | | | | HOME | | | | | | | | ROAD | | | | | | | |
|---------|--------------|----|----|---|-----|-----|----|----|------|---|---|---|-----|-----|----|----|------|---|---|---|-----|-----|----|----|
| | GP | W | L | T | OTL | PTS | GF | GA | GP | W | L | T | OTL | PTS | GF | GA | GP | W | L | T | OTL | PTS | GF | GA |
| 2018-19 | 2 | 0 | 2 | - | 0 | 0 | 3 | 7 | 1 | 0 | 1 | - | 0 | 0 | 1 | 4 | 1 | 0 | 1 | - | 0 | 0 | 2 | 3 |
| 2017-18 | 2 | 1 | 1 | - | 0 | 2 | 5 | 7 | 1 | 0 | 1 | - | 0 | 0 | 1 | 4 | 1 | 1 | 0 | - | 0 | 2 | 4 | 3 |
| 2016-17 | 2 | 0 | 2 | - | 0 | 0 | 2 | 9 | 1 | 0 | 1 | - | 0 | 0 | 1 | 6 | 1 | 0 | 1 | - | 0 | 0 | 1 | 3 |
| 2015-16 | 2 | 1 | 0 | - | 1 | 3 | 8 | 7 | 1 | 1 | 0 | - | 0 | 2 | 4 | 3 | 1 | 0 | 0 | - | 1 | 1 | 4 | 5 |
| 2014-15 | 2 | 0 | 1 | - | 1 | 1 | 4 | 6 | 1 | 0 | 1 | - | 0 | 0 | 2 | 3 | 1 | 0 | 0 | - | 1 | 1 | 2 | 3 |
| 2013-14 | 2 | 1 | 1 | - | 0 | 2 | 6 | 5 | 1 | 1 | 0 | - | 0 | 2 | 4 | 2 | 1 | 0 | 1 | - | 0 | 0 | 2 | 3 |
| 2012-13 | - | - | - | - | - | - | - | - | - | - | - | - | - | - | - | - | - | - | - | - | - | - | - | - |
| 2011-12 | 1 | 0 | 1 | - | 0 | 0 | 3 | 5 | - | - | - | - | - | - | - | - | 1 | 0 | 1 | - | 0 | 0 | 3 | 5 |
| 2010-11 | 1 | 0 | 1 | - | 0 | 0 | 3 | 4 | 1 | 0 | 1 | - | 0 | 0 | 3 | 4 | - | - | - | - | - | - | - | - |
| 2009-10 | 1 | 0 | 1 | - | 0 | 0 | 4 | 7 | - | - | - | - | - | - | - | - | 1 | 0 | 1 | - | 0 | 0 | 4 | 7 |
| 2008-09 | 1 | 1 | 0 | - | 0 | 2 | 4 | 1 | 1 | 1 | 0 | - | 0 | 2 | 4 | 1 | - | - | - | - | - | - | - | - |
| 2007-08 | 1 | 1 | 0 | - | 0 | 2 | 2 | 1 | - | - | - | - | - | - | - | - | 1 | 1 | 0 | - | 0 | 2 | 2 | 1 |
| 2006-07 | 0 | - | - | - | - | - | - | - | - | - | - | - | - | - | - | - | - | - | - | - | - | - | - | - |
| 2005-06 | 1 | 1 | 0 | - | 0 | 2 | 4 | 3 | 1 | 1 | 0 | - | 0 | 2 | 4 | 3 | - | - | - | - | - | - | - | - |
| 2004-05 | DID NOT PLAY | | | | | | | | | | | | | | | | | | | | | | | |
| 2003-04 | 1 | 1 | 0 | 0 | 0 | 2 | 5 | 2 | - | - | - | - | - | - | - | - | 1 | 1 | 0 | 0 | 0 | 2 | 5 | 2 |
| 2002-03 | 2 | 0 | 1 | 1 | 0 | 1 | 4 | 5 | 1 | 0 | 0 | 1 | 0 | 1 | 2 | 2 | 1 | 0 | 1 | 0 | 0 | 0 | 2 | 3 |
| 2001-02 | 2 | 2 | 0 | 0 | 0 | 4 | 6 | 1 | 1 | 1 | 0 | 0 | 0 | 2 | 5 | 1 | 1 | 1 | 0 | 0 | 0 | 2 | 1 | 0 |
| 2000-01 | 1 | 0 | 1 | 0 | 0 | 0 | 2 | 3 | - | - | - | - | - | - | - | - | 1 | 0 | 1 | 0 | 0 | 0 | 2 | 3 |
| 1999-00 | 2 | 1 | 0 | 1 | 0 | 3 | 7 | 6 | 1 | 0 | 0 | 1 | 0 | 1 | 4 | 4 | 1 | 1 | 0 | 0 | 0 | 2 | 3 | 2 |
| 1998-99 | 2 | 1 | 1 | 0 | - | 2 | 3 | 5 | 1 | 0 | 1 | 0 | - | 0 | 0 | 3 | 1 | 1 | 0 | 0 | - | 2 | 3 | 2 |
| TOTALS | 28 | 11 | 13 | 2 | 2 | 26 | 75 | 84 | 13 | 5 | 6 | 2 | 0 | 12 | 35 | 40 | 15 | 6 | 7 | 0 | 2 | 14 | 40 | 44 |



2018-19 SEASON SUMMARY

WON: 0 LOST: 2 OT: 0

AT TAMPA BAY LIGHTNING

| DATE | TEAM | OPPONENT | ATTEND | GOALTENDERS | W GOAL |
|-----------|-------------|-------------|--------|-----------------------|------------|
| 1 Nov '18 | Lightning 1 | Predators 4 | 19,092 | Vasilevskiy vs. Rinne | Roman Josi |

AT NASHVILLE PREDATORS

| DATE | TEAM | OPPONENT | ATTEND | GOALTENDERS | W GOAL |
|------------|-------------|-------------|--------|--------------------|---------------|
| 19 Nov '18 | Lightning 2 | Predators 3 | 17,419 | Domingue vs. Rinne | Ryan Johansen |

GOALS BY PERIOD

| | 1ST | 2ND | 3RD | OT | TOTAL |
|-----------|-----|-----|-----|----|-------|
| LIGHTNING | 1 | 1 | 1 | 0 | 3 |
| PREDATORS | 3 | 2 | 2 | 0 | 7 |

SHOTS BY PERIOD

| | 1ST | 2ND | 3RD | OT | TOTAL |
|-----------|-----|-----|-----|----|-------|
| LIGHTNING | 21 | 26 | 27 | 0 | 74 |
| PREDATORS | 31 | 17 | 10 | 0 | 58 |

INDIVIDUAL SCORING

TAMPA BAY LIGHTNING

| Player | GP | G | A | P | +/- | PIM |
|-----------|----|---|---|---|-----|-----|
| Point | 2 | 0 | 2 | 2 | 1 | 2 |
| Koekkoek | 2 | 1 | 0 | 1 | 1 | 0 |
| Hedman | 1 | 1 | 0 | 1 | 0 | 2 |
| Kuchеров | 2 | 1 | 0 | 1 | -3 | 0 |
| Cirelli | 2 | 0 | 1 | 1 | 0 | 0 |
| Killorn | 2 | 0 | 1 | 1 | 0 | 2 |
| McDonagh | 1 | 0 | 1 | 1 | -2 | 2 |
| Cernak | 1 | 0 | 1 | 1 | 0 | 0 |
| Joseph | 2 | 0 | 0 | 0 | -1 | 0 |
| Stamkos | 2 | 0 | 0 | 0 | -4 | 0 |
| Gourde | 2 | 0 | 0 | 0 | 1 | 0 |
| Stralman | 1 | 0 | 0 | 0 | -3 | 0 |
| Callahan | 2 | 0 | 0 | 0 | 0 | 0 |
| Coburn | 2 | 0 | 0 | 0 | -1 | 0 |
| Girardi | 1 | 0 | 0 | 0 | 1 | 0 |
| Johnson | 2 | 0 | 0 | 0 | 1 | 0 |
| Miller | 2 | 0 | 0 | 0 | -5 | 0 |
| Paquette | 1 | 0 | 0 | 0 | 0 | 0 |
| Sergachev | 2 | 0 | 0 | 0 | -2 | 0 |

Power Play: 0-4 (0%)

NASHVILLE PREDATORS

| Player | GP | G | A | P | +/- | PIM |
|----------|----|---|---|---|-----|-----|
| Turris | 2 | 2 | 1 | 3 | 2 | 0 |
| Jarnkrok | 2 | 1 | 2 | 3 | 2 | 0 |
| Ekholm | 2 | 0 | 3 | 3 | 2 | 2 |
| Johansen | 2 | 1 | 1 | 2 | 1 | 0 |
| Josi | 2 | 1 | 1 | 2 | 1 | 4 |
| Forsberg | 2 | 1 | 0 | 1 | 1 | 0 |
| Salomaki | 2 | 1 | 0 | 1 | 0 | 0 |
| Ellis | 2 | 0 | 1 | 1 | 1 | 0 |
| Smith | 2 | 0 | 1 | 1 | 2 | 0 |
| Hartman | 2 | 0 | 1 | 1 | 1 | 0 |
| Subban | 1 | 0 | 0 | 0 | 1 | 0 |
| Grimaldi | 1 | 0 | 0 | 0 | -1 | 0 |
| Gaudreau | 2 | 0 | 0 | 0 | -1 | 0 |
| Irwin | 1 | 0 | 0 | 0 | 1 | 0 |
| Sissons | 2 | 0 | 0 | 0 | 0 | 0 |
| Bitetto | 1 | 0 | 0 | 0 | 0 | 2 |
| Bonino | 2 | 0 | 0 | 0 | -1 | 0 |
| Weber | 2 | 0 | 0 | 0 | 0 | 0 |
| Fiala | 2 | 0 | 0 | 0 | 1 | 2 |
| Hamhuis | 1 | 0 | 0 | 0 | 0 | 0 |
| Watson | 1 | 0 | 0 | 0 | -1 | 0 |

Power Play: 1-4 (60%)

GOALTENDING

TAMPA BAY LIGHTNING

| GOALIE | GP | MIN | W-L-OT | SO | GA | SA | SV | GAA | SV% |
|-------------|----|-------|--------|----|----|----|----|------|------|
| Domingue | 1 | 58:48 | 0-1-0 | 0 | 3 | 34 | 31 | 3.08 | .912 |
| Vasilevskiy | 1 | 59:44 | 0-1-0 | 0 | 3 | 23 | 20 | 3.03 | .870 |

NASHVILLE PREDATORS

| GOALIE | GP | MIN | W-L-OT | SO | GA | SA | SV | GAA | SV% |
|--------|----|-----|--------|----|----|----|----|------|------|
| Rinne | 2 | 120 | 2-0-0 | 0 | 3 | 74 | 71 | 1.50 | .956 |

NEW JERSEY DEVILS



25 Lafayette Street
Newark, New Jersey 07102
Phone: (973) 757-6100
Website: devils.nhl.com
Team Colors: Red, Black, White
Inaugural Season: 1974-75 (Relocated from Colorado in 1982 via Kansas City in 1976)
Arena: Prudential Center (17,625)
Stanley Cup Titles: 3 (1995, 2000, 2003)
Television: MSG Plus, MSG 2, MSG
Radio: WFAN-AM 660, WBBR-AM 1130
General Manager: Ray Shero
Head Coach: John Hynes
Assistant Coaches: Alain Nasreddine, Rick Kowalsky
Media & Communications Managers: Peter Albiez, Scott Litwack, Corrinne Weltman

2019-2020 SCHEDULE

| DATE | SITE | TIME |
|------------|------------|---------|
| October 30 | New Jersey | 7:00 PM |
| January 12 | New Jersey | 7:00 PM |
| March 15 | Tampa Bay | 5:00 PM |

ALL-TIME SERIES

| SEASON | OVERALL | | | | | | | | HOME | | | | | | | | ROAD | | | | | | | |
|---------|--------------|----|----|---|-----|-----|-----|-----|------|----|----|---|-----|-----|-----|-----|------|----|----|---|-----|-----|-----|-----|
| | GP | W | L | T | OTL | PTS | GF | GA | GP | W | L | T | OTL | PTS | GF | GA | GP | W | L | T | OTL | PTS | GF | GA |
| 2018-19 | 3 | 3 | 0 | - | 0 | 6 | 18 | 6 | 2 | 2 | 0 | - | 0 | 4 | 13 | 5 | 1 | 1 | 0 | - | 0 | 2 | 5 | 1 |
| 2017-18 | 3 | 0 | 2 | - | 1 | 1 | 8 | 11 | 1 | 0 | 1 | - | 0 | 0 | 3 | 4 | 2 | 0 | 1 | - | 1 | 1 | 5 | 7 |
| 2016-17 | 3 | 2 | 1 | - | 0 | 4 | 8 | 6 | 2 | 2 | 0 | - | 0 | 4 | 7 | 3 | 1 | 0 | 1 | - | 0 | 0 | 1 | 3 |
| 2015-16 | 3 | 3 | 0 | - | 0 | 6 | 11 | 3 | 1 | 1 | 0 | - | 0 | 2 | 3 | 1 | 2 | 2 | 0 | - | 0 | 4 | 8 | 2 |
| 2014-15 | 3 | 1 | 1 | - | 1 | 3 | 7 | 7 | 2 | 1 | 1 | - | 0 | 2 | 5 | 5 | 1 | 0 | 0 | - | 1 | 1 | 2 | 2 |
| 2013-14 | 3 | 1 | 2 | - | 0 | 2 | 4 | 5 | 1 | 1 | 0 | - | 0 | 2 | 3 | 0 | 2 | 0 | 2 | - | 0 | 0 | 1 | 5 |
| 2012-13 | 3 | 2 | 1 | - | 0 | 4 | 12 | 10 | 1 | 1 | 0 | - | 0 | 2 | 5 | 4 | 2 | 1 | 1 | - | 0 | 2 | 7 | 6 |
| 2011-12 | 4 | 1 | 3 | - | 0 | 2 | 14 | 18 | 2 | 0 | 2 | - | 0 | 0 | 6 | 9 | 2 | 1 | 1 | - | 0 | 2 | 8 | 9 |
| 2010-11 | 4 | 1 | 3 | - | 0 | 2 | 8 | 14 | 2 | 1 | 1 | - | 0 | 2 | 4 | 6 | 2 | 0 | 2 | - | 0 | 0 | 4 | 8 |
| 2009-10 | 4 | 1 | 1 | - | 2 | 4 | 10 | 9 | 2 | 0 | 0 | - | 2 | 2 | 4 | 4 | 2 | 1 | 1 | - | 0 | 2 | 6 | 5 |
| 2008-09 | 4 | 0 | 1 | - | 3 | 3 | 12 | 17 | 2 | 0 | 1 | - | 1 | 1 | 5 | 9 | 2 | 0 | 0 | - | 2 | 2 | 7 | 8 |
| 2007-08 | 4 | 1 | 2 | - | 1 | 3 | 7 | 12 | 2 | 1 | 1 | - | 0 | 2 | 5 | 4 | 2 | 0 | 1 | - | 1 | 1 | 2 | 8 |
| 2006-07 | 4 | 3 | 1 | - | 0 | 6 | 9 | 6 | 2 | 1 | 1 | - | 0 | 2 | 3 | 3 | 2 | 2 | 0 | - | 0 | 4 | 6 | 3 |
| 2005-06 | 4 | 2 | 2 | - | 0 | 4 | 13 | 18 | 2 | 1 | 1 | - | 0 | 2 | 3 | 8 | 2 | 1 | 1 | - | 0 | 2 | 10 | 10 |
| 2004-05 | DID NOT PLAY | | | | | | | | | | | | | | | | | | | | | | | |
| 2003-04 | 4 | 4 | 0 | 0 | 0 | 8 | 12 | 6 | 2 | 2 | 0 | 0 | 0 | 4 | 5 | 3 | 2 | 2 | 0 | 0 | 0 | 4 | 7 | 3 |
| 2002-03 | 4 | 1 | 1 | 2 | 0 | 4 | 9 | 11 | 2 | 0 | 0 | 2 | 0 | 2 | 5 | 5 | 2 | 1 | 1 | 0 | 0 | 2 | 4 | 6 |
| 2001-02 | 4 | 3 | 0 | 1 | 0 | 7 | 11 | 7 | 2 | 2 | 0 | 0 | 0 | 4 | 5 | 2 | 2 | 1 | 0 | 1 | 0 | 3 | 6 | 5 |
| 2000-01 | 4 | 0 | 4 | 0 | 0 | 0 | 4 | 25 | 2 | 0 | 2 | 0 | 0 | 0 | 2 | 12 | 2 | 0 | 2 | 0 | 0 | 0 | 2 | 13 |
| 1999-00 | 4 | 1 | 3 | 0 | 0 | 2 | 9 | 12 | 2 | 0 | 2 | 0 | 0 | 0 | 6 | 10 | 2 | 1 | 1 | 0 | 0 | 2 | 3 | 12 |
| 1998-99 | 4 | 1 | 3 | 0 | - | 2 | 7 | 14 | 2 | 1 | 1 | 0 | - | 2 | 5 | 4 | 2 | 0 | 2 | 0 | - | 0 | 2 | 10 |
| 1997-98 | 5 | 0 | 5 | 0 | - | 0 | 8 | 21 | 2 | 0 | 2 | 0 | - | 0 | 4 | 8 | 3 | 0 | 3 | 0 | - | 0 | 3 | 13 |
| 1996-97 | 6 | 1 | 4 | 1 | - | 3 | 10 | 18 | 3 | 1 | 1 | 1 | - | 3 | 6 | 7 | 3 | 0 | 3 | 0 | - | 0 | 4 | 11 |
| 1995-96 | 5 | 1 | 3 | 1 | - | 3 | 10 | 19 | 3 | 1 | 1 | 1 | - | 3 | 9 | 9 | 2 | 0 | 2 | 0 | - | 0 | 1 | 10 |
| 1994-95 | 4 | 2 | 1 | 1 | - | 5 | 8 | 7 | 2 | 1 | 1 | 0 | - | 2 | 5 | 5 | 2 | 1 | 0 | 1 | - | 3 | 3 | 2 |
| 1993-94 | 5 | 0 | 4 | 1 | - | 1 | 13 | 17 | 2 | 0 | 1 | 1 | - | 1 | 7 | 8 | 3 | 0 | 3 | 0 | - | 0 | 6 | 9 |
| 1992-93 | 2 | 0 | 2 | 0 | - | 0 | 3 | 11 | 1 | 0 | 1 | 0 | - | 0 | 0 | 2 | 1 | 0 | 1 | 0 | - | 0 | 3 | 9 |
| TOTALS | 100 | 35 | 51 | 7 | 8 | 85 | 245 | 310 | 49 | 20 | 21 | 5 | 3 | 48 | 128 | 140 | 51 | 15 | 30 | 2 | 5 | 37 | 116 | 170 |



2018-19 SEASON SUMMARY

WON: 3 LOST: 0 OT: 0

AT TAMPA BAY LIGHTNING

| DATE | TEAM | OPPONENT | ATTEND | GOALTENDERS | W GOAL |
|------------|-------------|----------|--------|-------------------------|-----------------|
| 30 Oct '18 | Lightning 8 | Devils 3 | 19,092 | Vasilevskiy vs. KinKaid | Nikita Kucherov |
| 25 Nov '18 | Lightning 5 | Devils 2 | 19,092 | Domingue vs. Schneider | Tyler Johnson |

AT NEW JERSEY DEVILS

| DATE | TEAM | OPPONENT | ATTEND | GOALTENDERS | W GOAL |
|-----------|-------------|----------|--------|----------------------|---------------|
| 3 Dec '18 | Lightning 5 | Devils 1 | 13,394 | Domingue vs. Kinkaid | Brayden Point |

GOALS BY PERIOD

| | 1ST | 2ND | 3RD | OT | TOTAL |
|-----------|-----|-----|-----|----|-------|
| LIGHTNING | 8 | 6 | 4 | 0 | 18 |
| DEVILS | 3 | 2 | 1 | 0 | 6 |

SHOTS BY PERIOD

| | 1ST | 2ND | 3RD | OT | TOTAL |
|-----------|-----|-----|-----|----|-------|
| LIGHTNING | 37 | 44 | 24 | 0 | 105 |
| DEVILS | 29 | 31 | 32 | 0 | 92 |

INDIVIDUAL SCORING

TAMPA BAY LIGHTNING

| Player | GP | G | A | P | +/- | PIM |
|-----------|----|---|---|----|-----|-----|
| Point | 3 | 4 | 7 | 11 | 7 | 0 |
| Kucherov | 3 | 3 | 6 | 9 | 3 | 2 |
| Stamkos | 3 | 2 | 3 | 5 | 2 | 2 |
| McDonagh | 4 | 1 | 4 | 5 | 3 | 2 |
| Johnson | 3 | 3 | 1 | 4 | 6 | 0 |
| Gourde | 3 | 1 | 3 | 4 | 5 | 0 |
| Coburn | 3 | 2 | 0 | 2 | 2 | 6 |
| Paquette | 3 | 1 | 1 | 2 | -1 | 7 |
| Hedman | 2 | 0 | 2 | 2 | 1 | 0 |
| Killorn | 3 | 1 | 0 | 1 | 1 | 0 |
| Palat | 1 | 0 | 1 | 1 | 1 | 2 |
| Callahan | 3 | 0 | 1 | 1 | -1 | 0 |
| Joseph | 3 | 0 | 1 | 1 | 2 | 0 |
| Erne | 2 | 0 | 1 | 1 | 0 | 0 |
| Girardi | 3 | 0 | 1 | 1 | 1 | 2 |
| Miller | 1 | 0 | 1 | 1 | -1 | 0 |
| Sergachev | 3 | 0 | 0 | 0 | 3 | 0 |
| Koekkoek | 1 | 0 | 0 | 0 | 1 | 2 |
| Cirelli | 3 | 0 | 0 | 0 | 0 | 0 |
| Cernak | 2 | 0 | 0 | 0 | 2 | 0 |
| Stralman | 3 | 0 | 0 | 0 | 2 | 0 |

Power Play: 5-9 (55.56%)

NEW JERSEY DEVILS

| Player | GP | G | A | P | +/- | PIM |
|-------------|----|---|---|---|-----|-----|
| Noesen | 3 | 1 | 1 | 2 | -1 | 0 |
| Vatanen | 3 | 0 | 2 | 2 | -2 | 0 |
| Palmieri | 3 | 1 | 0 | 1 | -4 | 0 |
| Yakovlev | 2 | 1 | 0 | 1 | 0 | 2 |
| Bratt | 1 | 1 | 0 | 1 | 1 | 0 |
| Zajac | 3 | 1 | 0 | 1 | -1 | 2 |
| Hall | 3 | 0 | 1 | 1 | -5 | 0 |
| Butcher | 2 | 0 | 1 | 1 | 1 | 0 |
| Seney | 2 | 0 | 1 | 1 | 1 | 0 |
| Mueller | 2 | 0 | 1 | 1 | -1 | 0 |
| Hischier | 3 | 0 | 0 | 0 | -6 | 0 |
| Lovejoy | 3 | 0 | 0 | 0 | -1 | 2 |
| Jean-S. Dea | 1 | 0 | 0 | 0 | -2 | 0 |
| Wood | 3 | 0 | 0 | 0 | -1 | 4 |
| Zacha | 3 | 0 | 0 | 0 | -1 | 0 |
| Rooney | 1 | 0 | 0 | 0 | -1 | 5 |
| Severson | 3 | 0 | 0 | 0 | -7 | 0 |
| Boyle | 1 | 0 | 0 | 0 | -1 | 2 |
| Coleman | 3 | 0 | 0 | 0 | -3 | 8 |
| Greene | 3 | 0 | 0 | 0 | -6 | 0 |
| Johansson | 1 | 0 | 0 | 0 | -2 | 0 |

Power Play: 1-9 (11.11%)

GOALTENDING

TAMPA BAY LIGHTNING

| GOALIE | GP | MIN | W-L-OT | SO | GA | SA | SV | GAA | SV% |
|-------------|----|--------|--------|----|----|----|----|------|------|
| Domingue | 2 | 119:53 | 2-0-0 | 0 | 3 | 62 | 59 | 1.51 | .953 |
| Vasilevskiy | 1 | 59:46 | 1-0-0 | 0 | 3 | 30 | 27 | 3.02 | .900 |

NEW JERSEY DEVILS

| GOALIE | GP | MIN | W-L-OT | SO | GA | SA | SV | GAA | SV% |
|-----------|----|-------|--------|----|----|----|----|------|------|
| Kinkaid | 2 | 84:59 | 0-2-0 | 0 | 11 | 58 | 47 | 7.80 | .808 |
| Schneider | 3 | 94:14 | 0-1-0 | 0 | 7 | 47 | 40 | 4.46 | .841 |

NEW YORK ISLANDERS



620 Atlantic Avenue
Brooklyn, New York 11217
Phone: (917) 618-6100
Website: islanders.nhl.com
Team Colors: Royal Blue, Orange, White
Inaugural Season: 1972-73
Arena: Barclays Center (15,795)
Stanley Cup Titles: 4 (1980, 1981, 1982, 1983)
Television: MSG Network, MSG Plus
Radio: WRHU-FM 88.7 FM, WNYE-FM 91.5, WRCN-FM 103.9
General Manager: Lou Lamoriello
Head Coach: Barry Trotz
Associate/Assistant Coaches: Lane Lambert, John Gruden, Scott Gomez, Kimber Auerbach, Jesse Eisenberg, Kelly Keogh
Media & Communications Managers: Lou Lamoriello, Barry Trotz, Lane Lambert, John Gruden, Scott Gomez, Kimber Auerbach, Jesse Eisenberg, Kelly Keogh

2019-2020 SCHEDULE

| DATE | SITE | TIME |
|------------|-----------|---------|
| November 1 | New York | 7:00 PM |
| December 9 | Tampa Bay | 7:00 PM |
| February 8 | Tampa Bay | 7:00 PM |

ALL-TIME SERIES

| SEASON | OVERALL | | | | | | HOME | | | | | | ROAD | | | | | |
|---------|--------------|----|----|---|-----|-----|------|-----|----|----|-----|-----|------|----|-----|-----|-----|-----|
| | GP | W | L | T | OTL | PTS | GP | W | L | T | OTL | PTS | GP | W | L | T | OTL | PTS |
| 2018-19 | 3 | 2 | 1 | - | 0 | 4 | 6 | 7 | 1 | 1 | 0 | - | 0 | 2 | 4 | 2 | 5 | 7 |
| 2017-18 | 3 | 2 | 1 | - | - | 4 | 16 | 13 | 2 | 1 | 1 | - | 0 | 2 | 9 | 7 | 6 | 13 |
| 2016-17 | 3 | 3 | 0 | - | 0 | 6 | 14 | 2 | 1 | 1 | 0 | - | 0 | 2 | 4 | 1 | 1 | 2 |
| 2015-16 | 3 | 1 | 2 | - | 0 | 2 | 11 | 12 | 2 | 1 | 1 | - | 0 | 2 | 9 | 7 | 5 | 12 |
| 2014-15 | 3 | 1 | 2 | - | 0 | 2 | 8 | 10 | 1 | 1 | 0 | - | 0 | 2 | 5 | 2 | 3 | 8 |
| 2013-14 | 3 | 2 | 0 | - | 1 | 5 | 7 | 6 | 2 | 1 | 0 | - | 1 | 3 | 4 | 4 | 1 | 6 |
| 2012-13 | 3 | 0 | 3 | - | 0 | 0 | 5 | 10 | 1 | 0 | 1 | - | 0 | 0 | 0 | 2 | 2 | 5 |
| 2011-12 | 4 | 2 | 2 | - | 0 | 4 | 10 | 14 | 2 | 2 | 0 | - | 0 | 4 | 8 | 4 | 2 | 10 |
| 2010-11 | 4 | 1 | 1 | - | 2 | 4 | 9 | 12 | 2 | 0 | 1 | - | 1 | 1 | 4 | 8 | 2 | 11 |
| 2009-10 | 4 | 3 | 1 | - | 0 | 6 | 17 | 9 | 2 | 2 | 0 | - | 0 | 4 | 9 | 2 | 7 | 17 |
| 2008-09 | 4 | 1 | 2 | - | 1 | 3 | 6 | 10 | 2 | 1 | 0 | - | 1 | 3 | 4 | 4 | 2 | 6 |
| 2007-08 | 4 | 1 | 2 | - | 1 | 3 | 10 | 12 | 2 | 1 | 0 | - | 1 | 3 | 10 | 7 | 2 | 12 |
| 2006-07 | 4 | 4 | 0 | - | 0 | 8 | 16 | 9 | 2 | 2 | 0 | - | 0 | 4 | 7 | 5 | 2 | 9 |
| 2005-06 | 4 | 4 | 0 | - | 0 | 8 | 13 | 7 | 2 | 2 | 0 | - | 0 | 4 | 8 | 4 | 2 | 7 |
| 2004-05 | DID NOT PLAY | | | | | | | | | | | | | | | | | |
| 2003-04 | 4 | 1 | 3 | 0 | 0 | 2 | 6 | 13 | 2 | 1 | 1 | 0 | 0 | 2 | 4 | 5 | 2 | 8 |
| 2002-03 | 4 | 2 | 2 | 0 | 0 | 4 | 11 | 17 | 2 | 1 | 1 | 0 | 0 | 2 | 6 | 10 | 2 | 7 |
| 2001-02 | 4 | 0 | 4 | 0 | 0 | 0 | 5 | 15 | 2 | 0 | 2 | 0 | 0 | 0 | 3 | 6 | 2 | 9 |
| 2000-01 | 4 | 2 | 1 | 1 | 0 | 5 | 17 | 13 | 2 | 1 | 0 | 1 | 0 | 3 | 7 | 6 | 2 | 10 |
| 1999-00 | 4 | 2 | 1 | 0 | 1 | 5 | 12 | 11 | 2 | 2 | 0 | 0 | 0 | 4 | 8 | 4 | 1 | 7 |
| 1998-99 | 4 | 2 | 1 | 1 | - | 5 | 8 | 6 | 2 | 1 | 1 | 0 | - | 2 | 3 | 2 | 3 | 4 |
| 1997-98 | 5 | 0 | 5 | 0 | - | 0 | 2 | 22 | 3 | 0 | 3 | 0 | - | 0 | 2 | 14 | 0 | 8 |
| 1996-97 | 6 | 4 | 1 | 1 | - | 9 | 23 | 16 | 3 | 1 | 1 | 1 | - | 3 | 8 | 8 | 6 | 15 |
| 1995-96 | 5 | 4 | 1 | 0 | - | 8 | 16 | 12 | 2 | 2 | 0 | 0 | - | 4 | 9 | 6 | 2 | 7 |
| 1994-95 | 4 | 4 | 0 | 0 | - | 8 | 18 | 6 | 2 | 2 | 0 | 0 | - | 4 | 10 | 4 | 8 | 2 |
| 1993-94 | 5 | 1 | 4 | 0 | - | 2 | 11 | 16 | 3 | 1 | 2 | 0 | - | 2 | 6 | 9 | 0 | 5 |
| 1992-93 | 2 | 1 | 1 | 0 | - | 2 | 7 | 11 | 1 | 0 | 1 | 0 | - | 0 | 1 | 6 | 2 | 5 |
| TOTALS | 100 | 50 | 41 | 3 | 6 | 109 | 284 | 291 | 50 | 28 | 16 | 2 | 4 | 62 | 152 | 139 | 50 | 22 |



2018-19 SEASON SUMMARY

WON: 2 LOST: 1 OT: 0

AT TAMPA BAY LIGHTNING

| DATE | TEAM | OPPONENT | ATTEND | GOALTENDERS | W GOAL |
|-----------|-------------|-------------|--------|------------------------|---------------|
| 8 Nov '18 | Lightning 4 | Islanders 2 | 19,092 | Vasilevskiy vs. Lehner | Tyler Johnson |

AT NEW YORK ISLANDERS

| DATE | TEAM | OPPONENT | ATTEND | GOALTENDERS | W GOAL |
|-------------|-------------|-------------|--------|------------------------|-----------------|
| 13 Jan '19 | Lightning 1 | Islanders 5 | 11,193 | Vasilevskiy vs. Greiss | Cal Clutterbuck |
| 1 Feb '19** | Lightning 1 | Islanders 0 | 13,971 | Vasilevskiy vs. Greiss | Victor Hedman |

* Overtime
** Shootout

GOALS BY PERIOD

| | 1ST | 2ND | 3RD | OT | TOTAL |
|-----------|-----|-----|-----|----|-------|
| LIGHTNING | 0 | 3 | 2 | 0 | 5 |
| ISLANDERS | 4 | 1 | 2 | 0 | 7 |

SHOTS BY PERIOD

| | 1ST | 2ND | 3RD | OT | TOTAL |
|-----------|-----|-----|-----|----|-------|
| LIGHTNING | 27 | 43 | 36 | 1 | 107 |
| ISLANDERS | 37 | 34 | 26 | 4 | 101 |

INDIVIDUAL SCORING

TAMPA BAY LIGHTNING

| Player | GP | G | A | P | +/- | PIM |
|-----------|----|---|---|---|-----|-----|
| Stamkos | 3 | 1 | 2 | 3 | 1 | 0 |
| Miller | 3 | 1 | 1 | 2 | 1 | 0 |
| McDonagh | 3 | 1 | 1 | 2 | 2 | 0 |
| Johnson | 3 | 1 | 0 | 1 | -3 | 2 |
| Joseph | 2 | 1 | 0 | 1 | 0 | 0 |
| Gourde | 3 | 0 | 1 | 1 | -2 | 0 |
| Palat | 2 | 0 | 1 | 1 | 0 | 0 |
| Kucherov | 3 | 0 | 1 | 1 | 1 | 4 |
| Sergachev | 3 | 0 | 1 | 1 | 1 | 0 |
| Killorn | 3 | 0 | 1 | 1 | 0 | 0 |
| Stralman | 2 | 0 | 1 | 1 | -2 | 0 |
| Point | 3 | 0 | 0 | 0 | -4 | 0 |
| Cernak | 2 | 0 | 0 | 0 | 0 | 2 |
| Cirelli | 2 | 0 | 0 | 0 | 0 | 0 |
| Coburn | 3 | 0 | 0 | 0 | -1 | 0 |
| Hedman | 2 | 0 | 0 | 0 | -1 | 2 |
| Koekkoek | 2 | 0 | 0 | 0 | 0 | 2 |
| Callahan | 1 | 0 | 0 | 0 | 1 | 0 |
| Girardi | 2 | 0 | 0 | 0 | 0 | 2 |
| Erne | 3 | 0 | 0 | 0 | 0 | 0 |
| Paquette | 3 | 0 | 0 | 0 | 0 | 4 |

Power Play: 0-8 (0%)

NEW YORK ISLANDERS

| Player | GP | G | A | P | +/- | PIM |
|-------------|----|---|---|---|-----|-----|
| Tavares | 3 | 1 | 5 | 6 | -1 | 0 |
| Bailey | 3 | 3 | 0 | 3 | 2 | 0 |
| Cizikas | 3 | 1 | 1 | 2 | 1 | 4 |
| Nelson | 3 | 1 | 1 | 2 | 1 | 0 |
| Clutterbuck | 3 | 1 | 1 | 2 | 1 | 0 |
| Barzal | 3 | 0 | 2 | 2 | -2 | 0 |
| Martin | 2 | 0 | 2 | 2 | 1 | 0 |
| Toews | 2 | 1 | 0 | 1 | 1 | 0 |
| Eberle | 3 | 0 | 1 | 1 | -4 | 2 |
| Lee | 3 | 0 | 1 | 1 | 2 | 2 |
| Pelech | 3 | 0 | 1 | 1 | 1 | 0 |
| Leddy | 3 | 0 | 1 | 1 | 0 | 2 |
| Beauvillier | 3 | 0 | 0 | 0 | -2 | 0 |
| Pulock | 3 | 0 | 0 | 0 | -2 | 0 |
| Boychuk | 3 | 0 | 0 | 0 | 2 | 2 |
| Kuhnhackl | 1 | 0 | 0 | 0 | -1 | 0 |
| Komarov | 2 | 0 | 0 | 0 | 1 | 2 |
| Ladd | 1 | 0 | 0 | 0 | 0 | 0 |
| Filppula | 3 | 0 | 0 | 0 | 1 | 2 |
| Hickey | 1 | 0 | 0 | 0 | -1 | 0 |
| Mayfield | 3 | 0 | 0 | 0 | 1 | 0 |
| Dal Colle | 2 | 0 | 0 | 0 | 1 | 0 |

Power Play: 1-10 (10%)

GOALTENDING

TAMPA BAY LIGHTNING

| GOALIE | GP | MIN | W-L-OT | SO | GA | SA | SV | GAA | SV% |
|-------------|----|--------|--------|----|----|-----|----|------|------|
| Vasilevskiy | 3 | 179:59 | 2-1-0 | 1 | 6 | 100 | 94 | 2.00 | .933 |

NEW YORK ISLANDERS

| GOALIE | GP | MIN | W-L-OT | SO | GA | SA | SV | GAA | SV% |
|--------|----|--------|--------|----|----|----|----|------|------|
| Greiss | 2 | 124:56 | 1-0-1 | 1 | 1 | 80 | 79 | 0.48 | .987 |
| Lehner | 1 | 59:10 | 0-1-0 | 0 | 3 | 26 | 23 | 3.05 | .885 |

NEW YORK RANGERS



4 Pennsylvania Plaza
New York, New York 10001
Phone: (212) 465-6000
Website: rangers.nhl.com
Team Colors: Blue, Red, White
Inaugural Season: 1926-27
Arena: Madison Square Garden (18,006)
Stanley Cup Titles: 4 (1928, 1933, 1940, 1994)
Television: MSG Network, MSG Plus
Radio: WEPN-FM 98.7
General Manager: Jeff Gorton
Head Coach: David Quinn
Assistant Coaches: Lindy Ruff, Benoit Allaire, David Oliver
Media & Communications Managers: John Rosasco, Ryan Nissan, Lindsay Hayes, Michael Rappaport

2019-2020 SCHEDULE

| DATE | SITE | TIME |
|-------------|-----------|---------|
| October 29 | New York | 7:30 PM |
| November 14 | Tampa Bay | 7:00 PM |
| March 28 | Tampa Bay | 7:00 PM |

ALL-TIME SERIES

| SEASON | OVERALL | | | | | | | | | HOME | | | | | | | | | ROAD | | | | | | | | |
|---------|---------|----|----|---|-----|-----|-----|-----|--|--------------|----|----|---|-----|-----|-----|-----|--|------|----|----|---|-----|-----|-----|-----|--|
| | GP | W | L | T | OTL | PTS | GF | GA | | GP | W | L | T | OTL | PTS | GF | GA | | GP | W | L | T | OTL | PTS | GF | GA | |
| 2018-19 | 3 | 3 | 0 | - | 0 | 6 | 13 | 8 | | 1 | 1 | 0 | - | 0 | 2 | 6 | 3 | | 2 | 2 | 0 | - | 0 | 4 | 7 | 5 | |
| 2017-18 | 3 | 2 | 0 | - | 1 | 5 | 13 | 8 | | 2 | 1 | 0 | - | 1 | 3 | 6 | 5 | | 1 | 1 | 0 | - | 0 | 2 | 7 | 3 | |
| 2016-17 | 3 | 1 | 1 | - | 1 | 3 | 4 | 9 | | 1 | 0 | 0 | - | 1 | 1 | 0 | 1 | | 2 | 1 | 1 | - | 0 | 2 | 4 | 8 | |
| 2015-16 | 3 | 1 | 2 | - | 0 | 2 | 6 | 9 | | 2 | 1 | 1 | - | 0 | 2 | 4 | 6 | | 1 | 0 | 1 | - | 0 | 4 | 2 | 3 | |
| 2014-15 | 3 | 3 | 0 | - | 0 | 6 | 15 | 7 | | 1 | 1 | 0 | - | 0 | 2 | 4 | 3 | | 2 | 2 | 0 | - | 0 | 4 | 11 | 4 | |
| 2013-14 | 3 | 2 | 1 | - | 0 | 4 | 10 | 5 | | 2 | 1 | 1 | - | 0 | 2 | 8 | 4 | | 1 | 1 | 0 | - | 0 | 2 | 2 | 1 | |
| 2012-13 | 3 | 0 | 3 | - | 0 | 0 | 4 | 12 | | 1 | 0 | 1 | - | 0 | 0 | 2 | 3 | | 2 | 0 | 2 | - | 0 | 0 | 2 | 9 | |
| 2011-12 | 4 | 2 | 1 | - | 1 | 5 | 11 | 13 | | 2 | 1 | 1 | - | 0 | 2 | 6 | 7 | | 2 | 1 | 0 | - | 1 | 3 | 5 | 6 | |
| 2010-11 | 4 | 4 | 0 | - | 0 | 8 | 13 | 8 | | 2 | 2 | 0 | - | 0 | 4 | 7 | 4 | | 2 | 2 | 0 | - | 0 | 4 | 6 | 4 | |
| 2009-10 | 4 | 1 | 3 | - | 0 | 2 | 9 | 19 | | 2 | 1 | 1 | - | 0 | 2 | 5 | 6 | | 2 | 0 | 2 | - | 0 | 0 | 4 | 13 | |
| 2008-09 | 4 | 0 | 3 | - | 1 | 1 | 6 | 12 | | 2 | 0 | 1 | - | 1 | 1 | 3 | 5 | | 2 | 0 | 2 | - | 0 | 0 | 3 | 7 | |
| 2007-08 | 4 | 2 | 2 | - | 0 | 4 | 10 | 8 | | 2 | 1 | 1 | - | 0 | 2 | 4 | 2 | | 2 | 1 | 1 | - | 0 | 2 | 6 | 6 | |
| 2006-07 | 4 | 2 | 2 | - | 0 | 4 | 8 | 14 | | 2 | 2 | 0 | - | 0 | 4 | 7 | 5 | | 2 | 0 | 2 | - | 0 | 0 | 1 | 9 | |
| 2005-06 | 4 | 2 | 2 | - | 0 | 4 | 10 | 12 | | 2 | 1 | 1 | - | 0 | 2 | 7 | 8 | | 2 | 1 | 1 | - | 0 | 2 | 3 | 4 | |
| 2004-05 | | | | | | | | | | DID NOT PLAY | | | | | | | | | | | | | | | | | |
| 2003-04 | 4 | 3 | 1 | 0 | 0 | 6 | 10 | 7 | | 2 | 1 | 1 | 0 | 0 | 2 | 5 | 4 | | 2 | 2 | 0 | 0 | 0 | 4 | 5 | 3 | |
| 2002-03 | 4 | 3 | 1 | 0 | 0 | 6 | 15 | 9 | | 2 | 2 | 0 | 0 | 0 | 4 | 8 | 3 | | 2 | 1 | 1 | 0 | 0 | 2 | 7 | 6 | |
| 2001-02 | 4 | 2 | 2 | 0 | 0 | 4 | 10 | 9 | | 2 | 1 | 1 | 0 | 0 | 2 | 9 | 8 | | 2 | 1 | 1 | 0 | 0 | 2 | 1 | 1 | |
| 2000-01 | 4 | 1 | 2 | 0 | 1 | 3 | 12 | 17 | | 2 | 0 | 1 | 0 | 1 | 1 | 7 | 9 | | 2 | 1 | 1 | 0 | 0 | 2 | 5 | 8 | |
| 1999-00 | 4 | 0 | 1 | 2 | 1 | 3 | 13 | 17 | | 2 | 0 | 1 | 1 | 0 | 1 | 5 | 8 | | 2 | 0 | 0 | 1 | 1 | 2 | 8 | 9 | |
| 1998-99 | 4 | 1 | 3 | 0 | - | 2 | 11 | 20 | | 2 | 1 | 1 | 0 | - | 2 | 8 | 13 | | 2 | 0 | 2 | 0 | - | 0 | 3 | 7 | |
| 1997-98 | 6 | 3 | 2 | 1 | - | 7 | 17 | 14 | | 3 | 2 | 0 | 1 | - | 5 | 10 | 5 | | 3 | 1 | 2 | 0 | - | 2 | 7 | 9 | |
| 1996-97 | 5 | 5 | 0 | 0 | - | 10 | 22 | 12 | | 2 | 2 | 0 | 0 | - | 4 | 9 | 4 | | 3 | 3 | 0 | 0 | - | 6 | 13 | 8 | |
| 1995-96 | 5 | 2 | 2 | 1 | - | 5 | 18 | 19 | | 3 | 1 | 1 | 1 | - | 3 | 11 | 12 | | 2 | 1 | 1 | 0 | - | 2 | 7 | 7 | |
| 1994-95 | 4 | 0 | 3 | 1 | - | 1 | 10 | 15 | | 2 | 0 | 2 | 0 | - | 0 | 3 | 6 | | 2 | 0 | 1 | 1 | - | 1 | 7 | 9 | |
| 1993-94 | 5 | 2 | 3 | 0 | - | 4 | 19 | 19 | | 2 | 1 | 1 | 0 | - | 2 | 7 | 6 | | 3 | 1 | 2 | 0 | - | 2 | 12 | 13 | |
| 1992-93 | 3 | 1 | 2 | 0 | - | 2 | 14 | 12 | | 1 | 0 | 1 | 0 | - | 0 | 4 | 5 | | 2 | 1 | 1 | 0 | - | 2 | 10 | 7 | |
| TOTALS | 98 | 46 | 41 | 5 | 5 | 102 | 290 | 306 | | 47 | 23 | 18 | 3 | 3 | 52 | 148 | 140 | | 45 | 23 | 24 | 2 | 2 | 50 | 142 | 166 | |



2018-19 SEASON SUMMARY

WON: 3 LOST: 0 OT: 0

AT TAMPA BAY LIGHTNING

| DATE | TEAM | OPPONENT | ATTEND | GOALTENDERS | W GOAL |
|------------|-------------|-----------|--------|------------------------|-----------------|
| 10 Dec '18 | Lightning 6 | Rangers 3 | 19,092 | Domingue vs. Lundqvist | Anthony Cirelli |

AT NEW YORK RANGERS

| DATE | TEAM | OPPONENT | ATTEND | GOALTENDERS | W GOAL |
|-------------|-------------|-----------|--------|--------------------------|----------------|
| 2 Feb '19 | Lightning 3 | Rangers 2 | 17,468 | Domingue vs. Lundqvist | Steven Stamkos |
| 28 Feb '19* | Lightning 4 | Rangers 3 | 17,012 | Vasilevskiy vs. Georgiev | Victor Hedman |

* Overtime
** Shootout

GOALS BY PERIOD

| | 1ST | 2ND | 3RD | OT | TOTAL |
|-----------|-----|-----|-----|----|-------|
| LIGHTNING | 4 | 5 | 3 | 1 | 13 |
| RANGERS | 2 | 4 | 2 | 0 | 8 |

SHOTS BY PERIOD

| | 1ST | 2ND | 3RD | OT | TOTAL |
|-----------|-----|-----|-----|----|-------|
| LIGHTNING | 33 | 37 | 17 | 2 | 89 |
| RANGERS | 25 | 31 | 38 | 1 | 95 |

INDIVIDUAL SCORING

TAMPA BAY LIGHTNING

| Player | GP | G | A | P | +/- | PIM |
|-----------|----|---|---|---|-----|-----|
| Stamkos | 3 | 4 | 2 | 6 | 0 | 0 |
| Hedman | 3 | 1 | 4 | 5 | 1 | 2 |
| Kucherov | 3 | 0 | 5 | 5 | 3 | 0 |
| Miller | 3 | 1 | 2 | 3 | 0 | 4 |
| Point | 2 | 0 | 3 | 3 | 1 | 0 |
| Cirelli | 3 | 2 | 0 | 2 | 3 | 0 |
| Cernak | 3 | 1 | 1 | 2 | 2 | 5 |
| McDonagh | 3 | 1 | 1 | 2 | 1 | 4 |
| Gourde | 3 | 1 | 0 | 1 | 1 | 5 |
| Girardi | 3 | 1 | 0 | 1 | 1 | 2 |
| Johnson | 3 | 1 | 0 | 1 | 2 | 0 |
| Paquette | 3 | 0 | 1 | 1 | -1 | 2 |
| Killorn | 3 | 0 | 1 | 1 | 0 | 0 |
| Callahan | 3 | 0 | 1 | 1 | 0 | 0 |
| Coburn | 2 | 0 | 1 | 1 | 0 | 2 |
| Joseph | 2 | 0 | 1 | 1 | 1 | 0 |
| Palat | 3 | 0 | 1 | 1 | -1 | 0 |
| Stralman | 2 | 0 | 1 | 1 | -2 | 0 |
| Sergachev | 2 | 0 | 0 | 0 | 1 | 4 |
| Erne | 2 | 0 | 0 | 0 | 0 | 0 |

Power Play: 3-10 (20%)

NEW YORK RANGERS

| Player | GP | G | A | P | +/- | PIM |
|-------------|----|---|---|---|-----|-----|
| Hayes | 3 | 3 | 0 | 3 | 2 | 0 |
| Zibanejad | 3 | 1 | 2 | 3 | 1 | 0 |
| Vesey | 3 | 1 | 2 | 3 | -1 | 0 |
| Strome | 2 | 0 | 2 | 2 | 0 | 2 |
| Namestnikov | 2 | 0 | 2 | 2 | -2 | 2 |
| Fast | 3 | 1 | 0 | 1 | -2 | 0 |
| Zuccarello | 1 | 1 | 0 | 1 | 1 | 0 |
| Nieves | 2 | 1 | 0 | 1 | -1 | 0 |
| Kreider | 3 | 0 | 1 | 1 | -1 | 2 |
| Chytil | 2 | 0 | 1 | 1 | -2 | 0 |
| Claesson | 1 | 0 | 1 | 1 | 1 | 0 |
| Shattenkirk | 3 | 0 | 1 | 1 | 1 | 0 |
| DeAngelo | 1 | 0 | 1 | 1 | -3 | 0 |
| Skjei | 3 | 0 | 0 | 0 | -2 | 2 |
| Buchnevich | 2 | 0 | 0 | 0 | 0 | 7 |
| Howden | 1 | 0 | 0 | 0 | -1 | 0 |
| Fogarty | 2 | 0 | 0 | 0 | 0 | 0 |
| Andersson | 2 | 0 | 0 | 0 | -1 | 0 |
| Smith | 2 | 0 | 0 | 0 | 0 | 0 |
| McQuaid | 1 | 0 | 0 | 0 | 0 | 2 |
| Brickley | 1 | 0 | 0 | 0 | 0 | 0 |
| Lemieux | 1 | 0 | 0 | 0 | -1 | 2 |
| McLeod | 1 | 0 | 0 | 0 | -2 | 0 |
| Pionk | 2 | 0 | 0 | 0 | -1 | 4 |
| Staal | 3 | 0 | 0 | 0 | 0 | 2 |

Power Play: 1-11 (0.0%)

GOALTENDING

TAMPA BAY LIGHTNING

| GOALIE | GP | MIN | W-L-OT | SO | GA | SA | SV | GAA | SV% |
|-------------|----|-------|--------|----|----|----|----|------|------|
| Domingue | 2 | 120 | 2-0-0 | 0 | 5 | 59 | 54 | 2.50 | .912 |
| Vasilevskiy | 1 | 63:25 | 1-0-0 | 0 | 3 | 36 | 33 | 2.85 | .917 |

NEW YORK RANGERS

| GOALIE | GP | MIN | W-L-OT | SO | GA | SA | SV | GAA | SV% |
|-----------|----|--------|--------|----|----|----|----|------|------|
| Georgiev | 1 | 63:21 | 0-0-1 | 0 | 4 | 30 | 26 | 3.80 | .867 |
| Lundqvist | 2 | 116:08 | 0-2-0 | 0 | 8 | 58 | 50 | 4.14 | .864 |

OTTAWA SENATORS



1000 Palladium Drive
Ottawa, Ontario K2V 1A5, Canada
Phone: (613) 599-0250
Website: senators.nhl.com
Team Colors: Red, Black, Gold, White
Inaugural Season: 1992-93
Arena: Canadian Tire Centre (19,153)
Stanley Cup Titles: None
Television: TSN (English),
Réseau des sports (French)
CFGO-AM 1200 (English),
CJFO-FM 94.5 (French)
Pierre Dorion
Head Coach: Marc Crawford
Associate/Assistant Coach: Rob Cookson,
Martin Raymond,
Chris Kelly
Media & Communications Managers: Brian Morris,
Chris Moore,
Brett Varey

2019-2020 SCHEDULE

| DATE | SITE | TIME |
|-------------|-----------|---------|
| October 12 | Ottawa | 4:00 PM |
| December 17 | Tampa Bay | 7:00 PM |
| January 4 | Ottawa | 7:00 PM |
| March 31 | Tampa Bay | 7:00 PM |

ALL-TIME SERIES

| SEASON | OVERALL | | | | | | HOME | | | | | | ROAD | | | | | |
|---------|---------|----|----|---|-----|-----|------|----|----|---|-----|-----|------|----|----|---|-----|-----|
| | GP | W | L | T | OTL | PTS | GP | W | L | T | OTL | PTS | GP | W | L | T | OTL | PTS |
| 2018-19 | 4 | 3 | 1 | - | 0 | 6 | 2 | 1 | 1 | - | 0 | 2 | 2 | 2 | 0 | - | 0 | 4 |
| 2017-18 | 4 | 2 | 2 | - | 0 | 4 | 2 | 1 | 1 | - | 0 | 2 | 2 | 1 | 1 | - | 0 | 2 |
| 2016-17 | 4 | 3 | 1 | - | 0 | 6 | 2 | 1 | 1 | - | 0 | 2 | 2 | 2 | 0 | - | 0 | 4 |
| 2015-16 | 4 | 3 | 1 | - | 0 | 6 | 2 | 2 | 0 | - | 0 | 4 | 2 | 1 | 1 | - | 0 | 2 |
| 2014-15 | 4 | 2 | 0 | - | 2 | 6 | 2 | 1 | 0 | - | 1 | 3 | 2 | 1 | 0 | - | 1 | 3 |
| 2013-14 | 5 | 3 | 1 | - | 1 | 7 | 3 | 2 | 0 | - | 1 | 5 | 2 | 1 | 1 | - | 0 | 2 |
| 2012-13 | 3 | 2 | 1 | - | 0 | 4 | 2 | 2 | 0 | - | 0 | 4 | 1 | 0 | 1 | - | 0 | 3 |
| 2011-12 | 4 | 0 | 4 | - | 0 | 0 | 2 | 0 | 2 | - | 0 | 0 | 2 | 0 | 2 | - | 0 | 0 |
| 2010-11 | 4 | 2 | 1 | - | 1 | 5 | 2 | 1 | 1 | - | 0 | 2 | 2 | 1 | 0 | - | 1 | 3 |
| 2009-10 | 4 | 2 | 1 | - | 1 | 5 | 2 | 2 | 0 | - | 0 | 4 | 2 | 0 | 1 | - | 1 | 3 |
| 2008-09 | 4 | 1 | 2 | - | 1 | 3 | 2 | 1 | 1 | - | 0 | 2 | 2 | 0 | 1 | - | 1 | 1 |
| 2007-08 | 4 | 2 | 1 | - | 1 | 5 | 2 | 1 | 1 | - | 0 | 2 | 2 | 1 | 0 | - | 1 | 3 |
| 2006-07 | 4 | 2 | 2 | - | 0 | 4 | 2 | 1 | 1 | - | 0 | 2 | 2 | 1 | 1 | - | 0 | 2 |
| 2005-06 | 4 | 0 | 4 | - | 0 | 0 | 2 | 0 | 2 | - | 0 | 0 | 2 | 0 | 2 | - | 0 | 0 |
| 2004-05 | 4 | 0 | 3 | 0 | 1 | 1 | 2 | 0 | 1 | 0 | 1 | 1 | 2 | 0 | 2 | 0 | 0 | 0 |
| 2003-04 | 4 | 2 | 2 | 0 | 0 | 4 | 2 | 1 | 1 | 0 | 0 | 2 | 2 | 1 | 1 | 0 | 0 | 2 |
| 2002-03 | 4 | 0 | 3 | 1 | 0 | 1 | 2 | 0 | 1 | 1 | 0 | 1 | 2 | 0 | 2 | 0 | 0 | 3 |
| 2001-02 | 4 | 0 | 4 | 0 | 0 | 0 | 5 | 2 | 0 | 2 | 0 | 0 | 2 | 0 | 2 | 0 | 0 | 3 |
| 2000-01 | 4 | 2 | 2 | 0 | 0 | 4 | 2 | 2 | 0 | 0 | 0 | 4 | 2 | 0 | 2 | 0 | 0 | 4 |
| 1999-00 | 4 | 0 | 3 | 1 | - | 1 | 2 | 0 | 1 | 1 | - | 1 | 2 | 0 | 2 | 0 | - | 4 |
| 1998-99 | 4 | 1 | 3 | 0 | - | 2 | 8 | 2 | 0 | 2 | 0 | - | 0 | 2 | 1 | 1 | 0 | - |
| 1997-98 | 4 | 2 | 2 | 0 | - | 4 | 14 | 2 | 1 | 1 | 0 | - | 2 | 2 | 1 | 1 | 0 | - |
| 1996-97 | 4 | 2 | 2 | 0 | - | 4 | 11 | 2 | 1 | 1 | 0 | - | 2 | 2 | 1 | 1 | 0 | - |
| 1995-96 | 4 | 1 | 3 | 0 | - | 2 | 8 | 2 | 0 | 2 | 0 | - | 0 | 4 | 2 | 0 | 0 | - |
| 1994-95 | 4 | 4 | 0 | 0 | - | 8 | 17 | 2 | 2 | 0 | 0 | - | 4 | 8 | 4 | 0 | 0 | - |
| 1993-94 | 2 | 2 | 0 | 0 | - | 4 | 4 | 1 | 1 | 0 | 0 | - | 2 | 1 | 0 | 0 | - | 2 |
| 1992-93 | 2 | 2 | 0 | 0 | - | 4 | 4 | 2 | 2 | 0 | 0 | - | 2 | 1 | 0 | 0 | - | 2 |
| TOTALS | 100 | 43 | 47 | 2 | 8 | 96 | 50 | 24 | 23 | 2 | 3 | 53 | 50 | 16 | 26 | 0 | 5 | 43 |



2018-19 SEASON SUMMARY

WON: 3 LOST: 1 OT: 0

AT TAMPA BAY LIGHTNING

| DATE | TEAM | OPPONENT | ATTEND | GOALTENDERS | W GOAL |
|------------|-------------|------------|--------|--------------------------|---------------|
| 10 Nov '18 | Lightning 4 | Senators 6 | 19,092 | Vasilevskiy vs. Anderson | Ryan Dzingel |
| 2 Mar '19 | Lightning 5 | Senators 1 | 19,092 | Vasilevskiy vs. Anderson | Ryan McDonagh |

AT OTTAWA SENATORS

| DATE | TEAM | OPPONENT | ATTEND | GOALTENDERS | W GOAL |
|-------------|-------------|------------|--------|--------------------------|---------------|
| 4 Nov '18* | Lightning 4 | Senators 3 | 11,364 | Domingue vs. Anderson | Yanni Gourde |
| 1 April '19 | Lightning 5 | Senators 2 | 13,628 | Vasilevskiy vs. Anderson | Brayden Point |

* Overtime
** Shootout

GOALS BY PERIOD

| | 1ST | 2ND | 3RD | OT | TOTAL |
|-----------|-----|-----|-----|----|-------|
| LIGHTNING | 4 | 8 | 5 | 1 | 18 |
| SENATORS | 6 | 0 | 6 | 0 | 12 |

SHOTS BY PERIOD

| | 1ST | 2ND | 3RD | OT | TOTAL |
|-----------|-----|-----|-----|----|-------|
| LIGHTNING | 33 | 47 | 51 | 2 | 133 |
| SENATORS | 53 | 29 | 38 | 0 | 120 |

INDIVIDUAL SCORING

TAMPA BAY LIGHTNING

| Player | GP | G | A | P | +/- | PIM |
|-----------|----|---|---|---|-----|-----|
| Coburn | 4 | 1 | 5 | 6 | 3 | 2 |
| Joseph | 3 | 3 | 2 | 5 | 4 | 4 |
| Gourde | 3 | 3 | 1 | 4 | 1 | 4 |
| Point | 4 | 2 | 2 | 4 | 4 | 0 |
| Sergachev | 4 | 2 | 2 | 4 | 3 | 2 |
| McDonagh | 4 | 1 | 3 | 4 | 4 | 0 |
| Killorn | 3 | 0 | 4 | 4 | 6 | 0 |
| Hedman | 2 | 2 | 1 | 3 | -1 | 4 |
| Cirelli | 4 | 0 | 3 | 3 | 6 | 0 |
| Kucherov | 4 | 1 | 1 | 2 | 0 | 4 |
| Cernak | 2 | 1 | 1 | 2 | 3 | 0 |
| Erne | 3 | 0 | 2 | 2 | 2 | 2 |
| Stamkos | 4 | 1 | 0 | 1 | -3 | 0 |
| Paquette | 4 | 1 | 0 | 1 | 3 | 0 |
| Johnson | 4 | 0 | 1 | 1 | -2 | 2 |
| Girardi | 3 | 0 | 1 | 1 | 1 | 0 |
| Palat | 2 | 0 | 1 | 1 | 0 | 2 |
| Stralman | 2 | 0 | 1 | 1 | 2 | 0 |
| Miller | 4 | 0 | 0 | 0 | 1 | 2 |
| Martel | 1 | 0 | 0 | 0 | 0 | 2 |
| Koekkoek | 2 | 0 | 0 | 0 | -2 | 0 |
| Gaunce | 1 | 0 | 0 | 0 | 2 | 7 |
| Callahan | 2 | 0 | 0 | 0 | 1 | 0 |
| Rutta | 1 | 0 | 0 | 0 | 2 | 0 |

Power Play: 2-12 (16.67%)

OTTAWA SENATORS

| Player | GP | G | A | P | +/- | PIM |
|-------------|----|---|---|---|-----|-----|
| Ryan | 4 | 3 | 2 | 4 | -4 | 2 |
| Tkachuk | 3 | 2 | 1 | 3 | -3 | 2 |
| Stone | 3 | 1 | 2 | 3 | 1 | 0 |
| Duchene | 2 | 1 | 2 | 3 | 0 | 0 |
| Dzingel | 2 | 1 | 1 | 2 | 3 | 0 |
| Ceci | 4 | 1 | 1 | 2 | -2 | 0 |
| White | 2 | 1 | 1 | 2 | -1 | 2 |
| Boedker | 2 | 0 | 2 | 2 | -1 | 2 |
| Veronneau | 1 | 1 | 0 | 1 | -1 | 0 |
| Tierney | 4 | 0 | 1 | 1 | -2 | 4 |
| DeMelo | 4 | 0 | 1 | 1 | -3 | 0 |
| Chabot | 3 | 0 | 1 | 1 | -4 | 2 |
| Gibbons | 2 | 0 | 1 | 1 | 0 | 2 |
| Jean-G. Pa. | 1 | 0 | 1 | 1 | -5 | 2 |
| Wolantin | 1 | 0 | 1 | 1 | -3 | 0 |
| Borowiecki | 3 | 0 | 0 | 0 | -2 | 2 |
| Wideman | 2 | 0 | 0 | 0 | -1 | 0 |
| Pyatt | 2 | 0 | 0 | 0 | 1 | 0 |
| Lajoie | 2 | 0 | 1 | 0 | 1 | 0 |
| Jaros | 3 | 0 | 0 | 0 | -2 | 2 |
| Balcers | 1 | 0 | 0 | 0 | -1 | 0 |
| Paajarvi | 4 | 0 | 0 | 0 | -1 | 0 |
| Smith | 2 | 0 | 0 | 0 | -2 | 7 |
| Harpur | 2 | 0 | 0 | 0 | -2 | 0 |
| McCormick | 2 | 0 | 0 | 0 | -2 | 2 |
| Paul | 1 | 0 | 0 | 0 | -2 | 0 |

Power Play: 5-14 (35.71%)

GOALTENDING

TAMPA BAY LIGHTNING

| GOALIE | GP | MIN | W-L-OT | SO | GA | SA | SV | GAA | SV% |
|-------------|----|--------|--------|----|----|----|----|------|------|
| Domingue | 1 | 58:54 | 1-0-0 | 0 | 3 | 25 | 22 | 3.07 | .880 |
| Vasilevskiy | 3 | 177:04 | 2-1-0 | 0 | 9 | 95 | 86 | 3.05 | .905 |

OTTAWA SENATORS

| GOALIE | GP | MIN | W-L-OT | SO | GA | SA | SV | GAA | SV% |
|----------|----|--------|--------|----|----|-----|-----|------|------|
| Anderson | 4 | 239:28 | 1-2-1 | 0 | 18 | 133 | 115 | 4.51 | .857 |

PHILADELPHIA FLYERS



3601 South Broad Street
Philadelphia, Pennsylvania 19148
Phone: 215-218-7825
Website: flyers.nhl.com
Team Colors: Orange, Black, White
Inaugural Season: 1967-68
Arena: Wells Fargo Center (19,541)
Stanley Cup Titles: 2 (1974, 1975)
Television: Comcast SportsNet Philadelphia
Radio: WPEN-FM 97.5
General Manager: Chuck Fletcher
Head Coach: Alain Vigneault
Assistant Coaches: Michel Therrien, Ian Laperrriere, Mike Yeo
Media & Communications Managers: Zack Hill, Joe Sivillo, Brian Smith

2019-2020 SCHEDULE

| DATE | SITE | TIME |
|-------------|--------------|---------|
| January 11 | Philadelphia | 7:00 PM |
| February 15 | Tampa Bay | 4:00 PM |
| March 12 | Tampa Bay | 7:00 PM |

ALL-TIME SERIES

| SEASON | OVERALL | | | | | | HOME | | | | | | ROAD | | | | | |
|---------|---------|----|----|---|-----|-----|------|----|----|---|-----|-----|------|----|----|---|-----|-----|
| | GP | W | L | T | OTL | PTS | GP | W | L | T | OTL | PTS | GP | W | L | T | OTL | PTS |
| 2018-19 | 3 | 3 | 0 | - | 0 | 6 | 1 | 1 | 0 | - | 0 | 2 | 2 | 2 | 0 | - | 0 | 4 |
| 2017-18 | 3 | 2 | 1 | - | 0 | 4 | 2 | 1 | 1 | - | 0 | 2 | 1 | 1 | 0 | - | 0 | 2 |
| 2016-17 | 3 | 2 | 1 | - | 0 | 4 | 1 | 1 | 0 | - | 0 | 2 | 2 | 1 | 1 | - | 0 | 2 |
| 2015-16 | 3 | 1 | 2 | - | 0 | 2 | 2 | 1 | 1 | - | 0 | 2 | 1 | 0 | 1 | - | 0 | 2 |
| 2014-15 | 3 | 2 | 1 | - | 0 | 4 | 1 | 1 | 0 | - | 0 | 2 | 2 | 1 | 1 | - | 0 | 2 |
| 2013-14 | 3 | 3 | 0 | - | 0 | 6 | 2 | 2 | 0 | - | 0 | 4 | 1 | 1 | 0 | - | 0 | 2 |
| 2012-13 | - | - | - | - | - | - | - | - | - | - | - | - | - | - | - | - | - | - |
| 2011-12 | 4 | 3 | 1 | - | 0 | 6 | 2 | 2 | 0 | - | 0 | 4 | 2 | 1 | 1 | - | 0 | 2 |
| 2010-11 | 4 | 3 | 0 | - | 1 | 7 | 2 | 1 | 0 | - | 1 | 3 | 2 | 2 | 0 | - | 0 | 4 |
| 2009-10 | 4 | 0 | 4 | - | 0 | 0 | 2 | 0 | 2 | - | 0 | 0 | 2 | 0 | 2 | - | 0 | 3 |
| 2008-09 | 4 | 2 | 1 | - | 1 | 5 | 2 | 1 | 1 | - | 0 | 2 | 2 | 1 | 0 | - | 1 | 3 |
| 2007-08 | 4 | 2 | 2 | - | 0 | 4 | 2 | 1 | 1 | - | 0 | 2 | 2 | 1 | 1 | - | 0 | 2 |
| 2006-07 | 4 | 3 | 1 | - | 0 | 6 | 2 | 1 | 1 | - | 0 | 2 | 2 | 2 | 0 | - | 0 | 4 |
| 2005-06 | 4 | 4 | 0 | - | 0 | 8 | 2 | 2 | 0 | - | 0 | 4 | 2 | 2 | 0 | - | 0 | 4 |
| 2004-05 | - | - | - | - | - | - | - | - | - | - | - | - | - | - | - | - | - | - |
| 2003-04 | 4 | 4 | 0 | 0 | 0 | 8 | 2 | 2 | 0 | 0 | 0 | 4 | 2 | 2 | 0 | 0 | 0 | 4 |
| 2002-03 | 4 | 1 | 3 | 0 | 0 | 2 | 2 | 0 | 2 | 0 | 0 | 0 | 3 | 2 | 1 | 1 | 0 | 2 |
| 2001-02 | 4 | 0 | 3 | 1 | 0 | 1 | 2 | 0 | 2 | 0 | 0 | 0 | 3 | 2 | 0 | 1 | 1 | 0 |
| 2000-01 | 4 | 1 | 2 | 1 | 0 | 3 | 2 | 1 | 1 | 0 | 0 | 2 | 4 | 2 | 0 | 1 | 1 | 0 |
| 1999-00 | 4 | 1 | 2 | 0 | 1 | 3 | 2 | 1 | 0 | 0 | 1 | 3 | 6 | 2 | 0 | 2 | 0 | 0 |
| 1998-99 | 4 | 1 | 2 | 1 | - | 3 | 2 | 1 | 1 | 0 | - | 2 | 6 | 2 | 0 | 1 | 1 | - |
| 1997-98 | 6 | 0 | 5 | 1 | - | 1 | 3 | 0 | 2 | 1 | - | 1 | 6 | 3 | 0 | 3 | 0 | - |
| 1996-97 | 5 | 2 | 2 | 1 | - | 5 | 3 | 1 | 2 | 0 | - | 2 | 9 | 2 | 1 | 0 | 1 | - |
| 1995-96 | 5 | 1 | 2 | 2 | - | 4 | 2 | 1 | 1 | 0 | - | 2 | 6 | 3 | 0 | 1 | 2 | - |
| 1994-95 | 4 | 0 | 4 | 0 | - | 0 | 2 | 0 | 2 | 0 | - | 0 | 5 | 2 | 0 | 2 | 0 | - |
| 1993-94 | 5 | 1 | 3 | 1 | - | 3 | 3 | 1 | 2 | 0 | - | 2 | 8 | 2 | 0 | 1 | 1 | - |
| 1992-93 | 2 | 1 | 1 | 0 | - | 2 | 1 | 1 | 0 | 0 | - | 2 | 4 | 1 | 0 | 1 | 0 | - |
| TOTALS | 97 | 43 | 43 | 8 | 3 | 97 | 49 | 24 | 22 | 1 | 2 | 51 | 48 | 19 | 21 | 7 | 1 | 46 |



2018-19 SEASON SUMMARY

WON: 3 LOST: 0 OT: 0

AT TAMPA BAY LIGHTNING

| DATE | TEAM | OPPONENT | ATTEND | GOALTENDERS | W GOAL |
|-------------|-------------|----------|--------|-------------------------|-------------|
| 27 Dec '18* | Lightning 6 | Flyers 5 | 19,092 | Vasilevskiy vs. Neuirth | Alex Kilorn |

* Overtime
** Shootout

AT PHILADELPHIA FLYERS

| DATE | TEAM | OPPONENT | ATTEND | GOALTENDERS | W GOAL |
|-------------|-------------|----------|--------|----------------------|-----------------|
| 17 Nov '18* | Lightning 6 | Flyers 5 | 19,060 | Domingue vs. Pickard | Anthony Cirelli |
| 19 Feb '19 | Lightning 5 | Flyers 2 | 18,932 | Domingue vs. Hart | J.T. Miller |

GOALS BY PERIOD

| | 1ST | 2ND | 3RD | OT | TOTAL |
|-----------|-----|-----|-----|----|-------|
| LIGHTNING | 5 | 6 | 4 | 2 | 17 |
| FLYERS | 1 | 2 | 9 | 0 | 12 |

SHOTS BY PERIOD

| | 1ST | 2ND | 3RD | OT | TOTAL |
|-----------|-----|-----|-----|----|-------|
| LIGHTNING | 36 | 28 | 28 | 4 | 96 |
| FLYERS | 36 | 39 | 33 | 0 | 108 |

INDIVIDUAL SCORING

TAMPA BAY LIGHTNING

| Player | GP | G | A | P | +/- | PIM |
|-----------|----|---|---|---|-----|-----|
| Stamkos | 3 | 2 | 4 | 6 | 3 | 2 |
| Kucherov | 3 | 1 | 5 | 6 | -3 | 0 |
| Point | 2 | 3 | 1 | 4 | -1 | 0 |
| Erne | 1 | 1 | 3 | 4 | 3 | 2 |
| Johnson | 3 | 2 | 1 | 3 | -5 | 4 |
| Killorn | 3 | 2 | 1 | 3 | 3 | 0 |
| Gourde | 3 | 1 | 2 | 3 | -4 | 0 |
| Miller | 1 | 1 | 1 | 2 | 1 | 2 |
| McDonagh | 3 | 1 | 1 | 2 | -4 | 0 |
| Cirelli | 3 | 1 | 1 | 2 | 2 | 5 |
| Hedman | 2 | 0 | 2 | 2 | 5 | 2 |
| Paquette | 3 | 1 | 0 | 1 | 0 | 0 |
| Sergachev | 3 | 1 | 0 | 1 | 0 | 0 |
| Callahan | 3 | 0 | 1 | 1 | 2 | 0 |
| Palat | 2 | 0 | 1 | 1 | 2 | 0 |
| Coburn | 3 | 0 | 1 | 1 | 1 | 0 |
| Girardi | 3 | 0 | 0 | 0 | 2 | 0 |
| Joseph | 1 | 0 | 0 | 0 | 0 | 0 |
| Cernak | 3 | 0 | 0 | 0 | 0 | 6 |
| Martel | 1 | 0 | 0 | 0 | 0 | 2 |
| Stralman | 2 | 0 | 0 | 0 | -2 | 0 |

Power Play: 6-11 (54.55%)

PHILADELPHIA FLYERS

| Player | GP | G | A | P | +/- | PIM |
|--------------|----|---|---|---|-----|-----|
| Couturier | 3 | 1 | 4 | 5 | 2 | 0 |
| Van Riemsd.. | 3 | 1 | 4 | 5 | 1 | 2 |
| Giroux | 3 | 1 | 3 | 4 | -2 | 2 |
| Konecny | 3 | 3 | 0 | 3 | 1 | 2 |
| Hagg | 3 | 1 | 1 | 2 | 1 | 0 |
| Raffi | 2 | 1 | 1 | 2 | 0 | 2 |
| Gostisbehere | 3 | 0 | 2 | 2 | -5 | 0 |
| Sanheim | 3 | 0 | 2 | 2 | 3 | 2 |
| Provorov | 3 | 1 | 0 | 1 | 1 | 0 |
| Simmonds | 3 | 1 | 0 | 1 | -3 | 14 |
| Lindblom | 3 | 1 | 0 | 1 | 2 | 0 |
| Weise | 2 | 1 | 0 | 1 | -2 | 0 |
| Voracek | 3 | 0 | 1 | 1 | 0 | 2 |
| Laughton | 3 | 0 | 1 | 1 | -4 | 2 |
| Gudas | 3 | 0 | 1 | 1 | 1 | 4 |
| MacDonald | 3 | 0 | 1 | 1 | -2 | 2 |
| Patrick | 3 | 0 | 0 | 0 | -2 | 5 |
| Aube-Kubel | 1 | 0 | 0 | 0 | 0 | 0 |
| Weal | 1 | 0 | 0 | 0 | 1 | 0 |
| Varone | 2 | 0 | 0 | 0 | 0 | 4 |
| Bailey | 1 | 0 | 0 | 0 | 0 | 0 |

Power Play: 3-10 (30%)

GOALTENDING

TAMPA BAY LIGHTNING

| GOALIE | GP | MIN | W-L-OT | SO | GA | SA | SV | GAA | SV% |
|-------------|----|--------|--------|----|----|----|----|------|------|
| Domingue | 2 | 121:36 | 2-0-0 | 0 | 7 | 75 | 68 | 3.46 | .911 |
| Vasilevskiy | 1 | 59:47 | 1-0-0 | 0 | 5 | 33 | 28 | 5.04 | .848 |

PHILADELPHIA FLYERS

| GOALIE | GP | MIN | W-L-OT | SO | GA | SA | SV | GAA | SV% |
|----------|----|-------|--------|----|----|----|----|-------|------|
| Hart | 1 | 10:23 | 0-1-0 | 0 | 3 | 9 | 6 | 17.60 | .667 |
| Neuvirth | 1 | 60:18 | 0-0-1 | 0 | 6 | 37 | 31 | 5.98 | .838 |
| Pickard | 1 | 61:33 | 0-0-1 | 0 | 6 | 26 | 20 | 5.87 | .769 |

PITTSBURGH PENGUINS



1001 Fifth Avenue
Pittsburgh, Pennsylvania 15219
Phone: (412) 642-1300
Website: penguins.nhl.com
Team Colors: Black, Gold, White
Inaugural Season: 1967-68
Arena: Consol Energy Center (18,387)
Stanley Cup Titles: 4 (1991, 1992, 2009, 2016, 2017)
Television: Root Sports Pittsburgh
Radio: WXDX-FM 105.9
General Manager: Jim Rutherford
Head Coach: Mike Sullivan
Assistant Coaches: Sergei Gonchar, Jacques Martin, Mark Recchi, Jennifer Bullano, Jason Seidlind

Media & Communications Managers

2019-2020 SCHEDULE

| DATE | SITE | TIME |
|-------------|------------|---------|
| October 23 | Tampa Bay | 8:00 PM |
| February 6 | Tampa Bay | 7:00 PM |
| February 11 | Pittsburgh | 7:00 PM |

ALL-TIME SERIES

| SEASON | OVERALL | | | | | | | | HOME | | | | | | | | ROAD | | | | | | | | | | | | | | |
|---------|---------|----|----|---|-----|-----|-----|-----|--------------|----|----|---|-----|-----|-----|-----|------|----|----|---|-----|-----|-----|-----|---|---|---|---|---|---|---|
| | GP | W | L | T | OTL | PTS | GF | GA | GP | W | L | T | OTL | PTS | GF | GA | GP | W | L | T | OTL | PTS | GF | GA | | | | | | | |
| 2018-19 | 3 | 2 | 1 | - | 0 | 4 | 11 | 11 | 1 | 1 | 0 | - | 0 | 2 | 5 | 4 | 2 | 1 | 1 | - | 0 | 2 | 6 | 7 | | | | | | | |
| 2017-18 | 3 | 2 | 1 | - | 0 | 4 | 14 | 10 | 2 | 2 | 0 | - | 0 | 4 | 12 | 5 | 1 | 0 | 1 | - | 0 | 0 | 2 | 5 | | | | | | | |
| 2016-17 | 3 | 0 | 3 | - | 0 | 0 | 7 | 15 | 1 | 0 | 1 | - | 0 | 0 | 3 | 4 | 2 | 0 | 2 | - | 0 | 0 | 4 | 11 | | | | | | | |
| 2015-16 | 3 | 3 | 0 | - | 0 | 6 | 15 | 9 | 2 | 2 | 0 | - | 0 | 4 | 11 | 7 | 1 | 1 | 0 | - | 0 | 2 | 4 | 2 | | | | | | | |
| 2014-15 | 3 | 1 | 2 | - | 0 | 2 | 9 | 13 | 1 | 1 | 0 | - | 0 | 2 | 4 | 3 | 2 | 0 | 2 | - | 0 | 0 | 5 | 10 | | | | | | | |
| 2013-14 | 3 | 0 | 2 | - | 1 | 1 | 7 | 12 | 2 | 0 | 2 | - | 0 | 0 | 4 | 8 | 1 | 0 | 0 | - | 1 | 1 | 3 | 4 | | | | | | | |
| 2012-13 | 3 | 0 | 3 | - | 0 | 0 | 9 | 15 | 1 | 0 | 1 | - | 0 | 0 | 3 | 6 | 2 | 0 | 2 | - | 0 | 0 | 6 | 9 | | | | | | | |
| 2011-12 | 4 | 1 | 3 | - | 0 | 2 | 10 | 19 | 2 | 1 | 1 | - | 0 | 2 | 7 | 7 | 2 | 0 | 2 | - | 0 | 0 | 3 | 12 | | | | | | | |
| 2010-11 | 4 | 2 | 2 | - | 0 | 4 | 9 | 17 | 2 | 2 | 0 | - | 0 | 4 | 7 | 4 | 2 | 0 | 2 | - | 0 | 0 | 2 | 13 | | | | | | | |
| 2009-10 | 4 | 2 | 2 | - | 0 | 4 | 7 | 7 | 2 | 1 | 1 | - | 0 | 2 | 4 | 3 | 2 | 1 | 1 | - | 0 | 2 | 3 | 4 | | | | | | | |
| 2008-09 | 4 | 1 | 2 | - | 1 | 3 | 8 | 13 | 2 | 0 | 2 | - | 0 | 0 | 5 | 9 | 2 | 1 | 0 | - | 1 | 3 | 3 | 4 | | | | | | | |
| 2007-08 | 4 | 1 | 3 | - | 0 | 2 | 6 | 10 | 2 | 0 | 2 | - | 0 | 0 | 1 | 6 | 2 | 1 | 1 | - | 0 | 2 | 5 | 4 | | | | | | | |
| 2006-07 | 4 | 4 | 0 | - | 0 | 8 | 14 | 8 | 2 | 2 | 0 | - | 0 | 4 | 8 | 3 | 2 | 2 | 0 | - | 0 | 4 | 6 | 5 | | | | | | | |
| 2005-06 | 4 | 4 | 0 | - | 0 | 8 | 13 | 6 | 2 | 2 | 0 | - | 0 | 4 | 5 | 1 | 2 | 2 | 0 | - | 0 | 4 | 8 | 5 | | | | | | | |
| 2004-05 | | | | | | | | | DID NOT PLAY | | | | | | | | | | | | | | 2 | 2 | 0 | 0 | 0 | 0 | 4 | 9 | 3 |
| 2003-04 | 4 | 4 | 0 | 0 | 0 | 8 | 23 | 4 | 2 | 2 | 0 | 0 | 0 | 4 | 14 | 1 | 2 | 0 | 0 | 0 | 0 | 2 | 6 | 8 | | | | | | | |
| 2002-03 | 4 | 1 | 2 | 1 | 0 | 3 | 12 | 12 | 2 | 1 | 1 | 0 | 0 | 2 | 6 | 4 | 2 | 0 | 1 | 1 | 0 | 1 | 6 | 3 | | | | | | | |
| 2001-02 | 4 | 2 | 1 | 0 | 1 | 5 | 9 | 11 | 2 | 2 | 0 | 0 | 0 | 4 | 7 | 4 | 2 | 0 | 1 | 0 | 1 | 1 | 2 | 7 | | | | | | | |
| 2000-01 | 4 | 1 | 2 | 1 | 0 | 3 | 10 | 9 | 2 | 1 | 0 | 1 | 0 | 3 | 6 | 2 | 2 | 0 | 2 | 0 | 0 | 0 | 4 | 7 | | | | | | | |
| 1999-00 | 4 | 3 | 1 | 0 | 0 | 6 | 14 | 10 | 2 | 2 | 0 | 0 | 0 | 4 | 4 | 2 | 2 | 1 | 1 | 0 | 0 | 2 | 10 | 8 | | | | | | | |
| 1998-99 | 5 | 1 | 4 | 0 | - | 2 | 10 | 15 | 3 | 1 | 2 | 0 | - | 2 | 6 | 7 | 2 | 0 | 2 | 0 | - | 0 | 4 | 8 | | | | | | | |
| 1997-98 | 4 | 0 | 3 | 1 | - | 1 | 4 | 14 | 2 | 0 | 2 | 0 | - | 0 | 2 | 8 | 2 | 0 | 1 | 1 | - | 1 | 2 | 6 | | | | | | | |
| 1996-97 | 4 | 2 | 1 | 1 | - | 5 | 16 | 18 | 2 | 1 | 0 | 1 | - | 3 | 9 | 8 | 2 | 1 | 1 | 0 | - | 2 | 7 | 10 | | | | | | | |
| 1995-96 | 4 | 1 | 3 | 0 | - | 2 | 9 | 18 | 2 | 1 | 1 | 0 | - | 2 | 8 | 6 | 2 | 0 | 2 | 0 | - | 0 | 1 | 12 | | | | | | | |
| 1994-95 | 3 | 1 | 2 | 0 | - | 2 | 10 | 13 | 1 | 0 | 1 | 0 | - | 0 | 3 | 5 | 2 | 1 | 1 | 0 | - | 2 | 7 | 8 | | | | | | | |
| 1993-94 | 4 | 1 | 3 | 0 | - | 2 | 10 | 18 | 2 | 1 | 1 | 0 | - | 2 | 6 | 8 | 2 | 0 | 2 | 0 | - | 0 | 4 | 10 | | | | | | | |
| 1992-93 | 2 | 0 | 1 | 1 | - | 1 | 7 | 8 | 1 | 0 | 1 | 0 | - | 0 | 4 | 5 | 1 | 0 | 0 | 1 | - | 1 | 3 | 3 | | | | | | | |
| TOTALS | 92 | 38 | 46 | 5 | 3 | 84 | 259 | 305 | 45 | 24 | 19 | 2 | 0 | 50 | 142 | 125 | 47 | 14 | 27 | 3 | 3 | 34 | 117 | 180 | | | | | | | |



2018-19 SEASON SUMMARY

WON: 2 LOST: 1 OT: 0

AT TAMPA BAY LIGHTNING

| DATE | TEAM | OPPONENT | ATTEND | GOALTENDERS | W GOAL |
|-----------|-------------|------------|--------|-------------------------|-------------|
| 9 Feb '19 | Lightning 5 | Penguins 4 | 19,092 | Vasilevskiy vs. DeSmith | J.T. Miller |

AT PITTSBURGH PENGUINS

| DATE | TEAM | OPPONENT | ATTEND | GOALTENDERS | W GOAL |
|------------|-------------|------------|--------|------------------------|---------------|
| 15 Nov '18 | Lightning 4 | Penguins 3 | 18,422 | Domingue vs. Murray | Yanni Gourde |
| 30 Jan '19 | Lightning 2 | Penguins 4 | 18,514 | Vasilevskiy vs. Murray | Sidney Crosby |

GOALS BY PERIOD

| | 1ST | 2ND | 3RD | OT | TOTAL |
|-----------|-----|-----|-----|----|-------|
| LIGHTNING | 3 | 4 | 4 | 0 | 11 |
| PENGUINS | 6 | 4 | 1 | 0 | 11 |

SHOTS BY PERIOD

| | 1ST | 2ND | 3RD | OT | TOTAL |
|-----------|-----|-----|-----|----|-------|
| LIGHTNING | 42 | 26 | 27 | 0 | 95 |
| PENGUINS | 32 | 32 | 21 | 0 | 85 |

INDIVIDUAL SCORING

TAMPA BAY LIGHTNING

| Player | GP | G | A | P | +/- | PIM |
|-----------|----|---|---|---|-----|-----|
| Point | 3 | 3 | 1 | 4 | -2 | 0 |
| Killorn | 3 | 0 | 4 | 4 | 3 | 7 |
| Kuchеров | 3 | 0 | 4 | 4 | -6 | 2 |
| Stamkos | 3 | 1 | 2 | 3 | -3 | 7 |
| Gourde | 3 | 2 | 0 | 2 | -2 | 0 |
| Johnson | 3 | 1 | 1 | 2 | 0 | 2 |
| Cirelli | 3 | 1 | 1 | 2 | 2 | 0 |
| Hedman | 3 | 0 | 2 | 2 | -5 | 0 |
| McDonagh | 3 | 0 | 2 | 2 | 1 | 2 |
| Cernak | 2 | 1 | 0 | 1 | 2 | 0 |
| Sergachev | 3 | 0 | 1 | 1 | 0 | 2 |
| Coburn | 2 | 0 | 1 | 1 | 1 | 0 |
| Palat | 3 | 0 | 1 | 1 | -1 | 2 |
| Paquette | 3 | 0 | 1 | 1 | 0 | 6 |
| Joseph | 3 | 0 | 0 | 0 | 0 | 2 |
| Erne | 3 | 0 | 0 | 0 | 0 | 17 |
| Stralman | 1 | 0 | 0 | 0 | 0 | 0 |
| Callahan | 1 | 0 | 0 | 0 | 0 | 2 |
| Girardi | 3 | 0 | 0 | 0 | -5 | 0 |

Power Play: 5-10 (50%)

PITTSBURGH PENGUINS

| Player | GP | G | A | P | +/- | PIM |
|-------------|----|---|---|---|-----|-----|
| Kessel | 3 | 2 | 2 | 4 | 2 | 2 |
| Malkin | 2 | 0 | 4 | 4 | 3 | 11 |
| Hornqvist | 3 | 2 | 1 | 3 | -2 | 10 |
| Rust | 3 | 1 | 2 | 3 | 1 | 0 |
| Letang | 3 | 1 | 2 | 3 | 1 | 4 |
| Crosby | 2 | 1 | 1 | 2 | 0 | 2 |
| Wilson | 3 | 1 | 1 | 2 | 1 | 2 |
| Sheahan | 2 | 1 | 0 | 1 | 1 | 0 |
| Pearson | 3 | 1 | 0 | 1 | 2 | 0 |
| McCann | 1 | 1 | 0 | 1 | -1 | 0 |
| Guentzel | 2 | 0 | 1 | 1 | -2 | 0 |
| Cullen | 3 | 0 | 1 | 1 | -1 | 4 |
| Simon | 3 | 0 | 1 | 1 | 0 | 0 |
| Blueger | 2 | 0 | 1 | 1 | 1 | 7 |
| Maatta | 3 | 0 | 0 | 0 | 2 | 0 |
| Ruhwedel | 1 | 0 | 0 | 0 | 0 | 0 |
| Grant | 1 | 0 | 0 | 0 | 0 | 0 |
| Dumoulin | 3 | 0 | 0 | 0 | 1 | 2 |
| Aston-Reese | 1 | 0 | 0 | 0 | 0 | 0 |
| Oleksiak | 1 | 0 | 0 | 0 | 1 | 4 |
| Johnson | 2 | 0 | 0 | 0 | 1 | 5 |
| Petttersson | 2 | 0 | 0 | 0 | -1 | 0 |
| Riikola | 2 | 0 | 0 | 0 | 2 | 0 |
| Bjugstad | 1 | 0 | 0 | 0 | 0 | 2 |

Power Play: 2-8 (25%)

GOALTENDING

TAMPA BAY LIGHTNING

| GOALIE | GP | MIN | W-L-OT | SO | GA | SA | SV | GAA | SV% |
|-------------|----|--------|--------|----|----|----|----|------|------|
| Domingue | 1 | 59:56 | 1-0-0 | 0 | 3 | 31 | 28 | 3.02 | .903 |
| Vasilevskiy | 2 | 118:26 | 1-1-0 | 0 | 8 | 54 | 46 | 4.06 | .847 |

PITTSBURGH PENGUINS

| GOALIE | GP | MIN | W-L-OT | SO | GA | SA | SV | GAA | SV% |
|---------|----|--------|--------|----|----|----|----|------|------|
| DeSmith | 1 | 58:25 | 0-1-0 | 0 | 5 | 34 | 29 | 5.15 | .853 |
| Murray | 2 | 117:20 | 1-1-0 | 0 | 6 | 61 | 55 | 3.07 | .895 |

SAN JOSE SHARKS



525 West Santa Clara Street
San Jose, California 95113
Phone: (408) 287-7070
Website: www.nhl.com/sharks
Team Colors: Teal, Black, White, Orange
Inaugural Season: 1991-92
Arena: SAP Center at San Jose (17,562)
Stanley Cup Titles: None
Television: Comcast SportsNet California
Radio: KUFY-FM 98.5
General Manager: Doug Wilson
Head Coach: Peter DeBoer
Assistant Coaches: Rob Zettler, Steve Spott, Dave Barr, Johan Hedberg, Ben Guerrero, Joanna Schimmel

Media & Communications Managers

2019-2020 SCHEDULE

| DATE | SITE | TIME |
|------------|-----------|----------|
| December 7 | Tampa Bay | 7:00 PM |
| February 1 | San Jose | 10:30 PM |

ALL-TIME SERIES

| SEASON | OVERALL | | | | | | | | HOME | | | | | | | | ROAD | | | | | | | | |
|---------|--------------|----|----|---|-----|-----|-----|-----|------|----|----|---|-----|-----|----|----|------|---|----|---|-----|-----|----|----|---|
| | GP | W | L | T | OTL | PTS | GF | GA | GP | W | L | T | OTL | PTS | GF | GA | GP | W | L | T | OTL | PTS | GF | GA | |
| 2018-19 | 2 | 1 | 1 | - | 0 | 2 | 8 | 8 | 1 | 1 | 0 | - | 0 | 2 | 6 | 3 | 1 | 0 | 1 | - | 0 | 0 | 2 | 5 | 5 |
| 2017-18 | 2 | 2 | 0 | - | 0 | 4 | 10 | 3 | 1 | 1 | 0 | - | 0 | 2 | 5 | 2 | 1 | 1 | 0 | - | 0 | 2 | 5 | 1 | |
| 2016-17 | 2 | 0 | 2 | - | 0 | 0 | 2 | 5 | 1 | 0 | 1 | - | 0 | 0 | 1 | 3 | 1 | 0 | 1 | - | 0 | 0 | 1 | 2 | |
| 2015-16 | 2 | 1 | 1 | - | 0 | 2 | 6 | 7 | 1 | 0 | 1 | - | 0 | 0 | 2 | 4 | 1 | 1 | 0 | - | 0 | 2 | 4 | 3 | |
| 2014-15 | 2 | 1 | 1 | - | 0 | 2 | 6 | 4 | 1 | 0 | 1 | - | 0 | 0 | 1 | 2 | 1 | 1 | 0 | - | 0 | 2 | 5 | 2 | |
| 2013-14 | 2 | 0 | 2 | - | 0 | 0 | 5 | 10 | 1 | 0 | 1 | - | 0 | 0 | 4 | 5 | 1 | 0 | 1 | - | 0 | 0 | 1 | 5 | |
| 2012-13 | - | - | - | - | - | - | - | - | - | - | - | - | - | - | - | - | - | - | - | - | - | - | - | - | |
| 2011-12 | 2 | 1 | 1 | - | 0 | 2 | 8 | 12 | 1 | 1 | 0 | - | 0 | 2 | 6 | 5 | 1 | 0 | 1 | - | 0 | 0 | 2 | 7 | |
| 2010-11 | 1 | 0 | 1 | - | 0 | 0 | 2 | 5 | - | - | - | - | - | - | - | - | 1 | 0 | 1 | - | 0 | 0 | 2 | 5 | |
| 2009-10 | 1 | 1 | 0 | - | 0 | 2 | 5 | 2 | 1 | 1 | 0 | - | 0 | 2 | 5 | 2 | - | - | - | - | - | - | - | - | |
| 2008-09 | 2 | 0 | 2 | - | 0 | 0 | 1 | 10 | 1 | 0 | 1 | - | 0 | 0 | 0 | 3 | 1 | 0 | 1 | - | 0 | 0 | 1 | 7 | |
| 2007-08 | - | - | - | - | - | - | - | - | - | - | - | - | - | - | - | - | - | - | - | - | - | - | - | - | |
| 2006-07 | 1 | 0 | 1 | - | 0 | 0 | 2 | 4 | 1 | 0 | 1 | - | 0 | 0 | 2 | 4 | - | - | - | - | - | - | - | - | |
| 2005-06 | 1 | 0 | 1 | - | 0 | 0 | 1 | 3 | - | - | - | - | - | - | - | - | 1 | 0 | 1 | - | 0 | 0 | 1 | 3 | |
| 2004-05 | DID NOT PLAY | | | | | | | | | | | | | | | | - | - | - | - | - | - | - | - | |
| 2003-04 | 1 | 0 | 0 | 1 | 0 | 1 | 2 | 2 | 1 | 0 | 0 | 1 | 0 | 1 | 2 | 2 | - | - | - | - | - | - | - | - | |
| 2002-03 | 2 | 2 | 0 | 0 | 0 | 4 | 8 | 3 | 1 | 1 | 0 | 0 | 0 | 2 | 4 | 2 | 1 | 1 | 0 | 0 | 0 | 2 | 4 | 1 | |
| 2001-02 | 2 | 1 | 1 | 0 | 0 | 2 | 7 | 6 | 1 | 1 | 0 | 0 | 0 | 2 | 4 | 2 | 1 | 0 | 1 | 0 | 0 | 0 | 3 | 4 | |
| 2000-01 | 1 | 1 | 0 | 0 | 0 | 2 | 2 | 1 | 1 | 1 | 0 | 0 | 0 | 2 | 2 | 1 | - | - | - | - | - | - | - | - | |
| 1999-00 | 2 | 0 | 1 | 1 | 0 | 1 | 3 | 11 | 1 | 0 | 1 | 0 | 0 | 0 | 0 | 8 | 1 | 0 | 0 | 1 | 0 | 1 | 3 | 3 | |
| 1998-99 | 2 | 0 | 2 | 0 | - | 0 | 2 | 9 | 1 | 0 | 1 | 0 | - | 0 | 1 | 3 | 1 | 0 | 1 | 0 | - | 0 | 1 | 6 | |
| 1997-98 | 2 | 1 | 1 | 0 | - | 2 | 3 | 4 | 1 | 1 | 0 | 0 | - | 2 | 2 | 1 | 1 | 0 | 1 | 0 | - | 0 | 1 | 3 | |
| 1996-97 | 2 | 2 | 0 | 0 | - | 4 | 8 | 6 | 1 | 1 | 0 | 0 | - | 2 | 4 | 3 | 1 | 1 | 0 | 0 | - | 2 | 4 | 3 | |
| 1995-96 | 2 | 2 | 0 | 0 | - | 4 | 13 | 7 | 1 | 1 | 0 | 0 | - | 2 | 6 | 4 | 1 | 1 | 0 | 0 | - | 2 | 7 | 3 | |
| 1994-95 | - | - | - | - | - | - | - | - | - | - | - | - | - | - | - | - | - | - | - | - | - | - | - | - | |
| 1993-94 | 2 | 1 | 1 | 0 | - | 2 | 4 | 3 | 1 | 0 | 1 | 0 | - | 0 | 1 | 2 | 1 | 1 | 0 | 0 | - | 2 | 3 | 1 | |
| 1992-93 | 4 | 3 | 1 | 0 | - | 6 | 16 | 11 | 2 | 1 | 1 | 0 | - | 2 | 6 | 3 | 2 | 2 | 0 | 0 | - | 4 | 10 | 8 | |
| TOTALS | 42 | 19 | 20 | 2 | 0 | 42 | 124 | 136 | 22 | 11 | 10 | 1 | 0 | 23 | 64 | 64 | 20 | 9 | 10 | 1 | 0 | 19 | 60 | 72 | |



2018-19 SEASON SUMMARY

WON: 1 LOST: 1 OT: 0

AT TAMPA BAY LIGHTNING

| DATE | TEAM | OPPONENT | ATTEND | GOALTENDERS | W GOAL |
|------------|-------------|----------|--------|-----------------------|---------------|
| 19 Jan '19 | Lightning 6 | Sharks 3 | 19,092 | Vasilevskiy vs. Jones | Victor Hedman |

AT SAN JOSE SHARKS

| DATE | TEAM | OPPONENT | ATTEND | GOALTENDERS | W GOAL |
|-----------|-------------|----------|--------|-----------------------|---------|
| 5 Jan '19 | Lightning 2 | Sharks 5 | 17,562 | Vasilevskiy vs. Jones | Evander |

GOALS BY PERIOD

| | 1ST | 2ND | 3RD | OT | TOTAL |
|-----------|-----|-----|-----|----|-------|
| LIGHTNING | 3 | 3 | 2 | 0 | 8 |
| SHARKS | 3 | 2 | 3 | 0 | 8 |

SHOTS BY PERIOD

| | 1ST | 2ND | 3RD | OT | TOTAL |
|-----------|-----|-----|-----|----|-------|
| LIGHTNING | 15 | 22 | 9 | 0 | 46 |
| SHARKS | 20 | 25 | 27 | 0 | 72 |

INDIVIDUAL SCORING

TAMPA BAY LIGHTNING

| Player | GP | G | A | P | +/- | PIM |
|-----------|----|---|---|---|-----|-----|
| Stamkos | 2 | 2 | 2 | 4 | 0 | 0 |
| Hedman | 2 | 2 | 1 | 3 | -1 | 2 |
| Joseph | 2 | 1 | 1 | 2 | 1 | 0 |
| Kucherov | 2 | 0 | 2 | 2 | -2 | 0 |
| Palat | 2 | 0 | 2 | 2 | 1 | 2 |
| Point | 2 | 0 | 2 | 2 | 0 | 0 |
| Gourde | 2 | 1 | 0 | 1 | 0 | 0 |
| Killorn | 2 | 1 | 0 | 1 | 3 | 2 |
| Sergachev | 1 | 1 | 0 | 1 | -1 | 0 |
| Cirelli | 2 | 0 | 1 | 1 | -2 | 0 |
| McDonagh | 2 | 0 | 1 | 1 | -1 | 2 |
| Callahan | 2 | 0 | 1 | 1 | 1 | 0 |
| Johnson | 1 | 0 | 0 | 0 | -2 | 2 |
| Paquette | 2 | 0 | 0 | 0 | 1 | 0 |
| Erne | 2 | 0 | 0 | 0 | -1 | 0 |
| Stralman | 2 | 0 | 0 | 0 | 2 | 2 |
| Coburn | 1 | 0 | 0 | 0 | 2 | 0 |
| Girardi | 2 | 0 | 0 | 0 | 0 | 0 |
| Cernak | 2 | 0 | 0 | 0 | -1 | 0 |

Power Play: 2-6 (33.3%)

SAN JOSE SHARKS

| Player | GP | G | A | P | +/- | PIM |
|-----------|----|---|---|---|-----|-----|
| Kane | 2 | 4 | 0 | 4 | 1 | 6 |
| Burns | 2 | 0 | 3 | 3 | 0 | 0 |
| Meier | 2 | 0 | 3 | 3 | 1 | 0 |
| Karlsson | 2 | 0 | 2 | 2 | 1 | 0 |
| Sorenson | 2 | 1 | 0 | 1 | 0 | 0 |
| Pavelski | 2 | 1 | 0 | 1 | 0 | 0 |
| Radil | 2 | 1 | 0 | 1 | 2 | 0 |
| Couture | 2 | 1 | 0 | 1 | 0 | 2 |
| Donskoi | 2 | 0 | 1 | 1 | 1 | 0 |
| Thornton | 2 | 0 | 1 | 1 | -1 | 0 |
| Dillon | 2 | 0 | 1 | 1 | 0 | 0 |
| Simek | 1 | 0 | 1 | 1 | -2 | 0 |
| Heed | 1 | 0 | 1 | 1 | 0 | 0 |
| Labanc | 2 | 0 | 1 | 1 | -2 | 2 |
| Braun | 1 | 0 | 0 | 0 | -1 | 0 |
| Goodrow | 2 | 0 | 0 | 0 | -1 | 0 |
| Middleton | 1 | 0 | 0 | 0 | -1 | 0 |
| Hertl | 2 | 0 | 0 | 0 | 1 | 0 |
| Ryan | 2 | 0 | 0 | 0 | 2 | 2 |

Power Play: 2-6 (33.3%)

GOALTENDING

TAMPA BAY LIGHTNING

| GOALIE | GP | MIN | W-L-OT | SO | GA | SA | SV | GAA | SV% |
|-------------|----|-----|--------|----|----|----|----|------|------|
| Vasilevskiy | 2 | 120 | 1-1-0 | 0 | 8 | 72 | 64 | 4.00 | .886 |

SAN JOSE SHARKS

| GOALIE | GP | MIN | W-L-OT | SO | GA | SA | SV | GAA | SV% |
|--------|----|--------|--------|----|----|----|----|------|------|
| Jones | 2 | 118:45 | 1-1-0 | 0 | 8 | 45 | 37 | 4.05 | .832 |

ST. LOUIS BLUES



1401 Clark Avenue
St. Louis, Missouri 63103
Phone: (314) 622-2500
Website: blues.nhl.com
Team Colors: Blue, Gold, Navy, White
Inaugural Season: 1967-68
Arena: Enterprise Center (19,150)
Stanley Cup Titles: None
Television: Fox Sports Midwest
Radio: KMOX-AM 1120
General Manager: Doug Armstrong
Head Coach: Craig Berube
Assistant Coaches: Mike Van Ryn, Steve Ott
Media & Communications Manager: Dan O'Neill, Mike Caruso

2019-2020 SCHEDULE

| DATE | SITE | TIME |
|-------------|-----------|---------|
| November 19 | St. Louis | 8:00 PM |
| November 27 | Tampa Bay | 7:00 PM |

ALL-TIME SERIES

| SEASON | OVERALL | | | | | | | | HOME | | | | | | | | ROAD | | | | | | | |
|---------|---------|----|----|---|-----|-----|-----|-----|------|----|---|---|-----|-----|----|----|------|---|----|---|-----|-----|----|----|
| | GP | W | L | T | OTL | PTS | GF | GA | GP | W | L | T | OTL | PTS | GF | GA | GP | W | L | T | OTL | PTS | GF | GA |
| 2018-19 | 2 | 0 | 1 | - | 1 | 1 | 3 | 5 | 1 | 0 | 0 | - | 1 | 1 | 0 | 1 | 1 | 0 | 1 | - | 0 | 0 | 3 | 4 |
| 2017-18 | 2 | 2 | 0 | - | 0 | 4 | 5 | 1 | 1 | 1 | 0 | - | 0 | 2 | 2 | 1 | 1 | 1 | 0 | - | 0 | 2 | 3 | 0 |
| 2016-17 | 2 | 1 | 1 | - | 0 | 2 | 9 | 7 | 1 | 1 | 0 | - | 0 | 2 | 5 | 2 | 1 | 0 | 1 | - | 0 | 0 | 4 | 5 |
| 2015-16 | 2 | 0 | 2 | - | 0 | 0 | 1 | 4 | 1 | 0 | 1 | - | 0 | 0 | 1 | 2 | 1 | 0 | 1 | - | 0 | 0 | 0 | 2 |
| 2014-15 | 2 | 0 | 1 | - | 1 | 1 | 4 | 8 | 1 | 0 | 1 | - | 0 | 0 | 3 | 6 | 1 | 0 | 0 | - | 1 | 1 | 1 | 2 |
| 2013-14 | 2 | 1 | 1 | - | 0 | 2 | 6 | 6 | 1 | 1 | 0 | - | 0 | 2 | 4 | 2 | 1 | 0 | 1 | - | 0 | 0 | 2 | 4 |
| 2012-13 | - | - | - | - | - | - | - | - | - | - | - | - | - | - | - | - | - | - | - | - | - | - | - | - |
| 2011-12 | 2 | 0 | 2 | - | 0 | 0 | 1 | 6 | 1 | 0 | 1 | - | 0 | 0 | 1 | 3 | 1 | 0 | 1 | - | 0 | 0 | 0 | 3 |
| 2010-11 | 1 | 1 | 0 | - | 0 | 2 | 4 | 3 | 1 | 1 | 0 | - | 0 | 2 | 4 | 3 | - | - | - | - | - | - | - | - |
| 2009-10 | 1 | 1 | 0 | - | 0 | 2 | 6 | 3 | - | - | - | - | - | - | - | - | 1 | 1 | 0 | - | 0 | 2 | 6 | 3 |
| 2008-09 | 1 | 0 | 0 | - | 1 | 1 | 3 | 4 | 1 | 0 | 0 | - | 1 | 1 | 3 | 4 | - | - | - | - | - | - | - | - |
| 2007-08 | 1 | 1 | 0 | - | 0 | 2 | 5 | 4 | - | - | - | - | - | - | - | - | 1 | 1 | 0 | - | 0 | 2 | 5 | 4 |
| 2006-07 | - | - | - | - | - | - | - | - | - | - | - | - | - | - | - | - | - | - | - | - | - | - | - | - |
| 2005-06 | 1 | 1 | 0 | - | 0 | 2 | 5 | 4 | 1 | 1 | 0 | - | 0 | 2 | 5 | 4 | - | - | - | - | - | - | - | - |
| 2004-05 | - | - | - | - | - | - | - | - | - | - | - | - | - | - | - | - | - | - | - | - | - | - | - | - |
| 2003-04 | 2 | 0 | 0 | 1 | 1 | 2 | 5 | 6 | 1 | 0 | 0 | 1 | 0 | 1 | 2 | 2 | 1 | 0 | 0 | 0 | 1 | 1 | 3 | 4 |
| 2002-03 | 1 | 0 | 1 | 0 | 0 | 0 | 1 | 5 | - | - | - | - | - | - | - | - | 1 | 0 | 1 | 0 | 0 | 0 | 1 | 5 |
| 2001-02 | 1 | 1 | 0 | 0 | 0 | 2 | 4 | 3 | 1 | 1 | 0 | 0 | 0 | 2 | 4 | 3 | - | - | - | - | - | - | - | - |
| 2000-01 | 2 | 1 | 1 | 0 | 0 | 2 | 4 | 6 | 1 | 1 | 0 | 0 | 0 | 2 | 3 | 2 | 1 | 0 | 1 | 0 | 0 | 0 | 1 | 4 |
| 1999-00 | 1 | 0 | 1 | 0 | 0 | 0 | 1 | 5 | 1 | 0 | 1 | 0 | 0 | 0 | 1 | 5 | - | - | - | - | - | - | - | - |
| 1998-99 | 2 | 0 | 2 | 0 | - | 0 | 4 | 8 | 1 | 0 | 1 | 0 | - | 0 | 4 | 5 | 1 | 0 | 1 | 0 | - | 0 | 0 | 3 |
| 1997-98 | 2 | 0 | 1 | 1 | - | 1 | 4 | 5 | 1 | 0 | 0 | 1 | - | 1 | 2 | 2 | 1 | 0 | 1 | 0 | - | 0 | 2 | 3 |
| 1996-97 | 2 | 1 | 1 | 0 | - | 2 | 6 | 7 | 1 | 1 | 0 | 0 | - | 2 | 3 | 2 | 1 | 0 | 1 | 0 | - | 0 | 3 | 5 |
| 1995-96 | 2 | 0 | 2 | 0 | - | 0 | 3 | 5 | 1 | 0 | 1 | 0 | - | 0 | 2 | 3 | 1 | 0 | 1 | 0 | - | 0 | 1 | 2 |
| 1994-95 | - | - | - | - | - | - | - | - | - | - | - | - | - | - | - | - | - | - | - | - | - | - | - | - |
| 1993-94 | 2 | 1 | 1 | 0 | - | 2 | 8 | 10 | 1 | 1 | 0 | 0 | - | 2 | 4 | 3 | 1 | 0 | 1 | 0 | - | 0 | 4 | 7 |
| 1992-93 | 7 | 2 | 4 | 1 | - | 5 | 22 | 26 | 4 | 1 | 2 | 1 | - | 3 | 13 | 15 | 3 | 1 | 2 | 0 | - | 2 | 9 | 11 |
| TOTALS | 41 | 14 | 22 | 3 | 4 | 35 | 114 | 141 | 23 | 10 | 8 | 3 | 2 | 25 | 66 | 70 | 20 | 4 | 14 | 0 | 2 | 10 | 48 | 71 |



2018-19 SEASON SUMMARY

WON: 0 LOST: 1 OT: 1

AT TAMPA BAY LIGHTNING

| DATE | TEAM | OPPONENT | ATTEND | GOALTENDERS | W GOAL |
|------------|-----------|-----------|--------|----------------------------|----------------|
| 7 Feb '19* | Lightning | 0 Blues 1 | 19,092 | Vasilevskiy vs. Binnington | Brayden Schenn |

* Overtime
** Shootout

AT ST. LOUIS BLUES

| DATE | TEAM | OPPONENT | ATTEND | GOALTENDERS | W GOAL |
|------------|-----------|-----------|--------|----------------------------|----------------|
| 23 Mar '19 | Lightning | 3 Blues 4 | 18,127 | Vasilevskiy vs. Binnington | Brayden Schenn |

GOALS BY PERIOD

| | 1ST | 2ND | 3RD | OT | TOTAL |
|-----------|-----|-----|-----|----|-------|
| LIGHTNING | 0 | 2 | 1 | 0 | 3 |
| BLUES | 3 | 1 | 0 | 1 | 5 |

SHOTS BY PERIOD

| | 1ST | 2ND | 3RD | OT | TOTAL |
|-----------|-----|-----|-----|----|-------|
| LIGHTNING | 20 | 30 | 22 | 2 | 74 |
| BLUES | 28 | 25 | 11 | 1 | 65 |

INDIVIDUAL SCORING

TAMPA BAY LIGHTNING

| Player | GP | G | A | P | +/- | PIM |
|-----------|----|---|---|---|-----|-----|
| Point | 2 | 1 | 0 | 1 | 0 | 2 |
| Stamkos | 2 | 1 | 0 | 1 | 0 | 0 |
| Killorn | 2 | 0 | 1 | 1 | 0 | 0 |
| Miller | 2 | 0 | 1 | 1 | 0 | 0 |
| Cirelli | 2 | 0 | 1 | 1 | 0 | 0 |
| McDonagh | 2 | 0 | 1 | 1 | -1 | 6 |
| Johnson | 2 | 0 | 0 | 0 | -1 | 0 |
| Kucherov | 2 | 0 | 0 | 0 | -2 | 2 |
| Sergachev | 2 | 0 | 0 | 0 | -1 | 0 |
| Hedman | 2 | 0 | 0 | 0 | 0 | 0 |
| Joseph | 2 | 0 | 0 | 0 | 0 | 0 |
| Callahan | 1 | 0 | 0 | 0 | 0 | 0 |
| Coburn | 2 | 0 | 0 | 0 | 0 | 2 |
| Erne | 2 | 0 | 0 | 0 | 0 | 0 |
| Girardi | 1 | 0 | 0 | 0 | 0 | 0 |
| Gourde | 1 | 0 | 0 | 0 | 0 | 0 |
| Cernak | 1 | 0 | 0 | 0 | 2 | 0 |
| Palat | 1 | 0 | 0 | 0 | -1 | 0 |
| Paquette | 2 | 0 | 0 | 0 | 0 | 0 |
| Stralman | 1 | 0 | 0 | 0 | 0 | 0 |
| Rutta | 1 | 0 | 0 | 0 | -1 | 0 |

Power Play: 0-5 (0%)

ST. LOUIS BLUES

| Player | GP | G | A | P | +/- | PIM |
|--------------|----|---|---|---|-----|-----|
| Schenn | 2 | 2 | 1 | 3 | 1 | 0 |
| Tarasenko | 2 | 1 | 2 | 3 | 1 | 0 |
| Thomas | 2 | 1 | 0 | 1 | 0 | 0 |
| Steen | 2 | 1 | 0 | 1 | 1 | 0 |
| Barbashev | 2 | 0 | 1 | 1 | 1 | 0 |
| Maroon | 2 | 0 | 1 | 1 | 0 | 2 |
| Sanford | 2 | 0 | 1 | 1 | 1 | 2 |
| Dunn | 2 | 0 | 1 | 1 | 0 | 2 |
| O'Reilly | 2 | 0 | 1 | 1 | 0 | 0 |
| Parayko | 2 | 0 | 1 | 1 | 1 | 0 |
| Schwartz | 2 | 0 | 0 | 0 | -1 | 0 |
| Bortuzzo | 2 | 0 | 0 | 0 | 1 | 2 |
| Edmundson | 1 | 0 | 0 | 0 | 0 | 0 |
| Bozak | 2 | 0 | 0 | 0 | 0 | 0 |
| MacEachern | 1 | 0 | 0 | 0 | 0 | 0 |
| Pietrangelo | 2 | 0 | 0 | 0 | 0 | 2 |
| Bouwmeest... | 2 | 0 | 0 | 0 | 0 | 0 |
| Del Zotto | 1 | 0 | 0 | 0 | 0 | 0 |
| Perron | 1 | 0 | 0 | 0 | -2 | 2 |
| Sundqvist | 2 | 0 | 0 | 0 | -1 | 0 |

Power Play: 1-5 (20%)

GOALTENDING

TAMPA BAY LIGHTNING

| GOALIE | GP | MIN | W-L-OT | SO | GA | SA | SV | GAA | SV% |
|-------------|----|--------|--------|----|----|----|----|------|------|
| Vasilevskiy | 2 | 122:01 | 0-1-1 | 0 | 5 | 65 | 60 | 2.46 | .910 |

ST. LOUIS BLUES

| GOALIE | GP | MIN | W-L-OT | SO | GA | SA | SV | GAA | SV% |
|------------|----|-----|--------|----|----|----|----|------|------|
| Binnington | 2 | 124 | 2-0-0 | 1 | 3 | 74 | 71 | 1.45 | .965 |

TORONTO MAPLE LEAFS



40 Bay Street
Toronto, Ontario, Canada M5J 2X2
Phone: (416) 815-5700
Website: mapleleafs.nhl.com
Team Colors: Blue, White
Inaugural Season: 1917-18
Arena: Scotiabank Arena (18,819)
Stanley Cup Titles: 13 (1918, 1922, 1932, 1942, 1945, 1947, 1948, 1949, 1951, 1962, 1963, 1964, 1967)
Television: Leafs TV, Sportsnet Ontario, TSN4
Radio: CJLC-AM 590, CHUM-AM 1050
General Manager: Kyle Dubas
Head Coach: Mike Babcock
Assistant Coaches: Jim Hiller, D.J. Smith, Andrew Brewer
Media & Communications Managers: Steve Keogh, Scott McNaughton, Chris Lund, Colin McBride

2019-2020 SCHEDULE

| DATE | SITE | TIME |
|-------------|-----------|---------|
| October 10 | Toronto | 7:00 PM |
| February 25 | Tampa Bay | 7:00 PM |
| March 10 | Toronto | 7:00 PM |
| March 25 | Tampa Bay | 7:00 PM |

ALL-TIME SERIES

| SEASON | OVERALL | | | | | | | | HOME | | | | | | | | ROAD | | | | | | | |
|---------|--------------|----|----|---|-----|-----|-----|-----|------|----|----|---|-----|-----|-----|-----|------|----|----|---|-----|-----|-----|-----|
| | GP | W | L | T | OTL | PTS | GF | GA | GP | W | L | T | OTL | PTS | GF | GA | GP | W | L | T | OTL | PTS | GF | GA |
| 2018-19 | 4 | 3 | 1 | - | 0 | 6 | 15 | 8 | 2 | 1 | 1 | - | 0 | 2 | 6 | 5 | 2 | 2 | 0 | - | 0 | 4 | 9 | 3 |
| 2017-18 | 4 | 3 | 1 | - | 0 | 6 | 13 | 10 | 2 | 2 | 0 | - | 0 | 4 | 8 | 6 | 2 | 1 | 1 | - | 0 | 2 | 5 | 4 |
| 2016-17 | 4 | 2 | 1 | - | 1 | 5 | 13 | 12 | 2 | 0 | 1 | - | 1 | 1 | 2 | 8 | 2 | 2 | 0 | - | 0 | 4 | 11 | 4 |
| 2015-16 | 5 | 4 | 1 | - | 0 | 8 | 12 | 9 | 2 | 2 | 0 | - | 0 | 4 | 4 | 0 | 3 | 2 | 1 | - | 0 | 4 | 8 | 9 |
| 2014-15 | 4 | 2 | 2 | - | 0 | 4 | 10 | 12 | 2 | 2 | 0 | - | 0 | 4 | 7 | 4 | 2 | 0 | 2 | - | 0 | 0 | 3 | 8 |
| 2013-14 | 4 | 2 | 2 | - | 0 | 4 | 11 | 10 | 2 | 1 | 1 | - | 0 | 2 | 4 | 4 | 2 | 1 | 1 | - | 0 | 2 | 7 | 6 |
| 2012-13 | 3 | 2 | 1 | - | 0 | 4 | 11 | 8 | 2 | 2 | 0 | - | 0 | 4 | 9 | 4 | 1 | 0 | 1 | - | 0 | 0 | 2 | 4 |
| 2011-12 | 4 | 0 | 3 | - | 1 | 1 | 7 | 20 | 2 | 0 | 2 | - | 0 | 0 | 2 | 10 | 2 | 0 | 1 | - | 1 | 1 | 5 | 10 |
| 2010-11 | 4 | 4 | 0 | - | 0 | 8 | 16 | 5 | 2 | 2 | 0 | - | 0 | 4 | 6 | 0 | 2 | 2 | 0 | - | 0 | 4 | 10 | 5 |
| 2009-10 | 4 | 2 | 1 | - | 1 | 5 | 11 | 11 | 2 | 1 | 1 | - | 0 | 2 | 6 | 6 | 2 | 1 | 0 | - | 1 | 3 | 5 | 5 |
| 2008-09 | 4 | 3 | 0 | - | 1 | 7 | 16 | 10 | 2 | 1 | 0 | - | 1 | 3 | 9 | 7 | 2 | 2 | 0 | - | 0 | 4 | 7 | 3 |
| 2007-08 | 4 | 2 | 1 | - | 1 | 5 | 9 | 12 | 2 | 2 | 0 | - | 0 | 4 | 5 | 3 | 2 | 0 | 1 | - | 1 | 1 | 4 | 9 |
| 2006-07 | 4 | 0 | 4 | - | 0 | 0 | 10 | 16 | 2 | 0 | 2 | - | 0 | 0 | 4 | 8 | 2 | 0 | 2 | - | 0 | 0 | 6 | 8 |
| 2005-06 | 4 | 2 | 2 | - | 0 | 4 | 9 | 13 | 2 | 2 | 0 | - | 0 | 4 | 5 | 3 | 2 | 0 | 2 | - | 0 | 0 | 4 | 10 |
| 2004-05 | DID NOT PLAY | | | | | | | | | | | | | | | | | | | | | | | |
| 2003-04 | 4 | 2 | 1 | 1 | 0 | 5 | 15 | 12 | 2 | 1 | 0 | 1 | 0 | 3 | 8 | 7 | 2 | 1 | 1 | 0 | 0 | 2 | 7 | 5 |
| 2002-03 | 4 | 0 | 2 | 0 | 2 | 2 | 9 | 13 | 2 | 0 | 1 | 0 | 1 | 1 | 3 | 5 | 2 | 0 | 1 | 0 | 1 | 1 | 6 | 8 |
| 2001-02 | 4 | 0 | 4 | 0 | 0 | 0 | 7 | 17 | 2 | 0 | 2 | 0 | 0 | 0 | 3 | 7 | 2 | 0 | 2 | 0 | 0 | 0 | 4 | 10 |
| 2000-01 | 4 | 2 | 1 | 1 | 0 | 5 | 10 | 8 | 2 | 1 | 1 | 0 | 0 | 2 | 5 | 5 | 2 | 1 | 0 | 1 | 0 | 3 | 5 | 3 |
| 1999-00 | 3 | 0 | 3 | 0 | 0 | 0 | 7 | 13 | 2 | 0 | 2 | 0 | 0 | 0 | 5 | 9 | 1 | 0 | 1 | 0 | 0 | 0 | 2 | 4 |
| 1998-99 | 4 | 0 | 4 | 0 | - | 0 | 8 | 18 | 2 | 0 | 2 | 0 | - | 0 | 3 | 7 | 2 | 0 | 2 | 0 | - | 0 | 5 | 11 |
| 1997-98 | 2 | 0 | 2 | 0 | - | 0 | 4 | 10 | 1 | 0 | 1 | 0 | - | 0 | 2 | 5 | 1 | 0 | 1 | 0 | - | 0 | 2 | 5 |
| 1996-97 | 2 | 1 | 1 | 0 | - | 2 | 8 | 7 | 1 | 0 | 1 | 0 | - | 0 | 1 | 3 | 1 | 1 | 0 | 0 | - | 2 | 7 | 4 |
| 1995-96 | 2 | 1 | 1 | 0 | - | 2 | 7 | 7 | 1 | 0 | 1 | 0 | - | 0 | 4 | 5 | 1 | 1 | 0 | 0 | - | 2 | 3 | 2 |
| 1994-95 | - | - | - | - | - | - | - | - | - | - | - | - | - | - | - | - | - | - | - | - | - | - | - | - |
| 1993-94 | 3 | 2 | 1 | 0 | - | 4 | 3 | 3 | 1 | 0 | 1 | 0 | - | 0 | 0 | 2 | 2 | 2 | 0 | 0 | - | 4 | 3 | 1 |
| 1992-93 | 9 | 2 | 7 | 0 | - | 4 | 19 | 39 | 4 | 1 | 3 | 0 | - | 2 | 8 | 16 | 5 | 1 | 4 | 0 | - | 2 | 11 | 23 |
| TOTALS | 97 | 41 | 47 | 2 | 7 | 91 | 260 | 303 | 48 | 21 | 23 | 1 | 3 | 46 | 119 | 139 | 49 | 20 | 24 | 1 | 4 | 45 | 142 | 164 |



2018-19 SEASON SUMMARY

WON: 3 LOST: 1 OT: 0

AT TAMPA BAY LIGHTNING

| DATE | TEAM | OPPONENT | ATTEND | GOALTENDERS | W GOAL |
|-------------|-------------|---------------|--------|--------------------------|-----------------|
| 13 Dec. '18 | Lightning 4 | Maple Leafs 1 | 19,092 | Vasilevskiy vs. Andersen | Nikita Kucherov |
| 17 Jan. '19 | Lightning 2 | Maple Leafs 4 | 19,092 | Vasilevskiy vs. Andersen | Mitchell Marner |

AT TORONTO MAPLE LEAFS

| DATE | TEAM | OPPONENT | ATTEND | GOALTENDERS | W GOAL |
|-------------|-------------|---------------|--------|--------------------------|---------------|
| 11 Mar. '19 | Lightning 6 | Maple Leafs 2 | 19,491 | Vasilevskiy vs. Andersen | Tyler Johnson |
| 4 Apr. '19 | Lightning 3 | Maple Leafs 1 | 19,400 | Vasilevskiy vs. Andersen | Alex Killorn |

GOALS BY PERIOD

| | 1ST | 2ND | 3RD | OT | TOTAL |
|-------------|-----|-----|-----|----|-------|
| LIGHTNING | 4 | 8 | 3 | 0 | 15 |
| MAPLE LEAFS | 3 | 3 | 2 | 0 | 8 |

SHOTS BY PERIOD

| | 1ST | 2ND | 3RD | OT | TOTAL |
|-------------|-----|-----|-----|----|-------|
| LIGHTNING | 43 | 45 | 42 | 0 | 130 |
| MAPLE LEAFS | 37 | 50 | 51 | 0 | 138 |

INDIVIDUAL SCORING

TAMPA BAY LIGHTNING

| Player | GP | G | A | P | +/- | PIM |
|-----------|----|---|---|---|-----|-----|
| Kucherov | 4 | 2 | 3 | 5 | 0 | 2 |
| McDonagh | 3 | 0 | 4 | 4 | 4 | 0 |
| Johnson | 4 | 3 | 0 | 3 | 1 | 0 |
| Killorn | 4 | 2 | 1 | 3 | 2 | 2 |
| Cirelli | 4 | 2 | 1 | 3 | 2 | 0 |
| Stamkos | 4 | 1 | 2 | 3 | 0 | 2 |
| Hedman | 3 | 1 | 2 | 3 | 1 | 2 |
| Point | 4 | 1 | 2 | 3 | -1 | 0 |
| Paquette | 4 | 2 | 0 | 2 | 2 | 2 |
| Gourde | 4 | 0 | 2 | 2 | 0 | 2 |
| Sergachev | 4 | 0 | 2 | 2 | 0 | 2 |
| Rutta | 2 | 0 | 2 | 2 | 1 | 0 |
| Miller | 3 | 0 | 2 | 2 | 2 | 0 |
| Palat | 4 | 1 | 0 | 1 | -1 | 0 |
| Coburn | 4 | 0 | 1 | 1 | 1 | 2 |
| Callahan | 3 | 0 | 1 | 1 | 2 | 2 |
| Girardi | 2 | 0 | 1 | 1 | 1 | 2 |
| Erne | 4 | 0 | 0 | 0 | 0 | 0 |
| Cernak | 4 | 0 | 0 | 0 | 1 | 4 |
| Joseph | 2 | 0 | 0 | 0 | 1 | 2 |
| Stralman | 3 | 0 | 0 | 0 | -1 | 0 |

Power Play: 2-9 (22.22%)

TORONTO MAPLE LEAFS

| Player | GP | G | A | P | +/- | PIM |
|-----------|----|---|---|---|-----|-----|
| Kadri | 3 | 1 | 2 | 3 | 1 | 4 |
| Zaitsev | 4 | 0 | 3 | 3 | -1 | 0 |
| Marner | 4 | 2 | 0 | 2 | -1 | 0 |
| Hyman | 3 | 1 | 1 | 2 | -1 | 2 |
| Kapanen | 2 | 1 | 1 | 2 | 4 | 2 |
| Tavares | 4 | 0 | 2 | 2 | 0 | 0 |
| Johnsson | 4 | 0 | 2 | 2 | -2 | 0 |
| Matthews | 4 | 1 | 0 | 1 | -3 | 0 |
| Brown | 4 | 1 | 0 | 1 | 0 | 0 |
| Marleau | 4 | 0 | 1 | 1 | -1 | 0 |
| Lindholm | 2 | 0 | 0 | 0 | -1 | 0 |
| Gardiner | 3 | 0 | 0 | 0 | 0 | 0 |
| Nylander | 4 | 0 | 0 | 0 | -5 | 2 |
| Rielly | 4 | 0 | 0 | 0 | -1 | 0 |
| Ennis | 4 | 0 | 0 | 0 | -4 | 0 |
| Hainsey | 4 | 0 | 0 | 0 | 1 | 0 |
| Dermott | 3 | 0 | 0 | 0 | -2 | 4 |
| Gauthier | 4 | 0 | 0 | 0 | -3 | 0 |
| Muzzin | 1 | 0 | 0 | 0 | -2 | 2 |
| Marincin | 1 | 0 | 0 | 0 | 0 | 0 |
| Ozhiganov | 3 | 0 | 0 | 0 | -1 | 2 |
| Moore | 2 | 0 | 0 | 0 | -1 | 2 |
| Rosen | 1 | 0 | 0 | 0 | -1 | 0 |

Power Play: 0-12 (0%)

GOALTENDING

TAMPA BAY LIGHTNING

| GOALIE | GP | MIN | W-L-OT | SO | GA | SA | SV | GAA | SV% |
|-------------|----|--------|--------|----|----|-----|-----|------|------|
| Vasilevskiy | 4 | 236:40 | 3-1-0 | 0 | 7 | 137 | 130 | 1.78 | .944 |

TORONTO MAPLE LEAFS

| GOALIE | GP | MIN | W-L-OT | SO | GA | SA | SV | GAA | SV% |
|----------|----|--------|--------|----|----|-----|----|------|------|
| Andersen | 4 | 202:18 | 1-3-0 | 0 | 12 | 106 | 94 | 3.56 | .912 |
| Sparks | 1 | 35:10 | 0-0-0 | 0 | 2 | 23 | 21 | 3.42 | .913 |

VANCOUVER CANUCKS



800 Griffiths Way
Vancouver, British Columbia, Canada V6B 6G1
Phone: (604) 899-4600
Website: canucks.nhl.com
Team Colors: Blue, Green, Silver, White
Inaugural Season: 1970-71
Arena: Rogers Arena (18,910)
Stanley Cup Titles: None
Television: Sportsnet Pacific, Sportsnet One
Radio: CKST-AM 1040
General Manager: Jim Benning
Head Coach: Travis Green
Assistant Coaches: Nolan Baumgartner, Newell Brown, Doug Jarvis, Manny Malhotra

Media & Communications Managers: Chris Brumwell, Ben Brown, Stephanie Maniago, Alfred De vera

2019-2020 SCHEDULE

| DATE | SITE | TIME |
|-----------|-----------|----------|
| January 7 | Tampa Bay | 7:00 PM |
| March 18 | Vancouver | 10:00 PM |

ALL-TIME SERIES

| SEASON | OVERALL | | | | | | HOME | | | | | | ROAD | | | | | |
|---------|---------|----|----|---|-----|-----|------|---|---|---|-----|-----|------|---|---|---|-----|-----|
| | GP | W | L | T | OTL | PTS | GP | W | L | T | OTL | PTS | GP | W | L | T | OTL | PTS |
| 2018-19 | 2 | 1 | 1 | - | 0 | 2 | 1 | 0 | 1 | - | 0 | 1 | 1 | 1 | 0 | - | 0 | 2 |
| 2017-18 | 2 | 2 | 0 | - | 0 | 4 | 1 | 1 | 0 | - | 0 | 2 | 1 | 1 | 0 | - | 0 | 2 |
| 2016-17 | 2 | 0 | 2 | - | 0 | 0 | 1 | 0 | 0 | - | 0 | 1 | 1 | 0 | 0 | - | 0 | 2 |
| 2015-16 | 2 | 0 | 2 | - | 0 | 0 | 1 | 0 | 1 | - | 0 | 1 | 1 | 0 | 1 | - | 0 | 0 |
| 2014-15 | 2 | 0 | 1 | - | 1 | 1 | 1 | 0 | 1 | - | 0 | 3 | 1 | 0 | 0 | - | 1 | 1 |
| 2013-14 | 2 | 1 | 1 | - | 0 | 2 | 1 | 1 | 0 | - | 0 | 2 | 1 | 0 | 1 | - | 0 | 2 |
| 2012-13 | - | - | - | - | - | - | - | - | - | - | - | - | - | - | - | - | - | - |
| 2011-12 | 2 | 0 | 2 | - | 0 | 0 | 1 | 0 | 1 | - | 0 | 1 | 1 | 0 | 1 | - | 0 | 0 |
| 2010-11 | 1 | 1 | 0 | - | 0 | 2 | 1 | 1 | 0 | - | 0 | 2 | - | - | - | - | - | - |
| 2009-10 | 1 | 1 | 0 | - | 0 | 2 | - | - | - | - | - | - | 1 | 1 | 0 | - | 0 | 2 |
| 2008-09 | 1 | 0 | 0 | - | 1 | 1 | 1 | 0 | 0 | - | 1 | 1 | - | - | - | - | - | - |
| 2007-08 | 1 | 1 | 0 | - | 0 | 2 | - | - | - | - | - | - | 1 | 1 | 0 | - | 0 | 2 |
| 2006-07 | - | - | - | - | - | - | - | - | - | - | - | - | - | - | - | - | - | - |
| 2005-06 | 1 | 1 | 0 | - | 0 | 2 | 1 | 1 | 0 | - | 0 | 2 | - | - | - | - | - | - |
| 2004-05 | - | - | - | - | - | - | - | - | - | - | - | - | - | - | - | - | - | - |
| 2003-04 | 2 | 0 | 0 | 1 | 1 | 2 | 1 | 0 | 0 | 1 | 0 | 1 | 1 | 0 | 0 | 1 | 1 | 3 |
| 2002-03 | 1 | 0 | 1 | 0 | 0 | 0 | 1 | - | - | - | - | - | 1 | 0 | 1 | 0 | 0 | 1 |
| 2001-02 | 1 | 1 | 0 | 0 | 0 | 2 | 1 | 1 | 0 | 0 | 0 | 2 | - | - | - | - | - | - |
| 2000-01 | 2 | 1 | 1 | 0 | 0 | 2 | 1 | 1 | 0 | 0 | 0 | 2 | 1 | 0 | 1 | 0 | 0 | 1 |
| 1999-00 | 1 | 0 | 1 | 0 | 0 | 0 | 1 | 0 | 1 | 0 | 0 | 0 | - | - | - | - | - | - |
| 1998-99 | 2 | 0 | 2 | 0 | - | 0 | 1 | 0 | 1 | 0 | - | 0 | 1 | 0 | 1 | 0 | - | 0 |
| 1997-98 | 2 | 0 | 1 | 1 | - | 1 | 1 | 0 | 0 | 1 | - | 1 | 1 | 0 | 1 | 0 | - | 0 |
| 1996-97 | 2 | 1 | 1 | 0 | - | 2 | 1 | 1 | 0 | 0 | - | 2 | 1 | 0 | 1 | 0 | - | 0 |
| 1995-96 | 2 | 0 | 2 | 0 | - | 0 | 1 | 0 | 1 | 0 | - | 0 | 1 | 0 | 1 | 0 | - | 0 |
| 1994-95 | - | - | - | - | - | - | - | - | - | - | - | - | - | - | - | - | - | - |
| 1993-94 | 2 | 1 | 1 | 0 | - | 2 | 1 | 1 | 0 | 0 | - | 2 | 1 | 0 | 1 | 0 | - | 0 |
| 1992-93 | 7 | 2 | 4 | 1 | - | 5 | 4 | 1 | 2 | 1 | - | 3 | 3 | 1 | 2 | 0 | - | 2 |
| TOTALS | 36 | 14 | 17 | 2 | 3 | 33 | 18 | 8 | 7 | 0 | 2 | 18 | 18 | 6 | 9 | 2 | 1 | 15 |

SERIES INFORMATION

Last Lightning Win: Dec. 18, 2018 (Lightning 5 @ Vancouver 2)
Last Vancouver Win: Oct. 11, 2018 (Vancouver 4 @ lightning 1)
Last Tie: Dec. 10, 2001 (Lightning 1 @ Vancouver 1)
Last Lightning Overtime Win: Jan. 9, 2016 (Lightning 3 @ Vancouver 2, OT)
Last Vancouver Overtime Win: Jan. 21, 2004 (Lightning 4 @ Vancouver 5)
Last Lightning Shootout Win: None
Last Vancouver Shootout Win: Jan. 10, 2012 (Vancouver 5 @ Lightning 4)
Last Lightning Shutout: None
Last Vancouver Shutout: Jan. 4, 1993 (Lightning 0 @ Vancouver 7)
Last Lightning Win at Home: Feb. 8, 2018 (Vancouver 2 @ Lightning 5)
Last Vancouver Win at Home: Dec. 16, 2016 (Lightning 2 @ Vancouver 4)
Last Lightning Win at Vancouver: Dec. 18, 2018 (Lightning 5 @ Vancouver 2)
Last Vancouver Win at Tampa Bay: Oct. 11, 2018 (Vancouver 4 @ Lightning 1)
Most Goals by Lightning: 5, 5x, Dec. 18, 2018 (Lightning 5 @ Vancouver 2)
Most Goals by Vancouver: 9, Jan. 6, 1996 (Lightning 2 @ Vancouver 9)
Most Goals by Both Teams: 11, 2x, Last: Oct. 19, 1999 (Vancouver 6 @ Lightning 5)
Last Lightning Hat Trick: None
Last Vancouver Hat Trick: Mason Raymond, Jan. 6, 1996 (Lightning 2 @ Vancouver 9)

2018-19 SEASON SUMMARY

WON: 1 LOST: 1 OT: 0

AT TAMPA BAY LIGHTNING

| DATE | TEAM | OPPONENT | ATTEND | GOALTENDERS | W GOAL |
|-------------|-------------|-----------|--------|-------------------------|--------------|
| 11 Oct. '18 | Lightning 1 | Canucks 4 | 19,092 | Vasilevskiy vs. Nilsson | Brock Boeser |

AT VANCOUVER CANUCKS

| DATE | TEAM | OPPONENT | ATTEND | GOALTENDERS | W GOAL |
|-------------|-------------|-------------|--------|-------------------------|-----------|
| 18 Dec. '18 | Lightning 5 | Vancouver 2 | 17,193 | Vasilevskiy vs. Nilsson | Adam Erne |

GOALS BY PERIOD

| | 1ST | 2ND | 3RD | OT | TOTAL |
|-----------|-----|-----|-----|----|-------|
| LIGHTNING | 3 | 1 | 2 | 0 | 6 |
| CANUCKS | 1 | 0 | 5 | 0 | 6 |

SHOTS BY PERIOD

| | 1ST | 2ND | 3RD | OT | TOTAL |
|-----------|-----|-----|-----|----|-------|
| LIGHTNING | 29 | 18 | 24 | 0 | 71 |
| CANUCKS | 21 | 24 | 21 | 0 | 66 |

INDIVIDUAL SCORING

TAMPA BAY LIGHTNING

| Player | GP | G | A | P | +/- | PIM |
|-----------|----|---|---|---|-----|-----|
| Kucherov | 2 | 1 | 1 | 2 | 1 | 0 |
| Erne | 2 | 1 | 1 | 2 | 0 | 0 |
| Point | 2 | 1 | 1 | 2 | 2 | 0 |
| Johnson | 2 | 0 | 2 | 2 | 0 | 2 |
| Stamkos | 2 | 1 | 0 | 1 | -2 | 0 |
| Gourde | 2 | 0 | 1 | 1 | 0 | 17 |
| Hedman | 2 | 0 | 1 | 1 | -1 | 2 |
| Martel | 1 | 0 | 1 | 1 | 2 | 4 |
| Stralman | 2 | 0 | 1 | 1 | 1 | 0 |
| Coburn | 1 | 0 | 1 | 1 | 1 | 0 |
| Girardi | 2 | 0 | 1 | 1 | 1 | 0 |
| Sergachev | 2 | 0 | 0 | 0 | 1 | 0 |
| Joseph | 1 | 0 | 0 | 0 | -2 | 2 |
| Killorn | 2 | 0 | 0 | 0 | -2 | 6 |
| Cirelli | 2 | 0 | 0 | 0 | -2 | 2 |
| McDonagh | 1 | 0 | 0 | 0 | 1 | 0 |
| Cernak | 1 | 0 | 0 | 0 | -1 | 2 |

Power Play: 0-9 (0%)

VANCOUVER CANUCKS

| Player | GP | G | A | P | +/- | PIM |
|------------|----|---|---|---|-----|-----|
| Virtanen | 1 | 1 | 1 | 2 | 2 | 0 |
| Stecher | 2 | 0 | 2 | 2 | 1 | 2 |
| Boeser | 2 | 1 | 0 | 1 | -2 | 6 |
| Pettersson | 2 | 1 | 0 | 1 | -1 | 0 |
| Granlund | 2 | 1 | 0 | 1 | 2 | 0 |
| Motte | 2 | 1 | 0 | 1 | 0 | 0 |
| Tanev | 2 | 1 | 0 | 1 | 2 | 0 |
| Roussel | 1 | 0 | 1 | 1 | 0 | 7 |
| Pouliot | 2 | 0 | 1 | 1 | 1 | 0 |
| Edler | 2 | 0 | 0 | 0 | 2 | 0 |
| Baertschi | 1 | 0 | 0 | 0 | 1 | 0 |
| Horvat | 2 | 0 | 0 | 0 | -1 | 0 |
| Sutter | 1 | 0 | 0 | 0 | 1 | 0 |
| Schaller | 1 | 0 | 0 | 0 | 0 | 0 |
| Goldobin | 1 | 0 | 0 | 0 | 0 | 2 |
| Beagle | 2 | 0 | 0 | 0 | 2 | 0 |
| Leivo | 1 | 0 | 0 | 0 | -2 | 2 |
| Eriksson | 2 | 0 | 0 | 0 | 0 | 0 |
| Gudbranson | 2 | 0 | 0 | 0 | -3 | 4 |
| Hutton | 2 | 0 | 0 | 0 | -3 | 5 |

Power Play: 0-10 (0%)

GOALTENDING

TAMPA BAY LIGHTNING

| GOALIE | GP | MIN | W-L-OT | SO | GA | SA | SV | GAA | SV% |
|-------------|----|--------|--------|----|----|----|----|------|------|
| Vasilevskiy | 2 | 118:06 | 1-1-0 | 0 | 4 | 64 | 60 | 2.03 | .935 |

VANCOUVER CANUCKS

| GOALIE | GP | MIN | W-L-OT | SO | GA | SA | SV | GAA | SV% |
|---------|----|--------|--------|----|----|----|----|------|------|
| Nilsson | 2 | 119:31 | 1-1-0 | 0 | 5 | 70 | 65 | 2.51 | .930 |



VEGAS GOLDEN KNIGHTS



3780 South Las Vegas Blvd.
Las Vegas, NV 89158
Phone: (702) 692-1600
Website: goldenknights.nhl.com
Team Colors: Steel Grey, Gold, Red, Black
Inaugural Season: 2017-18
Arena: T-Mobile Arena (17,500)
Stanley Cup Titles: None
Television: AT&T SportsNet
Radio: FOX Sports 98.9 Fm/1340AM
General Manager: George McPhee
Head Coach: Gerard Gallant
Assistant Coaches: Mike Kelly, Ryan Craig, Ryan McGill
Eric Tosi, Sage Sammons, Alyssa Girardi

Media & Communications Manager

2019-2020 SCHEDULE

| DATE | SITE | TIME |
|-------------|-----------|------------|
| February 4 | Tampa Bay | 7:00 p.m. |
| February 20 | Vegas | 10:00 p.m. |

ALL-TIME SERIES

| SEASON | OVERALL | | | | | | | | HOME | | | | | | | | ROAD | | | | | | | |
|---------|---------|---|---|---|-----|-----|----|----|------|---|---|---|-----|-----|----|----|------|---|---|---|-----|-----|----|----|
| | GP | W | L | T | OTL | PTS | GF | GA | GP | W | L | T | OTL | PTS | GF | GA | GP | W | L | T | OTL | PTS | GF | GA |
| 2018-19 | 2 | 1 | 0 | - | 1 | 3 | 5 | 5 | 1 | 0 | 0 | - | 1 | 1 | 2 | 3 | 1 | 1 | 0 | - | 0 | 2 | 3 | 2 |
| 2017-18 | 2 | 0 | 2 | - | 0 | 0 | 4 | 8 | 1 | 0 | 1 | - | 0 | 0 | 1 | 4 | 1 | 0 | 1 | - | 0 | 0 | 3 | 4 |
| TOTALS | 4 | 1 | 2 | - | 1 | 3 | 9 | 13 | 2 | 0 | 1 | - | 1 | 1 | 3 | 7 | 2 | 1 | 1 | - | 0 | 2 | 6 | 6 |

SERIES INFORMATION

Last Lightning Win: Oct. 26, 2018 (Lightning 3 @ Vegas 2)
Last Vegas Win: Feb. 5, 2019 (Vegas 3 @ Lightning 2 SO)
Last Tie: None
Last Lightning Overtime Win: None
Last Vegas Overtime Win: None
Last Lightning Shootout Win: None
Last Vegas Shootout Win: Feb. 5, 2019 (Vegas 3 @ Lightning 2 SO)
Last Lightning Shutout: None
Last Vegas Shutout: None
Last Lightning Win at Home: None
Last Vegas Win at Home: Dec. 19, 2017 (Lightning 3 @ Vegas 4)
Last Lightning Win at Vegas: Oct. 26, 2019 (Lightning 3 @ Vegas 2)
Last Vegas Win at Tampa Bay: Feb. 5, 2019 (Vegas 3 @ Lightning 2 SO)
Most Goals by Lightning: 3, 2x most recent, Oct. 26, 2019 (Lightning 3 @ Vegas 2)
Most Goals by Vegas: 4, Jan. 18, 2018 (Vegas 4 @ Lightning 1)
Most Goals by Both Teams: 7, Dec. 19, 2017 (Lightning 3 @ Vegas 4)
Last Lightning Hat Trick: None
Last Vegas Hat Trick: None

2018-19 SEASON SUMMARY

WON: 1 LOST: 0 OT: 1

AT TAMPA BAY LIGHTNING

| DATE | TEAM | OPPONENT | ATTEND | GOALTENDERS | W GOAL |
|------------|-------------|------------------|--------|------------------------|-----------|
| 5 Feb'19** | Lightning 2 | Golden Knights 3 | 19,092 | Vasilevskiy vs. Fleury | Alex Tuch |

* Overtime
** Shootout

AT VEGAS GOLDEN KNIGHTS

| DATE | TEAM | OPPONENT | ATTEND | GOALTENDERS | W GOAL |
|-----------|-------------|------------------|--------|------------------------|-------------|
| 26 Oct'18 | Lightning 3 | Golden Knights 2 | 18,207 | Vasilevskiy vs. Fleury | J.T. Miller |

GOALS BY PERIOD

| | 1ST | 2ND | 3RD | OT | TOTAL |
|-----------|-----|-----|-----|----|-------|
| LIGHTNING | 3 | 2 | 0 | 0 | 5 |
| KNIGHTS | 1 | 1 | 2 | 0 | 4 |

SHOTS BY PERIOD

| | 1ST | 2ND | 3RD | OT | TOTAL |
|-----------|-----|-----|-----|----|-------|
| LIGHTNING | 16 | 20 | 13 | 0 | 49 |
| KNIGHTS | 20 | 17 | 25 | 6 | 68 |

INDIVIDUAL SCORING

TAMPA BAY LIGHTNING

| Player | GP | G | A | P | +/- | PIM |
|-----------|----|---|---|---|-----|-----|
| Stamkos | 2 | 0 | 3 | 3 | 1 | 0 |
| Point | 2 | 2 | 0 | 2 | 1 | 2 |
| Kucherov | 2 | 0 | 2 | 2 | 1 | 0 |
| Joseph | 2 | 1 | 0 | 1 | 1 | 0 |
| Miller | 2 | 1 | 0 | 1 | -1 | 0 |
| Johnson | 2 | 1 | 0 | 1 | 0 | 0 |
| Coburn | 2 | 0 | 1 | 1 | 0 | 2 |
| Killorn | 2 | 0 | 1 | 1 | -1 | 2 |
| Sergachev | 2 | 0 | 1 | 1 | -1 | 0 |
| Hedman | 2 | 0 | 0 | 0 | -1 | 0 |
| Palat | 2 | 0 | 0 | 0 | 0 | 0 |
| Callahan | 1 | 0 | 0 | 0 | 0 | 0 |
| Cirelli | 2 | 0 | 0 | 0 | -1 | 0 |
| McDonagh | 2 | 0 | 0 | 0 | 1 | 0 |
| Girardi | 1 | 0 | 0 | 0 | -1 | 2 |
| Gourde | 1 | 0 | 0 | 0 | -1 | 2 |
| Erne | 1 | 0 | 0 | 0 | 0 | 0 |
| Cernak | 1 | 0 | 0 | 0 | 1 | 0 |
| Paquette | 2 | 0 | 0 | 0 | 0 | 2 |
| Stralman | 2 | 0 | 0 | 0 | 1 | 0 |

Power Play 2-7 (28.57%)

VEGAS GOLDEN KNIGHTS

| Player | GP | G | A | P | +/- | PIM |
|-----------------|----|---|---|---|-----|-----|
| Karlsson | 2 | 1 | 1 | 2 | 0 | 2 |
| Eakin | 2 | 1 | 0 | 2 | 1 | 2 |
| Theodore | 2 | 1 | 0 | 1 | 1 | 0 |
| Zykov | 1 | 1 | 0 | 1 | 1 | 0 |
| Marchessault | 2 | 0 | 1 | 1 | 0 | 0 |
| Carpenter | 2 | 0 | 1 | 1 | -1 | 0 |
| Merrill | 2 | 0 | 1 | 1 | -1 | 2 |
| Tuch | 2 | 0 | 1 | 1 | 0 | 0 |
| Stastny | 1 | 0 | 0 | 0 | 0 | 0 |
| Haula | 1 | 0 | 0 | 0 | 0 | 0 |
| Engelland | 2 | 0 | 0 | 0 | 1 | 0 |
| Pacioretty | 2 | 0 | 0 | 0 | 0 | 0 |
| McNabb | 2 | 0 | 0 | 0 | -1 | 0 |
| Schmidt | 1 | 0 | 0 | 0 | 1 | 2 |
| Pierre-E. Bell. | 2 | 0 | 0 | 0 | -2 | 0 |
| Carrier | 1 | 0 | 0 | 0 | -1 | 0 |
| Reaves | 2 | 0 | 0 | 0 | -1 | 2 |
| Lindberg | 1 | 0 | 0 | 0 | 1 | 0 |
| Miller | 2 | 0 | 0 | 0 | 0 | 0 |
| Pirri | 1 | 0 | 0 | 0 | 1 | 0 |
| Smith | 2 | 0 | 0 | 0 | 0 | 2 |

Power Play: 1-7 (14.29%)

GOALTENDING

TAMPA BAY LIGHTNING

| GOALIE | GP | MIN | W-L-OT | SO | GA | SA | SV | GAA | SV% |
|-------------|----|-----|--------|----|----|----|----|------|------|
| Vasilevskiy | 2 | 125 | 1-0-1 | 0 | 4 | 68 | 64 | 1.92 | .941 |

VEGAS GOLDEN KNIGHTS

| GOALIE | GP | MIN | W-L-OT | SO | GA | SA | SV | GAA | SV% |
|--------|----|--------|--------|----|----|----|----|------|------|
| Fleury | 2 | 122:08 | 1-1-0 | 0 | 5 | 49 | 44 | 2.46 | .897 |



WASHINGTON CAPITALS



601 F Street Northwest
Washington, D.C., 20004
Phone: (202) 266-2200
Website: capitals.nhl.com
Team Colors: Red, Navy, White
Inaugural Season: 1974-75
Arena: Capital One Arena (18,506)
Stanley Cup Titles: None
Television: Comcast SportsNet Washington
Radio: WJFK-AM 1500,
WJFK-FM 106.7
General Manager: Brian MacLellan
Head Coach: Todd Reirden
Assistant Coaches: Blaine Forsythe,
Scott Arniel,
Sergey Kocharov,
Tommy Chalk,
Megan Eichenberg

2019-2020 SCHEDULE

| DATE | SITE | TIME |
|-------------|------------|---------|
| November 29 | Washington | 5:00 PM |
| December 14 | Tampa Bay | 7:00 PM |
| December 21 | Washington | 7:00 PM |

ALL-TIME SERIES

| SEASON | OVERALL | | | | | | HOME | | | | | | ROAD | | | | | |
|---------|---------|----|----|---|-----|-----|--------------|----|----|---|-----|-----|------|----|----|---|-----|-----|
| | GP | W | L | T | OTL | PTS | GP | W | L | T | OTL | PTS | GP | W | L | T | OTL | PTS |
| 2018-19 | 3 | 2 | 1 | - | 0 | 4 | 2 | 1 | 1 | - | 0 | 2 | 1 | 1 | 0 | - | 0 | 2 |
| 2017-18 | 3 | 2 | 1 | - | 0 | 4 | 1 | 1 | 0 | - | 0 | 2 | 2 | 1 | 1 | - | 0 | 2 |
| 2016-17 | 3 | 1 | 2 | - | 0 | 2 | 2 | 1 | 1 | - | 0 | 2 | 1 | 0 | 1 | - | 0 | 0 |
| 2015-16 | 3 | 0 | 3 | - | 0 | 0 | 1 | 0 | 1 | - | 0 | 0 | 2 | 0 | 2 | - | 0 | 0 |
| 2014-15 | 3 | 1 | 2 | - | 0 | 2 | 2 | 1 | 1 | - | 0 | 2 | 1 | 0 | 1 | - | 0 | 0 |
| 2013-14 | 3 | 1 | 1 | - | 1 | 3 | 1 | 0 | 1 | - | 0 | 0 | 2 | 1 | 0 | - | 1 | 3 |
| 2012-13 | 4 | 1 | 2 | - | 1 | 3 | 2 | 1 | 1 | - | 0 | 2 | 2 | 0 | 1 | - | 1 | 7 |
| 2011-12 | 6 | 3 | 1 | - | 2 | 8 | 3 | 3 | 0 | - | 0 | 6 | 3 | 0 | 1 | - | 2 | 10 |
| 2010-11 | 6 | 2 | 3 | - | 1 | 5 | 3 | 1 | 1 | - | 1 | 3 | 3 | 1 | 2 | - | 0 | 2 |
| 2009-10 | 6 | 2 | 4 | - | 0 | 4 | 3 | 1 | 2 | - | 0 | 2 | 3 | 1 | 2 | - | 0 | 2 |
| 2008-09 | 6 | 0 | 6 | 0 | 0 | 0 | 3 | 0 | 3 | 0 | 0 | 0 | 3 | 0 | 3 | 0 | 0 | 0 |
| 2007-08 | 8 | 2 | 5 | - | 1 | 5 | 4 | 1 | 2 | - | 1 | 3 | 4 | 1 | 3 | - | 0 | 2 |
| 2006-07 | 8 | 6 | 2 | - | 0 | 12 | 4 | 3 | 1 | - | 0 | 6 | 4 | 3 | 1 | - | 0 | 6 |
| 2005-06 | 8 | 4 | 2 | - | 2 | 10 | 4 | 3 | 1 | - | - | 6 | 4 | 1 | 1 | - | 2 | 4 |
| 2004-05 | | | | | | | DID NOT PLAY | | | | | | | | | | | |
| 2003-04 | 6 | 4 | 2 | 0 | 0 | 8 | 3 | 2 | 1 | 0 | 0 | 4 | 3 | 2 | 1 | 0 | 0 | 4 |
| 2002-03 | 5 | 2 | 3 | 0 | 0 | 4 | 3 | 2 | 1 | 0 | 0 | 4 | 2 | 0 | 2 | 0 | 0 | 2 |
| 2001-02 | 5 | 0 | 4 | 1 | 0 | 1 | 2 | 0 | 1 | 1 | 0 | 1 | 3 | 0 | 3 | 0 | 0 | 4 |
| 2000-01 | 5 | 1 | 4 | 0 | 0 | 2 | 3 | 1 | 2 | 0 | 0 | 2 | 2 | 0 | 2 | 0 | 0 | 2 |
| 1999-00 | 5 | 0 | 5 | 0 | 0 | 0 | 2 | 0 | 2 | 0 | 0 | 0 | 5 | 0 | 3 | 0 | 0 | 5 |
| 1998-99 | 5 | 2 | 3 | 0 | - | 4 | 3 | 1 | 2 | 0 | - | 2 | 7 | 2 | 1 | 1 | 0 | - |
| 1997-98 | 5 | 3 | 2 | 0 | - | 6 | 2 | 1 | 1 | 0 | - | 2 | 3 | 2 | 1 | 0 | - | 4 |
| 1996-97 | 5 | 1 | 4 | 0 | - | 2 | 3 | 1 | 2 | 0 | - | 2 | 2 | 0 | 2 | 0 | - | 0 |
| 1995-96 | 6 | 2 | 2 | 2 | - | 6 | 3 | 1 | 1 | 1 | - | 3 | 3 | 1 | 1 | 1 | - | 3 |
| 1994-95 | 4 | 0 | 3 | 1 | - | 1 | 2 | 0 | 2 | 0 | - | 0 | 2 | 0 | 1 | 1 | - | 1 |
| 1993-94 | 5 | 1 | 3 | 1 | - | 3 | 2 | 0 | 2 | 0 | - | 0 | 1 | 1 | 1 | 1 | - | 3 |
| 1992-93 | 2 | 0 | 1 | 1 | - | 1 | 1 | 0 | 1 | 0 | - | 0 | 1 | 0 | 0 | 1 | - | 1 |
| TOTALS | 131 | 51 | 70 | 6 | 8 | 100 | 64 | 26 | 34 | 2 | 2 | 56 | 64 | 17 | 37 | 4 | 6 | 44 |

SERIES INFORMATION

Last Lightning Win: Mar. 20, 2019 (Lightning 5 @ Washington 4 OT)
Last Washington Win: Mar. 30, 2019 (Washington 3 @ Lightning 6)
Last Tie: Oct. 23, 2001 (Lightning 1 vs. Washington 1)
Last Lightning Overtime Win: Mar. 20, 2019 (Lightning 5 @ Washington 4 OT)
Last Washington Overtime Win: Apr. 13, 2013 (Lightning 5 @ Washington 6)
Last Lightning Shootout Win: Dec. 3, 2016 (Washington 1 @ Lightning 2, SO)
Last Washington Shootout Win: Dec. 10, 2013 (Lightning 5 @ Washington 6)
Last Lightning Shutout: Apr. 13, 2014 (Lightning 1 @ Washington 0, SO)
Last Washington Shutout: Dec. 23, 2016 (Lightning 0 @ Washington 4)
Last Lightning Win at Home: Mar. 16, 2019 (Washington 3 @ Lightning 6)
Last Washington Win at Home: Nov. 24, 2017 (Lightning 1 @ Washington 3)
Last Lightning Win at Washington: Mar. 20, 2019 (Lightning 5 @ Washington 4 OT)
Last Washington Win at Tampa Bay: Mar. 30, 2019 (Washington 6 @ Lightning 3)
Most Goals by Lightning: 7, Jan. 12, 2010 (Washington 4 @ Lightning 7)
Most Goals by Washington: 10, Feb. 3, 1999 (Lightning 1 @ Washington 10)
Most Goals by Both Teams: 11, 5x, Last: Dec. 10, 2013 (Lightning 5 @ Washington 6, SO)
Last Lightning Hat Trick: Alex Killorn, March 16, 2019 (Washington 3 @ Lightning 6)
Last Washington Hat Trick: Nicklas Backstrom, Dec. 13, 2014 (Lightning 2 @ Washington 4)

2018-19 SEASON SUMMARY

WON: 2 LOST: 1 OT: 0

AT TAMPA BAY LIGHTNING

| DATE | TEAM | OPPONENT | ATTEND | GOALTENDERS | W GOAL |
|-----------|-------------|------------|--------|------------------------|--------------------|
| 16 Mar'19 | Lightning 6 | Capitals 3 | 19,092 | Vasilevskiy vs. Holtby | Erik Cernak |
| 30 Mar'19 | Lightning 3 | Capitals 6 | 19,092 | Vasilevskiy vs. Holtby | Nicklas Blackstrom |

* Overtime
** Shootout

AT WASHINGTON CAPITALS

| DATE | TEAM | OPPONENT | ATTEND | GOALTENDERS | W GOAL |
|-------------|-------------|------------|--------|------------------------|---------------|
| 20 Mar '19* | Lightning 5 | Capitals 4 | 18,506 | Vasilevskiy vs. Holtby | Victor Hedman |

GOALS BY PERIOD

| | 1ST | 2ND | 3RD | OT | TOTAL |
|-----------|-----|-----|-----|----|-------|
| LIGHTNING | 3 | 5 | 5 | 1 | 14 |
| CAPITALS | 5 | 4 | 4 | 0 | 13 |

SHOTS BY PERIOD

| | 1ST | 2ND | 3RD | OT | TOTAL |
|-----------|-----|-----|-----|----|-------|
| LIGHTNING | 26 | 25 | 38 | 2 | 91 |
| CAPITALS | 37 | 50 | 38 | 2 | 127 |

INDIVIDUAL SCORING

TAMPA BAY LIGHTNING

| Player | GP | G | A | P | +/- | PIM |
|-----------|----|---|---|---|-----|-----|
| Kucherov | 3 | 3 | 2 | 5 | 1 | 4 |
| Killorn | 3 | 3 | 0 | 3 | -1 | 0 |
| Miller | 3 | 1 | 2 | 3 | -2 | 0 |
| Hedman | 3 | 1 | 2 | 3 | 0 | 0 |
| Stamkos | 3 | 1 | 2 | 3 | -2 | 2 |
| Johnson | 3 | 2 | 0 | 2 | 3 | 0 |
| Cirelli | 3 | 1 | 1 | 2 | 1 | 5 |
| Gourde | 3 | 1 | 1 | 2 | 1 | 7 |
| Joseph | 2 | 0 | 2 | 2 | 0 | 0 |
| McDonagh | 3 | 0 | 2 | 2 | 2 | 2 |
| Palat | 3 | 0 | 2 | 2 | -1 | 6 |
| Sergachev | 3 | 0 | 2 | 2 | -1 | 6 |
| Cernak | 3 | 1 | 0 | 1 | -1 | 15 |
| Point | 3 | 0 | 1 | 1 | 0 | 2 |
| Erne | 3 | 0 | 1 | 1 | 2 | 0 |
| Callahan | 1 | 0 | 0 | 0 | 0 | 0 |
| Coburn | 3 | 0 | 0 | 0 | -3 | 2 |
| Paquette | 3 | 0 | 0 | 0 | 0 | 4 |
| Rutta | 3 | 0 | 0 | 0 | 1 | 2 |

Power Play: 4-10 (40%)

WASHINGTON CAPITALS

| Player | GP | G | A | P | +/- | PIM |
|------------|----|---|---|---|-----|-----|
| Oshie | 3 | 3 | 3 | 6 | -1 | 2 |
| Ovechkin | 3 | 4 | 1 | 5 | 1 | 0 |
| Carlson | 3 | 1 | 4 | 5 | 1 | 0 |
| Backstrom | 3 | 2 | 2 | 4 | -1 | 0 |
| Kuznetsov | 3 | 1 | 3 | 4 | 0 | 2 |
| Hagelin | 3 | 1 | 2 | 3 | 0 | 2 |
| Eller | 3 | 1 | 1 | 2 | 0 | 0 |
| Orlov | 3 | 0 | 2 | 2 | 0 | 2 |
| Jensen | 2 | 0 | 2 | 2 | 1 | 0 |
| Connolly | 2 | 0 | 1 | 1 | 2 | 0 |
| Wilson | 2 | 0 | 1 | 1 | 0 | 21 |
| Djoos | 1 | 0 | 1 | 1 | 0 | 0 |
| Stephenson | 3 | 0 | 1 | 1 | -2 | 0 |
| Niskanen | 3 | 0 | 0 | 0 | 0 | 2 |
| Burakovsky | 3 | 0 | 0 | 0 | 0 | 0 |
| Boyd | 2 | 0 | 0 | 0 | -1 | 0 |
| Kempny | 1 | 0 | 0 | 0 | -1 | 2 |
| Dowd | 1 | 0 | 0 | 0 | -1 | 2 |
| Orpik | 3 | 0 | 0 | 0 | 0 | 7 |
| Vrana | 3 | 0 | 0 | 0 | -3 | 5 |

Power Play: 4-15 (26.67%)

GOALTENDING

TAMPA BAY LIGHTNING

| GOALIE | GP | MIN | W-L-OT | SO | GA | SA | SV | GAA | SV% |
|-------------|----|--------|--------|----|----|-----|-----|------|------|
| Vasilevskiy | 3 | 183:01 | 2-1-0 | 0 | 13 | 127 | 114 | 4.26 | .891 |

WASHINGTON CAPITALS

| GOALIE | GP | MIN | W-L-OT | SO | GA | SA | SV | GAA | SV% |
|--------|----|--------|--------|----|----|----|----|------|------|
| Holtby | 3 | 178:21 | 1-1-1 | 0 | 12 | 89 | 77 | 4.04 | .864 |



WINNIPEG JETS



300 Portage Avenue
Winnipeg, Manitoba, Canada R3C 5S4

Phone: (204) 987-7825
Website: jets.nhl.com
Team Colors: Navy, Blue, Silver, White
Inaugural Season: 1999-00

(Relocated from Atlanta in 2011)
Bell MTS Place (15,294)

Arena: None
Stanley Cup Titles: TSN3
Television: CFRW-AM 1290

Radio: Kevin Cheveldayoff
General Manager: Paul Maurice
Head Coach: Charlie Huddy,
Assistant Coaches: Jamie Kompon,
Todd Woodcroft

Media & Communications Manager: Scott Brown,
Greger Buer,
Scott Unger

2019-2020 SCHEDULE

| DATE | SITE | TIME |
|-------------|-----------|---------|
| November 16 | Tampa Bay | 4:00 PM |
| January 17 | Winnipeg | 8:00 PM |

ALL-TIME SERIES

| SEASON | OVERALL | | | | | | | | HOME | | | | | | | | ROAD | | | | | | | |
|---------|--------------|----|----|---|-----|-----|-----|-----|------|----|----|---|-----|-----|-----|-----|------|----|----|---|-----|-----|-----|-----|
| | GP | W | L | T | OTL | PTS | GF | GA | GP | W | L | T | OTL | PTS | GF | GA | GP | W | L | T | OTL | PTS | GF | GA |
| 2018-19 | 2 | 1 | 0 | - | 1 | 3 | 9 | 7 | 1 | 1 | 0 | - | 0 | 2 | 5 | 2 | 1 | 0 | 0 | - | 1 | 1 | 4 | 5 |
| 2017-18 | 2 | 1 | 1 | - | 0 | 2 | 5 | 6 | 1 | 1 | 0 | - | 0 | 2 | 4 | 3 | 1 | 0 | 1 | - | 0 | 0 | 1 | 3 |
| 2016-17 | 2 | 1 | 1 | - | 0 | 2 | 8 | 7 | 1 | 0 | 1 | - | 0 | 0 | 4 | 6 | 1 | 1 | 0 | - | 0 | 2 | 4 | 1 |
| 2015-16 | 2 | 2 | 0 | - | 0 | 4 | 9 | 8 | 1 | 1 | 0 | - | 0 | 2 | 5 | 5 | 1 | 1 | 0 | - | 0 | 2 | 4 | 3 |
| 2014-15 | 2 | 1 | 1 | - | 0 | 2 | 5 | 4 | 1 | 0 | 1 | - | 0 | 0 | 1 | 2 | 1 | 1 | 0 | - | 0 | 2 | 4 | 2 |
| 2013-14 | 2 | 1 | 0 | - | 1 | 3 | 5 | 4 | 1 | 0 | 0 | - | 1 | 1 | 1 | 2 | 1 | 1 | 0 | - | 0 | 2 | 4 | 2 |
| 2012-13 | 4 | 1 | 2 | - | 1 | 3 | 14 | 11 | 2 | 1 | 1 | - | 0 | 2 | 9 | 5 | 2 | 0 | 1 | - | 1 | 1 | 5 | 6 |
| 2011-12 | 6 | 3 | 2 | - | 1 | 7 | 14 | 16 | 3 | 2 | 0 | - | 1 | 5 | 5 | 4 | 3 | 1 | 2 | - | 0 | 2 | 9 | 12 |
| 2010-11 | 6 | 6 | 0 | - | 0 | 12 | 25 | 11 | 3 | 3 | 0 | - | 0 | 6 | 14 | 5 | 3 | 3 | 0 | - | 0 | 6 | 11 | 6 |
| 2009-10 | 6 | 5 | 1 | - | 0 | 10 | 21 | 16 | 3 | 3 | 0 | - | 0 | 6 | 12 | 6 | 3 | 2 | 1 | - | 0 | 4 | 9 | 10 |
| 2008-09 | 6 | 2 | 3 | - | 1 | 5 | 16 | 20 | 3 | 1 | 1 | - | 1 | 3 | 7 | 9 | 3 | 1 | 2 | - | 0 | 2 | 9 | 11 |
| 2007-08 | 8 | 2 | 4 | - | 2 | 6 | 22 | 28 | 4 | 2 | 2 | - | 0 | 4 | 15 | 12 | 4 | 0 | 2 | - | 2 | 2 | 7 | 16 |
| 2006-07 | 8 | 5 | 2 | - | 1 | 11 | 27 | 17 | 4 | 3 | 1 | - | 0 | 6 | 16 | 6 | 4 | 2 | 1 | - | 1 | 5 | 11 | 11 |
| 2005-06 | 8 | 5 | 3 | - | 0 | 10 | 26 | 24 | 4 | 2 | 2 | - | 0 | 4 | 13 | 17 | 4 | 3 | 1 | - | 0 | 6 | 13 | 7 |
| 2004-05 | DID NOT PLAY | | | | | | | | | | | | | | | | | | | | | | | |
| 2003-04 | 6 | 3 | 3 | 0 | 0 | 6 | 15 | 13 | 3 | 2 | 1 | 0 | 0 | 4 | 9 | 6 | 3 | 1 | 2 | 0 | 0 | 2 | 6 | 7 |
| 2002-03 | 5 | 2 | 1 | 1 | 1 | 6 | 16 | 16 | 3 | 2 | 0 | 0 | 1 | 5 | 12 | 8 | 2 | 0 | 1 | 1 | 0 | 1 | 4 | 8 |
| 2001-02 | 5 | 2 | 1 | 2 | 0 | 6 | 18 | 14 | 2 | 2 | 0 | 0 | 0 | 4 | 9 | 4 | 3 | 0 | 1 | 2 | 0 | 2 | 9 | 10 |
| 2000-01 | 5 | 3 | 2 | 0 | 0 | 6 | 20 | 14 | 3 | 2 | 1 | 0 | 0 | 4 | 13 | 6 | 2 | 1 | 1 | 0 | 0 | 2 | 7 | 8 |
| 1999-00 | 5 | 1 | 3 | 1 | 0 | 3 | 14 | 20 | 2 | 1 | 0 | 1 | 0 | 3 | 6 | 5 | 3 | 0 | 3 | 0 | 0 | 0 | 8 | 15 |
| TOTALS | 90 | 46 | 30 | 4 | 9 | 105 | 289 | 256 | 45 | 29 | 11 | 1 | 4 | 63 | 160 | 113 | 45 | 18 | 19 | 3 | 3 | 44 | 129 | 143 |

SERIES INFORMATION

Last Lightning Win: Mar. 5, 2019 (Winnipeg 2 @ Lightning 5)

Last Winnipeg Win: Dec. 16, 2018 (Lightning 4 @ Winnipeg 5 OT)

Last Tie: Feb. 14, 2003 (Lightning 2 @ Atlanta 2)

Last Lightning Overtime Win: Dec. 9, 2017 (Winnipeg 3 @ Lightning 4)

Last Winnipeg Overtime Win: Dec. 16, 2018 (Lightning 4 @ Winnipeg 5 OT)

Last Lightning Shootout Win: Feb. 18, 2016 (Winnipeg 5 @ Lightning 6, SO)

Last Winnipeg Shootout Win: Apr. 16, 2013 (Lightning 3 @ Winnipeg 4)

Last Lightning Shutout: Oct. 29, 2012 (Winnipeg 0 @ Lightning 1)

Last Winnipeg Shutout: Mar. 31, 2008 (Atlanta 2 @ Lightning 0)

Last Lightning Win at Home: Mar. 5, 2019 (Winnipeg 2 @ Lightning 5)

Last Winnipeg Win at Home: Dec. 16, 2018 (Lightning 4 @ Winnipeg 5 OT)

Last Lightning Win at Winnipeg: Feb. 11, 2017 (Lightning 4 @ Winnipeg 1)

Last Winnipeg Win at Tampa Bay: Jan. 3, 2017 (Winnipeg 6 @ Lightning 4)

Most Goals by Lightning: 8, 3x, Last: Feb. 1, 2013 (Winnipeg 3 @ Lightning 8)

Most Goals by Winnipeg: 6, 8x, Last: Oct. 3, 2009 (Lightning 3 @ Atlanta 6)

Most Goals by Both Teams: 13, Nov. 18, 2002 (Atlanta 5 @ Lightning 8)

Last Lightning Hat Trick: Teddy Purcell, Apr. 7, 2012 (Lightning 4 @ Winnipeg 3, OT)

Last Winnipeg Hat Trick: Kovalchuk, Nov. 3, 2007 (Atlanta 6 @ Lightning 4)

2018-19 SEASON SUMMARY

WON: 1 LOST: 0 OT: 1

AT TAMPA BAY LIGHTNING

| DATE | TEAM | OPPONENT | ATTEND | GOALTENDERS | W GOAL |
|-----------|-------------|----------|--------|----------------------------|----------------|
| 5 Mar '19 | Lightning 5 | Jets 2 | 19,092 | Vasilevskiy vs. Hellebuyck | Steven Stamkos |

* Overtime

** Shootout

AT WINNIPEG JETS

| DATE | TEAM | OPPONENT | ATTEND | GOALTENDERS | W GOAL |
|-------------|-------------|----------|--------|-------------------------|----------------|
| 16 Dec '18* | Lightning 4 | Jets 5 | 15,321 | Vasilevskiy vs. Brosoit | Mark Scheifele |

GOALS BY PERIOD

| | 1ST | 2ND | 3RD | OT | TOTAL |
|-----------|-----|-----|-----|----|-------|
| LIGHTNING | 2 | 4 | 3 | 0 | 9 |
| JETS | 2 | 2 | 2 | 1 | 7 |

SHOTS BY PERIOD

| | 1ST | 2ND | 3RD | OT | TOTAL |
|-----------|-----|-----|-----|----|-------|
| LIGHTNING | 25 | 28 | 30 | 2 | 85 |
| JETS | 17 | 26 | 25 | 6 | 74 |

INDIVIDUAL SCORING

TAMPA BAY LIGHTNING

| Player | GP | G | A | P | +/- | PIM |
|-----------|----|---|---|---|-----|-----|
| Stamkos | 2 | 2 | 2 | 4 | 0 | 0 |
| Point | 2 | 1 | 2 | 3 | -1 | 0 |
| Kucherov | 2 | 1 | 2 | 3 | -2 | 0 |
| Palat | 2 | 0 | 3 | 3 | 0 | 0 |
| Erne | 2 | 1 | 1 | 2 | 2 | 0 |
| Johnson | 2 | 1 | 0 | 1 | 0 | 0 |
| Gourde | 2 | 1 | 0 | 1 | 1 | 0 |
| Killorn | 2 | 1 | 0 | 1 | 0 | 0 |
| Paquette | 2 | 1 | 0 | 1 | 1 | 8 |
| Cirelli | 2 | 0 | 1 | 1 | 1 | 0 |
| Sergachev | 2 | 0 | 1 | 1 | 0 | 0 |
| Girardi | 2 | 0 | 1 | 1 | 1 | 0 |
| Hedman | 2 | 0 | 1 | 1 | 0 | 0 |
| Miller | 2 | 0 | 0 | 0 | 0 | 0 |
| Stralman | 2 | 0 | 0 | 0 | -1 | 0 |
| Callahan | 1 | 0 | 0 | 0 | 0 | 2 |
| Coburn | 1 | 0 | 0 | 0 | -1 | 0 |
| McDonagh | 2 | 0 | 0 | 0 | 2 | 0 |
| Cernak | 1 | 0 | 0 | 0 | 2 | 0 |

Power Play 4-6 (66.67%)

WASHINGTON CAPITALS

| Player | GP | G | A | P | +/- | PIM |
|-----------|----|---|---|---|-----|-----|
| Ehlers | 2 | 2 | 1 | 3 | 0 | 0 |
| Scheifele | 2 | 1 | 2 | 3 | 1 | 0 |
| Wheeler | 2 | 1 | 1 | 2 | 0 | 2 |
| Trouba | 2 | 1 | 1 | 2 | 0 | 2 |
| Laine | 2 | 0 | 2 | 2 | 0 | 0 |
| Byfuglien | 1 | 0 | 2 | 2 | 2 | 2 |
| Tanev | 2 | 1 | 0 | 1 | 1 | 2 |
| Lowry | 1 | 0 | 1 | 1 | 1 | 0 |
| Morrissey | 1 | 0 | 1 | 1 | 1 | 0 |
| Myers | 2 | 0 | 1 | 1 | -2 | 0 |
| Connor | 2 | 0 | 0 | 0 | -1 | 0 |
| Copp | 1 | 0 | 0 | 0 | 0 | 2 |
| Little | 2 | 0 | 0 | 0 | 0 | 0 |
| Perreault | 1 | 0 | 0 | 0 | -1 | 0 |
| Appleton | 1 | 0 | 0 | 0 | -1 | 0 |
| Chiarot | 2 | 0 | 0 | 0 | -1 | 2 |
| Niku | 1 | 0 | 0 | 0 | -1 | 0 |
| Beaulieu | 1 | 0 | 0 | 0 | -1 | 0 |
| Kulikov | 2 | 0 | 0 | 0 | -1 | 2 |
| Liemieux | 1 | 0 | 0 | 0 | 0 | 0 |
| Roslovic | 2 | 0 | 0 | 0 | -2 | 0 |

Power Play: 3-4 (75%)

GOALTENDING

TAMPA BAY LIGHTNING

| GOALIE | GP | MIN | W-L-OT | SO | GA | SA | SV | GAA | SV% |
|-------------|----|--------|--------|----|----|----|----|------|------|
| Vasilevskiy | 2 | 124:18 | 1-0-1 | 0 | 7 | 74 | 67 | 3.38 | .910 |

WINNIPEG JETS

| GOALIE | GP | MIN | W-L-OT | SO | GA | SA | SV | GAA | SV% |
|------------|----|--------|--------|----|----|----|----|-------|------|
| Brosoit | 1 | 3:16 | 0-1-0 | 0 | 1 | 2 | 1 | 18.99 | .500 |
| Hellebuyck | 2 | 120:42 | 1-0-0 | 0 | 8 | 83 | 75 | 3.99 | .902 |



77

2019-20 MEDIA GUIDE



2018-19 SEASON IN REVIEW

2018-2019 STATS

2018-2019 INDIVIDUAL SCORING
(54-23-5, 113 pts, 1st Eastern Conference)

PLAYERS

| PLAYER | GP | G | A | P | +/- | PIM |
|-------------------|----|----|----|-----|-----|-----|
| Nikita Kucherov | 82 | 41 | 87 | 128 | 24 | 62 |
| Steven Stamkos | 82 | 45 | 53 | 98 | 4 | 37 |
| Brayden Point | 79 | 41 | 51 | 92 | 27 | 28 |
| Victor Hedman | 70 | 12 | 42 | 54 | 24 | 44 |
| Yanni Gourde | 80 | 22 | 26 | 48 | 9 | 66 |
| Tyler Johnson | 80 | 29 | 18 | 47 | 15 | 28 |
| J.T. Miller | 75 | 13 | 34 | 47 | 8 | 30 |
| Ryan McDonagh | 82 | 9 | 37 | 46 | 38 | 34 |
| Alex Killorn | 82 | 18 | 22 | 40 | 22 | 45 |
| Anthony Cirelli | 82 | 19 | 20 | 39 | 25 | 34 |
| Ondrej Palat | 64 | 8 | 26 | 34 | 4 | 20 |
| Mikhail Sergachev | 75 | 6 | 26 | 32 | 12 | 28 |
| Mathieu Joseph | 70 | 13 | 13 | 26 | 5 | 26 |
| Braydon Coburn | 74 | 4 | 19 | 23 | 4 | 34 |
| Adam Erne | 65 | 7 | 13 | 20 | 10 | 40 |
| Cedric Paquette | 80 | 13 | 4 | 17 | 7 | 80 |
| Ryan Callahan | 52 | 7 | 10 | 17 | 7 | 14 |
| Anton Stralman | 47 | 2 | 15 | 17 | 12 | 8 |
| Erik Cernak | 58 | 5 | 11 | 16 | 25 | 58 |
| Dan Girardi | 62 | 4 | 12 | 16 | 6 | 12 |
| Danick Martel | 9 | 0 | 2 | 2 | 3 | 8 |
| Jan Rutta | 14 | 0 | 2 | 2 | 4 | 4 |
| Slater Koekkoek | 9 | 1 | 0 | 1 | 0 | 4 |
| Cory Conacher | 1 | 0 | 0 | 0 | 0 | 2 |
| Cameron Gaunce | 2 | 0 | 0 | 0 | 3 | 7 |

GOALTENDERS

| GOALIES | GP | W | L | OT | GAA | SV% | SA | GA | SO | TOI |
|--------------------|----|----|----|----|------|------|------|-----|----|----------|
| Andrei Vasilevskiy | 53 | 39 | 10 | 4 | 2.40 | .925 | 1713 | 128 | 6 | 3,203:45 |
| Louis Domingue | 26 | 21 | 5 | 0 | 2.88 | .908 | 812 | 75 | 0 | 1,560:37 |
| Edward Pasquale | 3 | 2 | 1 | 0 | 3.96 | .882 | 102 | 12 | 0 | 181:58 |

2018-19 GAME-BY-GAME RESULTS

| # | DATE | TEAM | W-L-OT RECORD | GF-GA | SCORERS | W GOAL PP | PK | SF-SA | W-L GLTDR | ATTEND | |
|----|------------|-------|---------------|--------|---------|--------------------------|----|-------|-----------|---------------|--------|
| 1 | 10/6/2017 | FLA | W | 1-0-0 | 5-3 | 18,21,90P,86,18 | 86 | 1/3 | 4/4 | 25-36 88 / 1 | 19092+ |
| 2 | 10/7/2017 | @ FLA | L | 1-1-0 | 4-5 | 86,90P,21,9 | 21 | 1/6 | 3/4 | 30-48 1 / 88 | 16,871 |
| 3 | 10/9/2017 | WSH | W* | 2-1-0 | 4-3 | 17,14,86,21P | 21 | 1/5 | 2/4 | 40-26 88 / 31 | 19092+ |
| 4 | 10/12/2017 | PIT | W | 3-1-0 | 5-4 | 29,77P,91P,86,29 | 29 | 2/5 | 4/5 | 44-40 88 / 31 | 19092+ |
| 5 | 10/14/2017 | STL | W | 4-1-0 | 2-1 | 9P,86 | 86 | 1/2 | 3/3 | 27-29 88 / 34 | 19092+ |
| 6 | 10/16/2017 | @ DET | W | 5-1-0 | 3-2 | 95,86P,86 | 86 | 1/5 | 6/6 | 26-31 88 / 35 | 19515 |
| 7 | 10/17/2017 | @ NJD | O** | 5-1-1 | 4-5 | 90,18P,86,91 | 21 | 1/5 | 2/4 | 37-34 35 / 31 | 13176 |
| 8 | 10/19/2017 | @ CBJ | W | 6-1-1 | 2-0 | 98,98 | 98 | 0/2 | 3/3 | 21-43 88 / 72 | 13155 |
| 9 | 10/21/2017 | PIT | W | 7-1-1 | 7-1 | 86P,91P,37,21,6,86,98P | 91 | 3/5 | 3/4 | 32-29 88 / 31 | 19092+ |
| 10 | 10/24/2017 | @ CAR | W | 8-1-1 | 5-1 | 9P,98P,90,24,86 | 98 | 1/1 | 4/4 | 29-32 88 / 33 | 10498 |
| 11 | 10/26/2017 | DET | W | 9-1-1 | 3-2 | 86P,91,21 | 21 | 2/6 | 4/5 | 38-31 88 / 35 | 19092+ |
| 12 | 10/28/2017 | ANA | L | 9-2-1 | 1-4 | 14 | 26 | 0/4 | 0/2 | 32-21 36 / 31 | 19092+ |
| 13 | 10/30/2017 | @ FLA | W | 10-2-1 | 8-5 | 21,86,91P,18,37P,90,91,6 | 90 | 2/5 | 3/3 | 38-23 88 / 31 | 9493 |
| 14 | 11/2/2017 | NYR | O* | 10-2-2 | 1-2 | 37S | 10 | 0/2 | 2/2 | 28-35 30 / 88 | 19092+ |
| 15 | 11/4/2017 | CBJ | W** | 11-2-2 | 5-4 | 21,86,91P,37,91 | 91 | 1/3 | 4/4 | 36-34 88 / 72 | 19092+ |
| 16 | 11/8/2017 | @ SJS | W | 12-2-2 | 5-1 | 59,86,29,90,90P | 86 | 1/4 | 2/2 | 30-33 88 / 31 | 17044 |
| 17 | 11/9/2017 | @ LAK | W | 13-2-2 | 5-2 | 86,17,77,91P,90 | 77 | 1/5 | 3/3 | 43-24 31 / 32 | 18230 |

| | DATE | TEAM | W-L-OT RECORD | GF-GA | SCORERS | W GOAL PP | PK | SF-SA | W-L GLTDR | ATTEND | |
|----|------------|-------|---------------|-------------|---------|------------------------|-----|-------|-----------|---------------|--------|
| 18 | 11/12/2017 | @ ANA | W | 14 - 2 - 2 | 2 - 1 | 90P,23 | 23 | 1/2 | 1/1 | 37-29 88 / 36 | 15707 |
| 19 | 11/16/2017 | DAL | W | 15 - 2 - 2 | 6 - 1 | 91P,98,21S,91,59,86 | 98 | 1/4 | 3/3 | 28-28 88 / 30 | 19092+ |
| 20 | 11/18/2017 | NYI | L | 15 - 3 - 2 | 3 - 5 | 37,18,37 | 27 | 0/1 | 1/2 | 39-32 1 / 88 | 19092+ |
| 21 | 11/22/2017 | CHI | W* | 16 - 3 - 2 | 3 - 2 | 18S,14,21P | 21 | 1/6 | 3/4 | 38-31 88 / 50 | 19092+ |
| 22 | 11/24/2017 | @ WSH | L | 16 - 4 - 2 | 1 - 3 | 90 | 25 | 1/3 | 3/3 | 26-38 31 / 88 | 18506 |
| 23 | 11/25/2017 | @ PIT | L | 16 - 5 - 2 | 2 - 5 | 18P, 89 | 87 | 1/6 | 2/5 | 35-34 35 / 31 | 18659 |
| 24 | 11/28/2017 | @ BUF | W | 17 - 5 - 2 | 2 - 0 | 98P,5 | 98 | 1/3 | 3/3 | 26-34 88 / 40 | 17569 |
| 25 | 11/29/2017 | @ BOS | L | 17 - 6 - 2 | 2 - 3 | 62,91P | 20 | 1/2 | 2/2 | 21-36 40 / 88 | 17565 |
| 26 | 12/2/2017 | SJS | W | 18 - 6 - 2 | 5 - 2 | 86,9P,9,89,86 | 9 | 1/2 | 1/1 | 43-27 88 / 31 | 19092+ |
| 27 | 12/5/2017 | NYI | W | 19 - 6 - 2 | 6 - 2 | 21,62,37P,37,90P,14 | 37 | 2/4 | 1/2 | 34-31 88 / 1 | 19092+ |
| 28 | 12/7/2017 | COL | W | 20 - 6 - 2 | 5 - 2 | 91,14,90,17P,21S | 90 | 1/5 | 3/3 | 32-30 31 / 1 | 19092+ |
| 29 | 12/9/2017 | WPG | W* | 21 - 6 - 2 | 4 - 3 | 37P,98,86,21 | 21 | 1/3 | 1/1 | 28-20 88 / 37 | 19092+ |
| 30 | 12/12/2017 | @ STL | W | 22 - 6 - 2 | 3 - 0 | 21,86,9 | 21 | 0/3 | 1/1 | 25-32 88 / 34 | 18290 |
| 31 | 12/14/2017 | @ ARZ | W | 23 - 6 - 2 | 4 - 1 | 90P,21,86,9 | 21 | 1/3 | 2/3 | 48-33 88 / 32 | 11591 |
| 32 | 12/16/2017 | @ COL | W | 24 - 6 - 2 | 6 - 5 | 86,6,77,37,6,98 | 98 | 0-2 | 4/6 | 31-37 31 / 45 | 16,956 |
| 33 | 12/19/2017 | @VGK | L | 24 - 7 - 2 | 3 - 4 | 91P,90P,77 | 27P | 2/4 | 1/5 | 38-36 29 / 88 | 17,813 |
| 34 | 12/21/2017 | OTT | W** | 25 - 7 - 2 | 4 - 3 | 17,37,90, 21 | 21 | 1/3 | 3/3 | 38-21 88 / 41 | 19092+ |
| 35 | 12/23/2017 | MIN | W | 26 - 7 - 2 | 3 - 0 | 5,9,86 | 5 | 0/6 | 6/6 | 31-22 88 / 32 | 19092+ |
| 36 | 12/28/2017 | MTL | W | 27 - 7 - 2 | 3 - 1 | 91,21,91P | 21 | 1/6 | 2/3 | 34-32 88 / 31 | 19092+ |
| 37 | 12/29/2017 | PHI | L | 27 - 8 - 2 | 3 - 5 | 91P,21,9S | 23 | 1/3 | 4/6 | 27-38 37 / 31 | 19092+ |
| 38 | 12/31/2017 | CBJ | W | 28 - 8 - 2 | 5 - 0 | 9,9,86,89,91P | 9 | 1/5 | 4/4 | 35-21 88 / 70 | 18,878 |
| 39 | 1/2/2018 | @ TOR | W | 29 - 8 - 2 | 2 - 0 | 13,17 | 13 | 0/3 | 2/2 | 36-29 88 / 31 | 19,344 |
| 40 | 1/4/2018 | @ MTL | O** | 29 - 8 - 3 | 1 - 2 | 86 | 41 | 0/2 | 2/2 | 45-38 31 / 88 | 21,302 |
| 41 | 1/6/2018 | @ OTT | L | 29 - 9 - 3 | 3 - 6 | 77,29,37P | 61 | 1/5 | 3/3 | 48-33 41 / 88 | 16,247 |
| 42 | 1/7/2018 | @ DET | W | 30 - 9 - 3 | 5 - 2 | 5,9,37,86,37 | 37 | 0/0 | 4/4 | 24-36 70 / 34 | 19,515 |
| 43 | 1/9/2018 | CAR | W | 31 - 9 - 3 | 5 - 4 | 77,9,9,59,9 | 9 | 0/0 | 2/4 | 34-32 88 / 30 | 19092+ |
| 44 | 1/11/2018 | CGY | L | 31 - 10 - 3 | 1 - 5 | 21 | 13 | 0/3 | 0/1 | 34-24 41 / 88 | 19092+ |
| 45 | 1/18/2018 | VGK | L | 31 - 11 - 3 | 1 - 4 | 18 | 88 | 1/3 | 2/2 | 29-30 29 / 88 | 19092+ |
| 46 | 1/20/2018 | @ MIN | L | 31 - 12 - 3 | 2 - 5 | 21,21P | 39 | 1/4 | 2/3 | 23-25 40 / 88 | 19007 |
| 47 | 1/22/2018 | @ CHI | W | 32 - 12 - 3 | 2 - 0 | 14S,37 | 14 | 0/2 | 6/6 | 31-40 88 / 30 | 21626 |
| 48 | 1/23/2018 | @ NSH | W* | 33 - 12 - 3 | 4 - 3 | 14,90,91,37 | 37 | 0/2 | 1/3 | 31-33 70 / 74 | 17332 |
| 49 | 1/25/2018 | @ PHI | W | 34 - 12 - 3 | 5 - 1 | 21,37,24S,90,90 | 37 | 0/1 | 3/4 | 22-37 88 / 30 | 19489 |
| 50 | 1/30/2018 | @ WPG | L | 34 - 13 - 3 | 1 - 3 | 63 | 81 | 0/4 | 3/4 | 24-37 34 / 70 | 15321 |
| 51 | 2/1/2018 | @ CGY | W | 35 - 13 - 3 | 7 - 4 | 55,17P,63,17,89,91,89 | 89 | 1/4 | 1/2 | 31-46 88 / 41 | 19000 |
| 52 | 2/3/2018 | @ VAN | W | 36 - 13 - 3 | 4 - 2 | 14,77,37,89P | 37 | 1/4 | 3/3 | 28-33 88 / 25 | 18865 |
| 53 | 2/5/2018 | @ EDM | L | 36 - 14 - 3 | 2 - 6 | 17,37P | 97 | 1/3 | 2/4 | 34-35 33 / 88 | 18347 |
| 54 | 2/8/2018 | VAN | W | 37 - 14 - 3 | 5 - 2 | 86,37P,73,91,77P | 73 | 2/3 | 2/3 | 36-29 88 / 31 | 19092+ |
| 55 | 2/10/2018 | LAK | W | 38 - 14 - 3 | 4 - 3 | 91,17,13,86P | 86 | 1/4 | 3/3 | 28-47 88 / 32 | 19092+ |
| 56 | 2/12/2018 | TOR | L | 38 - 15 - 3 | 3 - 4 | 17,86,37 | 25 | 0/2 | 1/1 | 34-23 31 / 88 | 19112 |
| 57 | 2/13/2018 | @ BUF | L | 38 - 16 - 3 | 3 - 5 | 37P,90,24 | 90 | 1/5 | 1/3 | 29-33 31 / 70 | 16530 |
| 58 | 2/15/2018 | DET | W | 39 - 16 - 3 | 4 - 1 | 91,86P,91P,17 | 86 | 2/4 | 2/3 | 32-39 88 / 35 | 19092+ |
| 59 | 2/17/2018 | NJD | L | 39 - 17 - 3 | 4 - 3 | 14,21P,91P | 44 | 2/6 | 3/3 | 51-28 31 / 88 | 19092+ |
| 60 | 2/20/2018 | @ WSH | W | 40 - 17 - 3 | 4 - 2 | 21P,14,21,86 | 21 | 1/2 | 1/2 | 19-37 88 / 70 | 18506 |
| 61 | 2/22/2018 | @ OTT | W | 41 - 17 - 3 | 4 - 3 | 9,77,90,21 | 21 | 0/3 | 4/5 | 24-36 70 / 41 | 16204 |
| 62 | 2/24/2018 | @ MTL | W** | 42 - 17 - 3 | 4 - 3 | 21,86P,24P,21 | 21 | 2/5 | 3/4 | 39-32 88 / 37 | 21302 |
| 63 | 2/26/2018 | TOR | W** | 43 - 17 - 3 | 4 - 3 | 14,9,73,21 | 21 | 0/4 | 3/4 | 42-30 88 / 31 | 19092+ |
| 64 | 2/28/2018 | BUF | O* | 43 - 17 - 4 | 1 - 2 | 89 | 29 | 0/1 | 3/4 | 22-34 31 / 88 | 19092+ |
| 65 | 3/1/2018 | @ DAL | W* | 44 - 17 - 4 | 5 - 4 | 21,71,17,91,89 | 89 | 0/3 | 2/3 | 25-35 70 / 30 | 17337 |
| 66 | 3/3/2018 | PHI | W** | 45 - 17 - 4 | 7 - 6 | 91P,77,5,10,91,77,21 | 21 | 1/1 | 4/5 | 35-43 88 / 34 | 19092+ |
| 67 | 3/6/2018 | FLA | W* | 46 - 17 - 4 | 5 - 4 | 37,10,37,17,21 | 21 | 0/0 | 1/2 | 33-49 88 / 1 | 19092+ |
| 68 | 3/8/2018 | NYR | W | 47 - 17 - 4 | 5 - 3 | 13,73,71,14,9 | 14 | 0/4 | 3/3 | 45-30 88 / 30 | 19092+ |
| 69 | 3/10/2018 | MTL | W** | 48 - 17 - 4 | 3 - 2 | 9P,86 | 86 | 1/4 | 2/3 | 34-29 88 / 37 | 19092+ |
| 70 | 3/13/2018 | OTT | L | 48 - 18 - 4 | 4 - 7 | 10,10P,10P,27 | 68 | 2/4 | 0/2 | 46-33 1 / 88 | 19092+ |
| 71 | 3/17/2018 | BOS | L | 48 - 19 - 4 | 0 - 3 | | 88 | 0/3 | 1/3 | 23-27 40 / 88 | 19092+ |
| 72 | 3/18/2018 | EDM | W | 49 - 19 - 4 | 3 - 1 | 77,86P,86 | 86 | 1/4 | 5/5 | 40-30 70 / 35 | 19092+ |
| 73 | 3/20/2018 | TOR | W | 50 - 19 - 4 | 4 - 3 | 77,27,86,17 | 17 | 0/1 | 2/3 | 25-30 88 / 31 | 19092+ |
| 74 | 3/22/2018 | @ NYI | W | 51 - 19 - 4 | 7 - 6 | 71,9,77,21S,10,98P,10P | 10 | 2/4 | 2/5 | 36-41 88 / 41 | 10354 |
| 75 | 3/24/2018 | @ NJD | L | 51 - 20 - 4 | 1 - 2 | 18P | 21 | 1/2 | 1/1 | 36-31 1 / 88 | 16514 |
| 76 | 3/26/2018 | ARZ | L | 51 - 21 - 4 | 1 - 4 | 86P | 6 | 1/2 | 3/4 | 20-35 32 / 70 | 19092+ |
| 77 | 3/29/2018 | @ BOS | L | 51 - 22 - 4 | 2 - 4 | 10P,77 | 37 | 1/4 | 2/3 | 28-30 40 / 88 | 17565 |
| 78 | 3/30/2018 | @ NYR | W | 52 - 22 - 4 | 7 - 3 | 13,17,10P,13,21,21,5P | 13 | 2/4 | 4/4 | 50-31 70 / 30 | 18006 |
| 79 | 4/1/2018 | NSH | L | 52 - 23 - 4 | 1 - 4 | 18 | 9 | 0/5 | 1/2 | 30-25 74 / 88 | 19092+ |
| 80 | 4/3/2018 | BOS | W | 53 - 23 - 4 | 4 - 0 | 21,77,14,10 | 21 | 0/4 | 2/2 | 36-33 88 / 40 | 19092+ |
| 81 | 4/6/2018 | BUF | W | 54 - 23 - 4 | 7 - 5 | 71,86,37,5,71,21,77 | 21 | 0/3 | 3/5 | 34-32 88 / 31 | 19092+ |
| 82 | 4/7/2018 | @ CAR | O* | 54 - 23 - 5 | 3 - 2 | 24,18 | 28 | 0/1 | 2/2 | 34-42 30 / 70 | 15402 |





27



2019-20 MEDIA GUIDE

HISTORY & RECORDS

SEASON RECORDS

| OVERALL SEASON | | | | | | | | | | |
|----------------|-------|-----|-----|-----|-----|--------------|------|-------|-------|-------------------------------------|
| SEASON | GP | W | L | T | OTL | PTS | PCT | GF | GA | FINISH, PLAYOFF RESULT |
| 2018-19 | 82 | 62 | 16 | - | 4 | 128 | .780 | 319 | 221 | 1st, Atlantic, Conf. Quarterfinals |
| 2017-18 | 82 | 54 | 23 | - | 5 | 113 | .689 | 290 | 234 | 1st, Atlantic, Conf. Finals |
| 2016-17 | 82 | 42 | 30 | - | 10 | 94 | .573 | 230 | 224 | 5th, Atlantic, Out of Playoffs |
| 2015-16 | 82 | 46 | 31 | - | 5 | 97 | .591 | 227 | 201 | 2nd, Atlantic, Conf. Finals |
| 2014-15 | 82 | 50 | 24 | - | 8 | 108 | .659 | 262 | 211 | 2nd, Atlantic, Stanley Cup Final |
| 2013-14 | 82 | 46 | 27 | - | 9 | 101 | .616 | 240 | 215 | 2nd, Atlantic, Conf. Quarterfinals |
| 2012-13 | 48 | 18 | 26 | - | 4 | 40 | .417 | 148 | 150 | 4th, Southeast, Out of Playoffs |
| 2011-12 | 82 | 38 | 36 | - | 8 | 84 | .512 | 235 | 281 | 3rd, Southeast, Out of Playoffs |
| 2010-11 | 82 | 46 | 25 | - | 11 | 103 | .628 | 247 | 240 | 2nd, Southeast, Conf. Finals |
| 2009-10 | 82 | =34 | 36 | - | 12 | 80 | .488 | 217 | 260 | 4th, Southeast, Out of Playoffs |
| 2008-09 | 82 | 24 | 40 | - | 18 | 66 | .402 | 210 | 279 | 5th, Southeast, Out of Playoffs |
| 2007-08 | 82 | 31 | 42 | - | 9 | 71 | .433 | 223 | 267 | 5th, Southeast, Out of Playoffs |
| 2006-07 | 82 | 44 | 33 | - | 5 | 93 | .567 | 253 | 261 | 2nd, Southeast, Conf. Quarterfinals |
| 2005-06 | 82 | 43 | 33 | - | 6 | 92 | .561 | 252 | 260 | 2nd, Southeast, Conf. Quarterfinals |
| 2004-05 | | | | | | DID NOT PLAY | | | | |
| 2003-04 | 82 | 46 | 22 | 8 | 6 | 106 | .646 | 245 | 192 | 1st, Southeast, Won Stanley Cup |
| 2002-03 | 82 | 36 | 25 | 16 | 5 | 93 | .567 | 219 | 210 | 1st, Southeast, Conf. Semifinals |
| 2001-02 | 82 | 27 | 40 | 11 | 4 | 69 | .421 | 178 | 219 | 3rd, Southeast, Out of Playoffs |
| 2000-01 | 82 | 24 | 47 | 6 | 5 | 59 | .360 | 201 | 280 | 5th, Southeast, Out of Playoffs |
| 1999-00 | 82 | 19 | 47 | 9 | 7 | 54 | .329 | 204 | 310 | 4th, Southeast, Out of Playoffs |
| 1998-99 | 82 | 19 | 54 | 9 | - | 47 | .287 | 179 | 292 | 4th, Southeast, Out of Playoffs |
| 1997-98 | 82 | 17 | 55 | 10 | - | 44 | .268 | 151 | 269 | 7th, Atlantic, Out of Playoffs |
| 1996-97 | 82 | 32 | 40 | 10 | - | 74 | .451 | 217 | 247 | 6th, Atlantic, Out of Playoffs |
| 1995-96 | 82 | 38 | 32 | 12 | - | 88 | .537 | 238 | 248 | 5th, Atlantic, Conf. Quarterfinals |
| 1994-95 | 48 | 17 | 28 | 3 | - | 37 | .385 | 120 | 144 | 6th, Atlantic, Out of Playoffs |
| 1993-94 | 84 | 30 | 43 | 11 | - | 71 | .423 | 224 | 251 | 7th, Atlantic, Out of Playoffs |
| 1992-93 | 84 | 23 | 54 | 7 | - | 53 | .315 | 245 | 332 | 6th, Norris, Out of Playoffs |
| TOTALS | 2,068 | 906 | 909 | 112 | 141 | 2,065 | .499 | 5,725 | 6,248 | |

| HOME SEASON | | | | | | | |
|-------------|-------|-----|-----|----|-----|--------------|------|
| SEASON | GP | W | L | T | OTL | PTS | PCT |
| 2018-19 | 41 | 32 | 7 | - | 2 | 66 | .805 |
| 2017-18 | 41 | 29 | 10 | - | 2 | 60 | .732 |
| 2016-17 | 41 | 23 | 14 | - | 4 | 50 | .610 |
| 2015-16 | 41 | 25 | 13 | - | 3 | 53 | .646 |
| 2014-15 | 41 | 32 | 8 | - | 1 | 65 | .793 |
| 2013-14 | 41 | 25 | 10 | - | 6 | 56 | .683 |
| 2012-13 | 24 | 12 | 10 | - | 2 | 26 | .542 |
| 2011-12 | 41 | 25 | 14 | - | 2 | 52 | .634 |
| 2010-11 | 41 | 25 | 11 | - | 5 | 55 | .671 |
| 2009-10 | 41 | 21 | 14 | - | 6 | 48 | .585 |
| 2008-09 | 41 | 12 | 18 | - | 11 | 35 | .427 |
| 2007-08 | 41 | 20 | 18 | - | 3 | 43 | .524 |
| 2006-07 | 41 | 22 | 18 | - | 1 | 45 | .549 |
| 2005-06 | 41 | 25 | 14 | - | 2 | 52 | .634 |
| 2004-05 | | | | | | DID NOT PLAY | |
| 2003-04 | 41 | 24 | 10 | 4 | 3 | 55 | .671 |
| 2002-03 | 41 | 22 | 9 | 7 | 3 | 54 | .659 |
| 2001-02 | 41 | 16 | 17 | 5 | 3 | 40 | .488 |
| 2000-01 | 41 | 17 | 19 | 3 | 2 | 39 | .476 |
| 1999-00 | 41 | 13 | 20 | 4 | 4 | 34 | .415 |
| 1998-99 | 41 | 12 | 25 | 4 | - | 28 | .341 |
| 1997-98 | 41 | 11 | 23 | 7 | - | 29 | .354 |
| 1996-97 | 41 | 15 | 18 | 8 | - | 38 | .463 |
| 1995-96 | 41 | 22 | 14 | 5 | - | 49 | .598 |
| 1994-95 | 24 | 10 | 14 | 0 | - | 20 | .417 |
| 1993-94 | 42 | 14 | 22 | 6 | - | 34 | .405 |
| 1992-93 | 42 | 12 | 27 | 3 | - | 27 | .321 |
| TOTALS | 1,034 | 516 | 397 | 56 | 65 | 1,153 | .558 |

| AGAINST EASTERN CONFERENCE SEASON | | | | | | | |
|-----------------------------------|-------|-----|-----|----|-----|--------------|------|
| SEASON | GP | W | L | T | OTL | PTS | PCT |
| 2018-19 | 52 | 44 | 8 | - | 0 | 88 | .846 |
| 2017-18 | 52 | 33 | 14 | - | 5 | 71 | .683 |
| 2016-17 | 54 | 30 | 18 | - | 6 | 66 | .611 |
| 2015-16 | 54 | 30 | 21 | - | 3 | 63 | .583 |
| 2014-15 | 54 | 34 | 15 | - | 5 | 73 | .676 |
| 2013-14 | 54 | 32 | 16 | - | 6 | 70 | .648 |
| 2012-13 | 48 | 18 | 26 | - | 4 | 40 | .417 |
| 2011-12 | 64 | 29 | 29 | - | 6 | 64 | .500 |
| 2010-11 | 64 | 36 | 19 | - | 9 | 81 | .633 |
| 2009-10 | 64 | 28 | 29 | - | 7 | 63 | .492 |
| 2008-09 | 64 | 18 | 31 | - | 15 | 51 | .398 |
| 2007-08 | 72 | 27 | 36 | - | 9 | 63 | .438 |
| 2006-07 | 72 | 39 | 29 | - | 4 | 82 | .569 |
| 2005-06 | 72 | 36 | 30 | - | 6 | 78 | .542 |
| 2004-05 | | | | | | DID NOT PLAY | |
| 2003-04 | 64 | 38 | 19 | 5 | 2 | 83 | .648 |
| 2002-03 | 60 | 26 | 18 | 12 | 4 | 68 | .567 |
| 2001-02 | 60 | 15 | 33 | 9 | 3 | 42 | .350 |
| 2000-01 | 60 | 19 | 32 | 5 | 4 | 47 | .392 |
| 1999-00 | 59 | 14 | 35 | 5 | 5 | 38 | .322 |
| 1998-99 | 57 | 12 | 37 | 8 | - | 32 | .291 |
| 1997-98 | 56 | 10 | 38 | 8 | - | 28 | .264 |
| 1996-97 | 56 | 20 | 27 | 7 | - | 47 | .435 |
| 1995-96 | 56 | 25 | 23 | 8 | - | 58 | .518 |
| 1994-95 | 46 | 17 | 26 | 3 | - | 37 | .402 |
| 1993-94 | 58 | 20 | 29 | 9 | - | 49 | .454 |
| 1992-93 | 26 | 7 | 16 | 3 | - | 17 | .327 |
| TOTALS | 1,498 | 657 | 654 | 82 | 103 | 1,499 | .500 |



AGAINST OWN DIVISION

| SEASON | GP | W | L | T | OTL | PTS | PCT |
|---------|-----|-----|-----|----|-----|--------------|------|
| 2018-19 | 28 | 23 | 5 | - | 0 | 46 | .821 |
| 2017-18 | 28 | 18 | 8 | - | 2 | 38 | .679 |
| 2016-17 | 30 | 19 | 7 | - | 4 | 42 | .700 |
| 2015-16 | 30 | 15 | 12 | - | 3 | 33 | .550 |
| 2014-15 | 30 | 21 | 5 | - | 4 | 46 | .767 |
| 2013-14 | 30 | 19 | 8 | - | 3 | 41 | .683 |
| 2012-13 | 18 | 9 | 6 | - | 3 | 21 | .583 |
| 2011-12 | 24 | 13 | 7 | - | 4 | 30 | .625 |
| 2010-11 | 24 | 14 | 6 | - | 4 | 32 | .667 |
| 2009-10 | 24 | 13 | 10 | - | 1 | 27 | .563 |
| 2008-09 | 24 | 5 | 15 | - | 4 | 14 | .292 |
| 2007-08 | 32 | 12 | 17 | - | 3 | 27 | .422 |
| 2006-07 | 32 | 19 | 11 | - | 2 | 40 | .625 |
| 2005-06 | 32 | 16 | 11 | - | 5 | 37 | .578 |
| 2004-05 | | | | | | DID NOT PLAY | |
| 2003-04 | 24 | 13 | 8 | 3 | 0 | 29 | .604 |
| 2002-03 | 20 | 10 | 4 | 5 | 1 | 26 | .650 |
| 2001-02 | 20 | 7 | 10 | 3 | 0 | 17 | .425 |
| 2000-01 | 20 | 9 | 8 | 0 | 3 | 21 | .525 |
| 1999-00 | 20 | 2 | 15 | 3 | 0 | 7 | .175 |
| 1998-99 | 15 | 2 | 10 | 3 | - | 7 | .233 |
| 1997-98 | 31 | 7 | 20 | 4 | - | 18 | .290 |
| 1996-97 | 31 | 14 | 12 | 5 | - | 33 | .532 |
| 1995-96 | 32 | 13 | 13 | 6 | - | 32 | .500 |
| 1994-95 | 24 | 7 | 14 | 3 | - | 17 | .354 |
| 1993-94 | 26 | 5 | 16 | 5 | - | 15 | .288 |
| 1992-93 | 37 | 7 | 26 | 4 | - | 18 | .243 |
| TOTALS | 686 | 312 | 284 | 44 | 46 | 714 | .520 |

RECORD BY MONTH

| SEASON | OCT | NOV | DEC | JAN | FEB | MAR | APR | MAY |
|---------|---------------|---------------|---------------|---------------|---------------|---------------|-------------|---------|
| 2018-19 | 8-2-1 | 10-5-0 | 13-0-1 | 6-4-0 | 12-1-2 | 10-3-0 | 3-1-0 | - |
| 2017-18 | 10-2-1 | 7-4-1 | 11-2-0 | 6-5-1 | 9-4-1 | 9-5-0 | 2-1-1 | - |
| 2016-17 | 5-4-0 | 8-6-1 | 6-5-3 | 3-8-2 | 6-2-2 | 10-4-1 | 4-1-1 | - |
| 2015-16 | 5-2-2 | 6-6-1 | 7-5-1 | 9-2-0 | 10-4-0 | 7-6-1 | 2-3-0 | - |
| 2014-15 | 7-3-1 | 9-3-1 | 8-5-2 | 8-4-0 | 6-4-2 | 9-5-1 | 3-0-1 | - |
| 2013-14 | 8-4-0 | 8-5-1 | 7-3-3 | 8-6-1 | 2-3-0 | 8-4-4 | 5-2-0 | - |
| 2012-13 | - | - | - | 5-1-0 | 4-9-1 | 6-8-0 | 3-8-3 | - |
| 2011-12 | 5-4-2 | 6-7-0 | 6-6-1 | 5-6-1 | 7-5-2 | 7-7-1 | 2-1-1 | - |
| 2010-11 | 7-2-1 | 7-6-2 | 8-3-2 | 9-4-0 | 6-3-2 | 5-6-4 | 4-1-0 | - |
| 2009-10 | 4-3-4 | 6-4-4 | 5-8-2 | 7-6-1 | 5-10-1 | 4-3-0 | 3-2-0 | - |
| 2008-09 | 3-3-3 | 3-7-4 | 4-6-3 | 7-7-0 | 3-7-2 | 4-6-5 | 0-4-1 | - |
| 2007-08 | 5-5-1 | 5-8-1 | 5-8-1 | 6-5-2 | 5-5-2 | 5-8-2 | 0-3-0 | - |
| 2006-07 | 5-6-0 | 8-5-2 | 5-8-0 | 9-4-0 | 9-2-2 | 7-7-0 | 1-1-1 | - |
| 2005-06 | 7-3-2 | 7-7-1 | 5-7-0 | 9-4-1 | 4-2-0 | 7-6-1 | 4-4-1 | - |
| 2004-05 | | | | DID NOT PLAY | | | | |
| 2003-04 | 6-0-1-0 | 5-4-3-1 | 4-9-2-0 | 11-3-0-2 | 9-1-1-2 | 10-4-1-1 | 1-1-0-0 | - |
| 2002-03 | 7-1-2-0 | 5-6-1-1 | 5-6-2-1 | 5-6-2-1 | 5-3-3-1 | 8-1-6-0 | 1-2-0-0 | - |
| 2001-02 | 4-6-1-0 | 6-6-0-1 | 5-6-2-1 | 4-9-2-0 | 1-3-1-1 | 5-5-4-1 | 2-5-1-0 | - |
| 2000-01 | 2-6-1-1 | 6-5-1-1 | 4-7-3-0 | 2-12-0-1 | 2-8-1-0 | 8-6-0-1 | 0-3-0-1 | - |
| 1999-00 | 3-5-1-1 | 5-6-1-1 | 2-6-3-1 | 2-10-1-1 | 3-6-1-2 | 3-10-1-1 | 1-4-1-0 | - |
| 1998-99 | 4-6-1 | 2-8-1 | 3-10-1 | 2-9-1 | 2-8-1 | 4-9-1 | 2-4-3 | - |
| 1997-98 | 2-9-2 | 5-6-3 | 0-12-1 | 5-8-0 | 3-3-1 | 5-0-9-1 | 0-0-1 | - |
| 1996-97 | 5-4-1 | 2-10-1 | 5-5-3 | 6-5-1 | 6-6-1 | 5-8-1 | 3-2-2 | - |
| 1995-96 | 2-4-4 | 7-6-1 | 7-5-1 | 5-5-1 | 7-5-1 | 4-6-4 | 4-3-0 | - |
| 1994-95 | - | - | - | 3-3-0 | 5-6-2 | 5-8-0 | 4-10-1 | 0-1-0-0 |
| 1993-94 | 3-8-1 | 3-8-1 | 6-6-2 | 7-4-2 | 4-7-2 | 3-7-3 | 4-3-0 | - |
| 1992-93 | 4-7-1 | 6-8-1 | 4-8-0 | 3-10-1 | 2-7-2 | 3-9-0 | 1-5-2 | - |
| TOTALS | 121-102-16-20 | 139-148-13-24 | 140-140-22-23 | 147-154-12-12 | 136-117-17-24 | 164-164-21-25 | 59-83-11-11 | 0-1-0-0 |

RECORD BY DAY

| SEASON | MON | TUE | WED | THU | FRI | SAT | SUN |
|---------|-------|--------|-------|--------|-------|--------|-------|
| 2018-19 | 9-1-0 | 10-3-1 | 4-1-0 | 15-5-1 | 3-0-0 | 17-5-1 | 4-1-1 |
| 2017-18 | 5-3-0 | 11-4-1 | 2-1-1 | 17-3-2 | 3-2-0 | 12-9-1 | 4-1-0 |
| 2016-17 | 6-2-1 | 9-5-1 | 4-0-0 | 9-9-3 | 2-5-1 | 10-6-3 | 2-3-1 |
| 2015-16 | 4-4-1 | 5-10-2 | 4-1-0 | 9-4-0 | 7-3-0 | 11-7-2 | 6-2-0 |
| 2014-15 | 6-4-0 | 9-6-4 | 3-0-0 | 10-4-2 | 4-1-1 | 13-7-1 | 5-2-0 |
| 2013-14 | 3-2-2 | 8-6-1 | 3-0-0 | 13-8-1 | 3-1-1 | 12-6-4 | 4-4-0 |
| 2012-13 | 1-2-0 | 7-2-3 | 2-1-0 | 1-9-0 | 3-0-0 | 3-6-1 | 1-6-0 |
| 2011-12 | 2-6-1 | 8-8-1 | 1-3-0 | 7-7-4 | 5-1-1 | 13-9-1 | 2-2-0 |
| 2010-11 | 4-0-1 | 7-5-1 | 8-2-2 | 6-5-2 | 4-6-1 | 12-4-4 | 5-3-0 |

SPECIAL TEAMS

POWER PLAY OVERALL

| YEAR | GAMES | G | ATT | PCT | RANK |
|---------|-------|--------------|-----|------|--------|
| 2018-19 | 82 | 74 | 262 | 28.2 | 1st |
| 2017-18 | 82 | 66 | 276 | 23.9 | 3rd |
| 2016-17 | 82 | 62 | 272 | 22.8 | 6th |
| 2015-16 | 82 | 44 | 279 | 15.8 | T-26th |
| 2014-15 | 82 | 53 | 282 | 18.8 | 14th |
| 2013-14 | 82 | 50 | 270 | 18.5 | 13th |
| 2012-13 | 48 | 31 | 163 | 19.0 | 13th |
| 2011-12 | 82 | 41 | 269 | 15.2 | T-25th |
| 2010-11 | 82 | 69 | 336 | 20.5 | 6th |
| 2009-10 | 82 | 63 | 326 | 19.3 | 8th |
| 2008-09 | 82 | 61 | 343 | 17.8 | 19th |
| 2007-08 | 82 | 57 | 296 | 19.3 | 5th |
| 2006-07 | 82 | 69 | 374 | 18.4 | 9th |
| 2005-06 | 82 | 81 | 485 | 16.7 | 23rd |
| 2004-05 | 82 | Did Not Play | | | |
| 2003-04 | 82 | 55 | 339 | 16.2 | 16th |
| 2002-03 | 82 | 70 | 391 | 17.9 | 10th |
| 2001-02 | 82 | 46 | 312 | 14.7 | T-19th |
| 2000-01 | 82 | 53 | 424 | 12.5 | 29th |
| 1999-00 | 82 | 51 | 365 | 14.0 | 24th |
| 1998-99 | 82 | 43 | 310 | 13.9 | 20th |
| 1997-98 | 82 | 33 | 353 | 9.3 | 26th |
| 1996-97 | 82 | 47 | 340 | 13.8 | 24th |
| 1995-96 | 82 | 83 | 400 | 20.8 | 4th |
| 1994-95 | 48 | 25 | 177 | 14.1 | 22nd |
| 1993-94 | 84 | 57 | 388 | 14.7 | 24th |
| 1992-93 | 84 | 74 | 424 | 17.5 | 20th |

POWER PLAY HOME

| YEAR | GAMES | G | ATT | PCT | RANK |
|---------|-------|--------------|-----|------|--------|
| 2018-19 | 41 | 35 | 145 | 24.1 | 5th |
| 2017-18 | 41 | 34 | 141 | 24.1 | 11th |
| 2016-17 | 41 | 36 | 149 | 24.2 | 4th |
| 2015-16 | 41 | 31 | 150 | 20.7 | 9th |
| 2014-15 | 41 | 32 | 140 | 22.9 | 5th |
| 2013-14 | 41 | 27 | 140 | 19.3 | 10th |
| 2012-13 | 24 | 22 | 91 | 24.2 | 5th |
| 2011-12 | 41 | 22 | 132 | 16.7 | 18th |
| 2010-11 | 41 | 40 | 178 | 22.5 | 5th |
| 2009-10 | 41 | 31 | 162 | 19.1 | 16th |
| 2008-09 | 41 | 29 | 179 | 16.2 | T-22nd |
| 2007-08 | 41 | 35 | 163 | 21.5 | 4th |
| 2006-07 | 41 | 34 | 186 | 18.3 | T-16th |
| 2005-06 | 41 | 39 | 238 | 16.4 | T-23rd |
| 2004-05 | 41 | Did Not Play | | | |
| 2003-04 | 41 | 29 | 182 | 15.9 | 23rd |
| 2002-03 | 41 | 40 | 218 | 18.3 | T-9th |
| 2001-02 | 41 | 27 | 170 | 15.9 | T-18th |
| 2000-01 | 41 | 30 | 214 | 14.0 | 25th |
| 1999-00 | 41 | 30 | 189 | 15.9 | T-17th |
| 1998-99 | 41 | 24 | 160 | 15.0 | 18th |
| 1997-98 | 41 | 19 | 182 | 10.4 | 25th |
| 1996-97 | 41 | 24 | 186 | 15.1 | 17th |
| 1995-96 | 41 | 50 | 213 | 23.5 | 5th |
| 1994-95 | 24 | 11 | 94 | 11.7 | 26th |
| 1993-94 | 42 | 28 | 209 | 13.4 | 26th |
| 1992-93 | 42 | 38 | 240 | 15.8 | 22nd |

POWER PLAY AWAY

| YEAR | GAMES | G | ATT | PCT | RANK |
|---------|-------|--------------|-----|------|--------|
| 2018-19 | 41 | 39 | 117 | 33.3 | 1st |
| 2017-18 | 41 | 32 | 135 | 23.7 | 3rd |
| 2016-17 | 41 | 26 | 123 | 21.1 | T-7th |
| 2015-16 | 41 | 13 | 129 | 10.1 | 30th |
| 2014-15 | 41 | 21 | 142 | 14.8 | 25th |
| 2013-14 | 41 | 23 | 130 | 17.7 | 13th |
| 2012-13 | 24 | 9 | 72 | 12.5 | T-23rd |
| 2011-12 | 41 | 19 | 137 | 13.9 | T-21st |
| 2010-11 | 41 | 29 | 158 | 18.4 | 9th |
| 2009-10 | 41 | 32 | 164 | 19.5 | 8th |
| 2008-09 | 41 | 32 | 164 | 19.5 | 12th |
| 2007-08 | 41 | 22 | 133 | 16.5 | T-22nd |
| 2006-07 | 41 | 35 | 188 | 18.6 | 9th |
| 2005-06 | 41 | 42 | 247 | 17.0 | 13th |
| 2004-05 | 41 | Did Not Play | | | |
| 2003-04 | 41 | 26 | 157 | 16.5 | 10th |
| 2002-03 | 41 | 30 | 173 | 17.3 | 12th |
| 2001-02 | 41 | 19 | 142 | 13.4 | 22nd |
| 2000-01 | 41 | 23 | 210 | 11.0 | T-27th |
| 1999-00 | 41 | 21 | 176 | 11.9 | 26th |
| 1998-99 | 41 | 19 | 150 | 12.7 | 20th |
| 1997-98 | 41 | 14 | 171 | 8.2 | 25th |
| 1996-97 | 41 | 19 | 154 | 12.3 | 23rd |
| 1995-96 | 41 | 33 | 187 | 17.6 | 9th |
| 1994-95 | 24 | 14 | 83 | 16.9 | 11th |
| 1993-94 | 42 | 29 | 179 | 16.2 | 15th |
| 1992-93 | 42 | 36 | 184 | 19.6 | 11th |

PENALTY KILL OVERALL

| YEAR | GAMES | G | ATT | PCT | RANK |
|---------|-------|--------------|-----|------|--------|
| 2018-19 | 82 | 40 | 267 | 85.0 | T-1st |
| 2017-18 | 82 | 64 | 268 | 77.0 | 28th |
| 2016-17 | 82 | 48 | 258 | 81.4 | 13th |
| 2015-16 | 82 | 41 | 257 | 84.0 | 7th |
| 2014-15 | 82 | 42 | 257 | 83.7 | T-7th |
| 2013-14 | 82 | 52 | 270 | 80.7 | 23rd |
| 2012-13 | 48 | 30 | 155 | 80.6 | 19th |
| 2011-12 | 82 | 59 | 284 | 79.2 | 26th |
| 2010-11 | 82 | 49 | 302 | 83.8 | 8th |
| 2009-10 | 82 | 67 | 336 | 80.1 | 22nd |
| 2008-09 | 82 | 89 | 405 | 78.0 | 26th |
| 2007-08 | 82 | 56 | 312 | 82.1 | T-17th |
| 2006-07 | 82 | 66 | 305 | 78.4 | T-28th |
| 2005-06 | 82 | 72 | 390 | 81.5 | 20th |
| 2004-05 | 82 | Did Not Play | | | |
| 2003-04 | 82 | 42 | 278 | 84.8 | 10th |
| 2002-03 | 82 | 55 | 316 | 82.6 | T-19th |
| 2001-02 | 82 | 40 | 273 | 85.3 | 13th |
| 2000-01 | 82 | 72 | 422 | 82.9 | 17th |
| 1999-00 | 82 | 77 | 399 | 80.7 | 22nd |
| 1998-99 | 82 | 68 | 387 | 82.4 | 20th |
| 1997-98 | 82 | 72 | 410 | 82.4 | 23rd |
| 1996-97 | 82 | 55 | 361 | 84.8 | 8th |
| 1995-96 | 82 | 68 | 439 | 84.5 | 5th |
| 1994-95 | 48 | 32 | 205 | 84.4 | 7th |
| 1993-94 | 84 | 58 | 335 | 82.7 | 6th |
| 1992-93 | 84 | 101 | 395 | 74.4 | 24th |

PENALTY KILL HOME

| YEAR | GAMES | G | ATT | PCT | RANK |
|---------|-------|--------------|-----|------|--------|
| 2018-19 | 41 | 18 | 131 | 86.3 | 1st |
| 2017-18 | 41 | 33 | 133 | 75.2 | T-27th |
| 2016-17 | 41 | 22 | 125 | 82.4 | T-12th |
| 2015-16 | 41 | 18 | 123 | 85.4 | 5th |
| 2014-15 | 41 | 17 | 124 | 86.3 | 2nd |
| 2013-14 | 41 | 24 | 134 | 82.1 | 18th |
| 2012-13 | 24 | 14 | 77 | 81.8 | 19th |
| 2011-12 | 41 | 29 | 134 | 78.4 | 28th |
| 2010-11 | 41 | 24 | 153 | 84.3 | T-8th |
| 2009-10 | 41 | 29 | 169 | 82.8 | T-16th |
| 2008-09 | 41 | 40 | 199 | 79.9 | 22nd |
| 2007-08 | 41 | 28 | 156 | 82.1 | 19th |
| 2006-07 | 41 | 27 | 137 | 80.3 | T-24th |
| 2005-06 | 41 | 32 | 193 | 83.4 | 16th |
| 2004-05 | 41 | Did Not Play | | | |
| 2003-04 | 41 | 22 | 146 | 84.9 | 17th |
| 2002-03 | 41 | 25 | 153 | 83.7 | 16th |
| 2001-02 | 41 | 20 | 131 | 84.7 | T-16th |
| 2000-01 | 41 | 30 | 205 | 85.4 | T-12th |
| 1999-00 | 41 | 45 | 204 | 77.9 | 28th |
| 1998-99 | 41 | 29 | 183 | 84.2 | 20th |
| 1997-98 | 41 | 43 | 212 | 79.7 | 25th |
| 1996-97 | 41 | 23 | 188 | 87.8 | 2nd |
| 1995-96 | 41 | 35 | 217 | 83.9 | 12th |
| 1994-95 | 24 | 14 | 109 | 87.2 | 3rd |
| 1993-94 | 42 | 28 | 159 | 82.4 | 12th |
| 1992-93 | 42 | 42 | 184 | 77.2 | 22nd |

PENALTY KILL AWAY

| YEAR | GAMES | G | ATT | PCT | RANK |
|---------|-------|--------------|-----|------|--------|
| 2018-19 | 41 | 22 | 136 | 83.8 | 5th |
| 2017-18 | 41 | 31 | 135 | 77.0 | T-3rd |
| 2016-17 | 41 | 26 | 133 | 80.5 | T-17th |
| 2015-16 | 41 | 23 | 134 | 82.8 | 12th |
| 2014-15 | 41 | 25 | 133 | 81.2 | 14th |
| 2013-14 | 41 | 28 | 136 | 79.4 | 23rd |
| 2012-13 | 41 | 16 | 78 | 79.5 | 16th |
| 2011-12 | 41 | 30 | 150 | 80.0 | T-18th |
| 2010-11 | 41 | 25 | 149 | 83.2 | 11th |
| 2009-10 | 41 | 38 | 167 | 77.2 | 25th |
| 2008-09 | 41 | 49 | 206 | 76.2 | 30th |
| 2007-08 | 41 | 28 | 156 | 82.1 | 16th |
| 2006-07 | 41 | 39 | 168 | 76.8 | 27th |
| 2005-06 | 41 | 40 | 197 | 79.7 | 24th |
| 2004-05 | 41 | Did Not Play | | | |
| 2003-04 | 41 | 20 | 132 | 84.8 | 7th |
| 2002-03 | 41 | 30 | 163 | 81.6 | 23rd |
| 2001-02 | 41 | 20 | 142 | 85.9 | 7th |
| 2000-01 | 41 | 42 | 217 | 80.6 | 23rd |
| 1999-00 | 41 | 32 | 195 | 83.6 | 15th |
| 1998-99 | 41 | 39 | 204 | 80.9 | 22nd |
| 1997-98 | 41 | 29 | 198 | 85.4 | 11th |
| 1996-97 | 41 | 32 | 173 | 81.5 | 18th |
| 1995-96 | 41 | 33 | 222 | 85.1 | 2nd |
| 1994-95 | 24 | 18 | 96 | 81.3 | 14th |
| 1993-94 | 42 | 30 | 176 | 83.0 | 5th |
| 1992-93 | 42 | 59 | 211 | 72.0 | 24th |

SHORT-HANDED GOALS

| YEAR | GAMES | FOR | AGAINST |
|---------|-------|--------------|---------|
| 2018-19 | 82 | 12 | 3 |
| 2017-18 | 82 | 9 | 3 |
| 2016-17 | 82 | 4 | 8 |
| 2015-16 | 82 | 7 | 7 |
| 2014-15 | 82 | 7 | 6 |
| 2013-14 | 82 | 10 | 4 |
| 2012-13 | 48 | 0 | 4 |
| 2011-12 | 82 | 2 | 12 |
| 2010-11 | 82 | 1 | 16 |
| 2009-10 | 82 | 2 | 6 |
| 2008-09 | 82 | 4 | 9 |
| 2007-08 | 82 | 7 | 7 |
| 2006-07 | 82 | 14 | 11 |
| 2005-06 | 82 | 11 | 11 |
| 2004-05 | 82 | Did Not Play | |
| 2003-04 | 82 | 15 | 4 |
| 2002-03 | 82 | 6 | 4 |
| 2001-02 | 82 | 6 | 9 |
| 2000-01 | 82 | 9 | 11 |
| 1999-00 | 82 | 9 | 7 |
| 1998-99 | 82 | 11 | 10 |
| 1997-98 | 82 | 11 | 16 |
| 1996-97 | 82 | 13 | 9 |
| 1995-96 | 82 | 6 | 13 |
| 1994-95 | 48 | 6 | 5 |
| 1993-94 | 84 | 7 | 20 |
| 1992-93 | 84 | 8 | 12 |

PENALTY MINUTES

| YEAR | GAMES | MINUTES | AVERAGE |
|---------|-------|--------------|---------|
| 2018-19 | 82 | 779 | 9.5 |
| 2017-18 | 82 | 753 | 9.2 |
| 2016-17 | 82 | 875 | 10.7 |
| 2015-16 | 82 | 809 | 9.9 |
| 2014-15 | 82 | 788 | 9.6 |
| 2013-14 | 82 | 844 | 10.3 |
| 2012-13 | 48 | 577 | 12.0 |
| 2011-12 | 82 | 865 | 10.5 |
| 2010-11 | 82 | 905 | 11.0 |
| 2009-10 | 82 | 1357 | 16.8 |
| 2008-09 | 82 | 1306 | 15.9 |
| 2007-08 | 82 | 1040 | 12.7 |
| 2006-07 | 82 | 891 | 10.9 |
| 2005-06 | 82 | 959 | 11.7 |
| 2004-05 | 82 | Did Not Play | |
| 2003-04 | 82 | 951 | 12.0 |
| 2002-03 | 82 | 1079 | 13.2 |
| 2001-02 | 82 | 1072 | 13.1 |
| 2000-01 | 82 | 1404 | 17.1 |
| 1999-00 | 82 | 1733 | 21.1 |
| 1998-99 | 82 | 1316 | 16.0 |
| 1997-98 | 82 | 1823 | 22.2 |
| 1996-97 | 82 | 1686 | 20.6 |
| 1995-96 | 82 | 1628 | 19.9 |
| 1994-95 | 48 | 1040 | 21.7 |
| 1993-94 | 84 | 1579 | 18.8 |
| 1992-93 | 84 | 1625 | 19.3 |

SEASON LEADERS

| SEASON | GOALS | | ASSISTS | | POINTS | | PIM | | SHOTS | |
|---------|------------|----|------------|----|--------------|-----|-------------|------|-------------|-----|
| 2018-19 | Stamkos | 45 | Kucherov | 87 | Kucherov | 128 | Paquette | 80 | Kucherov | 246 |
| 2017-18 | Kucherov | 39 | Kucherov | 61 | Kucherov | 100 | Paquette | 72 | Kucherov | 279 |
| 2016-17 | Kucherov | 40 | Hedman | 56 | Kucherov | 85 | Paquette | 80 | Kucherov | 246 |
| 2015-16 | Stamkos | 36 | Hedman | 37 | Kucherov | 66 | Brown | 59 | Stamkos | 216 |
| 2014-15 | Stamkos | 43 | Palat | 47 | Stamkos | 72 | Morrow | 64 | Stamkos | 268 |
| 2013-14 | Stamkos | 25 | Hedman | 42 | Johnny Palat | 72 | | | | |
| | Filppula | 25 | | | Palat | 61 | Gudas | 152 | Johnson | 181 |
| 2012-13 | Stamkos | 29 | St. Louis | 43 | St. Louis | 60 | Crombeen | 112 | Stamkos | 157 |
| 2011-12 | Stamkos | 60 | St. Louis | 49 | Stamkos | 97 | Malone | 82 | Stamkos | 303 |
| 2010-11 | Stamkos | 45 | St. Louis | 68 | St. Louis | 99 | Downie | 171 | Stamkos | 272 |
| 2009-10 | Stamkos | 51 | St. Louis | 65 | Stamkos | 95 | Konopka | 265 | Stamkos | 297 |
| 2008-09 | St. Louis | 30 | St. Louis | 50 | St. Louis | 80 | Artyukhin | 151 | Lecavalier | 291 |
| 2007-08 | Lecavalier | 40 | St. Louis | 58 | Lecavalier | 92 | O'Brien | 154 | Lecavalier | 318 |
| 2006-07 | Lecavalier | 52 | St. Louis | 59 | Lecavalier | 108 | Roy | 116 | Lecavalier | 339 |
| 2005-06 | Lecavalier | 35 | Richards | 68 | Richards | 91 | Kubina | 96 | Lecavalier | 309 |
| 2004-05 | | | | | Did Not Play | | | | | |
| 2003-04 | St. Louis | 38 | St. Louis | 56 | St. Louis | 94 | Dingman | 140 | Richards | 244 |
| 2002-03 | Lecavalier | 33 | Richards | 57 | Prospal | 79 | Roy | 119 | Richards | 277 |
| | St. Louis | 33 | Prospal | 57 | | | | | | |
| 2001-02 | Andreychuk | 21 | Richards | 42 | Richards | 62 | Andreychuk | 109 | Richards | 251 |
| 2000-01 | Modin | 32 | Richards | 41 | Richards | 62 | Sarich | 106 | Modin | 217 |
| 1999-00 | Lecavalier | 25 | Lecavalier | 42 | Lecavalier | 67 | Svoboda | 170 | Lecavalier | 166 |
| 1998-99 | D. Tucker | 21 | Gratton | 26 | D. Tucker | 43 | D. Tucker | 176 | Gratton | 181 |
| 1997-98 | Renberg | 16 | Ysebaert | 27 | Ysebaert | 40 | Ciccone | 175 | Selivanov | 206 |
| | Selivanov | 16 | | | | | | | | |
| 1996-97 | Ciccarelli | 35 | Cullen | 37 | Gratton | 62 | Gratton | 201 | Hamrlik | 238 |
| 1995-96 | Selivanov | 31 | Bradley | 56 | Bradley | 79 | Petit | 135 | Hamrlik | 281 |
| 1994-95 | Bradley | 13 | Bradley | 27 | Bradley | 40 | Ciccone | 225 | Hamrlik | 134 |
| | Klima | 13 | | | | | | | | |
| 1993-94 | Klima | 28 | Bradley | 40 | Bradley | 64 | Ciccone | 226 | Savard | 181 |
| 1992-93 | Bradley | 42 | Bradley | 44 | Bradley | 86 | Hartman | 154 | Bradley | 205 |
| | | | | | | | | | | |
| SEASON | GWG | | PPG | | SHG | | GAA | | WINS | |
| 2018-19 | Kucherov | 8 | Point | 20 | Cirelli | 5 | Vasilevskiy | 2.40 | Vasilevskiy | 39 |
| 2017-18 | Point | 12 | Stamkos | 15 | Point | 3 | Vasilevskiy | 2.62 | Vasilevskiy | 44 |
| 2016-17 | Kucherov | 7 | Kucherov | 17 | Brown | 1 | Bishop | 2.55 | Vasilevskiy | 23 |
| | | | | | Coburn | 1 | | | | |
| | | | | | Gourde | 1 | | | | |
| | | | | | Killorn | 1 | | | | |
| 2015-16 | Stamkos | 8 | Stamkos | 14 | Boyle | 2 | Bishop | 2.06 | Bishop | 35 |
| 2014-15 | Stamkos | 6 | Stamkos | 13 | Boyle | 3 | Bishop | 2.32 | Bishop | 40 |
| | Johnson | 6 | | | | | | | | |
| 2013-14 | Stamkos | 5 | Stamkos | 9 | Johnson | 5 | Bishop | 2.23 | Bishop | 37 |
| 2012-13 | 5 Tied | 2 | Stamkos | 10 | None | | Lindback | 2.90 | Lindback | 10 |
| | | | | | | | Garon | 2.90 | | |
| 2011-12 | Stamkos | 12 | Stamkos | 12 | Malone | 1 | Garon | 2.85 | Garon | 23 |
| 2010-11 | Stamkos | 8 | Stamkos | 17 | Thompson | 1 | Roloson | 2.56 | Roloson | 18 |
| 2009-10 | St. Louis | 7 | Stamkos | 24 | Stamkos | 1 | Niittymaki | 2.87 | Niittymaki | 21 |
| | Malone | 7 | | | St. Louis | 1 | | | | |
| 2008-09 | Lecavalier | 6 | Lecavalier | 10 | St. Louis | 2 | Smith | 2.62 | Smith | 14 |
| 2007-08 | Lecavalier | 7 | Lecavalier | 10 | St. Louis | 2 | Smith | 2.59 | Smith | 15 |
| | | | St. Louis | 10 | | | | | | |
| 2006-07 | Lecavalier | 7 | Lecavalier | 16 | Lecavalier | 5 | Holmqvist | 2.85 | Holmqvist | 27 |
| | St. Louis | 7 | | | St. Louis | 5 | | | | |
| 2005-06 | St. Louis | 7 | Lecavalier | 13 | Richards | 4 | Burke | 2.80 | Grahame | 29 |
| | Lecavalier | 7 | | | | | | | | |
| 2004-05 | | | | | Did Not Play | | | | | |
| 2003-04 | St. Louis | 7 | Stillman | 11 | St. Louis | 8 | Grahame | 2.06 | Khabibulin | 28 |
| 2002-03 | Fedotenko | 6 | Andreychuk | 15 | St. Louis | 3 | Khabibulin | 2.47 | Khabibulin | 30 |
| 2001-02 | Andreychuk | 5 | Andreychuk | 9 | Kubina | 2 | Khabibulin | 2.36 | Khabibulin | 24 |
| 2000-01 | Modin | 4 | Modin | 8 | St. Louis | 3 | Weekes | 3.14 | Weekes | 20 |
| | St. Louis | 4 | | | | | | | | |
| 1999-00 | Modin | 5 | Lecavalier | 6 | Hruzli | 2 | Cloutier | 3.49 | Cloutier | 9 |
| | | | Kubina | 6 | Holzinger | 2 | | | | |
| | | | M. Johnson | 6 | | | | | | |
| 1998-99 | Forbes | 4 | D. Tucker | 8 | Richer | 2 | Bierk | 2.03 | Schwab | 8 |
| | | | | | Sillinger | 2 | | | | |
| 1997-98 | Zamuner | 4 | Renberg | 6 | Renberg | 3 | Puppa | 2.72 | Fitzpatrick | 7 |
| | | | | 3 | | | | | | |
| 1996-97 | Ciccarelli | 6 | Ciccarelli | 12 | Zamuner | 4 | Puppa | 2.58 | Tabaracci | 22 |
| 1995-96 | Bradley | 5 | Bellows | 13 | Zamuner | 3 | Puppa | 2.46 | Puppa | 29 |
| | Selivanov | 5 | Selivanov | 13 | | | | | | |
| 1994-95 | Klima | 3 | Hamrlik | 7 | Zamuner | 3 | Puppa | 2.68 | Puppa | 14 |
| | Selivanov | 3 | | | | | | | | |
| 1993-94 | J. Tucker | 6 | Klima | 10 | Seven With | 1 | Young | 2.50 | Puppa | 22 |
| 1992-93 | Bradley | 6 | Bradley | 16 | Andersson | 2 | Bergeron | 3.66 | Bergeron | 8 |
| | | | | | Bureau | 2 | Young | 3.66 | Jablonski | 8 |

ALL-TIME RECORDS

ALL-TIME SCORING

| PLAYER | TP | PLAYER | TP | PLAYER | TP | PLAYER | TP | PLAYER | TP |
|--------------------|-----|-------------------|-----|-----------------------|-----|-----------------|-----|----------------------|----|
| Martin St. Louis | 953 | Alex Killorn | 261 | Ruslan Fedotenko | 144 | John Cullen | 105 | Nate Thompson | 75 |
| Vincent Lecavalier | 874 | Chris Gratton | 259 | Peter Klima | 133 | Jonathan Drouin | 95 | Mikhail Sergachev | 72 |
| Steven Stamkos | 766 | Ryan Boyle | 253 | Ryan Callahan | 132 | Paul Ranger | 92 | Filip Kubina | 68 |
| Brad Richards | 489 | Pavel Kubina | 243 | John Tucker | 131 | Darcy Tucker | 91 | Cedric Paquette | 67 |
| Nikita Kucherov | 462 | Teddy Purcell | 203 | Anton Stralman | 130 | Shawn Chambers | 87 | Brian Boyle | 66 |
| Victor Hedman | 418 | Ryan Malone | 201 | Dave Andreychuk | 129 | Cory Sarich | 85 | Shawn Burr | 65 |
| Vaclav Prospal | 371 | Rob Zamuner | 200 | Mikael Andersson | 123 | Matt Carle | 82 | Stephane J.J. Richer | 65 |
| Tyler Johnson | 308 | Brayden Point | 198 | Vladislav Namestnikov | 123 | Cory Stillman | 80 | J.T. Miller | 65 |
| Brian Bradley | 300 | Roman Hamrlík | 185 | Yanni Gourde | 121 | Dino Ciccarelli | 77 | | |
| Ondrej Palat | 287 | Valtteri Filppula | 171 | Paul Ysebaert | 108 | Ben Clymer | 76 | | |
| Fredrik Modin | 286 | Alex Selivanov | 155 | | | Danton Cole | 76 | | |

ALL-TIME GOALTENDING

| PLAYER | YEARS | GP | MIN | GAA | W | L | OTL | SO | GA | SA | SPCT |
|---------------------|---------------|-----|--------|------|-----|----|-----|----|-----|-------|-------|
| Riku Helenius | 2008-09 | 1 | 7 | 0.00 | 0 | 0 | 0 | 0 | 0 | 2 | 1.000 |
| Kristers Gudlevskis | 2013-14/16-17 | 3 | 132 | 1.37 | 1 | 0 | 1 | 0 | 3 | 73 | .959 |
| Ben Bishop | 2012-13/16-17 | 227 | 13,005 | 2.28 | 131 | 64 | 20 | 17 | 494 | 6,222 | .921 |
| Nikolai Khabibulin | 2000-01/03-04 | 192 | 11,080 | 2.39 | 83 | 74 | 28 | 14 | 442 | 5,157 | .914 |
| Cedrick Desjardins | 2010-11/13-14 | 6 | 298 | 2.41 | 2 | 4 | 0 | 0 | 12 | 149 | .919 |
| Andrei Vasilevskiy | 2014-15/18-19 | 208 | 11,983 | 2.55 | 124 | 55 | 14 | 13 | 510 | 6,329 | .919 |
| John Grahame | 2002-03/05-06 | 103 | 5,754 | 2.64 | 53 | 36 | 5 | 8 | 253 | 2,538 | .900 |
| Daren Pappa | 1993-94/99-00 | 206 | 11,576 | 2.68 | 77 | 91 | 26 | 12 | 518 | 5,477 | .905 |
| Rick Tabaracci | 1996-97 | 55 | 3,012 | 2.75 | 20 | 25 | 6 | 4 | 138 | 1,415 | .902 |
| Sean Burke | 2005-06 | 35 | 1,713 | 2.80 | 14 | 10 | 0 | 2 | 80 | 764 | .895 |
| Mike Smith | 2007-08/10-11 | 118 | 6,720 | 2.85 | 43 | 52 | 17 | 0 | 319 | 3,361 | .905 |
| Mathieu Garon | 2011-12/12-13 | 66 | 3,394 | 2.86 | 28 | 25 | 6 | 1 | 162 | 1,618 | .900 |
| Antero Niittymäki | 2009-10 | 49 | 1,657 | 2.87 | 21 | 18 | 5 | 1 | 127 | 1,388 | .909 |
| Louis Domingue | 2017-18/18-19 | 38 | 2,247 | 2.88 | 28 | 8 | 1 | 0 | 108 | 1,196 | .910 |
| Anders Lindback | 2012-13/13-14 | 47 | 2,606 | 2.90 | 18 | 22 | 3 | 1 | 126 | 1,222 | .897 |
| Dan Ellis | 2010-11 | 31 | 1,679 | 2.93 | 13 | 7 | 6 | 2 | 82 | 741 | .889 |
| Johan Holmqvist | 2006-07/07-08 | 93 | 5,017 | 2.93 | 47 | 31 | 9 | 3 | 245 | 2,263 | .892 |
| Evgeny Konstantinov | 2000-01/02-03 | 2 | 20 | 3.00 | 0 | 0 | 0 | 0 | 1 | 6 | .833 |
| Kevin Weekes | 2000-01/01-02 | 80 | 4,207 | 3.09 | 23 | 42 | 3 | 6 | 217 | 2,252 | .904 |
| Sebastian Caron | 2011-12 | 3 | 135 | 3.11 | 1 | 1 | 0 | 0 | 7 | 57 | .877 |
| Dwayne Roloson | 2010-11/11-12 | 74 | 4,091 | 3.12 | 31 | 28 | 7 | 5 | 213 | 2,093 | .898 |
| Evgeni Nabokov | 2014-15 | 11 | 513 | 3.15 | 3 | 6 | 2 | 10 | 29 | 245 | .882 |
| Mark Fitzpatrick | 1997-98 | 34 | 1,938 | 3.16 | 7 | 24 | 1 | 1 | 102 | 975 | .895 |
| Corey Schwab | 1996-97/98-99 | 87 | 4,429 | 3.25 | 21 | 46 | 5 | 3 | 240 | 2,241 | .893 |
| Kevin Hodson | 1998-00/02-03 | 36 | 1,290 | 3.25 | 4 | 11 | 6 | 0 | 70 | 546 | .872 |
| Jeff Reese | 1995-96 | 19 | 994 | 3.26 | 7 | 7 | 1 | 0 | 54 | 464 | .884 |
| Marc Denis | 2006-07/07-08 | 54 | 2,768 | 3.32 | 18 | 23 | 2 | 1 | 153 | 1,267 | .879 |
| Karri Ramo | 2006-07/08-09 | 48 | 2,650 | 3.35 | 11 | 21 | 10 | 0 | 148 | 1,411 | .895 |
| Peter Budaj | 2016-17/17-18 | 15 | 709 | 3.38 | 6 | 4 | 1 | 0 | 40 | 345 | .884 |
| Wendell Young | 1992-93/93-94 | 40 | 2,071 | 3.39 | 9 | 22 | 3 | 1 | 117 | 969 | .879 |
| Dan Cloutier | 1999-00/00-01 | 76 | 3,497 | 3.50 | 12 | 43 | 6 | 1 | 204 | 1,799 | .887 |
| Dustin Tokarski | 2009-10/11-12 | 7 | 288 | 3.54 | 1 | 3 | 1 | 0 | 17 | 132 | .871 |
| Mike McKenna | 2008-09 | 15 | 776 | 3.56 | 7 | 8 | 1 | 1 | 46 | 406 | .887 |
| J.C. Bergeron | 1992-93/95-96 | 53 | 2,775 | 3.65 | 14 | 26 | 5 | 1 | 169 | 1,267 | .867 |
| Derek Wilkinson | 1995-96/98-99 | 22 | 983 | 3.66 | 3 | 12 | 3 | 0 | 57 | 454 | .874 |
| Olaf Kolzig | 2008-09 | 8 | 410 | 3.66 | 2 | 4 | 1 | 0 | 25 | 245 | .898 |
| Rich Parent | 1999-00 | 14 | 698 | 3.70 | 2 | 7 | 1 | 0 | 43 | 353 | .878 |
| Zac Bierk | 1997-98/99-00 | 26 | 1,001 | 3.78 | 5 | 9 | 2 | 0 | 63 | 539 | .883 |
| Dieter Kochan | 1999-00/01-02 | 20 | 789 | 3.88 | 1 | 10 | 1 | 0 | 51 | 378 | .865 |
| Bill Ranford | 1998-99 | 32 | 1,568 | 3.90 | 3 | 18 | 3 | 1 | 102 | 858 | .881 |
| Pat Jablonski | 1992-93/93-94 | 58 | 3,102 | 3.94 | 13 | 30 | 7 | 1 | 204 | 1,568 | .870 |
| Eddie Pasquale | 2018-19 | 3 | 182 | 3.96 | 2 | 1 | 0 | 0 | 12 | 102 | .882 |
| Wade Flaherty | 2000-01 | 2 | 118 | 4.06 | 0 | 2 | 0 | 0 | 8 | 55 | .854 |
| David Littman | 1992-93 | 1 | 45 | 9.33 | 0 | 1 | 0 | 0 | 7 | 21 | .667 |

ALL-TIME LEADERS

GAMES PLAYED

| RANK | PLAYER | GP |
|------|--------------------|-------|
| 1. | Vincent Lecavalier | 1,037 |
| 2. | Martin St. Louis | 972 |
| 3. | Steven Stamkos | 746 |
| 4. | Victor Hedman | 696 |
| 5. | Pavel Kubina | 662 |
| 6. | Brad Richards | 552 |
| 7. | Alex Killorn | 517 |
| 8. | Cory Sarich | 490 |
| 9. | Chris Gratton | 482 |
| 10. | Rob Zamuner | 475 |

GOALS

| RANK | PLAYER | G |
|------|--------------------|-----|
| 1. | Steven Stamkos | 393 |
| 2. | Vincent Lecavalier | 383 |
| 3. | Martin St. Louis | 365 |
| 4. | Nikita Kucherov | 188 |
| 5. | Brad Richards | 150 |
| 6. | Fredrik Modin | 145 |
| 7. | Tyler Johnson | 139 |
| 8. | Vaclav Prospal | 127 |
| 9. | Brian Bradley | 111 |
| 10. | Alex Killorn | 105 |

ASSISTS

| RANK | PLAYER | A |
|------|--------------------|-----|
| 1. | Martin St. Louis | 588 |
| 2. | Vincent Lecavalier | 491 |
| 3. | Steven Stamkos | 373 |
| 4. | Brad Richards | 339 |
| 5. | Victor Hedman | 324 |
| 6. | Nikita Kucherov | 274 |
| 7. | Vaclav Prospal | 244 |
| 8. | Ondrej Palat | 194 |
| 9. | Brian Bradley | 189 |
| 10. | Dan Boyle | 187 |

PENALTY MINUTES

| RANK | PLAYER | PIM |
|------|--------------------|-----|
| 1. | Chris Gratton | 828 |
| 2. | Pavel Kubina | 784 |
| 3. | Vincent Lecavalier | 746 |
| 4. | Enrico Ciccone | 604 |
| 5. | Cory Sarich | 554 |
| 6. | Steve Downie | 554 |
| 7. | Victor Hedman | 529 |
| 8. | Andre Roy | 484 |
| 9. | Steven Stamkos | 477 |
| 10. | Roman Hamrlík | 474 |

POWER-PLAY GOALS

| RANK | PLAYER | PPG |
|------|--------------------|-----|
| 1. | Steven Stamkos | 145 |
| 2. | Vincent Lecavalier | 112 |
| 3. | Martin St. Louis | 96 |
| 4. | Nikita Kucherov | 54 |
| 5. | Brad Richards | 49 |
| 6. | Vaclav Prospal | 44 |
| 7. | Dave Andreychuk | 38 |
| 8. | Brian Bradley | 37 |
| 9. | Pavel Kubina | 33 |
| 10. | Fredrik Modin | 32 |

GAME-WINNING GOALS

| RANK | PLAYER | PPG |
|------|--------------------|-----|
| 1. | Martin St. Louis | 64 |
| 2. | Vincent Lecavalier | 60 |
| 3. | Steven Stamkos | 55 |
| 4. | Nikita Kucherov | 31 |
| 5. | Tyler Johnson | 27 |
| 6. | Fredrik Modin | 23 |
| 7. | Brayden Point | 21 |
| 8. | Alex Killorn | 19 |
| 9. | Pavel Kubina | 18 |
| 10. | Brad Richards | 18 |

SHORT-HANDED GOALS

| RANK | PLAYER | SHG |
|------|--------------------|-----|
| 1. | Martin St. Louis | 28 |
| 2. | Rob Zamuner | 14 |
| 3. | Vincent Lecavalier | 13 |
| 4. | Tyler Johnson | 8 |
| 5. | Mikael Andersson | 7 |
| 6. | Ondrej Palat | 6 |
| 7. | Brian Boyle | 5 |
| 8. | Anthony Cirelli | 5 |
| 9. | Pavel Kubina | 5 |
| 10. | Cedric Paquette | 5 |
| 11. | Mike Sillinger | 5 |
| 12. | Steven Stamkos | 5 |

GOALTENDING

GAMES PLAYED

| RANK | PLAYER | GP |
|------|--------------------|-----|
| 1. | Ben Bishop | 227 |
| 2. | Andrei Vasilevskiy | 208 |
| 3. | Daren Pappa | 206 |
| 4. | Nikolai Khabibulin | 192 |
| 5. | Mike Smith | 118 |

MINUTES

| RANK | PLAYER | MIN |
|------|--------------------|--------|
| 1. | Ben Bishop | 13,005 |
| 2. | Andrei Vasilevskiy | 11,983 |
| 3. | Daren Pappa | 11,576 |
| 4. | Nikolai Khabibulin | 11,080 |
| 5. | Mike Smith | 6,720 |

GOALS AGAINST AVERAGE

| RANK | PLAYER | GAA |
|------|--------------------|------|
| 1. | Ben Bishop | 2.28 |
| 2. | Nikolai Khabibulin | 2.39 |
| 3. | Andrei Vasilevskiy | 2.55 |
| 4. | John Grahame | 2.64 |
| 5. | Daren Pappa | 2.68 |

WINS

| RANK | PLAYER | W |
|------|--------------------|-----|
| 1. | Ben Bishop | 131 |
| 2. | Andrei Vasilevskiy | 124 |
| 3. | Nikolai Khabibulin | 83 |
| 4. | Daren Pappa | 77 |
| 5. | John Grahame | 53 |

* Minimum 50 Games

SHUTOUTS

| RANK | PLAYER | SO |
|------|--------------------|----|
| 1. | Andrei Vasilevskiy | 18 |
| 2. | Ben Bishop | 17 |
| 3. | Nikolai Khabibulin | 14 |
| 4. | Daren Pappa | 12 |
| 5. | John Grahame | 8 |

SAVES

| RANK | PLAYER | SV |
|------|--------------------|-------|
| 1. | Andrei Vasilevskiy | 5,819 |
| 2. | Ben Bishop | 5,728 |
| 3. | Daren Pappa | 4,959 |
| 4. | Nikolai Khabibulin | 4,715 |
| 5. | Mike Smith | 3,042 |

SINGLE-SEASON LEADERS

GAMES PLAYED

| RANK | PLAYER | GP |
|------|--------------------------|----|
| 1. | Chris Gratton (1993-94) | 84 |
| 2. | Rob Zamuner (1992-93) | 84 |
| 3. | Adam Creighton (1992-93) | 83 |

POINTS

| RANK | PLAYER | PTS |
|------|------------------------------|-----|
| 1. | Nikita Kucherov (2018-19) | 128 |
| 2. | Vincent Lecavalier (2006-07) | 108 |
| 3. | Martin St. Louis (2006-07) | 102 |
| 4. | Nikita Kucherov (2017-18) | 100 |
| 5. | Martin St. Louis (2010-11) | 99 |
| 6. | Steven Stamkos (2018-19) | 98 |
| 7. | Steven Stamkos (2011-12) | 97 |
| 8. | Steven Stamkos (2009-10) | 95 |
| 9. | Martin St. Louis (2003-04) | 94 |
| 10. | Martin St. Louis (2009-10) | 94 |

GOALS

| RANK | PLAYER | G |
|------|------------------------------|----|
| 1. | Steven Stamkos (2011-12) | 60 |
| 2. | Vincent Lecavalier (2006-07) | 52 |
| 3. | Steven Stamkos (2009-10) | 51 |
| 4. | Steven Stamkos (2010-11) | 45 |
| 5. | Steven Stamkos (2018-19) | 45 |
| 6. | Martin St. Louis (2006-07) | 43 |
| 7. | Steven Stamkos (2014-15) | 43 |
| 8. | Brian Bradley (1992-93) | 42 |
| 9. | Nikita Kucherov (2018-19) | 41 |
| 10. | Brayden Point (2018-19) | 41 |

ASSISTS

| RANK | PLAYER | A |
|------|----------------------------|----|
| 1. | Nikita Kucherov (2018-19) | 87 |
| 2. | Brad Richards (2005-06) | 68 |
| 3. | Martin St. Louis (2010-11) | 68 |
| 4. | Martin St. Louis (2009-10) | 65 |
| 5. | Nikita Kucherov (2017-18) | 61 |
| 6. | Martin St. Louis (2006-07) | 59 |
| 7. | Steven Stamkos (2017-18) | 59 |
| 8. | Martin St. Louis (2007-08) | 58 |
| 9. | Vaclav Prospal (2002-03) | 57 |
| 10. | Brad Richards (2002-03) | 57 |

PENALTY MINUTES

| RANK | PLAYER | PIM |
|------|--------------------------|-----|
| 1. | Zenon Konopka (2009-10) | 265 |
| 2. | Enrico Ciccone (1995-96) | 258 |
| 3. | Enrico Ciccone (1994-95) | 225 |
| 4. | Steve Downie (2009-10) | 208 |
| 5. | Chris Gratton (1996-97) | 201 |
| 6. | Darcy Tucker (1998-99) | 176 |
| 7. | Steve Downie (2010-11) | 171 |
| 8. | Petr Svoboda (1999-00) | 170 |
| 9. | Louie DeBrusk (1997-98) | 166 |
| 10. | Mike Hartman (1992-93) | 154 |
| 11. | Shane O'Brien (2007-08) | 154 |

POWER-PLAY GOALS

| RANK | PLAYER | PPG |
|------|------------------------------|-----|
| 1. | Steven Stamkos (2009-10) | 24 |
| 2. | Brayden Point (2018-19) | 20 |
| 3. | Steven Stamkos (2018-19) | 19 |
| 4. | Steven Stamkos (2010-11) | 17 |
| 5. | Nikita Kucherov (2016-17) | 17 |
| 6. | Brian Bradley (1992-93) | 16 |
| 7. | Vincent Lecavalier (2006-07) | 16 |
| 8. | Dave Andreychuk (2002-03) | 15 |
| 9. | Steven Stamkos (2017-18) | 15 |
| 10. | Nikita Kucherov (2018-19) | 15 |

SHORT-HANDED GOALS

| RANK | PLAYER | SHG |
|------|----------------------------------|----------|
| 1. | Martin St. Louis (2003-04) | 8 |
| 2. | Vincent Lecavalier (2006-07) | 5 |
| 3 | Martin St. Louis (2006-07) | 5 |
| | Tyler Johnson (2013-14) | 5 |
| | Anthony Cirelli (2018-19) | 5 |

LAST TRADE WITH

ANAHEIM DUCKS: October 18, 2018 – Acquired F Mitch Hults in exchange for future considerations

ARIZONA COYOTES: November 14, 2017 -- Acquired G Louis Domingue in exchange for G Michael Leighton and F Tye McGinn

BOSTON BRUINS: March 2, 2015 – Acquired a 2015 second-round draft pick (D Matthew Spencer) and a 2016 second-round draft pick in exchange for RW Brett Connolly

BUFFALO SABRES: June 25, 2000 – Acquired a 2001 seventh-round draft pick (traded to Ottawa) and a 2001 ninth-round draft pick (LW Ilya Solarev) in exchange for a 2000 seventh-round draft pick

CALGARY FLAMES: November 12, 2015 -- Acquired future considerations in exchange for G Kevin Poulin

CAROLINA HURRICANES: April 2, 2013 – Acquired RW Adam Hall and a 2013 seventh-round draft pick (RW Joel Vermin) in exchange for D Marc-Andre Bergeron

CHICAGO BLACKHAWKS: January 11, 2019 – Acquired D Jan Rutta and a 2019 seventh-round draft pick (LW Mikhail Shalagin) in exchange for D Slater Koekkoek and a 2019 fifth-round draft pick

COLORADO AVALANCHE: February 21, 2012 – Acquired D Kyle Quincey in exchange for RW Steve Downie

COLUMBUS BLUE JACKETS: March 5, 2014 – Acquired C Jonathan Marchessault and LW Dalton Smith in exchange for C Dana Tyrell and D Matt Taormina

DALLAS STARS: November 30, 2008 – Acquired RW Lauri Tukonen in exchange for D Andrew Hutchinson

DETROIT RED WINGS: February 27, 2012 – Acquired D Mike Commodore in exchange for a conditional 2013 seventh-round draft pick

EDMONTON OILERS: January 31, 2018 – Acquired G Edward Pasquale in exchange for future considerations

Acquired a 2016 seventh-round draft pick in exchange for a 2015 seventh-round draft pick

FLORIDA PANTHERS: January 21, 2013 – Acquired LW J.F. Jacques in exchange for future considerations

LOS ANGELES KINGS: June 13, 2018 – Acquired F Andy Andreoff in exchange for G Peter Budaj

MINNESOTA WILD: June 28, 2014 – Acquired a 2014 third-round draft pick (C Brayden Point) in exchange for a 2014 third-round draft pick and a 2015 seventh-round draft pick

MONTREAL CANADIENS: June 15, 2017 – Acquired D Mikhail Sergachev and a conditional 2018 second-round draft pick in exchange for F Jonathan Drouin and a 2018 conditional sixth-round draft pick

NASHVILLE PREDATORS: June 14, 2019 – Acquired a 2021 seventh-round draft pick for G Connor Ingram

NEW JERSEY DEVILS: November 9, 2001 – Acquired D Josef Boumedienne, D Sascha Goc, and the rights to LW Anton But in exchange for D Andrei Zyuzin

NEW YORK ISLANDERS: July 1, 2017 – Acquired F Carter Verhaeghe in exchange for G Kristers Gudlevskis

NEW YORK RANGERS: February 26, 2018 – Acquired D Ryan McDonagh and F J.T. Miller in exchange for F Vladislav Namestnikov, F Brett Howden, D Libor Hajek, a 2018 first-round draft pick and a conditional 2019 second-round draft pick

OTTAWA SENATORS: July 30, 2019 – Acquired G Mike Condon and a 2020 sixth-round draft pick in exchange for F Ryan Callahan and a 2020 fifth-round draft pick

PHILADELPHIA FLYERS: March 1, 2017 – Acquired D Mark Streit in exchange for F Valtteri Filppula, a 2017 fourth-round draft pick and a 2017 seventh-round draft pick

PITTSBURGH PENGUINS: March 1, 2017 – Acquired a 2018 fourth-round draft pick in exchange for D Mark Streit

SAN JOSE SHARKS: February 9, 2015 – Traded G Evgeni Nabokov in exchange for future considerations

ST. LOUIS BLUES: July 10, 2012 – Acquired RW B.J. Crombeen and a 2014 fifth-round draft pick (traded to NY Rangers) in exchange for a 2013 fourth-round draft pick and a 2014 fourth-round draft pick

TORONTO MAPLE LEAFS: February 27, 2017 – Acquired F Byron Froese and a conditional 2017 second-round draft pick in exchange for F Brian Boyle

VANCOUVER CANUCKS: June 22, 2019 – Acquired a conditional 2020 first-round selection, a 2019 third-round selection (G Hugo Alnefelt) and G Marek Mazanec in exchange for F J.T. Miller

VEGAS GOLDEN KNIGHTS: June 21, 2017 -- Selected D Jason Garrison at 2017 Expansion Draft in exchange for Tampa Bay's 2017 second-round pick, Pittsburgh's 2018 fourth-round pick and negotiating rights with unsigned forward prospect Nikita Gusev

WASHINGTON CAPITALS: June 23, 2001 – Acquired a 2001 second-round draft pick (D Andreas Holmqvist) in exchange for a 2002 second-round draft pick

WINNIPEG JETS: January 31, 2007 – Acquired RW Kyle Wanvig and RW Stephen Baby in exchange for D Andy Delmore and C Andre Deveau

RECORD VS. OPPONENTS

OVERALL

| TEAM | GP | W | L | T/OT | PTS | GF | GA | PCT |
|--------------|-----|----|----|------|-----|-----|-----|------|
| Los Angeles | 39 | 24 | 11 | 4 | 52 | 110 | 784 | .667 |
| Columbus | 31 | 20 | 10 | 1 | 41 | 89 | 62 | .661 |
| Winnipeg^ | 90 | 47 | 30 | 13 | 107 | 290 | 256 | .594 |
| Chicago | 44 | 22 | 14 | 8 | 52 | 121 | 121 | .591 |
| Calgary | 38 | 21 | 15 | 2 | 44 | 121 | 123 | .579 |
| Carolina* | 124 | 62 | 45 | 17 | 141 | 379 | 348 | .569 |
| Anaheim | 36 | 17 | 13 | 6 | 40 | 85 | 89 | .556 |
| Arizona++ | 41 | 22 | 18 | 1 | 45 | 126 | 116 | .549 |
| NY Islanders | 100 | 50 | 41 | 9 | 109 | 283 | 291 | .545 |
| Montreal | 102 | 47 | 39 | 16 | 110 | 255 | 268 | .539 |
| NY Rangers | 101 | 48 | 42 | 11 | 107 | 303 | 314 | .530 |
| Florida | 134 | 59 | 52 | 23 | 141 | 378 | 414 | .526 |
| Colorado+ | 45 | 20 | 18 | 7 | 47 | 123 | 138 | .522 |
| Philadelphia | 97 | 43 | 43 | 11 | 97 | 286 | 299 | .500 |
| Edmonton | 39 | 17 | 17 | 5 | 39 | 113 | 112 | .500 |
| Detroit | 58 | 27 | 28 | 3 | 57 | 166 | 191 | .491 |
| San Jose | 42 | 19 | 20 | 2 | 40 | 124 | 136 | .476 |
| Buffalo | 102 | 42 | 47 | 13 | 97 | 268 | 300 | .475 |
| Ottawa | 102 | 43 | 49 | 10 | 96 | 280 | 349 | .471 |
| Toronto | 97 | 41 | 47 | 9 | 91 | 263 | 303 | .469 |
| Nashville | 28 | 11 | 13 | 4 | 26 | 75 | 85 | .464 |
| Pittsburgh | 95 | 40 | 47 | 8 | 88 | 273 | 315 | .463 |
| Vancouver | 36 | 14 | 17 | 5 | 33 | 104 | 127 | .458 |
| Dallas** | 42 | 16 | 20 | 6 | 38 | 118 | 127 | .452 |
| New Jersey | 100 | 35 | 50 | 15 | 85 | 245 | 309 | .425 |
| Minnesota | 26 | 9 | 13 | 4 | 22 | 57 | 72 | .423 |
| St. Louis | 43 | 14 | 22 | 7 | 35 | 114 | 141 | .407 |
| Washington | 128 | 43 | 71 | 14 | 100 | 337 | 442 | .391 |
| Vegas | 4 | 1 | 2 | 1 | 3 | 9 | 12 | .375 |
| Boston | 102 | 29 | 55 | 18 | 76 | 265 | 337 | .373 |

HOME

| TEAM | GP | W | L | T/OTL | PTS | PCT |
|--------------|----|----|----|-------|-----|------|
| Columbus | 16 | 12 | 4 | 0 | 24 | .750 |
| Chicago | 21 | 13 | 4 | 4 | 30 | .714 |
| Winnipeg^ | 45 | 29 | 11 | 5 | 63 | .700 |
| Colorado+ | 22 | 13 | 6 | 3 | 29 | .659 |
| Carolina* | 61 | 38 | 19 | 4 | 80 | .656 |
| Los Angeles | 19 | 11 | 6 | 2 | 24 | .632 |
| Edmonton | 20 | 11 | 6 | 3 | 25 | .625 |
| NY Islanders | 50 | 28 | 16 | 6 | 62 | .620 |
| Minnesota | 13 | 7 | 4 | 2 | 16 | .615 |
| Florida | 68 | 35 | 21 | 12 | 82 | .603 |
| Detroit | 30 | 17 | 11 | 2 | 36 | .600 |
| Montreal | 52 | 24 | 16 | 12 | 60 | .577 |
| Pittsburgh | 47 | 26 | 19 | 2 | 54 | .574 |
| Philadelphia | 48 | 24 | 21 | 3 | 55 | .573 |
| NY Rangers | 49 | 24 | 18 | 7 | 55 | .561 |
| Arizona++ | 19 | 11 | 7 | 1 | 21 | .553 |
| Calgary | 19 | 10 | 8 | 1 | 21 | .553 |
| St. Louis | 23 | 10 | 8 | 5 | 25 | .543 |
| Anaheim | 18 | 9 | 8 | 1 | 19 | .528 |
| San Jose | 22 | 11 | 10 | 1 | 23 | .523 |
| Ottawa | 52 | 24 | 23 | 5 | 53 | .510 |
| Boston | 50 | 21 | 21 | 8 | 50 | .500 |
| Vancouver | 18 | 8 | 9 | 2 | 18 | .500 |
| New Jersey | 49 | 20 | 21 | 8 | 48 | .490 |
| Toronto | 48 | 21 | 23 | 4 | 46 | .479 |
| Buffalo | 52 | 20 | 24 | 8 | 48 | .462 |
| Nashville | 13 | 5 | 6 | 2 | 12 | .462 |
| Washington | 64 | 26 | 34 | 4 | 56 | .438 |
| Dallas** | 22 | 7 | 12 | 3 | 17 | .386 |
| Vegas | 2 | 0 | 1 | 1 | 1 | .250 |

AWAY

| TEAM | GP | W | L | T/OTL | PTS | PCT |
|--------------|----|----|----|-------|-----|------|
| Los Angeles | 20 | 13 | 5 | 2 | 28 | .700 |
| Calgary | 19 | 11 | 7 | 1 | 23 | .605 |
| Anaheim | 18 | 8 | 5 | 5 | 21 | .583 |
| Columbus | 15 | 8 | 6 | 1 | 17 | .567 |
| Arizona++ | 22 | 12 | 10 | 0 | 24 | .545 |
| Dallas** | 20 | 9 | 8 | 3 | 21 | .525 |
| NY Rangers | 52 | 24 | 24 | 4 | 52 | .500 |
| Montreal | 50 | 23 | 23 | 4 | 50 | .500 |
| Vegas | 2 | 1 | 1 | 0 | 2 | .500 |
| Buffalo | 50 | 22 | 23 | 5 | 49 | .490 |
| Winnipeg^ | 45 | 18 | 19 | 8 | 44 | .489 |
| Carolina* | 63 | 24 | 26 | 13 | 61 | .484 |
| Chicago | 23 | 9 | 10 | 4 | 22 | .478 |
| San Jose | 20 | 9 | 10 | 1 | 19 | .475 |
| NY Islanders | 50 | 22 | 25 | 3 | 47 | .470 |
| Philadelphia | 49 | 19 | 22 | 8 | 46 | .469 |
| Nashville | 15 | 6 | 7 | 2 | 14 | .467 |
| Toronto | 49 | 20 | 24 | 5 | 45 | .459 |
| Florida | 66 | 24 | 31 | 11 | 59 | .447 |
| Ottawa | 50 | 19 | 26 | 5 | 43 | .430 |
| Vancouver | 18 | 6 | 9 | 3 | 15 | .417 |
| Colorado+ | 23 | 7 | 12 | 4 | 18 | .391 |
| Detroit | 28 | 10 | 17 | 1 | 21 | .375 |
| Edmonton | 19 | 6 | 11 | 2 | 14 | .368 |
| New Jersey | 51 | 15 | 29 | 7 | 37 | .363 |
| Pittsburgh | 48 | 14 | 28 | 6 | 34 | .354 |
| Washington | 64 | 17 | 37 | 10 | 44 | .344 |
| Boston | 52 | 8 | 34 | 10 | 26 | .250 |
| St. Louis | 20 | 4 | 14 | 2 | 10 | .250 |
| Minnesota | 13 | 2 | 9 | 2 | 6 | .231 |

* Includes games against Hartford (1992-97)

+ Includes games against Quebec (1992-95)

^ Includes games against Atlanta (1999-2011)

** Includes games against Minnesota (1992-93)

++ Includes games against Winnipeg (1992-96)



OVERTIME / SHOOTOUT

WINS

| DATE | OPPONENT | WINNING GOAL SCORER | TIME | SCORE |
|----------------|------------------|---------------------|----------|-------|
| 1992-93 | | | | |
| 1. 11/7/92 | at NY Islanders | Doug Crossman | 1:16 | 6-5 |
| 2. 12/16/92 | at San Jose | John Tucker | 2:53 | 5-4 |
| 3. 3/25/93 | at Ottawa | Mikael Andersson | 0:36 | 3-2 |
| 1993-94 | | | | |
| 4. 1/16/94 | at Winnipeg | Mikael Andersson | 0:09 | 3-2 |
| 5. 1/19/94 | vs. NY Islanders | Chris Gratton | 4:20 | 4-3 |
| 6. 3/30/94 | at Buffalo | Brian Bradley | 3:52 | 3-2 |
| 1994-95 | | | | |
| 7. 3/2/95 | at Ottawa | Brian Bradley | 3:55 | 3-2 |
| 8. 3/27/95 | vs. Montreal | Petr Klima | 2:23 | 3-2 |
| 1995-96 | | | | |
| 9. 11/18/95 | vs. Vancouver | Petr Klima | 2:06 | 5-4 |
| 10. 2/21/96 | at Toronto | Brian Bellows | 1:42 | 3-2 |
| 11. 2/23/96 | at NY Islanders | Rob Zamuner | 4:45 | 3-2 |
| 1996-97 | | | | |
| 12. 10/5/96 | at Pittsburgh | Shawn Burr | 1:37 | 4-3 |
| 13. 1/21/97 | vs. Colorado | Bill Houlder | 2:02 | 3-2 |
| 14. 3/9/97 | vs. Calgary | Rob Zamuner | 2:20 | 2-1 |
| 15. 3/21/97 | at Calgary | Jeff Toms | 2:46 | 4-3 |
| 1998-99 | | | | |
| 16. 12/12/98 | at NY Islanders | Benoit Hogue | 4:12 | 2-1 |
| 2000-01 | | | | |
| 17. 11/3/00 | vs. NY Islanders | Craig Millar | 2:46 | 4-3 |
| 18. 3/6/01 | vs. San Jose | Brad Richards | 4:02 | 2-1 |
| 2001-02 | | | | |
| 19. 11/10/01 | vs. Pittsburgh | Vaclav Prospal | 4:29 | 3-2 |
| 20. 12/21/01 | vs. St. Louis | Vincent Lecavalier | 3:29 | 4-3 |
| 21. 1/15/02 | at New Jersey | Zdeno Ciger | 1:25 | 5-4 |
| 22. 4/14/02 | at Florida | Vincent Lecavalier | 0:17 | 3-2 |
| 2002-03 | | | | |
| 23. 10/10/02 | at Florida | Vaclav Prospal | 3:34 | 4-3 |
| 24. 11/17/02 | at Carolina | Cory Sarich | 3:45 | 2-1 |
| 2003-04 | | | | |
| 25. 10/21/03 | vs. Atlanta | Pavel Kubina | 3:28 | 3-2 |
| 26. 12/18/03 | at Philadelphia | Martin St. Louis | 2:03 | 5-4 |
| 27. 1/11/04 | vs. NY Rangers | Jassen Cullimore | 2:03 | 2-1 |
| 28. 3/5/04 | vs. New Jersey | Dave Andreychuk | 2:17 | 3-2 |
| 2004-05 | | | | |
| Did Not Play | | | | |
| 2005-06 | | | | |
| 29. 11/23/05 | at Washington | Vaclav Prospal | Shootout | 4-3 |
| 30. 12/2/05 | vs. Chicago | Brad Richards | Shootout | 3-2 |
| 31. 12/26/05 | vs. Carolina | Dan Boyle | 4:26 | 5-4 |
| 32. 1/3/06 | vs. NY Rangers | Vaclav Prospal | 3:47 | 1-0 |
| 33. 1/26/06 | vs. New Jersey | Ruslan Fedotenko | 2:22 | 1-0 |
| 34. 1/31/06 | vs. Toronto | Vincent Lecavalier | Shootout | 3-2 |
| 35. 2/6/06 | at NY Islanders | Vincent Lecavalier | 4:05 | 3-2 |
| 36. 3/7/06 | at Pittsburgh | Brad Richards | Shootout | 5-4 |
| 37. 3/23/06 | vs. Washington | Pavel Kubina | 3:27 | 4-3 |
| 38. 3/25/06 | vs. NY Rangers | Brad Richards | Shootout | 4-3 |
| 39. 4/6/06 | vs. Atlanta | Brad Richards | Shootout | 3-2 |
| 40. 4/15/06 | vs. Carolina | Martin St. Louis | 4:49 | 3-2 |
| 2006-07 | | | | |
| 41. 10/5/06 | at Atlanta | Vincent Lecavalier | Shootout | 3-2 |
| 42. 11/8/06 | at Pittsburgh | Vincent Lecavalier | 2:41 | 4-3 |
| 43. 11/17/06 | vs. NY Islanders | Dmitry Afanasev | Shootout | 3-2 |
| 44. 11/24/06 | vs. Atlanta | Martin St. Louis | 2:25 | 3-2 |
| 45. 1/7/07 | at Pittsburgh | Martin St. Louis | Shootout | 3-2 |
| 46. 1/18/07 | at New Jersey | Brad Richards | Shootout | 3-2 |
| 47. 1/20/07 | at Carolina | Vaclav Prospal | Shootout | 6-5 |
| 48. 1/30/07 | at Philadelphia | Vincent Lecavalier | Shootout | 4-3 |
| 49. 2/6/07 | vs. Los Angeles | Brad Richards | Shootout | 3-2 |
| 50. 2/15/07 | vs. Washington | Martin St. Louis | Shootout | 3-2 |
| 51. 2/20/07 | vs. Florida | Martin St. Louis | Shootout | 3-2 |
| 52. 2/22/07 | at Atlanta | Martin St. Louis | 3:44 | 5-4 |
| 53. 3/1/07 | at Washington | Nick Tarnasky | Shootout | 5-4 |
| 54. 3/10/07 | at Calgary | Dan Boyle | 2:59 | 3-2 |
| 55. 3/20/07 | vs. NY Islanders | Filip Kuba | 0:55 | 4-3 |
| 2007-08 | | | | |
| 56. 12/4/07 | vs. Ottawa | Vaclav Prospal | Shootout | 4-3 |
| 57. 12/11/07 | at Montreal | Brad Richards | Shootout | 3-2 |
| 58. 2/7/08 | at Nashville | Vaclav Prospal | 0:58 | 2-1 |
| 59. 2/29/08 | vs. Toronto | Dan Boyle | 2:02 | 3-2 |
| 2008-09 | | | | |
| 60. 10/21/08 | vs. Atlanta | Vincent Lecavalier | 1:41 | 3-2 |
| 61. 11/1/08 | vs. Ottawa | Evgeny Artyukhin | Shootout | 3-2 |
| 62. 12/26/08 | at Florida | Ryan Malone | Shootout | 4-3 |
| 63. 3/14/09 | at Philadelphia | Steven Stamkos | Shootout | 4-3 |
| 64. 3/24/09 | vs. Columbus | Martin St. Louis | 3:04 | 2-1 |
| 2009-10 | | | | |
| 65. 11/3/09 | at Toronto | Ryan Malone | 2:21 | 2-1 |
| 66. 11/12/09 | vs. Minnesota | Vincent Lecavalier | Shootout | 4-3 |
| 67. 11/22/09 | at Atlanta | Steven Stamkos | 2:56 | 4-3 |
| 68. 1/21/10 | vs. Toronto | Martin St. Louis | 4:50 | 3-2 |
| 69. 1/23/10 | vs. Calgary | Jeff Halpern | Shootout | 2-1 |
| 70. 2/6/10 | vs. Calgary | Andrei Meszaros | 1:58 | 2-1 |
| 71. 3/23/10 | vs. Carolina | Martin St. Louis | 0:29 | 3-2 |
| 72. 4/8/10 | vs. Ottawa | Teddy Purcell | Shootout | 4-3 |
| 73. 4/10/10 | vs. Florida | Steven Stamkos | Shootout | 4-3 |

| DATE | OPPONENT | WINNING GOAL SCORER | TIME | SCORE |
|----------------|------------------|-----------------------|----------|-------|
| 2010-11 | | | | |
| 74. 10/13/10 | at Montreal | Ryan Malone | 4:09 | 4-3 |
| 75. 11/30/10 | at Toronto | Simon Gagne | 1:15 | 4-3 |
| 76. 12/11/10 | at Vancouver | Steven Stamkos | 0:34 | 5-4 |
| 77. 12/15/10 | vs. Atlanta | Victor Hedman | Shootout | 2-1 |
| 78. 12/23/10 | at NY Rangers | Ryan Malone | Shootout | 4-3 |
| 79. 12/26/10 | at Atlanta | Vincent Lecavalier | 1:13 | 3-2 |
| 80. 1/1/11 | vs. NY Rangers | Nate Thompson | 0:19 | 2-1 |
| 81. 1/4/11 | at Washington | Martin St. Louis | 2:54 | 1-0 |
| 82. 1/18/11 | vs. Columbus | Ryan Malone | Shootout | 3-2 |
| 83. 1/20/11 | at Atlanta | Dominic Moore | Shootout | 3-2 |
| 84. 1/21/11 | at Florida | Dominic Moore | Shootout | 2-1 |
| 85. 2/6/11 | vs. St. Louis | Vincent Lecavalier | 4:53 | 4-3 |
| 86. 2/12/11 | vs. Carolina | Marc-Andre Bergeron | 1:32 | 4-3 |
| 87. 3/9/11 | vs. Chicago | Martin St. Louis | Shootout | 4-3 |
| 2011-12 | | | | |
| 88. 11/4/11 | vs. Chicago | Vincent Lecavalier | 4:06 | 5-4 |
| 89. 11/6/11 | at Florida | Dominic Moore | Shootout | 4-3 |
| 90. 11/9/11 | vs. Philadelphia | Brett Connolly | 2:30 | 2-1 |
| 91. 11/25/11 | at Florida | Steven Stamkos | 2:29 | 2-1 |
| 92. 12/8/11 | at NY Rangers | Dominic Moore | Shootout | 3-2 |
| 93. 12/15/11 | vs. Calgary | Steven Stamkos | 0:30 | 5-4 |
| 94. 1/31/12 | vs. Washington | Steven Stamkos | 2:45 | 4-3 |
| 95. 2/16/12 | vs. San Jose | Martin St. Louis | 4:27 | 6-5 |
| 96. 3/2/12 | vs. NY Rangers | Ryan Malone | 1:58 | 4-3 |
| 97. 3/12/12 | at Carolina | Steven Stamkos | 2:41 | 4-3 |
| 98. 3/22/12 | vs. Edmonton | Teddy Purcell | Shootout | 2-2 |
| 99. 3/31/12 | vs. Winnipeg | Steven Stamkos | 0:45 | 3-2 |
| 100. 4/7/12 | at Winnipeg | Teddy Purcell | 1:08 | 4-3 |
| 2012-13 | | | | |
| 101. 2/16/13 | at Florida | Benoit Pouliot | 1:19 | 6-5 |
| 102. 3/29/13 | vs. New Jersey | Teddy Purcell | Shootout | 5-4 |
| 2013-14 | | | | |
| 103. 10/5/13 | at Chicago | Valtteri Filppula | Shootout | 1-0 |
| 104. 10/8/13 | at Buffalo | Alex Killorn | 1:50 | 3-2 |
| 105. 10/24/13 | vs. Chicago | Martin St. Louis | 1:16 | 6-5 |
| 106. 10/27/13 | at Florida | Steven Stamkos | Shootout | 4-3 |
| 107. 11/9/13 | at Detroit | Teddy Purcell | 3:51 | 3-2 |
| 108. 11/12/13 | at Montreal | Valtteri Filppula | Shootout | 2-1 |
| 109. 12/12/13 | vs. Detroit | Martin St. Louis | Shootout | 2-1 |
| 110. 12/17/13 | at NY Islanders | Nikita Kucherov | Shootout | 3-2 |
| 111. 12/21/13 | vs. Carolina | Radko Dudas | 2:16 | 3-2 |
| 112. 1/23/14 | vs. Ottawa | Nikita Kucherov | Shootout | 4-3 |
| 113. 2/1/14 | at Montreal | Nate Thompson | 4:36 | 2-1 |
| 114. 3/27/14 | vs. NY Islanders | Sami Salo | Shootout | 3-2 |
| 115. 3/29/14 | at Buffalo | Steven Stamkos | 1:53 | 4-3 |
| 116. 4/13/14 | at Washington | Matt Carle | Shootout | 1-0 |
| 2014-15 | | | | |
| 117. 10/9/14 | vs. Florida | Victor Hedman | 1:11 | 3-2 |
| 118. 10/21/14 | at Calgary | Ondrej Palat | 3:00 | 2-1 |
| 119. 11/9/14 | at Detroit | Ryan Callahan | Shootout | 4-3 |
| 120. 1/17/15 | vs. Colorado | Ryan Callahan | Shootout | 3-2 |
| 121. 3/10/15 | at Montreal | Tyler Johnson | 1:03 | 1-0 |
| 122. 4/9/15 | at New Jersey | Tyler Johnson | 1:22 | 4-3 |
| 123. 4/11/15 | vs. Boston | Victor Hedman | Shootout | 3-2 |
| 2015-16 | | | | |
| 124. 10/8/15 | vs. Philadelphia | Jason Garrison | 2:17 | 3-2 |
| 125. 10/23/15 | at Winnipeg | Ondrej Palat | 0:36 | 4-3 |
| 126. 10/27/15 | vs. Los Angeles | Valtteri Filppula | Shootout | 2-1 |
| 127. 12/15/15 | at Toronto | Vladislav Namestnikov | 2:01 | 5-4 |
| 128. 1/2/16 | vs. Minnesota | Ryan Callahan | Shootout | 3-2 |
| 129. 1/9/16 | at Vancouver | Nikita Kucherov | 3:51 | 3-2 |
| 130. 1/15/16 | vs. Pittsburgh | Vladislav Namestnikov | 2:11 | 5-4 |
| 131. 2/12/16 | vs. Nashville | Tyler Johnson | 1:04 | 4-3 |
| 132. 2/18/16 | vs. Winnipeg | Steven Stamkos | Shootout | 6-5 |
| 133. 3/5/16 | vs. Carolina | Alex Killorn | 4:17 | 4-3 |
| 2016-17 | | | | |
| 134. 10/18/16 | vs. Florida | Brayden Point | Shootout | 4-3 |
| 135. 12/3/16 | vs. Washington | Brian Boyle | Shootout | 2-1 |
| 136. 12/28/16 | vs. Montreal | Tyler Johnson | 1:36 | 4-3 |
| 137. 2/4/17 | vs. Anaheim | Brian Boyle | Shootout | 3-2 |
| 138. 2/19/17 | at Colorado | Jonathan Drouin | 2:27 | 3-2 |
| 139. 3/1/17 | vs. Carolina | Victor Hedman | 0:46 | 4-3 |
| 140. 3/4/17 | at Buffalo | Brayden Point | Shootout | 2-1 |
| 141. 3/14/17 | at Ottawa | Victor Hedman | 4:06 | 2-1 |
| 142. 3/24/17 | at Detroit | Nikita Kucherov | 3:28 | 2-1 |
| 143. 3/27/17 | vs. Chicago | Yanni Gourde | 4:25 | 5-4 |
| 2017-18 | | | | |
| 144. 10/9/17 | vs. Washington | Brayden Point | 3:08 | 4-3 |
| 145. 11/4/17 | vs. Columbus | Steven Stamkos | Shootout | 5-4 |
| 146. 11/22/17 | vs. Chicago | Brayden Point | 3:25 | 3-2 |
| 147. 12/9/17 | vs. Winnipeg | Brayden Point | 0:36 | 4-3 |
| 148. 12/21/17 | vs. Ottawa | Brayden Point | Shootout | 4-3 |
| 149. 1/23/18 | at Nashville | Yanni Gourde | 1:45 | 4-3 |
| 150. 2/24/18 | at Montreal | Brayden Point | Shootout | 4-3 |
| 151. 2/25/18 | vs. Toronto | Brayden Point | Shootout | 4-3 |
| 152. 3/1/18 | at Dallas | Cory Conacher | 4:19 | 5-4 |
| 153. 3/3/18 | vs. Philadelphia | Brayden Point | Shootout | 7-6 |
| 154. 3/6/18 | vs. Florida | Brayden Point | 2:49 | 5-4 |
| 155. 3/10/18 | vs. Montreal | Nikita Kucherov | Shootout | 3-2 |
| 2018-19 | | | | |
| 156. 10/6/18 | vs. Florida | J.T. Miller | Shootout | 2-1 |
| 157. 11/4/18 | at Ottawa | Yanni Gourde | 0:14 | 4-3 |
| 158. 11/17/18 | at Philadelphia | Anthony Cirelli | 1:47 | 6-5 |
| 159. 12/1/18 | at Florida | Brayden Point | 3:12 | 5-4 |
| 160. 12/4/18 | at Detroit | Nikita Kucherov | Shootout | 5-4 |
| 161. 12/20/18 | at Calgary | J.T. Miller | Shootout | 5-4 |
| 162. 12/27/18 | vs. Philadelphia | Alex Killorn | 0:18 | 6-5 |
| 163. 12/31/18 | at Anaheim | Brayden Point | 0:35 | 2-1 |
| 164. 2/1/19 | at NY Islanders | Victor Hedman | Shootout | 1-0 |
| 165. 2/21/19 | vs. Buffalo | Steven Stamkos | Shootout | 2-1 |
| 166. 2/25/19 | vs. Los Angeles | Victor Hedman | Shootout | 4-3 |
| 167. 2/27/19 | at NY Rangers | Victor Hedman | 3:25 | 4-3 |
| 168. 3/20/19 | at Washington | Victor Hedman | 3:01 | 5-4 |

LOSSES

| DATE | OPPONENT | WINNING GOAL SCORER | TIME | SCORE |
|--------------|------------------|---------------------|----------|-------|
| 1992-93 | | | | |
| 1. 10/16/92 | at Buffalo | Bob Sweeney | 2:30 | 4-5 |
| 2. 11/27/92 | at Calgary | Joel Otto | 1:01 | 2-3 |
| 3. 11/28/92 | at Edmonton | Craig Simpson | 3:45 | 3-4 |
| 4. 3/16/93 | vs. Hartford | Murray Craven | 1:03 | 3-4 |
| 1993-94 | | | | |
| 5. 10/30/93 | at Florida | Dave Lowry | 4:56 | 1-2 |
| 6. 11/27/93 | vs. Philadelphia | Kevin Dineen | 0:34 | 3-4 |
| 7. 3/3/94 | vs. New Jersey | John MacLean | 3:04 | 4-5 |
| 8. 3/22/94 | at NY Islanders | Vladimir Malakhov | 3:59 | 4-5 |
| 1994-95 | | | | |
| 9. 3/4/95 | at Hartford | Robert Kron | 1:11 | 2-3 |
| 10. 3/24/95 | vs. Boston | Fred Knipscheer | 3:32 | 3-4 |
| 1995-96 | | | | |
| 11. 11/10/95 | vs. Edmonton | Jason Arnott | 2:41 | 3-4 |
| 12. 11/16/95 | vs. Toronto | Benoit Hogue | 0:32 | 4-5 |
| 13. 2/10/96 | vs. Detroit | Sergei Fedorov | 0:52 | 2-3 |
| 1996-97 | | | | |
| 14. 12/21/96 | at Hartford | Robert Kron | 2:11 | 5-6 |
| 15. 2/14/97 | at Washington | Steve Konowalchuk | 2:57 | 4-5 |
| 1997-98 | | | | |
| 16. 1/21/98 | vs. Washington | Kelly Miller | 3:32 | 2-3 |
| 17. 3/16/98 | at Boston | Steve Heinze | 1:24 | 3-4 |
| 18. 3/25/98 | vs. Montreal | Patrice Brisebois | 2:34 | 1-2 |
| 1998-99 | | | | |
| 19. 12/15/98 | at Pittsburgh | Kevin Hatcher | 3:17 | 2-3 |
| 20. 1/4/99 | at Toronto | Fredrik Modin | 1:54 | 4-5 |
| 1999-00 | | | | |
| 21. 10/19/99 | vs. Vancouver | Mark Messier | 0:43 | 5-6 |
| 22. 11/28/99 | vs. Buffalo | Michal Grosseck | 2:26 | 2-3 |
| 23. 12/19/99 | at NY Rangers | Thore Fleury | 0:45 | 4-5 |
| 24. 1/8/00 | at Calgary | Phil Housley | 4:28 | 2-3 |
| 25. 2/3/00 | vs. Montreal | Martin Rucinsky | 0:31 | 1-2 |
| 26. 2/10/00 | at NY Islanders | Tim Connolly | 3:49 | 4-5 |
| 27. 3/8/00 | at Philadelphia | Eric Desjardins | 3:49 | 2-3 |
| 2000-01 | | | | |
| 28. 10/31/00 | at Carolina | Sandis Ozolinsh | 2:35 | 5-6 |
| 29. 11/25/00 | at Florida | Pavel Bure | 2:47 | 1-2 |
| 30. 1/27/01 | at Florida | Pavel Bure | 0:59 | 2-3 |
| 31. 3/13/01 | vs. Edmonton | Eric Brewer | 1:17 | 4-5 |
| 32. 4/5/01 | vs. NY Rangers | Manny Malhotra | 3:23 | 3-4 |
| 2001-02 | | | | |
| 33. 11/3/01 | at Pittsburgh | Billy Tibbetts | 1:51 | 1-2 |
| 34. 12/29/01 | vs. Boston | Glen Murray | 2:34 | 4-5 |
| 35. 2/26/02 | vs. Detroit | Brendan Shanahan | 2:55 | 3-4 |
| 36. 3/24/02 | vs. Boston | Bill Guerin | 4:35 | 3-4 |
| 2002-03 | | | | |
| 37. 11/9/02 | vs. Chicago | Igor Korablev | 2:39 | 2-3 |
| 38. 12/3/02 | at Toronto | Karel Pilar | 3:48 | 3-4 |
| 39. 12/7/02 | at Boston | Nick Boynton | 3:11 | 2-3 |
| 40. 1/9/03 | vs. Atlanta | Ilya Kovalchuk | 4:44 | 2-3 |
| 41. 2/6/03 | vs. Toronto | Kiy Antropov | 3:49 | 2-3 |
| 2003-04 | | | | |
| 42. 11/6/03 | vs. Los Angeles | Zigmund Palffy | 4:52 | 0-1 |
| 43. 1/19/04 | vs. Colorado | Milan Hejduk (ps) | 0:59 | 4-5 |
| 44. 2/21/04 | at Vancouver | Marcus Naslund | 4:49 | 4-5 |
| 45. 2/19/04 | at St. Louis | Doug Weight | 1:06 | 3-4 |
| 46. 2/20/04 | at Buffalo | Daniel Briere | 3:01 | 3-4 |
| 47. 3/29/04 | vs. Ottawa | Chris Phillips | 4:00 | 4-5 |
| 2004-05 | | | | |
| Did Not Play | | | | |
| 2005-06 | | | | |
| 48. 10/13/05 | vs. Buffalo | Daniel Briere | Shootout | 3-4 |
| 49. 10/16/05 | at Washington | Petr Sykora | Shootout | 2-3 |
| 50. 11/15/05 | at Washington | Alexander Ovechkin | Shootout | 3-4 |
| 51. 1/24/06 | vs. Florida | Olli Jokinen | 3:15 | 2-3 |
| 52. 3/20/06 | at Florida | Olli Jokinen | 3:16 | 5-6 |
| 53. 4/14/06 | at Carolina | Matt Cullen | Shootout | 4-5 |
| 2006-07 | | | | |
| 54. 11/4/06 | at Boston | Glen Murray | 0:17 | 5-6 |
| 55. 11/30/06 | at Boston | Phil Kessel | Shootout | 3-4 |
| 56. 2/17/07 | at Florida | Nathan Horton | 0:29 | 4-5 |
| 57. 2/27/07 | vs. Dallas | Ladislav Nagy | 1:35 | 1-2 |
| 58. 4/7/07 | at Atlanta | Jonathan Sim | Shootout | 2-3 |
| 2007-08 | | | | |
| 59. 10/27/07 | vs. Buffalo | Thomas Vanek | 4:19 | 3-4 |
| 60. 11/19/07 | at Atlanta | Todd White | 2:49 | 3-4 |
| 61. 12/8/07 | vs. NY Islanders | Mike Sillinger | 4:32 | 2-3 |
| 62. 1/1/08 | at Toronto | Mats Sundin | Shootout | 3-4 |
| 63. 1/5/08 | at Ottawa | Mike Fisher | 3:17 | 3-4 |
| 64. 2/9/08 | at Atlanta | Alexei Zhitnik | 1:26 | 1-2 |
| 65. 2/20/08 | at Buffalo | Thomas Vanek | 2:25 | 3-4 |
| 66. 3/7/08 | at New Jersey | Patrick Elias | 4:02 | 1-2 |
| 67. 3/27/08 | vs. Washington | Tomas Fleischmann | 2:27 | 3-4 |
| 2008-09 | | | | |
| 68. 10/11/08 | vs. Carolina | Eric Staal | 4:36 | 3-4 |
| 69. 10/16/08 | vs. NY Islanders | Trent Hunter | 0:51 | 3-4 |
| 70. 10/18/08 | vs. Minnesota | Antti Miettinen | Shootout | 0-1 |
| 71. 11/5/08 | at New Jersey | Jamie Langenbrunner | Shootout | 2-3 |
| 72. 11/16/08 | at Carolina | Tuomo Ruutu | Shootout | 2-3 |
| 73. 1/18/09 | vs. Florida | Nathan Horton | Shootout | 2-4 |
| 74. 1/26/08 | vs. NY Rangers | Markus Naslund | Shootout | 2-3 |
| 75. 12/2/08 | at Philadelphia | Mike Richards | 2:05 | 3-4 |
| 76. 12/18/08 | vs. Colorado | Milan Hejduk | Shootout | 1-2 |
| 77. 12/30/08 | vs. Montreal | Maxim Lapierre | Shootout | 1-2 |

OVERTIME HISTORY

LIGHTNING OVERTIME SCORING LEADERS

| PLAYER | G | A | PTS | PLAYER | G | A | PTS | PLAYER | G | A | PTS |
|----------------|----|----|-----|---------------|---|---|-----|----------------|---|---|-----|
| M. St. Louis | 10 | 11 | 21 | R. Zamuner | 2 | 0 | 2 | S. Bergenheim | 0 | 1 | 1 |
| S. Stamkos | 8 | 11 | 19 | D. Andreychuk | 1 | 1 | 2 | B. Bishop | 0 | 1 | 1 |
| V. Lecavalier | 8 | 6 | 14 | B. Bellows | 1 | 1 | 2 | B. Clark | 0 | 1 | 1 |
| V. Hedman | 5 | 8 | 13 | A. Cirelli | 1 | 1 | 2 | B. Clymer | 0 | 1 | 1 |
| N. Kucherov | 2 | 7 | 9 | R. Gudas | 1 | 1 | 2 | B. Coburn | 0 | 1 | 1 |
| B. Point | 6 | 2 | 8 | A. Meszaros | 1 | 1 | 2 | C. Cross | 0 | 1 | 1 |
| T. Johnson | 4 | 4 | 8 | M. Bergevin | 0 | 2 | 2 | J. Cullen | 0 | 1 | 1 |
| V. Prospal | 4 | 4 | 8 | S. Downie | 0 | 2 | 2 | M. Garon | 0 | 1 | 1 |
| P. Kubina | 2 | 6 | 8 | R. Hamrlik | 0 | 2 | 2 | M. Johnson | 0 | 1 | 1 |
| A. Killorn | 3 | 3 | 6 | M. Lundin | 0 | 2 | 2 | J. Jokinen | 0 | 1 | 1 |
| B. Richards | 1 | 5 | 6 | D. Moore | 0 | 2 | 2 | A. Kharitonov | 0 | 1 | 1 |
| D. Boyle | 3 | 2 | 5 | N. Pratt | 0 | 2 | 2 | J. Laferriere | 0 | 1 | 1 |
| B. Bradley | 2 | 3 | 5 | P. Ranger | 0 | 2 | 2 | B. Lee | 0 | 1 | 1 |
| V. Namestnikov | 2 | 3 | 5 | A. Tanguay | 0 | 2 | 2 | R. McDonagh | 0 | 1 | 1 |
| T. Purcell | 2 | 3 | 5 | S. Burr | 1 | 0 | 1 | F. Modin | 0 | 1 | 1 |
| M. Bergeron | 1 | 4 | 5 | Z. Ciger | 1 | 0 | 1 | S. Neckar | 0 | 1 | 1 |
| Y. Gourde | 3 | 1 | 4 | C. Conacher | 1 | 0 | 1 | R. Panik | 0 | 1 | 1 |
| R. Malone | 3 | 1 | 4 | B. Connolly | 1 | 0 | 1 | E. Perrin | 0 | 1 | 1 |
| O. Palat | 2 | 2 | 4 | D. Crossman | 1 | 0 | 1 | R. Petiot | 0 | 1 | 1 |
| C. Gratton | 1 | 3 | 4 | J. Cullimore | 1 | 0 | 1 | P. Poulin | 0 | 1 | 1 |
| V. Filppula | 0 | 4 | 4 | J. Drouin | 1 | 0 | 1 | T. Pyatt | 0 | 1 | 1 |
| A. Stralman | 0 | 4 | 4 | R. Fedotenko | 1 | 0 | 1 | A. Selivanov | 0 | 1 | 1 |
| M. Andersson | 2 | 1 | 3 | S. Gagne | 1 | 0 | 1 | T. Taylor | 0 | 1 | 1 |
| P. Klima | 2 | 1 | 3 | B. Hogue | 1 | 0 | 1 | D. Tyrell | 0 | 1 | 1 |
| N. Thompson | 2 | 1 | 3 | B. Houlder | 1 | 0 | 1 | A. Vasilevskiy | 0 | 1 | 1 |
| J. Garrison | 1 | 2 | 3 | F. Kuba | 1 | 0 | 1 | T. Warriner | 0 | 1 | 1 |
| C. Sarich | 1 | 2 | 3 | C. Millar | 1 | 0 | 1 | J. Wiemer | 0 | 1 | 1 |
| J. Tucker | 1 | 2 | 3 | B. Pouliot | 1 | 0 | 1 | J. Ylonen | 0 | 1 | 1 |
| E. Brewer | 0 | 3 | 3 | J. Toms | 1 | 0 | 1 | P. Ysebaert | 0 | 1 | 1 |
| C. Stillman | 0 | 3 | 3 | | | | | | | | |

OVERTIME/SHOOTOUT RECORD vs. NHL

| OPPONENT | GP | W | L | T | PTS |
|--------------|-----|-----|-----|-----|-----|
| Anaheim | 8 | 2 | 5 | 1 | 10 |
| Arizona | 2 | 1 | 1 | 0 | 3 |
| Boston | 19 | 0 | 10 | 9 | 19 |
| Buffalo | 18 | 5 | 8 | 5 | 23 |
| Calgary | 9 | 6 | 2 | 1 | 15 |
| Carolina | 30 | 10 | 10 | 10 | 40 |
| Chicago | 14 | 7 | 2 | 5 | 21 |
| Colorado | 10 | 4 | 4 | 2 | 14 |
| Columbus | 3 | 2 | 0 | 1 | 5 |
| Dallas | 6 | 1 | 3 | 2 | 7 |
| Detroit | 8 | 4 | 2 | 2 | 9 |
| Edmonton | 8 | 1 | 5 | 2 | 9 |
| Florida | 39 | 15 | 14 | 10 | 54 |
| Los Angeles | 7 | 3 | 2 | 2 | 10 |
| Minnesota | 7 | 2 | 3 | 2 | 9 |
| Montreal | 25 | 8 | 11 | 6 | 33 |
| Nashville | 6 | 3 | 1 | 2 | 9 |
| New Jersey | 20 | 5 | 8 | 7 | 25 |
| NY Islanders | 21 | 11 | 7 | 3 | 32 |
| NY Rangers | 19 | 8 | 6 | 5 | 27 |
| Ottawa | 17 | 9 | 6 | 2 | 26 |
| Philadelphia | 19 | 7 | 4 | 8 | 26 |
| Pittsburgh | 15 | 6 | 4 | 5 | 21 |
| St. Louis | 8 | 2 | 3 | 3 | 10 |
| San Jose | 5 | 3 | 0 | 2 | 8 |
| Toronto | 19 | 8 | 9 | 2 | 27 |
| Vancouver | 8 | 3 | 3 | 2 | 11 |
| Vegas | 1 | 0 | 1 | 0 | 1 |
| Washington | 26 | 10 | 10 | 6 | 36 |
| Winnipeg | 29 | 16 | 9 | 4 | 45 |
| TOTAL | 426 | 162 | 153 | 111 | 588 |

YEAR-BY-YEAR SHOOTOUT RECORD

| SEASON | GP | W | L | PTS |
|---------|-----|----|----|-----|
| 2018-19 | 7 | 6 | 1 | 13 |
| 2017-18 | 8 | 6 | 2 | 14 |
| 2016-17 | 7 | 4 | 3 | 11 |
| 2015-16 | 6 | 3 | 3 | 9 |
| 2014-15 | 8 | 3 | 5 | 11 |
| 2013-14 | 14 | 8 | 6 | 22 |
| 2012-13 | 4 | 1 | 3 | 5 |
| 2011-12 | 6 | 3 | 3 | 9 |
| 2010-11 | 12 | 6 | 6 | 18 |
| 2009-10 | 11 | 4 | 7 | 15 |
| 2008-09 | 13 | 3 | 10 | 16 |
| 2007-08 | 3 | 2 | 1 | 5 |
| 2006-07 | 12 | 10 | 2 | 22 |
| 2005-06 | 10 | 6 | 4 | 16 |
| TOTAL | 121 | 65 | 56 | 186 |



LIGHTNING ALL-TIME SHOOTOUT SCORING LEADERS

| PLAYER | S | G | % | GDG |
|-----------------|----|----|-------|-----|
| J. Miller | 22 | 2 | 100.0 | 2 |
| N. Tarnasky | 1 | 1 | 100.0 | 1 |
| B. Richards | 24 | 13 | 54.2 | 7 |
| D. Moore | 10 | 5 | 50.0 | 4 |
| M. Carle | 4 | 2 | 50.0 | 1 |
| M. Kostka | 2 | 1 | 50.0 | 0 |
| J. Marchessault | 2 | 1 | 50.0 | 0 |
| S. Salo | 2 | 1 | 50.0 | 1 |
| B. Point | 21 | 10 | 47.6 | 6 |
| B. Boyle | 5 | 2 | 40.0 | 2 |
| A. Hall | 8 | 3 | 37.5 | 1 |
| V. Prospal | 14 | 5 | 35.7 | 3 |
| V. Hedman | 23 | 8 | 34.8 | 4 |
| N. Kucherov | 35 | 12 | 34.3 | 4 |
| J. Jokinen | 9 | 3 | 33.3 | 0 |
| D. Afanasev | 3 | 1 | 33.3 | 1 |
| E. Artukhin | 1 | 0 | 0.0 | 0 |
| S. Gagne | 3 | 1 | 33.3 | 0 |
| J. Halpern | 3 | 1 | 33.3 | 1 |
| V. Filppula | 20 | 6 | 30.0 | 3 |
| S. Stamkos | 45 | 13 | 28.9 | 6 |
| R. Callahan | 14 | 4 | 28.6 | 3 |
| R. Malone | 12 | 3 | 25.0 | 3 |
| J. Drouin | 8 | 2 | 25.0 | 0 |
| V. Lecavalier | 49 | 12 | 24.5 | 4 |
| T. Purcell | 17 | 4 | 23.5 | 3 |
| M. St. Louis | 35 | 8 | 22.9 | 5 |
| O. Palat | 8 | 1 | 12.5 | 0 |
| D. Afanasev | 1 | 0 | 0.0 | 0 |
| B. Boshenki | 1 | 0 | 0.0 | 0 |
| D. Boyle | 1 | 0 | 0.0 | 0 |
| A. Cirelli | 1 | 0 | 0.0 | 0 |
| C. Conacher | 1 | 0 | 0.0 | 0 |
| R. Craig | 1 | 0 | 0.0 | 0 |
| K. Foster | 1 | 0 | 0.0 | 0 |
| Y. Gourde | 1 | 0 | 0.0 | 0 |
| C. Kunitz | 1 | 0 | 0.0 | 0 |
| A. Meszaros | 1 | 0 | 0.0 | 0 |
| B. Morrow | 1 | 0 | 0.0 | 0 |
| V. Namestnikov | 1 | 0 | 0.0 | 0 |
| M. Ohlund | 1 | 0 | 0.0 | 0 |
| M. Pouliot | 1 | 0 | 0.0 | 0 |
| T. Pyatt | 1 | 0 | 0.0 | 0 |
| M. Reacchi | 1 | 0 | 0.0 | 0 |
| M. Ritola | 1 | 0 | 0.0 | 0 |
| M. Sergachev | 1 | 0 | 0.0 | 0 |
| A. Stralman | 1 | 0 | 0.0 | 0 |
| N. Thompson | 1 | 0 | 0.0 | 0 |
| S. Veilleux | 1 | 0 | 0.0 | 0 |
| R. Vrbata | 1 | 0 | 0.0 | 0 |
| J. Ward | 1 | 0 | 0.0 | 0 |
| S. Bergenheim | 2 | 0 | 0.0 | 0 |
| A. Killorn | 2 | 0 | 0.0 | 0 |
| F. Kuba | 2 | 0 | 0.0 | 0 |
| P. Kubina | 2 | 0 | 0.0 | 0 |
| R. Panik | 2 | 0 | 0.0 | 0 |
| S. Downie | 2 | 0 | 0.0 | 0 |
| R. Fedotenko | 3 | 0 | 0.0 | 0 |
| T. Johnson | 4 | 0 | 0.0 | 0 |
| E. Perrin | 4 | 0 | 0.0 | 0 |
| A. Tanguay | 4 | 0 | 0.0 | 0 |

GOALTENDING SHOOTOUT LEADERS

| PLAYER | W | L | SA | GASV% |
|----------------|----|----|-----|--------|
| M. Denis | 5 | 1 | 23 | 2 913 |
| J. Holmquist | 7 | 1 | 37 | 5 865 |
| A. Vasilevskiy | 12 | 4 | 53 | 8 849 |
| L. Domingue | 2 | 0 | 11 | 2 818 |
| M. Garon | 2 | 2 | 10 | 2 800 |
| A. Niittymaki | 3 | 4 | 23 | 5 783 |
| A. Lindback | 2 | 1 | 9 | 2 778 |
| D. Ellis | 2 | 3 | 24 | 6 750 |
| J. Grahame | 4 | 1 | 16 | 4 750 |
| D. Roloson | 5 | 5 | 39 | 11 718 |
| B. Bishop | 13 | 14 | 100 | 32 680 |
| P. Budaj | 0 | 1 | 3 | 1 667 |
| E. Pasquale | 1 | 0 | 3 | 1 667 |
| M. Smith | 4 | 10 | 45 | 20 555 |
| S. Burke | 2 | 3 | 11 | 5 545 |
| K. Ramo | 1 | 3 | 4 | 7 533 |
| E. Nabokov | 0 | 2 | 5 | 3 400 |

| SEASON | GP | W | L | PTS |
|---------|----|----|----|-----|
| 2018-19 | 3 | 3 | 0 | 6 |
| 2017-18 | 3 | 1 | 2 | 4 |
| 2016-17 | 3 | 1 | 2 | 4 |
| 2015-16 | 1 | 0 | 1 | 1 |
| 2014-15 | 5 | 1 | 4 | 6 |
| 2013-14 | 6 | 5 | 1 | 11 |
| 2012-13 | 1 | 0 | 1 | 1 |
| 2011-12 | 3 | 2 | 1 | 6 |
| 2010-11 | 7 | 3 | 4 | 10 |
| 2009-10 | 9 | 4 | 5 | 13 |
| 2008-09 | 9 | 1 | 8 | 10 |
| 2007-08 | 1 | 1 | 0 | 2 |
| 2006-07 | 4 | 4 | 0 | 8 |
| 2005-06 | 5 | 4 | 1 | 9 |
| TOTAL | 69 | 38 | 31 | 107 |



YEAR-BY-YEAR STREAKS

| YEAR | WINNING | UNBEATEN | GAMES W/POINT | LOSING | WINLESS |
|---------|--------------------|----------------------|--------------------|----------------------|-----------------------|
| 2018-19 | 10 (2/9-2/27) | - | 16 (11/29-1/3) | 2 (2 times) | - |
| Home | 9 (11/29-1/10) | - | 11 (1/19-3/5) | 2 (2/5-2/7) | - |
| Away | 6 (2/1-2/27) | - | 9 (12-1/3) | 1 (11 times) | - |
| 2017-18 | 7 (12/2-12/16) | - | 10 (2/20-3/10) | 3 (2 times) | - |
| Home | 8 (11/22-12/28) | - | 8 (11/22-12/28) | 2 (4 times) | - |
| Away | 6 (10/19-11/12) | - | 8 (10/16-11/12) | 3 (2/5-2/13) | - |
| 2016-17 | 4 (3 times) | - | 7 (2/4-2/21) | 4 (11/25-12/1) | - |
| Home | 3 (3 times) | - | 5 (3 times) | 3 (2 times) | - |
| Away | 5 (3/4-3-24) | - | 6 (1/24-2/19) | 5 (2 times) | - |
| 2015-16 | 9 (2/18-3/5) | - | 9 (2/18-3/5) | 4 (10/24-10/31) | - |
| Home | 9 (1/2-2/12) | - | 9 (1/2-2/12) | 3 (10/29-11/10) | - |
| Away | 6 (2/20-3/3) | - | 6 (2/20-3/3) | 3 (2 times) | - |
| 2014-15 | 6 (10/28-11/9) | - | 7 (10/28-11/11) | 2 (5 times) | - |
| Home | 10 (12/11 to 1/31) | - | 10 (12/11-1/31) | 2 (12/6-12/9) | - |
| Away | 2 (5 times) | - | 4 (2 times) | 3 (3 times) | - |
| 2013-14 | 5 (2 times) | - | 7 (3/8-3/20) | 3 (3/2-3/6) | - |
| Home | 7 (10/24-11/27) | - | 7 (10/24-11/27) | 4 (4/3-4/5) | - |
| Away | 5 (12/15-1/3) | - | 5 (12/15-1/3) | 3 (11/16-11/21) | - |
| 2012-13 | 5 (1/22-2/1) | - | 5 (1/22-2/1) | 6 (2 times) | - |
| Home | 5 (1/19-2/1) | - | 6 (3/16-4/9) | 5 (2/21-3/14) | - |
| Away | 2 (2 times) | - | 7 (4/6-4/25) | 7 (4/6-4/25) | - |
| 2011-12 | 5 (1/17-1/31) | - | 6 (1/17-2/2) | 7 (1/3-1/15) | - |
| Home | 6 (10/20-11/17) | - | 6 (10/20-11/17) | 3 (2 times) | - |
| Away | 2 (2 times) | - | 4 (2 times) | 6 (12/21-1/13) | - |
| 2010-11 | 6 (1/18-2/1) | - | 8 (12/10-12/26) | 4 (2 times) | - |
| Home | 4 (2 times) | - | 7 (11/22-12/20) | 3 (2 times) | - |
| Away | 3 (3 times) | - | 7 (3/12-4/3) | 5 (11/3-11/12) | - |
| 2009-10 | 4 (2/2-2/9) | - | 7 (11/3-11/19) | 6 (12/7-12/17) | - |
| Home | 3 (3 times) | - | 9 (10/8-11/14) | 4 (3/14-3/20) | - |
| Away | 2 (3 times) | - | 5 (11/3-11/19) | 7 (11/28-12/17) | - |
| 2008-09 | 3 (3 times) | - | 9 (4 times) | 9 (2 times) | - |
| Home | 3 (1/19-1/27) | - | 4 (10/11-10/21) | 5 (3/3-3/21) | - |
| Away | 2 (4 times) | - | 5 (3/1-3/26) | 8 (11/10-12/10) | - |
| 2007-08 | 5 (11/7-11/16/07) | - | 6 (11/7-11/19/07) | 7 (12/22-1/5/08) | - |
| Home | 5 (10/4-10/25/07) | - | 6 (10/4-10/27/07) | 5 (12/2-15/08) | - |
| Away | 6 (1/8-2/7/08) | - | *10 (1/5-2/20/08) | 3 (12/23-10/5/07) | - |
| 2006-07 | 5 (1/7-1/15/07) | - | 6 (2/11-2/22/07) | 4 (2 times) | - |
| Home | 5 (2/3-2/20/07) | - | 5 (2/3-2/20/07) | 2 (7 times) | - |
| Away | *7 (1/7-2/1/07) | - | 7 (1/7-2/1/07) | 4 (11/30-12/14/06) | - |
| 2005-06 | 5 (11/27-12/10/05) | - | 6 (2 times) | 6 (11/1-11/1/05) | - |
| Home | *8 (3/17-4/8/06) | - | 6 (3/17-4/8/06) | 3 (2/28-3/6/06) | - |
| Away | 4 (1/17-1/28/06) | - | 5 (10/15-10/29/05) | 6 (3/14-4/14/06) | - |
| 2003-04 | *8 (2/23-3/6/04) | 11 (2/23-3/12/04) | *18 (2/5-3/12/04) | 4 (12/9-12/16) | 6 (11/23-12/4/03) |
| Home | 7 (2/12-3/12/04) | *10 (1/29-3/12/04) | *13 (1/3-3/12/04) | 3 (12/4-12/20/03) | 5 (11/25-12/20/03) |
| Away | 5 (2/23-3/6/04) | *7 (2/23-3/10/04) | *10 (2/5-3/10/04) | 3 (12/9-12/26/03) | 3 (12/23-10/3-16/04) |
| 2002-03 | 4 (2/25-3/4/03) | *13 (3/7-4/2/03) | 13 (3/7-4/2/03) | 3 (5 times) | 5 (2 times) |
| Home | 5 (10/12-11/08/02) | 9 (2/25-4/2/03) | 9 (2/25-4/2/03) | 3 (11/19-11/29/02) | 3 (2 times) |
| Away | 2 (4 times) | 6 (3/14-3/31/03) | 6 (3/14-3/31/03) | 5 (2 times) | 6 (11/2-11/29/02) |
| 2001-02 | 3 (12/17-12/26/01) | 3 (3/10-3/22/02) | 8 (3/10-3/24/02) | 5 (3/26-4/3/02) | 7 (12/27-1/19/02) |
| Home | 6 (11/17-12/21/01) | 6 (11/17-12/21/01) | 6 (2 times) | 3 (12/31-1/12/02) | 7 (12/27/01-1/19/02) |
| Away | 2 (3 times) | 3 (1/6-1/15/02) | 3 (1/6-1/15/02) | 3 (2 times) | 3 (12/10-12/4/96) |
| 2000-01 | 3 (3 times) | 3 (4 times) | 7 (3/6-3/21/01) | 8 (1/12-1/25/01) | 10 (1/12-1/29/01) |
| Home | 4 (2/20-3/10/01) | 4 (2/20-3/10/01) | 7 (2/20-3/17/01) | 5 (2 times) | 6 (2 times) |
| Away | 2 (3/21-3/31/01) | 2 (2 times) | 2 (2 times) | 4 (4 times) | 12 (1/16-3/1/01) |
| 1999-00 | 3 (2/21-2/26/00) | 4 (12/4-12/14/99) | 4 (12/4-12/14/99) | 7 (3 times) | 12 (12/14/99-11/1/00) |
| Home | 5 (10/23-11/22/99) | 7 (10/23-11/22/99) | 7 (10/23-11/22/99) | 3 (1/3-2/8/00) | 2 (1/3-2/8/00) |
| Away | None | 3 (3/14-3/17/00) | 3 (3/14-3/17/00) | 8 (1/7-2/19/00) | 17 (12/29/99-2/19/00) |
| 1998-99 | 3 (10/21-10/25/98) | 3 (4 times) | - | 9 (11/10-12/3/98) | 9 (11/26-2/7/99) |
| Home | 5 (10/21-10/25/98) | 5 (2 times) | - | 9 (11/10-12/26/98) | 9 (11/10-12/26/98) |
| Away | None | 2 (1/16-1/21/99) | - | 8 (12/21/98-1/15/99) | 11 (12/15/98-1/16/99) |
| 1997-98 | 2 (4 times) | 2 (1/25-2/12/99) | - | *13 (1/3-2/2/98) | 12 (2 times) |
| Home | 3 (3/14-3/21/98) | 8 (11/19-12/22/97) | - | *10 (1/3-2/26/98) | *11 (1/2-2/26/98) |
| Away | 2 (2/7-2/25/98) | 6 (3/14-2/25/98) | - | *10 (10/24-12/10/97) | *16 (10/10-12/10/97) |
| 1996-97 | 4 (2 times) | 6 (2/15-2/25/97) | - | 6 (11/23-12/4/96) | 6 (2 times) |
| Home | 5 (2/20-3/1/97) | 7 (2/15-3/1/97) | - | 4 (11/23-11/30/96) | 6 (10/24-11/8/96) |
| Away | 4 (1/6-1/13/97) | 4 (1/6-1/13/97) | - | 5 (11/10-12/4/96) | 6 (10/10-12/4/96) |
| 1995-96 | 5 (2 times) | 7 (2/28-3/13/96) | - | 4 (11/5-11/12/95) | 5 (2 times) |
| Home | 6 (2/15-10/3/96) | 8 (2/15-3/23/96) | - | 4 (2/3-2/13/96) | 4 (2/3-2/13/96) |
| Away | 2 (5 times) | 4 (2 times) | - | 3 (2 times) | 5 (2 times) |
| 1994-95 | 2 (6 times) | 3 (2 times) | - | 6 (4/22-3/3/95) | 6 (4/22-3/3/95) |
| Home | 4 (1/25-2/10/95) | 5 (2/10-2/10/95) | - | 5 (2/20-3/24/95) | 5 (2/20-3/24/95) |
| Away | 2 (2 times) | 3 (2 times) | - | 6 (4/14-4/29/95) | 6 (4/14-4/29/95) |
| 1993-94 | 4 (1/4-1/12/94) | 4 (1/4-1/12/94) | - | 6 (10/23-11/3/93) | 9 (2 times) |
| Home | 3 (2 times) | 6 (12/28/93-11/2/94) | - | 4 (10/23-11/11/93) | 5 (2 times) |
| Away | 3 (2 times) | 4 (11/3-11/13/92) | - | 3 (2 times) | 10 (10/6-11/26/93) |
| 1992-93 | 3 (11/7-11/13/92) | 3 (11/3-11/13/92) | - | 5 (9/9-3/23/93) | 12 (2 times) |
| Home | 3 (11/3-11/13/92) | 3 (11/3-11/13/92) | - | 7 (11/14-12/11/92) | 9 (9/9-4/10/93) |
| Away | 2 (3 times) | 3 (11/6-11/9/92) | - | 5 (12/22/92-1/4/93) | 8 (2/3-2/23/93) |

ALL-TIME HAT TRICKS

HAT TRICKS FOR

| DATE | PLAYER | OPPONENT | SCORE | GOALTENDER |
|---------------------------|-----------------------|------------------|-------------|---|
| 1992-93 | | | | |
| 1. 10/17/92 | Chris Kontos (4) | vs. Chicago | W, 7-3 | Ed Belfour |
| 2. 12/17/92 | Doug Grossman | at NY Islanders | W, 6-5 (OT) | Mark Fitzpatrick |
| 3. 12/5/92 | Brian Bradley | vs. Detroit | W, 3-2 | Vincent Riendeau |
| 4. 4/13/93 | Mikael Andersson | at Winnipeg | W, 5-3 | Jim Hrivnak |
| 1993-94 | | | | |
| None | | | | |
| 1994-95 | | | | |
| None | | | | |
| 1995-96 | | | | |
| 5. 3/1/96 | Brian Bellows | at San Jose | W, 7-3 | Wade Flaherty |
| 6. 3/1/96 | Jason Wiemer | at San Jose | W, 7-3 | Wade Flaherty |
| 1996-97 | | | | |
| 7. 10/12/96 | Chris Gratton | at Toronto | W, 7-4 | Felix Potvin |
| 8. 11/8/96 | Dino Ciccarelli | vs. Pittsburgh | T, 5-5 | Ken Wregget |
| 1997-98 | | | | |
| 9. 11/19/97 | Rob Zamuner | vs. NY Rangers | W, 6-3 | Jason Muzzatti |
| 10. 3/21/98 | Mikael Renberg | vs. Florida | W, 5-1 | John Vanbiesbrouck |
| 1998-99 | | | | |
| 11. 12/30/98 | Wendel Clark | at Carolina | L, 3-4 | Arturs Irbe |
| 12. 3/6/99 | Wendel Clark | at Montreal | W, 6-1 | Jeff Hackett |
| 13. 3/19/99 | Wendel Clark | vs. Detroit | L, 3-5 | Chris Osgood |
| 1999-2000 | | | | |
| None | | | | |
| 14. 10/22/00 | Fredrik Modin | at NY Rangers | W, 4-2 | Mike Richter |
| 2001-02 | | | | |
| 15. 11/15/02 | Zdeno Ciger | at New Jersey | W, 5-4 (OT) | Martin Brodeur |
| 2002-03 | | | | |
| 16. 11/8/02 | Vincent Lecavalier | vs. Pittsburgh | W, 4-1 | Johan Hedberg |
| 17. 1/30/03 | Martin St. Louis | vs. Carolina | W, 3-1 | Kevin Weekes |
| 18. 3/22/03 | Vincent Lecavalier | at Phoenix | W, 4-0 | Brian Boucher |
| 2003-04 | | | | |
| 19. 11/8/03 | Vincent Lecavalier | vs. Pittsburgh | W, 9-0 | Sebastien Caron |
| 20. 1/3/04 | Fredrik Modin | vs. Philadelphia | W, 6-1 | Robert Esche |
| 21. 1/3/04 | Martin St. Louis | vs. Carolina | W, 5-4 | Kevin Weekes/ Jamie Storr |
| 22. 1/24/04 | Martin St. Louis | at Calgary | W, 6-2 | Roman Turek |
| 2004-05 | | | | |
| Did Not Play | | | | |
| 2005-06 | | | | |
| 23. 11/14/05 | Vaclav Prospal | vs. Philadelphia | W, 5-2 | Robert Esche |
| 24. 1/28/06 | Fredrik Modin | at Philadelphia | W, 6-0 | Antero Niittymaki |
| 2006-07 | | | | |
| 25. 10/26/06 | Martin St. Louis | vs. Carolina | W, 5-1 | Cam Ward |
| 26. 12/7/06 | Vincent Lecavalier | vs. Atlanta | W, 8-0 | Kari Lehtonen |
| 27. 12/23/06 | Dan Boyle | vs. NY Rangers | W, 4-3 | Henrik Lundqvist |
| 2007-08 | | | | |
| 28. 11/14/07 | Vincent Lecavalier | vs. Carolina | W, 6-1 | John Grahame |
| 29. 3/1/08 | Vincent Lecavalier | vs. NY Islanders | W, 8-4 | Rick DiPietro |
| 2008-09 | | | | |
| 30. 2/17/09 | Steven Stamkos | vs. Chicago | L, 3-5 | Cristobal Huet |
| 2009-10 | | | | |
| 31. 10/10/09 | Ryan Malone | vs. Carolina | W, 5-2 | Cam Ward |
| 32. 10/22/10 | Steven Stamkos | at Atlanta | W, 5-2 | Chris Mason/ Peter Mannino Sergei Bobrovsky/ Brian Boucher |
| 33. 11/18/10 | Steven Stamkos | at Philadelphia | W, 8-7 | Jason Labarbera |
| 34. 2/23/11 | Teddy Purcell | vs. Phoenix | W, 8-3 | Ray Emery |
| 2011-12 | | | | |
| 35. 11/4/11 | Steven Stamkos | vs. Chicago | W, 5-4 (OT) | Ray Emery |
| 36. 12/31/11 | Steven Stamkos | vs. Carolina | W, 5-2 | Cam Ward |
| 37. 2/4/12 | Martin St. Louis | vs. Florida | W, 6-3 | Scott Clemmensen |
| 38. 2/26/12 | Martin St. Louis | at New Jersey | W, 3-2 | Martin Brodeur |
| 39. 3/29/12 | Ryan Malone | at New Jersey | L, 4-6 | Martin Brodeur |
| 40. 4/7/12 | Teddy Purcell | at Winnipeg | W, 4-3 (OT) | Ondrej Pavelec |
| 2012-13 | | | | |
| 41. 4/24/13 | Martin St. Louis | vs. Toronto | W, 5-2 | James Reimer |
| 2013-14 | | | | |
| 42. 10/10/13 | Steven Stamkos | vs. Florida | W, 7-2 | Jacob Markstrom |
| 43. 1/18/14 | Martin St. Louis | vs. San Jose | L, 4-5 | Antti Niemi |
| 44. 1/25/14 | Tyler Johnson | vs. Colorado | W, 5-2 | Semyon Varlamov |
| 45. 3/19/14 | Steven Stamkos | at Toronto | W, 5-3 | James Reimer |
| 2014-15 | | | | |
| 46. 10/13/14 | Steven Stamkos | vs. Montreal | W, 7-1 | Carey Price |
| 47. 10/28/14 | Nikita Kucherov | vs. Arizona | W, 7-3 | Mike Smith |
| 48. 12/23/14 | Tyler Johnson | vs. Pittsburgh | W, 4-3 | Marc-Andre Fleury |
| 49. 1/29/15 | Cedric Paquette | vs. Detroit | W, 5-1 | Petr Mrazek |
| 2015-16 | | | | |
| 50. 1/15/16 | Vladislav Namestnikov | vs. Pittsburgh | W, 5-4OT | Marc-Andre Fleury |
| 2016-17 | | | | |
| 51. 2/27/17 | Nikita Kucherov | vs. Ottawa | W, 5-1 | Mike Condon |
| 52. 3/23/17 | Nikita Kucherov | at Boston | W, 6-3 | Tuukka Rask |
| 2017-18 | | | | |
| 53. 1/9/18 | Tyler Johnson | vs. Carolina | W, 5-4 | Cam Ward |
| 54. 3/13/18 | J.T. Miller | vs. Ottawa | L, 7-4 | Mike Condon |
| 2018-19 | | | | |
| 55. 10/16/18 | Tyler Johnson | vs. Carolina | W, 4-2 | Petr Mrazek |
| 56. 11/15/18 | Brayden Point | at Pittsburgh | W, 4-3 | Matt Murray |
| 57. 12/10/18 | Steven Stamkos | vs. NY Rangers | W, 6-3 | Henrik Lundqvist |
| 58. 3/16/19 | Alex Killorn | vs. Washington | W, 6-3 | Braden Holtby |
| HAT TRICKS AGAINST | | | | |
| DATE | PLAYER | OPPONENT | SCORE | GOALTENDER |
| 1992-93 | | | | |
| 1. 11/17/92 | Evgeny Davydov | vs. Winnipeg | L, 5-6 | Wendell Young |
| 2. 3/9/93 | Teemu Selanne | vs. Winnipeg | L, 2-4 | Wendell Young |
| 1993-94 | | | | |
| 3. 12/1/93 | Derek Plante | vs. Buffalo | L, 0-3 | Daren Pupp |
| 4. 2/5/94 | Peter Bondra (5) | at Washington | L, 3-6 | Daren Pupp |
| 5. 3/15/94 | Gary Roberts (4) | vs. Calgary | L, 3-7 | Daren Pupp/ Wendell Young |



| DATE | PLAYER | OPPONENT | SCORE | GOALTENDER |
|----------------|---------------------|------------------|--------------|---------------------------------------|
| 1994-95 | | | | |
| 6. 2/14/95 | John LeClair | vs. Philadelphia | L, 2-5 | Daren Pupp |
| 7. 3/1/95 | Uwe Krupp | at Quebec | L, 2-8 | Daren Pupp/ J.C. Bergeron |
| 1995-96 | | | | |
| 8. 10/15/95 | Dan Quinn | vs. Ottawa | L, 4-7 | Daren Pupp |
| 9. 1/2/96 | Theoren Fleury | at Calgary | L, 0-10 | Daren Pupp/ J.C. Bergeron |
| 10. 1/6/96 | Alexander Mogilny | at Vancouver | L, 2-9 | Daren Pupp/ J.C. Bergeron |
| 11. 3/26/96 | Stephane Richer | vs. New Jersey | L, 4-6 | Daren Pupp |
| 1996-97 | | | | |
| 12. 11/16/96 | Brian Rolston | at New Jersey | L, 3-6 | Derek Wilkinson |
| 1997-98 | | | | |
| 13. 3/28/98 | Vincent Damphousse | at Montreal | L, 2-8 | Mark Fitzpatrick/ Zac Bierk |
| 1998-99 | | | | |
| 14. 10/16/98 | John LeClair | vs. Philadelphia | L, 2-5 | Daren Pupp |
| 15. 11/10/98 | Kevin Stevens | vs. NY Rangers | L, 2-10 | Bill Ranford |
| 16. 2/3/99 | Peter Bondra (4) | at Washington | L, 1-10 | Corey Schwab/ Bill Ranford |
| 17. 3/8/99 | Magnus Arvedson | at Ottawa | L, 3-9 | Corey Schwab |
| 1999-00 | | | | |
| 18. 10/7/99 | Luc Robitaille | vs. Los Angeles | L, 2-5 | Daren Pupp |
| 19. 10/28/99 | Dave Andreychuk (4) | at Boston | L, 3-7 | Daren Pupp/ Kevin Hodson |
| 20. 1/1/00 | Pavel Bure (4) | at Florida | L, 5-7 | Kevin Hodson |
| 21. 3/12/00 | Tony Amonte | vs. Chicago | L, 1-4 | Rich Parent |
| 2000-01 | | | | |
| 22. 11/1/00 | Theoren Fleury | at NY Rangers | L, 1-6 | Kevin Weekes |
| 23. 12/6/00 | John LeClair | at Philadelphia | L, 3-6 | Dan Cloutier |
| 24. 1/4/01 | Radek Bonk | at Ottawa | L, 3-8 | Kevin Weekes/ Dan Cloutier |
| 25. 2/17/01 | Petr Nedved | vs. NY Rangers | L, 4-5 | Kevin Weekes |
| 26. 3/1/01 | Joe Thornton | at Boston | L, 1-3 | Kevin Weekes |
| 2002-03 | | | | |
| 27. 11/5/02 | Alexander Mogilny | at Toronto | L, 3-4 | Nikolai Khabibulin |
| 28. 2/4/03 | Jaromir Jagr | vs. Washington | L, 1-5 | John Grahame/ Nikolai Khabibulin |
| 29. 2/11/03 | Dave Scatchard | at NY Islanders | L, 2-6 | Nikolai Khabibulin |
| 30. 4/6/03 | Kamil Rask | at Atlanta | L, 2-6 | John Grahame |
| 2003-04 | | | | |
| -None- | | | | |
| 2004-05 | | | | |
| Did Not Play | | | | |
| 2005-06 | | | | |
| 31. 11/11/05 | Ilya Kovalchuk | at Atlanta | L, 2-5 | John Grahame |
| 32. 3/9/06 | Derek Roy | at Buffalo | L, 5-8 | John Grahame/ Sean Burke |
| 2006-07 | | | | |
| 33. 10/16/06 | Justin Williams | vs. Carolina | L, 1-5 | Marc Denis/ Johan Holmqvist |
| 34. 11/8/06 | Nils Ekman | at Pittsburgh | W, 4-3 | Johan Holmqvist |
| 35. 12/5/06 | Daniel Briere | at Buffalo | L, 1-4 | Marc Denis |
| 36. 3/18/07 | Alexander Semin | at Washington | L, 1-7 | Marc Denis |
| 2007-08 | | | | |
| 37. 10/31/07 | Jay Pandolfo | at New Jersey | L, 1-6 | Johan Holmqvist/ Marc Denis |
| 38. 11/3/07 | Ilya Kovalchuk | vs. Atlanta | L, 4-6 | Johan Holmqvist |
| 39. 12/13/07 | Kristian Huselius | vs. Caglay | L, 6-9 | Johan Holmqvist/ Marc Denis |
| 40. 12/13/07 | Jarome Iginla | vs. Calgary | L, 6-9 | Marc Denis |
| 41. 1/24/08 | Daniel Alfredsson | vs. Ottawa | L, 8-4 | Johan Holmqvist/ Karri Ramo |
| 42. 2/20/08 | Thomas Vanek | at Buffalo | L, 3-4 (OT) | Johan Holmqvist |
| 43. 3/19/08 | Thomas Vanek | at Buffalo | L, 4-7 | Karri Ramo |
| 44. 4/2/08 | Thomas Vanek | at Carolina | L, 2-6 | Mike Smith |
| 2008-09 | | | | |
| 45. 11/6/08 | Chris Drury | at NY Rangers | L, 2-5 | Mike Smith |
| 46. 11/23/08 | Dainius Zubrus (4) | vs. New Jersey | L, 3-7 | Olaf Kolzig/ Karri Ramo |
| 47. 3/7/09 | Eric Staal (4) | vs. Carolina | L, 3-9 | Mike McKenna/ Karri Ramo |
| 2009-10 | | | | |
| 48. 10/15/09 | Milan Michalek | at Ottawa | L, 1-7 | Mike Smith |
| 49. 3/18/10 | Jason Pominville | vs. Buffalo | L, 2-6 | Antero Niittymaki |
| 50. 3/27/10 | Derek Roy | at Buffalo | L, 1-7 | Antero Niittymaki/ Mike Smith |
| 2010-11 | | | | |
| 51. 11/11/10 | Alexander Semin | at Washington | L, 3-6 | Dan Ellis |
| 52. 11/26/10 | Alexander Semin | at Washington | L, 0-6 | Mike Smith/ Dan Ellis |
| 53. 1/5/11 | Chris Kunitz | at Pittsburgh | L, 1-8 | Dwayne Roloson |
| 54. 2/8/11 | Drew Stafford | vs. Buffalo | L, 4-7 | Dwayne Roloson |
| 55. 4/5/11 | Thomas Vanek | at Buffalo | L, 2-4 | Dwayne Roloson |
| 2011-12 | | | | |
| 56. 1/13/12 | Troy Brouwer | at Washington | L, 3-4 | Dwayne Roloson |
| 57. 1/15/12 | Evgeni Malkin | vs. Pittsburgh | L, 3-6 | Mathieu Garon |
| 58. 2/14/12 | Jason Spezza | vs. Ottawa | L, 0-4 | Mathieu Garon |
| 59. 2/25/12 | Evgeni Malkin | at Pittsburgh | L, 1-8 | Dwayne Roloson |
| 60. 3/6/12 | Milan Michalek | vs. Ottawa | L, 3-7 | Dwayne Roloson |
| 2012-13 | | | | |
| -None- | | | | |
| 2013-14 | | | | |
| 61. 10/12/13 | Sidney Crosby | vs. Pittsburgh | L, 4-5 | Anders Lindback |
| 62. 12/10/13 | Alex Ovechkin | at Washington | L, 5-6 (OT) | Ben Bishop |
| 63. 1/18/14 | Joe Pavelski | vs. San Jose | L, 4-5 | Ben Bishop |
| 2014-15 | | | | |
| 64. 12/13/14 | Nicklas Backstrom | at Washington | L, 2-4 | Ben Bishop |
| 65. 2/22/15 | Nathan MacKinnon | at Colorado | L, 4-5 | Andrei Vasilevskiy |
| 2015-16 | | | | |
| -None- | | | | |
| 2016-17 | | | | |
| 66. 10/30/16 | Michael Grabner | at NY Rangers | L, 1-6 | Ben Bishop |
| 67. 12/1/16 | Vladimir Tarasenko | at St. Louis | L, 4-5 | Ben Bishop |
| 68. 1/5/17 | Colton Sissons | vs. Nashville | L, 1-6 | Andrei Vasilevskiy |
| 69. 2/18/17 | Antoine Roussel | at Dallas | L, 3-4 (OT) | Andrei Vasilevskiy |
| 70. 3/18/17 | T.J. Oshie | vs. Washington | L, 3-5 | Andrei Vasilevskiy |
| 2017-18 | | | | |
| 71. 12/16/17 | Gabriel Landeskog | at Colorado | W, 6-5 | Peter Budaj |
| 72. 2/5/18 | Connor McDavid | at Edmonton | L, 6-2 | Andrei Vasilevskiy/ Louis Domingue |
| 73. 3/6/18 | Nick Bjugstad | vs. Florida | W, 5-4 | Andrei Vasilevskiy |
| 2018-19 | | | | |
| 74. 12/4/18 | Frans Nielsen | at Detroit | W, 6-5 (S/O) | Edward Pasquale |
| 75. 3/7/19 | Jason Zucker | vs. Minnesota | L, 3-0 | Andrei Vasilevskiy |

ALL-TIME ATTENDANCE

HOME ATTENDANCE

| SEASON | ARENA | CAPACITY | GAMES | TOTAL ATTENDANCE | % CAPACITY | HIGH | LOW | AVERAGE |
|---|------------------|----------|-------|--|------------|--------|--------|---------|
| 2018-19 | Amalie Arena | 19,092 | 41 | 782,772 | 100.0 | 19,092 | 19,092 | 19,092 |
| 2017-18 | Amalie Arena | 19,092 | 41 | 782,772 | 100.0 | 19,092 | 19,092 | 19,092 |
| 2016-17 | Amalie Arena | 19,092 | 41 | 782,772 | 100.0 | 19,092 | 19,092 | 19,092 |
| 2015-16 | Amalie Arena | 19,092 | 41 | 782,772 | 100.0 | 19,092 | 19,092 | 19,092 |
| 2014-15 | Amalie Arena | 19,204 | 41 | 771,761 | 98.0 | 19,204 | 17,109 | 18,823 |
| 2013-14 | Times Forum | 19,204 | 41 | 763,096 | 96.9 | 19,204 | 16,310 | 18,612 |
| 2012-13 | Times Forum | 19,204 | 24 | 457,337 | 99.2 | 19,204 | 17,323 | 19,056 |
| 2011-12 | Times Forum | 19,204 | 41 | 757,192 | 96.7 | 19,204 | 16,489 | 18,468 |
| 2010-11 | Times Forum | 19,758 | 41 | 708,022 | 87.4 | 20,849 | 13,277 | 17,269 |
| 2009-10 | Times Forum | 19,758 | 41 | 635,388 | 78.4 | 20,230 | 12,154 | 15,497 |
| 2008-09 | Times Forum* | 19,758 | 41 | 676,409 | 83.5 | 20,544 | 13,490 | 16,498 |
| 2007-08 | Times Forum | 19,758 | 41 | 766,412 | 94.6 | 20,926 | 16,110 | 18,693 |
| 2006-07 | Times Forum | 19,758 | 41 | 814,944 | 100.6 | 21,404 | 17,704 | 19,877 |
| 2005-06 | Times Forum | 19,758 | 41 | 840,887 | 103.8 | 22,120 | 19,802 | 20,509 |
| 2004-05 | | | | Did Not Play | | | | |
| 2003-04 | Times Forum | 19,758 | 41 | 730,634 | 90.2 | 20,762 | 12,784 | 17,820 |
| 2002-03 | Times Forum | 19,758 | 41 | 678,354 | 83.7 | 20,819 | 12,022 | 16,545 |
| 2001-02 | Ice Palace Arena | 19,758 | 41 | 644,610 | 79.6 | 20,914 | 11,421 | 15,722 |
| 2000-01 | Ice Palace Arena | 19,758 | 41 | 611,173 | 75.4 | 20,835 | 10,656 | 14,907 |
| 1999-00 | Ice Palace Arena | 19,758 | 41 | 557,618 | 68.8 | 19,758 | 8,323 | 13,600 |
| 1998-99 | Ice Palace Arena | 19,758 | 41 | 471,518 | 58.2 | 20,184 | 7,715 | 11,500 |
| 1997-98 | Ice Palace Arena | 19,758 | 41 | 568,539 | 70.2 | 17,808 | 10,137 | 13,867 |
| 1996-97 | Ice Palace Arena | 19,758 | 41 | 713,891 | 88.1 | 20,543 | 13,925 | 17,412 |
| 1995-96 | ThunderDome | 26,000 | 41 | 774,569 | 72.7 | 26,415 | 13,488 | 18,892 |
| 1994-95 | ThunderDome | 26,000 | 24 | 478,419 | 76.7 | 26,387 | 14,926 | 19,934 |
| 1993-94 | ThunderDome* | 26,000 | 41 | 805,874 | 75.6 | 27,227 | 8,809 | 19,655 |
| 1992-93 | Expo Hall | 10,425 | 41 | 410,540 | 96.0 | 10,425 | 8,062 | 10,013 |
| TOTALS | | 499,129 | 991 | 16,985,503 | 87.5 | - | - | 17,290 |
| * Five home games played at Orlando Arena | | | | ^ Includes one game played in Prague, Czech Republic | | | | |

ALL-TIME SHUTOUTS & PENALTY SHOTS

ALL-TIME SHUTOUTS FOR

| DATE | OPPONENT | SCORE | SAVES | GOALTENDER |
|-------------------------------------|------------------|----------|-------|---|
| 1992-93 | | | | |
| 1 11/13/92 | vs. Ottawa | 1-0 | 38 | Pat Jablonski |
| 1993-94 | | | | |
| 2 12/30/93 | at Ottawa | 3-0 | 11 | Daren Puppa |
| 3 1/4/94 | at Toronto | 1-0 | 28 | Daren Puppa |
| 4 1/24/94 | vs. Buffalo | 4-0 | 23 | Daren Puppa |
| 5 2/23/94 | at Calgary | 4-0 | 18 | Daren Puppa |
| 6 4/9/94 | at Boston | 3-0 | 32 | Wendell Young |
| * Game played at Hamilton, Ontario. | | | | |
| 1994-95 | | | | |
| 7 3/31/95 | vs. Hartford | 2-0 | 25 | Daren Puppa |
| 8 4/9/95 | at Hartford | 3-0 | 23 | J.C. Bergeron |
| 1995-96 | | | | |
| 9 11/27/95 | vs. Los Angeles | 2-0 | 45 | Daren Puppa |
| 10 12/31/95 | at Ottawa | 3-0 | 18 | Daren Puppa |
| 11 1/3/96 | at Edmonton | 5-0 | 28 | Daren Puppa |
| 12 3/5/96 | vs. Chicago | 2-0 | 20 | Daren Puppa |
| 13 3/10/96 | vs. Washington | 1-0 | 28 | Daren Puppa |
| 1996-97 | | | | |
| 14 10/15/96 | at Buffalo | 4-0 | 22 | Corey Schwab |
| 15 11/19/96 | vs. Los Angeles | 3-0 | 31 | Corey Schwab |
| 16 1/13/97 | at Chicago | 2-0 | 27 | Kevin Weekes |
| 17 2/4/97 | at Phoenix | 2-0 | 21 | Rick Tabaracci |
| 18 3/1/97 | vs. Florida | 2-0 | 24 | Rick Tabaracci |
| 19 3/25/97 | vs. Ottawa | 5-0 | 28 | Rick Tabaracci |
| 1997-98 | | | | |
| 20 12/17/97 | vs. Boston | 2-0 | 31 | Corey Schwab |
| 21 12/31/97 | vs. NY Rangers | 2-0 | 14 | Corey Schwab (33 min.), Derek Wilkinson (27 min.), Mark Fitzpatrick |
| 1998-99 | | | | |
| 22 3/14/98 | vs. Chicago | 1-0 | 37 | Daren Puppa |
| 23 10/21/98 | vs. Pittsburgh | 5-0 | 28 | Daren Puppa |
| 24 10/30/98 | at Los Angeles | 3-0 | 27 | Bill Ranford |
| 25 12/29/98 | vs. NY Islanders | 3-0 | 35 | Kevin Hodson (20 min.), Corey Schwab (40 min.) |
| 26 4/8/99 | vs. Boston | 3-0 | 7 | Kevin Weekes |
| 2000-01 | | | | |
| 27 11/14/00 | at Montreal | 1-0 | 34 | Kevin Weekes |
| 28 12/2/00 | vs. Detroit | 3-0 | 26 | Dan Cloutier |
| 29 2/24/01 | at Philadelphia | 0-0 | 27 | Kevin Weekes |
| 30 3/01/01 | at NY Islanders | 6-0 | 25 | Kevin Weekes |
| 31 3/8/01 | vs. Carolina | 1-0 | 20 | Kevin Weekes |
| 2001-02 | | | | |
| 32 11/13/01 | at Los Angeles | 1-0 | 31 | Kevin Weekes |
| 33 10/25/01 | vs. Los Angeles | 3-0 | 28 | Nikolai Khabibulin |
| 34 11/17/01 | vs. Carolina | 2-0 | 26 | Nikolai Khabibulin |
| 35 11/23/01 | vs. New Jersey | 2-0 | 29 | Nikolai Khabibulin |
| 36 11/25/01 | at Carolina | 4-0 | 41 | Nikolai Khabibulin |
| 37 12/6/01 | vs. Columbus | 1-0 | 27 | Nikolai Khabibulin |
| 38 12/26/01 | at Nashville | 1-0 | 31 | Kevin Weekes |
| 39 1/6/02 | at Phoenix | 3-0 | 33 | Nikolai Khabibulin |
| 40 1/28/02 | at NY Rangers | 1-0 | 42 | Nikolai Khabibulin |
| 2002-03 | | | | |
| 41 10/30/02 | vs. NY Rangers | 3-0 | 24 | Nikolai Khabibulin |
| 42 1/7/03 | vs. Detroit | 1-0 | 30 | Nikolai Khabibulin |
| 43 1/28/03 | at Philadelphia | 2-0 | 37 | John Grahame |
| 44 2/1/03 | vs. Atlanta | 3-0 | 24 | John Grahame |
| 45 2/25/03 | vs. Anaheim | 2-0 | 24 | Nikolai Khabibulin |
| 46 3/22/03 | at Phoenix | 4-0 | 21 | Nikolai Khabibulin |
| 2003-04 | | | | |
| 47 10/23/03 | at Columbus | 1-0 | 20 | John Grahame |
| 48 11/8/03 | vs. Pittsburgh | 9-0 | 15 | Nikolai Khabibulin |
| 49 11/23/03 | at Carolina | 0-0 | 37 | Nikolai Khabibulin |
| 50 3/1/04 | at Colorado | 3-0 | 16 | Nikolai Khabibulin |
| 2004-05 | | | | |
| Did Not Play | | | | |
| 2005-06 | | | | |
| 51 10/20/05 | at Atlanta | 6-0 | 15 | John Grahame |
| 52 1/3/06 | at NY Rangers | 1-0 | 31 | John Grahame |
| 53 2/10/06 | at Atlanta | 2-0 | 20 | John Grahame |
| 54 1/26/06 | vs. New Jersey | 1-0 | 20 | John Grahame |
| 55 1/28/06 | at Philadelphia | 6-0 | 38 | Sean Burke |
| 56 2/4/06 | vs. Washington | 5-0 | 29 | John Grahame |
| 57 2/8/06 | vs. Pittsburgh | 1-0 | 25 | Sean Burke |
| 2006-07 | | | | |
| 58 12/7/06 | vs. Atlanta | 8-0 | 21 | Marc Denis |
| 59 2/1/07 | at Carolina | 4-0 | 31 | Johan Holmqvist |
| 2007-08 | | | | |
| 60 1/18/08 | at Pittsburgh | 3-0 | 27 | Johan Holmqvist |
| 61 1/19/08 | at Ottawa | 2-0 | 25 | Johan Holmqvist |
| 62 3/15/08 | vs. NY Rangers | 3-0 | 20 | Mike Smith |
| 2008-09 | | | | |
| 63 10/18/08 | vs. Minnesota | 0-1 (SO) | 21 | Mike Smith |
| 64 12/23/08 | at Pittsburgh | 2-0 | 15 | Mike Smith |
| 65 2/7/09 | vs. NY Islanders | 1-0 | 28 | Mike McKenna |
| 2009-10 | | | | |
| 66 12/5/09 | vs. NY Islanders | 4-0 | 30 | Mike Smith |
| 67 1/27/10 | vs. Montreal | 3-0 | 33 | Antero Niittymäki |
| 68 3/31/10 | at Pittsburgh | 2-0 | 27 | Mike Smith |
| 2010-11 | | | | |
| 69 10/22/11 | at Phoenix | 3-0 | 23 | Dan Ellis |
| 70 11/9/10 | vs. Toronto | 4-0 | 28 | Dan Ellis |
| 71 1/4/11 | at Washington | 1-0 (OT) | 34 | Dwayne Roloson |
| 72 1/12/11 | vs. Washington | 3-0 | 23 | Dwayne Roloson |
| 73 1/25/11 | vs. Toronto | 2-0 | 26 | Dwayne Roloson |
| 74 2/1/11 | vs. Philadelphia | 4-0 | 38 | Dwayne Roloson |
| 75 4/3/11 | at Chicago | 2-0 | 31 | Mike Smith |
| 2011-12 | | | | |
| 76 10/22/11 | vs. Buffalo | 7-0 | 21 | Mathieu Garon |
| 77 10/29/11 | vs. Winnipeg | 1-0 | 28 | Dwayne Roloson |
| 2012-13 | | | | |
| 78 4/4/13 | at Carolina | 5-0 | 45 | Ben Bishop |
| 2013-14 | | | | |
| 79 1/1/13 | at Carolina | 3-0 | 31 | Ben Bishop |
| 80 11/25/13 | vs. NY Rangers | 5-0 | 37 | Ben Bishop |
| 81 12/15/13 | at Detroit | 3-0 | 28 | Ben Bishop |
| 82 1/3/14 | at Calgary | 2-0 | 19 | Ben Bishop |
| 83 3/15/14 | vs. New Jersey | 3-0 | 23 | Ben Bishop |
| 84 4/8/14 | vs. Toronto | 3-0 | 25 | Anders Lindback |
| 85 4/13/14 | at Washington | 1-0 (SO) | 18 | Anders Lindback |
| 2014-15 | | | | |
| 86 12/14/14 | vs. Buffalo | 5-0 | 13 | Ben Bishop |
| 87 2/27/15 | vs. Chicago | 4-0 | 28 | Ben Bishop |
| 88 3/15/15 | vs. Buffalo | 3-0 | 28 | Andrei Vasilevsky |

| | | | | |
|----------------|-----------------|----------|----|-------------------|
| 89 3/10/15 | at Montreal | 1-0 (OT) | 36 | Ben Bishop |
| 90 4/4/15 | at Florida | 4-0 | 34 | Ben Bishop |
| 2015-16 | | | | |
| 91 11/21/15 | vs. Anaheim | 5-0 | 30 | Ben Bishop |
| 92 1/12/16 | at Colorado | 4-0 | 21 | Ben Bishop |
| 93 1/27/16 | vs. Toronto | 1-0 | 30 | Andrei Vasilevsky |
| 94 2/26/16 | at New Jersey | 4-0 | 21 | Ben Bishop |
| 95 3/13/16 | at Columbus | 4-0 | 37 | Ben Bishop |
| 96 3/19/16 | at Arizona | 2-0 | 32 | Ben Bishop |
| 97 3/28/16 | vs. Toronto | 3-0 | 34 | Ben Bishop |
| 2016-17 | | | | |
| 98 11/14/16 | at NY Islanders | 4-0 | 34 | Andrei Vasilevsky |
| 99 11/19/16 | at Philadelphia | 3-0 | 32 | Andrei Vasilevsky |
| 100 2/7/17 | vs. Los Angeles | 5-0 | 28 | Ben Bishop |
| 2017-18 | | | | |
| 101 10/19/17 | at Columbus | 2-0 | 43 | Andrei Vasilevsky |
| 102 11/28/17 | at Buffalo | 2-0 | 34 | Andrei Vasilevsky |
| 103 12/12/17 | at St. Louis | 3-0 | 32 | Andrei Vasilevsky |
| 104 12/23/17 | vs. Minnesota | 3-0 | 22 | Andrei Vasilevsky |
| 105 12/31/17 | at Columbus | 5-0 | 21 | Andrei Vasilevsky |
| 106 1/1/18 | at Toronto | 2-0 | 29 | Andrei Vasilevsky |
| 107 1/22/18 | at Chicago | 2-0 | 40 | Andrei Vasilevsky |
| 108 4/13/18 | vs. Boston | 4-0 | 33 | Andrei Vasilevsky |
| 2018-19 | | | | |
| 109 10/24/18 | at Colorado | 1-0 | 22 | Andrei Vasilevsky |
| 110 1/8/19 | vs. Columbus | 4-0 | 31 | Andrei Vasilevsky |
| 111 1/15/19 | at Dallas | 2-0 | 35 | Andrei Vasilevsky |
| 112 1/19/19 | at NY Islanders | 1-0 (SO) | 36 | Andrei Vasilevsky |
| 113 2/14/19 | vs. Dallas | 6-0 | 32 | Andrei Vasilevsky |
| 114 2/16/19 | vs. Montreal | 3-0 | 32 | Andrei Vasilevsky |

ALL-TIME SHUTOUTS AGAINST

| DATE | OPPONENT | SCORE | SAVES | GOALTENDER |
|----------------|------------------|-------|-------|--|
| 1992-93 | | | | |
| 1 12/18/92 | vs. New Jersey | 0-2 | 29 | Craig Billington |
| 2 12/31/92 | at Chicago | 0-5 | 22 | Ed Belfour |
| 3 1/14/93 | at Vancouver | 0-7 | 27 | Kirk McLean |
| 4 2/11/93 | vs. Minnesota | 0-1 | 34 | Jon Casey |
| 1993-94 | | | | |
| 5 10/9/93 | vs. Florida | 0-2 | 35 | John Vanbiesbroeck |
| 6 10/23/93 | vs. Toronto | 0-2 | 25 | Felix Potvin |
| 7 11/3/93 | at Montreal | 0-1 | 37 | Patrick Roy |
| 8 11/26/93 | at Philadelphia | 0-3 | 27 | Tommy Soderstrom |
| 9 12/3/93 | vs. Buffalo | 0-3 | 33 | Dominik Hasek |
| 10 1/3/94 | at Chicago | 0-1 | 20 | Ed Belfour |
| 11 1/30/94 | vs. Washington | 0-3 | 23 | Don Beaupre |
| 12 4/12/94 | vs. NY Islanders | 0-2 | 30 | Ron Hextall |
| 1994-95 | | | | |
| 13 3/13/95 | vs. Washington | 0-3 | 16 | Jim Carey |
| 1995-96 | | | | |
| 14 10/14/95 | at Washington | 0-2 | 21 | Jim Carey |
| 15 11/1/95 | at Pittsburgh | 0-10 | 27 | Ken Wreggett |
| 16 12/14/95 | at Philadelphia | 0-4 | 18 | Ron Hextall |
| 17 1/2/96 | at Calgary | 0-10 | 32 | Trevor Kidd |
| 18 2/24/96 | at Detroit | 0-2 | 25 | Mike Vernon |
| 19 3/15/96 | at New Jersey | 0-5 | 32 | Martin Brodeur |
| 20 3/17/96 | at Ottawa | 0-5 | 30 | Damian Rhodes |
| 1996-97 | | | | |
| 21 11/27/96 | vs. Buffalo | 0-3 | 32 | Dominik Hasek |
| 22 12/19/96 | at Boston | 0-3 | 34 | Bill Ranford |
| 23 2/1/97 | vs. Boston | 0-3 | 25 | Rob Tallas |
| 24 2/5/97 | at Dallas | 0-4 | 28 | Arturs Irbe |
| 25 3/6/97 | vs. Phoenix | 0-3 | 24 | Nikolai Khabibulin |
| 26 3/13/97 | vs. NY Islanders | 0-3 | 30 | Tommy Salo |
| 27 4/4/97 | at New Jersey | 0-3 | 26 | Martin Brodeur |
| 1997-98 | | | | |
| 28 10/10/97 | at Detroit | 0-3 | 29 | Chris Osgood |
| 29 10/18/97 | at New Jersey | 0-5 | 27 | Mike Dunham |
| 30 11/28/97 | at Carolina | 0-2 | 27 | Sean Burke |
| 31 12/5/97 | at Buffalo | 0-4 | 38 | Dominik Hasek |
| 32 12/10/97 | at Dallas | 0-3 | 12 | Ed Belfour |
| 33 12/14/97 | at Philadelphia | 0-2 | 27 | Ron Hextall |
| 34 1/31/98 | at Florida | 0-2 | 27 | John Vanbiesbroeck |
| 35 3/11/98 | vs. Edmonton | 0-2 | 20 | Curtis Joseph |
| 36 4/1/98 | at NY Islanders | 0-4 | 25 | Wade Flaherty |
| 37 4/6/98 | vs. NY Islanders | 0-3 | 26 | Wade Flaherty |
| 38 4/18/98 | at NY Islanders | 0-4 | 25 | Wade Flaherty |
| 1998-99 | | | | |
| 39 10/14/98 | vs. NY Islanders | 0-2 | 22 | Tommy Salo |
| 40 12/23/98 | at Buffalo | 0-2 | 38 | Dominik Hasek |
| 41 2/2/99 | vs. Toronto | 0-3 | 23 | Curtis Joseph |
| 42 3/13/99 | at Florida | 0-1 | 24 | Sean Burke |
| 43 3/17/99 | vs. Pittsburgh | 0-2 | 16 | Jean-Sebastien Aubin |
| 44 3/24/99 | vs. Nashville | 0-3 | 27 | Mike Dunham |
| 2000-01 | | | | |
| 45 1/1/00 | at St. Louis | 0-3 | 27 | Grant Fuhr |
| 1999-00 | | | | |
| 46 10/9/99 | at New Jersey | 0-1 | 24 | Martin Brodeur |
| 47 12/18/99 | at Philadelphia | 0-4 | 29 | Martin Brodeur |
| 48 1/15/00 | at NY Islanders | 0-2 | 24 | Kevin Wees |
| 49 2/8/00 | vs. San Jose | 0-8 | 23 | Steve Shields |
| 50 3/26/00 | at Boston | 0-4 | 16 | Robbie Talas (40 min.), John Grahame (20 min.) |
| 2000-01 | | | | |
| 51 10/27/00 | vs. Ottawa | 0-6 | 24 | Jani Hurne |
| 52 12/8/00 | vs. Colorado | 0-2 | 24 | David Aebischer |
| 53 1/12/01 | vs. Philadelphia | 0-3 | 21 | Roman Cechmanek |
| 54 1/20/01 | at Ottawa | 0-3 | 18 | Jani Hurne |
| 55 2/24/01 | at Philadelphia | 0-0 | 36 | Roman Cechmanek |
| 56 3/4/01 | at New Jersey | 0-6 | 15 | Martin Brodeur |
| 57 3/22/01 | vs. Atlanta | 0-2 | 29 | Milan Hnilicka |
| 2001-02 | | | | |
| 58 10/7/01 | vs. Florida | 0-5 | 28 | Roberto Luongo |
| 59 11/6/01 | at NY Islanders | 0-3 | 29 | Chris Osgood |
| 60 12/1/01 | at Philadelphia | 0-2 | 15 | Roman Cechmanek |
| 61 12/2/01 | at NY Rangers | 0-1 | 20 | Mike Richter |
| 62 1/2/02 | at Minnesota | 0-2 | 36 | Dwayne Roloson |
| 63 1/4/02 | at Chicago | 0-2 | 17 | Jocelyn Thibault |
| 2002-03 | | | | |
| 64 12/23/02 | at Washington | 0-3 | 40 | Olaf Kolzig |
| 65 1/14/03 | at Ottawa | 0-7 | 17 | Patrick Lalime |
| 2003-04 | | | | |
| 66 11/6/03 | vs. Los Angeles | 0-1 | 30 | Roman Cechmanek |
| 67 11/11/03 | at Florida | 0-4 | 26 | Roberto Luongo |
| 68 12/23/03 | at Carolina | 0-0 | 21 | Kevin Weekes |
| 69 1/25/03 | vs. NY Rangers | 0-2 | 36 | Jussi Markkanen |
| 70 12/16/03 | at Toronto | 0-3 | 21 | Ed Belfour |

| | | | | | |
|--------------|----------|------------------|----------|----|-------------------|
| 71 | 12/29/03 | vs. Anaheim | 0-2 | 31 | J.S. Giguere |
| 72 | 1/2/04 | vs. Columbus | 0-2 | 37 | Marc Denis |
| 73 | 3/21/04 | at NY Islanders | 0-3 | 29 | Rick DiPietro |
| 2004-05 | | | | | |
| Did Not Play | | | | | |
| 2005-06 | | | | | |
| 74 | 10/7/05 | at Florida | 0-2 | 27 | Roberto Luongo |
| 75 | 3/6/06 | vs. Ottawa | 0-4 | 31 | Ray Emery |
| 2006-07 | | | | | |
| 76 | 10/9/06 | vs. Atlanta | 0-1 | 34 | Kari Lehtonen |
| 77 | 1/26/07 | vs. New Jersey | 0-2 | 28 | Martin Brodeur |
| 78 | 2/9/07 | at NY Rangers | 0-5 | 29 | Henrik Lundqvist |
| 2007-08 | | | | | |
| 79 | 11/1/07 | at NY Islanders | 0-4 | 28 | Rick DiPietro |
| 80 | 10/15/08 | vs. Colorado | 0-3 | 32 | Jose Theodore |
| 81 | 2/21/08 | at NY Islanders | 0-1 | 32 | Rick DiPietro |
| 82 | 12/15/08 | vs. Pittsburgh | 0-2 | 35 | Marc-Andre Fleury |
| 83 | 3/31/08 | vs. Atlanta | 0-2 | 36 | Kari Lehtonen |
| 2008-09 | | | | | |
| 84 | 10/18/08 | vs. Minnesota | 0-1 (SO) | 32 | Niklas Backstrom |
| 85 | 10/25/08 | vs. San Jose | 0-1 | 22 | Brian Boucher |
| 86 | 11/2/08 | at Florida | 0-4 | 24 | Craig Anderson |
| 87 | 12/13/08 | at Ottawa | 0-2 | 24 | Martin Gerber |
| 88 | 3/29/09 | vs. Ottawa | 0-3 | 20 | Brian Elliott |
| 2009-10 | | | | | |
| 89 | 10/31/03 | vs. Colorado | 0-3 | 33 | Craig Anderson |
| 90 | 12/7/09 | vs. Washington | 0-3 | 26 | Semyon Varlamov |
| 91 | 12/13/09 | at Chicago | 0-4 | 18 | Antti Niemi |
| 92 | 12/17/09 | at Detroit | 0-3 | 30 | Jimmy Howard |
| 93 | 4/2/10 | vs. NY Rangers | 0-5 | 30 | Henrik Lundqvist |
| 2010-11 | | | | | |
| 94 | 10/16/10 | at Florida | 0-6 | 29 | Tomas Vokoun |
| 95 | 11/4/10 | at Los Angeles | 0-1 | 24 | Jonathan Quick |
| 96 | 11/26/10 | at Washington | 0-6 | 17 | Semyon Varlamov |
| 2011-12 | | | | | |
| 97 | 12/12/11 | at St. Louis | 0-3 | 19 | Brian Elliott |
| 98 | 2/14/12 | vs. Ottawa | 0-4 | 28 | Craig Anderson |
| 2012-13 | | | | | |
| 99 | 3/14/13 | vs. NY Islanders | 0-2 | 18 | Evgeni Nabokov |
| 100 | 4/25/13 | at Boston | 0-2 | 30 | Tuukka Rask |
| 2013-14 | | | | | |
| 101 | 10/19/13 | vs. Boston | 0-3 | 23 | Tuukka Rask |
| 102 | 11/11/13 | at Boston | 0-3 | 28 | Tuukka Rask |
| 103 | 11/22/13 | at Anaheim | 0-1 (OT) | 31 | Jonas Hiller |
| 104 | 11/29/13 | vs. Pittsburgh | 0-3 | 21 | Marc-Andre Fleury |
| 105 | 12/2/13 | at Columbus | 0-1 | 30 | Sergei Bobrovsky |
| 106 | 12/14/13 | at New Jersey | 0-3 | 33 | Martin Brodeur |
| 2014-15 | | | | | |
| 107 | 3/28/15 | at Detroit | 0-4 | 23 | Petr Mrazek |
| 2015-16 | | | | | |
| 108 | 10/27/15 | at Chicago | 0-1 (OT) | 21 | Corey Crawford |
| 109 | 10/24/15 | at St. Louis | 0-2 | 26 | Jake Allen |
| 110 | 11/7/15 | at Minnesota | 0-1 | 31 | Devan Dubnyk |
| 111 | 11/16/15 | at Florida | 0-1 | 39 | Roberto Luongo |
| 112 | 3/8/16 | at Boston | 0-1 (OT) | 18 | Joel Savolainen |
| 113 | 3/31/16 | vs. Montreal | 0-3 | 26 | Mike Condon |
| 2016-17 | | | | | |
| 114 | 10/23/16 | vs. Colorado | 0-4 | 27 | Semyon Varlamov |
| 115 | 12/4/16 | at Carolina | 0-1 (OT) | 30 | Cam Ward |
| 116 | 12/20/16 | at Washington | 0-2 | 38 | Bradley Holt |
| 117 | 3/6/17 | vs. NY Rangers | 0-1 (OT) | 38 | Antti Raanta |
| 118 | 3/16/17 | vs. Toronto | 0-5 | 33 | Frederik Andersen |
| 119 | 4/4/17 | at Boston | 0-4 | 28 | Tuukka Rask |
| 2017-18 | | | | | |
| 120 | 3/17/18 | vs. Boston | 0-3 | 23 | Tuukka Rask |
| 2018-19 | | | | | |
| 121 | 2/7/19 | vs. St. Louis | 0-1 (OT) | 32 | Jordan Binnington |
| 122 | 3/7/19 | vs. Minnesota | 0-3 | 25 | Devan Dubnyk |

| DATE | OPPONENT | SCORE | PLAYER | GOALTENDER | RESULT | |
|--------------|----------|------------------|-------------|--------------------|--------------------|--------|
| 1992-93 | | | | | | |
| 1 | 10/22/92 | vs. Toronto | L, 2-5 | Brian Bradley | Felix Potvin | Failed |
| 2 | 11/25/92 | at Los Angeles | W, 3-2 | Michael Andersson | Robb Stauber | Goal |
| 3 | 2/25/93 | vs. Chicago | L, 1-5 | Steve Maltais | Ed Belfour | Failed |
| 1995-96 | | | | | | |
| 4 | 1/4/96 | vs. Hartford | W, 4-2 | Brian Bradley | Sean Burke | Failed |
| 1996-97 | | | | | | |
| 5 | 1/11/97 | vs. NY Islanders | T, 4-4 | Rob Zamuner | Tommy Salo | Goal |
| 1997-98 | | | | | | |
| 6 | 10/9/97 | at Chicago | W, 4-1 | Rob Zamuner | Chris Terreri | Failed |
| 7 | 12/3/97 | vs. Phoenix | W, 2-1 | Dino Ciccarelli | Nikolai Khabibulin | Failed |
| 1998-99 | | | | | | |
| 8 | 11/24/98 | vs. Boston | L, 1-4 | Daymond Langkow | Rob Tallas | Failed |
| 1999-00 | | | | | | |
| 9 | 10/15/99 | vs. Anaheim | L, 2-3 | Stan Drulia | Guy Hebert | Failed |
| 10 | 1/7/00 | at Edmonton | L, 1-5 | Mike Sillinger | Tommy Salo | Failed |
| 11 | 1/13/00 | vs. NY Islanders | W, 4-2 | Dan Kesa | Roberto Luongo | Failed |
| 2000-01 | | | | | | |
| 12 | 2/1/01 | vs. Buffalo | W, 4-2 | Mike Johnson | Martin Biron | Failed |
| 13 | 10/31/00 | at Toronto | L, 2-2 | Vincent Lecavalier | Curtis Joseph | Failed |
| 14 | 1/12/02 | vs. Ottawa | L, 2-3 | Martin St. Louis | Jani Hurne | Failed |
| 15 | 2/20/02 | vs. Detroit | L, 3-4 | Dan Boyle | Dominik Hasek | Failed |
| 2002-03 | | | | | | |
| 16 | 2/19/03 | vs. Atlanta | W, 2-0 | Vincent Lecavalier | Milan Hrnica | Failed |
| 17 | 3/24/03 | at San Jose | W, 4-1 | Martin St. Louis | Evgeni Nabokov | Failed |
| 2003-04 | | | | | | |
| 18 | 1/27/04 | at Pittsburgh | W, 6-2 | Dan Boyle | Marc-Andre Fleury | Failed |
| 19 | 4/3/04 | vs. Atlanta | L, 1-2 | Vincent Lecavalier | Kari Lehtonen | Failed |
| 2004-05 | | | | | | |
| Did Not Play | | | | | | |
| 2005-06 | | | | | | |
| 20 | 10/20/05 | at Atlanta | W, 6-0 | Ruslan Fedotenko | Michael Garnett | Failed |
| 21 | 1/2/06 | at NY Islanders | W, 2-1 | Vincent Lecavalier | Garth Snow | Goal |
| 2006-07 | | | | | | |
| 22 | 11/11/06 | vs. Atlanta | W, 5-3 | Martin St. Louis | Kari Lehtonen | Failed |
| 23 | 11/22/06 | at Florida | W, 6-4 | Vincent Lecavalier | Alex Auld | Failed |
| 2007-08 | | | | | | |
| 24 | 10/30/07 | at NY Rangers | L, 1-3 | Vincent Lecavalier | Henrik Lundqvist | Goal |
| 25 | 11/8/07 | at Carolina | W, 5-1 | Vincent Lecavalier | Cam Ward | Failed |
| 26 | 3/9/08 | at Columbus | W, 3-5 | Vincent Lecavalier | Pascal Leclaire | Goal |
| 2008-09 | | | | | | |
| 27 | 11/30/08 | vs. New Jersey | L, 3-7 | Ryan Malone | Scott Clemmensen | Goal |
| 28 | 2/2/09 | at Philadelphia | L, 3-4 (OT) | | Ryan Malone | Goal |
| Biron Failed | | | | | | |
| 29 | 1/1/09 | at Washington | L, 4-7 | Adam Hall | Brent Johnson | Failed |
| 30 | 1/15/09 | vs. Philadelphia | W, 4-1 | Martin St. Louis | Martin Biron | Goal |
| 31 | 1/21/09 | vs. Philadelphia | W, 5-3 | Mark Recchi | Carey Price | Goal |
| 32 | 1/30/09 | vs. Philadelphia | L, 1-6 | Vincent Lecavalier | Antero Niittymaki | Failed |

BEST & WORST RECORD

| BEST | | | | WORST | | | |
|---------|-----|---------|--|-------|-------------------------|---|--|
| GAME | PTS | RECORD | YEAR(S) | PTS | RECORD | YEAR(S) | |
| 1 | 2 | 1-0-0 | 1992-93, 1996-97, 1997-98, 1999-2000, 1998-99, 2001-02, 2002-03, 2003-04, 2005-06, 2006-07 | 0 | 0-1-0 | 1993-94, 1994-95, 2008-09, 2009-10 | |
| 2013-14 | | | | | | | |
| | | | 2007-08, 2010-11, 2011-12, 2014-15, 2015-16, 2016-17, 2017-18, 2018-19 | | | | |
| 2 | 4 | 2-0-0 | 2002-03, 2003-04, 2007-08, 2010-11, 2015-16, 2016-17 | 0 | 0-2-0 | 1993-94, 1994-95, 2001-02, 2008-09 | |
| 3 | 6 | 3-0-0 | 2002-03, 2003-04, 2007-08, 2010-11, 2015-16, 2016-17 | 0 | 0-3-0 | 1993-94, 2001-02 | |
| 4 | 8 | 4-0-0 | 2003-04 | 1 | 0-3-1 | 1998-99 | |
| 5 | 10 | 5-0-0 | 2003-04 | 1 | 0-4-1 | 1998-99 | |
| 6 | 12 | 6-0-0 | 2003-04 | 3 | 1-4-1 | 1998-99, 2000-01 | |
| 7 | 13 | 6-0-1 | 2003-04 | 5 | 2-4-1 | 1993-94, 1997-98, 1998-99, 2000-01, 2008-09 | |
| 8 | 15 | 7-0-1 | 2003-04 | 5 | 2-5-1 | 1997-98, 2000-01 | |
| 9 | 15 | 7-1-1 | 2003-04, 2017-18, 2018-19 | 5 | 2-6-1 | 1997-98, 2000-01 | |
| 10 | 17 | 8-1-1 | 2017-18 | 6 | 2-6-2 | 1997-98 | |
| 11 | 19 | 9-1-1 | 2017-18 | 6 | 2-6-1-1, 2-7-2, 2-7-1-1 | 2000-01, 1997-98, 2000-01 | |
| 12 | 19 | 8-1-2-1 | 2003-04 | 6 | 2-8-2 | 1997-98 | |
| 13 | 21 | 10-2-1 | 2017-18 | 6 | 2-9-2 | 1997-98 | |
| 14 | 22 | 10-2-2 | 2017-18 | 6 | 2-10-2 | 1997-98 | |
| 15 | 24 | 11-2-2 | 2017-18 | 6 | 2-11-2 | 1997-98 | |
| 16 | 26 | 12-2-2 | 2017-18 | 6 | 2-12-2 | 1997-98 | |
| 17 | 28 | 13-2-2 | 2017-18 | 6 | 2-13-2 | 1997-98 | |
| 18 | 30 | 14-2-2 | 2017-18 | 6 | 2-14-2 | 1997-98 | |
| 19 | 32 | 15-2-2 | 2017-18 | 6 | 2-15-2 | 1997-98 | |
| 20 | 32 | 15-3-2 | 2017-18 | 6 | 2-16-2 | 1997-98 | |
| 21 | 34 | 16-3-2 | 2017-18 | 8 | 3-16-2 | 1997-98 | |
| 22 | 34 | 16-4-2 | 2017-18 | 10 | 4-16-2 | 1997-98 | |
| 23 | 34 | 16-5-2 | 2017-18 | 11 | 4-16-3 | 1997-98 | |
| 24 | 36 | 17-5-2 | 2017-18 | 11 | 4-17-3 | 1997-98 | |
| 25 | 36 | 17-6-2 | 2014-15, 2017-18 | 12 | 4-17-4 | 1997-98 | |
| 26 | 38 | 18-6-2 | 2017-18 | 14 | 5-17-4 | 1997-98 | |
| 27 | 40 | 19-6-2 | 2017-18 | 14 | 5-18-4 | 1997-98 | |
| 28 | 42 | 20-6-2 | 2017-18 | 14 | 5-19-4 | 1997-98 | |
| 29 | 44 | 21-6-2 | 2017-18 | 14 | 5-20-4 | 1997-98 | |
| 30 | 46 | 22-6-2 | 2017-18 | 16 | 6-20-4 | 1997-98 | |
| 31 | 48 | 23-6-2 | 2017-18 | 16 | 6-21-4 | 1997-98 | |
| 32 | 50 | 24-6-2 | 2017-18 | 17 | 6-21-5 | 1997-98 | |
| 33 | 51 | 25-7-1 | 2018-19 | 19 | 7-21-5, 8-22-3 | 1997-98, 1998-99 | |
| 34 | 52 | 25-7-2 | 2017-18, 2018-19 | 19 | 8-23-3 | 1998-99 | |
| 35 | 54 | 26-7-2 | 2017-18, 2018-19 | 21 | 7-21-7, 9-23-3 | 1997-98, 1998-99 | |
| 36 | 56 | 27-7-2 | 2017-18, 2018-19 | 21 | 7-22-7, 9-24-3 | 1997-98, 1998-99 | |
| 37 | 58 | 28-7-2 | 2018-19 | 21 | 7-23-7 | 1997-98 | |

SEASON OPENERS & CLOSERS

OPENING GAMES

| SEASON | OPENER | HOME OPENER | ROAD OPENER |
|---------|-------------------------------------|-------------------------------------|----------------------------------|
| 2018-19 | Lightning 2 vs. Florida 1 (SO) | Lightning 2 vs. Florida 1 (SO) | Lightning 4 at Minnesota 5 (OT) |
| 2017-18 | Lightning 5 vs. Florida 3 | Lightning 5 vs. Florida 3 | Lightning 4 at Florida 5 |
| 2016-17 | Lightning 6 vs. Detroit 4 | Lightning 6 vs. Detroit 4 | Lightning 4 at Ottawa 1 |
| 2015-16 | Lightning 3 vs. Philadelphia 2 (OT) | Lightning 3 vs. Philadelphia 2 (OT) | Lightning 4 at Buffalo 1 |
| 2014-15 | Lightning 3 vs. Florida 2 (OT) | Lightning 3 vs. Florida 2 (OT) | Lightning 4 at Vancouver 2 |
| 2013-14 | Lightning 1 at Boston 3 | Lightning 7 vs. Florida 2 | Lightning 1 at Boston 3 |
| 2012-13 | Lightning 6 vs. Washington 3 | Lightning 6 vs. Washington 3 | Lightning 3 at NY Islanders 4 |
| 2011-12 | Lightning 5 at Carolina 1 | Lightning 4 vs. Florida 7 | Lightning 5 at Carolina 1 |
| 2010-11 | Lightning 5 vs. Atlanta 3 | Lightning 4 vs. Montreal 3 (OT) | Lightning 4 at Montreal 3 (OT) |
| 2009-10 | Lightning 3 at Atlanta 6 | Lightning 3 vs. New Jersey 4 (SO) | Lightning 3 at Atlanta 6 |
| 2008-09 | Lightning 1 vs. NY Rangers 2* | Lightning 3 vs. New Jersey 2* | Lightning 1 at NY Rangers 2* |
| 2007-08 | Lightning 3 vs. New Jersey 1 | Lightning 3 vs. New Jersey 1 | Lightning 4 at Florida 6 |
| 2006-07 | Lightning 3 at Atlanta 2 (SO) | Lightning 2 vs. Boston 3 | Lightning 3 at Atlanta 2 (SO) |
| 2005-06 | Lightning 5 vs. Carolina 2 | Lightning 5 vs. Carolina 2 | Lightning 0 at Florida 2 |
| 2004-05 | Did Not Play | Did Not Play | Did Not Play |
| 2003-04 | Lightning 5 vs. Boston 1 | Lightning 5 vs. Boston 1 | Lightning 3 at New Jersey 2 |
| 2002-03 | Lightning 4 at Florida 3 | Lightning 5 vs. Carolina 1 | Lightning 4 at Florida 3 |
| 2001-02 | Lightning 2 vs. NY Islanders 3 | Lightning 2 vs. NY Islanders 3 | Lightning 3 at San Jose 4 |
| 2000-01 | Lightning 3 vs. NY Islanders 3 (OT) | Lightning 3 vs. NY Islanders 3 (OT) | Lightning 2 at Pittsburgh 3 |
| 1999-00 | Lightning 4 vs. NY Islanders 2 | Lightning 4 vs. NY Islanders 2 | Lightning 0 at New Jersey 1 |
| 1998-99 | Lightning 1 at Florida 4 | Lightning 0 vs. NY Islanders 2 | Lightning 1 at Florida 4 |
| 1997-98 | Lightning 4 vs. Carolina 2 | Lightning 4 vs. Carolina 2 | Lightning 4 at Chicago 1 |
| 1996-97 | Lightning 4 at Pittsburgh 3 (OT) | Lightning 5 vs. NY Rangers 2 | Lightning 4 at Pittsburgh 3 (OT) |
| 1995-96 | Lightning 3 vs. Calgary 3 (OT) | Lightning 3 vs. Calgary 3 (OT) | Lightning 0 at Washington 2 |
| 1994-95 | Lightning 3 vs. Pittsburgh 5 | Lightning 3 vs. Pittsburgh 5 | Lightning 2 at Florida 4 |
| 1993-94 | Lightning 1 at New Jersey 2 | Lightning 0 vs. Florida 2 | Lightning 1 at New Jersey 2 |
| 1992-93 | Lightning 7 vs. Chicago 3 | Lightning 7 vs. Chicago 3 | Lightning 1 at Minnesota 2 |
| TOTALS | GP 26 W 17 L 7 T 2 O 0 | GP 26 W 16 L 7 T 2 O 1 | GP 26 W 10 L 15 T 0 O 1 |

* played at O2 Arena in Prague, Czech Republic

SEASON OPENER LINEUPS

2018-19
OCTOBER 6, 2018
AMALIE ARENA - ATTEN. 19,092
5 Girardi, 6 Stralman, 7 Joseph, 10 Miller, 13 Paquette, 17 Killorn, 18 Palat, 21 Point, 27 McDonagh, 37 Gourde, 55 Coburn, 71 Cirelli, 73 Erne, 77 Hedman, 86 Kucherov, 89 Conacher, 91 Stamkos, 98 Sergachev, 70 Domingue, 88 Vasilevskiy

2017-18
OCTOBER 6, 2017
AMALIE ARENA - ATTEN. 19,092
5 Girardi, 6 Stralman, 9 Johnson, 13 Paquette, 14 Kunitz, 17 Killorn, 18 Palat, 21 Point, 24 Callahan, 37 Gourde, 40 Dumont, 55 Coburn, 62 Sustr, 77 Hedman, 86 Kucherov, 90 Namestnikov, 91 Stamkos, 98 Sergachev, 31 Budaj, 88 Vasilevskiy

2016-17
OCTOBER 13, 2016
AMALIE ARENA - ATTEN. 19,092
5 Garrison, 6 Stralman, 9 Johnson, 11 Boyle, 13 Paquette, 17 Killorn, 18 Palat, 21 Point, 23 Brown, 27 Drouin, 51 Filppula, 55 Coburn, 62 Sustr, 77 Hedman, 86 Kucherov, 90 Namestnikov, 91 Stamkos, 30 Bishop, 88 Vasilevskiy

2015-16
OCTOBER 8, 2015
AMALIE ARENA - ATTEN. 19,092
5 Garrison, 6 Stralman, 9 Johnson, 11 Boyle, 17 Killorn, 18 Palat, 22 Condra, 23 Brown, 24 Callahan, 25 Carle, 27 Drouin, 51 Filppula, 55 Coburn, 62 Sustr, 77 Hedman, 86 Kucherov, 90 Namestnikov, 91 Stamkos, 30 Bishop, 35 Poulin

2014-15
OCTOBER 9, 2014
AMALIE ARENA - ATTEN. 19,204
5 Garrison, 6 Stralman, 7 Gudas, 9 Johnson, 11 Boyle, 14 Connolly, 17 Killorn, 18 Palat, 23 Brown, 24 Callahan, 25 Carle, 51 Filppula, 62 Sustr, 77 Hedman, 86 Kucherov, 90 Namestnikov, 91 Stamkos, 20 Nabokov, 30 Bishop

2013-14
OCTOBER 3, 2013
TD GARDEN - ATTEN. 17,565
2 Brewer, 7 Gudas, 8 Barberio, 9 Johnson, 12 Malone, 16 Purcell, 17 Killorn, 18 Palat, 19 Crombeen, 25 Carle, 26 St. Louis, 44 Thompson, 51 Filppula, 62 Sustr, 71 Panik, 76 Labrie, 77 Hedman, 91 Stamkos, 30 Bishop, 39 Lindback

2012-13
JANUARY 19, 2013
TAMPA BAY TIMES FORUM - ATTEN. 19,204
2 Brewer, 3 Aulie, 4 Lecavalier, 6 Salo, 11 Pyatt, 12 Malone, 15 Lee, 16 Purcell, 18 Hall, 19 Crombeen, 25 Carle, 26 St. Louis, 44 Thompson, 47 Bergeron, 67 Pouliot, 77 Hedman, 89 Conacher, 91 Stamkos, 32 Garon, 39 Lindback

2011-12
OCTOBER 7, 2011
RBC CENTER - ATTEN. 18,680
2 Brewer, 4 Lecavalier, 7 Clark, 9 Downie, 12 Malone, 13 Kubina, 14 Connolly, 16 Purcell, 18 Hall, 19 Moore, 22 Shannon, 26 St. Louis, 44 Thompson, 47 Bergeron, 49 Jones, 77 Hedman, 91 Stamkos, 97 Gilroy, 30 Roloson, 32 Garon

2010-11
OCTOBER 9, 2010
ST. PETE TIMES FORUM - ATTEN. 19,791
4 Lecavalier, 6 Malone, 7 Clark, 8 R. Jones, 9 Downie, 10 Bergenheim, 12 Gagne, 13 Kubina, 16 Purcell, 18 Hall, 19 Moore, 26 St. Louis, 39 Lundin, 42 Tyrell, 44 Thompson, 48 Vernace, 77 Hedman, 91 Stamkos, 33 Ellis, 41 Smith

2009-10
OCTOBER 3, 2009
PHILIPS ARENA - ATTEN. 18,545
4 Lecavalier, 5 Ohlund, 6 Foster, 8 Walker, 9 Downie, 11 Halpern, 12 Malone, 13 Tanguay, 14 Meszaros, 16 Miller, 17 Fedoruk, 19 Veilleux, 26 St. Louis, 28 Konopka, 43 Wright, 54 Ranger, 77 Hedman, 91 Stamkos, 30 Niittymaki, 41 Smith

2008-09
OCTOBER 4, 2008
O2 ARENA (PRAGUE, CZECH REP.) - ATTEN. 17,085
4 Lecavalier, 5 Carle, 8 Recchi, 10 Roberts, 12 Malone, 14 Meszaros, 17 Vrbata, 18 Hall, 20 Prospal, 23 Heward, 26 St. Louis, 29 Niskala, 36 Jokinen, 55 O'Brien, 56 Mihalik, 76 Artyukhin, 77 Gratton, 91 Stamkos, 37 Kolzig, 41 Smith

2007-08
OCTOBER 4, 2007
ST. PETE TIMES FORUM - ATTEN. 19,454
4 Lecavalier, 7 Ouellet, 16 Ward, 17 Hlavac, 19 Richards, 20 Prospal, 21 Darche, 26 St. Louis, 29 MacDonald, 32 Smaby, 36 Roy, 37 Lukowich, 39 Lundin, 54 Ranger, 55 O'Brien, 71 Kuba, 74 Tarnasky, 77 Gratton, 30 Denis, 40 Holmqvist

2006-07
OCTOBER 5, 2006
PHILIPS ARENA - ATTEN. 17,629
3 Janik, 4 Lecavalier, 7 Richardson, 9 Perrin, 15 Alexeev, 17 Fedotenko, 19 Richards, 20 Prospal, 21 Sarich, 22 Boyle, 24 Karlsson, 26 St. Louis, 27 Taylor, 29 Afanasev, 34 Craig, 44 Pratt, 54 Ranger, 71 Kuba, 30 Denis, 40 Holmqvist

2005-06
OCTOBER 5, 2005
ST. PETE TIMES FORUM - ATTEN. 22,120

2 Helbling, 4 Lecavalier, 5 Sydor, 8 Cibak, 11 Dingman, 13 Kubina, 17 Fedotenko, 18 DiMaio, 19 Richards, 20 Prospal, 21 Sarich, 22 Boyle, 25 Andreychuk, 26 St. Louis, 27 Taylor, 29 Afanasev, 33 Modin, 44 Pratt, 1 Burke, **47 Grahame**

2004-05
Did Not Play

2003-04
OCTOBER 10, 2003 LIGHTNING 5 VS. BOSTON 1
ST. PETE TIMES FORUM – ATTEN. 20,454
4 Lecavalier, 5 Cullimore, 7 Clymer, 8 Cibak, 11 Dingman, 13 Kubina, 17 Fedotenko, 19 Richards, 21 Sarich, 22 Boyle, 25 Andreychuk, 26 St. Louis, 27 Taylor, 29 Afanasev, 33 Modin, 37 Lukowich, 61 Stillman, 44 Pratt, **47 Grahame**

2002-03
OCTOBER 10, 2002 LIGHTNING 4 AT FLORIDA 3
OFFICE DEPOT CENTER – ATTEN. 18,103
2 Neckar, 4 Lecavalier, 5 Cullimore, 7 Clymer, 11 Dingman, 13 Kubina, 16 Svitov, 17 Fedotenko, 18 Olvestad, 19 Richards, 20 Prospal, 21 Sarich, 22 Boyle, 25 Andreychuk, 26 St. Louis, 27 Taylor, 28 Keefe, 30 Hodson, **35 Khabibulin**, 37 Lukowich

2001-02
OCTOBER 5, 2001 LIGHTNING 2 VS. NY ISLANDERS 3
ST. PETE TIMES FORUM – ATTEN. 20,174
2 Neckar, 5 Cullimore, 7 Clymer, 9 Holzinger, 11 Kudroc, 13 Kubina, 14 Metropolit, 16 Ylonen, 19 Richards, 20 Prospal, 21 Sarich, 25 Andreychuk, 26 St. Louis, 27 Taylor, 30 Zyuzin, 33 Modin, 36 Barnaby, 41 Olvestad, **35 Khabibulin**, 80 Weekes

2000-01
OCTOBER 6, 2000 LIGHTNING 3 VS. NY ISLANDERS 3 (OT)
ST. PETE TIMES FORUM – ATTEN. 20,686
2 Mara, 4 Lecavalier, 6 Muir, 8 Warriner, 9 Holzinger, 10 M. Johnson, 13 Kubina, 17 R. Johnson, 19 Richards, 20 Drulia, 21 Sarich, 22 Primeau, 23 Svoboda, 26 St. Louis, 27 Martins, 30 Zyuzin, 33 Modin, 36 Kharitonov, **39 Cloutier**, 80 Weekes

1999-00
OCTOBER 2, 1999 LIGHTNING 4 VS. NY ISLANDERS 2
ST. PETE TIMES FORUM – ATTEN. 19,758
2 Houlder, 3 Gusev, 4 Lecavalier, 8 Nylander, 11 Burr, 13 Kubina, 16 Tucker, 17 Guolla, 20 Drulia, 21 Johansson, 23 Svoboda, 25 Kesa, 26 Sillinger, 30 Zyuzin, 33 Modin, 44 Richer, 56 Herbers, 77 Gratton, 39 Cloutier, **93 Puppa**

1998-99
OCTOBER 9, 1998 LIGHTNING 1 AT FLORIDA 4
NATIONAL CAR RENTAL CENTER – ATTEN. 19,200
3 Kubina, 4 Cross, 5 Cullimore, 7 Zamuner, 8 Lecavalier, 10 McCarthy, 12 Cullen, 14 Dykhuis, 15 Ysebaert, 16 D. Tucker, 17 Clark, 20 Renberg, 21 Janney, 23 Sykora, 33 Hogue, 34 Andersson, 39 Ciccone, 44 Richer, **30 Ranford**, 93 Puppa

CLOSING GAMES

| SEASON | CLOSER | HOME CLOSER | ROAD CLOSER |
|---------|----------------------------------|-----------------------------------|----------------------------------|
| 2018-19 | Lightning 6 at Boston 3 | Lightning 3 vs. Washington 6 | Lightning 6 at Boston 3 |
| 2017-18 | Lightning 2 at Carolina 3 (OT) | Lightning 7 vs. Buffalo 5 | Lightning 2 at Carolina 3 (OT) |
| 2016-17 | Lightning 4 vs. Buffalo 2 | Lightning 4 vs. Buffalo 2 | Lightning 4 at Montreal 2 |
| 2015-16 | Lightning 2 at Montreal 5 | Lightning 3 vs. New Jersey 1 | Lightning 2 at Montreal 5 |
| 2014-15 | Lightning 3 vs. Boston 2 (SO) | Lightning 3 vs. Boston 2 (SO) | Lightning 4 at Florida 0 |
| 2013-14 | Lightning 1 at Washington 0 (SO) | Lightning 3 vs. Columbus 2 | Lightning 1 at Washington 0 (SO) |
| 2012-13 | Lightning 3 vs. Florida 5 | Lightning 3 vs. Florida 5 | Lightning 0 at Boston 2 |
| 2011-12 | Lightning 4 at Winnipeg 3 (OT) | Lightning 4 vs. Washington 2 | Lightning 4 at Winnipeg 3 (OT) |
| 2010-11 | Lightning 6 at Carolina 2 | Lightning 4 vs. Florida 2 | Lightning 6 at Carolina 2 |
| 2009-10 | Lightning 3 at Florida 1 | Lightning 4 vs. Florida 3 (SO) | Lightning 3 at Florida 1 |
| 2008-09 | Lightning 2 at Atlanta 6 | Lightning 2 vs. Washington 4 | Lightning 2 at Atlanta 6 |
| 2007-08 | Lightning 1 at Atlanta 4 | Lightning 0 vs. Atlanta 2 | Lightning 1 at Atlanta 4 |
| 2006-07 | Lightning 2 at Atlanta 3 (SO) | Lightning 2 vs. Florida 7 | Lightning 2 at Atlanta 3 (SO) |
| 2005-06 | Lightning 1 vs. Washington 4 | Lightning 1 vs. Washington 4 | Lightning 4 at Carolina 5 (SO) |
| 2004-05 | Did Not Play | | |
| 2003-04 | Lightning 1 vs. Atlanta 2 | Lightning 1 vs. Atlanta 2 | Lightning 7 at Toronto 2 |
| 2002-03 | Lightning 2 at Atlanta 6 | Lightning 1 vs. Philadelphia 4 | Lightning 2 at Atlanta 6 |
| 2001-02 | Lightning 3 at Florida 2 (OT) | Lightning 1 vs. NY Islanders 3 | Lightning 3 at Florida 2 (OT) |
| 2000-01 | Lightning 1 at Washington 2 | Lightning 3 vs. NY Rangers 4 (OT) | Lightning 1 at Washington 2 |
| 1999-00 | Lightning 2 at Ottawa 5 | Lightning 5 vs. Boston 4 | Lightning 2 at Florida 6 |
| 1998-99 | Lightning 2 at Atlanta 6 | Lightning 2 vs. Carolina 2 (T) | Lightning 2 at Florida 6 |
| 1997-98 | Lightning 2 vs. Florida 2 | Lightning 2 vs. Florida 2 | Lightning 0 at NY Islanders 4 |
| 1996-97 | Lightning 1 at Hartford 2 | Lightning 4 vs. Pittsburgh 3 | Lightning 1 at Hartford 2 |
| 1995-96 | Lightning 1 vs. Philadelphia 3 | Lightning 1 vs. Philadelphia 3 | Lightning 3 at NY Rangers 2 |
| 1994-95 | Lightning 3 vs. Ottawa 4 | Lightning 3 vs. Ottawa 4 | Lightning 1 at Quebec 4 |
| 1993-94 | Lightning 5 vs. Quebec 2 | Lightning 5 vs. Quebec 2 | Lightning 4 at Hartford 6 |
| 1992-93 | Lightning 5 at St. Louis 6 | Lightning 2 vs. Chicago 4 | Lightning 5 at St. Louis 6 |
| TOTALS | GP W L T OTL | GP W L T OTL | GP W L T OTL |
| | 26 9 14 1 2 | 26 11 12 1 2 | 26 10 13 0 3 |



SEASON CLOSING LINEUPS

2018-19
APRIL 6, 2019 LIGHTNING 6 AT BOSTON 3
TD GARDEN – ATTEN. 17,565
5 Girardi, 7 Joseph, 9 Johnson, 10 Miller, 17 Killorn, 18 Palat, 24 Callahan, 27 McDonagh, 33 Gauce, 34 Gaur, 44 Rutta, 55 Coburn, 62 Martel, 71 Cirelli, 73 Erne, 81 Cernak, 86 Kucherov, 91 Stamkos, 80 Pasquale, 88 Vasilevskiy

2017-18
APRIL 7, 2018 LIGHTNING 2 AT CAROLINA 3 (OT)
PNC ARENA – ATTEN. 15,402
5 Girardi, 6 Stralman, 9 Johnson, 10 Miller, 13 Paquette, 14 Kunitz, 17 Killorn, 18 Palat, 21 Point, 24 Callahan, 27 McDonagh, 29 Koekkoek, 37 Gourde, 55 Coburn, 62 Sustr, 71 Cirelli, 77 Hedman, 86 Kucherov, 91 Budaj, 70 Domingue

2016-17
APRIL 9, 2017 LIGHTNING 4 VS. BUFFALO 2
AMALIE ARENA – ATTEN. 19,092
6 Stralman, 17 Killorn, 18 Palat, 19 Conacher, 21 Point, 23 Brown, 27 Drouin, 28 Witkowski, 33 McKegg, 55 Coburn, 59 Dotchin, 61 Dumont, 62 Sustr, 65 Gourde, 73 Erne, 77 Hedman, 86 Kucherov, 90 Namestnikov, 31 Budaj, 88 Vasilevskiy

2015-16
APRIL 9, 2016 LIGHTNING 2 AT MONTREAL 5
BELL CENTRE – ATTEN. 21,288
5 Garrison, 9 Johnson, 11 Boyle, 13 Paquette, 17 Killorn, 18 Palat, 20 Tormina, 22 Condra, 23 Brown, 25 Carle, 27 Drouin, 46 Blunden, 51 Filppula, 55 Coburn, 62 Sustr, 81 Marchessault, 89 Nesterov, 90 Namestnikov, 30 Bishop, 88 Vasilevskiy

2014-15
APRIL 11, 2015 LIGHTNING 3 VS. BOSTON 2 (SO)
AMALIE ARENA – ATTEN. 19,204
6 Stralman, 8 Barberio, 9 Johnson, 10 Morrow, 11 Boyle, 13 Paquette, 18 Palat, 23 Brown, 24 Callahan, 25 Carle, 26 Marchessault, 51 Filppula, 53 Witkowski, 77 Hedman, 86 Kucherov, 89 Nesterov, 90 Namestnikov, 91 Stamkos, 30 Bishop, 88 Vasilevskiy

2013-14
APRIL 13, 2014 LIGHTNING 1 AT WASHINGTON 0 (SO)
VERIZON CENTER – ATTEN. 18,506
2 Brewer, 6 Salo, 7 Gudas, 9 Johnson, 16 Purcell, 17 Killorn, 21 Kostka, 23 Brown, 24 Callahan, 25 Carle, 28 Kunyk, 44 Thompson, 54 Paquette, 62 Sustr, 71 Panik, 77 Hedman, 86 Kucherov, 91 Stamkos, 37 Gudlevskis, 39 Lindback

2012-13
APRIL 27, 2013 LIGHTNING 3 VS. FLORIDA 5
TAMPA BAY TIMES FORUM – ATTEN. 19,204
2 Brewer, 3 Aulie, 4 Lecavalier, 6 Salo, 11 Pyatt, 12 Malone, 16 Purcell, 17 Killorn, 19 Grombeen, 26 Carle, 26 St. Louis, 26 M. Roy, 42 Tyrell, 44 Thompson, 67 Pouliot, 76 Labrie, 77 Hedman, 91 Stamkos, 32 Garon, 39 Lindback

2011-12
APRIL 7 LIGHTNING 4 AT WINNIPEG 3 (OT)
MTS CENTRE – ATTEN. 15,004
2 Brewer, 3 Aulie, 4 Lecavalier, 7 Clark, 11 Pyatt, 12 Malone, 14 Connolly, 15 Lee, 16 Purcell, 18 Hall, 19 Brown, 23 Commodore, 26 St. Louis, 29 Mikkelson, 34 Wyman, 44 Thompson, 77 Hedman, 91 Stamkos, 30 Roloson, 35 Caron

2010-11
APRIL 9, 2011 LIGHTNING 6 AT CAROLINA 2
RBC CENTER – ATTEN. 17,805
2 Brewer, 4 Lecavalier, 5 Ohlund, 7 Clark, 9 Downie, 10 Bergenheim, 12 Gagne, 13 Kubina, 16 Purcell, 18 Hall, 19 Moore, 26 St. Louis, 32 Smaby, 39 Lundin, 42 Tyrell, 44 Thompson, 47 Bergeron, 91 Stamkos, 35 Roloson, 41 Smith

2009-10
APRIL 11, 2010 LIGHTNING 3 AT FLORIDA 1
BANKATLANTIC CENTER – ATTEN. 15,884
4 Lecavalier, 5 Ohlund, 6 Foster, 8 Walker, 9 Downie, 12 Malone, 13 Tangyau, 14 Meszaros, 16 Purcell, 19 Veilleux, 26 St. Louis, 27 Bochenksi, 28 Konopka, 39 Lundin, 44 Thompson, 55 Lashoff, 58 Jackson, 91 Stamkos, 30 Niittymaki, 41 Smith

2008-09
APRIL 11, 2009 LIGHTNING 2 AT ATLANTA 6
PHILIPS ARENA – ATTEN. 17,122
6 Melichar, 7 Welch, 11 Halpern, 18 Hall, 20 Prospal, 24 Pettinger, 26 St. Louis, 27 Bochenksi, 28 Konopka, 32 Smaby, 33 Koci, 38 Szczezura, 44 Karsum, 51 Quick, 55 Lashoff, 56 Mihalik, 76 Artyukhin, 91 Stamkos, 30 McKenna, 31 Ramo

2007-08
APRIL 5, 2008 LIGHTNING 1 AT ATLANTA 4
PHILIPS ARENA – ATTEN. 18,732
2 Picard, 3 Janik, 7 Ouellet, 10 Jokinen, 11 Halpern, 16 Ward, 21 Darche, 22 Boyle, 24 Karlsson, 26 St. Louis, 29 MacDonald, 32 Smaby, 37 Lukowich, 39 Lundin, 42 Lessard, 61 Stewart, 71 Kuba, 74 Tarnasky, 31 Ramo, 41 Smith

2006-07
APRIL 7, 2007 LIGHTNING 2 VS. ATLANTA 3 (SO)
PHILIPS ARENA – ATTEN. 18,756
4 Lecavalier, 9 Perrin, 16 Ward, 17 Fedotenko, 19 Richards, 20 Prospal, 21 Sarich, 22 Boyle, 26 St. Louis, 27 Taylor, 36 Roy, 44 Pratt, 49 Jones, 54 Ranger, 55 O'Brien, 61 Stewart, 71 Kuba, 74 Tarnasky, 31 Ramo, 40 Holmqvist

2005-06
APRIL 18, 2006 LIGHTNING 1 VS. WASHINGTON 4
ST. PETE TIMES FORUM – ATTEN. 20,154
2 Helbling, 4 Lecavalier, 5 Sydor, 8 Cibak, 11 Dingman, 17 Fedotenko, 18 DiMaio, 19 Richards, 21 Sarich, 22 Boyle, 26 St. Louis, 27 Taylor, 29 Afanasev, 33 Modin, 34 Craig, 44 Pratt, 54 Ranger, 76 Artyukhin, 47 Grahame, 1 Burke

2004-05
Did Not Play

2003-04
APRIL 3, 2004 LIGHTNING 1 VS. ATLANTA 2
ST. PETE TIMES FORUM – ATTEN. 20,244
4 Lecavalier, 5 Cullimore, 8 Cibak, 9 Perrin, 11 Dingman, 13 Kubina, 17 Fedotenko, 19 Richards, 21 Sarich, 22 Boyle, 25 Andreychuk, 26 St. Louis, 27 Taylor, 33 Modin, 36 Roy, 37 Lukowich, 55 Sydor, 61 Stillman, 35 Khabibulin, 47 Grahame

2002-03
APRIL 6, 2003 LIGHTNING 2 AT ATLANTA 6
PHILIPS ARENA – ATTEN. 18,033
3 Bergevin, 4 Lecavalier, 5 Cullimore, 7 Clymer, 11 Dingman, 13 Kubina, 15 Alexeev, 16 Svitov, 17 Fedotenko, 18 Olvestad, 19 Richards, 20 Prospal, 21 Sarich, 23 Laakkanen, 26 St. Louis, 27 Taylor, 33 Modin, 35 Khabibulin, 44 Pratt, 47 Grahame

2001-02
APRIL 14, 2002 LIGHTNING 3 AT FLORIDA 2 (OT)
NATIONAL CAR RENTAL CENTER – ATTEN. 18,219
2 Neckar, 4 Lecavalier, 5 Cullimore, 7 Clymer, 11 Dingman, 13 Kubina, 15 Alexeev, 19 Richards, 20 Prospal, 21 Sarich, 22 Boyle, 24 Willis, 25 Andreychuk, 28 Keefe, 33 Modin, 41 Olvestad, 44 Pratt, 46 Cibak, 31 Kochan, 35 Khabibulin

2000-01
APRIL 8, 2001 LIGHTNING 1 AT WASHINGTON 2
MCI CENTER – ATTEN. 18,672
2 Neckar, 4 Lecavalier, 5 Cullimore, 6 Aucoin, 7 Clymer, 10 Emmons, 13 Kubina, 14 Kharitonov, 17 R. Johnson, 19 Richards, 21 Sarich, 26 St. Louis, 28 Ekman, 30 Zyuzin, 34 Dwyer, 36 Barnaby, 37 Afanasev, 73 Elich, 31 Flaherty, 35 Khabibulin

1999-00
APRIL 9, 2000 LIGHTNING 2 AT OTTAWA 5
COREL CENTER – ATTEN. 18,022
2 Mara, 5 Gardiner, 6 Muir, 7 Clymer, 8 Warriner, 9 Holzinger, 10 M. Johnson, 15 Svejkovsky, 17 R. Johnson, 19 Martins, 20 Drulia, 21 Sarich, 22 Primeau, 25 Hay, 28 Ekman, 33 Modin, 43 Freadrich, 46 Skopintsev, 35 Kochan, 39 Cloutier

1998-99
APRIL 17, 1999 LIGHTNING 2 AT FLORIDA 6
NATIONAL CAR RENTAL CENTER – ATTEN. 19,079
3 Gusev, 4 Cross, 5 Cullimore, 7 Zamuner, 8 Lecavalier, 11 Kelly, 13 Kubina, 14 Petrovicky, 16 Tucker, 21 Daigle, 22 Mara, 26 Sillinger, 27 Forbes, 44 Richer, 49 Wilkie, 55, Bannister, 64 Bonsignore, 77 Gratton, 32 Schwab, 35 Wilkinson

1997-98
APRIL 18, 1998 LIGHTNING 2 VS. FLORIDA 2
ST. PETE TIMES FORUM – ATTEN. 14,261
3 Kubina, 4 Cross, 6 Wilkie, 7 Zamuner, 10 McCarthy, 14 Dykhuis, 15 Ysebaert, 16 Tucker, 17 Peterson, 18 Langkow, 20 Renberg, 21 Hull, 33 Racine, 34 Andersson, 36 DeBrusk, 39 Ciccone, 62 Nazarov, 64 Bonsignore, 1 Bierk, 30 Fitzpatrick

1996-97
APRIL 13, 1997 LIGHTNING 1 AT HARTFORD 2
HARTFORD CIVIC CENTER – ATTEN. 14,660
2 Houlder, 4 Cross, 5 Ulanov, 6 Norton, 7 Zamuner, 8 Huscroft, 9 Toms, 11 Burr, 15 Ysebaert, 18 Langkow, 20 Poeschek, 22 Ciccarelli, 24 Wiemer, 28 Poulin, 29 Selivanov, 44 Hamrlik, 74 Myhres, 77 Gratton, 31 Tabaracci, 32 Schwab

1995-96
APRIL 14, 1996 LIGHTNING 1 VS. PHILADELPHIA 3
THUNDERDOME – ATTEN. 23,697
2 Houlder, 4 Cross, 5 Ulanov, 7 Zamuner, 11 Burr, 12 Cullen, 14 Tucker, 15 Ysebaert, 20 Poeschek, 22 Gavey, 23 Bellows, 27 Shaw, 28 Poulin, 29 Selivanov, 34 Andersson, 44 Hamrlik, 77 Gratton, 95 Petit, 1 Reese, 35 Wilkinson

1994-95
MAY 3, 1995 LIGHTNING 3 VS. OTTAWA 4
THUNDERDOME – ATTEN. 21,689
3 Charron, 4 Cross, 6 Plavsic, 7 Zamuner, 9 Wiemer, 14 Tucker, 15 Ysebaert, 19 Bradley, 25 Bergevin, 27 Semak, 28 Bureau, 29 Selivanov, 33 Myhres, 34 Andersson, 39 Ciccone, 44 Hamrlik, 77 Gratton, 95 Klima, 30 Bergeron, 93 Puppa

1993-94
APRIL 14, 1994 LIGHTNING 5 VS. QUEBEC 2
THUNDERDOME – ATTEN. 21,094
7 Zamuner, 9 Savard, 10 Creighton, 14 Tucker, 15 Elynuik, 17 Gallant, 19 Bradley, 20 Poeschek, 22 Chambers, 23 Joseph, 24 Cole, 25 Bergevin, 28 Bureau, 34 Andersson, 39 Ciccone, 44 Hamrlik, 77 Gratton, 85 Klima, 1 Young, 93 Puppa

1992-93
APRIL 15, 1993 LIGHTNING 5 AT ST LOUIS 6
ST. LOUIS ARENA – ATTEN. 17,816
2 Beers, 7 Zamuner, 10 Creighton, 11 Kasper, 14 Tucker, 17 Lafreniere, 19 Bradley, 20 Gilhen, 21 Bergland, 22 Chambers, 24 Cole, 25 Bergevin, 26, Hervey, 27 Drulia, 34 Andersson, 37 Maltais, 40 LiPuma, 44 Hamrlik, 30 Bergeron, 35 Jablonski



2017-2018 STATS

2017-2018 INDIVIDUAL SCORING
(54-23-5, 113 pts, 1st Eastern Conference)

PLAYERS

| PLAYER | POS | GP | G | A | P | +/- | PIM | PP | SH | GW | OT | S | S% | TOI/G | SFT/GFO% |
|-----------------------|-----|----|----|----|-----|-----|-----|----|----|----|----|-----|------|-------|----------|
| Nikita Kucherov | R | 80 | 39 | 61 | 100 | 15 | 42 | 8 | 0 | 7 | 0 | 279 | 14.0 | 19:49 | |
| Steven Stamkos | C | 78 | 27 | 59 | 86 | 18 | 72 | 15 | 0 | 1 | 0 | 212 | 12.7 | 18:46 | |
| Brayden Point | C | 82 | 32 | 34 | 66 | 18 | 24 | 5 | 3 | 12 | 4 | 217 | 14.7 | 19:37 | |
| Yanni Gourde | C | 82 | 25 | 39 | 64 | 34 | 50 | 7 | 1 | 5 | 1 | 136 | 18.4 | 16:09 | |
| Victor Hedman | D | 77 | 17 | 46 | 63 | 32 | 54 | 2 | 0 | 1 | 0 | 216 | 7.9 | 25:51 | |
| Tyler Johnson | C | 81 | 21 | 29 | 50 | 3 | 24 | 4 | 2 | 3 | 0 | 186 | 11.3 | 17:00 | |
| Alex Killorn | L | 82 | 15 | 32 | 47 | 22 | 45 | 2 | 0 | 1 | 0 | 156 | 9.6 | 16:30 | |
| Vladislav Namestnikov | C | 62 | 20 | 24 | 44 | 11 | 35 | 8 | 0 | 2 | 0 | 127 | 15.7 | 17:30 | |
| Mikhail Sergachev | D | 79 | 9 | 31 | 40 | 11 | 38 | 3 | 0 | 5 | 0 | 141 | 6.4 | 15:22 | |
| Ondrej Palat | L | 56 | 11 | 24 | 35 | 16 | 6 | 4 | 1 | 0 | 0 | 109 | 10.1 | 17:00 | |
| Chris Kunitz | L | 82 | 13 | 16 | 29 | 8 | 35 | 0 | 1 | 2 | 0 | 81 | 16.0 | 11:57 | |
| J.T. Miller | C | 19 | 10 | 8 | 18 | -3 | 12 | 5 | 0 | 1 | 0 | 45 | 22.2 | 18:11 | |
| Dan Girardi | D | 77 | 6 | 12 | 18 | 18 | 27 | 1 | 0 | 1 | 0 | 93 | 6.5 | 17:23 | |
| Ryan Callahan | R | 67 | 5 | 13 | 18 | -4 | 29 | 1 | 1 | 0 | 0 | 104 | 4.8 | 13:19 | |
| Anton Stralman | D | 80 | 4 | 14 | 18 | 29 | 18 | 0 | 0 | 0 | 0 | 131 | 3.1 | 21:29 | |
| Braydon Coburn | D | 72 | 1 | 14 | 15 | 3 | 40 | 0 | 0 | 0 | 0 | 73 | 1.4 | 16:01 | |
| Cory Conacher | C | 36 | 8 | 4 | 12 | 0 | 24 | 1 | 0 | 2 | 1 | 45 | 17.8 | 10:00 | |
| Anthony Cirelli | C | 18 | 5 | 6 | 11 | 11 | 6 | 0 | 0 | 0 | 0 | 26 | 19.2 | 13:14 | |
| Jake Dotchin | D | 48 | 3 | 8 | 11 | 17 | 38 | 0 | 0 | 0 | 0 | 48 | 6.3 | 16:29 | |
| Cedric Paquette | C | 56 | 5 | 4 | 9 | -5 | 41 | 0 | 0 | 2 | 0 | 64 | 7.8 | 10:12 | |
| Slater Koekkoek | D | 35 | 4 | 4 | 8 | 4 | 18 | 0 | 0 | 1 | 0 | 43 | 9.3 | 11:14 | |
| Andrej Sustr | D | 44 | 2 | 5 | 7 | -5 | 18 | 0 | 0 | 0 | 0 | 45 | 4.4 | 12:50 | |
| Matthew Peca | C | 10 | 2 | 3 | 5 | 6 | 0 | 0 | 0 | 0 | 0 | 17 | 11.8 | 13:40 | |
| Adam Erne | L | 23 | 3 | 1 | 4 | -1 | 11 | 0 | 0 | 1 | 0 | 29 | 10.3 | 10:07 | |
| J.T. Brown | R | 24 | 1 | 3 | 4 | -1 | 12 | 0 | 0 | 1 | 0 | 18 | 5.6 | 9:22 | |
| Ryan McDonagh | D | 14 | 2 | 1 | 3 | 1 | 0 | 0 | 0 | 0 | 0 | 22 | 9.1 | 21:17 | |
| Michael Bournival | L | 5 | 0 | 0 | 0 | 0 | 0 | 0 | 0 | 0 | 0 | 5 | 0.0 | 9:21 | |
| Gabriel Dumont | C | 7 | 0 | 0 | 0 | 0 | 4 | 0 | 0 | 0 | 0 | 11 | 0.0 | 10:22 | |

GOALTENDERS

| PLAYER | GP | GS | W | L | OT | GAA | SV% | SA | SV | GA | TOI |
|--------------------|----|----|----|----|----|------|------|------|------|-----|----------|
| Andrei Vasilevskiy | 65 | 64 | 44 | 17 | 3 | 2.62 | .920 | 2075 | 1908 | 167 | 3,825:11 |
| Louis Domingue | 12 | 11 | 7 | 3 | 1 | 2.89 | .914 | 384 | 351 | 33 | 686:01 |
| Peter Budaj | 8 | 7 | 3 | 3 | 1 | 3.77 | .876 | 217 | 190 | 27 | 430:24 |

2017-2018 GAME-BY-GAME RESULTS

| # | DATE | TEAM | W-L-OT RECORD | GF-GA | SCORERS | W | GOAL | PP | PK | SF-SA | W-L GLTDR | ATTEND. |
|----|------------|-------|---------------|--------|---------|--------------------------|------|-----|-----|-------|-----------|---------|
| 1 | 10/6/2017 | FLA | W | 1-0-0 | 5-3 | 18,21,90P,86,18 | 86 | 1/3 | 4/4 | 25-36 | 88 / 1 | 19092+ |
| 2 | 10/7/2017 | @ FLA | L | 1-1-0 | 4-5 | 86,90P,21,9 | 21 | 1/6 | 3/4 | 30-48 | 1 / 88 | 16,871 |
| 3 | 10/9/2017 | WSH | W* | 2-1-0 | 4-3 | 1714,86,21P | 21 | 1/5 | 2/4 | 40-26 | 88 / 31 | 19092+ |
| 4 | 10/12/2017 | PIT | W | 3-1-0 | 5-4 | 29,77P,91P,86,29 | 29 | 2/5 | 4/5 | 44-40 | 88 / 31 | 19092+ |
| 5 | 10/14/2017 | STL | W | 4-1-0 | 2-1 | 9P,86 | 86 | 1/2 | 3/3 | 27-29 | 88 / 34 | 19092+ |
| 6 | 10/16/2017 | @ DET | W | 5-1-0 | 3-2 | 9S,86P,86 | 86 | 1/5 | 6/6 | 26-31 | 88 / 35 | 19515 |
| 7 | 10/17/2017 | @ NJD | O** | 5-1-1 | 4-5 | 9P,86P,86,91 | 21 | 1/5 | 2/4 | 37-34 | 35 / 31 | 13176 |
| 8 | 10/19/2017 | @ CBJ | W | 6-1-1 | 2-0 | 98,98 | 98 | 0/2 | 3/3 | 21-43 | 88 / 72 | 13155 |
| 9 | 10/21/2017 | PIT | W | 7-1-1 | 7-1 | 86P,91P,37,21,6,86,98P | 91 | 3/5 | 3/4 | 32-29 | 88 / 31 | 19092+ |
| 10 | 10/24/2017 | @ CAR | W | 8-1-1 | 5-1 | 9P,98P,90,24,86 | 98 | 1/1 | 4/4 | 29-32 | 88 / 33 | 10498 |
| 11 | 10/26/2017 | DET | W | 9-1-1 | 3-2 | 86P,91,21 | 21 | 2/6 | 4/5 | 38-31 | 88 / 35 | 19092+ |
| 12 | 10/28/2017 | ANA | L | 9-2-1 | 1-4 | 14 | 26 | 0/4 | 0/2 | 32-21 | 36 / 31 | 19092+ |
| 13 | 10/30/2017 | @ FLA | W | 10-2-1 | 8-5 | 21,86,91P,18,37P,90,91,6 | 90 | 2/5 | 3/3 | 38-23 | 88 / 31 | 9493 |
| 14 | 11/2/2017 | NYR | O* | 10-2-2 | 1-2 | 37S | 10 | 0/2 | 2/2 | 28-35 | 30 / 88 | 19092+ |
| 15 | 11/4/2017 | CBJ | W** | 11-2-2 | 5-4 | 21,86,91P,37,91 | 91 | 1/3 | 4/4 | 36-34 | 88 / 72 | 19092+ |
| 16 | 11/8/2017 | @ SJS | W | 12-2-2 | 5-1 | 59,86,29,90,90P | 86 | 1/4 | 2/2 | 30-33 | 88 / 31 | 17044 |
| 17 | 11/9/2017 | @ LAK | W | 13-2-2 | 5-2 | 86,177,77,91P,90 | 77 | 1/5 | 3/3 | 43-24 | 31 / 32 | 18230 |

| | DATE | TEAM | W-L-OT RECORD | GF-GA | SCORERS | W | GOAL PP | PK | SF-SA | W-L GLTDR | ATTEND. | |
|----|------------|-------|---------------|---------|---------|------------------------|---------|-----|-------|-----------|---------|--------|
| 18 | 11/12/2017 | @ ANA | W | 14-2-2 | 2-1 | 90P,23 | 23 | 1/2 | 1/1 | 37-29 | 88 / 36 | 15707 |
| 19 | 11/16/2017 | DAL | W | 15-2-2 | 6-1 | 91P,98,21S,91,59,86 | 98 | 1/4 | 3/3 | 28-28 | 88 / 30 | 19092+ |
| 20 | 11/18/2017 | NYI | L | 15-3-2 | 3-5 | 37,18,37 | 27 | 0/1 | 1/2 | 39-32 | 1 / 88 | 19092+ |
| 21 | 11/22/2017 | CHI | W* | 16-3-2 | 3-2 | 18S,14,21P | 21 | 1/6 | 3/4 | 38-31 | 88 / 50 | 19092+ |
| 22 | 11/24/2017 | @ WSH | L | 16-4-2 | 1-3 | 90 | 25 | 1/3 | 3/3 | 26-38 | 31 / 88 | 18506 |
| 23 | 11/25/2017 | @ PIT | L | 16-5-2 | 2-5 | 18P, 89 | 87 | 1/6 | 2/5 | 35-34 | 35 / 31 | 18659 |
| 24 | 11/28/2017 | @ BUF | W | 17-5-2 | 2-0 | 98P,5 | 98 | 1/3 | 3/3 | 26-34 | 88 / 40 | 17569 |
| 25 | 11/29/2017 | @ BOS | L | 17-6-2 | 2-3 | 62,91P | 20 | 1/2 | 2/2 | 21-36 | 40 / 88 | 17565 |
| 26 | 12/2/2017 | SJS | W | 18-6-2 | 5-2 | 86,9P,9,89,86 | 9 | 1/2 | 1/1 | 43-27 | 88 / 31 | 19092+ |
| 27 | 12/5/2017 | NYI | W | 19-6-2 | 6-2 | 21,62,37P,37,90P,14 | 37 | 2/4 | 1/2 | 34-31 | 88 / 1 | 19092+ |
| 28 | 12/7/2017 | COL | W | 20-6-2 | 5-2 | 91,14,90,17P,21S | 90 | 1/5 | 3/3 | 32-30 | 31 / 1 | 19092+ |
| 29 | 12/9/2017 | WPG | W* | 21-6-2 | 4-3 | 37P,98,86,21 | 21 | 1/3 | 1/1 | 28-20 | 88 / 37 | 19092+ |
| 30 | 12/12/2017 | @ STL | W | 22-6-2 | 3-0 | 21,86,9 | 21 | 0/3 | 1/1 | 25-32 | 88 / 34 | 18290 |
| 31 | 12/14/2017 | @ ARZ | W | 23-6-2 | 4-1 | 90P,21,86,9 | 21 | 1/3 | 2/3 | 48-33 | 88 / 32 | 11591 |
| 32 | 12/16/2017 | @ COL | W | 24-6-2 | 6-5 | 86,6,77,37,6,98 | 98 | 0-2 | 4/6 | 31-37 | 31 / 45 | 16,956 |
| 33 | 12/19/2017 | @VGK | L | 24-7-2 | 3-4 | 91P,90P,77 | 27P | 2/4 | 1/5 | 38-36 | 29 / 88 | 17,813 |
| 34 | 12/21/2017 | OTT | W** | 25-7-2 | 4-3 | 17,37,90, 21 | 21 | 1/3 | 3/3 | 38-21 | 88 / 41 | 19092+ |
| 35 | 12/23/2017 | MIN | W | 26-7-2 | 3-0 | 5,9,86 | 5 | 0/6 | 6/6 | 31-22 | 88 / 32 | 19092+ |
| 36 | 12/28/2017 | MTL | W | 27-7-2 | 3-1 | 91,21,91P | 21 | 1/6 | 2/3 | 34-32 | 88 / 31 | 19092+ |
| 37 | 12/29/2017 | PHI | L | 27-8-2 | 3-5 | 91P,21,9S | 23 | 1/3 | 4/6 | 27-38 | 37 / 31 | 19092+ |
| 38 | 12/31/2017 | CBJ | W | 28-8-2 | 5-0 | 9,9,86,89,91P | 9 | 1/5 | 4/4 | 35-21 | 88 / 70 | 18,878 |
| 39 | 1/2/2018 | @ TOR | W | 29-8-2 | 2-0 | 13,17 | 13 | 0/3 | 2/2 | 36-29 | 88 / 31 | 19,344 |
| 40 | 1/4/2018 | @ MTL | O** | 29-8-3 | 1-2 | 86 | 41 | 0/2 | 2/2 | 45-38 | 31 / 88 | 21,302 |
| 41 | 1/6/2018 | @ OTT | L | 29-9-3 | 3-6 | 77,29,37P | 61 | 1/5 | 3/3 | 48-33 | 41 / 88 | 16,247 |
| 42 | 1/7/2018 | @ DET | W | 30-9-3 | 5-2 | 5,9,37,86,37 | 37 | 0/0 | 4/4 | 24-36 | 70 / 34 | 19,515 |
| 43 | 1/9/2018 | CAR | W | 31-9-3 | 5-4 | 77,9,9,59,9 | 9 | 0/0 | 2/4 | 34-32 | 88 / 30 | 19092+ |
| 44 | 1/11/2018 | CGY | L | 31-10-3 | 1-5 | 21 | 13 | 0/3 | 0/1 | 34-24 | 41 / 88 | 19092+ |
| 45 | 1/18/2018 | VGK | L | 31-11-3 | 1-4 | 18 | 88 | 1/3 | 2/2 | 29-30 | 29 / 88 | 19092+ |
| 46 | 1/20/2018 | @ MIN | L | 31-12-3 | 2-5 | 21,21P | 39 | 1/4 | 2/3 | 23-25 | 40 / 88 | 19007 |
| 47 | 1/22/2018 | @ CHI | W | 32-12-3 | 2-0 | 14S,37 | 14 | 0/2 | 6/6 | 31-40 | 88 / 30 | 21626 |
| 48 | 1/23/2018 | @ NSH | W* | 33-12-3 | 4-3 | 14,90,91,37 | 37 | 0/2 | 1/3 | 31-33 | 70 / 74 | 17332 |
| 49 | 1/25/2018 | @ PHI | W | 34-12-3 | 5-1 | 21,37,24S,90,90 | 37 | 0/1 | 3/4 | 22-37 | 88 / 30 | 19489 |
| 50 | 1/30/2018 | @ WPG | L | 34-13-3 | 1-3 | 63 | 81 | 0/4 | 3/4 | 24-37 | 34 / 70 | 15321 |
| 51 | 2/1/2018 | @ CGY | W | 35-13-3 | 7-4 | 55,17P,63,17,89,91,89 | 89 | 1/4 | 1/2 | 31-46 | 88 / 41 | 19000 |
| 52 | 2/3/2018 | @ VAN | W | 36-13-3 | 4-2 | 14,77,37,89P | 37 | 1/4 | 3/3 | 28-33 | 88 / 25 | 18865 |
| 53 | 2/5/2018 | @ EDM | L | 36-14-3 | 2-6 | 17,37P | 97 | 1/3 | 2/4 | 34-35 | 33 / 88 | 18347 |
| 54 | 2/8/2018 | VAN | W | 37-14-3 | 5-2 | 86,37P,73,91,77P | 73 | 2/3 | 2/3 | 36-29 | 88 / 31 | 19092+ |
| 55 | 2/10/2018 | LAK | W | 38-14-3 | 4-3 | 91,17,13,86P | 86 | 1/4 | 3/3 | 28-47 | 88 / 32 | 19092+ |
| 56 | 2/12/2018 | TOR | L | 38-15-3 | 3-4 | 17,86,37 | 25 | 0/2 | 1/1 | 34-23 | 31 / 88 | 19112 |
| 57 | 2/13/2018 | @ BUF | L | 38-16-3 | 3-5 | 37P,90,24 | 90 | 1/5 | 1/3 | 29-33 | 31 / 70 | 16530 |
| 58 | 2/15/2018 | DET | W | 39-16-3 | 4-1 | 91,86P,91P,17 | 86 | 2/4 | 2/3 | 32-39 | 88 / 35 | 19092+ |
| 59 | 2/17/2018 | NJD | L | 39-17-3 | 4-3 | 14,21P,91P | 44 | 2/6 | 3/3 | 51-28 | 31 / 88 | 19092+ |
| 60 | 2/20/2018 | @ WSH | W | 40-17-3 | 4-2 | 21P,14,21,86 | 21 | 1/2 | 1/2 | 19-37 | 88 / 70 | 18506 |
| 61 | 2/22/2018 | @ OTT | W | 41-17-3 | 4-3 | 9,77,90,21 | 21 | 0/3 | 4/5 | 24-36 | 70 / 41 | 16204 |
| 62 | 2/24/2018 | @ MTL | W** | 42-17-3 | 4-3 | 21,86P,24P,21 | 21 | 2/5 | 3/4 | 39-32 | 88 / 37 | 21302 |
| 63 | 2/26/2018 | TOR | W** | 43-17-3 | 4-3 | 14,9,73,21 | 21 | 0/4 | 3/4 | 42-30 | 88 / 31 | 19092+ |
| 64 | 2/28/2018 | BUF | O* | 43-17-4 | 1-2 | 89 | 29 | 0/1 | 3/4 | 22-34 | 31 / 88 | 19092+ |
| 65 | 3/1/2018 | @ DAL | W* | 44-17-4 | 5-4 | 21,71,17,91,89 | 89 | 0/3 | 2/3 | 25-35 | 70 / 30 | 17337 |
| 66 | 3/3/2018 | PHI | W** | 45-17-4 | 7-6 | 91P,77,5,10,91,77,21 | 21 | 1/1 | 4/5 | 35-43 | 88 / 34 | 19092+ |
| 67 | 3/6/2018 | FLA | W* | 46-17-4 | 5-4 | 37,10,37,17,21 | 21 | 0/0 | 1/2 | 33-49 | 88 / 1 | 19092+ |
| 68 | 3/8/2018 | NYR | W | 47-17-4 | 5-3 | 13,73,71,14,9 | 14 | 0/4 | 3/3 | 45-30 | 88 / 30 | 19092+ |
| 69 | 3/10/2018 | MTL | W** | 48-17-4 | 3-2 | 9P,86 | 86 | 1/4 | 2/3 | 34-29 | 88 / 37 | 19092+ |
| 70 | 3/13/2018 | OTT | L | 48-18-4 | 4-7 | 10,10P,10P,27 | 68 | 2/4 | 0/2 | 46-33 | 1 / 88 | 19092+ |
| 71 | 3/17/2018 | BOS | L | 48-19-4 | 0-3 | | 88 | 0/3 | 1/3 | 23-27 | 40 / 88 | 19092+ |
| 72 | 3/18/2018 | EDM | W | 49-19-4 | 3-1 | 77,86P,86 | 86 | 1/4 | 5/5 | 40-30 | 70 / 35 | 19092+ |
| 73 | 3/20/2018 | TOR | W | 50-19-4 | 4-3 | 77,27,86,17 | 17 | 0/1 | 2/3 | 25-30 | 88 / 31 | 19092+ |
| 74 | 3/22/2018 | @ NYI | W | 51-19-4 | 7-6 | 71,9,77,21S,10,98P,10P | 10 | 2/4 | 2/5 | 36-41 | 88 / 41 | 10354 |
| 75 | 3/24/2018 | @ NJD | L | 51-20-4 | 1-2 | 18P,9 | 21 | 1/2 | 1/1 | 36-31 | 1 / 88 | 16514 |
| 76 | 3/26/2018 | ARZ | L | 51-21-4 | 1-4 | 86P | 6 | 1/2 | 3/4 | 20-35 | 32 / 70 | 19092+ |
| 77 | 3/29/2018 | @ BOS | L | 51-22-4 | 2-4 | 10P,77 | 37 | 1/4 | 2/3 | 28-30 | 40 / 88 | 17565 |
| 78 | 3/30/2018 | @ NYR | W | 52-22-4 | 7-3 | 13,17,10P,13,21,21,5P | 13 | 2/4 | 4/4 | 50-31 | 70 / 30 | 18006 |
| 79 | 4/1/2018 | NSH | L | 52-23-4 | 1-4 | 18 | 9 | 0/5 | 1/2 | 30-25 | 74 / 88 | 19092+ |
| 80 | 4/3/2018 | BOS | W | 53-23-4 | 4-0 | 21,77,14,10 | 21 | 0/4 | 2/2 | 36-33 | 88 / 40 | 19092+ |
| 81 | 4/6/2018 | BUF | W | 54-23-4 | 7-5 | 71,86,37,5,71,21,77 | 21 | 0/3 | 3/5 | 34-32 | 88 / 31 | 19092+ |
| 82 | 4/7/2018 | @ CAR | O* | 54-23-5 | 3-2 | 24,18 | 28 | 0/1 | 2/2 | 34-42 | 30 / 70 | 15400 |

2016-2017 STATS

2016-2017 INDIVIDUAL SCORING
(42-30 -10, 94 points, 5th Atlantic)

PLAYERS

| PLAYER | POS | GP | G | A | P | +/- | PIM | PP | SH | GW | OT | S | S% | TOI/G | SFT/GFO% |
|-----------------------|-----|----|----|----|----|-----|-----|----|----|----|----|-----|------|-------|----------|
| Nikita Kucherov | R | 74 | 40 | 45 | 85 | 13 | 38 | 17 | 0 | 7 | 1 | 246 | 16.3 | 19:26 | 23.5 |
| Victor Hedman | D | 79 | 16 | 56 | 72 | 3 | 47 | 4 | 0 | 5 | 2 | 166 | 9.6 | 24:30 | 27.9 |
| Jonathan Drouin | L | 73 | 21 | 32 | 53 | -13 | 16 | 9 | 0 | 6 | 1 | 183 | 11.5 | 17:42 | 21.1 |
| Ondrej Palat | L | 75 | 17 | 35 | 52 | 8 | 39 | 5 | 0 | 3 | 0 | 162 | 10.5 | 19:07 | 24.1 |
| Tyler Johnson | C | 66 | 19 | 26 | 45 | -5 | 28 | 6 | 0 | 3 | 1 | 130 | 14.6 | 18:49 | 23.8 |
| Brayden Point | C | 68 | 18 | 22 | 40 | 4 | 14 | 5 | 0 | 2 | 0 | 122 | 14.8 | 17:07 | 20.8 |
| Alex Killorn | L | 81 | 19 | 17 | 36 | -9 | 66 | 4 | 1 | 4 | 0 | 176 | 10.8 | 18:00 | 22.6 |
| Valtteri Filppula | C | 59 | 7 | 27 | 34 | 1 | 24 | 0 | 0 | 1 | 0 | 74 | 9.4 | 17:30 | 22.5 |
| Vladislav Namestnikov | C | 74 | 10 | 18 | 28 | -4 | 31 | 3 | 0 | 0 | 0 | 114 | 8.8 | 14:47 | 18.9 |
| Brian Boyle | C | 54 | 13 | 9 | 22 | 5 | 48 | 3 | 0 | 2 | 0 | 109 | 11.9 | 13:41 | 18.6 |
| Anton Stralman | D | 73 | 5 | 17 | 22 | 1 | 20 | 1 | 0 | 0 | 0 | 130 | 3.8 | 22:54 | 26.9 |
| Steven Stamkos | C | 17 | 9 | 11 | 20 | 3 | 14 | 3 | 0 | 1 | 0 | 58 | 15.5 | 17:52 | 21.5 |
| Andrei Sustr | D | 80 | 3 | 11 | 14 | -10 | 43 | 0 | 0 | 1 | 0 | 93 | 3.2 | 17:35 | 22.7 |
| Nikita Nesterov | D | 35 | 3 | 9 | 12 | -3 | 20 | 1 | 0 | 0 | 0 | 46 | 6.5 | 16:35 | 20.1 |
| Braydon Coburn | D | 80 | 5 | 7 | 12 | -1 | 50 | 0 | 1 | 0 | 0 | 102 | 4.9 | 16:44 | 22 |
| Jake Dotchin | D | 35 | 0 | 11 | 11 | -10 | 35 | 0 | 0 | 0 | 0 | 50 | 0 | 18:25 | 23.2 |
| Cedric Paquette | C | 58 | 4 | 6 | 10 | -6 | 80 | 0 | 0 | 0 | 0 | 68 | 5.9 | 11:31 | 16.9 |
| Jason Garrison | D | 70 | 1 | 8 | 9 | -8 | 14 | 0 | 0 | 0 | 0 | 96 | 1 | 18:33 | 24.1 |
| Yanni Gourde | C | 20 | 6 | 2 | 8 | -1 | 8 | 0 | 1 | 1 | 1 | 30 | 20 | 15:22 | 21.1 |
| J.T. Brown | R | 64 | 3 | 3 | 6 | -7 | 73 | 0 | 1 | 1 | 0 | 67 | 4.5 | 10:22 | 15 |
| Luke Witkowski | D | 34 | 0 | 4 | 4 | -1 | 39 | 0 | 0 | 0 | 0 | 24 | 0 | 9:52 | 14.1 |
| Ryan Callahan | R | 18 | 2 | 2 | 4 | -4 | 23 | 0 | 0 | 1 | 0 | 22 | 9.1 | 14:08 | 19.5 |
| Gabriel Dumont | C | 39 | 2 | 2 | 4 | 1 | 29 | 0 | 0 | 0 | 0 | 34 | 5.9 | 9:40 | 14.7 |
| Cory Conacher | C | 11 | 1 | 3 | 4 | 0 | 4 | 1 | 0 | 0 | 0 | 16 | 6.3 | 11:33 | 17.7 |
| Slater Koekkoek | D | 29 | 0 | 4 | 4 | -4 | 8 | 0 | 0 | 0 | 0 | 27 | 0 | 12:59 | 17.9 |
| Joel Vermin | R | 18 | 0 | 3 | 3 | 2 | 4 | 0 | 0 | 0 | 0 | 12 | 0 | 10:55 | 15.6 |
| Adam Erne | L | 26 | 3 | 0 | 3 | -9 | 11 | 0 | 0 | 0 | 0 | 40 | 7.5 | 11:48 | 17 |
| Michael Bournival | L | 19 | 2 | 1 | 3 | -3 | 2 | 0 | 0 | 0 | 0 | 25 | 8 | 10:08 | 15.1 |
| Matthew Peca | C | 10 | 1 | 1 | 2 | -3 | 2 | 0 | 0 | 0 | 0 | 9 | 11.1 | 11:26 | 15.9 |
| Greg McKegg | C | 15 | 0 | 1 | 1 | 2 | 11 | 0 | 0 | 0 | 0 | 8 | 0 | 9:16 | 13.7 |
| Byron Froese | C | 4 | 0 | 0 | 0 | -3 | 0 | 0 | 0 | 0 | 0 | 4 | 0 | 11:49 | 16.8 |
| Tanner Richard | C | 3 | 0 | 0 | 0 | -2 | 2 | 0 | 0 | 0 | 0 | 1 | 0 | 12:42 | 16.3 |
| Erik Condra | R | 13 | 0 | 0 | 0 | -4 | 4 | 0 | 0 | 0 | 0 | 8 | 0 | 9:38 | 13.4 |

GOALTENDERS

| PLAYER | GP | GS | W | L | OT | SA | GA | GAA | SV | SV% | SO | G | A | PIM | TOI |
|---------------------|----|----|----|----|----|------|-----|------|------|-------|----|---|---|-----|---------|
| Andrei Vasilevski | 50 | 47 | 23 | 17 | 7 | 1480 | 123 | 2.61 | 1357 | 0.917 | 2 | 0 | 2 | 2 | 2831:16 |
| Ben Bishop | 32 | 31 | 16 | 12 | 3 | 870 | 77 | 2.55 | 870 | 0.911 | 1 | 0 | 0 | 8 | 1812:36 |
| Peter Budaj | 7 | 4 | 3 | 1 | 0 | 128 | 13 | 2.80 | 115 | 0.898 | 0 | 0 | 0 | 0 | 278:52 |
| Kristers Gudlevskis | 1 | 0 | 0 | 0 | 0 | 3 | 0 | 0.00 | 3 | 1.000 | 0 | 0 | 0 | 0 | 11:27 |

2016-2017 GAME-BY-GAME RESULTS

| DATE | TEAM | W-L-OT | RECORD | GF-GA | SCORERS | W GOAL PP | PK | SF-SA | W-L GLTDR | ATTEND. |
|------------|------|--------|----------|-------|------------------------------|-----------|-----|-------|-----------|---------|
| 10/13/2016 | DET | W | 01-00-00 | 6-4 | 27P, 13, 11, 9P, 17P, 51 | 17 | 3-6 | 1-2 | 36-32 | 30/34 |
| 10/15/2016 | NJD | W | 02-00-00 | 3-2 | 91, 17, 51 | 51 | 0-3 | 3-3 | 34-34 | 88/35 |
| 10/18/2016 | FLA | W** | 03-00-00 | 4-3 | 17, 18, 91 | 21 | 0-3 | 3-3 | 28-31 | 30/34 |
| 10/20/2016 | COL | L | 03-01-00 | 0-4 | | 9 | 0-3 | 2-2 | 27-16 | 1/30 |
| 10/22/2016 | @OTT | W | 04-01-00 | 4-1 | 90P, 91P, 17, 51 | 91 | 2-4 | 3-3 | 35-28 | 88/41 |
| 10/25/2016 | @TOR | W | 05-01-00 | 7-3 | 91, 17, 91, 77, 86, 90P, 27P | 77 | 2-4 | 3-4 | 24-43 | 30/31 |
| 10/27/2016 | @MTL | L | 05-02-00 | 1-3 | 17 | 67 | 0-3 | 2-3 | 31-26 | 31/30 |
| 10/29/2016 | @NJD | L | 05-03-00 | 1-3 | 9 | 28 | 0-4 | 1-1 | 33-23 | 35/88 |
| 10/30/2016 | @NYR | L | 05-04-00 | 1-6 | 91P | 40 | 1-4 | 5-5 | 32-37 | 32/30 |
| 11/01/2016 | @NYI | W | 06-04-00 | 6-1 | 86P, 86P, 91, 11, 23S, 51 | 86 | 2-7 | 4-4 | 36-27 | 30/1 |
| 11/03/2016 | BOS | O** | 06-04-01 | 3-4 | 77P, 9P, 9 | 11 | 2-4 | 3-4 | 30-31 | 40/88 |
| 11/05/2016 | NJD | W | 07-04-01 | 4-1 | 11, 77, 21P, 86 | 77 | 1-4 | 4-4 | 35-38 | 30/35 |
| 11/07/2016 | @FLA | L | 07-05-01 | 1-3 | 18 | 18 | 0-2 | 2-3 | 35-32 | 1/30 |
| 11/10/2016 | NYI | W | 08-05-01 | 4-1 | 91P, 86, 9P, 11 | 86 | 2-6 | 1-1 | 28-32 | 88/41 |
| 11/12/2016 | SJS | L | 08-06-01 | 1-3 | 6 | 57 | 0-2 | 0-1 | 26-20 | 31/30 |
| 11/14/2016 | @NYI | W | 09-06-01 | 4-0 | 23, 24, 86, 90 | 23 | 0-5 | 4-4 | 31-34 | 88/41 |
| 11/15/2016 | @DET | W | 10-06-01 | 4-3 | 86, 91, 89P, 86 | 86 | 1-3 | 2-4 | 22-28 | 30/34 |

| DATE | TEAM | W-L-OT | RECORD | GF-GA | SCORERS | W | GOAL PP | PK | SF-SA | W-L GLTDR | ATTEND. |
|------------|------|--------|----------|-------|--------------------------|----|---------|-----|-------|-----------|---------|
| 11/17/2016 | @BUF | W | 11-06-01 | 4-1 | 89, 17P, 86, 21P | 17 | 2-3 | 4-5 | 38-33 | 30/40 | 17,870 |
| 11/19/2016 | @PHI | W | 12-06-01 | 3-0 | 9P, 18, 27 | 9 | 1-2 | 5-5 | 18-32 | 88/35 | 19,732+ |
| 11/21/2016 | @NSH | L | 12-07-01 | 1-3 | 9 | 76 | 0-3 | 3-4 | 25-30 | 35/30 | 17,113+ |
| 11/23/2016 | PHI | W | 13-07-01 | 4-2 | 77P, 17, 24, 86 | 24 | 1-7 | 4-4 | 29-31 | 88/35 | 19,092+ |
| 11/25/2016 | CBJ | L | 13-08-01 | 3-5 | 86, 5, 18 | 20 | 0-1 | 1-2 | 28-38 | 72/30 | 19,092+ |
| 11/27/2016 | @BOS | L | 13-09-01 | 1-4 | 77 | 42 | 0-2 | 0-1 | 31-30 | 40/30 | 17,565+ |
| 11/29/2016 | @CBJ | L | 13-10-01 | 1-5 | 51 | 10 | 0-1 | 1-1 | 27-38 | 72/88 | 10,366 |
| 12/01/2016 | @STL | L | 13-11-01 | 4-5 | 13, 9, 86P, 13 | 91 | 1-2 | 4-7 | 26-26 | 34/30 | 17,351 |
| 12/03/2016 | WSH | W** | 14-11-01 | 2-1 | 86P | 11 | 1-3 | 5-6 | 33-35 | 30/70 | 19,092+ |
| 12/04/2016 | @CAR | O* | 14-11-02 | 0-1 | | 34 | 0-5 | 4-4 | 30-30 | 30/30 | 11,52+ |
| 12/08/2016 | VAN | L | 14-12-02 | 1-5 | 27 | 44 | 0-3 | 3-3 | 41-30 | 30/30 | 19,092+ |
| 12/10/2016 | PIT | L | 14-13-02 | 3-4 | 27P, 51, 27 | 71 | 1-4 | 2-5 | 23-37 | 30/88 | 19,092+ |
| 12/14/2016 | @CGY | W | 15-13-02 | 6-3 | 11P, 11, 55, 62, 17S, 17 | 62 | 1-5 | 2-4 | 35-22 | 30/31 | 18,164 |
| 12/16/2016 | @VAN | L | 15-14-02 | 2-4 | 77, 19P | 53 | 1-2 | 1-2 | 27-24 | 30/88 | 18,685+ |
| 12/17/2016 | @EDM | O** | 15-14-03 | 2-3 | 27P, 9 | 97 | 1-4 | 4-6 | 33-32 | 33/30 | 18,347 |
| 12/20/2016 | DET | W | 16-14-03 | 4-1 | 11, 27P, 21P, 90 | 27 | 2-6 | 5-5 | 31-27 | 88/34 | 19,092+ |
| 12/22/2016 | STL | W | 17-14-03 | 5-2 | 11P, 15, 17, 27, 27 | 17 | 1-2 | 1-1 | 32-23 | 88/34 | 19,092+ |
| 12/23/2016 | @WSH | L | 17-15-03 | 0-4 | | 74 | 0-3 | 2-2 | 23-27 | 70/88 | 18,506+ |
| 12/28/2016 | MTL | W* | 18-15-03 | 4-3 | 9, 77, 18P, 9 | 9 | 1-3 | 1-2 | 30-22 | 88/31 | 19,092+ |
| 12/29/2016 | TOR | O* | 18-15-04 | 2-3 | 11, 18 | 43 | 0-5 | 4-5 | 27-35 | 30/88 | 19,092+ |
| 12/31/2016 | CAR | W | 19-15-04 | 3-1 | 11P, 27P, 17 | 27 | 2-3 | 4-4 | 25-27 | 88/30 | 19,092+ |
| 1/3/2017 | WPG | L | 19-16-04 | 4-6 | 63, 18, 86P, 86P | 27 | 2-7 | 3-4 | 36-34 | 37/88 | 19,092+ |
| 1/5/2017 | NSH | L | 19-17-04 | 1-6 | 9P | 9 | 1-4 | 2-3 | 28-19 | 35/88 | 19,092+ |
| 1/7/2017 | @PHI | L | 19-18-04 | 2-4 | 86, 17 | 12 | 0-2 | 2-2 | 26-44 | 30/88 | 19,810+ |
| 1/8/2017 | @PIT | L | 19-19-04 | 2-6 | 27, 90P | 14 | 1-4 | 2-3 | 30-40 | 29/88 | 18,633+ |
| 1/12/2017 | BUF | W | 20-19-04 | 4-2 | 18P, 18, 86, 6P | 86 | 2-5 | 4-4 | 29-26 | 30/31 | 19,092+ |
| 1/13/2017 | CBJ | L | 20-20-04 | 1-3 | 27 | 71 | 0-3 | 3-4 | 32-31 | 70/88 | 19,092+ |
| 1/16/2017 | @LAK | W | 21-20-04 | 2-1 | 9, 11 | 11 | 0-2 | 3-3 | 29-32 | 30/31 | 18,230+ |
| 1/17/2017 | @ANA | O* | 21-20-05 | 1-2 | 51 | 67 | 0-3 | 4-5 | 28-21 | 36/30 | 14,763 |
| 1/19/2017 | @SJS | L | 21-21-05 | 1-2 | 27P | 39 | 1-3 | 1-1 | 25-24 | 30/88 | 17,387 |
| 1/21/2017 | @ARI | L | 21-22-05 | 3-5 | 13, 90, 18P | 36 | 1-5 | 2-3 | 48-23 | 41/30 | 12,177 |
| 1/24/2017 | @CHI | W | 22-22-05 | 5-2 | 11, 89, 9, 86 | 9 | 0-2 | 3-3 | 36-36 | 88/50 | 21,617+ |
| 1/26/2017 | @FLA | O* | 22-22-06 | 1-2 | 86P | 81 | 1-4 | 2-3 | 32-37 | 34/88 | 14,248 |
| 1/31/2017 | BOS | L | 22-23-06 | 3-4 | 17, 17, 21 | 72 | 0-4 | 2-3 | 21-35 | 40/30 | 19,092+ |
| 2/2/2017 | OTT | L | 22-24-06 | 2-5 | 9, 21 | 68 | 0-3 | 3-5 | 21-30 | 1/88 | 19,092+ |
| 2/4/2017 | ANA | W** | 23-24-06 | 3-2 | 27, 17P | 11 | 1-7 | 5-5 | 37-16 | 30/1 | 19,092+ |
| 2/7/2017 | LAK | W | 24-24-06 | 5-0 | 27, 86, 61, 86, 55 | 27 | 0-2 | 2-2 | 21-28 | 30/31 | 19,092+ |
| 2/10/2017 | @MIN | O** | 24-24-07 | 1-2 | 21 | 9 | 0-2 | 2-3 | 27-38 | 40/88 | 19,178+ |
| 2/11/2017 | @WPG | W | 25-24-07 | 4-1 | 21, 11, 18, 77 | 11 | 0-2 | 3-3 | 30-33 | 30/37 | 15,294+ |
| 2/18/2017 | @DAL | O* | 25-24-08 | 3-4 | 77, 9P, 77P | 14 | 2-2 | 2-2 | 37-28 | 32/88 | 18,210 |
| 2/19/2017 | @COL | W* | 26-24-08 | 3-2 | 21, 90, 27 | 27 | 0-2 | 4-4 | 40-29 | 30/31 | 17,270 |
| 2/21/2017 | EDM | W | 27-24-08 | 4-1 | 18, 18, 86, 90 | 18 | 0-1 | 1-1 | 27-21 | 30/1 | 19,092+ |
| 2/23/2017 | CGY | L | 27-25-08 | 2-3 | 90, 86P | 27 | 1-3 | 3-4 | 25-25 | 1/86 | 19,092+ |
| 2/27/2017 | OTT | W | 28-25-08 | 5-1 | 21, 86P, 86P, 86P, 55 | 86 | 3-3 | 4-5 | 34-40 | 88/1 | 19,092+ |
| 3/1/2017 | CAR | W* | 29-25-08 | 4-3 | 77P, 9, 86, 77 | 77 | 1-4 | 1-2 | 16-31 | 88/31 | 19,092+ |
| 3/3/2017 | @PIT | L | 29-26-08 | 2-5 | 73, 86P | 32 | 1-3 | 1-3 | 29-35 | 30/31 | 18,640+ |
| 3/4/2017 | @BUF | W** | 30-26-08 | 2-1 | 9 | 21 | 0-2 | 2-3 | 32-32 | 80/40 | 18,935 |
| 3/6/2017 | NYR | O* | 30-26-09 | 0-1 | | 93 | 0-6 | 3-3 | 38-34 | 32/88 | 19,092+ |
| 3/9/2017 | MIN | W | 31-26-09 | 4-1 | 86P, 77, 62, 86 | 77 | 1-3 | 4-4 | 29-33 | 88/40 | 19,092+ |
| 3/11/2017 | FLA | W | 32-26-09 | 3-2 | 86P, 65S, 18 | 18 | 1-4 | 3-3 | 34-34 | 88/34 | 19,092+ |
| 3/13/2017 | @NYR | W | 33-26-09 | 3-2 | 21P, 61, 21 | 21 | 1-2 | 1-1 | 16-28 | 31/32 | 18,006+ |
| 3/14/2017 | @OTT | W | 34-26-09 | 2-1 | 21, 77 | 77 | 0-1 | 2-2 | 37-32 | 88/1 | 16,894 |
| 3/16/2017 | TOR | L | 34-27-09 | 0-5 | | 46 | 0-5 | 2-3 | 33-21 | 31/88 | 19,092+ |
| 3/18/2017 | WSH | L | 34-28-09 | 3-5 | 86P, 17, 86 | 74 | 1-1 | 1-2 | 29-35 | 70/88 | 19,092+ |
| 3/21/2017 | ARI | L | 34-29-09 | 3-5 | 77, 86, 90 | 17 | 0-4 | 2-2 | 39-35 | 35/88 | 19,092+ |
| 3/23/2017 | @BOS | W | 35-29-09 | 6-3 | 21, 86P, 6, 27, 86P, 86 | 27 | 2-5 | 3-4 | 29-31 | 31/40 | 17,565+ |
| 3/24/2017 | @DET | W | 36-29-09 | 2-1 | 18, 86 | 86 | 0-4 | 5-5 | 32-30 | 88/34 | 20,027 |
| 3/27/2017 | CHI | W | 37-29-09 | 5-4 | 18P, 27, 6, 27P, 65 | 65 | 2-3 | 3-3 | 30-32 | 88/33 | 19,092+ |
| 3/30/2017 | DET | W | 38-29-09 | 5-3 | 23, 62, 17P, 27P, 65 | 27 | 2-2 | 1-2 | 31-34 | 88/34 | 19,092+ |
| 4/1/2017 | MTL | O* | 38-29-10 | 1-2 | 65 | 47 | 0-2 | 2-2 | 22-36 | 31/88 | 19,092+ |
| 4/2/2017 | DAL | W | 39-29-10 | 6-3 | 73, 55, 21, 18P, 73, 6 | 18 | 1-2 | 1-1 | 25-26 | 31/32 | 19,092+ |
| 4/4/2017 | @BOS | L | 39-30-10 | 0-4 | | 19 | 0-1 | 0-1 | 28-38 | 40/88 | 17,565+ |
| 4/6/2017 | @TOR | W | 40-30-10 | 4-1 | 21P, 86, 15, 21 | 86 | 1-2 | 3-3 | 30-27 | 80/31 | 19,380+ |
| 4/7/2017 | @MTL | W | 41-30-10 | 4-2 | 65, 86, 17, 65 | 17 | 0-2 | 4-4 | 22-29 | 88/31 | 21,288+ |
| 4/9/2017 | BUF | W | 42-30-10 | 4-2 | 21, 55S, 21, 77 | 21 | 0-3 | 1-1 | 37-28 | 88/35 | 19,092+ |

2015-2016 STATS

2015-2016 INDIVIDUAL SCORING
(43-31-5, 93 pts., 2nd Atlantic)

PLAYERS

| PLAYER | POS | GP | G | A | P | +/- | PIM | PP | SH | GW | OT | S | S% | TOI/G | SFT/G | FO% |
|-----------------------|-----|----|----|----|----|-----|-----|----|----|----|----|-----|------|-------|-------|------|
| Nikita Kucherov | R | 77 | 30 | 36 | 66 | 9 | 30 | 9 | 0 | 4 | 1 | 209 | 14.4 | 18:12 | 20.9 | 0 |
| Steven Stamkos | C | 77 | 36 | 28 | 64 | 3 | 38 | 14 | 1 | 8 | 0 | 216 | 16.7 | 19:45 | 22.5 | 50 |
| Victor Hedman | D | 78 | 10 | 37 | 47 | 21 | 46 | 1 | 0 | 0 | 0 | 180 | 5.6 | 23:03 | 26.2 | 0 |
| Ondrej Palat | L | 62 | 16 | 24 | 40 | 10 | 20 | 1 | 2 | 4 | 1 | 117 | 13.7 | 17:55 | 21.5 | 25 |
| Alex Killorn | C | 81 | 14 | 26 | 40 | 14 | 44 | 3 | 0 | 3 | 1 | 154 | 9.1 | 16:47 | 20.5 | 38.8 |
| Tyler Johnson | C | 69 | 14 | 24 | 38 | 4 | 20 | 3 | 0 | 7 | 1 | 167 | 8.4 | 17:08 | 20.5 | 48.6 |
| Vladislav Namestnikov | C | 80 | 14 | 21 | 35 | 17 | 45 | 1 | 0 | 2 | 2 | 106 | 13.2 | 14:06 | 17.4 | 44.8 |
| Anton Stralman | D | 73 | 9 | 25 | 34 | 16 | 20 | 1 | 0 | 0 | 0 | 127 | 7.1 | 22:04 | 25.1 | 0 |
| Valtteri Filppula | C | 76 | 8 | 23 | 31 | -6 | 46 | 1 | 1 | 2 | 0 | 101 | 7.9 | 18:15 | 22.3 | 52 |
| Ryan Callahan | R | 73 | 10 | 18 | 28 | -5 | 45 | 2 | 0 | 1 | 0 | 156 | 6.4 | 17:14 | 21.5 | 58.3 |
| J.T. Brown | R | 78 | 8 | 14 | 22 | 16 | 59 | 0 | 0 | 0 | 0 | 140 | 5.7 | 13:21 | 17.8 | 46 |
| Andrej Sustr | D | 77 | 4 | 17 | 21 | -2 | 30 | 0 | 0 | 1 | 0 | 65 | 6.2 | 16:50 | 21.4 | 0 |
| Brian Boyle | C | 76 | 13 | 7 | 20 | -7 | 57 | 2 | 2 | 4 | 0 | 117 | 11.1 | 12:54 | 17.3 | 50.7 |
| Jonathan Marchessault | C | 45 | 7 | 11 | 18 | -10 | 17 | 4 | 0 | 1 | 0 | 81 | 8.6 | 12:05 | 15.4 | 48.1 |
| Erik Condra | R | 54 | 6 | 5 | 11 | -4 | 34 | 0 | 0 | 0 | 0 | 58 | 10.3 | 10:42 | 14.9 | 33.3 |
| Cedric Paquette | C | 56 | 6 | 5 | 11 | -2 | 51 | 0 | 1 | 1 | 0 | 50 | 12 | 12:44 | 17.2 | 49.8 |
| Jason Garrison | D | 72 | 5 | 6 | 11 | -4 | 18 | 0 | 0 | 1 | 1 | 99 | 5.1 | 18:27 | 23.7 | 0 |
| Jonathan Drouin | L | 21 | 4 | 6 | 10 | 1 | 4 | 0 | 0 | 1 | 0 | 25 | 16 | 14:26 | 18 | 47.4 |
| Braydon Coburn | D | 80 | 1 | 9 | 10 | 12 | 53 | 0 | 0 | 0 | 0 | 92 | 1.1 | 16:45 | 21.6 | 0 |
| Nikita Nesterov | D | 57 | 3 | 6 | 9 | -6 | 41 | 2 | 0 | 0 | 0 | 57 | 5.3 | 14:53 | 18.4 | 0 |
| Matthew Carle | D | 64 | 2 | 7 | 9 | 4 | 26 | 0 | 0 | 1 | 0 | 54 | 3.7 | 16:46 | 21.8 | 0 |
| Mike Blunden | R | 20 | 3 | 2 | 5 | 3 | 34 | 0 | 0 | 1 | 0 | 14 | 21.4 | 8:39 | 12.4 | 0 |
| Mike Angelidis | L | 4 | 1 | 0 | 1 | 2 | 5 | 0 | 0 | 1 | 0 | 1 | 100 | 9:00 | 12.8 | 32.3 |
| Joel Vermin | R | 6 | 0 | 1 | 1 | 1 | 0 | 0 | 0 | 0 | 0 | 1 | 0 | 9:08 | 11.8 | 100 |
| Yanni Gourde | C | 2 | 0 | 1 | 1 | 1 | 2 | 0 | 0 | 0 | 0 | 0 | 0 | 7:19 | 10.5 | 0 |
| Slater Koekoek | D | 9 | 0 | 1 | 1 | -1 | 2 | 0 | 0 | 0 | 0 | 11 | 0 | 10:18 | 15.6 | 0 |
| Luke Witkowski | D | 4 | 0 | 0 | 0 | 0 | 4 | 0 | 0 | 0 | 0 | 1 | 0 | 7:07 | 10 | 0 |
| Matt Taormina | D | 3 | 0 | 0 | 0 | 0 | 0 | 0 | 0 | 0 | 0 | 2 | 0 | 13:55 | 20.3 | 0 |
| Tye McGinn | L | 2 | 0 | 0 | 0 | 0 | 0 | 0 | 0 | 0 | 0 | 1 | 0 | 8:32 | 12 | 0 |

GOALTENDERS

| PLAYER | GP | GS | W | L | OT | SA | GA | GAA | SV | SV% | SO | G | A | PIM | TOI |
|----------------------|----|----|----|----|----|------|-----|------|------|-------|----|---|---|-----|----------|
| Ben Bishop | 61 | 60 | 35 | 21 | 4 | 1672 | 123 | 2.06 | 1549 | 0.926 | 6 | 0 | 1 | 4 | 3,584:38 |
| Andrei Vasilevskiy | 24 | 21 | 11 | 10 | 0 | 646 | 58 | 2.76 | 588 | 0.91 | 1 | 0 | 0 | 0 | 1258:38 |
| Kristers Gudleviskis | 1 | 1 | 0 | 0 | 1 | 32 | 1 | 1 | 31 | 0.969 | 0 | 0 | 0 | 0 | 59:57 |

2015-2016 GAME-BY-GAME RESULTS

| DATE | TEAM | W-L-OT | RECORD | GF-GA | SCORERS | W GOAL | PP | PK | SF-SA | W-L GLTDR. | ATTEND. |
|------------|-------|--------|----------|-------|---------------------|--------|-----|-----|-------|------------|---------|
| 10/8/2015 | PHI | W* | 01-00-00 | 3-2 | 5,24P,5 | 5 | 1/3 | 2/3 | 32-25 | 30 / 35 | 19092+ |
| 10/10/2015 | @ BUF | W | 02-00-00 | 4-1 | 22,86,91,23 | 86 | 0-3 | 2/2 | 31-25 | 30 / 31 | 17739 |
| 10/12/2015 | @ BOS | W | 03-00-00 | 6-3 | 11,18P,11,91P,27,51 | 91 | 2/4 | 1/4 | 23-30 | 30 / 40 | 17565+ |
| 10/13/2015 | @ DET | L | 03-01-00 | 1-3 | 24 | 40 | 0-3 | 2/3 | 21-24 | 35 / 30 | 20027 |
| 10/15/2015 | DAL | L | 03-02-00 | 3-5 | 91,90,91 | 4 | 0-2 | 1/3 | 33-22 | 32 / 30 | 19092+ |
| 10/17/2015 | BUF | W | 04-02-00 | 2-1 | 90,17P | 17 | 1/4 | 3/3 | 22-32 | 30 / 31 | 19092+ |
| 10/20/2015 | @ NSH | O** | 04-02-01 | 4-5 | 91P,86,24,22 | 9 | 1/2 | 3/3 | 29-33 | 35 / 30 | 17113+ |
| 10/23/2015 | @ WPG | W* | 05-02-01 | 4-3 | 55,13,90,18 | 18 | 0-2 | 1/1 | 31-36 | 30 / 31 | 15294+ |
| 10/24/2015 | @ CHI | O* | 05-02-02 | 0-1 | | 19 | 0-4 | 3/3 | 21-32 | 50 / 50 | 21822+ |
| 10/27/2015 | @ STL | L | 05-03-02 | 0-2 | | 93 | 0-1 | 3/3 | 26-24 | 34 / 30 | 19184+ |
| 10/29/2015 | COL | L | 05-04-02 | 1-2 | 17P | 29 | 1/4 | 6/6 | 35-26 | 1 / 30 | 19092+ |
| 10/31/2015 | BOS | L | 05-05-02 | 1-3 | 86P | 14 | 1/5 | 2/3 | 22-34 | 50 / 30 | 19092+ |
| 11/1/2015 | @ CAR | W | 06-05-02 | 4-3 | 24,91P,23,9 | 9 | 1/4 | 1/2 | 31-35 | 88 / 30 | 9081 |
| 11/3/2015 | @ DET | L | 06-06-02 | 1-2 | 86P | 71 | 1/4 | 3/3 | 30-29 | 35 / 30 | 20027 |
| 11/5/2015 | @ BUF | W | 07-06-02 | 4-1 | 91,9,86,77 | 9 | 0-3 | 2/2 | 22-31 | 88 / 35 | 18161 |
| 11/7/2015 | @ MIN | L | 07-07-02 | 0-1 | | 46 | 0-2 | 3/3 | 31-25 | 40 / 30 | 19066+ |
| 11/10/2015 | BUF | L | 07-08-02 | 1-4 | 91P | 46 | 1/5 | 2/3 | 31-27 | 31 / 88 | 19092+ |
| 11/12/2015 | CGY | W | 08-08-02 | 3-1 | 11,91P,9 | 91 | 1/2 | 3/4 | 29-31 | 30 / 31 | 19092+ |
| 11/14/2015 | FLA | O** | 08-08-03 | 4-5 | 13,90,6,90 | 73 | 0-2 | 3/4 | 28-23 | 1 / 30 | 19092+ |
| 11/16/2015 | @ FLA | L | 08-09-03 | 0-1 | | 5 | 0-3 | 3/3 | 39-20 | 1 / 88 | 12067 |
| 11/19/2015 | NYR | W | 09-09-03 | 2-1 | 17,51S | 51 | 0-2 | 2/2 | 28-21 | 30 / 30 | 19092+ |
| 11/21/2015 | ANA | W | 10-09-03 | 5-1 | 86,91,91P,11,42P | 86 | 2/4 | 1/1 | 24-30 | 30 / 31 | 19092+ |
| 11/25/2015 | LAK | W** | 11-09-03 | 2-1 | 9 | 51 | 0-3 | 0-0 | 30-38 | 30 / 32 | 19092+ |

| DATE | TEAM | W-L-OT | RECORD | GF-GA | SCORERS | W GOAL | PP | PK | SF-SA | W-L GLTDR. | ATTEND. |
|------------|-------|--------|----------|-------|--------------------|--------|------|-----|-------|------------|---------|
| 11/27/2015 | @ WSH | L | 11-10-03 | 2-4 | 11,77 | 90 | 0-2 | 1/4 | 34-37 | 70 / 88 | 18506+ |
| 11/28/2015 | NYI | L | 11-11-03 | 2-3 | 17,6 | 91 | 0-4 | 1/3 | 31-22 | 1 / 30 | 19092+ |
| 12/2/2015 | @ ANA | W | 12-11-03 | 2-1 | 27,42P | 42 | 1/4 | 4/4 | 22-33 | 30 / 36 | 14741 |
| 12/5/2015 | @ SJS | W | 13-11-03 | 4-3 | 86,22,86P,11 | 11 | 1/4 | 5/8 | 20-34 | 30 / 32 | 16089 |
| 12/6/2015 | @ LAK | L | 13-12-03 | 1-3 | 11 | 3 | 0-6 | 3/3 | 25-28 | 32 / 88 | 18230+ |
| 12/10/2015 | OTT | W | 14-12-03 | 4-1 | 86P,51,86,23 | 51 | 1/3 | 3/3 | 30-31 | 30 / 41 | 19092+ |
| 12/12/2015 | WSH | L | 14-13-03 | 1-2 | 86P | 92 | 1/4 | 2/2 | 36-20 | 70 / 30 | 19092+ |
| 12/14/2015 | @ CBJ | W | 15-13-03 | 2-1 | 42,11S | 11 | 0-2 | 2/2 | 29-26 | 30 / 70 | 12494 |
| 12/15/2015 | @ TOR | W* | 16-13-03 | 5-4 | 86,6,46,42,90 | 90 | 0-3 | 2/3 | 27-37 | 88 / 45 | 18989+ |
| 12/18/2015 | @ WSH | L | 16-14-03 | 3-5 | 17,62,91 | 90 | 0-3 | 1/4 | 19-23 | 31 / 30 | 18506+ |
| 12/20/2015 | OTT | W | 17-14-03 | 5-2 | 89P,91P,10,17,91 | 10 | 2/3 | 5/5 | 35-25 | 30 / 30 | 19092+ |
| 12/22/2015 | VAN | L | 17-15-03 | 1-2 | 42P | 22 | 1/10 | 1/1 | 27-19 | 25 / 30 | 19092+ |
| 12/26/2015 | CBJ | W | 18-15-03 | 5-2 | 46,91P,91P,89P,5 | 91 | 3/8 | 3/3 | 25-32 | 30 / 70 | 19092+ |
| 12/28/2015 | MTL | O** | 18-15-04 | 3-4 | 86P,5,24 | 67 | 1/3 | 1/1 | 39-34 | 39 / 30 | 19092+ |
| 12/30/2015 | NYR | L | 18-16-04 | 2-5 | 42P,6P | 28 | 2/5 | 3/3 | 22-26 | 30 / 30 | 19092+ |
| 1/2/2016 | MIN | W** | 19-16-04 | 3-2 | 51,86 | 24 | 0-1 | 4/4 | 30-32 | 88 / 40 | 19092+ |
| 1/5/2016 | @ CGY | L | 19-17-04 | 1-3 | 91 | 19 | 0-0 | 1/1 | 31-24 | 31 / 30 | 18966 |
| 1/8/2016 | @ EDM | W | 20-17-04 | 3-2 | 86,77,91 | 91 | 0-3 | 2/3 | 26-26 | 30 / 33 | 16839+ |
| 1/9/2016 | @ VAN | W* | 21-17-04 | 3-2 | 17,51,86 | 86 | 0-4 | 1/2 | 35-23 | 88 / 25 | 18335 |
| 1/12/2016 | @ COL | W | 22-17-04 | 4-1 | 18,91,91,9 | 18 | 0-4 | 2/2 | 38-21 | 30 / 1 | 14227 |
| 1/15/2016 | PIT | W* | 23-17-04 | 5-4 | 90,51P,90P,6,90 | 90 | 2/5 | 3/4 | 25-40 | 88 / 29 | 19092+ |
| 1/17/2016 | FLA | W | 24-17-04 | 3-1 | 86,62,86 | 62 | 0-2 | 5/5 | 32-27 | 30 / 1 | 19092+ |
| 1/19/2016 | EDM | W | 25-17-04 | 6-4 | 89,86,18,90,11S,17 | 11 | 0-2 | 4/4 | 31-26 | 88 / 39 | 19092+ |
| 1/21/2016 | CHI | W | 26-17-04 | 2-1 | 6,86P | 86 | 1/4 | 3/3 | 33-18 | 30 / 50 | 19092+ |
| 1/23/2016 | @ FLA | L | 26-18-04 | 2-5 | 77P,23 | 18 | 1/5 | 3/4 | 40-35 | 1 / 30 | 19626+ |
| 1/27/2016 | TOR | W | 27-18-04 | 1-1 | 91P | 91 | 1/6 | 3/3 | 29-30 | 88 / 45 | 19092+ |
| 2/3/2016 | DET | W | 28-18-04 | 3-1 | 23,9P,86P | 9 | 2/3 | 2/2 | 23-25 | 30 / 34 | 19092+ |
| 2/5/2016 | PIT | W | 29-18-04 | 6-3 | 6,17,18S,9P,18,6 | 9 | 1/2 | 3/3 | 29-30 | 30 / 29 | 19092+ |
| 2/8/2016 | @ OTT | L | 29-19-04 | 1-5 | 23 | 10 | 0-3 | 5/6 | 32-29 | 41 / 88 | 17078 |
| 2/9/2016 | @ MTL | L | 29-20-04 | 2-4 | 51,77 | 21 | 0-3 | 2/2 | 39-27 | 40 / 30 | 21288+ |
| 2/12/2016 | NSH | W* | 30-20-04 | 4-3 | 23,86,91P,9 | 9 | 1/3 | 2/2 | 28-30 | 30 / 35 | 19092+ |
| 2/14/2016 | STL | L | 30-21-04 | 1-2 | 86 | 21 | 0-3 | 3/3 | 38-21 | 1 / 30 | 19092+ |
| 2/16/2016 | SJS | L | 30-22-04 | 2-4 | 24,13 | 83 | 0-2 | 3/3 | 30-31 | 31 / 30 | 19092+ |
| 2/18/2016 | WPG | W** | 31-22-04 | 6-5 | 77,81,91,17,86 | 91 | 0-5 | 2/4 | 26-41 | 88 / 31 | 19092+ |
| 2/20/2016 | @ PIT | W | 32-22-04 | 4-2 | 6,91,25,9 | 25 | 0-5 | 4/4 | 20-39 | 30 / 37 | 18643+ |
| 2/21/2016 | @ CAR | W | 33-22-04 | 4-2 | 23,24,91P,24 | 91 | 1/4 | 2/2 | 18-31 | 30 / 30 | 10422 |
| 2/23/2016 | ARI | W | 34-22-04 | 2-1 | 91,13S | 13 | 0-2 | 2/2 | 36-30 | 88 / 35 | 19092+ |
| 2/26/2016 | @ NJD | W | 35-22-04 | 4-1 | 17,18,91,25 | 17 | 0-6 | 1/1 | 36-21 | 30 / 35 | 15968 |
| 2/28/2016 | @ BOS | W | 36-22-04 | 4-1 | 17P,24,24P,91 | 24 | 2/3 | 6/6 | 30-33 | 30 / 40 | 17565+ |
| 2/29/2016 | @ TOR | W | 37-22-04 | 2-1 | 9,9 | 9 | 0-1 | 2/2 | 28-32 | 88 / 31 | 18933+ |
| 3/3/2016 | @ OTT | W | 38-22-04 | 4-1 | 13,18,86,91 | 18 | 0-1 | 4/4 | 29-34 | 30 / 30 | 17943 |
| 3/5/2016 | CAR | W* | 39-22-04 | 4-3 | 18,18,9,17 | 17 | 0-4 | 2/3 | 30-27 | 30 / 31 | 19092+ |
| 3/7/2016 | @ PHI | L | 39-23-04 | 2-4 | 18,90 | 10 | 0-2 | 4/5 | 18-40 | 35 / 88 | 17906 |
| 3/8/2016 | BOS | O* | 39-23-05 | 0-1 | | 63 | 0-4 | 0-0 | 42-33 | 50 / 30 | 19092+ |
| 3/11/2016 | PHI | L | 39-24-05 | 1-3 | 11 | 24 | 0-1 | 1/3 | 19-22 | 35 / 30 | 19092+ |
| 3/13/2016 | @ CBJ | W | 40-24-05 | 4-1 | 91,90,91S,18S | 91 | 0-3 | 5/5 | 37-37 | 30 / 72 | 14701 |
| 3/15/2016 | @ TOR | L | 40-25-05 | 1-4 | 11 | 26 | 0-3 | 3/3 | 27-24 | 45 / 88 | 18874+ |
| 3/17/2016 | @ DAL | L | 40-26-05 | 3-4 | 86,91P,91 | 14 | 1/1 | 1/1 | 20-33 | 32 / 30 | 18532+ |
| 3/19/2016 | @ ARI | W | 41-26-05 | 2-1 | 18,86 | 18 | 0-4 | 6/6 | 36-32 | 30 / 35 | 14183 |
| 3/22/2016 | DET | W | 42-26-05 | 6-2 | 22,90,91,86P,18,22 | 91 | 1/4 | 0-1 | 34-25 | 30 / 35 | 19092+ |
| 3/25/2016 | NYI | W | 43-26-05 | 7-4 | 86,90,91,62,9,5,77 | 9 | 0-3 | 3/3 | 42-31 | 30 / 1 | 19092+ |
| 3/26/2016 | FLA | L | 43-27-05 | 2-5 | 99P,91P | 24 | 2/5 | 3/4 | 35-27 | 1 / 88 | 19092+ |
| 3/28/2016 | TOR | W | 44-27-05 | 3-1 | 46,18,77 | 46 | 0-3 | 7/7 | 18-34 | 30 / 31 | 19092+ |
| 3/31/2016 | MTL | L | 44-28-05 | 0-3 | | 51 | 0-3 | 1/1 | 26-24 | 39 / 30 | 19092+ |
| 4/2/2016 | NJD | W | 45-28-05 | 3-1 | 77,11P,86 | 11 | 1/7 | 5/6 | 36-26 | 30 / 35 | 19092+ |
| 4/4/2016 | @ NYI | L | 45-29-05 | 2-5 | 17,77 | 29 | 0-4 | 1/2 | 34-36 | 1 / 30 | 13106 |
| 4/5/2016 | @ NYR | L | 45-30-05 | 2-3 | 62,11P | 20 | 1/6 | 5/6 | 41-28 | 30 / 88 | 18006+ |
| 4/7/2016 | @ NJD | W | 46-30-05 | 4-2 | 22,13,27,51 | 27 | 0-2 | 1/1 | 22-22 | 30 / 1 | 15586 |
| 4/9/2016 | @ MTL | L | 46-31-05 | 2-5 | 18,27 | 67 | 0-3 | 5/6 | 23-29 | 39 / 88 | 21288+ |

2014-2015 STATS

PLAYERS

| POS | # | PLAYER | GP | G | A | P | +/- | PIM | PP | SH | GW | OT | S | S% | TOI/G |
|-----|----|-----------------------|----|----|----|----|-----|-----|----|----|----|----|-----|-------|-------|
| C | 91 | Steven Stamkos | 82 | 43 | 29 | 72 | 2 | 49 | 13 | 0 | 6 | 0 | 268 | 16.00 | 19:22 |
| C | 9 | Tyler Johnson | 77 | 29 | 43 | 72 | 33 | 24 | 8 | 0 | 6 | 2 | 203 | 14.30 | 17:14 |
| R | 86 | Nikita Kucherov | 82 | 29 | 36 | 65 | 38 | 37 | 2 | 0 | 2 | 0 | 191 | 15.20 | 14:57 |
| L | 18 | Ondrej Palat | 75 | 16 | 47 | 63 | 31 | 24 | 3 | 1 | 5 | 1 | 139 | 11.50 | 17:25 |
| R | 24 | Ryan Callahan | 77 | 24 | 30 | 54 | 9 | 41 | 10 | 0 | 4 | 0 | 191 | 12.60 | 17:44 |
| C | 51 | Valtteri Filppula | 82 | 12 | 36 | 48 | -14 | 24 | 2 | 0 | 0 | 0 | 91 | 13.20 | 19:01 |
| D | 6 | Anton Stralman | 82 | 9 | 30 | 39 | 22 | 26 | 2 | 0 | 0 | 0 | 138 | 6.50 | 21:56 |
| C | 17 | Alex Killorn | 71 | 15 | 23 | 38 | 8 | 36 | 1 | 1 | 5 | 0 | 130 | 11.50 | 16:55 |
| D | 77 | Victor Hedman | 59 | 10 | 28 | 38 | 12 | 40 | 3 | 0 | 2 | 1 | 115 | 8.70 | 22:41 |
| L | 27 | Jonathan Drouin | 70 | 4 | 28 | 32 | 3 | 34 | 3 | 0 | 0 | 0 | 76 | 5.30 | 13:14 |
| D | 5 | Jason Garrison | 70 | 4 | 26 | 30 | 27 | 19 | 1 | 0 | 3 | 0 | 111 | 3.60 | 20:00 |
| C | 11 | Brian Boyle | 82 | 15 | 9 | 24 | 3 | 54 | 0 | 3 | 5 | 0 | 140 | 10.70 | 12:59 |
| C | 13 | Cedric Paquette | 64 | 12 | 7 | 19 | 4 | 51 | 0 | 2 | 3 | 0 | 91 | 13.20 | 13:36 |
| D | 25 | Matthew Carle | 59 | 4 | 14 | 18 | 12 | 26 | 1 | 0 | 0 | 0 | 73 | 5.50 | 20:29 |
| C | 90 | Vladislav Namestnikov | 43 | 9 | 7 | 16 | 1 | 13 | 1 | 0 | 3 | 0 | 46 | 19.60 | 11:59 |
| D | 62 | Andrej Sustr | 72 | 0 | 13 | 13 | 10 | 34 | 0 | 0 | 0 | 0 | 55 | 0.00 | 17:42 |
| R | 23 | J.T. Brown | 52 | 3 | 6 | 9 | -2 | 30 | 0 | 0 | 0 | 0 | 74 | 4.10 | 10:36 |
| L | 10 | Brenden Morrow | 70 | 3 | 5 | 8 | -1 | 64 | 0 | 0 | 0 | 0 | 28 | 10.70 | 9:19 |
| D | 8 | Mark Barberio | 52 | 1 | 6 | 7 | -4 | 16 | 0 | 0 | 0 | 0 | 53 | 1.90 | 16:46 |
| D | 89 | Nikita Nesterov | 27 | 2 | 5 | 7 | 6 | 16 | 1 | 0 | 0 | 0 | 44 | 4.50 | 16:03 |
| D | 55 | Braydon Coburn | 4 | 0 | 2 | 2 | 3 | 9 | 0 | 0 | 0 | 0 | 1 | 0.00 | 17:01 |
| C | 42 | Jonathan Marchessault | 2 | 1 | 0 | 1 | 1 | 0 | 0 | 0 | 0 | 0 | 3 | 33.30 | 11:56 |
| R | 46 | Mike Blunden | 2 | 0 | 0 | 0 | -1 | 2 | 0 | 0 | 0 | 0 | 0 | 0.00 | 9:47 |
| L | 15 | Mike Angelidis | 3 | 0 | 0 | 0 | 0 | 12 | 0 | 0 | 0 | 0 | 0 | 0.00 | 7:20 |
| D | 53 | Luke Witkowski | 16 | 0 | 0 | 0 | 0 | 15 | 0 | 0 | 0 | 0 | 10 | 0.00 | 15:11 |
| D | 29 | Slater Koekkoek | 3 | 0 | 0 | 0 | 0 | 2 | 0 | 0 | 0 | 0 | 6 | 0.00 | 16:35 |

GOALTENDERS

| # | PLAYER | GP | TOI | GAA | W | L | OTL | SA | GA | SV | SV% | SO | G | A | PIM |
|----|--------------------|----|-------|------|----|----|-----|------|-----|------|------|----|---|---|-----|
| 30 | Ben Bishop | 62 | 3,519 | 2.32 | 40 | 13 | 5 | 1620 | 136 | 1484 | .916 | 4 | 0 | 4 | 4 |
| 88 | Andrei Vasilevskiy | 16 | 864 | 2.36 | 7 | 5 | 1 | 415 | 34 | 381 | .918 | 1 | 0 | 0 | 0 |

TRADED PLAYERS

| POS | # | PLAYER | GP | G | A | P | +/- | PIM | PP | SH | GW | OT | S | S% | TOI/G |
|-----|----|----------------|----|----|---|----|-----|-----|----|----|----|----|----|-------|-------|
| D | 2 | Eric Brewer | 17 | 0 | 4 | 4 | 5 | 18 | 13 | 0 | 0 | 0 | 14 | 0.00 | 17:50 |
| R | 14 | Brett Connolly | 50 | 12 | 3 | 15 | 4 | 38 | 2 | 0 | 2 | 0 | 74 | 16.20 | 11:55 |
| D | 7 | Radko Gudas | 31 | 2 | 3 | 5 | -5 | 34 | 0 | 0 | 1 | 0 | 63 | 3.20 | 17:00 |

TRADED GOALTENDERS

| # | PLAYER | GP | TOI | GAA | W | L | OTL | SA | GA | SV | SV% | SO | G | A | PIM |
|----|----------------|----|-----|------|---|---|-----|-----|----|-----|------|----|---|---|-----|
| 20 | Evgeni Nabokov | 11 | 553 | 3.15 | 3 | 6 | 2 | 245 | 29 | 216 | .882 | 0 | 0 | 0 | 0 |

2014-2015 GAME-BY-GAME RESULTS

| # | DATE | TEAM | W-L-OT | RECORD | GF-GA | SCORERS | GWG | PP | PK | SF-SA | W-LGLTDR | ATTEND. |
|----|------------|-------|--------|----------|-------|------------------------|-----|-----|-------|-------|----------|---------|
| 1 | 10/09/2014 | FLA | W* | 01-00-00 | 3-2 | 9p,24p,77p | 77 | 3-7 | 2-2-2 | 32-21 | 30 / 1 | 19204+ |
| 2 | 10/11/2014 | OTT | O** | 01-00-01 | 2-3 | 77p,14 | 93 | 1-3 | 3-3-3 | 40-34 | 40 / 30 | 19204+ |
| 3 | 10/13/2014 | MTL | W | 02-00-01 | 7-1 | 77,91p,91,91p,24,18,90 | 91 | 2-5 | 4-4-4 | 41-17 | 30 / 31 | 17622 |
| 4 | 10/14/2014 | NJD | L | 02-01-01 | 1-2 | 17 | 23 | 0-4 | 3-4-4 | 27-25 | 35 / 20 | 18064 |
| 5 | 10/18/2014 | @ VAN | W | 03-01-01 | 4-2 | 91,91,24p,17 | 24 | 1-5 | 5-6-6 | 24-32 | 30 / 31 | 18647+ |
| 6 | 10/20/2014 | @ EDM | L | 03-02-01 | 2-3 | 11,14 | 93 | 0-2 | 2-2-2 | 24-23 | 30 / 30 | 16839+ |
| 7 | 10/21/2014 | @ CGY | W* | 04-02-01 | 2-1 | 51,18 | 18 | 0-0 | 1-2-2 | 22-22 | 20 / 31 | 19289+ |
| 8 | 10/24/2014 | @ WPG | W | 05-02-01 | 4-2 | 91,27,90p,18 | 90 | 1-4 | 4-5-5 | 27-42 | 30 / 31 | 15016+ |
| 9 | 10/25/2014 | @ MIN | L | 05-03-01 | 2-7 | 6,86 | 56 | 0-4 | 1-1-1 | 19-22 | 35 / 20 | 18884+ |
| 10 | 10/28/2014 | ARI | W | 06-03-01 | 7-3 | 86,51,86,11,86,11,25p | 11 | 1-3 | 0-0-0 | 35-25 | 30 / 41 | 17511 |
| 11 | 10/30/2014 | PHI | W | 07-03-01 | 4-3 | 90,91p,91,5p | 5 | 2-5 | 2-2-2 | 32-27 | 30 / 29 | 18642 |
| 12 | 11/01/2014 | WSH | W | 08-03-01 | 4-3 | 24,18,86,5 | 5 | 0-2 | 1-2-2 | 28-38 | 30 / 70 | 19119 |
| 13 | 11/06/2014 | CGY | W | 09-03-01 | 5-2 | 13,13,11s,9,51 | 11 | 0-1 | 3-4-4 | 33-31 | 30 / 1 | 18276 |
| 14 | 11/08/2014 | @ CBJ | W | 10-03-01 | 7-4 | 23,13,6p,11,24,9p,9 | 24 | 2-3 | 2-5-5 | 38-32 | 20 / 30 | 14892 |
| 15 | 11/09/2014 | @ DET | W** | 11-03-01 | 4-3 | 91p,91,9 | 24 | 1-5 | 2-4-4 | 30-20 | 30 / 35 | 20027 |
| 16 | 11/11/2014 | @ CHI | O** | 11-03-02 | 2-3 | 13s,86 | 88 | 0-3 | 6-6-6 | 27-39 | 50 / 30 | 21345+ |
| 17 | 11/13/2014 | SJS | L | 11-04-02 | 1-2 | 91 | 81 | 0-4 | 3-3-3 | 33-39 | 31 / 30 | 19004 |

| # | DATE | TEAM | W-L-OT | RECORD | GF-GA | SCORERS | GWG | PP | PK | SF-SA | W-LGLTDR | ATTEND. |
|----|------------|-------|--------|----------|-------|-------------------|-----|-----|-------|-------|----------|---------|
| 18 | 11/15/2014 | NYI | W | 12-04-02 | 5-2 | 24,51p,13,9,7 | 13 | 1-3 | 4-4-4 | 28-27 | 30 / 30 | 19204+ |
| 19 | 11/17/2014 | @ NYR | W | 13-04-02 | 5-1 | 86,24p,91,17,24 | 24 | 1-3 | 2-3-3 | 30-16 | 30 / 30 | 18006+ |
| 20 | 11/18/2014 | @ NYI | L | 13-05-02 | 2-5 | 17,18 | 18 | 0-3 | 5-6-6 | 28-36 | 41 / 20 | 12908 |
| 21 | 11/20/2014 | @ TOR | L | 13-06-02 | 2-5 | 17s,91 | 21 | 0-3 | 2-3-3 | 28-21 | 45 / 30 | 19089+ |
| 22 | 11/22/2014 | MIN | W | 14-06-02 | 2-1 | 91p,17 | 17 | 1-2 | 3-3-3 | 28-31 | 30 / 35 | 19204+ |
| 23 | 11/26/2014 | NYR | W | 15-06-02 | 4-3 | 91p,24p,24,86 | 86 | 2-4 | 2-3-3 | 29-19 | 30 / 30 | 19204+ |
| 24 | 11/29/2014 | OTT | W | 16-06-02 | 4-1 | 24,17,10,86p | 17 | 1-4 | 1-2-2 | 32-27 | 30 / 40 | 19204+ |
| 25 | 12/01/2014 | @ NYR | W | 17-06-02 | 6-3 | 9,14,25,14p,9,18s | 14 | 1-5 | 3-4-4 | 21-35 | 30 / 30 | 18006+ |
| 26 | 12/02/2014 | @ BUF | O** | 17-06-03 | 1-2 | 18 | 19 | 0-2 | 2-2-2 | 27-22 | 1 / 20 | 17772 |
| 27 | 12/04/2014 | BUF | W | 18-06-03 | 5-0 | 7,91,10,5,14p | 7 | 1-6 | 3-3-3 | 35-13 | 30 / 1 | 17767 |
| 28 | 12/06/2014 | CBJ | L | 18-07-03 | 1-3 | 18 | 58 | 0-2 | 3-4-4 | 34-20 | 72 / 30 | 17467 |
| 29 | 12/09/2014 | WSH | L | 18-08-03 | 3-5 | 11,91,51 | 20 | 0-3 | 1-2-2 | 36-35 | 70 / 30 | 17109 |
| 30 | 12/11/2014 | CAR | W | 19-08-03 | 2-1 | 86p,86 | 86 | 1-2 | 4-4-4 | 27-30 | 20 / 30 | 18104 |
| 31 | 12/13/2014 | @ WSH | L | 19-09-03 | 2-4 | 9,25 | 19 | 0-4 | 4-4-4 | 28-28 | 70 / 30 | 18506+ |
| 32 | 12/15/2014 | @ PIT | L | 19-10-03 | 2-4 | 27p,86 | 23 | 1-3 | 3-4-4 | 30-26 | 29 / 20 | 18487+ |
| 33 | 12/16/2014 | @ PHI | W | 20-10-03 | 3-1 | 91,9,51 | 9 | 0-4 | 2-3-3 | 23-24 | 88 / 35 | 19576+ |
| 34 | 12/19/2014 | @ NJD | O** | 20-10-04 | 2-3 | 91,86 | 26 | 0-5 | 2-3-3 | 28-18 | 1 / 20 | 14916 |
| 35 | 12/20/2014 | @ NYI | L | 20-11-04 | 1-3 | 14 | 27 | 0-2 | 3-3-3 | 21-48 | 41 / 88 | 16170+ |
| 36 | 12/23/2014 | PIT | W | 21-11-04 | 4-3 | 9,9,86,9 | 9 | 0-4 | 2-2-2 | 27-29 | 88 / 37 | 19204+ |
| 37 | 12/27/2014 | CAR | W | 22-11-04 | 2-1 | 86,17 | 17 | 0-6 | 3-3-3 | 38-26 | 30 / 30 | 19204+ |
| 38 | 12/29/2014 | TOR | W | 23-11-04 | 3-2 | 24p,51,91 | 91 | 1-4 | 2-2-2 | 41-23 | 30 / 34 | 19204+ |
| 39 | 12/31/2014 | @ BUF | W | 24-11-04 | 5-1 | 25,18p,14,86,86 | 18 | 1-3 | 1-2-2 | 25-11 | 88 / 1 | 19070+ |
| 40 | 01/02/2015 | @ PIT | L | 24-12-04 | 3-6 | 11,77,17 | 10 | 0-3 | 1-2-2 | 35-29 | 1 / 20 | 18655+ |
| 41 | 01/04/2015 | @ OTT | W | 25-12-04 | 4-2 | 77,9p,91,9 | 91 | 1-9 | 3-3-3 | 30-22 | 30 / 40 | 16949 |
| 42 | 01/06/2015 | @ MTL | W | 26-12-04 | 4-2 | 23,9p,14,9p | 14 | 2-6 | 3-3-3 | 36-22 | 30 / 31 | 21286+ |
| 43 | 01/09/2015 | BUF | W | 27-12-04 | 2-1 | 51,91 | 91 | 0-4 | 3-3-3 | 47-21 | 30 / 34 | 19204+ |
| 44 | 01/12/2015 | @ PHI | L | 27-13-04 | 3-7 | 91p,11,24p | 78 | 2-3 | 1-4-4 | 24-25 | 72 / 20 | 19598+ |
| 45 | 01/13/2015 | @ BOS | L | 27-14-04 | 3-4 | 91,91,24 | 88 | 0-5 | 3-3-3 | 19-34 | 40 / 30 | 17565+ |
| 46 | 01/15/2015 | EDM | W | 28-14-04 | 3-2 | 91,18,18 | 18 | 0-1 | 3-4-4 | 19-32 | 30 / 30 | 18609 |
| 47 | 01/17/2015 | COL | W** | 29-14-04 | 3-2 | 24p,6 | 24 | 1-1 | 3-3-3 | 31-42 | 30 / 1 | 19204+ |
| 48 | 01/20/2015 | VAN | W | 30-14-04 | 4-1 | 51,17,11,17 | 17 | 0-5 | 7-7-7 | 26-28 | 30 / 30 | 18517 |
| 49 | 01/27/2015 | @ CAR | L | 30-15-04 | 2-4 | 13,11s | 27 | 0-3 | 2-3-3 | 30-22 | 31 / 30 | 12508 |
| 50 | 01/29/2015 | DET | W | 31-15-04 | 5-1 | 13,13,91p,13s,8 | 13 | 1-2 | 2-2-2 | 32-28 | 30 / 34 | 19204+ |
| 51 | 01/31/2015 | CBJ | W | 32-15-04 | 3-1 | 14,13,51 | 13 | 0-4 | 3-3-3 | 34-35 | 30 / 30 | 18477 |
| 52 | 02/03/2015 | @ STL | O* | 32-15-05 | 1-2 | 13 | 17 | 0-3 | 2-2-2 | 31-18 | 1 / 30 | 17223 |
| 53 | 02/05/2015 | @ DAL | W | 33-15-05 | 5-3 | 91,77,9p,9,86 | 9 | 1-3 | 4-4-4 | 29-36 | 88 / 32 | 16010 |
| 54 | 02/07/2015 | LAK | L | 33-16-05 | 2-4 | 86,77 | 8 | 0-2 | 2-2-2 | 28-29 | 32 / 30 | 19204+ |
| 55 | 02/08/2015 | ANA | W | 34-16-05 | 5-3 | 11,51,86,11,24 | 11 | 0-5 | 4-5-5 | 23-28 | 30 / 31 | 19204+ |
| 56 | 02/10/2015 | @ NSH | O* | 34-16-06 | 2-3 | 14,86 | 18 | 0-2 | 2-2-2 | 32-29 | 35 / 88 | 16362 |
| 57 | 02/12/2015 | STL | L | 34-17-06 | 3-6 | 9p,14,91 | 42 | 1-3 | 2-3-3 | 29-44 | 1 / 30 | 18926 |
| 58 | 02/15/2015 | @ SJS | W | 35-17-06 | 5-2 | 91,17,18,13,24 | 18 | 0-1 | 2-3-3 | 33-35 | 30 / 31 | 17562+ |
| 59 | 02/16/2015 | @ LAK | L | 35-18-06 | 2-3 | 89,9 | 77 | 0-2 | 3-3-3 | 23-28 | 32 / 88 | 18230+ |
| 60 | 02/18/2015 | @ ANA | W | 36-18-06 | 4-1 | 6,9,86,91 | 9 | 0-3 | 2-2-2 | 32-25 | 30 / 36 | 1 |

2013-2014 STATS

2013-2014 INDIVIDUAL SCORING (46-27-9, 101 pts., 2nd Atlantic Division)

PLAYERS

| POS | # | PLAYER | GP | G | A | P | +/- | PIM | PP | SH | GW | OT | S | S% | TOI/G |
|-----|----|-----------------------|----|----|----|----|-----|-----|----|----|----|----|-----|------|-------|
| L | 18 | Ondrej Palat | 81 | 23 | 36 | 59 | 32 | 20 | 3 | 2 | 3 | 0 | 165 | 13.9 | 18:02 |
| C | 51 | Valtteri Filppula | 75 | 25 | 33 | 58 | 5 | 20 | 6 | 0 | 2 | 0 | 131 | 19.1 | 19:58 |
| D | 77 | Victor Hedman | 75 | 13 | 42 | 55 | 5 | 53 | 3 | 0 | 2 | 0 | 170 | 7.6 | 22:26 |
| C | 9 | Tyler Johnson | 82 | 24 | 26 | 50 | 23 | 26 | 5 | 5 | 4 | 0 | 181 | 13.3 | 18:47 |
| R | 16 | Teddy Purcell | 81 | 12 | 30 | 42 | -3 | 14 | 3 | 0 | 4 | 1 | 157 | 7.6 | 16:27 |
| C | 17 | Alex Killorn | 82 | 17 | 24 | 41 | 8 | 63 | 3 | 0 | 2 | 1 | 173 | 9.8 | 16:46 |
| C | 91 | Steven Stamkos | 37 | 25 | 15 | 40 | 9 | 18 | 9 | 1 | 5 | 1 | 124 | 20.2 | 20:14 |
| D | 25 | Matt Carle | 82 | 2 | 29 | 31 | 11 | 28 | 1 | 0 | 0 | 0 | 115 | 1.7 | 22:11 |
| D | 7 | Radko Gudas | 73 | 3 | 19 | 22 | 2 | 152 | 1 | 0 | 1 | 1 | 114 | 2.6 | 19:07 |
| R | 23 | J.T. Brown | 63 | 4 | 15 | 19 | -9 | 6 | 0 | 0 | 0 | 0 | 113 | 3.5 | 13:02 |
| R | 86 | Nikita Kucherov | 52 | 9 | 9 | 18 | 3 | 14 | 3 | 0 | 3 | 0 | 102 | 8.8 | 13:06 |
| D | 6 | Sami Salo | 71 | 4 | 13 | 17 | 11 | 18 | 0 | 0 | 0 | 0 | 81 | 4.9 | 18:11 |
| D | 2 | Eric Brewer | 77 | 4 | 13 | 17 | 10 | 59 | 0 | 0 | 2 | 0 | 83 | 4.8 | 17:33 |
| C | 44 | Nate Thompson | 81 | 9 | 7 | 16 | 3 | 27 | 0 | 2 | 1 | 1 | 105 | 8.6 | 12:51 |
| L | 12 | Ryan Malone | 57 | 5 | 10 | 15 | -7 | 67 | 0 | 0 | 0 | 0 | 95 | 5.3 | 11:46 |
| R | 71 | Richard Panik | 50 | 3 | 10 | 13 | -9 | 21 | 0 | 0 | 1 | 0 | 56 | 5.4 | 12:41 |
| R | 24 | Ryan Callahan | 20 | 6 | 5 | 11 | 4 | 8 | 3 | 0 | 1 | 0 | 54 | 11.1 | 20:13 |
| D | 8 | Mark Barberio | 49 | 5 | 5 | 10 | 10 | 28 | 1 | 0 | 0 | 0 | 54 | 9.3 | 14:34 |
| R | 19 | B.J. Crombeen | 55 | 3 | 7 | 10 | -2 | 79 | 0 | 0 | 1 | 0 | 60 | 5.0 | 10:10 |
| D | 21 | Michael Kostka | 19 | 2 | 6 | 8 | 7 | 0 | 0 | 0 | 0 | 0 | 31 | 6.5 | 15:53 |
| D | 62 | Andrej Sustr | 43 | 1 | 7 | 8 | 3 | 16 | 0 | 0 | 0 | 0 | 39 | 2.6 | 15:47 |
| C | 11 | Tom Pyatt | 27 | 3 | 4 | 7 | -2 | 4 | 0 | 0 | 1 | 0 | 27 | 11.1 | 11:27 |
| D | 22 | Jean-Philippe Cote | 19 | 0 | 4 | 4 | 0 | 22 | 0 | 0 | 0 | 0 | 12 | 0 | 10:00 |
| R | 14 | Brett Connolly | 11 | 1 | 0 | 1 | -5 | 4 | 0 | 0 | 1 | 0 | 12 | 8.3 | 12:01 |
| D | 3 | Keith Aulie | 15 | 0 | 1 | 1 | -3 | 9 | 0 | 0 | 0 | 0 | 6 | 0 | 9:49 |
| C | 54 | Cedric Paquette | 2 | 0 | 1 | 1 | 1 | 0 | 0 | 0 | 0 | 0 | 1 | 0 | 14:32 |
| D | 24 | Dmitry Korobov | 3 | 0 | 1 | 1 | 0 | 2 | 0 | 0 | 0 | 0 | 0 | 0 | 10:41 |
| D | 55 | Matt Taormina | 7 | 0 | 0 | 0 | 0 | 0 | 0 | 0 | 0 | 0 | 6 | 0 | 13:23 |
| C | 42 | Dana Tyrell | 7 | 0 | 0 | 0 | 0 | 4 | 0 | 0 | 0 | 0 | 4 | 0 | 9:14 |
| L | 76 | Pierre-Cedric Labrie | 13 | 0 | 0 | 0 | -4 | 20 | 0 | 0 | 0 | 0 | 2 | 0 | 6:52 |
| R | 28 | Cody Kunyk | 1 | 0 | 0 | 0 | 0 | 0 | 0 | 0 | 0 | 0 | 2 | 0 | 10:12 |
| C | 65 | Vladislav Namestnikov | 4 | 0 | 0 | 0 | -1 | 4 | 0 | 0 | 0 | 0 | 4 | 0 | 9:29 |

GOALTENDERS

| # | PLAYER | GP | TOI | GAA | W | L | OTL | SA | GA | SV | SV% | SO | G | A | PIM |
|----|---------------------|----|-------|------|----|----|-----|------|-----|------|-------|----|---|---|-----|
| 30 | Ben Bishop | 63 | 3,586 | 2.23 | 37 | 14 | 7 | 1758 | 133 | 1625 | 0.924 | 5 | 0 | 2 | 4 |
| 39 | Anders Lindback | 23 | 1,302 | 2.90 | 8 | 12 | 2 | 580 | 63 | 517 | 0.891 | 1 | 0 | 0 | 2 |
| 40 | Kristers Gudlevskis | 1 | 60 | 2.00 | 1 | 0 | 0 | 38 | 2 | 36 | 0.947 | 0 | 0 | 0 | 0 |
| 31 | Cedric Desjardins | 1 | 18 | 6.67 | 0 | 1 | 0 | 13 | 2 | 11 | 0.846 | 0 | 0 | 0 | 2 |

TRADED PLAYERS

| POS | # | PLAYER | GP | G | A | P | +/- | PIM | PP | SH | GW | OT | S | S% | TOI/G |
|-----|----|------------------|----|----|----|----|-----|-----|----|----|----|----|-----|------|-------|
| R | 26 | Martin St. Louis | 62 | 29 | 32 | 61 | 12 | 6 | 9 | 0 | 5 | 1 | 167 | 17.4 | 21:41 |
| C | 42 | Dana Tyrell | 7 | 0 | 0 | 0 | 0 | 4 | 0 | 0 | 0 | 0 | 4 | 0 | 9:14 |
| C | 55 | Matt Taormina | 7 | 0 | 0 | 0 | 0 | 0 | 0 | 0 | 0 | 0 | 6 | 0 | 13:23 |

2013-2014 GAME-BY-GAME RESULTS

| # | DATE | TEAM | W-L-OT | RECORD | GF-GA | SCORERS | GWG | PP | PK | SF-SA | W-L-GLTDR | ATTEND. |
|----|------------|-------|--------|--------|-------|-------------------------|-----|-----|-----|-------|-----------|---------|
| 1 | 10/3/2013 | @ BOS | L | 0-1-0 | 1-3 | 51 | 17 | 0-5 | 3-3 | 33-25 | 40-39 | 17,565+ |
| 2 | 10/05/2013 | @ CHI | W** | 1-1-0 | 3-2 | 26,16p | 51 | 1-1 | 4-5 | 19-39 | 30-50 | 21,563+ |
| 3 | 10/08/2013 | @ BUF | W* | 2-1-0 | 3-2 | 9,16p,17 | 17 | 1-3 | 2-4 | 34-23 | 30-1 | 18,243 |
| 4 | 10/10/2013 | FLA | W | 3-1-0 | 7-2 | 26,91s,91,18,51p,51,91p | 91 | 2-5 | 4-5 | 28-21 | 30-25 | 19,204+ |
| 5 | 10/12/2013 | PIT | L | 3-2-0 | 4-5 | 51,91,16p,17p | 2 | 2-5 | 2-5 | 18-26 | 29-39 | 18,939 |
| 6 | 10/15/2013 | LAK | W | 4-2-0 | 5-1 | 12,16,26,26,18 | 16 | 0-3 | 5-5 | 25-31 | 30-32 | 16,310 |
| 7 | 10/17/2013 | MIN | W | 5-2-0 | 3-1 | 9p,91,6 | 91 | 1-7 | 2-2 | 30-26 | 30-37 | 16,454 |
| 8 | 10/19/2013 | BOS | L | 5-3-0 | 0-5 | | 46 | 0-4 | 4-4 | 23-22 | 40-30 | 18,512 |
| 9 | 10/24/2013 | CHI | W* | 6-3-0 | 6-5 | 25p,44s,91,77,91p,26 | 26 | 2-4 | 5-6 | 25-43 | 30-39 | 18,820 |
| 10 | 10/26/2013 | BUF | W | 7-3-0 | 3-2 | 9p,26,18 | 18 | 1-6 | 3-3 | 39-22 | 30-30 | 18,088 |
| 11 | 10/27/2013 | @ FLA | W** | 8-3-0 | 4-3 | 26,91,7p | 91 | 1-3 | 4-4 | 28-32 | 39-25 | 12,336 |
| 12 | 10/29/2013 | @ NJD | L | 8-4-0 | 1-2 | 91p | 68 | 1-4 | 2-2 | 17-22 | 30-30 | 13,501 |
| 13 | 11/01/2013 | @ CAR | W | 9-4-0 | 3-0 | 77,91,17 | 77 | 0-3 | 4-4 | 32-31 | 30-35 | 14,828 |
| 14 | 11/02/2013 | STL | W | 10-4-0 | 4-2 | 17,91,14,51 | 14 | 0-3 | 3-3 | 25-30 | 30-41 | 18,885 |
| 15 | 11/07/2013 | EDM | W | 11-4-0 | 4-2 | 91,91,9,51 | 9 | 0-2 | 1-2 | 26-40 | 30-40 | 18,695 |
| 16 | 11/09/2013 | @ DET | W* | 12-4-0 | 3-2 | 12,91,16 | 16 | 0-3 | 4-4 | 34-27 | 30-35 | 20,066+ |
| 17 | 11/11/2013 | @ BOS | L | 12-5-0 | 0-3 | | 37 | 0-4 | 1-1 | 28-26 | 40-39 | 17,565+ |
| 18 | 11/12/2013 | @ MTL | W** | 13-5-0 | 2-1 | 12 | 51 | 0-4 | 3-3 | 45-29 | 30-31 | 21,273+ |

| # | DATE | TEAM | W-L-OT | RECORD | GF-GA | SCORERS | GWG | PP | PK | SF-SA | W-L-GLTDR | ATTEND. |
|----|------------|-------|--------|---------|-------|-------------------|-----|-----|-----|-------|-----------|---------|
| 19 | 11/14/2013 | ANA | W | 14-5-0 | 5-1 | 51,26p,51p,17,77 | 26 | 2-2 | 3-3 | 20-25 | 30-1 | 17,763 |
| 20 | 11/16/2013 | @ PHX | L | 14-6-0 | 3-6 | 71,23,17 | 5 | 0-2 | 1-3 | 30-30 | 41-39 | 12,562 |
| 21 | 11/19/2013 | @ LAK | L | 14-7-0 | 2-5 | 51p,77 | 14 | 1-4 | 4-5 | 21-31 | 54-30 | 18,118+ |
| 22 | 11/21/2013 | @ SJS | L | 14-8-0 | 1-5 | 9 | 7 | 0-1 | 2-2 | 37-36 | 31-39 | 17,562+ |
| 23 | 11/22/2013 | @ ANA | O* | 14-8-1 | 0-1 | | 15 | 0-6 | 3-3 | 31-42 | 1-30 | 16,648 |
| 24 | 11/25/2013 | NYR | W | 15-8-1 | 5-0 | 56,26,26,16,16 | 86 | 0-3 | 6-6 | 25-37 | 30-30 | 19,204+ |
| 25 | 11/27/2013 | PHI | W | 16-8-1 | 4-2 | 77,18s,77p,9 | 77 | 1-4 | 1-2 | 35-21 | 39-29 | 18,427 |
| 26 | 11/29/2013 | PIT | L | 16-9-1 | 0-3 | | 14 | 0-3 | 2-3 | 21-29 | 29-30 | 19,065 |
| 27 | 12/03/2013 | @ CBJ | L | 16-10-1 | 0-1 | | 71 | 0-2 | 1-1 | 26-21 | 72-30 | 10,223 |
| 28 | 12/05/2013 | OTT | W | 17-10-1 | 3-1 | 26,26,51 | 26 | 0-4 | 4-5 | 22-34 | 30-40 | 16,562 |
| 29 | 12/07/2013 | WPG | O* | 17-10-2 | 1-2 | 44 | 55 | 0-1 | 3-3 | 29-36 | 35-39 | 18,354 |
| 30 | 12/10/2013 | @ WSH | O** | 17-10-3 | 5-6 | 26p,56p,44,9,18 | 20 | 2-5 | 2-5 | 42-31 | 31-30 | 18,506+ |
| 31 | 12/12/2013 | DET | W** | 18-10-3 | 2-1 | 56 | 26 | 0-4 | 4-4 | 27-29 | 30-50 | 19,204+ |
| 32 | 12/14/2013 | @ NJD | L | 18-11-3 | 0-3 | | 12 | 0-3 | 2-2 | 33-19 | 30-39 | 13,832 |
| 33 | 12/15/2013 | @ DET | W | 19-11-3 | 3-0 | 9,23,17 | 9 | 0-3 | 3-3 | 26-28 | 30-34 | 20,066+ |
| 34 | 12/17/2013 | @ NYI | W** | 20-11-3 | 3-2 | 51,51 | 86 | 0-1 | 1-2 | 36-34 | 30-20 | 13,618 |
| 35 | 12/19/2013 | NSH | W | 21-11-3 | 4-2 | 17,26p,16,71 | 16 | 1-4 | 4-5 | 33-30 | 39-30 | 17,254 |
| 36 | 12/21/2013 | CAR | W* | 22-11-3 | 3-2 | 77,26p,7 | 7 | 1-5 | 2-2 | 50-27 | 30-35 | 19,204+ |
| 37 | 12/22/2013 | @ FLA | W | 23-11-3 | 6-1 | 17,9,51p,26,23,23 | 9 | 1-4 | 2-3 | 36-29 | 30-30 | 15,942 |
| 38 | 12/28/2013 | MTL | O** | 23-11-4 | 1-2 | 26 | 81 | 0-3 | 3-3 | 24-21 | 31-30 | 19,204+ |
| 39 | 12/29/2013 | NYR | L | 23-12-4 | 3-4 | 9p,18,51 | 67 | 1-2 | 0-3 | 40-29 | 30-39 | 19,204+ |
| 40 | 1/1/2014 | @ VAN | W | 24-12-4 | 4-2 | 51,9,86p,17 | 86 | 1-3 | 2-2 | 33-30 | 30-31 | 18,910+ |
| 41 | 1/3/2014 | @ CGY | W | 25-12-4 | 2-0 | 18,86 | 18 | 0-5 | 5-5 | 29-19 | 30-31 | 19,289+ |
| 42 | 1/5/2014 | @ EDM | L | 25-13-4 | 3-5 | 86p,77,51 | 27 | 1-1 | 2-3 | 27-26 | 80-39 | 16,839+ |
| 43 | 1/7/2014 | @ WPG | W | 26-13-4 | 4-2 | 51,18,26p,26 | 26 | 1-3 | 3-5 | 33-14 | 39-31 | 15,004+ |
| 44 | 1/9/2014 | WSH | L | 26-14-4 | 3-4 | 9,19,18 | 16 | 0-1 | 1-3 | 36-20 | 31-39 | 19,204+ |
| 45 | 1/11/2014 | @ PHI | W | 27-14-4 | 6-3 | 17,16,12,51,26,12 | 51 | 0-3 | 3-4 | 25-38 | 39-35 | 19,987+ |
| 46 | 1/13/2014 | @ CBJ | L | 27-15-4 | 2-3 | 17p,77 | 55 | 1-4 | 4-6 | 28-28 | 72-39 | 14,070 |
| 47 | 1/14/2014 | @ NYR | W | 28-15-4 | 2-1 | 77p,86 | 86 | 1-2 | 2-2 | 25-34 | 30-30 | 18,006+ |
| 48 | 1/16/2014 | NYI | O** | 28-15-5 | 1-2 | 26p | 51 | 1-3 | 3-3 | 30-30 | 60-30 | 18,333 |
| 49 | 1/18/2014 | SJS | L | 28-16-5 | 4-5 | 26p,26,26,26p | 8 | 2-4 | 1-2 | 29-32 | 31-30 | 19,204+ |
| 50 | 1/19/2014 | @ CAR | W | 29-16-5 | 5-3 | 8p,18,86,16,8 | 16 | 1-2 | 4-5 | 24-51 | 30-31 | 16,760 |
| 51 | 1/23/2014 | OTT | W** | 30-16-5 | 4-3 | 9s,19,18 | 86 | 0-2 | 1-3 | 38-36 | 30-41 | 18,751 |
| 52 | 1/25/2014 | COL | W | 31-16-5 | 5-2 | 9,8,51,9,9 | 51 | 0-3 | 3-3 | 29-27 | 30-30 | 19,204+ |
| 53 | 1/28/2014 | @ TOR | L | 31-17-5 | 2-3 | 25,8 | 21 | 0-3 | 3-3 | 42-26 | 45-26 | 19,475+ |
| 54 | 1/30/2014 | @ OTT | L | 31-18-5 | 3-5 | 17,9s,77 | 7 | 0-2 | 2-2 | 38-28 | 41-39 | 19,757+ |
| 55 | 2/1/2014 | @ MTL | W* | 32-18-5 | 2-1 | 44s,44 | 44 | 0-3 | 4-4 | 36-29 | 30-31 | 21,273+ |
| 56 | 2/4/2014 | @ MIN | L | 32-19-5 | 1-2 | 51 | 15 | 0-2 | 1-2 | 35-26 | 35-30 | 18,454+ |
| 57 | 2/6/2014 | TOR | L | 32-20-5 | 1-4 | 18 | 11 | 0-1 | 1-1 | 34-36 | 45-31 | 19,204+ |
| 58 | 2/8/2014 | DET | W | 33-20-5 | 4-2 | 18p,11,17,18 | 17 | 1-2 | 3-3 | 28-33 | 30-35 | 19,204+ |
| 59 | 2/27/2014 | @ NSH | L | 33-21-5 | 2-3 | 26,26p | 27 | 1-3 | 1-4 | 16-29 | 30-30 | 17,113+ |
| 60 | 3/1/2014 | @ DAL | W | 34-21-5 | 4-2 | 26,44,26,6 | 26 | 0-2 | 3-3 | 21-41 | 30-32 | 15,897 |
| 61 | 3/2/2014 | @ COL | L | 34-22-5 | 3-6 | 11,44,44 | 6 | 0-2 | 3-4 | 34-35 | 1-30 | 15,592 |
| 62 | 3/4/2014 | @ STL | L | 34-23-5 | 2-4 | 17,9p | 20 | 1-4 | 2-2 | 17-29 | 39-30 | 18,602 |
| 63 | 3/6/2014 | BUF | L | 34-24-5 | 1-3 | 9s | 82 | 0-3 | 2-2 | 44-21 | 1-39 | 19,204+ |
| 64 | 3/8/2014 | BOS | O** | 34-24-6 | 3-4 | 18s,8,51 | 18 | 0-1 | 3-3 | 20-32 | 40-30 | 19,204+ |
| 65 | 3/10/2014 | PHX | O** | 34-24-7 | 3-4 | 9s,18,18 | 17 | 0-4 | 3-3 | 31-20 | 41-30 | 18,167 |
| 66 | 3/13/2014 | FLA | W | 35-24-7 | 5-4 | 6,21,24,9,91p | 91 | 1-4 | 1-2 | 28-27 | 30-39 | 18,324 |
| 67 | 3/15/2014 | NJD | W | 36-24-7 | 3-0 | 19,21,44 | 19 | 0-1 | 2-2 | 32-23 | 30-30 | 19,204+ |
| 68 | 3/17/2014 | VAN | W | 37-24-7 | 4-3 | 91p,18,51,11 | 11 | 1-4 | 2-3 | 30-28 | 30-31 | 19,204+ |
| 69 | 3/19/2014 | @ TOR | W | 38-24-7 | 5-3 | 7,91p,91,91,9p | 91 | 2-5 | 3-3 | 30-39 | 30-34 | 19,585+ |
| 70 | 3/20/2014 | @ OTT | W | 39-24-7 | 5-4 | 16,16,51p,2,24p | 24 | 2-6 | 4-5 | 28-31 | 30-40 | 17,136 |
| 71 | 3/22/2014 | @ PIT | O* | 39-24-8 | 3-4 | 51p,91,18 | 18 | 1-2 | 3-6 | 24-29 | 37-39 | 18,668+ |
| 72 | 3/24/2014 | OTT | O** | 39-24-9 | 3-4 | 86,77p,91p | 19 | 2-7 | 3-3 | 38-32 | 40-30 | 18,486 |
| 73 | 3/27/2014 | NYI | W** | 40-24-9 | 3-2 | 24,24 | 6 | 0-3 | 3-3 | 31-27 | 30-20 | 18,554 |
| 74 | 3/29/2014 | @ BUF | W* | 41-24-9 | 4-3 | 17,91,24p,91p | 91 | 2-4 | 3-3 | 33-28 | 30-31 | 19,070+ |
| 75 | 3/30/2014 | @ DET | L | 41-25-9 | 2-3 | 51,6 | 17 | 0-4 | 2-3 | 28-30 | 50-30 | 20,066+ |
| 76 | 4/1/2014 | MTL | W | 42-25-9 | 3-1 | 24,9s,17p | 9 | 2-9 | 4-4 | 33-26 | 30-31 | 18,808 |
| 77 | 4/3/2014 | CGY | L | 42-26-9 | 1-4 | 18 | 15 | 0-3 | 1-2 | 32-25 | 31-30 | 17,495 |
| 78 | 4/5/2014 | DAL | L | 42-27-9 | 2-5 | 91,62 | 91 | 0-4 | 5-5 | 29-28 | 32-30 | 19,204+ |
| 79 | 4/8/2014 | TOR | W | 43-27-9 | 3-0 | 18,18p,77 | 18 | 1-1 | 3-3 | 34-28 | 39-34 | 18,896 |
| 80 | 4/10/2014 | PHI | W | 44-27-9 | 4-2 | 9,71,2,91p | 2 | 1-3 | 2-3 | 30-36 | 39-29 | 19,204+ |
| 81 | 4/11/2014 | CBJ | W | 45-27-9 | 3-2 | 18,2,2 | 2 | 1-3 | 2-3 | 22-38 | 37-31 | 18,686 |
| 82 | 4/13/2014 | @ WSH | W** | 46-27-9 | 1-0 | | 25 | 0-1 | 1-1 | 32-18 | 39-70 | 18,506 |

2012-2013 STATS

2012-2013 INDIVIDUAL SCORING
(18-26-4, 40 pts., 4th Southeast Division)

PLAYERS

| # | PLAYER | POS | GP | G | A | P | +/- | PIM | PP | SH | GW | OT | S | S% | TOI/G |
|----|----------------------|-----|----|----|----|----|-----|-----|----|----|----|----|-----|------|-------|
| 26 | Martin St. Louis | R | 48 | 17 | 43 | 60 | 0 | 14 | 3 | 0 | 2 | 0 | 112 | 15.2 | 21:59 |
| 91 | Steven Stamkos | C | 48 | 29 | 28 | 57 | -4 | 32 | 10 | 0 | 2 | 0 | 157 | 18.5 | 22:01 |
| 16 | Teddy Purcell | R | 48 | 11 | 25 | 36 | -1 | 12 | 3 | 0 | 2 | 0 | 94 | 11.7 | 16:44 |
| 4 | Vincent Lecavalier | C | 39 | 10 | 22 | 32 | -5 | 29 | 5 | 0 | 0 | 0 | 86 | 11.6 | 17:52 |
| 89 | Cory Conacher | L | 35 | 9 | 15 | 24 | -3 | 16 | 1 | 0 | 2 | 0 | 53 | 17.0 | 14:21 |
| 25 | Matthew Carle | DT | 48 | 5 | 17 | 22 | 1 | 4 | 2 | 0 | 0 | 0 | 66 | 7.6 | 23:44 |
| 67 | Benoit Pouliot | L | 34 | 8 | 12 | 20 | 8 | 15 | 0 | 0 | 1 | 1 | 60 | 13.3 | 13:14 |
| 77 | Victor Hedman | D | 44 | 4 | 16 | 20 | 1 | 31 | 0 | 0 | 0 | 0 | 76 | 5.3 | 22:39 |
| 17 | Alex Killorn | C | 38 | 7 | 12 | 19 | -6 | 14 | 1 | 0 | 2 | 0 | 82 | 8.5 | 16:49 |
| 6 | Sam Salo | D | 46 | 2 | 15 | 17 | 5 | 16 | 1 | 0 | 0 | 0 | 48 | 4.2 | 20:59 |
| 11 | Tom Pyatt | C | 43 | 8 | 8 | 16 | 5 | 12 | 0 | 0 | 1 | 0 | 60 | 13.3 | 13:34 |
| 44 | Nate Thompson | C | 45 | 7 | 8 | 15 | -2 | 17 | 0 | 0 | 0 | 0 | 58 | 12.1 | 14:20 |
| 2 | Eric Brewer | D | 48 | 4 | 8 | 12 | -3 | 30 | 1 | 0 | 1 | 0 | 56 | 7.1 | 20:30 |
| 71 | Richard Panik | R | 25 | 5 | 4 | 9 | -2 | 4 | 1 | 0 | 1 | 0 | 34 | 14.7 | 11:19 |
| 12 | Ryan Malone | L | 34 | 6 | 2 | 8 | -3 | 22 | 2 | 0 | 1 | 0 | 37 | 16.2 | 15:44 |
| 19 | B.J. Crombeen | R | 44 | 1 | 7 | 8 | 4 | 112 | 0 | 0 | 0 | 0 | 50 | 2.0 | 11:04 |
| 3 | Keith Aulie | D | 45 | 2 | 5 | 7 | 1 | 60 | 0 | 0 | 0 | 0 | 37 | 5.4 | 12:49 |
| 63 | Tyler Johnson | C | 14 | 3 | 3 | 6 | 3 | 4 | 0 | 0 | 0 | 0 | 11 | 27.3 | 13:04 |
| 75 | Radko Gudas | D | 22 | 2 | 3 | 5 | 3 | 38 | 0 | 0 | 1 | 0 | 31 | 6.5 | 16:59 |
| 47 | Marc-Andre Bergeron | D | 12 | 1 | 4 | 5 | 3 | 4 | 0 | 0 | 0 | 0 | 22 | 4.5 | 12:21 |
| 74 | Ondrej Palat | L | 14 | 2 | 2 | 4 | 5 | 0 | 0 | 0 | 1 | 0 | 16 | 12.5 | 11:44 |
| 42 | Dana Tyrell | C | 21 | 1 | 3 | 4 | -3 | 4 | 0 | 0 | 0 | 0 | 19 | 5.3 | 10:21 |
| 18 | Adam Hall | R | 20 | 0 | 4 | 4 | 3 | 23 | 0 | 0 | 0 | 0 | 16 | 0.3 | 10:17 |
| 76 | Pierre-Cedric Labrie | L | 19 | 2 | 1 | 3 | 2 | 30 | 0 | 0 | 0 | 0 | 16 | 12.5 | 8:33 |
| 14 | Brent Connolly | R | 5 | 1 | 0 | 1 | -3 | 0 | 1 | 0 | 0 | 0 | 10 | 10.0 | 10:16 |
| 29 | Brendan Mikkelsen | D | 4 | 0 | 1 | 1 | 1 | 6 | 0 | 0 | 0 | 0 | 0 | 0 | 9:45 |
| 15 | Brian Lee | D | 22 | 0 | 0 | 0 | -13 | 16 | 0 | 0 | 0 | 0 | 13 | 0 | 13:55 |
| 55 | Matt Taormina | D | 2 | 0 | 0 | 0 | -1 | 0 | 0 | 0 | 0 | 0 | 0 | 0 | 16:38 |
| 8 | Mark Barberio | D | 2 | 0 | 0 | 0 | -2 | 0 | 0 | 0 | 0 | 0 | 1 | 0 | 15:29 |
| 62 | Andrej Sustr | D | 2 | 0 | 0 | 0 | 1 | 0 | 0 | 0 | 0 | 0 | 2 | 0 | 10:43 |
| 7 | Mathieu Roy | D | 1 | 0 | 0 | 0 | -1 | 0 | 0 | 0 | 0 | 0 | 0 | 0 | 14:07 |
| 34 | JT Wyman | R | 1 | 0 | 0 | 0 | -1 | 0 | 0 | 0 | 0 | 0 | 0 | 0 | 13:31 |
| 59 | Mike Angelidis | L | 1 | 0 | 0 | 0 | 0 | 0 | 0 | 0 | 0 | 0 | 0 | 0 | 7:22 |

GOALTENDERS

| # | PLAYER | GP | TOI | GAA | W | L | OTL | SA | GA | SV | SV% SO | G | A | PIM |
|----|--------------------|----|----------|------|----|----|-----|-----|----|-----|--------|---|---|-----|
| 39 | Anders Lindback | 24 | 1,304:11 | 2.90 | 10 | 10 | 1 | 642 | 63 | 579 | .902 | 0 | 1 | 0 |
| 32 | Mathieu Garon | 18 | 910:04 | 2.90 | 5 | 9 | 2 | 427 | 44 | 383 | .897 | 0 | 0 | 0 |
| 30 | Ben Bishop | 9 | 502:26 | 2.99 | 3 | 4 | 1 | 302 | 25 | 277 | .917 | 1 | 0 | 2 |
| 30 | Cedrick Desjardins | 3 | 160:06 | 3.00 | 0 | 3 | 0 | 73 | 8 | 65 | .890 | 0 | 1 | 0 |

TRADED PLAYERS

| POS | # | PLAYER | GP | G | A | P | +/- | PIM | PP | SH | GW | OT | S | S% | TOI/G |
|-----|----|---------------|----|----|----|----|-----|-----|----|----|----|----|----|------|-------|
| R | 9 | Steve Downie | 55 | 12 | 16 | 28 | -15 | 121 | 2 | 0 | 1 | 0 | 99 | 12.1 | 15:30 |
| D | 97 | Matt Gilroy | 53 | 2 | 15 | 17 | 2 | 16 | 0 | 0 | 0 | 0 | 60 | 3.3 | 17:36 |
| C | 49 | Blair Jones | 22 | 2 | 2 | 4 | -3 | 10 | 0 | 0 | 0 | 0 | 21 | 9.5 | 8:26 |
| D | 13 | Pavel Kubina | 52 | 3 | 8 | 11 | 1 | 59 | 0 | 0 | 1 | 0 | 56 | 5.4 | 19:54 |
| C | 19 | Dominic Moore | 56 | 4 | 15 | 19 | -10 | 48 | 0 | 1 | 1 | 0 | 74 | 5.4 | 16:16 |

2012-2013 GAME-BY-GAME RESULTS

| # | OPPONENT | RESULT | RECORD | SCORERS | W GOAL | PP | PK | SF - SA | W - L GLTNRD | ATTEND. |
|---|--------------|--------|--------|---|-----------|-----|-----|---------|-------------------|---------|
| 1 | 1/19 vs. WSH | W, 6-3 | 1-0-0 | Brewer, Lecavalier St. Louis (p), St. Louis (p), Conacher, Brewer | St. Louis | 3-7 | 3-4 | 34-30 | Lindback-Holtby | 19,204+ |
| 2 | 1/21 @ NYI | L, 4-3 | 1-1-0 | St. Louis, Pouliot, Stamkos | Ullstrom | 0-3 | 6-7 | 26-44 | Nabokov-Lindback | 15,322 |
| 3 | 1/22 @ CAR | W, 4-1 | 2-1-0 | Pyatt, Conacher, Aulie, Malone (p) | Conacher | 1-6 | 4-5 | 26-36 | Garon-Ward | 18,680+ |
| 4 | 1/25 vs. OTT | W, 6-4 | 3-1-0 | Carle (p), Stamkos, Hedman, Malone, Malone Pyatt | Malone | 1-4 | 3-4 | 31-36 | Lindback-Bishop | 19,204+ |
| 5 | 1/27 vs. PHI | W, 5-1 | 4-1-0 | Purcell (p), Brewer, Lecavalier (p), Hedman, Stamkos | Brewer | 2-5 | 6-6 | 26-25 | Lindback-Leighton | 19,204+ |
| 6 | 1/29 vs. FLA | W, 5-2 | 5-1-0 | Stamkos (p), Conacher, Pyatt, Tyrell, Lecavalier (p) | Pyatt | 2-5 | 4-4 | 33-28 | Lindback-Theodore | 19,204+ |
| 7 | 2/1 vs. WPG | W, 8-3 | 6-1-0 | Conacher (p), Stamkos (p), Concaher | Concaher | 3-5 | 2-4 | 25-29 | Lindback-Pavelec | 19,204+ |

| # | OPPONENT | RESULT | RECORD | SCORERS | W GOAL | PP | PK | SF - SA | W - L GLTNRD | ATTEND. |
|----|--------------|----------|---------|--|----------------|-----|-----|---------|--------------------|---------|
| | | | | Lecavalier (p), Concaher, Thompson, Purcell, Malone, Pouliot | | | | | | |
| 8 | 2/2 vs. NYR | L, 2-1 | 6-2-0 | Stamkos (p), Stamkos | Hagelin | 1-1 | 2-2 | 32-30 | Biron-Garon | 19,204+ |
| 9 | 2/5 @ PHI | L, 2-1 | 6-3-0 | Pouliot | Sestito | 0-4 | 2-2 | 22-24 | Lindback-Bryzgalov | 19,616+ |
| 10 | 2/7 @ NJD | L, 4-2 | 6-4-0 | Thompson, Carle | Greene | 0-4 | 2-4 | 19-27 | Lindback-Brodeur | 14,802 |
| 11 | 2/10 @ NYR | L, 5-1 | 6-5-0 | Lecavalier | Callahan | 0-2 | 3-3 | 20-32 | Garon-Lundqvist | 17,200+ |
| 12 | 2/12 vs. MTL | L, 4-3** | 6-5-1 | Hedman, Hedman, Salo (p) | Desharnais (x) | 1-5 | 6-7 | 24-34 | Price-Lindback | 19,204+ |
| 13 | 2/14 vs. WSH | L, 4-3 | 6-6-1 | St. Louis, Purcell, Thompson | Beagle | 0-2 | 0-1 | 30-39 | Holtby-Garon | 19,204+ |
| 14 | 2/16 @ FLA | W, 6-5* | 7-6-1 | Pouliot, Killorn, Stamkos, Stamkos (p), Purcell, Pouliot (y) | Pouliot(y) | 1-4 | 3-3 | 36-30 | Lindback-Theodore | 17,009 |
| 15 | 2/19 vs. TOR | W, 4-2 | 8-6-1 | Lecavalier, Stamkos, Killorn, Carle (p) | Killorn | 1-6 | 3-3 | 19-25 | Lindback-Scrivens | 19,204+ |
| 16 | 2/21 vs. BOS | L, 4-2 | 8-7-1 | Stamkos, Conacher | Marchand | 0-3 | 0-0 | 26-26 | Rask-Lindback | 19,204+ |
| 17 | 2/23 @ CAR | W, 5-2 | 9-7-1 | Bergeron, Pouliot, Panik, Pyatt, Stamkos | Panik | 0-3 | 3-3 | 39-34 | Garon-Ellis | 18,680+ |
| 18 | 2/24 @ PIT | L, 5-3 | 9-8-1 | Brewer, Stamkos (p), Conacher | Bennett | 1-2 | 1-2 | 30-22 | Fleury-Garon | 18,656+ |
| 19 | 2/26 vs. BUF | L, 2-1 | 9-9-1 | Stamkos | Myers | 0-6 | 1-1 | 31-21 | Miller-Garon | 19,204+ |
| 20 | 2/28 @ NYR | L, 4-1 | 9-10-1 | St. Louis | Stepan | 0-3 | 3-4 | 25-42 | Lundqvist-Garon | 17,200+ |
| 21 | 3/2 @ BOS | L, 3-2 | 9-11-1 | Stamkos (p), Killorn (p) | Marchand | 2-8 | 3-5 | 22-27 | Khudobin-Garon | 17,565+ |
| 22 | 3/4 @ PIT | L, 4-3 | 9-12-1 | Stamkos, Pyatt, Stamkos, | Neal | 0-1 | 3-3 | 28-32 | Fleury-Lidnback | 18,656+ |
| 23 | 3/5 @ NJD | W, 5-2 | 10-12-1 | Thompson, St. Louis, Killorn, Thompson, Crombeen | Killorn | 0-2 | 1-2 | 25-27 | Lindback-Hedberg | 15,229 |
| 24 | 3/7 vs. WPG | L, 2-1 | 10-13-1 | Stamkos | Little | 0-5 | 2-2 | 29-28 | Montoya-Lindback | 19,204+ |
| 25 | 3/9 vs. MTL | L, 4-3 | 10-14-1 | Stamkos, Salo, Malone (p) | Gallagher | 1-2 | 2-3 | 23-29 | Price-Desjardins | 19,204+ |
| 26 | 3/12 @ FLA | W, 3-2 | 11-14-1 | Lecavalier, St. Louis, Stamkos (p) | Stamkos | 1-2 | 4-4 | 13-39 | Lindback-Markstrom | 15,174 |
| 27 | 3/14 vs. NYI | L, 2-0 | 11-15-1 | | Tavares | 0-2 | 0-1 | 18-29 | Nabokov-Lindback | 19,204+ |
| 28 | 3/16 vs. CAR | W, 4-1 | 12-15-1 | Johnson, Palat, Thompson, Purcell | Palat | 0-1 | 2-2 | 26-22 | Garon-Peters | 19,204+ |
| 29 | 3/18 vs. PHI | W, 4-2 | 13-15-1 | Palat, Pyatt, Purcell, Stamkos | Purcell | 0-4 | 4-4 | 27-30 | Lindback-Bryzgalov | 19,204+ |
| 30 | 3/20 @ TOR | L, 4-2 | 13-16-1 | Gudas, Conacher | Bozak | 0-4 | 2-2 | 28-26 | Reimer-Garon | 19,433+ |
| 31 | 3/23 @ OTT | L, 5-3 | 13-17-1 | Johnson, Johnson, Purcell | Alfredsson | 0-4 | 1-2 | 32-32 | Lehner-Desjardins | 20,016+ |
| 32 | 3/24 @ WPG | L, 3-2 | 13-18-1 | Stamkos (p), Conacher | Enstrom | 1-5 | 2-3 | 25-24 | Pavelec-Desjardins | 15,004+ |
| 33 | 3/26 vs. BUF | W, 2-1 | 14-18-1 | Stamkos, St. Louis (p) | St. Louis | 1-5 | 4-4 | 25-14 | Garon-Miller | 19,204+ |
| 34 | 3/29 vs. NJD | W, 5-4** | 15-18-1 | Stamkos, Thompson, Stamkos, Killorn | Purcell (x) | 0-3 | 4-5 | 25-25 | Garon-Brodeur | 19,204+ |
| 35 | 4/2 vs. FLA | L, 3-2** | 15-18-2 | Pyatt, Killorn | Mueller (x) | 0-3 | 1-3 | 41-25 | Markstrom-Garon | 17,904 |
| 36 | 4/4 @ CAR | W, 5-0 | 16-18-2 | Purcell, Pyatt, Aulie, St. Louis, Pouliot | Purcell | 0-1 | 1-2 | 30-45 | Bishop-Ellis | 17,042 |
| 37 | 4/6 @ NYI | L, 4-2 | 16-19-2 | Panik, Carle | Martin | 0-3 | 1-1 | 21-28 | Nabokov-Bishop | 16,170 |
| 38 | 4/7 @ WSH | L, 4-2 | 16-20-2 | Lecavalier (p), Killorn | Ward | 1-2 | 2-2 | 30-38 | Neuvirth-Bishop | 18,506+ |
| 39 | 4/9 vs. OTT | W, 3-2 | 17-20-2 | Labrie, Lecavalier (p), Stamkos (p) | Stamkos | 2-7 | 3-4 | 24-33 | Bishop-Anderson | 17,323 |
| 40 | 4/11 vs. PIT | L, 6-3 | 17-21-2 | Purcell (p), Connolly (p) Purcell (p) | Malkin | 3-4 | 3-6 | 19-41 | Vokoun-Bishop | 19,204+ |
| 41 | 4/13 @ WSH | L, 6-5* | 17-21-3 | Panik, St. Louis, Panik, St. Louis, Purcell | Green (y) | 0-2 | 2-4 | 40-38 | Holtby-Garon | 18,506+ |
| 42 | 4/14 @ BUF | L, 3-1 | 17-21-3 | Pouliot | Hecht | 0-1 | 2-3 | 33-22 | Enroth-Garon | 18,991+ |
| 43 | 4/16 @ WPG | L, 4-3** | 17-22-3 | Panik (p), Lecavalier | Santorelli (x) | 0-1 | 2-3 | 27-36 | Pavelec-Bishop | 15,004+ |
| 44 | 4/18 @ MTL | L, 3-2 | 17-22-4 | Stamkos (p), St. Louis | Gionta | 1-2 | 5-6 | 34-35 | Price-Bishop | 21,273+ |
| 45 | 4/21 vs. CAR | L, 3-2 | 17-23-4 | Lecavalier, Pyatt, Malone Moore, Stamkos | Thlusty | 1-2 | 4-4 | 37-28 | Ellis-Lindback | 19,204+ |
| 46 | 4/24 vs. TOR | W, 5-2 | 18-24-4 | Stamkos, St. Louis, Gudas, St. Louis, St. Louis | Gudas | 0-2 | 2-2 | 26-28 | Bishop-Reimer | 18,826 |
| 47 | 4/25 @ BOS | L, 2-0 | 18-25-4 | | Seidenberg | 0-3 | 1-1 | 30-24 | Rask-Lindback | 17,565+ |
| 48 | 4/27 vs. FLA | L, 5-3 | 18-26-4 | Carle, Malone, St. Louis | Fleischmann | 0-2 | 1-1 | 31-32 | Markstrom-Lindback | 19,204+ |

* Overtime
** Shootout

+ Sellout
(p) Power Play Goal

(s) Shorthanded Goal
(x) Shootout Game-Winner

(y) Overtime Game-Winner
(EV-PS) Successful Penalty Shot



2011-2012 STATS

2011-2012 INDIVIDUAL SCORING
(38-36-8, 84 pts., 3rd Southeast Division)

PLAYERS

| POS | # | PLAYER | GP | G | A | P | +/- | PIM | PP | SH | GW | OT | S | S% | TOI/G |
|-----|----|----------------------|----|----|----|----|-----|-----|----|----|----|----|-----|------|-------|
| C | 91 | Steven Stamkos | 82 | 60 | 37 | 97 | 7 | 66 | 12 | 0 | 12 | 5 | 303 | 19.8 | 22:01 |
| R | 26 | Martin St. Louis | 77 | 25 | 49 | 74 | -3 | 16 | 4 | 0 | 3 | 1 | 185 | 13.5 | 22:37 |
| R | 16 | Teddy Purcell | 81 | 24 | 41 | 65 | 9 | 16 | 8 | 0 | 3 | 1 | 152 | 15.8 | 16:07 |
| C | 4 | Vincent Lecavalier | 64 | 22 | 27 | 49 | -2 | 50 | 5 | 0 | 5 | 1 | 182 | 12.1 | 18:55 |
| L | 12 | Ryan Malone | 68 | 20 | 28 | 48 | -11 | 82 | 5 | 1 | 2 | 1 | 144 | 13.9 | 17:41 |
| D | 47 | Marc-Andre Bergeron | 43 | 4 | 20 | 24 | 6 | 20 | 1 | 0 | 0 | 0 | 80 | 5 | 19:21 |
| D | 77 | Victor Hedman | 61 | 5 | 18 | 23 | -9 | 65 | 0 | 0 | 0 | 0 | 82 | 6.1 | 23:05 |
| D | 2 | Eric Brewer | 82 | 1 | 20 | 21 | -5 | 49 | 0 | 0 | 0 | 0 | 83 | 1.2 | 23:16 |
| C | 11 | Tom Pyatt | 74 | 12 | 7 | 19 | -19 | 8 | 1 | 0 | 1 | 0 | 95 | 12.6 | 14:47 |
| D | 15 | Brian Lee | 55 | 1 | 15 | 16 | -8 | 35 | 0 | 0 | 0 | 0 | 32 | 3.1 | 15:32 |
| C | 44 | Nate Thompson | 68 | 9 | 6 | 15 | -23 | 21 | 0 | 0 | 1 | 0 | 85 | 10.6 | 14:49 |
| R | 14 | Brett Connolly | 68 | 4 | 11 | 15 | -9 | 30 | 1 | 0 | 2 | 1 | 94 | 4.3 | 11:28 |
| D | 7 | Brett Clark | 82 | 2 | 13 | 15 | -26 | 20 | 0 | 0 | 0 | 0 | 61 | 3.3 | 18:22 |
| D | 27 | Bruno Gervais | 50 | 6 | 7 | 13 | -4 | 8 | 1 | 0 | 0 | 0 | 57 | 10.5 | 14:16 |
| R | 22 | Ryan Shannon | 45 | 4 | 8 | 12 | -11 | 10 | 1 | 0 | 0 | 0 | 46 | 8.7 | 12:01 |
| R | 34 | JT Wyman | 40 | 2 | 9 | 11 | 1 | 8 | 0 | 0 | 1 | 0 | 31 | 6.5 | 10:32 |
| R | 20 | Tim Wallace | 49 | 3 | 6 | 9 | -3 | 16 | 0 | 0 | 1 | 0 | 26 | 11.5 | 8:35 |
| R | 18 | Adam Hall | 57 | 2 | 5 | 7 | -11 | 17 | 0 | 0 | 1 | 0 | 63 | 3.2 | 11:51 |
| C | 24 | Trevor Smith | 16 | 2 | 3 | 5 | 2 | 4 | 0 | 0 | 0 | 0 | 17 | 11.8 | 12:27 |
| C | 42 | Dana Tyrell | 26 | 0 | 5 | 5 | -5 | 6 | 0 | 0 | 0 | 0 | 23 | 0 | 10:30 |
| D | 29 | Brendan Mikkelsen | 41 | 1 | 2 | 3 | -4 | 13 | 0 | 0 | 0 | 0 | 45 | 2.2 | 14:24 |
| D | 3 | Keith Aulie | 36 | 0 | 3 | 3 | -7 | 29 | 0 | 0 | 0 | 0 | 18 | 0 | 13:26 |
| L | 76 | Pierre-Cedric Labrie | 14 | 0 | 2 | 2 | -2 | 15 | 0 | 0 | 0 | 0 | 5 | 0 | 5:54 |
| D | 23 | Mike Commodore | 30 | 0 | 2 | 2 | 7 | 38 | 0 | 0 | 0 | 0 | 23 | 0 | 12:36 |
| L | 59 | Mike Angelidis | 6 | 1 | 0 | 1 | -1 | 5 | 0 | 0 | 0 | 0 | 8 | 12.5 | 6:29 |
| R | 19 | J.T. Brown | 5 | 0 | 1 | 1 | 2 | 0 | 0 | 0 | 0 | 0 | 13 | 0 | 13:51 |
| C | 21 | Mattias Ritola | 5 | 0 | 0 | 0 | -2 | 6 | 0 | 0 | 0 | 0 | 14 | 0 | 10:50 |
| D | 43 | Evan Oberg | 3 | 0 | 0 | 0 | 2 | 0 | 0 | 0 | 0 | 0 | 3 | 0 | 9:50 |
| R | 21 | Brandon Segal | 10 | 0 | 0 | 0 | -2 | 4 | 0 | 0 | 0 | 0 | 8 | 0 | 6:35 |

GOALTENDERS

| # | PLAYER | GP | TOI | GAA | W | L | OTL | SA | GA | SV | SV% | SO | G | A | PIM |
|----|-----------------|----|----------|------|----|----|-----|------|-----|------|-------|----|---|---|-----|
| 32 | Mathieu Garon | 48 | 2,483:45 | 2.85 | 23 | 16 | 4 | 1191 | 118 | 1073 | 0.901 | 1 | 0 | 2 | 0 |
| 35 | Sebastien Caron | 3 | 134:40 | 3.11 | 1 | 1 | 0 | 57 | 7 | 50 | 0.877 | 0 | 0 | 0 | 0 |
| 40 | Dustin Tokarski | 5 | 243:35 | 3.44 | 1 | 3 | 1 | 116 | 14 | 102 | 0.879 | 0 | 0 | 1 | 2 |
| 30 | Dwayne Roloson | 40 | 2,098:31 | 3.66 | 13 | 16 | 3 | 1126 | 128 | 998 | 0.886 | 1 | 0 | 0 | 6 |

TRADED PLAYERS

| POS | # | PLAYER | GP | G | A | P | +/- | PIM | PP | SH | GW | OT | S | S% | TOI/G |
|-----|----|---------------|----|----|----|----|-----|-----|----|----|----|----|----|------|-------|
| R | 9 | Steve Downie | 55 | 12 | 16 | 28 | -15 | 121 | 2 | 0 | 1 | 0 | 99 | 12.1 | 15:30 |
| D | 97 | Matt Gilroy | 53 | 2 | 15 | 17 | 2 | 16 | 0 | 0 | 0 | 0 | 60 | 3.3 | 17:36 |
| C | 49 | Blair Jones | 22 | 2 | 2 | 4 | -3 | 10 | 0 | 0 | 0 | 0 | 21 | 9.5 | 8:26 |
| D | 13 | Pavel Kubina | 52 | 3 | 8 | 11 | 1 | 59 | 0 | 0 | 1 | 0 | 56 | 5.4 | 19:54 |
| C | 19 | Dominic Moore | 56 | 4 | 15 | 19 | -10 | 48 | 0 | 1 | 1 | 0 | 74 | 5.4 | 16:16 |

2011-2012 GAME-BY-GAME RESULTS

| # | OPPONENT | RESULT | RECORD | SCORERS | W GOAL | PP | PK | SF-SA | W-L-GLTNR | ATTEND. |
|----|---------------|----------|---------|---|---------------|-----|-----|-------|--------------------|---------|
| 1 | 10/7 @ CAR | W, 5-1 | 1-0-0 | St. Louis, Lecavalier (p), Downie (p), Hall, Malone | Lecavalier | 2-6 | 5-5 | 34-33 | Roloson-Ward | 18,680+ |
| 2 | 10/8 @ BOS | L, 4-1 | 1-1-0 | St. Louis | Paille | 0-5 | 5-5 | 26-42 | Thomas-Garon | 17,565+ |
| 3 | 10/10 @ WSH | L, 6-5** | 1-1-1 | Purcell, Gervais, Moore, Thompson, Clark | Hendricks (x) | 0-4 | 7-7 | 28-43 | Vokoun-Roloson | 18,506+ |
| 4 | 10/13 @ NYI | L, 5-1 | 1-2-1 | Stamkos | Moulson | 0-3 | 4-4 | 35-34 | Montoya-Roloson | 9,759 |
| 5 | 10/15 @ FLA | L, 3-2** | 1-2-2 | Bergeron, Bergeron | Goc (x) | 0-2 | 4-6 | 30-38 | Theodore-Garon | 18,352+ |
| 6 | 10/17 vs. FLA | L, 7-4 | 1-3-2 | Purcell (p), Hedman, Lecavalier, Stamkos | Versteeg | 1-3 | 4-9 | 39-33 | Theodore-Roloson | 19,204+ |
| 7 | 10/20 vs. NYI | W, 4-1 | 2-3-2 | Malone (p), Lecavalier, Stamkos, Clark | Lecavalier | 1-3 | 2-2 | 30-17 | Garon-Montoya | 18,181 |
| 8 | 10/22 vs. BUF | W, 3-0 | 3-3-2 | Kubina, St. Louis, Hedman | Kubina | 0-1 | 3-3 | 26-21 | Garon-Miller | 19,204+ |
| 9 | 10/25 @ BUF | W, 4-3 | 4-3-2 | Lecavalier, Thompson, Stamkos, Malone | Malone | 0-3 | 3-3 | 23-39 | Garon-Miller | 18,690+ |
| 10 | 10/27 @ NSH | L, 5-3 | 4-4-2 | Stamkos, Purcell (p), Stamkos | Spaling | 1-2 | 3-3 | 32-27 | Rinne-Garon | 16,619 |
| 11 | 10/29 vs. WPG | W, 1-0 | 5-4-2 | Lecavalier (p) | Lecavalier | 1-4 | 2-2 | 27-28 | Roloson-Pavelec | 19,204+ |
| 12 | 11/1 @ CAR | L, 4-2 | 5-5-2 | Purcell, Connolly | Skinner | 0-2 | 1-2 | 30-31 | Ward-Roloson | 13,374 |
| 13 | 11/4 vs. CHI | W, 5-4* | 6-5-2 | Stamkos, Connolly, Stamkos, Stamkos (p), Lecavalier (y) | Lecavalier | 1-1 | 1-2 | 32-32 | Roloson-Emery | 19,204+ |
| 14 | 11/6 @ FLA | W, 4-3** | 7-5-2 | Malone (p), Stamkos, Purcell | Moore (x) | 1-3 | 1-2 | 37-41 | Roloson-Theodore | 15,066 |
| 15 | 11/9 vs. PHI | W, 2-1* | 8-5-2 | Bergeron (p), Connolly (y) | Connolly | 1-7 | 4-5 | 24-15 | Roloson-Bryzgalov | 19,204 |
| 16 | 11/12 @ STL | L, 3-0 | 8-6-2 | Russell | Russell | 0-5 | 3-3 | 19-24 | Elliott-Garon | 19,150+ |
| 17 | 11/14 @ WPG | L, 5-2 | 8-7-2 | St. Louis, Stamkos | Flood | 0-6 | 1-2 | 32-39 | Pavelec-Roloson | 15,004+ |
| 18 | 11/17 vs. PIT | W, 4-1 | 9-7-2 | Lecavalier, Connolly (p), Downie (p), Lecavalier | Connolly | 2-6 | 7-7 | 18-34 | Roloson- Fleury | 18,509 |
| 19 | 11/19 vs. NJD | L, 4-2 | 9-8-2 | St. Louis, Shannon | Clarkson | 0-6 | 6-8 | 23-24 | Brodeur-Roloson | 18,894 |
| 20 | 11/22 vs. TOR | L, 7-1 | 9-9-2 | Lecavalier (p) | Connolly | 1-5 | 2-4 | 28-26 | Gustavsson-Roloson | 19,204+ |
| 21 | 11/25 @ FLA | W, 2-1* | 10-9-2 | Lecavalier, Stamkos (p, y) | Stamkos | 1-2 | 4-4 | 31-24 | Garon-Theodore | 17,380+ |
| 22 | 11/26 vs. FLA | W, 5-1 | 11-9-2 | St. Louis, Pyatt, Stamkos, Malone, Stamkos | Pyatt | 0-2 | 6-6 | 34-25 | Garon-Markstrom | 17,841 |
| 23 | 11/28 @ MIN | L, 3-1 | 11-10-2 | Stamkos Bouchard | | 0-2 | 2-2 | 33-24 | Backstrom-Garon | 16,628 |
| 24 | 11/30 @ DET | L, 4-2 | 11-11-2 | St. Louis (p), Stamkos | Holmstrom | 1-4 | 4-5 | 23-35 | Howard-Roloson | 20,066+ |

| # | OPPONENT | RESULT | RECORD | SCORERS | W GOAL | PP | PK | SF-SA | W-L-GLTNR | ATTEND. |
|----|---------------|----------|---------|--|--------------|-----|-----|-------|--------------------|---------|
| 25 | 12/3 vs. NYR | L, 4-2 | 11-12-2 | Downie, Pyatt | Stepan | 0-1 | 2-2 | 26-36 | Lundqvist-Garon | 19,204+ |
| 26 | 12/5 @ OTT | L, 4-2 | 11-13-2 | Gervais, St. Louis | Foligno | 0-3 | 3-3 | 33-31 | Anderson-Roloson | 18,742 |
| 27 | 12/6 @ NYI | L, 5-1 | 11-14-2 | St. Louis | Martin | 0-3 | 3-5 | 24-34 | Montoya-Garon | 9,486 |
| 28 | 12/8 @ NYR | W, 3-2** | 12-14-2 | Malone, Moore (s) | Moore (x) | 0-4 | 5-6 | 31-30 | Garon-Lundqvist | 18,200+ |
| 29 | 12/10 @ PHI | L, 5-2 | 12-15-2 | Shannon, Lecavalier (p) | Simmonds | 1-4 | 3-5 | 19-32 | Bryzgalov-Garon | 19,772+ |
| 30 | 12/12 vs. NJD | L, 5-4 | 12-16-2 | Downie, Jones, Stamkos (p), Stamkos | Henrique | 1-5 | 2-3 | 36-22 | Hedberg-Garon | 17,341 |
| 31 | 12/15 vs. CGY | W, 5-4* | 13-16-2 | Purcell(p), Pyatt, Malone, Thompson, Stamkos (y) | Stamkos | 1-1 | 2-3 | 34-27 | Garon-Kiprusoff | 17,241 |
| 32 | 12/17 @ CLB | W, 3-2 | 14-16-2 | Bergeron, Brewer, Stamkos | Stamkos | 0-3 | 4-5 | 28-28 | Garon-Mason | 16,108 |
| 33 | 12/21 @ SJS | L, 7-2 | 14-17-2 | Moore, St. Louis | Desjardins | 0-5 | 2-4 | 24-43 | Niemi-Garon | 17,562+ |
| 34 | 12/23 @ COL | L, 2-1* | 14-17-3 | Kubina | Duchene | 0-3 | 3-3 | 30-29 | Guiguere-Garon | 16,165 |
| 35 | 12/27 vs. PHI | W, 5-1 | 15-17-3 | Gervais, Stamkos, Downie, Stamkos (p), Lecavalier | Stamkos | 1-4 | 4-4 | 16-32 | Garon-Bryzgalov | 19,204+ |
| 36 | 12/29 vs. MTL | W, 4-3 | 16-17-3 | Stamkos, Wyman, Bergeron, Lecavalier | Lecavalier | 0-3 | 2-3 | 22-34 | Garon-Price | 19,204+ |
| 37 | 12/31 vs. CAR | W, 5-2 | 17-17-3 | Stamkos, Stamkos, Stamkos (p), Purcell, Downie | Stamkos | 1-3 | 2-4 | 32-26 | Garon-Ward | 19,204+ |
| 38 | 1/3 @ TOR | L, 7-3 | 17-18-3 | Lecavalier, Stamkos, Kubina | Boyce | 0-5 | 4-6 | 24-42 | Gustavsson-Garon | 19,425+ |
| 39 | 1/5 @ OTT | L, 4-1 | 17-19-3 | Stamkos | Turris | 0-3 | 2-2 | 36-24 | Anderson-Roloson | 19,944+ |
| 40 | 1/7 @ MTL | L, 3-1 | 17-20-3 | Lecavalier | Pacioretty | 0-1 | 1-2 | 24-28 | Price-Garon | 21,273+ |
| 41 | 1/10 vs. VAN | L, 5-4** | 17-19-4 | Stamkos, Lecavalier, Downie, Malone | Raymond (x) | 0-3 | 4-4 | 31-28 | Schneider-Roloson | 17,630 |
| 42 | 1/12 vs. CAR | L, 5-2 | 17-21-4 | Thompson, Purcell | Harrison | 0-2 | 1-1 | 36-32 | Ward-Garon | 16,553 |
| 43 | 1/13 @ WSH | L, 4-3 | 17-22-4 | Pyatt, Stamkos (p), Lecavalier | Brouwer | 1-5 | 2-4 | 31-20 | Vokoun-Roloson | 18,506+ |
| 44 | 1/15 vs. PIT | L, 6-3 | 17-23-4 | Gilroy, Malone (p), Purcell | Malkin | 1-1 | 3-5 | 20-44 | Fleury-Garon | 19,204+ |
| 45 | 1/17 vs. BOS | W, 5-3 | 18-23-4 | Lecavalier, Pyatt, Malone, Moore, Stamkos | Moore | 0-4 | 3-3 | 31-29 | Garon-Thomas | 19,204+ |
| 46 | 1/20 @ DAL | W, 2-1 | 19-23-4 | Purcell, Purcell | Purcell | 0-3 | 4-4 | 22-28 | Garon-Lehtonen | 14,836 |
| 47 | 1/21 @ PHX | W, 4-3 | 20-23-4 | Stamkos, Purcell, St. Louis, Downie | Downie | 0-2 | 3-4 | 21-36 | Roloson-Smith | 12,714 |
| 48 | 1/24 vs. CLB | W, 4-2 | 21-23-4 | Angelidis, Lecavalier (p), St. Louis, Thompson | St. Louis | 1-4 | 2-2 | 31-24 | Garon-Sanford | 16,859 |
| 49 | 1/31 vs. WSH | W, 4-3* | 22-23-4 | Purcell, St. Louis, Thompson, Stamkos (y) | Stamkos | 0-1 | 3-3 | 31-30 | Garon-Vokoun | 17,754 |
| 50 | 2/2 vs. WPG | L, 2-1* | 22-23-5 | Hedman | Wellwood | 0-2 | 2-2 | 31-24 | Pavelec-Garon | 16,923 |
| 51 | 2/4 vs. FLA | W, 6-3 | 23-23-5 | Thompson, Lecavalier, St. Louis, Stamkos, St. Louis, St. Louis (p) | Stamkos | 1-3 | 3-3 | 34-20 | Garon-Clemmensen | 19,204+ |
| 52 | 2/7 vs. LAK | L, 3-1 | 23-24-5 | Stamkos | Clifford | 0-3 | 2-2 | 25-20 | Quick-Roloson | 16,489 |
| 53 | 2/9 @ NYR | L, 4-3* | 23-24-6 | Stamkos, Lecavalier, Gervais (p) | Richards | 1-2 | 2-3 | 17-31 | Biron-Garon | 18,200+ |
| 54 | 2/11 @ BUF | W, 2-1 | 24-24-6 | Downie, Stamkos | Stamkos | 0-3 | 1-1 | 28-27 | Garon-Miller | 18,690+ |
| 55 | 2/12 @ PIT | L, 4-2 | 24-25-6 | Downie, Downie | Letang | 0-2 | 3-4 | 23-41 | Johnson-Garon | 18,506+ |
| 56 | 2/14 vs. OTT | L, 4-0 | 24-26-6 | Stamkos, Purcell (p), Downie, Stamkos, St. Louis, St. Louis (y) | Karlsson | 0-2 | 1-2 | 28-27 | Anderson-Garon | 17,488 |
| 57 | 2/16 vs. SJS | W, 6-5* | 25-26-6 | Stamkos, Purcell (p), Downie, Stamkos, St. Louis, St. Louis (y) | St. Louis | 1-1 | 2-3 | 25-50 | Roloson-Niemi | 16,819 |
| 58 | 2/18 vs. WSH | W, 2-1 | 26-26-6 | Pyatt, Stamkos | Stamkos | 0-5 | 2-2 | 23-24 | Garon-Vokoun | 19,204+ |
| 59 | 2/21 vs. ANA | W, 3-2 | 27-26-6 | Stamkos (p), Stamkos, Purcell | Purcell | 1-2 | 2-2 | 16-30 | Garon-Hiller | 18,309 |
| 60 | 2/23 @ WPG | L, 4-3 | 27-27-6 | Stamkos (p), Purcell, St. Louis (p) | Byfuglien | 2-5 | 1-3 | 25-34 | Pavelec-Garon | 15,004+ |
| 61 | 2/25 @ PIT | L, 8-1 | 27-28-6 | Purcell (p) | Cooke | 1-6 | 0-2 | 35-34 | Fleury-Roloson | 18,596+ |
| 62 | 2/26 @ NJD | W, 4-3 | 28-28-6 | St. Louis, St. Louis (p), Gilroy, St. Louis | St. Louis | 1-3 | 3-4 | 16-22 | Garon-Brodeur | 15,981 |
| 63 | 2/28 vs. MTL | W, 2-1 | 29-28-6 | Stamkos, Hall | Hall | 0-3 | 3-3 | 22-24 | Garon-Price | 18,878 |
| 64 | 3/2 vs. NYR | W, 4-3* | 30-28-6 | Pyatt, Purcell, Stamkos, Malone (y) | Malone | 0-4 | 1-2 | 31-19 | Garon-Lundqvist | 19,204+ |
| 65 | 3/3 @ CAR | W, 4-3* | 31-28-6 | Wallace, Stamkos, Purcell (p), Stamkos (p, y) | Stamkos | 2-4 | 2-2 | 23-28 | Garon-Ward | 17,116 |
| 66 | 3/6 vs. OTT | L, 7-3 | 31-29-6 | Shannon, Wallace, Stamkos (p) | Karlsson | 1-3 | 1-3 | 28-35 | Bishop-Roloson | 18,967 |
| 67 | 3/8 @ WSH | L, 3-2* | 31-29-7 | Malone (p), Purcell (p) | Ovechkin | 2-3 | 2-2 | 26-32 | Vokoun-Tokarski | 18,566+ |
| 68 | 3/10 vs. CAR | L, 4-2 | 31-30-7 | Malone, Thompson | Skinner | 0-2 | 0-1 | 38-26 | Ward-Tokarski | 18,554 |
| 69 | 3/13 vs. BOS | W, 6-1 | 32-30-7 | Pyatt, Thompson, Shannon (p), Hedman, Stamkos, Stamkos | Thompson | 1-3 | 3-3 | 17-34 | Tokarski-Turco | 19,204+ |
| 70 | 3/15 vs. TOR | L, 3-1 | 32-31-7 | St. Louis | Crabb | 0-5 | 5-6 | 35-28 | Reimer-Tokarski | 19,204+ |
| 71 | 3/17 vs. STL | L, 3-1 | 32-32-7 | Mikkelsen | Schwartz | 0-3 | 1-2 | 23-21 | Halak-Roloson | 18,777 |
| 72 | 3/19 vs. BUF | L, 7-3 | 32-33-7 | Gervais, Smith, Malone | Tropp | 0-2 | 2-4 | 27-38 | Miller-Tokarski | 17,212 |
| 73 | 3/22 vs. EDM | W, 3-2** | 33-33-7 | Pyatt (p), Pyatt | Purcell (x) | 1-4 | 1-1 | 21-36 | Roloson-Khabibulin | 17,893 |
| 74 | 3/24 vs. NYI | W, 4-3 | 34-33-7 | Stamkos, Stamkos, Pyatt, Wallace | Wallace | 0-3 | 2-3 | 26-37 | Roloson-Montoya | 19,204+ |
| 75 | 3/26 @ PHI | W, 5-3 | 35-33-7 | Malone (s), Stamkos (p), St. Louis, Wyman, Pyatt | Wyman | 1-3 | 5-6 | 15-38 | Roloson-Bryzgalov | 19,590+ |
| 76 | 3/27 @ BOS | L, 5-2 | 35-34-7 | Stamkos, Stamkos (p) | Pouliot | 1-4 | 5-5 | 18-38 | Thomas-Roloson | 17,565+ |
| 77 | 3/29 @ NJD | L, 6-4 | 35-35-7 | Malone, Malone, Malone, Smith | Ponikarovsky | 0-3 | 3-4 | 20-38 | Brodeur-Roloson | 15,380+ |
| 78 | 3/31 vs. WPG | W, 3-2* | 36-35-7 | Malone, Malone (p), Stamkos (y) | Stamkos | 1-8 | 3-3 | 28-38 | Caron-Pavelec | 19,204+ |
| 79 | 4/2 vs. WSH | W, 4-2 | 37-35-7 | Purcell (p), Hedman, Stamkos, Stamkos | Stamkos | 1-4 | 2-2 | 27-33 | Roloson-Neuvirth | 19,204+ |
| 80 | 4/4 @ MTL | L, 5-2 | 37-36-7 | Lecavalier, Gervais | Cole | 0-3 | 3-4 | 16-25 | Budaj-Garon | 21,273+ |
| 81 | 4/5 @ TOR | L, 3-2* | 37-36-8 | St. Louis, Stamkos | Phaneuf (y) | 0-0 | 2-2 | 37-31 | Scrivens-Roloson | 19,369+ |
| 82 | 4/7 @ WPG | W, 4-3* | 38-36-8 | Purcell, Purcell, Stamkos, Purcell (y) | Purcell | 0-3 | 2-2 | 25-31 | Roloson-Pavelec | 15,004+ |

2010-2011 STATS

2010-2011 INDIVIDUAL SCORING
(46-25-11, 103 pts., 2nd Southeast Division)

PLAYERS

| POS | # | PLAYER | GP | G | A | P | +/- | PIM | PP | SH | GW | OT | S | S% | TOI/G |
|-----|----|---------------------|----|----|----|----|-----|-----|----|----|----|----|-----|------|-------|
| C | 91 | Steven Stamkos | 82 | 45 | 46 | 91 | 3 | 74 | 17 | 0 | 8 | 1 | 272 | 16.5 | 20:11 |
| L | 4 | Vincent Lecavalier | 65 | 25 | 29 | 54 | -5 | 43 | 12 | 0 | 5 | 2 | 210 | 11.9 | 18:27 |
| R | 16 | Teddy Purcell | 81 | 17 | 34 | 51 | 5 | 10 | 3 | 0 | 1 | 0 | 196 | 8.7 | 14:06 |
| L | 12 | Simon Gagne | 63 | 17 | 23 | 40 | -12 | 20 | 7 | 0 | 3 | 1 | 154 | 11.0 | 16:53 |
| L | 6 | Ryan Malone | 54 | 14 | 24 | 38 | -3 | 51 | 9 | 0 | 1 | 1 | 149 | 9.4 | 16:01 |
| C | 19 | Dominic Moore | 77 | 18 | 14 | 32 | -12 | 52 | 6 | 0 | 3 | 0 | 175 | 10.3 | 15:35 |
| R | 9 | Steve Downie | 57 | 10 | 22 | 32 | 8 | 171 | 2 | 0 | 1 | 0 | 83 | 12.0 | 14:31 |
| D | 7 | Brett Clark | 82 | 9 | 22 | 31 | 2 | 14 | 6 | 0 | 1 | 0 | 87 | 10.3 | 18:52 |
| L | 10 | Sean Bergenheim | 80 | 14 | 15 | 29 | 0 | 56 | 2 | 0 | 1 | 0 | 182 | 7.7 | 13:58 |
| D | 77 | Victor Hedman | 79 | 3 | 23 | 26 | 3 | 70 | 0 | 0 | 0 | 0 | 101 | 3.0 | 21:00 |
| C | 44 | Nate Thompson | 79 | 10 | 15 | 25 | -6 | 29 | 0 | 1 | 2 | 1 | 123 | 8.1 | 15:05 |
| D | 13 | Pavel Kubina | 79 | 4 | 19 | 23 | 2 | 62 | 1 | 0 | 2 | 0 | 78 | 5.1 | 19:13 |
| R | 18 | Adam Hall | 82 | 7 | 11 | 18 | -12 | 32 | 0 | 0 | 1 | 0 | 167 | 4.2 | 14:50 |
| C | 42 | Dana Tyrell | 78 | 6 | 9 | 15 | -5 | 12 | 0 | 0 | 1 | 0 | 73 | 8.2 | 12:03 |
| D | 8 | Randy Jones | 61 | 1 | 12 | 13 | -4 | 15 | 0 | 0 | 0 | 0 | 52 | 1.9 | 17:03 |
| D | 39 | Mike Lundin | 69 | 1 | 11 | 12 | -3 | 12 | 0 | 0 | 0 | 0 | 55 | 1.8 | 20:24 |
| C | 21 | Mattias Ritola | 31 | 4 | 4 | 8 | -5 | 11 | 0 | 0 | 2 | 0 | 42 | 9.5 | 10:03 |
| D | 47 | Marc-Andre Bergeron | 23 | 2 | 6 | 8 | -10 | 8 | 0 | 0 | 1 | 1 | 37 | 5.4 | 14:19 |
| D | 5 | Mattias Ohlund | 72 | 0 | 5 | 5 | -7 | 70 | 0 | 0 | 0 | 0 | 39 | 0.0 | 18:43 |
| C | 49 | Blair Jones | 18 | 1 | 2 | 3 | -2 | 2 | 0 | 0 | 0 | 0 | 20 | 5.0 | 8:00 |
| L | 24 | Johan Harju | 10 | 1 | 2 | 3 | -2 | 2 | 0 | 0 | 0 | 0 | 14 | 7.1 | 8:28 |
| D | 2 | Eric Brewer | 22 | 1 | 1 | 2 | 5 | 24 | 0 | 0 | 0 | 0 | 24 | 4.2 | 21:34 |
| D | 48 | Michael Vernace | 10 | 0 | 1 | 1 | -2 | 2 | 0 | 0 | 0 | 0 | 6 | 0.0 | 8:42 |
| D | 28 | Mathieu Roy | 4 | 0 | 0 | 0 | -2 | 2 | 0 | 0 | 0 | 0 | 1 | 0.0 | 4:43 |
| D | 32 | Matt Smaby | 32 | 0 | 0 | 0 | 2 | 17 | 0 | 0 | 0 | 0 | 9 | 0.0 | 6:59 |
| C | 43 | James Wright | 1 | 0 | 0 | 0 | -2 | 0 | 0 | 0 | 0 | 0 | 0 | 0.0 | 4:36 |
| C | 34 | Marc-Andre Pouliot | 3 | 0 | 0 | 0 | -2 | 0 | 0 | 0 | 0 | 0 | 2 | 0.0 | 10:46 |

GOALTENDERS

| # | PLAYER | GP | TOI | GAA | W | L | OTL | SA | GA | SV | SV% | SO | G | A | PIM |
|----|--------------------|----|----------|------|----|----|-----|-----|----|-----|------|----|---|---|-----|
| 35 | Dwayne Roloson | 34 | 1,992:35 | 2.56 | 18 | 12 | 4 | 967 | 85 | 882 | .912 | 4 | 0 | 1 | 6 |
| 41 | Mike Smith | 22 | 1,202:29 | 2.90 | 13 | 6 | 1 | 576 | 58 | 518 | .899 | 1 | 0 | 1 | 2 |
| 30 | Cedrick Desjardins | 2 | 120:19 | 1.00 | 2 | 0 | 0 | 63 | 2 | 61 | .968 | 0 | 0 | 0 | 0 |

TRADED GOALTENDERS

| # | PLAYER | GP | TOI | GAA | W | L | OTL | SA | GA | SV | SV% | SO | G | A | PIM |
|----|-----------|----|----------|------|----|---|-----|-----|----|-----|------|----|---|---|-----|
| 33 | Dan Ellis | 31 | 1,678:42 | 2.93 | 13 | 7 | 6 | 741 | 82 | 659 | .889 | 2 | 0 | 1 | 0 |

2010-2011 GAME-BY-GAME RESULTS

| # | OPPONENT | RESULT | RECORD | SCORERS | W GOAL | PP | PK | SF - SA | W - L GLTNR | ATTEND. |
|----|---------------|---------|--------|--|-----------|-----|-----|---------|-------------|---------|
| 1 | 10/9 vs. ATL | W, 5-3 | 1-0-0 | Downie (p), Moore, Lecavalier (p), Stamkos, Stamkos | Stamkos | 2-5 | 5-6 | 36-30 | 41-50 | 19,791+ |
| 2 | 10/13 @ MTL | W, 4-3* | 2-0-0 | Clark (p), St. Louis, Stamkos (p), Malone (y) | Malone | 2-6 | 3-3 | 48-27 | 41-31 | 21,273 |
| 3 | 10/14 @ PHI | W, 3-2 | 3-0-0 | Stamkos, Moore, Kubina | Kubina | 0-6 | 4-4 | 24-26 | 33-33 | 19,592 |
| 4 | 10/16 @ FLA | L, 0-6 | 3-1-0 | ----- | Stillman | 0-2 | 3-4 | 29-38 | 29-33 | 17,040 |
| 5 | 10/18 vs. DAL | W, 5-4 | 4-1-0 | Downie (p), Stamkos (p), Bergenheim, Moore (p), Moore (p) | Moore | 4-5 | 5-5 | 44-19 | 41-32 | 13,277 |
| 6 | 10/21 vs. NYI | L, 2-3* | 4-1-1 | Bergenheim, St. Louis | Moulson | 0-4 | 4-5 | 30-25 | 39-33 | 13,333 |
| 7 | 10/22 @ ATL | W, 5-2 | 5-1-1 | Clark (p), Lecavalier, Stamkos (p), Stamkos, Stamkos | Stamkos | 2-6 | 7-8 | 33-30 | 41-50 | 9,138 |
| 8 | 10/24 vs. NSH | L, 3-4 | 5-2-1 | Bergenheim, St. Louis, Hall | Wilson | 0-4 | 1-1 | 45-26 | 33-39 | 14,454 |
| 9 | 10/27 vs. PIT | W, 5-3 | 6-2-1 | Tyrell, Purcell, Lecavalier (p), St. Louis, St. Louis | St. Louis | 1-7 | 5-5 | 31-31 | 33-29 | 17,266 |
| 10 | 10/30 @ PHX | W, 3-0 | 7-2-1 | Ritola, Hall, Stamkos | Ritola | 0-1 | 2-2 | 23-23 | 33-30 | 8,171 |
| 11 | 11/3 @ ANA | L, 2-3* | 7-2-2 | B. Jones, Stamkos (p) | Getzlaf | 1-4 | 4-5 | 34-30 | 1-33 | 13,034 |
| 12 | 11/4 @ LAK | L, 0-1 | 7-3-2 | ----- | Williams | 0-3 | 4-4 | 24-26 | 32-41 | 18,118 |
| 13 | 11/6 @ SJS | L, 2-5 | 7-4-2 | St. Louis, Stamkos (p) | Heatley | 1-4 | 6-7 | 35-39 | 30-41 | 17,562 |
| 14 | 11/9 vs. TOR | W, 4-0 | 8-4-2 | Stamkos (p), Thompson, Stamkos, Moore | Stamkos | 1-2 | 5-5 | 25-28 | 33-35 | 16,791 |
| 15 | 11/11 @ WAS | L, 3-6 | 8-5-2 | Purcell, Malone (p), Stamkos | Semin | 1-4 | 0-1 | 41-26 | 30-33 | 18,398 |
| 16 | 11/12 @ PIT | L, 1-5 | 8-6-2 | Stamkos (p) | Gligoski | 1-8 | 4-4 | 16-20 | 29-41 | 18,275 |
| 17 | 11/14 vs. MIN | L, 1-4 | 8-7-2 | St. Louis (p) | Madden | 1-3 | 1-3 | 38-18 | 32-33 | 14,868 |
| 18 | 11/17 @ NYI | W, 4-2 | 9-7-2 | Stamkos (p), Clark (p), St. Louis, Thompson | St. Louis | 2-4 | 4-4 | 40-36 | 33-30 | 8,025 |
| 19 | 11/18 @ PHI | W, 8-7 | 10-7-2 | Stamkos (p), Hall, Malone (p), Clark, Stamkos, Downie, Stamkos (p), Thompson | Thompson | 3-9 | 4-4 | 33-32 | 41-33 | 19,672 |
| 20 | 11/20 @ BUF | W, 2-1 | 11-7-2 | Purcell, Hall | Hall | 0-3 | 2-2 | 22-30 | 41-40 | 17,833 |
| 21 | 11/22 vs. BOS | W, 3-1 | 12-7-2 | Tyrell, Stamkos, Purcell | Stamkos | 0-3 | 2-2 | 36-27 | 41-40 | 16,241 |

| # | OPPONENT | RESULT | RECORD | SCORERS | W GOAL | PP | PK | SF - SA | W - L GLTNR | ATTEND. |
|----|-------------------|----------|-----------------|--|----------------------|-----|-----|---------|-------------------------|---------|
| 22 | 11/24 vs. NYI | W, 5-3 | 13-7-2 | Malone (p), Malone (p), Stamkos, Clark (p), Hedman | Clark | 3-6 | 3-4 | 34-20 | 41-30 | 17,806 |
| 23 | 11/26 @ WAS | L, 0-6 | 13-8-2 | ----- | Carlson | 0-5 | 2-4 | 17-29 | 1-41 | 18,398 |
| 24 | 11/27 vs. FLA | L, 3-4** | 13-8-3 | Purcell (p), Tyrell, Bergenheim | Weiss | 1-7 | 4-4 | 37-27 | 29-33 | 15,854 |
| 25 | 11/30 @ TOR | W, 4-3* | 14-8-3 | Malone (p), St. Louis, St. Louis, Gagne (y) | Gagne | 1-5 | 3-4 | 39-25 | 33-50 | 19,063 |
| 26 | 12/2 @ BOS | L, 1-8 | 14-9-3 | Hedman | Seidenberg | 0-1 | 3-4 | 38-32 | 30-41 | 17,565 |
| 27 | 12/4 vs. COL | W, 6-5 | 15-9-3 | Thompson, St. Louis, Ritola, Gagne (p), Malone (p), Bergenheim | Bergenheim | 2-6 | 3-4 | 39-24 | 33-31 | 18,212 |
| 28 | 12/7 @ CGY | L, 2-4 | 15-10-3 | Harju, Malone | Bourque | 0-2 | 3-4 | 24-19 | 34-33 | 19,289 |
| 29 | 12/10 @ EDM | L, 3-4** | 15-10-4 | Jones, Malone (p), Stamkos | Eberle | 1-5 | 1-3 | 41-23 | 35-33 | 16,839 |
| 30 | 12/11 @ VAN | W, 5-4* | 16-10-4 | Thompson, Clark (p), Stamkos, Purcell, Stamkos (p, y) | Stamkos | 2-3 | 2-4 | 23-27 | 33-35 | 18,860 |
| 31 | 12/15 vs. ATL | W, 2-1** | 17-10-4 | Bergenheim, Hedman (x) | Hedman | 0-2 | 5-5 | 31-28 | 41-31 | 14,441 |
| 32 | 12/18 vs. BUF | W, 3-1 | 18-10-4 | Gagne (p), Stamkos, St. Louis | Stamkos | 1-4 | 5-5 | 37-23 | 41-30 | 17,141 |
| 33 | 12/20 vs. CAR | W, 5-1 | 19-10-4 | Moore, St. Louis, Clark, Stamkos (p), Bergenheim (p) | St. Louis | 2-3 | 4-5 | 34-22 | 33-60 | 17,210 |
| 34 | 12/22 @ NYI | L, 1-2* | 19-10-5 | Malone (p) | Tavares | 1-6 | 2-2 | 35-28 | 30-33 | 7,324 |
| 35 | 12/23 @ NYR | W, 4-3** | 20-10-5 | St. Louis, Stamkos, Lecavalier, Malone (x) | Malone | 0-1 | 1-1 | 24-37 | 33-30 | 18,200 |
| 36 | 12/26 @ ATL | W, 3-2* | 21-10-5 | Stamkos, Lecavalier, Lecavalier (p, y) | Lecavalier | 1-6 | 2-2 | 34-28 | 33-31 | 14,610 |
| 37 | 12/28 vs. BOS | L, 3-4 | 21-11-5 | Stamkos (p), Lecavalier, St. Louis | Recci | 1-5 | 4-6 | 34-29 | 30-33 | 20,204* |
| 38 | 12/30 vs. MTL | W, 4-1 | 22-11-5 | St. Louis (p), Kubina, Stamkos (EV-PS), Stamkos | Kubina | 1-6 | 5-5 | 23-28 | 30-31 | 20,191+ |
| 39 | 1/1 vs. NYR | W, 2-1* | 23-11-5 | Tyrell, Thompson (y) | Thompson | 0-3 | 2-2 | 33-35 | 30-30 | 18,242 |
| 40 | 1/4 @ WAS | W, 1-0* | 24-11-5 | St. Louis (y) | St. Louis | 0-3 | 3-3 | 38-34 | 35-1 | 18,398 |
| 41 | 1/5 @ PIT | L, 1-8 | 24-12-5 | Hall | Conner | 0-2 | 2-4 | 32-41 | 29-35 | 18,261 |
| 42 | 1/8 @ OTT | W, 2-1 | 25-12-5 | Hall, St. Louis | St. Louis | 0-5 | 3-3 | 27-32 | 35-30 | 19,698 |
| 43 | 1/9 @ NJD | L, 3-6 | 25-13-5 | Purcell, Malone (p), Moore | Zubrus | 1-4 | 3-4 | 36-26 | 30-33 | 16,197 |
| 44 | 1/12 vs. WSH | W, 3-0 | 26-13-5 | Moore, Bergenheim, Gagne | Moore | 0-6 | 2-2 | 38-23 | 35-1 | 18,135 |
| 45 | 1/14 vs. NJD | L, 2-5 | 26-14-5 | Stamkos (p), St. Louis | Elias | 1-3 | 1-1 | 32-25 | 30-35 | 18,736 |
| 46 | 1/15 @ CAR | L, 4-6 | 26-15-5 | Stamkos, Lecavalier, Gagne, Gagne | Staal | 0-5 | 2-6 | 34-31 | 30-35 | 18,680 |
| 47 | 1/18 vs. CBJ | W, 3-2** | 27-15-5 | Stamkos, Stamkos (p), Malone (x) | Malone | 1-4 | 4-4 | 22-30 | 35-32 | 13,291 |
| 48 | 1/20 @ ATL | W, 3-2** | 28-15-5 | Stamkos, Stamkos, Moore (x) | Moore | 0-2 | 1-2 | 31-29 | 35-31 | 12,314 |
| 49 | 1/21 @ FLA | W, 2-1** | 29-15-5 | Downie, Moore (x) | Moore | 0-1 | 7-7 | 21-30 | 33-29 | 17,328 |
| 50 | 1/23 vs. ATL | W, 7-1 | 30-15-5 | Thompson (s), Tyrell, Stamkos, St. Louis, Gagne, Kubina, Gagne (p) | Tyrell | 1-2 | 2-2 | 39-22 | 35-31 | 13,916 |
| 51 | 1/25 vs. TOR | W, 2-0 | 31-15-5 | Gagne, Purcell (p) | Gagne | 1-5 | 2-2 | 31-26 | 35-34 | 14,335 |
| 52 | 2/1 vs. PHI | W, 4-0 | 32-15-5 | Purcell, Purcell, Downie, Stamkos | Purcell | 0-2 | 4-4 | 22-38 | 35-35 | 16,635 |
| 53 | 2/4 vs. WSH | L, 2-5 | 32-16-5 | Purcell, Clark (p) | Ovechkin | 1-4 | 3-4 | 25-36 | 1-35 | 20,216* |
| 54 | 2/6 vs. STL | W, 4-3* | 33-16-5 | Stamkos, Moore, Downie, Lecavalier (p, y) | Lecavalier | 1-5 | 3-4 | 40-32 | 33-29 | 14,896 |
| 55 | 2/8 vs. BUF | L, 4-7 | 33-17-5 | Bergenheim, Lecavalier, Bergenheim, Lecavalier (p) | Vanek | 1-5 | 4-5 | 34-28 | 30-35 | 14,444 |
| 56 | 2/12 vs. CAR | W, 4-3* | 34-17-5 | Downie, Lecavalier (p), Bergenheim, Bergeron (y) | Bergeron | 1-5 | 6-7 | 41-34 | 35-30 | 19,910+ |
| 57 | 2/15 vs. PHI | L, 3-4** | 34-17-6 | Moore, Lecavalier (p), Purcell | Timonen | 1-4 | 2-3 | 27-29 | 33-35 | 16,950 |
| 58 | 2/17 vs. DET | L, 2-6 | 34-18-6 | Hedman, Downie | Kronwall | 0-5 | 1-3 | 40-31 | 35-35 | 20,849* |
| 59 | 2/19 vs. FLA | L, 2-3** | 34-18-7 | Bergeron, Bergenheim | Santorelli | 0-6 | 1-3 | 36-26 | 30-33 | 18,710 |
| 60 | 2/23 vs. PHX | W, 8-3 | 35-18-7 | Purcell, St. Louis, St. Louis (p), Stamkos (p), Lecavalier (p), Purcell, Purcell, Hall | Stamkos | 3-4 | 2-2 | 39-28 | 35-1 | 15,104 |
| 61 | 2/25 vs. NJD | W, 2-1 | 36-18-7 | St. Louis, Gagne | Gagne | 0-2 | 1-1 | 30-20 | 35-1 | 19,563 |
| 62 | 2/27 @ NYR | W, 2-1 | 37-18-7 | St. Louis, Lecavalier (p) | Lecavalier | 1-6 | 4-4 | 19-23 | 35-30 | 18,200 |
| 63 | 3/2 @ NJD | L, 1-2 | 37-19-7 | Moore (p) | Kovalchuk | 1-2 | 2-2 | 16-27 | 30-35 | 12,857 |
| 64 | 3/3 @ BOS | L, 1-2 | 37-20-7 | Brewer | Lucic | 0-4 | 3-3 | 28-28 | 30-41 | 17,565 |
| 65 | 3/5 vs. MTL | L, 2-4 | 37-21-7 | Moore (p), Lecavalier | Paciorretty | 1-6 | 1-3 | 45-23 | 31-35 | 20,274* |
| 66 | 3/7 vs. WSH | L, 1-2** | 37-21-8 | Bergenheim (p) | Ovechkin | 1-4 | 3-3 | 28-30 | 70-35 | 16,835 |
| 67 | 3/9 vs. CHI | W, 4-3** | 38-21-8 | Stamkos, St. Louis, Purcell, St. Louis (x) | St. Louis | 0-2 | 1-1 | 30-31 | 35-30 | 19,912* |
| 68 | 3/11 vs. OTT | L, 1-2 | 38-22-8 | St. Louis (p) | Butler | 1-5 | 5-6 | 35-22 | 31-35 | 18,777 |
| 69 | 3/12 @ FLA | L, 3-4* | 38-22-9 | Stamkos (p), Lecavalier (p), Gagne (p) | Garrison | 3-8 | 4-4 | 38-27 | 30-41 | 16,607 |
| 70 | 3/14 @ TOR | W, 6-2 | 39-22-9 | Thompson, Ritola, Ritola, Lecavalier, Moore, Lundin | Ritola | 0-0 | 3-3 | 36-32 | 35-34 | 19,410 |
| 71 | 3/17 @ MTL | L, 2-3** | 39-22-10 | Purcell (p), Gagne (p) | Cammalleri | 2-5 | 3-3 | 37-29 | 31-35 | 21,273 |
| 72 | 3/19 @ OTT | L, 2-3* | 39-22-11 | Lecavalier, Tyrell | Spezza | 0-3 | 2-2 | 37-34 | 31-35 | 18,813 |
| 73 | 3/22 vs. NYI | L, 2-5 | 39-23-11 | Thompson, Moore (p) | Martin | 1-7 | 2-3 | 38-28 | 35-35 | 17,400 |
| 74 | 3/23 vs. CAR | L, 3-4 | 39-24-11 | Gagne (p), Lecavalier, Gagne (p) | Staal | 2-5 | 4-6 | 21-39 | 30-35 | 16,656 |
| 75 | 3/26 @ CAR | W, 4-2 | 40-24-11 | St. Louis, Gagne, Moore (p), Gagne | Moore | 1-2 | 2-3 | 35-32 | 41-35 | 17,264 |
| 76 | 3/29 vs. OTT | W, 5-2 | 41-24-11 | St. Louis, Moore, St. Louis, Moore, Stamkos | St. Louis | 0-4 | 2-2 | 31-33 | 35-31 | 16,626 |
| 77 | 3/31 vs. PIT | W, 2-1 | 42-24-11 | Downie, St. Louis | St. Louis | 0-4 | 5-5 | 24-37 | 35-29 | 20,126* |
| 78 | 4/2 @ MIN | W, 3-1 | 43-24-11 | Malone, Downie, Bergenheim | Downie | 0-4 | 4-4 | 23-30 | 35-32 | 18,591 |
| 79 | 4/3 @ CHI | W, 2-0 | 44-24-11 | Lecavalier (p), Thompson | Lecavalier | 1-5 | 2-2 | 15-31 | 41-50 | 21,587 |
| 80 | 4/5 @ BUF | L, 2-4 | 44-25-11 | Malone, Lecavalier | Connolly | 0-2 | 2-3 | 25-24 | 1-35 | 18,690 |
| 81 | 4/8 vs. FLA | W, 4-2 | 45-25-11 | Lecavalier (p), Malone, Lecavalier (EV-PS), Kubina (p) | Lecavalier | 2-4 | 5-5 | 33-25 | 35-30 | 20,444* |
| 82 | 4/9 @ CAR | W, 6-2 | 46-25-11 | Moore, Lecavalier, Stamkos, Clark, Gagne, St. Louis | Stamkos | 0-1 | 6-7 | 35-44 | 41-30 | 17,805 |
| ** | Overtime Shootout | | | | | | | | | |
| + | | (p) | Sellout | (s) | Shorthanded Goal | | | (y) | Overtime Game-Winner | |
| | | | Power Play Goal | (x) | Shootout Game-Winner | | | (EV-PS) | Successful Penalty Shot | |

2009-2010 STATS

2009-2010 INDIVIDUAL SCORING (34-36-12, 80 pts., 4th Southeast Division)

PLAYERS

| POS | # | PLAYER | GP | G | A | P | +/- | PIM | PP | SH | GW | OT | S | S% | TOI/G |
|-----|----|--------------------|----|----|----|----|-----|-----|----|----|----|----|-----|------|-------|
| C | 91 | Steven Stamkos | 82 | 51 | 44 | 95 | -2 | 38 | 24 | 1 | 5 | 1 | 297 | 17.2 | 20:33 |
| R | 26 | Martin St. Louis | 82 | 29 | 65 | 94 | -8 | 12 | 7 | 1 | 7 | 2 | 242 | 12.0 | 21:48 |
| C | 4 | Vincent Lecavalier | 82 | 24 | 46 | 70 | -16 | 63 | 5 | 0 | 3 | 0 | 295 | 8.1 | 19:47 |
| L | 12 | Ryan Malone | 69 | 21 | 26 | 47 | -8 | 68 | 7 | 0 | 7 | 1 | 172 | 12.2 | 18:45 |
| R | 9 | Steve Downie | 79 | 22 | 24 | 46 | 14 | 208 | 7 | 0 | 1 | 0 | 116 | 19.0 | 14:42 |
| D | 6 | Kurtis Foster | 71 | 8 | 34 | 42 | -5 | 48 | 3 | 0 | 1 | 0 | 165 | 4.8 | 17:11 |
| L | 13 | Alex Tanguay | 80 | 10 | 27 | 37 | -2 | 32 | 3 | 0 | 2 | 0 | 91 | 11.0 | 15:47 |
| D | 77 | Victor Hedman | 74 | 4 | 16 | 20 | -3 | 79 | 0 | 0 | 0 | 0 | 90 | 4.4 | 20:50 |
| D | 14 | Andrej Meszaros | 81 | 6 | 11 | 17 | -14 | 50 | 2 | 0 | 1 | 1 | 145 | 4.1 | 20:10 |
| R | 27 | Brandon Bochenski | 48 | 4 | 9 | 13 | -1 | 2 | 1 | 0 | 0 | 0 | 43 | 9.3 | 12:16 |
| D | 39 | Mike Lundin | 29 | 3 | 10 | 13 | -4 | 18 | 0 | 0 | 0 | 0 | 42 | 7.1 | 21:56 |
| D | 5 | Mattias Ohlund | 67 | 0 | 13 | 13 | -8 | 59 | 0 | 0 | 0 | 0 | 71 | 0.0 | 22:49 |
| L | 19 | Stephane Veilleux | 77 | 3 | 6 | 9 | -14 | 48 | 0 | 0 | 0 | 0 | 94 | 3.2 | 12:17 |
| R | 16 | Teddy Purcell | 19 | 3 | 6 | 9 | -8 | 6 | 1 | 0 | 0 | 0 | 46 | 6.5 | 16:05 |
| C | 38 | Paul Szczechura | 52 | 5 | 2 | 7 | -15 | 18 | 1 | 0 | 1 | 0 | 83 | 6.0 | 13:05 |
| L | 17 | Todd Fedoruk | 50 | 3 | 3 | 6 | -12 | 54 | 0 | 0 | 0 | 0 | 22 | 13.6 | 7:31 |
| C | 28 | Zenon Konopka | 74 | 2 | 3 | 5 | -11 | 265 | 0 | 0 | 1 | 0 | 41 | 4.9 | 8:08 |
| D | 8 | Matt Walker | 66 | 2 | 3 | 5 | -11 | 90 | 0 | 0 | 0 | 0 | 54 | 3.7 | 16:09 |
| C | 43 | James Wright | 48 | 2 | 3 | 5 | -9 | 18 | 0 | 0 | 0 | 0 | 25 | 8.0 | 11:38 |
| C | 44 | Nate Thompson | 32 | 1 | 3 | 4 | -3 | 17 | 0 | 0 | 0 | 0 | 44 | 2.3 | 13:57 |
| D | 21 | David Hale | 39 | 0 | 4 | 4 | -2 | 25 | 0 | 0 | 0 | 0 | 25 | 0.0 | 14:03 |
| D | 54 | Paul Ranger | 8 | 1 | 1 | 2 | -2 | 6 | 0 | 0 | 0 | 0 | 11 | 9.1 | 20:19 |
| D | 32 | Matt Smaby | 33 | 0 | 2 | 2 | -4 | 27 | 0 | 0 | 0 | 0 | 17 | 0.0 | 13:28 |
| R | 37 | Mark Parrish | 16 | 0 | 2 | 2 | -5 | 4 | 0 | 0 | 0 | 0 | 10 | 0.0 | 15:10 |
| C | 49 | Blair Jones | 14 | 0 | 0 | 0 | -5 | 10 | 0 | 0 | 0 | 0 | 26 | 0.0 | 12:50 |
| D | 56 | Vladimir Mihalik | 4 | 0 | 0 | 0 | -4 | 2 | 0 | 0 | 0 | 0 | 1 | 0.0 | 11:32 |
| D | 58 | Scott Jackson | 1 | 0 | 0 | 0 | 0 | 0 | 0 | 0 | 0 | 0 | 0 | 0.0 | 13:44 |

TRADED PLAYERS

| POS | # | PLAYER | GP | G | A | P | +/- | PIM | PP | SH | GW | OT | S | S% | TOI/G |
|-----|----|----------------|----|---|---|----|-----|-----|----|----|----|----|----|------|-------|
| C | 11 | Jeff Halpern | 55 | 9 | 8 | 17 | -13 | 27 | 2 | 0 | 1 | 0 | 65 | 13.8 | 15:38 |
| D | 2 | Lukas Krajicek | 23 | 0 | 1 | 1 | -4 | 21 | 0 | 0 | 0 | 0 | 17 | 0.0 | 17:31 |
| L | 16 | Drew Miller | 14 | 0 | 0 | 0 | -3 | 2 | 0 | 0 | 0 | 0 | 10 | 0.0 | 12:13 |

GOALTENDERS

| # | PLAYER | GP | TOI | GAA | W | L | OTL | SA | GA | SV | SV% | SO | G | A | PIM |
|----|-------------------|----|---------|------|----|----|-----|------|-----|------|------|----|---|---|-----|
| 30 | Antero Niittymaki | 49 | 2657:11 | 2.87 | 21 | 18 | 5 | 1388 | 127 | 1261 | .909 | 1 | 0 | 1 | 0 |
| 41 | Mike Smith | 42 | 2272:33 | 3.09 | 13 | 18 | 7 | 1165 | 117 | 1048 | .900 | 2 | 0 | 0 | 14 |
| 40 | Dustin Tokarski | 2 | 44:21 | 4.09 | 0 | 0 | 0 | 16 | 3 | 13 | .813 | 0 | 0 | 0 | 0 |

2009-2010 GAME-BY-GAME RESULTS

| # | OPPONENT | RESULT | RECORD | SCORERS | W GOAL | PP | PK | SF-SA | W-L GLTNR | ATTEND. |
|----|---------------|-----------|--------|--|------------|-----|-----|-------|-----------|---------|
| 1 | 10/3 @ ATL | L, 3-6 | 0-1-0 | St. Louis, St. Louis (p), Meszaros | Peverley | 1-3 | 2-3 | 39-28 | 31-41 | 18,545 |
| 2 | 10/6 @ CAR | L, 1-2** | 0-1-1 | Malone (p) | Samsonov | 1-8 | 4-5 | 30-28 | 30-41 | 16,186 |
| 3 | 10/8 vs. NJD | L, 3-4*** | 0-1-2 | Stamkos, Stamkos (p), Fedoruk | Parise | 1-4 | 1-2 | 44-34 | 30-41 | 17,454 |
| 4 | 10/10 vs. CAR | W, 5-2 | 1-1-2 | Ranger, Malone, Malone, Downie (p), Malone | Malone | 1-6 | 3-5 | 39-26 | 30-30 | 14,212 |
| 5 | 10/12 vs. FLA | W, 3-2 | 2-1-2 | Stamkos (p), St. Louis (p), Malone | Malone | 2-6 | 4-5 | 31-33 | 30-29 | 14,126 |
| 6 | 10/15 @ OTT | L, 1-7 | 2-2-2 | Malone | Michalek | 0-6 | 5-6 | 17-35 | 33-41 | 17,732 |
| 7 | 10/17 @ PIT | L, 1-4 | 2-3-2 | Stamkos (p) | Gonchar | 1-7 | 6-7 | 23-33 | 29-30 | 17,132 |
| 8 | 10/22 vs. SJS | W, 5-2 | 3-3-2 | Wright, Malone, Stamkos, Meszaros, Stamkos | Malone | 0-1 | 2-3 | 25-34 | 41-20 | 13,343 |
| 9 | 10/24 vs. BUF | L, 2-3** | 3-3-3 | Lecavalier, Stamkos | Myers | 0-2 | 3-3 | 26-32 | 30-41 | 15,804 |
| 10 | 10/29 vs. OTT | W, 5-2 | 4-3-3 | Stamkos (p), Fedoruk, Malone, Stamkos (p), Tanguay | Malone | 2-6 | 3-3 | 27-23 | 41-30 | 13,213 |
| 11 | 10/31 vs. NJD | L, 1-2** | 4-3-4 | Stamkos | Clarkson | 0-3 | 4-4 | 19-38 | 30-30 | 12,154 |
| 12 | 11/2 @ PHI | L, 2-6 | 4-4-4 | Stamkos, Halpern | Carter | 0-2 | 2-4 | 28-31 | 29-41 | 18,667 |
| 13 | 11/3 @ TOR | W, 2-1* | 5-4-4 | Lecavalier, Malone (y) | Malone | 0-4 | 7-8 | 32-41 | 30-50 | 19,301 |
| 14 | 11/5 @ OTT | L, 2-3* | 5-4-5 | Tanguay (p), Stamkos (p) | Spezza | 2-7 | 4-6 | 20-29 | 33-30 | 17,511 |
| 15 | 11/7 @ MTL | W, 3-1 | 6-4-5 | Malone (p), Tanguay, Wright | Tanguay | 1-3 | 0-1 | 21-37 | 30-31 | 21,273 |
| 16 | 11/12 vs. MIN | W, 4-3** | 7-4-5 | Stamkos (s), Downie, Malone (p), Lecavalier (x) | Lecavalier | 1-4 | 3-4 | 22-34 | 30-32 | 14,530 |
| 17 | 11/14 vs. LAK | L, 1-2** | 7-4-6 | Malone | Kopitar | 0-5 | 3-4 | 29-30 | 32-30 | 16,612 |
| 18 | 11/16 @ PHX | W, 4-1 | 8-4-6 | Lecavalier, Tanguay (p), St. Louis, Lecavalier | Tanguay | 1-6 | 2-2 | 19-31 | 41-1 | 9,503 |

| | OPPONENT | RESULT | RECORD | SCORERS | W GOAL | PP | PK | SF - SA | W - L GLTNR | ATTEND. |
|----|---------------|----------|----------|--|----------------------|-----|-----|---------------------------------|-------------|---------|
| 19 | 11/19 @ ANA | L, 3-4* | 8-4-7 | Halpern, Stamkos, Malone (p) | Niedermayer | 1-4 | 4-7 | 24-27 | 1-41 | 14,555 |
| 20 | 11/21 @ CAR | L, 1-3 | 8-5-7 | St. Louis (p) | Jokinen | 1-4 | 4-5 | 21-27 | 34-41 | 13,224 |
| 21 | 11/22 @ ATL | W, 4-3* | 9-5-7 | Veilleux, Malone, Foster (p), Stamkos (y) | Stamkos | 1-5 | 3-3 | 40-31 | 30-31 | 13,342 |
| 22 | 11/25 vs. TOR | L, 3-4 | 9-6-7 | Meszaros (p), Lecavalier, Malone | Stajan | 1-3 | 3-3 | 31-35 | 50-30 | 15,333 |
| 23 | 11/27 vs. NYR | W, 5-1 | 10-6-7 | Stamkos, Foster (p), Downie (p),Szczechura, Foster | Foster | 2-2 | 2-2 | 31-27 | 41-30 | 17,608 |
| 24 | 11/28 @ DAL | L, 3-4* | 10-6-8 | Szczechura, Stamkos (p), Halpern | Wandell | 1-3 | 3-6 | 28-38 | 31-41 | 17,334 |
| 25 | 11/30 vs. COL | L, 0-3 | 10-7-8 | ----- | Duchene | 0-7 | 4-5 | 33-29 | 41-30 | 12,214 |
| 26 | 12/2 @ BOS | L, 1-4 | 10-8-8 | Halpern | Bergeron | 0-6 | 2-3 | 40-39 | 30-41 | 16,553 |
| 27 | 12/4 @ NJD | L, 2-3 | 10-9-8 | Lecavalier, Downie (p) | Langenbrunner | 1-4 | 2-4 | 24-19 | 30-30 | 15,336 |
| 28 | 12/5 vs. NYI | W, 4-0 | 11-9-8 | Malone, Downie (p), Halpern (p), Hedman | Malone | 2-3 | 6-6 | 25-30 | 41-30 | 13,577 |
| 29 | 12/7 vs. WSH | L, 0-3 | 11-10-8 | ----- | Ovechkin | 0-3 | 4-5 | 26-34 | 1-41 | 12,400 |
| 30 | 12/9 vs. EDM | L, 2-3 | 11-11-8 | St. Louis, Hedman | Stortini | 0-4 | 4-4 | 34-32 | 38-41 | 13,477 |
| 31 | 12/11 @ COL | L, 1-2** | 11-11-9 | Downie | Wolski | 0-1 | 3-3 | 22-34 | 41-30 | 12,188 |
| 32 | 12/13 @ CHI | L, 0-4 | 11-12-9 | ----- | Kane | 0-5 | 7-7 | 18-29 | 31-30 | 21,081 |
| 33 | 12/15 @ NSH | L, 4-7 | 11-13-9 | Stamkos, Lecavalier (p), Foster (p), Lecavalier | Jones | 2-4 | 2-2 | 34-27 | 35-41 | 15,084 |
| 34 | 12/17 @ DET | L, 0-3 | 11-14-9 | ----- | Miller | 0-5 | 2-2 | 30-22 | 35-41 | 19,474 |
| 35 | 12/18 @ STL | W, 6-3 | 12-14-9 | St. Louis, Stamkos, Foster Halpern, Halpern, Stamkos | Stamkos | 0-4 | 3-5 | 24-26 | 30-50 | 19,150 |
| 36 | 12/21 vs. NYI | W, 4-2 | 13-14-9 | Stamkos, Lecavalier, Malone (p), Malone (p) | Malone | 2-4 | 5-6 | 28-38 | 41-30 | 10,864 |
| 37 | 12/23 vs. PHI | L, 2-5 | 13-15-9 | Konopka, Hedman | Betts | 0-3 | 2-3 | 33-36 | 49-41 | 16,177 |
| 38 | 12/26 vs. ATL | W, 4-3 | 14-15-9 | Downie, Lundin, Tanguay, Malone | Tanguay | 0-1 | 3-3 | 34-27 | 41-31 | 15,437 |
| 39 | 12/28 vs. BOS | W, 2-1 | 15-15-9 | Tanguay, St. Louis (p) | St. Louis | 1-5 | 3-3 | 39-32 | 41-30 | 16,926 |
| 40 | 12/30 vs. MTL | L, 1-2* | 15-15-10 | Foster | Plekanev | 0-2 | 3-3 | 35-35 | 31-41 | 18,441+ |
| 41 | 1/2 vs. PIT | W, 3-1 | 16-15-10 | St. Louis, Konopka, Downie | Konopka | 0-4 | 4-4 | 37-26 | 41-29 | 20,109+ |
| 42 | 1/6 @ BUF | L, 3-5 | 16-16-10 | St. Louis, Hedman, Lecavalier | Stafford | 0-3 | 2-3 | 39-35 | 30-41 | 18,690 |
| 43 | 1/8 @ NJD | W, 4-2 | 17-16-10 | Downie (p), Bochenski (p), Stamkos, Stamkos | Stamkos | 2-5 | 4-4 | 14-35 | 41-30 | 15,129 |
| 44 | 1/9 @ PHI | L, 1-4 | 17-17-10 | St. Louis | Hartnell | 0-5 | 4-5 | 18-31 | 49-30 | 19,678 |
| 45 | 1/12 vs. WSH | W, 7-4 | 18-17-10 | Lecavalier, Stamkos (p), Stamkos (p), Veilleux, St. Louis (p), Foster, Halpern (p) | St. Louis | 4-7 | 2-4 | 36-36 | 30-60 | 13,891 |
| 46 | 1/14 vs. FLA | L, 2-3 | 18-18-10 | Halpern, Downie | Olesz | 0-1 | 2-2 | 30-29 | 29-30 | 13,516 |
| 47 | 1/16 @ FLA | L, 2-5 | 18-19-10 | Tanguay, Meszaros (p) | Allen | 1-4 | 1-3 | 49-23 | 29-30 | 15,971 |
| 48 | 1/18 @ CAR | W, 3-2 | 19-19-10 | Malone, Lecavalier (p), Downie | Downie | 1-2 | 4-4 | 32-22 | 30-30 | 16,031 |
| 49 | 1/19 @ NYR | L, 2-8 | 19-20-10 | Lecavalier, Tanguay (p) | Drury | 1-5 | 2-4 | 23-31 | 30-30 | 18,200 |
| 50 | 1/21 vs. TOR | W, 3-2* | 20-20-10 | Stamkos, Malone (p), St. Louis (p, y) | St. Louis | 2-7 | 4-6 | 32-22 | 30-50 | 13,691 |
| 51 | 1/23 vs. ATL | W, 2-1** | 21-20-10 | Stamkos (p), Halpern (x) | Halpern | 1-4 | 6-6 | 26-38 | 30-1 | 16,212 |
| 52 | 1/27 vs. MTL | W, 3-0 | 22-20-10 | St. Louis, Lecavalier, Stamkos (p) | St. Louis | 1-3 | 3-3 | 30-33 | 30-31 | 14,404 |
| 53 | 1/29 vs. ANA | L, 1-2** | 22-20-11 | St. Louis | Wisniewski | 0-2 | 1-2 | 31-32 | 1-30 | 15,230 |
| 54 | 1/31 @ WSH | L, 2-3 | 22-21-11 | St. Louis, Stamkos (p) | Ovechkin | 1-2 | 2-3 | 27-31 | 60-41 | 18,277 |
| 55 | 2/2 @ ATL | W, 2-1 | 23-21-11 | Veilleux, St. Louis | St. Louis | 0-3 | 3-3 | 24-27 | 30-31 | 11,390 |
| 56 | 2/4 vs. NYI | W, 5-2 | 24-21-11 | Stamkos (p), St. Louis, Lecavalier, Stamkos, Tanguay | Lecavalier | 1-3 | 4-4 | 31-36 | 30-30 | 13,891 |
| 57 | 2/6 vs. CGY | W, 2-1* | 25-21-11 | Stamkos, Meszaros (y) | Meszaros | 0-5 | 3-4 | 23-26 | 30-34 | 15,859 |
| 58 | 2/9 vs. VAN | W, 3-1 | 26-21-11 | Stamkos (p), St. Louis (s), St. Louis | St. Louis | 1-5 | 4-5 | 19-40 | 30-1 | 14,226 |
| 59 | 2/11 vs. BOS | L, 4-5 | 26-22-11 | St. Louis, St. Louis (p), Downie, Downie | Lucic | 1-5 | 2-3 | 35-36 | 40-41 | 15,826 |
| 60 | 2/13 @ NYI | L, 4-5 | 26-23-11 | Stamkos, Lundin, Thompson, Downie | Park | 0-5 | 4-4 | 42-33 | 43-30 | 12,337 |
| 61 | 2/14 @ NYR | L, 2-5 | 26-24-11 | Stamkos (p), Downie, | Christensen | 1-3 | 4-4 | 29-23 | 30-41 | 18,200 |
| 62 | 3/2 vs. PHI | L, 2-7 | 26-25-11 | Stamkos, Stamkos | Gagne | 0-7 | 6-9 | 38-34 | 49-30 | 17,812 |
| 63 | 3/4 @ WSH | L, 4-5 | 26-26-11 | Downie (p), Lecavalier (p), Lecavalier, Stamkos | S. Walker | 2-5 | 3-3 | 29-34 | 1-41 | 18,277 |
| 64 | 3/6 vs. ATL | W, 6-2 | 27-26-11 | St. Louis, Stamkos (p), Szczechura, Purcell (EV-PS), Lecavalier, Stamkos | Szczechura | 1-4 | 5-5 | 30-31 | 30-1 | 19,926 |
| 65 | 3/9 @ MTL | L, 3-5 | 27-27-11 | Stamkos (p), Walker, St. Louis | Darche | 1-4 | 1-2 | 31-28 | 41-30 | 21,273 |
| 66 | 3/11 @ TOR | L, 3-4* | 27-27-12 | Stamkos (p), Foster, Downie | Kessel | 1-2 | 2-2 | 33-38 | 35-41 | 19,910 |
| 67 | 3/12 @ WSH | W, 3-2 | 28-27-12 | Bochenski, Walker, Lecavalier | Lecavalier | 0-1 | 2-4 | 27-30 | 30-1 | 18,277 |
| 68 | 3/14 vs. PIT | L, 1-2 | 28-28-12 | Lecavalier | Gonchar | 0-3 | 4-5 | 22-39 | 29-30 | 20,230+ |
| 69 | 3/16 vs. PHX | L, 1-2 | 28-29-12 | Fedoruk | Lombardi | 0-4 | 3-3 | 28-28 | 30-30 | 14,517 |
| 70 | 3/18 vs. BUF | L, 2-6 | 28-30-12 | Downie, Lecavalier (p) | Pominville | 1-4 | 6-7 | 25-28 | 30-30 | 16,868 |
| 71 | 3/20 vs. WSH | L, 1-3 | 28-31-12 | Lecavalier | Ovechkin | 0-5 | 4-4 | 34-28 | 60-30 | 19,844 |
| 72 | 3/21 @ FLA | L, 2-5 | 28-32-12 | Downie, Stamkos (p) | Stillman | 1-2 | 4-5 | 31-40 | 30-41 | 14,831 |
| 73 | 3/23 vs. CAR | W, 3-2* | 29-32-12 | St. Louis, Downie (p), St. Louis (y) | St. Louis | 1-3 | 1-1 | 27-29 | 30-34 | 13,009 |
| 74 | 3/25 @ BOS | W, 5-3 | 30-32-12 | Stamkos, St. Louis, Szczechura, Stamkos (p), Szczechura (p) | Stamkos | 2-3 | 3-3 | 18-50 | 30-40 | 17,565 |
| 75 | 3/27 @ BUF | L, 1-7 | 30-33-12 | Downie | Roy | 0-2 | 1-4 | 23-26 | 40-30 | 18,690 |
| 76 | 3/30 @ CBJ | L, 2-3 | 30-34-12 | Lundin, Lecavalier (p) | Nash | 1-4 | 5-6 | 18-25 | 1-30 | 15,760 |
| 77 | 3/31 @ PIT | W, 2-0 | 31-34-12 | Stamkos (p), Downie | Stamkos | 1-4 | 4-4 | 17-27 | 41-29 | 17,132 |
| 78 | 4/2 vs. NYR | L, 0-5 | 31-35-12 | ----- | Prust | 0-4 | 2-3 | 30-22 | 30-41 | 17,909 |
| 79 | 4/6 vs. CAR | L, 5-8 | 31-36-12 | Stamkos, Bochenski, Purcell, Meszaros, Bochenski | Staal | 0-3 | 3-4 | 37-41 | 30-41 | 12,454 |
| 80 | 4/8 vs. OTT | W, 4-3** | 32-36-12 | St. Louis, Purcell (p), Stamkos (p), Purcell (x) | Purcell | 2-4 | 6-9 | 29-38 | 41-30 | 15,876 |
| 81 | 4/10 vs. FLA | W, 4-3** | 33-36-12 | Stamkos (p), Stamkos (p), St. Louis | Stamkos | 2-5 | 5-6 | 37-32 | 30-30 | 17,050 |
| 82 | 4/11 @ FLA | W, 3-1 | 34-36-12 | Tanguay, Lecavalier, Stamkos | Lecavalier | 0-5 | 2-2 | 31-31 | 41-30 | 15,884 |
| 82 | 4/9 @ CAR | W, 6-2 | 46-25-11 | Moore, Lecavalier, Stamkos, Clark, Gagne, St. Louis | Stamkos | 0-1 | 6-7 | 35-44 | 41-30 | 17,805 |
| | * | Overtime | | (p) | Power Play Goal | | (y) | Overtime Game-Winner | | |
| | ** | Shootout | | (s) | Shorthanded Goal | | | (EV-PS) Successful Penalty Shot | | |
| | ++ | Sellout | | (x) | Shootout Game-Winner | | | | | |

2008-2009 STATS

PLAYERS

| POS | # | PLAYER | GP | G | A | P | +/- | PIM | PP | SH | GW | OT | S | S% | TOI/G |
|-----|----|--------------------|----|----|----|----|-----|-----|----|----|----|----|-----|------|-------|
| R | 26 | Martin St. Louis | 82 | 30 | 40 | 80 | 4 | 14 | 7 | 2 | 3 | 1 | 262 | 11.5 | 21:17 |
| C | 4 | Vincent Lecavalier | 77 | 29 | 38 | 67 | -9 | 54 | 10 | 1 | 6 | 1 | 291 | 10 | 20:15 |
| C | 91 | Steven Stamkos | 79 | 23 | 23 | 46 | -13 | 39 | 9 | 0 | 1 | 0 | 181 | 12.7 | 14:56 |
| L | 12 | Ryan Malone | 70 | 26 | 19 | 45 | 4 | 98 | 7 | 0 | 3 | 0 | 124 | 21 | 17:45 |
| C | 20 | Vaclav Prospal | 82 | 19 | 26 | 45 | -20 | 52 | 7 | 0 | 2 | 0 | 194 | 9.8 | 17:40 |
| D | 2 | Lukas Krajcek | 71 | 2 | 17 | 19 | -8 | 48 | 0 | 0 | 0 | 0 | 66 | 3 | 19:37 |
| C | 11 | Jeff Halpern | 52 | 7 | 9 | 16 | -13 | 32 | 1 | 1 | 1 | 0 | 60 | 11.7 | 12:01 |
| R | 76 | Evgeny Artyukhin | 73 | 6 | 10 | 16 | 1 | 151 | 1 | 0 | 0 | 0 | 100 | 6 | 10:40 |
| D | 21 | Cory Murphy | 32 | 5 | 11 | 16 | -4 | 14 | 4 | 0 | 0 | 0 | 55 | 9.1 | 17:57 |
| D | 14 | Andrej Meszaros | 52 | 2 | 14 | 16 | -4 | 36 | 1 | 0 | 1 | 0 | 87 | 2.3 | 24:10 |
| L | 24 | Matt Pettinger | 59 | 8 | 7 | 15 | -14 | 24 | 2 | 0 | 1 | 0 | 82 | 9.8 | 12:18 |
| D | 54 | Paul Ranger | 42 | 2 | 11 | 13 | -5 | 56 | 0 | 0 | 0 | 0 | 29 | 2.9 | 24:30 |
| R | 18 | Adam Hall | 74 | 5 | 5 | 10 | -9 | 29 | 1 | 0 | 0 | 0 | 90 | 5.6 | 11:11 |
| C | 38 | Paul Szczechura | 31 | 4 | 5 | 9 | -1 | 12 | 1 | 0 | 0 | 0 | 51 | 7.8 | 13:33 |
| D | 6 | Josef Melichar | 39 | 0 | 9 | 9 | 0 | 37 | 0 | 0 | 0 | 0 | 19 | 0 | 13:46 |
| D | 55 | Matt Lashoff | 28 | 0 | 8 | 8 | -6 | 20 | 0 | 0 | 0 | 0 | 25 | 0 | 17:40 |
| L | 10 | Gary Roberts | 30 | 4 | 3 | 7 | -11 | 27 | 2 | 0 | 1 | 0 | 32 | 12.5 | 11:38 |
| R | 9 | Steve Downie | 29 | 3 | 3 | 6 | -2 | 65 | 0 | 0 | 1 | 0 | 26 | 11.5 | 8:25 |
| R | 17 | Radim Vrbata | 18 | 3 | 3 | 6 | -1 | 8 | 1 | 0 | 0 | 0 | 41 | 7.3 | 14:13 |
| C | 34 | Ryan Craig | 54 | 2 | 4 | 6 | -7 | 60 | 0 | 0 | 0 | 0 | 64 | 3.1 | 10:16 |
| R | 44 | Martins Karsums | 24 | 1 | 5 | 6 | -8 | 6 | 0 | 0 | 0 | 0 | 28 | 3.6 | 11:11 |
| D | 22 | Marek Malik | 42 | 0 | 5 | 5 | -3 | 36 | 0 | 0 | 0 | 0 | 22 | 0 | 19:09 |
| D | 32 | Matt Smaby | 43 | 0 | 4 | 4 | -11 | 50 | 0 | 0 | 0 | 0 | 28 | 0 | 19:05 |
| D | 29 | Janne Niskala | 6 | 1 | 2 | 3 | 0 | 6 | 1 | 0 | 0 | 0 | 10 | 10 | 13:42 |
| D | 50 | Richard Petiot | 11 | 0 | 3 | 3 | 5 | 21 | 0 | 0 | 0 | 0 | 10 | 0 | 20:36 |
| D | 56 | Vladimir Mihalik | 11 | 0 | 3 | 3 | -3 | 6 | 0 | 0 | 0 | 0 | 7 | 0 | 13:23 |
| D | 7 | Noah Welch | 40 | 1 | 1 | 2 | -9 | 25 | 0 | 0 | 0 | 0 | 22 | 4.5 | 10:56 |
| L | 33 | David Koci | 37 | 1 | 1 | 2 | 1 | 141 | 0 | 0 | 0 | 0 | 13 | 7.7 | 5:57 |
| D | 39 | Mike Lundin | 25 | 0 | 2 | 2 | -4 | 4 | 0 | 0 | 0 | 0 | 8 | 0 | 16:38 |
| C | 28 | Zenon Konopka | 7 | 0 | 1 | 1 | -1 | 29 | 0 | 0 | 0 | 0 | 6 | 0 | 7:00 |
| R | 27 | Brandon Bochenksi | 7 | 0 | 1 | 1 | -3 | 2 | 0 | 0 | 0 | 0 | 11 | 0 | 10:47 |
| L | 52 | Radek Smolenak | 6 | 0 | 1 | 1 | 1 | 10 | 0 | 0 | 0 | 0 | 14 | 0 | 8:20 |
| D | 51 | Kevin Quick | 6 | 0 | 1 | 1 | 0 | 0 | 0 | 0 | 0 | 0 | 7 | 0 | 13:23 |
| D | 3 | Ty Wishgart | 5 | 0 | 1 | 1 | 0 | 0 | 0 | 0 | 0 | 0 | 2 | 0 | 10:07 |
| R | 53 | Brandon Segal | 2 | 0 | 0 | 0 | 0 | 0 | 0 | 0 | 0 | 0 | 2 | 0 | 13:47 |
| R | 16 | Jason Ward | 1 | 0 | 0 | 0 | 0 | 2 | 0 | 0 | 0 | 0 | 1 | 0 | 9:31 |
| R | 71 | Geoff Kinrade | 1 | 0 | 0 | 0 | -1 | 0 | 0 | 0 | 0 | 0 | 1 | 0 | 17:32 |

TRADED PLAYERS

| POS | # | PLAYER | GP | G | A | P | +/- | PIM | PP | SH | GW | OT | S | S% | TOI/G |
|-----|----|-------------------|----|----|----|----|-----|-----|----|----|----|----|----|------|-------|
| D | 5 | Matt Carle | 12 | 1 | 1 | 2 | 1 | 6 | 0 | 0 | 0 | 0 | 13 | 7.7 | 21:57 |
| D | 44 | Steve Eminger | 50 | 4 | 19 | 23 | -4 | 36 | 2 | 0 | 0 | 0 | 63 | 6.3 | 23:33 |
| C | 77 | Chris Gratton | 18 | 0 | 2 | 2 | -3 | 10 | 0 | 0 | 0 | 0 | 16 | 0.0 | 10:47 |
| D | 6 | Andrew Hutchinson | 2 | 0 | 0 | 0 | -5 | 0 | 0 | 0 | 0 | 0 | 2 | 0.0 | 14:43 |
| L | 36 | Jussi Jokinen | 46 | 6 | 10 | 16 | -8 | 16 | 2 | 0 | 0 | 0 | 64 | 9.4 | 15:38 |
| D | 55 | Shane O'Brien | 1 | 0 | 0 | 0 | -1 | 0 | 0 | 0 | 0 | 0 | 0 | 0.0 | 14:04 |
| R | 8 | Mark Recchi | 62 | 13 | 32 | 45 | -15 | 20 | 2 | 0 | 1 | 0 | 97 | 13.4 | 16:53 |

GOALTENDERS

| # | PLAYER | GP | TOI | GAA | W | L | OTL | SA | GA | SV | SV% | SO | G | A | PIM |
|----|---------------|----|---------|------|----|----|-----|------|-----|------|------|----|---|---|-----|
| 41 | Mike Smith | 41 | 2471:21 | 2.62 | 14 | 18 | 9 | 1282 | 198 | 1174 | .916 | 2 | 0 | 1 | 23 |
| 30 | Mike McKenna | 15 | 775:51 | 3.56 | 4 | 8 | 1 | 406 | 46 | 360 | .887 | 1 | 0 | 1 | 0 |
| 31 | Karri Ramo | 24 | 1311:54 | 3.66 | 4 | 10 | 7 | 756 | 80 | 676 | .894 | 0 | 0 | 1 | 2 |
| 35 | Riku Helenius | 1 | 6:52 | 0 | 0 | 0 | 0 | 2 | 0 | 2 | 1 | 0 | 0 | 0 | 0 |

TRADED GOALTENDERS

| # | PLAYER | GP | TOI | GAA | W | L | OTL | SA | GA | SV | SV% | SO | G | A | PIM |
|----|-------------|----|--------|------|---|---|-----|-----|----|-----|------|----|---|---|-----|
| 37 | Olaf Kolzig | 8 | 410:03 | 3.66 | 2 | 4 | 1 | 245 | 25 | 220 | .898 | 0 | 0 | 0 | 0 |

2008-2009 GAME-BY-GAME RESULTS

| # | OPPONENT | RESULT | RECORD | SCORERS | W GOAL | PP | PK | SF - SA | W-L GLTNR | ATTEND. |
|---|---------------|----------|--------|-------------------------------------|--------|-----|-----|---------|-----------|---------|
| 1 | 10/4 vs. NYR | L, 1-2 | 0-1-0 | St. Louis | 17 | 0-4 | 6-7 | 21-41 | 30-41 | 17,085 |
| 2 | 10/5 @ NYR | L, 1-2 | 0-2-0 | Hall | 19 | 1-4 | 5-5 | 19-39 | 30-37 | 17,085 |
| 3 | 10/11 vs. CAR | L, 3-4* | 0-2-1 | Recchi, Niskala (p), Lecavalier (p) | 12 | 2-7 | 7-9 | 29-46 | 49-41 | 18,552 |
| 4 | 10/16 vs. NYI | L, 3-4* | 0-2-2 | Lecavalier, Prospal (p), Malone | 7 | 1-7 | 8-0 | 36-36 | 35-37 | 14,420 |
| 5 | 10/18 vs. MIN | L, 0-1** | 0-2-3 | ----- | 20 | 0-3 | 6-6 | 32-21 | 32-41 | 15,191 |
| 6 | 10/21 vs. ATL | W, 3-2* | 1-2-3 | Recchi, Prospal, Lecavalier (p) | 4 | 1-5 | 3-3 | 38-33 | 41-32 | 13,922 |
| 7 | 10/25 vs. SJS | L, 0-3 | 1-3-3 | ----- | 11 | 0-2 | 5-6 | 45-22 | 33-41 | 16,831 |
| 8 | 10/28 @ TOR | W, 3-2 | 2-3-3 | Jokinen, Lecavalier, Lecavalier (p) | 4 | 1-5 | 4-6 | 25-39 | 41-35 | 19,348 |



2008-2009 INDIVIDUAL SCORING
(24-40-18, 66 pts., 5th Southeast Division)

| | OPPONENT | RESULT | RECORD | SCORERS | W | GOAL | PP | PK | SF - SA | W-L GLTNR | ATTEND. |
|----|---------------|----------|----------|--|----|------|-----|-------|---------|-----------|---------|
| 9 | 10/30 @ BUF | W, 5-2 | 3-3-3 | Stamkos (p), Jokinen, Malone, Ranger, Stamkos | 12 | 1-3 | 4-5 | 40-31 | 37-30 | | 18,690 |
| 10 | 11/01 vs. OTT | W, 3-2** | 4-3-3 | Lecavalier, Carle, Artyukhin (x) | 76 | 0-4 | 2-3 | 34-31 | 41-31 | | 16,104 |
| 11 | 11/05 @ NJD | L, 3-4** | 4-3-4 | Jokinen, Jokinen (p), St. Louis (p) | 15 | 2-3 | 1-2 | 27-38 | 1-41 | | 11,619 |
| 12 | 11/06 @ NYR | L, 2-5 | 4-4-4 | St. Louis, Malone (p) | 23 | 1-3 | 5-8 | 38-35 | 30-41 | | 18,200 |
| 13 | 11/08 @ PHI | W, 2-1 | 5-4-4 | Jokinen, Prospal | 20 | 0-5 | 4-5 | 22-36 | 41-43 | | 19,412 |
| 14 | 11/10 @ WSH | L, 2-4 | 5-5-4 | Roberts (p), Roberts (p) | 16 | 2-5 | 3-3 | 36-30 | 1-37 | | 17,932 |
| 15 | 11/12 @ FLA | L, 0-4 | 5-6-4 | ----- | 24 | 0-5 | 4-6 | 24-31 | 31-41 | | 12,104 |
| 16 | 11/13 vs. DET | L, 3-4 | 5-7-4 | Recchi, Jokinen (p), Pettinger | 40 | 1-4 | 3-5 | 18-39 | 30-37 | 20,544* | |
| 17 | 11/16 @ CAR | L, 2-3** | 5-7-5 | St. Louis, Lecavalier (p) | 15 | 1-5 | 5-5 | 28-30 | 30-41 | | 13,781 |
| 18 | 11/18 vs. FLA | L, 3-4** | 5-7-6 | Vrbata, Artyukhin, Eminger | 16 | 0-2 | 3-5 | 52-36 | 29-41 | | 16,176 |
| 19 | 11/21 vs. NSH | W, 4-1 | 6-7-6 | Lecavalier (p), Lecavalier, Recchi, Prospal | 4 | 1-6 | 7-7 | 24-35 | 41-39 | | 16,444 |
| 20 | 11/23 vs. NJD | L, 3-7 | 6-8-6 | Vrbata, St. Louis, Malone (EV-PS) | 14 | 0-4 | 2-2 | 29-45 | 35-37 | | 14,222 |
| 21 | 11/26 vs. NYR | L, 2-3** | 6-8-7 | Malone (p), Recchi | 91 | 1-6 | 5-6 | 29-35 | 30-41 | | 16,991 |
| 22 | 11/28 @ MIN | L, 2-4 | 6-9-7 | Vrbata (p), Malone | 9 | 1-5 | 3-3 | 37-33 | 32-41 | | 18,568 |
| 23 | 11/29 @ COL | L, 3-4 | 6-10-7 | Lecavalier, Malone (p), Stamkos (p) | 54 | 2-6 | 3-4 | 20-31 | 1-41 | | 18,007 |
| 24 | 12/02 @ PHI | L, 3-4* | 6-10-8 | Recchi (p), Prospal (p), Downie | 18 | 2-6 | 2-5 | 38-32 | 43-41 | | 19,227 |
| 25 | 12/04 vs. BOS | L, 1-3 | 6-11-8 | St. Louis | 46 | 0-3 | 1-1 | 31-26 | 30-41 | | 15,598 |
| 26 | 12/06 vs. BUF | L, 3-4 | 6-12-8 | St. Louis, Ranger, Prospal | 27 | 0-6 | 6-6 | 23-27 | 30-41 | | 17,154 |
| 27 | 12/08 @ BOS | L, 3-5 | 6-13-8 | Hall, Lecavalier, Szczechura | 33 | 0-4 | 4-6 | 29-24 | 30-41 | | 16,973 |
| 28 | 12/10 @ BUF | L, 2-4 | 6-14-8 | St. Louis, Recchi | 3 | 0-4 | 4-6 | 28-37 | 30-41 | | 18,431 |
| 29 | 12/11 @ MTL | W, 3-1 | 7-14-8 | St. Louis, Lecavalier, St. Louis (s) | 4 | 0-4 | 5-6 | 22-32 | 37-41 | | 21,273 |
| 30 | 12/13 @ OTT | L, 0-2 | 7-15-8 | ----- | 45 | 0-5 | 7-8 | 24-33 | 29-41 | | 18,446 |
| 31 | 12/18 vs. COL | L, 1-2** | 7-15-9 | Halpern | 23 | 0-1 | 5-5 | 38-35 | 1-41 | | 16,333 |
| 32 | 12/20 @ ATL | L, 3-4 | 7-16-9 | St. Louis (p), Hall, St. Louis (p) | 42 | 2-6 | 3-4 | 39-30 | 32-41 | | 14,395 |
| 33 | 12/23 @ PIT | W, 2-0 | 8-16-9 | Pettinger, Szczechura (p) | 24 | 1-3 | 3-3 | 29-15 | 41-29 | | 17,064 |
| 34 | 12/26 @ FLA | W, 4-3** | 9-16-9 | Eminger, Recchi, Artyukhin, Malone (x) | 12 | 0-5 | 4-5 | 35-28 | 41-31 | | 16,961 |
| 35 | 12/27 vs. FLA | W, 6-4 | 10-16-9 | Stamkos, Artyukhin (p) | 12 | 1-6 | 6-8 | 42-29 | 41-29 | | 18,226 |
| | | | | Lecavalier, Lecavalier, Malone, St. Louis | | | | | | | |
| 36 | 12/30 vs. MTL | L, 1-2** | 10-16-10 | Prospal (p) | 40 | 1-5 | 6-6 | 22-30 | 31-41 | 20,454* | |
| 37 | 01/01 @ WSH | L, 4-7 | 10-17-10 | Lecavalier, Malone, Hall (s), Lecavalier | 17 | 0-3 | 2-2 | 27-35 | 1-41 | | 18,277 |
| 38 | 01/03 vs. CAR | L, 2-3 | 10-18-10 | Craig, Lecavalier | 25 | 0-2 | 3-3 | 19-28 | 30-41 | | 15,873 |
| 39 | 01/04 @ ATL | W, 4-1 | 11-18-10 | Eminger (p), St. Louis, Prospal (p), Halpern | 26 | 2-4 | 2-2 | 35-28 | 41-32 | | 10,750 |
| 40 | 01/08 @ PHX | L, 2-3 | 11-19-10 | Meszaros, Halpern (p) | 91 | 1-2 | 2-3 | 24-27 | 30-41 | | 13,736 |
| 41 | 01/09 @ ANA | W, 4-3 | 12-19-10 | St. Louis (s), Prospal, Malone (p), Malone | 12 | 1-3 | 3-4 | 19-32 | 31-1 | | 17,174 |
| 42 | 01/12 @ LAK | W, 3-1 | 13-19-10 | Artyukhin, Recchi, Lecavalier | 8 | 0-4 | 4-4 | 22-30 | 41-31 | | 16,511 |
| 43 | 01/13 @ SJS | L, 1-7 | 13-20-10 | Stamkos | 19 | 0-2 | 5-8 | 25-42 | 20-31 | | 17,496 |
| 44 | 01/15 vs. PHI | W, 4-1 | 14-20-10 | St. Louis, Meszaros (p), Craig, Lecavalier (EV-PS) | 14 | 1-4 | 2-3 | 44-32 | 41-43 | | 15,604 |
| 45 | 01/17 vs. FLA | L, 3-4 | 14-21-10 | Lecavalier, Prospal (p), Malone | 4 | 1-4 | 0-2 | 33-21 | 29-41 | | 17,217 |
| 46 | 01/19 vs. DAL | W, 4-2 | 15-21-10 | Lecavalier (s), Stamkos, Lecavalier (p), Prospal | 4 | 1-2 | 6-7 | 20-25 | 41-35 | | 13,991 |
| 47 | 01/21 vs. BUF | W, 5-3 | 16-21-10 | Eminger (p), Downie, Krajcek, Halpern, Murphy (p) | 11 | 2-4 | 3-5 | 26-34 | 41-30 | | 15,611 |
| 48 | 01/27 vs. MTL | W, 5-3 | 17-21-10 | Malone, Lecavalier (p), Prospal, Downie, St. Louis (p) | 9 | 2-7 | 4-4 | 24-34 | 41-31 | | 15,912 |
| 49 | 01/29 @ CAR | L, 2-3 | 17-22-10 | Recchi, Malone | 12 | 0-3 | 5-5 | 29-31 | 41-30 | | 16,405 |
| 50 | 01/30 vs. PHI | L, 1-6 | 17-23-10 | Prospal (p) | 6 | 1-9 | 4-5 | 42-32 | 30-41 | | 18,120 |
| 51 | 02/03 @ NYI | L, 1-3 | 17-24-10 | Lecavalier (p) | 2 | 1-6 | 5-6 | 30-27 | 34-31 | | 9,808 |
| 52 | 02/04 @ PIT | L, 3-4* | 17-24-11 | Malone, St. Louis, Lecavalier | 71 | 0-3 | 6-7 | 24-35 | 29-30 | | 16,977 |
| 53 | 02/07 vs. NYI | W, 1-0 | 18-24-11 | Roberts | 10 | 0-4 | 4-4 | 28-28 | 30-34 | | 14,810 |
| 54 | 02/10 vs. ATL | L, 1-3 | 18-25-11 | Downie | 13 | 0-5 | 3-3 | 41-24 | 32-30 | | 13,490 |
| 55 | 02/12 vs. TOR | W, 6-4 | 19-25-11 | Malone, Malone, Recchi (p), St. Louis (p), Stamkos (p), Lecavalier | 91 | 3-4 | 1-2 | 31-25 | 30-31 | | 16,526 |
| 56 | 02/14 vs. WSH | L, 1-5 | 19-26-11 | Malone | 8 | 0-3 | 3-4 | 32-32 | 30-30 | | 17,249 |
| 57 | 02/17 vs. CHI | L, 3-5 | 19-27-11 | Stamkos, Stamkos (p), Stamkos(p) | 36 | 2-6 | 3-5 | 23-49 | 38-31 | | 15,431 |
| 58 | 02/19 vs. NJD | L, 2-3** | 19-27-12 | Malone, Malone | 26 | 0-4 | 2-4 | 41-40 | 1-31 | | 14,408 |
| 59 | 02/20 @ CAR | L, 1-4 | 19-28-12 | Prospal | 36 | 0-3 | 2-6 | 13-41 | 30-30 | | 17,711 |
| 60 | 02/20 vs. BOS | W, 4-3 | 20-28-12 | Halpern, Hall, Recchi, Prospal (p) | 20 | 1-6 | 3-4 | 18-43 | 31-35 | | 18,454 |
| 61 | 02/24 @ EDM | L, 3-5 | 20-29-12 | Murphy (p), Stamkos, Murphy | 44 | 1-3 | 6-6 | 29-45 | 35-31 | | 16,839 |
| 62 | 02/27 @ VAN | L, 1-2 | 20-30-12 | Stamkos | 18 | 0-1 | 4-5 | 21-25 | 1-31 | | 18,630 |
| 63 | 03/01 @ CGY | W, 8-6 | 21-30-12 | Artyukhin, St. Louis, Lecavalier, Stamkos, Prospal (p) | 4 | 3-5 | 0-3 | 32-39 | 30-31 | | 19,289 |
| | | | | Malone (p), Lecavalier (p), St. Louis | | | | | | | |
| 64 | 03/03 vs. PIT | L, 1-3 | 21-31-12 | Prospal | 14 | 0-1 | 2-3 | 33-33 | 29-31 | | 19,908* |
| 65 | 03/06 vs. STL | L, 3-4* | 21-31-13 | St. Louis (p), Pettinger, Stamkos | 22 | 1-3 | 4-5 | 23-36 | 50-31 | | 13,831 |
| 66 | 03/07 vs. CAR | L, 3-9 | 21-32-13 | St. Louis, Lecavalier, Malone | 77 | 0-4 | 3-5 | 25-37 | 30-31 | | 15,692 |
| 67 | 03/11 @ OTT | L, 2-3* | 21-32-14 | Murphy (p), Hall (p) | 12 | 2-5 | 5-6 | 24-27 | 30-31 | | 19,231 |
| 68 | 03/12 @ TOR | W, 4-1 | 22-32-14 | Pettinger, St. Louis, Malone (p), Szczechura | 26 | 1-4 | 3-3 | 30-21 | 31-29 | | 19,209 |
| 69 | 03/14 @ FLA | W, 4-3** | 22-32-14 | Murphy (p), St. Louis, Halpern, Stamkos (x) | 91 | 1-4 | 2-3 | 27-37 | 31-29 | | 17,734 |
| 70 | 03/17 vs. TOR | L, 3-4** | 23-32-15 | Lecavalier (p), Stamkos (p), Pettinger | 39 | 2-6 | 5-5 | 22-39 | 31-31 | | 18,793 |
| 71 | 03/19 vs. WHS | L, 2-5 | 23-33-15 | Stamkos (p), St. Louis | 25 | 1-4 | 3-4 | 28-30 | 40-30 | | 16,541 |
| 72 | 03/21 vs. ATL | L, 3-4** | 23-33-16 | Stamkos, Stamkos (p), Prospal (p) | 13 | 2-5 | 4-6 | 29-36 | 1-31 | | 15,391 |
| 73 | 03/24 vs. CBJ | W, 2-1* | 24-33-16 | Malone (p), St. Louis | 26 | 1-1 | 3-3 | 17-34 | 30-1 | | 14,454 |
| 74 | 03/26 @ MTL | L, 2-3* | 24-33-17 | Koci, Krajcek | 11 | 0-1 | 7-8 | 19-36 | 31-31 | | 21,273 |
| 75 | 03/27 vs. WSH | L, 3-5 | 24-34-17 | St. Louis, Stamkos, Prospal | 2 | 0-4 | 6-9 | 36-39 | 60-30 | | 18,277 |
| 76 | 03/29 vs. OTT | L, 0-3 | 24-35-17 | ----- | 15 | 0-4 | 3-5 | 20-29 | 30-31 | | 16,427 |
| 77 | 03/31 @ BOS | L, 1-3 | 24-36-17 | Stamkos | 33 | 0-5 | 4-6 | 25-39 | 35-30 | | 16,996 |
| 78 | 04/03 @ NJD | L, 3-4* | 24-36-18 | Artyukhin, Stamkos (p), Malone | 9 | 1-2 | 2-3 | 22-39 | 30-31 | | 17,625 |
| 79 | 04/04 @ NYI | L, 1-3 | 24-37-18 | Pettinger (p) | 24 | 1-3 | 3-5 | 30-21 | 34-30 | | 12,809 |
| 80 | 04/07 vs. PIT | L, 4-6 | 24-38-18 | Halpern (s), St. Louis, Szczechura, Halpern | 26 | 0-7 | 3-5 | 37-31 | 29-31 | | 19,538 |
| 81 | 04/09 vs. WSH | L, 2-4 | 24-39-18 | Stamkos, Pettinger | 39 | 0-5 | 4-5 | 24-33 | 60-31 | | 18,891 |
| 82 | 04/11 vs. ATL | L, 2-6 | 24-40-18 | Pettinger (p), Stamkos | 17 | 1-5 | 4-7 | 35-26 | 32-30 | | 17,122 |

2007-2008 STATS

2007-2008 INDIVIDUAL SCORING
(31-42-9, 71 pts., 5th Southeast Division)

PLAYERS

| POS | # | PLAYER | GP | G | A | P | +/- | PIM | PP | SH | GW | OT | S | S% | TOI/G |
|-----|----|--------------------|----|----|----|----|-----|-----|----|----|----|----|-----|------|-------|
| C | 4 | Vincent Lecavalier | 81 | 40 | 52 | 92 | -17 | 89 | 10 | 1 | 7 | 0 | 318 | 12.6 | 22:57 |
| R | 26 | Martin St. Louis | 82 | 25 | 58 | 83 | -23 | 26 | 10 | 2 | 5 | 0 | 241 | 10.4 | 24:17 |
| C | 11 | Jeff Halpern | 83 | 20 | 22 | 42 | 0 | 54 | 4 | 1 | 2 | 0 | 132 | 15.2 | 16:46 |
| L | 10 | Jussi Jokinen | 72 | 16 | 26 | 42 | -14 | 18 | 6 | 0 | 2 | 0 | 131 | 12.2 | 14:27 |
| R | 7 | Michel Ouellet | 64 | 17 | 19 | 36 | 11 | 12 | 5 | 0 | 0 | 0 | 132 | 12.9 | 13:37 |
| D | 54 | Paul Ranger | 72 | 10 | 21 | 31 | -13 | 56 | 0 | 1 | 0 | 0 | 105 | 9.5 | 25:13 |
| D | 71 | Filip Kuba | 75 | 6 | 25 | 31 | -8 | 40 | 2 | 0 | 0 | 0 | 113 | 5.3 | 24:57 |
| D | 22 | Dan Boyle | 37 | 4 | 21 | 25 | -29 | 57 | 2 | 0 | 1 | 1 | 74 | 5.4 | 27:24 |
| L | 21 | Mathieu Darche | 73 | 7 | 15 | 22 | -14 | 20 | 1 | 1 | 0 | 0 | 120 | 5.8 | 14:25 |
| C | 77 | Chris Gratton | 60 | 10 | 11 | 21 | -7 | 77 | 1 | 0 | 1 | 0 | 92 | 10.9 | 12:42 |
| D | 55 | Shane O'Brien | 77 | 4 | 17 | 21 | -2 | 154 | 0 | 0 | 1 | 0 | 69 | 5.8 | 21:13 |
| R | 16 | Jason Ward | 79 | 8 | 6 | 14 | -18 | 42 | 1 | 1 | 0 | 0 | 85 | 9.4 | 12:32 |
| C | 29 | Craig MacDonald | 65 | 2 | 9 | 11 | -10 | 16 | 0 | 0 | 0 | 0 | 84 | 2.4 | 10:52 |
| C | 74 | Nick Tarnasky | 80 | 6 | 4 | 10 | -15 | 78 | 1 | 0 | 1 | 0 | 91 | 6.6 | 8:14 |
| R | 36 | Andre Roy | 63 | 4 | 3 | 7 | -1 | 108 | 0 | 0 | 0 | 0 | 38 | 10.5 | 5:27 |
| D | 37 | Brad Lukowich | 59 | 1 | 6 | 7 | -15 | 20 | 0 | 0 | 0 | 0 | 28 | 3.6 | 16:36 |
| D | 2 | Alexandre Picard | 24 | 3 | 3 | 6 | -12 | 10 | 1 | 0 | 1 | 0 | 24 | 12.5 | 20:25 |
| D | 39 | Mike Lundin | 81 | 0 | 6 | 6 | 3 | 16 | 0 | 0 | 0 | 0 | 33 | 0 | 13:47 |
| C | 24 | Andreas Karlsson | 58 | 2 | 2 | 4 | -7 | 10 | 0 | 0 | 1 | 0 | 31 | 6.5 | 9:39 |
| D | 3 | Doug Janik | 61 | 1 | 3 | 4 | -3 | 45 | 0 | 0 | 0 | 0 | 23 | 4.3 | 9:19 |
| R | 42 | Junior Lessard | 21 | 1 | 1 | 2 | -6 | 11 | 0 | 0 | 0 | 0 | 21 | 4.8 | 9:52 |
| C | 34 | Ryan Craig | 7 | 1 | 1 | 2 | -1 | 0 | 1 | 0 | 0 | 0 | 8 | 12.5 | 13:03 |
| R | 56 | Kyle Wanvig | 7 | 1 | 0 | 1 | -1 | 7 | 0 | 0 | 1 | 0 | 10 | 10 | 10:09 |
| D | 32 | Matt Smaby | 14 | 0 | 0 | 0 | -6 | 12 | 0 | 0 | 0 | 0 | 7 | 0 | 12:08 |
| L | 61 | Karl Stewart | 9 | 0 | 0 | 0 | -2 | 2 | 0 | 0 | 0 | 0 | 2 | 0 | 4:06 |
| D | 38 | Jay Leach | 2 | 0 | 0 | 0 | -1 | 0 | 0 | 0 | 0 | 0 | 0 | 0 | 4:37 |
| C | 49 | Blair Jones | 4 | 0 | 0 | 0 | 0 | 0 | 0 | 0 | 0 | 0 | 1 | 0 | 1:55 |

TRADED PLAYERS

| POS | # | PLAYER | GP | G | A | P | +/- | PIM | PP | SH | GW | S | S% | TOI/G |
|-----|----|----------------|----|----|----|----|-----|-----|----|----|----|-----|------|-------|
| L | 17 | Jan Hlavac | 62 | 9 | 13 | 22 | -10 | 32 | 0 | 0 | 0 | 123 | 7.3 | 14:45 |
| D | 2 | Dan Jancevski | 2 | 0 | 0 | 0 | -1 | 2 | 0 | 0 | 0 | 0 | 0.0 | 2:22 |
| L | 20 | Vaclav Prospal | 62 | 29 | 28 | 57 | -7 | 39 | 9 | 0 | 4 | 175 | 16.6 | 19:59 |
| C | 19 | Brad Richards | 62 | 18 | 33 | 51 | -25 | 15 | 9 | 1 | 4 | 228 | 7.9 | 24:16 |

GOALTENDERS

| # | PLAYER | GP | TOI | GAA | W | L | OTL | SA | GA | SV | SV% | SO | G | A | PIM |
|----|------------|----|----------|------|----|----|-----|-----|----|-----|-------|----|---|---|-----|
| 41 | Mike Smith | 34 | 1,945:41 | 2.59 | 15 | 19 | 0 | 848 | 84 | 764 | 0.901 | 3 | 0 | 1 | 12 |
| 31 | Karri Ramo | 22 | 1,268:43 | 3.03 | 7 | 11 | 3 | 632 | 64 | 568 | 0.899 | 0 | 0 | 1 | 4 |
| 30 | Marc Denis | 10 | 414:56 | 4.05 | 1 | 5 | 0 | 199 | 28 | 171 | 0.859 | 0 | 0 | 0 | 2 |

TRADED GOALTENDERS

| # | PLAYER | GP | TOI | GAA | W | L | OTL | SA | GA | SV | SV% | SO | G | A | PIM |
|----|-----------------|----|---------|------|----|----|-----|------|-----|------|------|----|---|---|-----|
| 40 | Johan Holmqvist | 45 | 2469:14 | 3.01 | 20 | 16 | 6 | 1129 | 124 | 1005 | .890 | 2 | 0 | 1 | 0 |

2007-2008 GAME-BY-GAME RESULTS

| # | OPPONENT | RESULT | RECORD | SCORERS | W GOAL | PP | PK | SF-SA | W-L GLTNR | ATTEND. |
|----|---------------|---------|--------|--|--------|-----|-----|-------|-----------|---------|
| 1 | 10/4 vs. NJ | W, 3-1 | 1-0-0 | Lecavalier, Lecavalier, Prospal | 4 | 0-3 | 4-5 | 24-27 | 40-30 | 19,454 |
| 2 | 10/6 vs. ATL | W, 5-2 | 2-0-0 | Prospal, Prospal(p), Richards (s), Lecavalier, Richards (p) | 19 | 2-6 | 3-4 | 34-15 | 40-1 | 19,220 |
| 3 | 10/10 vs. FLA | W, 2-1 | 3-0-0 | Gratton, Gratton(p) | 77 | 1-5 | 5-5 | 23-31 | 40-31 | 18,540 |
| 4 | 10/13 @ FLA | L, 4-6 | 3-1-0 | Roy, Prospal (p), Prospal, Hlavac | 15 | 1-8 | 5-8 | 44-28 | 29-30 | 15,801 |
| 5 | 10/18 @ BOS | L, 1-4 | 3-2-0 | Richards | 16 | 0-2 | 0-0 | 36-24 | 30-40 | 16,363 |
| 6 | 10/20 vs. ATL | W, 6-2 | 4-2-0 | Prospal, Gratton, Lecavalier, St. Louis(p), Darche, Prospal(p) | 4 | 2-5 | 2-2 | 30-20 | 40-1 | 19,420 |
| 7 | 10/24 @ WSH | L, 3-5 | 4-3-0 | Ward, Ranger(s), St. Louis | 17 | 0-3 | 4-4 | 29-29 | 37-30 | 10,226 |
| 8 | 10/25 vs. PHI | W, 5-2 | 5-3-0 | Ward, Richards(p), Prospal(p), Ouellet, Richards | 20 | 2-4 | 5-5 | 26-23 | 40-30 | 18,616 |
| 9 | 10/27 vs. BUF | L, 3-4* | 5-3-1 | Prospal, Ouellet, Lecavalier(p) | 26 | 1-4 | 2-3 | 34-26 | 30-40 | 19,804+ |
| 10 | 10/29 @ NYR | L, 1-3 | 5-4-1 | Lecavalier | 14 | 0-4 | 5-7 | 22-35 | 30-40 | 18,200 |
| 11 | 10/31 @ NJ | L, 1-6 | 5-5-1 | Lecavalier(p) | 20 | 1-3 | 3-4 | 22-30 | 30-40 | 13,218 |
| 12 | 11/1 @ NYI | L, 0-4 | 5-6-1 | ----- | 13 | 0-3 | 4-4 | 28-32 | 39-30 | 11,008 |
| 13 | 11/3 vs. ATL | L, 4-6 | 5-7-1 | O'Brien, O'Brien, Ouellet(p), Richards(p) | 9 | 2-4 | 2-3 | 34-22 | 33-40 | 19,155 |
| 14 | 11/5 @ FLA | L, 3-4 | 5-8-1 | St. Louis(p), Lukowich, Ouellet | 10 | 1-3 | 3-5 | 27-30 | 29-40 | 10,149 |
| 15 | 11/7 vs. FLA | W, 3-1 | 6-8-1 | Hlavac, St. Louis, Lecavalier | 26 | 0-6 | 2-2 | 34-23 | 40-29 | 16,526 |
| 16 | 11/8 @ CAR | W, 5-1 | 7-8-1 | Lecavalier, O'Brien, Kuba, O'Brien, Prospal(p) | 55 | 1-4 | 3-3 | 31-41 | 40-30 | 14,017 |

| | OPPONENT | RESULT | RECORD | SCORERS | W GOAL | PP | PK | SF- SA | W- L GLTNR | ATTEND. |
|----|---------------|----------|---------|---|--------|-----|-----|--------|------------|---------|
| 17 | 11/10 @ WSH | W, 5-2 | 8-8-1 | Kuba(p), Prospal, St. Louis, Craig(p), Ranger | 26 | 2-4 | 2-2 | 34-25 | 40-37 | 14,617 |
| 18 | 11/14 vs. CAR | W, 6-1 | 9-8-1 | Ranger, Lecavalier, St. Louis, Lecavalier, Prospal, Lecavalier(s) | 4 | 0-4 | 5-6 | 28-29 | 40-47 | 17,444 |
| 19 | 11/16 vs. WSH | W, 5-2 | 10-8-1 | Lecavalier(p), Hlavac, Richards(p), Ranger, St. Louis | 19 | 2-4 | 4-4 | 24-30 | 40-1 | 19,526 |
| 20 | 11/19 @ ATL | L, 3-4* | 10-8-2 | Hlavac, Lecavalier, St. Louis | 12 | 0-3 | 4-6 | 20-24 | 1-40 | 13,419 |
| 21 | 11/21 vs. NYR | L, 1-2 | 10-9-2 | Ouellet | 28 | 0-4 | 2-2 | 33-29 | 30-40 | 20,110+ |
| 22 | 11/23 @ CAR | L, 3-4 | 10-10-2 | Ranger, Prospal, Lecavalier | 2 | 0-2 | 4-4 | 28-22 | 30-40 | 18,033 |
| 23 | 11/24 vs. NJ | L, 2-3 | 10-11-2 | Lecavalier, Ward(p) | 23 | 1-4 | 3-4 | 36-21 | 30-40 | 19,077 |
| 24 | 11/28 @ CHI | L, 1-5 | 10-12-2 | Tarnasky(p) | 52 | 1-4 | 5-6 | 22-17 | 39-40 | 11,122 |
| 25 | 11/29 @ DET | L, 2-4 | 10-13-2 | Richards, Darche | 82 | 0-3 | 1-2 | 23-39 | 30-30 | 17,001 |
| 26 | 12/1 vs. BOS | W, 4-1 | 11-13-2 | Lecavalier, Lecavalier(p), Darche, St. Louis | 4 | 1-3 | 3-4 | 28-29 | 40-30 | 18,444 |
| 27 | 12/4 vs. OTT | W, 4-3** | 12-13-2 | Darche, Gratton, Kuba, Prospal(x) | 20 | 0-5 | 4-5 | 28-29 | 40-1 | 17,540 |
| 28 | 12/6 vs. CAR | W, 2-4 | 13-13-2 | Lecavalier(p), St. Louis(p) | 26 | 2-5 | 5-5 | 32-24 | 40-30 | 16,674 |
| 29 | 12/8 vs. NYI | L, 2-3* | 13-13-3 | Richards(p), Richards(p) | 18 | 2-7 | 7-8 | 34-33 | 39-40 | 18,319 |
| 30 | 12/10 @ TOR | L, 1-6 | 13-14-3 | Ouellet | 13 | 0-5 | 1-3 | 27-29 | 35-40 | 19,454 |
| 31 | 12/11 @ MTL | W, 3-2** | 14-14-3 | Lecavalier(p), Roy, Richards(x) | 19 | 1-5 | 2-3 | 31-30 | 30-31 | 21,273 |
| 32 | 12/13 vs. CGY | L, 6-9 | 14-15-3 | Lecavalier, Roy, St. Louis(s), Prospal, St. Louis(p), Richards(p) | 12 | 2-5 | 2-4 | 31-32 | 34-30 | 19,026 |
| 33 | 12/15 vs. WSH | L, 2-3 | 14-16-3 | Ranger, Lecavalier | 2 | 0-4 | 4-5 | 25-32 | 1-40 | 18,367 |
| 34 | 12/18 @ ATL | L, 2-6 | 14-17-3 | Ward(s), Prospal(p) | 13 | 1-4 | 1-1 | 34-24 | 32-40 | 14,060 |
| 35 | 12/20 vs. TOR | W, 2-1 | 15-17-3 | Ward, Lecavalier | 4 | 0-3 | 3-3 | 21-32 | 31-35 | 19,131 |
| 36 | 12/22 vs. CAR | L, 1-4 | 15-18-3 | St. Louis | 13 | 0-2 | 3-3 | 30-37 | 30-31 | 18,765 |
| 37 | 12/26 @ WSH | L, 2-3 | 15-19-3 | Lecavalier, Lecavalier | 10 | 0-1 | 4-4 | 20-32 | 37-31 | 15,035 |
| 38 | 12/27 vs. MTL | L, 2-5 | 15-20-3 | Prospal, Hlavac | 27 | 0-1 | 4-5 | 30-29 | 39-40 | 20,294+ |
| 39 | 12/29 vs. PHI | L, 2-4 | 15-21-3 | Lecavalier(p), Prospal | 19 | 1-5 | 4-5 | 33-22 | 43-31 | 20,124+ |
| 40 | 1/1 @ TOR | L, 3-4** | 15-21-4 | Karlsson, St. Louis, Ranger | 13 | 0-5 | 2-2 | 33-29 | 30-31 | 19,347 |
| 41 | 1/3 @ MTL | L, 3-6 | 15-22-4 | Lecavalier, St. Louis(p), Prospal | 46 | 1-5 | 4-6 | 33-30 | 39-31 | 21,273 |
| 42 | 1/5 @ OTT | L, 3-4* | 15-22-5 | St. Louis, Lecavalier, Hlavac | 12 | 0-0 | 2-2 | 19-27 | 1-40 | 20,108 |
| 43 | 1/8 @ NYR | W, 5-3 | 16-22-5 | Janik, Gratton, Gratton, Prospal, St. Louis | 20 | 0-2 | 4-6 | 26-34 | 31-30 | 18,200 |
| 44 | 1/10 vs. PIT | L, 1-4 | 16-23-5 | Ranger | 11 | 0-4 | 1-2 | 36-29 | 35-31 | 20,426+ |
| 45 | 1/12 @ FLA | W, 5-3 | 17-23-5 | Tarnasky, Hlavac, Tarnasky, Richards(p), Richards | 19 | 1-3 | 1-1 | 25-30 | 40-29 | 16,578 |
| 46 | 1/15 vs. COL | L, 0-3 | 17-24-5 | ----- | 6 | 0-2 | 1-3 | 32-25 | 60-31 | 17,222 |
| 47 | 1/18 @ PIT | W, 3-0 | 18-24-5 | Wanvig, Gratton, Roy | 46 | 0-4 | 4-4 | 34-27 | 40-35 | 17,132 |
| 48 | 1/19 @ OTT | W, 2-0 | 19-24-5 | St. Louis(p), Lecavalier | 26 | 1-2 | 4-4 | 26-25 | 40-1 | 20,091 |
| 49 | 1/22 vs. EDM | W, 4-3 | 20-24-5 | Richards, MacDonald, St. Louis(s), Lecavalier(p) | 4 | 1-4 | 2-3 | 22-28 | 40-35 | 16,799 |
| 50 | 1/24 vs. OTT | L, 4-8 | 20-25-5 | Boyle, Tarnasky, MacDonald, Boyle | 20 | 0-3 | 1-2 | 25-26 | 29-31 | 16,346 |
| 51 | 1/29 vs. BUF | L, 2-4 | 20-26-5 | Richards(p), Prospal(p) | 21 | 2-4 | 3-3 | 25-26 | 30-40 | 18,920 |
| 52 | 1/31 vs. VAN | W, 4-3 | 21-26-5 | Prospal(p), Gratton, Lecavalier, Richards | 19 | 1-2 | 3-4 | 27-26 | 31-1 | 17,019 |
| 53 | 2/2 vs. FLA | L, 2-3 | 21-27-5 | Gratton, Prospal | 20 | 0-4 | 4-5 | 46-32 | 29-31 | 19,977+ |
| 54 | 2/5 @ STL | W, 5-4 | 22-27-5 | Ranger, St. Louis(p), Ward, Ranger, Tarnasky | 74 | 1-1 | 1-2 | 24-25 | 40-34 | 17,150 |
| 55 | 2/7 @ NSH | W, 2-1* | 23-27-5 | Richards, Prospal | 20 | 0-1 | 2-2 | 25-19 | 40-39 | 13,959 |
| 56 | 2/9 @ ATL | L, 1-2* | 23-27-6 | Lecavalier | 77 | 0-1 | 2-2 | 28-22 | 32-40 | 18,879 |
| 57 | 2/12 vs. MTL | W, 3-2 | 24-27-6 | Ouellet, Prospal, Prospal | 20 | 0-2 | 2-3 | 36-21 | 31-39 | 17,420 |
| 58 | 2/14 @ PHI | W, 5-3 | 25-27-6 | Prospal, Boyle(p), Hlavac, St. Louis, Ward | 26 | 1-5 | 1-1 | 28-30 | 40-43 | 19,336 |
| 59 | 2/16 vs. WSH | L, 2-3 | 25-28-6 | Prospal, Hlavac | 28 | 0-1 | 3-4 | 41-35 | 37-40 | 20,454+ |
| 60 | 2/20 @ BUF | L, 3-4* | 25-28-7 | Gratton, Richards, Prospal | 26 | 0-2 | 5-6 | 25-46 | 30-40 | 18,690 |
| 61 | 2/21 @ NYI | L, 0-1 | 25-29-7 | ----- | 81 | 0-3 | 4-4 | 32-28 | 39-31 | 12,382 |
| 62 | 2/23 vs. BOS | L, 3-5 | 25-30-7 | Darche(s), Ouellet, Prospal(p) | 27 | 1-7 | 4-6 | 28-28 | 29-40 | 20,519+ |
| 63 | 2/27 vs. MIN | L, 2-3 | 25-31-7 | Ouellet(p), Halpern | 12 | 1-7 | 0-2 | 33-27 | 32-41 | 17,211 |
| 64 | 2/29 vs. TOR | W, 3-2* | 26-31-7 | Ouellet(p), Picard(p), Boyle(p) | 22 | 3-4 | 2-2 | 27-25 | 41-35 | 20,641+ |
| 65 | 3/1 @ CAR | L, 1-5 | 26-32-7 | Halpern | 77 | 0-1 | 5-6 | 23-33 | 30-41 | 16,831 |
| 66 | 3/4 vs. PIT | L, 0-2 | 26-33-7 | ----- | 25 | 0-1 | 3-3 | 35-23 | 29-41 | 19,206 |
| 67 | 3/6 @ NJ | L, 2-3 | 26-34-7 | Jokinen, Ouellet | 17 | 0-2 | 5-5 | 20-25 | 43-41 | 19,217 |
| 68 | 3/7 @ PHI | L, 1-2* | 26-34-8 | Ouellet(p) | 26 | 1-3 | 5-5 | 22-33 | 30-31 | 15,670 |
| 69 | 3/9 @ CBJ | L, 3-5 | 26-35-8 | Halpern, St. Louis, Lecavalier | 25 | 0-7 | 3-4 | 27-25 | 31-41 | 14,796 |
| 70 | 3/11 vs. NYI | W, 8-4 | 27-35-8 | Ouellet(p), Lecavalier(p), Halpern, Tarnasky, Lecavalier, Lecavalier, Ouellet, Ward | 4 | 2-5 | 3-4 | 44-24 | 31-39 | 19,111 |
| 71 | 3/13 @ BOS | W, 3-1 | 28-35-8 | Halpern(p), Karlsson, Lecavalier | 24 | 1-1 | 3-3 | 26-36 | 41-30 | 13,373 |
| 72 | 3/15 vs. NYR | W, 3-0 | 29-35-8 | Picard, St. Louis(p), Ouellet | 2 | 1-5 | 3-3 | 30-20 | 41-30 | 20,926+ |
| 73 | 3/19 @ BUF | L, 4-7 | 29-36-8 | Halpern, St. Louis(p), Lecavalier, Lecavalier | 26 | 1-2 | 3-3 | 19-32 | 30-31 | 18,690 |
| 74 | 3/20 @ PIT | L, 2-4 | 29-37-8 | Lecavalier(p), Kuba(p) | 11 | 2-5 | 2-2 | 21-23 | 29-41 | 17,044 |
| 75 | 3/22 @ FLA | L, 2-4 | 29-38-8 | Lessard, Darche | 12 | 0-5 | 2-4 | 37-26 | 29-41 | 18,502 |
| 76 | 3/25 vs. FLA | W, 3-1 | 30-38-8 | Ouellet, Halpern, Kuba | 11 | 0-1 | 3-3 | 26-35 | 31-29 | 16,110 |
| 77 | 3/27 vs. WSH | L, 3-4* | 30-38-9 | Halpern(p), Picard, Ouellet | 43 | 1-2 | 3-3 | 26-32 | 38-31 | 17,777 |
| 78 | 3/29 vs. CAR | W, 2-1 | 31-38-9 | Jokinen(p), Halpern | 11 | 1-6 | 7-7 | 21-39 | 31-30 | 19,311 |
| 79 | 3/31 vs. ATL | L, 0-2 | 31-39-9 | ----- | 17 | 0-6 | 2-2 | 36-24 | 32-41 | 17,441 |
| 80 | 4/2 @ CAR | L, 2-6 | 31-40-9 | St. Louis(p), Halpern(p) | 59 | 2-6 | 4-6 | 25-32 | 30-41 | 17,644 |
| 81 | 4/3 @ WSH | L, 1-4 | 31-41-9 | Kuba | 8 | 0-4 | 6-7 | 19-40 | 38-31 | 18,772 |
| 82 | 4/5 @ ATL | L, 1-4 | 31-42-9 | Darche(p) | 19 | 1-2 | 3-3 | 31-24 | 32-41 | 18,732 |

2006-2007 STATS

2006-2007 INDIVIDUAL SCORING
(44-33-5, 93 pts., 2nd Southeast Division,
Conf. Quarterfinals)

PLAYERS

| POS | # | PLAYER | GP | G | A | PTS | +/- | PIM | PP | SH | GW | OT | S | % |
|-----|----|--------------------|----|----|----|-----|-----|-----|----|----|----|----|-----|------|
| C | 4 | Vincent Lecavalier | 82 | 52 | 56 | 108 | 2 | 44 | 16 | 5 | 7 | 1 | 339 | 15.3 |
| R | 26 | Martin St. Louis | 82 | 43 | 59 | 102 | 7 | 28 | 14 | 5 | 7 | 2 | 273 | 15.8 |
| C | 19 | Brad Richards | 82 | 25 | 45 | 70 | -19 | 23 | 12 | 1 | 3 | 0 | 272 | 9.2 |
| D | 22 | Dan Boyle | 82 | 20 | 43 | 63 | -5 | 62 | 10 | 1 | 4 | 1 | 203 | 9.9 |
| C | 20 | Vaclav Prospal | 82 | 14 | 41 | 55 | -24 | 36 | 2 | 0 | 1 | 0 | 219 | 6.4 |
| D | 71 | Filip Kuba | 81 | 15 | 22 | 37 | -9 | 36 | 5 | 1 | 2 | 1 | 106 | 14.2 |
| C | 9 | Eric Perrin | 82 | 13 | 23 | 36 | -7 | 30 | 2 | 1 | 0 | 0 | 151 | 8.6 |
| L | 17 | Ruslan Fedotenko | 80 | 12 | 20 | 32 | -3 | 52 | 2 | 0 | 1 | 0 | 154 | 7.8 |
| D | 54 | Paul Ranger | 72 | 4 | 24 | 28 | 5 | 42 | 0 | 0 | 2 | 0 | 90 | 4.4 |
| C | 34 | Ryan Craig | 72 | 14 | 13 | 27 | -11 | 55 | 4 | 0 | 2 | 0 | 130 | 10.8 |
| R | 16 | Jason Ward | 70 | 8 | 11 | 19 | -15 | 40 | 0 | 1 | 1 | 0 | 108 | 7.4 |
| D | 55 | Shane O'Brien | 80 | 2 | 14 | 16 | -3 | 176 | 1 | 0 | 2 | 0 | 72 | 2.8 |
| D | 21 | Cory Sarich | 82 | 0 | 15 | 15 | -6 | 70 | 0 | 0 | 0 | 0 | 64 | 0 |
| D | 3 | Doug Janik | 75 | 2 | 9 | 11 | -11 | 53 | 0 | 0 | 0 | 0 | 49 | 4.1 |
| C | 74 | Nick Tarnasky | 77 | 5 | 4 | 9 | -6 | 80 | 0 | 0 | 1 | 0 | 41 | 12.2 |
| C | 24 | Andreas Karlsson | 53 | 3 | 6 | 9 | -4 | 12 | 0 | 0 | 1 | 0 | 25 | 12 |
| D | 44 | Nolan Pratt | 81 | 1 | 7 | 8 | 0 | 44 | 0 | 0 | 0 | 0 | 30 | 3.3 |
| C | 27 | Tim Taylor | 71 | 1 | 5 | 6 | -5 | 16 | 0 | 0 | 1 | 0 | 59 | 1.7 |
| L | 61 | Karl Stewart | 47 | 2 | 3 | 5 | -5 | 47 | 0 | 1 | 0 | 0 | 21 | 9.5 |
| C | 49 | Blair Jones | 20 | 1 | 2 | 3 | 0 | 2 | 0 | 0 | 0 | 0 | 6 | 16.7 |
| R | 36 | Andre Roy | 56 | 1 | 2 | 3 | -4 | 128 | 0 | 0 | 0 | 0 | 15 | 6.7 |
| D | 7 | Luke Richardson | 27 | 0 | 3 | 3 | 3 | 16 | 0 | 0 | 0 | 0 | 3 | 0 |
| R | 56 | Kyle Wanvig | 4 | 0 | 0 | 0 | 0 | 0 | 0 | 0 | 0 | 0 | 0 | 0 |

TRADED PLAYERS

| POS | # | PLAYER | GP | G | A | PTS | +/- | PIM | PP | SH | GW | OT | S | % |
|-----|----|-----------------|----|---|---|-----|-----|-----|----|----|----|----|----|-----|
| L | 29 | Dmitri Afanasev | 33 | 3 | 3 | 6 | -6 | 8 | 0 | 0 | 0 | 0 | 31 | 9.7 |

GOALTENDERS

| # | GOALTENDER | GP | TOI | GAA | W | L | OT | EN | SO | GA | SVS | SV% |
|----|-----------------|----|------|------|----|----|----|----|----|-----|------|-------|
| 40 | Johan Holmqvist | 48 | 2548 | 2.85 | 27 | 15 | 3 | 4 | 1 | 121 | 1013 | 0.893 |
| 30 | Marc Denis | 44 | 2353 | 3.19 | 17 | 18 | 2 | 5 | 1 | 125 | 943 | 0.883 |
| 31 | Karri Ramo | 2 | 70 | 3.43 | 0 | 0 | 0 | 0 | 0 | 4 | 19 | 0.826 |

2006-2007 GAME-BY-GAME RESULTS

| # | OPPONENT | RESULT | RECORD | SCORERS | PP | PK | SF - SA | W - L GLTNR | ATTEND. |
|----|---------------|----------|---------|---|------|-----|---------|-------------|---------|
| 1 | 10/5 @ ATL | W, 3-2** | 1-0-0 | Craig(p), Craig, Lecavalier (x) | 1-7 | 5-7 | 26-11 | 30-32 | 17,629 |
| 2 | 10/7 vs.BOS | L, 2-3 | 1-1-0 | Fedotenko, Craig | 0-6 | 3-3 | 31-25 | 54-30 | 21,234+ |
| 3 | 10/9 vs.ATL | L, 0-1 | 1-2-0 | ----- | 0-6 | 3-3 | 34-19 | 32-30 | 19,817+ |
| 4 | 10/13 @ FLA | L, 2-3 | 1-3-0 | Lecavalier, Craig | 0-7 | 4-5 | 23-27 | 35-40 | 15,208 |
| 5 | 10/14 vs.FLA | W, 4-1 | 2-3-0 | Lecavalier(p), St. Louis(p), Fedotenko, Afanasev | 2-6 | 5-6 | 36-24 | 30-20 | 19,926+ |
| 6 | 10/16 vs. CAR | L, 1-5 | 2-4-0 | Alexeev | 0-3 | 4-7 | 35-23 | 30-30 | 19,815+ |
| 7 | 10/19 vs. PHI | W, 4-1 | 3-4-0 | Craig, Fedotenko, Prospal, Alexeev | 0-4 | 4-4 | 36-35 | 30-30 | 19,920+ |
| 8 | 10/21 @ WSH | W, 6-4 | 4-4-0 | Lecavalier(s), St. Louis, Alexeev, Karlsson, Alexeev(p), Richards | 1-7 | 1-3 | 35-33 | 30-37 | 13,327 |
| 9 | 10/26 vs.CAR | W, 5-1 | 5-4-0 | Fedotenko, St. Louis(p), St. Louis, St. Louis, Lecavalier(p) | 2-5 | 3-3 | 37-24 | 30-30 | 19,826+ |
| 10 | 10/28 @ CAR | L, 4-6 | 5-5-0 | Prospal, Fedotenko, Lecavalier(p), St. Louis | 1-6 | 4-6 | 23-29 | 30-40 | 18,639 |
| 11 | 10/29 vs. SJS | L, 2-4 | 5-6-0 | Lecavalier(p), St. Louis(p) | 2-7 | 1-3 | 20-29 | 20-30 | 19,904+ |
| 12 | 11/1 vs. TOR | L, 2-4 | 5-7-0 | Richards, Lecavalier | 0-4 | 5-6 | 25-29 | 1-30 | 19,977+ |
| 13 | 11/2 @ PHI | W, 5-2 | 6-7-0 | St. Louis, St. Louis, Taylor, Lecavalier, Perrin(s) | 0-6 | 4-4 | 29-32 | 40-30 | 18,633 |
| 14 | 11/4 @ BOS | L, 5-6* | 6-7-1 | Fedotenko(p), Richards(p), Alexeev, St. Louis, Afanasev | 2-7 | 6-9 | 28-33 | 30-30 | 14,169 |
| 15 | 11/6 @ NYI | W, 5-1 | 7-7-1 | Karlsson, St. Louis(p), Kuba(p), Perrin | 3-5 | 3-3 | 27-26 | 40-1 | 9,693 |
| 16 | 11/8 @ PIT | W, 4-3* | 8-7-1 | Afanasev, Richards(p), Perrin, Lecavalier | 1-5 | 3-4 | 31-20 | 40-29 | 14,483 |
| 17 | 11/11 vs. ATL | W, 5-3 | 9-7-1 | Craig(p), Boyle(p), Richards, Lecavalier, Alexeev(p) | 3-11 | 4-5 | 36-30 | 40-32 | 20,034+ |
| 18 | 11/15 vs. MTL | L, 1-3 | 9-8-1 | Prospal | 0-5 | 5-8 | 30-28 | 39-30 | 19,920+ |
| 19 | 11/17 vs. NYI | W, 3-2** | 10-8-1 | Alexeev, Richards(p), Afanasev(x) | 1-3 | 0-0 | 38-31 | 40-39 | 19,919+ |
| 20 | 11/19 @ NYR | L, 1-4 | 10-9-1 | Perrin(p) | 1-5 | 2-4 | 28-34 | 30-40 | 18,200 |
| 21 | 11/20 @ BUF | L, 2-7 | 10-10-1 | St. Louis, St. Louis | 0-7 | 3-5 | 26-29 | 30-30 | 18,690 |
| 22 | 11/22 @ FLA | W, 6-4 | 11-10-1 | Perrin, Richards(p),Craig, Boyle, Craig, Richards | 1-5 | 3-5 | 34-35 | 40-35 | 14,516 |
| 23 | 11/24 vs. ATL | W, 3-2* | 12-10-1 | Boyle(p), Boyle(p), St. Louis | 2-5 | 2-2 | 33-25 | 40-32 | 19,922+ |

| | OPPONENT | RESULT | RECORD | SCORERS | PP | PK | SF - SA | W - L GLTNR | ATTEND. |
|----|---------------|----------|---------|---|-----|-----|---------|-------------|---------|
| 24 | 11/26 vs. OTT | W, 3-1 | 13-10-1 | Kuba, Richards, St. Louis(p) | 1-4 | 2-2 | 18-23 | 40-1 | 19,819+ |
| 25 | 11/28 vs. WSH | L, 2-5 | 13-11-1 | Tarnasky, Lecavalier | 0-7 | 3-3 | 50-20 | 37-40 | 18,874 |
| 26 | 11/30 @ BOS | L, 3-4** | 13-11-2 | Perrin, St. Louis(s), Lecavalier | 0-6 | 2-2 | 34-25 | 30-30 | 11,150 |
| 27 | 12/2 @ OTT | L, 2-5 | 13-12-2 | Perrin, Lecavalier | 0-5 | 4-5 | 36-25 | 1-40 | 18,618 |
| 28 | 12/5 vs. BUF | L, 1-4 | 13-13-2 | Lecavalier | 0-5 | 3-3 | 30-25 | 30-30 | 20,025+ |
| 29 | 12/7 vs. ATL | W, 8-0 | 14-13-2 | Lecavalier, Lecavalier(p), Lecavalier, Alexeev, Richards(p), Boyle, St. Louis(s), Fedotenko | 2-8 | 4-4 | 38-21 | 30-32 | 17,704 |
| 30 | 12/9 vs. ANA | L, 3-4 | 14-14-2 | Perrin, Fedotenko, Richards | 0-5 | 1-2 | 27-25 | 35-30 | 18,719 |
| 31 | 12/12 @TOR | L, 4-5 | 14-15-2 | Alexeev, Lecavalier(p), Richards, St. Louis(p) | 2-5 | 2-4 | 26-25 | 1-40 | 19,462 |
| 32 | 12/14 @ MTL | L, 2-4 | 14-16-2 | Richards(p), St. Louis | 1-6 | 2-2 | 43-20 | 39-30 | 21,273 |
| 33 | 12/16 vs. CAR | L, 2-3 | 14-17-2 | Craig, St. Louis(p) | 1-6 | 3-4 | 32-27 | 30-30 | 18,634 |
| 34 | 12/19 @ WSH | W, 5-4 | 15-17-2 | Kuba(p), St. Louis, Lecavalier(p), St. Louis(p), Alexeev | 3-5 | 3-5 | 35-24 | 30-37 | 10,417 |
| 35 | 12/21 @ OTT | W, 4-2 | 16-17-2 | St. Louis, Fedotenko, Ranger, Lecavalier | 0-7 | 2-3 | 30-18 | 30-1 | 18,603 |
| 36 | 12/23 vs. NYR | W, 4-3 | 17-17-2 | Boyle(p), Boyle, Lecavalier(p), Boyle | 2-6 | 3-4 | 26-28 | 40-30 | 20,122+ |
| 37 | 12/26 @ ATL | L, 1-2 | 17-18-2 | St. Louis(s) | 0-3 | 5-5 | 25-29 | 32-40 | 16,356 |
| 38 | 12/28 vs. PHI | L, 3-4 | 17-19-2 | St. Louis(p), Kuba(p), Fedotenko | 2-6 | 1-2 | 45-26 | 42-40 | 21,171+ |
| 39 | 12/30 vs. MTL | W, 3-1 | 18-19-2 | Richards(p), Prospal, Kuba(p) | 2-5 | 2-2 | 41-13 | 40-39 | 21,120+ |
| 40 | 1/2 @ MTL | L, 2-5 | 18-20-2 | Janik, Kuba | 0-3 | 2-3 | 23-27 | 39-40 | 21,273 |
| 41 | 1/4 @ MIN | W, 3-2 | 19-20-2 | St. Louis(s), Boyle, Lecavalier(p) | 1-3 | 4-4 | 24-31 | 30-35 | 18,568 |
| 42 | 1/5 @ COL | L, 2-4 | 19-21-2 | Prospal, Lecavalier(p) | 1-3 | 1-2 | 28-32 | 31-30 | 18,007 |
| 43 | 1/7 @ PIT | W, 3-2** | 20-21-2 | Craig(p), Tarnasky, St. Louis(x) | 1-4 | 3-4 | 29-22 | 40-29 | 17,132 |
| 44 | 1/9 vs. PIT | W, 3-2 | 21-21-2 | Lecavalier, St. Louis(p), Karlsson | 1-4 | 4-4 | 24-31 | 40-29 | 19,226 |
| 45 | 1/11 vs.WSH | W, 5-4 | 22-21-2 | Craig, Lecavalier, Prospal, Lecavalier, St. Louis | 0-2 | 1-2 | 25-22 | 40-37 | 18,804 |
| 46 | 1/13 @ BUF | W, 3-2 | 23-21-2 | Lecavalier(p), Boyle, Richards | 1-2 | 6-6 | 23-34 | 30-30 | 18,690 |
| 47 | 1/15 @ NYI | W, 4-3 | 24-21-2 | Prospal(p), Richards(p), St. Louis, Lecavalier | 2-5 | 2-4 | 24-36 | 40-39 | 15,426 |
| 48 | 1/16 vs. TOR | L, 2-4 | 24-22-2 | Lecavalier(s), Boyle | 0-4 | 3-4 | 23-28 | 1-30 | 19,830+ |
| 49 | 1/18 @ NJ | W, 3-2** | 25-22-2 | Richards, Richards(p), Ricahrds(x) | 1-4 | 3-4 | 28-28 | 40-30 | 12,698 |
| 50 | 1/20 @ CAR | W, 6-5** | 26-22-2 | Prospal, Lecavalier, Ranger, St. Louis, Kuba, Prospal(x) | 0-1 | 2-3 | 29-35 | 30-30 | 18,196 |
| 51 | 1/26 vs. NJ | L, 0-2 | 26-23-2 | ----- | 0-2 | 4-4 | 28-25 | 30-40 | 21,404+ |
| 52 | 1/30 @ PHI | W, 4-3** | 27-23-2 | St. Louis(p), Fedotenko(p), Lecavalier, Lecavalier(x) | 2-6 | 5-5 | 33-32 | 40-42 | 19,313 |
| 53 | 2/1 @ CAR | W, 4-0 | 28-23-2 | Craig(p), Janik, Lecavalier, St. Louis(p) | 2-2 | 5-5 | 20-31 | 40-47 | 16,635 |
| 54 | 2/3 vs. NYR | W, 3-2 | 29-23-2 | Ranger, Richards(p), Lecavalier(p) | 2-8 | 2-3 | 41-26 | 40-30 | 21,354+ |
| 55 | 2/6 vs. LAK | W, 3-2** | 30-23-2 | Lecavalier(p), Jones, Richards(x) | 1-3 | 1-1 | 29-31 | 40-1 | 18,273 |
| 56 | 2/9 @ NYR | L, 0-5 | 30-24-2 | ----- | 0-3 | 2-2 | 29-24 | 30-40 | 18,200 |
| 57 | 2/11 @ NJ | W, 4-1 | 31-24-2 | Prospal, Tarnasky, Lecavalier, Boyle(p) | 1-3 | 3-4 | 27-22 | 40-30 | 18,022 |
| 58 | 2/13 vs. PHX | W, 5-3 | 32-24-2 | Lecavalier, St. Louis, Lecavalier, Richards(p), Perrin | 1-3 | 2-2 | 27-26 | 40-32 | 18,019 |
| 59 | 2/15 vs. WSH | W, 3-2** | 33-24-2 | Lecavalier(p), Lecavalier(s), St. Louis(x) | 1-3 | 3-4 | 29-38 | 30-1 | 18,744 |
| 60 | 2/17 @ FLA | L, 4-5* | 33-24-3 | St. Louis, Perrin, St. Louis, Boyle(p) | 1-2 | 3-5 | 20-30 | 20-40 | 17,813 |
| 61 | 2/20 vs. FLA | W, 3-2** | 34-24-3 | Craig, St. Louis(s), St. Louis(x) | 1-8 | 2-2 | 36-30 | 30-20 | 19,319 |
| 62 | 2/22 @ ATL | W, 5-4* | 35-24-3 | Richards, Perrin, Lecavalier(p), Roy, St. Louis | 1-5 | 2-3 | 29-28 | 30-1 | 16,032 |
| 63 | 2/23 vs. BOS | L, 2-6 | 35-25-3 | Boyle(p), Kuba | 1-4 | 4-5 | 26-23 | 30-40 | 21,201+ |
| 64 | 2/25 vs. PIT | W, 5-1 | 36-25-3 | St. Louis(p), Ranger, Kuba, Richards, Lecavalier(s) | 1-2 | 3-4 | 24-18 | 40-41 | 21,119+ |
| 65 | 2/27 vs. DAL | L, 1-2* | 36-25-4 | Richards(s) | 0-2 | 3-4 | 20-28 | 35-40 | 19,255 |
| 66 | 3/1 @ WSH | W, 5-4** | 37-25-4 | Prospal, Fedotenko, Lecavalier(s), St. Louis, Tarnasky(x) | 0-6 | 5-6 | 29-27 | 40-1 | 10,462 |
| 67 | 3/3 @ FLA | L, 2-6 | 37-26-4 | Pratt, Prospal | 0-5 | 3-4 | 33-36 | 20-30 | 17,299 |
| 68 | 3/6 @ VAN | L, 1-5 | 37-27-4 | Lecavalier(p) | 1-5 | 4-5 | 17-28 | 1-40 | 18,630 |
| 69 | 3/7 @ EDM | W, 3-1 | 38-27-4 | Prospal(p), Lecavalier, Lecavalier | 1-2 | 2-2 | 25-30 | 30-30 | 16,839 |
| 70 | 3/10 @ CGY | W, 3-2* | 39-27-4 | Tarnasky, Lecavalier, Boyle(p) | 1-3 | 4-4 | 30-27 | 30-34 | 19,289 |
| 71 | 3/13 @ TOR | L, 2-3 | 39-28-4 | Richards(p), Boyle(s) | 1-2 | 2-2 | 21-28 | 1-30 | 19,530 |
| 72 | 3/16 vs. BUF | L, 2-3 | 39-29-4 | Lecavalier, Lecavalier | 0-5 | 3-3 | 37-20 | 30-30 | 21,264+ |
| 73 | 3/18 @ WSH | L, 1-7 | 39-30-4 | Kuba | 0-3 | 1-2 | 31-29 | 37-40 | 14,274 |
| 74 | 3/20 vs. NYI | W, 4-3* | 40-30-4 | Perrin(p), Lecavalier, Ward, Kuba | 1-6 | 2-2 | 40-24 | 40-39 | 19,916+ |
| 75 | 3/22 vs. NJ | W, 3-1 | 41-30-4 | Ward, St. Louis, St. Louis | 0-4 | 2-3 | 32-35 | 30-30 | 20,326+ |
| 76 | 3/24 vs. OTT | L, 2-7 | 41-31-4 | Boyle(p), Boyle | 1-2 | 2-3 | 23-28 | 1-30 | 20,342+ |
| 77 | 3/27 vs. FLA | L, 2-5 | 41-32-4 | Richards, Kuba(s) | 0-3 | 3-4 | 29-26 | 20-30 | 18,856 |
| 78 | 3/30 @ CAR | W, 4-2 | 42-32-4 | St. Louis, Prospal, Kuba, Lecavalier | 0-7 | 4-4 | 29-28 | 40-30 | 18,639 |
| 79 | 3/31 vs. WSH | W, 5-2 | 43-32-4 | Lecavalier, Craig, Boyle(p), St. Louis(s), Ward | 1-2 | 2-2 | 29-25 | 40-37 | 20,064+ |
| 80 | 4/3 vs. CAR | W, 3-2 | 44-32-4 | Perrin, Lecavalier, Boyle | 0-2 | 2-3 | 30-25 | 40-30 | 20,224+ |
| 81 | 4/6 vs. FLA | L, 2-7 | 44-33-4 | Ward, Tarnasky | 0-0 | 1-2 | 22-32 | 20-40 | 21,002+ |
| 82 | 4/7 @ ATL | L, 2-3** | 44-33-5 | Prospal, Kuba | 0-5 | 3-4 | 36-43 | 32-40 | 18,756 |

2005-2006 STATS

2005-2006 INDIVIDUAL SCORING
(43-33-6, 92 pts., 2nd Southeast Division,
Conf. Quarterfinals)

PLAYERS

| POS | # | PLAYER | GP | G | A | PTS | +/- | PIM | PP | SH | GW | OT | S | % |
|-----|----|--------------------|----|----|----|-----|-----|-----|----|----|----|----|-----|------|
| C | 19 | Brad Richards | 82 | 23 | 68 | 91 | 0 | 32 | 7 | 4 | 0 | 0 | 282 | 8.2 |
| L | 20 | Vaclav Prospal | 81 | 25 | 55 | 80 | -3 | 50 | 10 | 0 | 1 | 0 | 236 | 10.6 |
| C | 4 | Vincent Lecavalier | 80 | 35 | 40 | 75 | 0 | 90 | 13 | 2 | 7 | 1 | 309 | 11.3 |
| RW | 26 | Martin St. Louis | 80 | 31 | 30 | 61 | -3 | 38 | 9 | 3 | 7 | 1 | 221 | 14.0 |
| L | 33 | Fredrik Modin | 77 | 31 | 23 | 54 | 5 | 56 | 12 | 1 | 4 | 0 | 221 | 14.0 |
| D | 22 | Dan Boyle | 79 | 15 | 38 | 53 | -8 | 38 | 6 | 0 | 4 | 1 | 153 | 9.8 |
| R | 17 | Ruslan Fedotenko | 80 | 26 | 15 | 41 | -4 | 44 | 4 | 0 | 6 | 1 | 164 | 15.9 |
| D | 13 | Pavel Kubina | 76 | 5 | 33 | 38 | -12 | 96 | 4 | 0 | 3 | 1 | 155 | 3.2 |
| C | 34 | Ryan Craig | 48 | 15 | 13 | 28 | -4 | 6 | 6 | 0 | 0 | 0 | 81 | 18.5 |
| D | 5 | Darryl Sydor | 80 | 4 | 19 | 23 | -18 | 30 | 1 | 0 | 0 | 0 | 64 | 6.3 |
| L | 25 | Dave Andreychuk | 42 | 6 | 12 | 18 | -13 | 16 | 4 | 1 | 1 | 0 | 81 | 7.4 |
| D | 54 | Paul Ranger | 76 | 1 | 17 | 18 | 5 | 58 | 0 | 0 | 1 | 0 | 73 | 1.4 |
| R | 76 | Evgeny Artyukhin | 72 | 4 | 13 | 17 | -4 | 90 | 1 | 0 | 0 | 0 | 79 | 5.1 |
| R | 18 | Rob DiMaio | 61 | 4 | 13 | 17 | -7 | 30 | 2 | 0 | 1 | 0 | 72 | 5.6 |
| L | 29 | Dmitry Afanaseknov | 68 | 9 | 6 | 15 | -7 | 16 | 1 | 0 | 0 | 0 | 78 | 11.5 |
| D | 21 | Cory Sarich | 82 | 1 | 14 | 15 | -2 | 79 | 0 | 0 | 0 | 0 | 88 | 1.1 |
| C | 27 | Tim Taylor | 82 | 7 | 6 | 13 | -12 | 22 | 0 | 0 | 0 | 0 | 109 | 6.4 |
| D | 44 | Nolan Pratt | 82 | 0 | 9 | 9 | 7 | 60 | 0 | 0 | 0 | 0 | 26 | 0.0 |
| C | 8 | Martin Cibak | 65 | 2 | 6 | 8 | 9 | 22 | 0 | 0 | 0 | 0 | 50 | 4.0 |
| R | 14 | Norman Milley | 14 | 2 | 1 | 3 | -2 | 4 | 1 | 0 | 0 | 0 | 12 | 16.7 |
| R | 46 | Darren Reid | 7 | 0 | 1 | 1 | -2 | 0 | 0 | 0 | 0 | 0 | 3 | 0.0 |
| D | 2 | Timo Helbling | 9 | 0 | 1 | 1 | -3 | 6 | 0 | 0 | 0 | 0 | 2 | 0.0 |
| L | 11 | Chris Dingman | 34 | 0 | 1 | 1 | -10 | 22 | 0 | 0 | 0 | 0 | 24 | 0.0 |
| G | 1 | Sean Burke | 35 | 0 | 1 | 1 | 0 | 10 | 0 | 0 | 0 | 0 | 0 | 0.0 |
| C | 47 | John Grahame | 57 | 0 | 1 | 1 | 0 | 14 | 0 | 0 | 0 | 0 | 0 | 0.0 |
| C | 74 | Nick Tarnasky | 12 | 0 | 1 | 1 | -3 | 4 | 0 | 0 | 0 | 0 | 9 | 0.0 |
| R | 16 | Jim Campbell | 1 | 0 | 0 | 0 | 0 | 2 | 0 | 0 | 0 | 0 | 0 | 0.0 |
| D | 38 | Doug O'Brien | 5 | 0 | 0 | 0 | 0 | 2 | 0 | 0 | 0 | 0 | 2 | 0.0 |

GOALTENDERS

| # | GOALTENDER | GP | TOI | GAA | W | L | OT | EN | SO | GA | SVS | SV% |
|----|----------------|----|------|------|----|----|----|----|----|-----|------|------|
| 50 | Gerald Coleman | 2 | 43 | 2.79 | 0 | 0 | 1 | 0 | 0 | 2 | 17 | .882 |
| 1 | Sean Burke | 35 | 1713 | 2.80 | 14 | 10 | 4 | 2 | 2 | 80 | 764 | .895 |
| 47 | John Grahame | 57 | 3152 | 3.06 | 29 | 22 | 1 | 8 | 5 | 161 | 1450 | .889 |

TRADED GOALTENDERS

| # | GOALTENDER | GP | TOI | GAA | W | L | OT | EN | SO | GA | SVS | SV% |
|----|--------------|----|-----|------|---|---|----|----|----|----|-----|------|
| 40 | Brian Eklund | 1 | 58 | 3.10 | 0 | 1 | 0 | 0 | 0 | 3 | 19 | .842 |

2005-2006 GAME-BY-GAME RESULTS

| # | OPPONENT | RESULT | RECORD | SCORERS | PP | PK | SF - SA | W - L GLTNR | ATTEND. |
|----|---------------|-----------|--------|---|------|------|---------|-------------|---------|
| 1 | 10/5 vs. CAR | W, 5-2 | 1-0-0 | Prospal, Richards (p), Boyle, Lecavalier, Taylor | 1-6 | 3-3 | 30-26 | 47-29 | 22,120+ |
| 2 | 10/7 @ FLA | L, 0-2 | 1-1-0 | ----- | 0-3 | 5-5 | 27-31 | 1-47 | 18,512 |
| 3 | 10/8 vs. FLA | W, 2-1 | 2-1-0 | Modin, St. Louis (p) | 1-10 | 9-10 | 34-29 | 47-1 | 20,933+ |
| 4 | 10/10 vs. BOS | L, 2-4 | 2-2-0 | Modin, Boyle | 0-6 | 6-7 | 28-24 | 1-47 | 20,032+ |
| 5 | 10/13 vs. BUF | L, 3-4 ** | 2-2-1 | Richards, Lecavalier, Prospal | 0-2 | 9-9 | 35-33 | 30-47 | 20,184+ |
| 6 | 10/15 @ PIT | W, 3-1 | 3-2-1 | Prospal, Fedotenko (p), Lecavalier | 1-7 | 2-2 | 30-21 | 1-29 | 17,132 |
| 7 | 10/16 @ WSH | L, 2-3 ** | 3-2-2 | Lecavalier (p), Prospal | 1-8 | 5-5 | 28-14 | 1-37 | 10,002 |
| 8 | 10/20 @ ATL | W, 6-0 | 4-2-2 | St. Louis (p), Modin, Fedotenko, Modin (p), Prospal, Lecavalier | 2-10 | 3-3 | 36-15 | 47-35 | 12,913 |
| 9 | 10/21 vs. OTT | L, 1-4 | 4-3-2 | Afanaseknov | 0-7 | 5-5 | 24-29 | 39-47 | 20,494+ |
| 10 | 10/26 @ NJ | W, 6-3 | 5-3-2 | St. Louis, Modin, Prospal (p), Andreychuk, Andreychuk (p), Lecavalier | 2-8 | 5-5 | 39-23 | 47-30 | 11,484 |
| 11 | 10/28 vs. WSH | W, 4-2 | 6-3-2 | Boyle, St. Louis, Lecavalier (p), Prospal | 1-8 | 5-5 | 28-14 | 1-37 | 20,722+ |
| 12 | 10/29 @ ATL | W, 3-2 | 7-3-2 | Modin, Richards, Modin (p) | 1-5 | 4-5 | 23-31 | 47-31 | 14,737 |
| 13 | 11/1 vs. ATL | L, 4-6 | 7-4-2 | Richards, Richards (s), Lecavalier, Prospal | 0-2 | 0-4 | 33-29 | 31-47 | 19,820+ |
| 14 | 11/3 @ OTT | L, 2-4 | 7-5-2 | Richards (p), Lecavalier | 2-7 | 2-2 | 33-31 | 39-47 | 18,604 |
| 15 | 11/5 @ TOR | L, 3-5 | 7-6-2 | Artyukhin, Boyle (p), Lecavalier (p) | 2-7 | 6-8 | 36-26 | 20-47 | 19,290 |
| 16 | 11/8 @ MTL | L, 2-3 | 7-7-2 | Taylor, Prospal | 0-8 | 5-7 | 34-19 | 60-40 | 21,273 |
| 17 | 11/10 vs. NYR | L, 2-5 | 7-8-2 | St. Louis, Boyle (p) | 1-7 | 6-7 | 25-20 | 30-47 | 21,124+ |
| 18 | 11/11 @ ATL | L, 2-5 | 7-9-2 | Prospal, Fedotenko | 0-4 | 5-8 | 36-27 | 33-47 | 14,017 |
| 19 | 11/14 vs. PHI | W, 5-2 | 8-9-2 | Prospal, Boyle (p), Prospal (p), Cibak, Prospal | 2-6 | 2-4 | 33-24 | 47-42 | 20,020+ |
| 20 | 11/15 @ WSH | L, 3-4 ** | 8-9-3 | Modin, Fedotenko, Modin | 0-4 | 4-5 | 35-40 | 1-1 | 11,515 |

| # | OPPONENT | RESULT | RECORD | SCORERS | PP | PK | SF - SA | W - L GLTNR | ATTEND. |
|----|---------------|-----------|---------|--|-----|-----|---------|-------------|---------|
| 21 | 11/17 vs. NYI | W, 3-2 | 9-9-3 | Fedotenko, Richards, St. Louis | 0-5 | 5-5 | 31-36 | 47-39 | 20,119+ |
| 22 | 11/20 @ CAR | W, 5-2 | 10-9-3 | Richards, Lecavalier (p), Fedotenko, St. Louis, Modin (p) | 2-4 | 4-4 | 29-22 | 47-30 | 12,423 |
| 23 | 11/22 @ PHI | W, 4-2 | 11-9-3 | Cibak, Richards, Boyle, Taylor | 0-2 | 3-4 | 25-32 | 1-42 | 19,567 |
| 24 | 11/23 @ WSH | W, 4-3 ** | 12-9-3 | Boyle, DiMaio, Boyle, Prospal (x) | 0-7 | 3-4 | 42-20 | 47-37 | 12,038 |
| 25 | 11/25 vs. NJ | L, 2-8 | 12-10-3 | Modin, St. Louis | 0-2 | 2-3 | 26-26 | 30-1 | 21,812+ |
| 26 | 11/27 vs. PIT | W, 4-1 | 13-10-3 | Richards, DiMaio (p), Modin (p), Modin (p) | 3-9 | 2-2 | 36-21 | 47-41 | 20,218+ |
| 27 | 11/30 vs. TOR | W, 2-1 | 14-10-3 | St. Louis, Kubina (p) | 1-6 | 5-5 | 24-21 | 47-20 | 19,847+ |
| 28 | 12/2 vs. CHI | W, 3-2 ** | 15-10-3 | St. Louis (p), Lecavalier, Richards (x) | 1-6 | 4-4 | 27-36 | 47-31 | 20,526+ |
| 29 | 12/8 vs. STL | W, 5-4 | 16-10-3 | Modin (p), Fedotenko, Taylor, St. Louis, Fedotenko | 1-4 | 4-5 | 33-22 | 47-40 | 19,812+ |
| 30 | 12/10 vs. NSH | W, 4-3 | 17-10-3 | Andreychuk (p), St. Louis, Sydor, Lecavalier (p) | 2-9 | 5-6 | 29-16 | 47-30 | 19,905+ |
| 31 | 12/14 @ ANA | L, 2-4 | 17-11-3 | Richards (p), Prospal | 1-7 | 5-7 | 24-33 | 35-47 | 12,286 |
| 32 | 12/15 @ PHX | W, 3-1 | 18-11-3 | Modin, Lecavalier (s), Fedotenko (p) | 1-7 | 4-4 | 28-27 | 1-31 | 14,067 |
| 33 | 12/17 vs. DET | L, 3-6 | 18-12-3 | DiMaio (p), Andreychuk (p), Craig | 2-8 | 4-5 | 31-29 | 30-47 | 21,204+ |
| 34 | 12/20 @ CAR | L, 4-6 | 18-13-3 | Modin (p), Prospal, Craig (p), St. Louis | 2-6 | 6-9 | 24-30 | 29-1 | 12,188 |
| 35 | 12/22 @ NYR | L, 2-4 | 18-14-3 | Fedotenko, Richards (p) | 1-7 | 2-5 | 32-36 | 30-47 | 18,200 |
| 36 | 12/23 vs. BUF | L, 1-4 | 18-15-3 | Prospal | 0-7 | 4-5 | 31-31 | 30-47 | 21,120+ |
| 37 | 12/26 vs. CAR | W, 5-4 * | 19-15-3 | Modin, Andreychuk (s), Andreychuk (p), Taylor, Boyle | 1-6 | 2-4 | 41-30 | 47-29 | 20,662+ |
| 38 | 12/28 vs. MTL | L, 3-4 | 19-16-3 | Lecavalier, Craig, Kubina | 0-5 | 4-6 | 44-24 | 60-47 | 21,934+ |
| 39 | 12/30 vs. BOS | L, 1-2 | 19-17-3 | DiMaio | 0-5 | 4-4 | 32-24 | 33-1 | 21,524+ |
| 40 | 1/2 @ NYI | W, 2-1 | 20-17-3 | Lecavalier, St. Louis (s) 0-8 | 0-8 | 7-8 | 43-36 | 1-30 | 10,912 |
| 41 | 1/3 @ NYR | W, 1-0 * | 21-17-3 | Prospal | 0-3 | 6-6 | 20-36 | 47-30 | 18,200 |
| 42 | 1/5 @ BUF | L, 1-3 | 21-18-3 | St. Louis | 0-4 | 5-7 | 22-31 | 31-1 | 18,032 |
| 43 | 1/7 @ BOS | L, 3-6 | 21-19-3 | Modin, Artyukhin, Lecavalier | 0-5 | 1-1 | 32-34 | 1-47 | 17,565 |
| 44 | 1/13 vs. CBJ | W, 4-2 | 22-19-3 | Taylor, Fedotenko, St. Louis, Lecavalier | 0-6 | 2-3 | 39-24 | 1-30 | 20,425+ |
| 45 | 1/16 @ SJS | L, 1-3 | 22-20-3 | Richards | 0-2 | 3-3 | 22-25 | 35-1 | 17,107 |
| 46 | 1/17 @ LAK | W, 4-1 | 23-20-3 | St. Louis (p), Lecavalier (p), Fedotenko, Milley | 2-6 | 5-5 | 25-23 | 47-35 | 17,017 |
| 47 | 1/20 @ DAL | W, 6-3 | 24-20-3 | Richards (s), Sydor, Fedotenko, Kubina (p), Craig, Afanaseknov | 1-5 | 2-2 | 22-28 | 1-35 | 18,532 |
| 48 | 1/21 @ ATL | W, 2-0 | 25-20-3 | Modin (p), Lecavalier (p) | 2-5 | 4-4 | 24-20 | 47-32 | 18,704 |
| 49 | 1/24 vs. FLA | L, 2-3 * | 25-20-4 | Richards, Craig | 0-6 | 3-3 | 50-26 | 1-1 | 19,900+ |
| 50 | 1/26 vs. NJ | W, 1-0 * | 26-20-4 | Fedotenko | 0-2 | 5-5 | 33-20 | 47-30 | 20,224+ |
| 51 | 1/28 @ PHI | W, 6-0 | 27-20-4 | Boyle, Modin (p), Modin (p), Modin, Prospal (p), Craig | 3-9 | 4-4 | 30-38 | 1-30 | 19,789 |
| 52 | 1/29 @ WSH | L, 1-2 | 27-21-4 | Lecavalier | 0-7 | 2-2 | 35-24 | 37-47 | 15,041 |
| 53 | 1/31 vs. TOR | W, 3-2 ** | 28-21-4 | Richards, Craig (p), Lecavalier (x) | 1-5 | 3-4 | 37-27 | 1-20 | 20,634+ |
| 54 | 2/4 vs. WSH | W, 5-0 | 29-21-4 | Fedotenko, Craig, Richards (s), Richards (p), Milley (p) | 2-7 | 5-5 | 37-29 | 47-1 | 21,219+ |
| 55 | 2/6 @ NYI | W, 3-2 * | 30-21-4 | Modin, St. Louis, Lecavalier | 0-5 | 3-3 | 24-30 | 1-39 | 10,471 |
| 56 | 2/7 @ NJ | L, 4-7 | 30-22-4 | Artyukhin (p), Sydor, Lecavalier (p), Lecavalier (s) | 2-5 | 6-9 | 35-30 | 30-1 | 10,191 |
| 57 | 2/9 vs. CAR | W, 5-3 | 31-22-4 | Artyukhin, Modin (s), Prospal (p), Modin, Fedotenko | 1-3 | 4-5 | 24-36 | 47-29 | 20,824+ |
| 58 | 2/11 @ BOS | W, 6-5 | 32-22-4 | Fedotenko, Prospal (p), Afanaseknov, Afanaseknov, Craig, Prospal (p) | 2-9 | 3-3 | 36-26 | 47-30 | 16,507 |
| 59 | 2/28 vs. FLA | L, 2-8 | 32-23-4 | Lecavalier (p), Craig (p) | 2-8 | 5-8 | 34-22 | 1-47 | 19,805+ |
| 60 | 3/4 vs. MTL | L, 2-6 | 32-24-4 | Fedotenko, Lecavalier (p) | 1-8 | 3-4 | 29-22 | 39-47 | 20,212+ |
| 61 | 3/6 vs. OTT | L, 0-4 | 32-25-4 | ----- | 0-3 | 2-2 | 31-34 | 1-1 | 19,855+ |
| 62 | 3/7 @ PIT | W, 5-4 ** | 33-25-4 | Boyle, Afanaseknov, Modin, Boyle (p), Richards (x) | 1-6 | 5-7 | 34-27 | 47-29 | 15,048 |
| 63 | 3/9 @ BUF | L, 5-8 | 33-26-4 | Richards (p), Fedotenko (p), Lecavalier, Prospal (p), St. Louis | 3-7 | 3-4 | 40-23 | 30-1 | 17,934 |
| 64 | 3/11 @ TOR | L, 1-5 | 33-27-4 | Fedotenko | 0-7 | 5-7 | 30-30 | 32-1 | 19,431 |
| 65 | 3/13 @ MTL | W, 2-1 | 34-27-4 | Lecavalier, St. Louis (s) | 0-3 | 6-7 | 24-32 | 1-39 | 21,273 |
| 66 | 3/14 @ OTT | L, 3-4 | 34-28-4 | Lecavalier, Lecavalier (p), Afanaseknov | 1-8 | 2-4 | 26-31 | 1-47 | 19,810 |
| 67 | 3/17 vs. PHI | W, 6-3 | 35-28-4 | Craig (p), Prospal (p), Craig, Modin (p), Lecavalier, Richards (s) | 3-8 | 6-7 | 25-31 | 47-42 | 20,834+ |
| 68 | 3/19 vs. NYI | W, 5-2 | 36-28-4 | Kubina (p), Lecavalier, Fedotenko, St. Louis, Modin (p) | 2-7 | 1-1 | 37-32 | 47-39 | 19,870+ |
| 69 | 3/20 @ FLA | L, 5-6 * | 36-28-5 | Fedotenko, St. Louis (p), St. Louis, Craig, Richards | 1-5 | 2-3 | 34-38 | 1-50 | 13,071 |
| 70 | 3/23 vs. WSH | W, 4-3 * | 37-28-5 | Boyle (p), Fedotenko, Craig (p), Kubina (p) | 3-5 | 6-7 | 37-30 | 47-37 | 19,917+ |
| 71 | 3/25 vs. NYR | W, 4-3 ** | 38-28-5 | St. Louis, Modin, Sarich, Richards (x) | 0-5 | 1-3 | 34-23 | 47-30 | 21,319+ |
| 72 | 3/27 @ CAR | L, 1-2 | 38-29-5 | St. Louis (p) | 1-6 | 4-5 | 24-29 | 29-47 | 15,149 |
| 73 | 3/30 vs. ATL | W, 4-3 | 39-29-5 | Afanaseknov, Afanaseknov (p), Taylor, Ranger | 1-5 | 1-1 | 33-22 | 47-32 | 20,154+ |
| 74 | 4/1 @ FLA | L, 2-4 | 39-30-5 | St. Louis (p), Sydor (p) | 2-7 | 2-3 | 44-35 | 1-47 | 18,109 |
| 75 | 4/3 vs. FLA | W, 4-1 | 40-30-5 | Modin, Lecavalier, Lecavalier (p), Fedotenko | 1-5 | 5-5 | 30-30 | 1-1 | 19,802+ |
| 76 | 4/6 vs. ATL | W, 3-2 ** | 41-30-5 | Craig (p), St. Louis (p), Richards (x) | 2-5 | 3-4 | 29-31 | 1-1 | 19,901+ |
| 77 | 4/8 vs. PIT | W, 1-0 | 42-30-5 | Lecavalier | 0-6 | 3-3 | 25-25 | 1-29 | 20,844+ |
| 78 | 4/9 @ ATL | L, 3-6 | 42-31-5 | Prospal (p), Boyle (p), St. Louis | 2-5 | 2-3 | 32-48 | 29-47 | 13,046 |
| 79 | 4/11 vs. FLA | L, 2-6 | 42-32-5 | Afanaseknov, St. Louis (p) | 1-5 | 3-4 | 34-24 | 1-1 | 19,829+ |
| 80 | 4/14 @ CAR | L, 4-5 ** | 42-32-6 | Prospal (p), Fedotenko, St. Louis (s), Richards | 1-6 | 4-7 | 35-21 | 29-1 | 18,730 |
| 81 | 4/15 vs. CAR | W, 3-2 * | 43-32-6 | Richards (p), Modin, St. Louis | 1-5 | 7-7 | 32-27 | 47-29 | 21,033+ |
| 82 | 4/18 vs. WSH | L, 1-4 | 43-33-6 | Fedotenko (p) | 1-8 | 3-4 | 43-28 | 1-47 | 20,154+ |

2003-2004 STATS

2003-2004 INDIVIDUAL SCORING
(46-22-8-6, 106 pts., 1st Southeast Division,
Won Stanley Cup)

PLAYERS

| POS # | PLAYER | GP | G | A | PTS | +/- | PIM | PP | SH | GW | GT | OT | S | % |
|-------|-----------------------|----|----|----|-----|-----|-----|----|----|----|----|----|-----|------|
| RW | 26 Martin St. Louis | 82 | 38 | 56 | 94 | 35 | 24 | 8 | 8 | 7 | 0 | 1 | 212 | 17.9 |
| LW | 61 Cory Stillman | 81 | 25 | 55 | 80 | 18 | 36 | 11 | 1 | 6 | 0 | 0 | 178 | 14 |
| C | 19 Brad Richards | 82 | 26 | 53 | 79 | 14 | 12 | 5 | 1 | 6 | 0 | 0 | 244 | 10.7 |
| C | 4 Vincent Lecavalier | 81 | 32 | 34 | 66 | 23 | 52 | 5 | 2 | 6 | 0 | 0 | 242 | 13.2 |
| LW | 33 Fredrik Modin | 82 | 29 | 28 | 57 | 31 | 32 | 5 | 1 | 2 | 1 | 0 | 206 | 14.1 |
| LW | 25 Dave Andreychuk | 82 | 21 | 18 | 39 | -9 | 42 | 10 | 0 | 5 | 1 | 1 | 165 | 12.7 |
| LW | 17 Ruslan Fedotenko | 77 | 17 | 22 | 39 | 14 | 30 | 0 | 0 | 3 | 0 | 0 | 116 | 14.7 |
| D | 22 Dan Boyle | 78 | 9 | 30 | 39 | 23 | 60 | 3 | 0 | 2 | 0 | 0 | 137 | 6.6 |
| D | 13 Pavel Kubina | 81 | 17 | 18 | 35 | 9 | 85 | 8 | 1 | 4 | 0 | 1 | 153 | 11.1 |
| C | 27 Tim Taylor | 82 | 7 | 15 | 22 | -5 | 25 | 0 | 0 | 1 | 0 | 0 | 95 | 7.4 |
| D | 55 Darryl Sydor (TOT) | 80 | 3 | 19 | 22 | -16 | 32 | 1 | 0 | 0 | 0 | 0 | 122 | 2.5 |
| | (TB) | 31 | 1 | 6 | 7 | 3 | 6 | 0 | 0 | 0 | 0 | 0 | 42 | 2.4 |
| | (CBJ) | 49 | 2 | 13 | 15 | -19 | 26 | 1 | 0 | 0 | 0 | 0 | 80 | 2.5 |
| D | 37 Brad Lukowich | 79 | 5 | 14 | 19 | 29 | 24 | 0 | 0 | 1 | 0 | 0 | 86 | 5.8 |
| D | 21 Cory Sarich | 82 | 3 | 16 | 19 | 5 | 89 | 0 | 1 | 1 | 0 | 0 | 93 | 3.2 |
| LW | 29 Dmitry Afanasev | 71 | 6 | 10 | 16 | -4 | 12 | 0 | 0 | 1 | 0 | 0 | 98 | 6.1 |
| RW | 7 Ben Clymer | 66 | 2 | 8 | 10 | 5 | 50 | 0 | 0 | 0 | 0 | 0 | 96 | 2.1 |
| C | 8 Martin Cibak | 63 | 2 | 7 | 9 | -1 | 30 | 0 | 0 | 0 | 0 | 0 | 44 | 4.5 |
| D | 5 Jassen Cullimore | 79 | 2 | 5 | 7 | 8 | 58 | 0 | 0 | 1 | 0 | 1 | 78 | 2.6 |
| LW | 11 Chris Dingman | 74 | 1 | 5 | 6 | -9 | 140 | 0 | 0 | 0 | 0 | 0 | 65 | 1.5 |
| RW | 24 Shane Willis | 12 | 0 | 6 | 6 | 1 | 2 | 0 | 0 | 0 | 0 | 0 | 27 | 0 |
| D | 44 Nolan Pratt | 58 | 1 | 3 | 4 | 11 | 42 | 0 | 0 | 0 | 0 | 0 | 35 | 2.9 |
| RW | 36 Andre Roy | 33 | 1 | 1 | 2 | -5 | 78 | 0 | 0 | 0 | 1 | 0 | 24 | 4.2 |
| D | 38 Darren Rumble | 5 | 0 | 0 | 0 | -2 | 2 | 0 | 0 | 0 | 0 | 0 | 5 | 0 |
| C | 9 Eric Perrin | 4 | 0 | 0 | 0 | -1 | 0 | 0 | 0 | 0 | 0 | 0 | 3 | 0 |

TRADED PLAYERS

| POS # | PLAYER | GP | G | A | PTS | +/- | PIM | PP | SH | GW | GT | OT | S | % |
|-------|---------------------|----|---|---|-----|-----|-----|----|----|----|----|----|----|---|
| C | 16 Alexander Svitov | 11 | 0 | 3 | 3 | 0 | 4 | 0 | 0 | 0 | 0 | 0 | 16 | 0 |

GOALTENDERS

| # | GOALTENDER | GP | TOI | GAA | W | L | OT | EN | SO | GA | SVS | SV% |
|----|--------------------|----|---------|------|----|----|----|----|----|-----|------|------|
| 35 | Nikolai Khabibulin | 55 | 3273:46 | 2.33 | 28 | 19 | 7 | 4 | 3 | 127 | 1287 | .910 |
| 47 | John Grahame | 29 | 1688:13 | 2.06 | 18 | 9 | 1 | 3 | 1 | 58 | 606 | .913 |

2003-2004 GAME-BY-GAME RESULTS

| # | OPPONENT | RESULT | RECORD | SCORERS | PP | PK | SF-SA | W-LGLTNR | ATTEND. |
|----|---------------|---------|----------|--|-----|-----|-------|----------|---------|
| 1 | 10/10 vs. BOS | W, 5-1 | 1-0-0-0 | Stillman (p), Afanasev, Stillman (p), Richards (p), Taylor | 3-7 | 3-3 | 25-30 | 35-29 | 20,454+ |
| 2 | 10/16 vs. PHX | W, 5-1 | 2-0-0-0 | Lukowich, St. Louis(p), Cullimore, Kubina, Modin | 1-8 | 3-4 | 31-21 | 35-33 | 12,784 |
| 3 | 10/18 @ NJ | W, 3-2 | 3-0-0-0 | Cibak, Lecavalier (p), St. Louis | 1-4 | 2-3 | 23-31 | 35-30 | 15,590 |
| 4 | 10/21 vs. ATL | W, 3-2* | 4-0-0-0 | Stillman (p), Stillman (p), Kubina (s, gw) | 2-6 | 7-7 | 23-37 | 35-31 | 14,822 |
| 5 | 10/23 @ CBJ | W, 1-0 | 5-0-0-0 | Lecavalier | 0-2 | 4-4 | 28-20 | 47-30 | 16,542 |
| 6 | 10/25 vs. MIN | W, 3-2 | 6-0-0-0 | Richards, Lecavalier (p), Stillman (s, gw) | 1-6 | 5-7 | 29-21 | 35-35 | 16,223 |
| 7 | 10/30 vs. SJ | T, 2-2* | 6-0-1-0 | Kubina (p), Andreychuk (p) | 2-8 | 7-7 | 35-27 | 20-35 | 17,609 |
| 8 | 11/1 vs. CAR | W, 4-3 | 7-0-1-0 | St. Louis, Lecavalier, Lecavalier, Stillman | 0-3 | 4-4 | 28-36 | 35-80 | 16,616 |
| 9 | 11/4 vs. WSH | L, 1-5 | 7-1-1-0 | St. Louis | 0-6 | 3-5 | 42-23 | 37-35 | 14,312 |
| 10 | 11/6 vs. LA | L, 0-1* | 7-1-1-1 | - | 0-2 | 0-0 | 30-20 | 32-47 | 14,287 |
| 11 | 11/8 vs. PIT | W, 9-0 | 8-1-1-1 | Lukowich, Modin, Lecavalier(s), Stillman, Lecavalier, Kubina (p), Lecavalier, Fedotenko, Fedotenko | 1-8 | 4-4 | 42-15 | 35-31 | 18,262 |
| 12 | 11/9 @ CAR | T, 1-1* | 8-1-2-1 | Stillman (p) | 1-1 | 2-2 | 26-39 | 1-47 | 9,821 |
| 13 | 11/11 @ FLA | L, 0-4 | 8-2-2-1 | ----- | 0-5 | 2-3 | 26-29 | 1-35 | 13,214 |
| 14 | 11/14 @ WSH | W, 5-2 | 9-2-2-1 | Lecavalier, Modin, Modin, Stillman (p), St. Louis (s) | 1-4 | 5-5 | 21-22 | 47-37 | 14,536 |
| 15 | 11/20 vs. NYI | W, 3-2 | 10-2-2-1 | Modin, Richards, Stillman | 0-5 | 4-4 | 32-28 | 35-39 | 14,898 |
| 16 | 11/22 vs. BUF | W, 2-1 | 11-2-2-1 | Kubina, Kubina (p, gw) | 1-3 | 2-2 | 23-26 | 47-35 | 20,112+ |
| 17 | 11/23 @ CAR | T, 0-0* | 11-2-3-1 | - | 0-4 | 6-6 | 21-37 | 80-35 | 10,391 |
| 18 | 11/25 vs. NYR | L, 0-2 | 11-3-3-1 | - | 0-6 | 2-3 | 36-26 | 30-35 | 16,034 |
| 19 | 11/28 vs. STL | T, 2-2* | 11-3-4-1 | Modin, Boyle (p) | 1-6 | 2-3 | 27-24 | 1-35 | 18,787 |
| 20 | 11/29 @ ATL | L, 1-2 | 11-4-4-1 | Boyle | 0-6 | 3-4 | 28-20 | 31-47 | 16,487 |
| 21 | 12/2 @ MTL | L, 2-3 | 11-5-4-1 | Taylor, Lecavalier | 0-3 | 2-3 | 26-25 | 60-35 | 19,858 |
| 22 | 12/4 vs. OTT | L, 1-4 | 11-6-4-1 | Andreychuk (p) | 1-7 | 4-5 | 30-26 | 31-47 | 15,221 |
| 23 | 12/6 @ BUF | W, 3-1 | 12-6-4-1 | Afanasev, Andreychuk, Modin | 0-4 | 5-5 | 29-38 | 35-43 | 15,883 |
| 24 | 12/7 @ NYR | W, 3-2 | 13-6-4-1 | Andreychuk, St. Louis (p), Sarich | 1-3 | 2-2 | 24-31 | 47-30 | 18,200 |
| 25 | 12/9 @ NYI | L, 2-5 | 13-7-4-1 | Kubina (p), Fedotenko | 1-3 | 5-5 | 31-35 | 30-35 | 10,860 |

| # | OPPONENT | RESULT | RECORD | SCORERS | PP | PK | SF-SA | W-LGLTNR | ATTEND. |
|----|---------------|---------|-----------|---|-----|-----|-------|----------|---------|
| 26 | 12/11 @ OTT | L, 2-3 | 13-8-4-1 | Andreychuk, Fedotenko | 0-3 | 2-2 | 24-40 | 40-35 | 17,256 |
| 27 | 12/13 vs. MTL | L, 2-5 | 13-9-4-1 | Afanasev, Andreychuk | 0-5 | 2-3 | 37-22 | 60-47 | 17,228 |
| 28 | 12/16 @ TOR | L, 0-3 | 13-10-4-1 | ----- | 0-6 | 4-5 | 21-21 | 20-35 | 19,331 |
| 29 | 12/18 @ PHI | W, 5-4* | 14-10-4-1 | Lecavalier, Richards(p), Stillman(p), St. Louis, St. Louis | 2-6 | 2-3 | 28-41 | 35-33 | 19,332 |
| 30 | 12/20 vs. DAL | L, 1-2 | 14-11-4-1 | St. Louis (s) | 0-7 | 2-3 | 27-22 | 35-35 | 16,233 |
| 31 | 12/23 @ BOS | T, 1-1* | 14-11-5-1 | Roy | 0-1 | 1-1 | 32-22 | 1-35 | 13,266 |
| 32 | 12/26 @ ATL | L, 1-3 | 14-12-5-1 | Lukowich | 0-4 | 4-4 | 35-24 | 31-35 | 18,545 |
| 33 | 12/27 vs. BOS | W, 4-2 | 15-12-5-1 | Lecavalier(s), St. Louis(s), St. Louis(s), Richards | 0-4 | 6-6 | 22-19 | 47-1 | 19,942+ |
| 34 | 12/29 vs. ANA | L, 0-2 | 15-13-5-1 | ----- | 0-7 | 3-3 | 31-25 | 35-35 | 17,662 |
| 35 | 12/31 vs. FLA | T, 2-2* | 15-13-6-1 | Richards(p), Stillman(p) | 2-2 | 0-1 | 42-32 | 1-35 | 15,234 |
| 36 | 1/2 vs. CBJ | L, 0-2 | 15-14-6-1 | ----- | 0-1 | 1-1 | 37-15 | 30-47 | 13,609 |
| 37 | 1/3 vs. PHI | W, 6-1 | 16-14-6-1 | Modin, Modin(p), Modin, Lecavalier, Clymer, Fedotenko | 1-3 | 1-1 | 27-19 | 35-42 | 19,242 |
| 38 | 1/6 @ OTT | L, 2-5 | 16-15-6-1 | St. Louis, Pratt | 0-3 | 2-5 | 29-27 | 31-35 | 16,890 |
| 39 | 1/8 @ MTL | W, 4-1 | 17-15-6-1 | Modin(s), St. Louis, Fedotenko, St. Louis | 0-4 | 0-1 | 27-15 | 47-60 | 20,706 |
| 40 | 1/9 @ NJ | W, 4-1 | 18-15-6-1 | St. Louis(s), Stillman, Andreychuk, Modin | 0-2 | 4-4 | 37-19 | 47-30 | 19,040 |
| 41 | 1/11 @ NYR | W, 2-1* | 19-15-6-1 | Boyle, Cullimore | 0-7 | 5-5 | 39-23 | 47-30 | 18,200 |
| 42 | 1/13 @ PIT | W, 3-1 | 20-15-6-1 | Stillman(p), Richards, Andreychuk | 1-4 | 1-2 | 31-13 | 47-30 | 10,039 |
| 43 | 1/15 vs. CAR | W, 5-4 | 21-15-6-1 | Richards, St. Louis, St. Louis, St. Louis(p), Andreychuk(p) | 2-5 | 3-5 | 26-24 | 35-1 | 19,909+ |
| 44 | 1/17 @ FLA | L, 1-2 | 21-16-6-1 | St. Louis | 0-3 | 0-0 | 51-15 | 1-47 | 19,250 |
| 45 | 1/19 vs. COL | L, 4-5* | 21-16-6-2 | Modin, Afanasev, Taylor, Fedotenko | 0-3 | 1-1 | 35-24 | 1-35 | 19,212 |
| 46 | 1/21 @ VAN | L, 4-5* | 21-16-6-3 | Modin, Boyle(p), Fedotenko, Andreychuk | 1-7 | 4-4 | 35-28 | 39-35 | 18,630 |
| 47 | 1/22 @ EDM | W, 3-2 | 22-16-6-3 | Kubina, Lecavalier, Richards | 0-2 | 3-3 | 22-28 | 47-35 | 16,839 |
| 48 | 1/24 @ CGY | W, 6-2 | 23-16-6-3 | St. Louis(p), St. Louis, Richards, Taylor, St. Louis, Fedotenko | 1-3 | 2-3 | 29-20 | 47-1 | 17,109 |
| 49 | 1/27 @ PIT | W, 6-2 | 24-16-6-3 | Kubina(p), Kubina(p), Stillman(p), Modin, St. Louis(s), Stillman | 3-6 | 1-2 | 39-22 | 47-29 | 9,391 |
| 50 | 1/29 vs. PIT | W, 5-1 | 25-16-6-3 | Richards, Kubina(p), Lecavalier, St. Louis, Lukowich | 1-3 | 4-4 | 32-14 | 35-30 | 15,847 |
| 51 | 1/31 vs. ATL | W, 5-2 | 26-16-6-3 | Modin(p), Modin, Andreychuk, Richards, Fedotenko | 1-3 | 3-3 | 38-23 | 47-31 | 20,762+ |
| 52 | 2/2 @ PHI | W, 2-1 | 27-16-6-3 | Kubina(p), Fedotenko | 1-2 | 3-3 | 18-19 | 35-35 | 19,048 |
| 53 | 2/3 @ WSH | L, 1-2 | 27-17-6-3 | Lecavalier | 0-3 | 1-1 | 39-14 | 33-35 | 13,085 |
| 54 | 2/5 @ NSH | W, 5-2 | 28-17-6-3 | Richards(p), Boyle(p), Kubina, Clymer, Taylor | 2-4 | 6-6 | 29-26 | 35-29 | 9,879 |
| 55 | 2/10 vs. TOR | T, 4-4* | 28-17-7-3 | St. Louis(p), Lecavalier(p), Lecavalier(p), Richards | 3-4 | 3-5 | 29-29 | 35-37 | 17,222 |
| 56 | 2/12 vs. MTL | W, 5-3 | 29-17-7-3 | St. Louis(p), St. Louis, Richards, Lecavalier, Richards | 1-6 | 3-4 | 41-25 | 47-60 | 15,644 |
| 57 | 2/14 vs. FLA | W, 3-2 | 30-17-7-3 | Lecavalier, Sarich, St. Louis(s) | 0-2 | 4-4 | 36-31 | 47-1 | 18,888 |
| 58 | 2/17 vs. PHI | W, 5-2 | 31-17-7-3 | Modin, St. Louis, Richards, Boyle, Stillman | 0-4 | 2-3 | 36-20 | 35-41 | 17,545 |
| 59 | 2/19 @ STL | L, 3-4* | 31-17-7-4 | Fedotenko, Stillman, Kubina | 0-4 | 4-4 | 23-29 | 30-35 | 17,973 |
| 60 | 2/20 @ BUF | L, 3-4* | 31-17-7-5 | Andreychuk(p), Andreychuk(p), Stillman | 2-4 | 4-4 | 33-26 | 43-47 | 18,124 |
| 61 | 2/23 @ WSH | W, 6-3 | 32-17-7-5 | Sydor, Lecavalier(p), Modin(p), Andreychuk(p), Fedotenko, St. Louis | 3-5 | 0-1 | 35-21 | 35-37 | 16,051 |
| 62 | 2/25 @ ATL | W, 4-2 | 33-17-7-5 | Lecavalier, Richards, Lecavalier, Stillman | 0-5 | 1-2 | 34-25 | 35-31 | 14,667 |
| 63 | 2/26 vs. TOR | W, 4-3 | 34-17-7-5 | Kubina, Richards(s), Richards(p), Lecavalier | 1-5 | 4-6 | 26-22 | 35-32 | 19,909+ |
| 64 | 2/28 vs. WSH | W, 4-2 | 35-17-7-5 | Modin, Modin, Stillman, St. Louis(p) | 1-4 | 3-3 | 23-23 | 35-35 | 20,124+ |
| 65 | 3/1 @ COL | W, 3-0 | 36-17-7-5 | Richards, Lecavalier, St. Louis | 0-3 | 1-1 | 29-16 | 35-1 | 18,007 |
| 66 | 3/3 @ CHI | W, 5-3 | 37-17-7-5 | Lecavalier, Modin, Sarich(p), Fedotenko, Richards | 0-2 | 3-4 | 29-30 | 35-30 | 10,702 |
| 67 | 3/5 vs. NJ | W, 3-2* | 38-17-7-5 | Afanasev, Lecavalier, Andreychuk | 0-1 | 2-2 | 22-32 | 35-30 | 20,239+ |
| 68 | 3/6 @ FLA | W, 5-3 | 39-17-7-5 | Afanasev, Andreychuk(p), Stillman, Boyle, Dingman | 1-5 | 3-5 | 30-32 | 35-1 | 17,509 |
| 69 | 3/8 @ DET | T, 1-1* | 39-17-8-5 | Modin | 0-5 | 2-2 | 38-29 | 34-35 | 20,066 |
| 70 | 3/10 @ CAR | W, 4-2 | 40-17-8-5 | Andreychuk(p), Fedotenko, Boyle, Talyor | 1-2 | 4-4 | 16-33 | 47-1 | 13,531 |
| 71 | 3/12 vs. NYR | W, 5-2 | 41-17-8-5 | Stillman(p), St. Louis, Lecavalier, St. Louis(p), Lecavalier | 2-4 | 2-3 | 37-28 | 35-30 | 20,026+ |
| 72 | 3/13 vs. CAR | L, 1-5 | 41-18-8-5 | Fedotenko | 0-3 | 6-7 | 21-26 | 80-47 | 20,237+ |
| 73 | 3/16 vs. NYI | L, 1-3 | 41-19-8-5 | Modin | 0-3 | 1-1 | 20-23 | 39-35 | 19,914+ |
| 74 | 3/18 vs. BUF | W, 3-1 | 42-19-8-5 | Stillman, Taylor, St. Louis | 0-5 | 4-4 | 26-26 | 35-35 | 19,946+ |
| 75 | 3/20 @ BOS | L, 4-5 | 42-20-8-5 | Kubina, Andreychuk, Modin, Modin(p) | 1-2 | 2-3 | 40-30 | 1-35 | 17,565 |
| 76 | 3/21 @ NYI | L, 0-3 | 42-21-8-5 | ----- | 0-6 | 3-3 | 29-25 | 39-47 | 14,447 |
| 77 | 3/23 @ TOR | W, 7-2 | 43-21-8-5 | Modin(p), Lukowich, Fedotenko, Richards, Andreychuk(p), Lecavalier, Cibak | 2-5 | 2-3 | 40-29 | 47-20 | 19,452 |
| 78 | 3/25 vs. NJ | W, 2-1 | 44-21-8-5 | Kubina, Richards | 0-2 | 3-3 | 17-19 | 35-30 | 19,013 |
| 79 | 3/27 vs. WSH | W, 4-1 | 45-21-8-5 | Lecavalier, Lecavalier, Modin, Richards | 0-5 | 1-1 | 32-22 | 35-31 | 18,812 |

2002-2003 STATS

2002-2003 INDIVIDUAL SCORING
(36-25-16-5, 93 pts., 1st Southeast Division,
Conf. Semi-Finals)

PLAYERS

| PLAYER | GP | G | A | PTS | +/- | PIM | PP | SH | GW | GT | S | % |
|-----------------------|----|----|----|-----|-----|-----|----|----|----|----|-----|-------|
| Vaclav Prospal | 80 | 22 | 57 | 79 | 9 | 53 | 90 | 0 | 4 | 0 | 134 | 16.42 |
| Vincent Lecavalier | 80 | 33 | 45 | 78 | 0 | 39 | 11 | 2 | 3 | 1 | 275 | 12 |
| Brad Richards | 80 | 17 | 57 | 74 | 3 | 24 | 4 | 0 | 2 | 0 | 277 | 6.14 |
| Martin St. Louis | 82 | 33 | 37 | 70 | 10 | 32 | 12 | 3 | 5 | 3 | 201 | 16.42 |
| Dan Boyle | 77 | 13 | 40 | 53 | 9 | 44 | 8 | 0 | 1 | 1 | 136 | 9.56 |
| Fredrik Modin | 76 | 17 | 23 | 40 | 7 | 43 | 2 | 1 | 4 | 1 | 179 | 9.5 |
| Dave Andreychuk | 72 | 20 | 14 | 34 | -12 | 34 | 15 | 0 | 3 | 2 | 170 | 11.76 |
| Ruslcn Fedotenko | 76 | 19 | 13 | 32 | -7 | 44 | 6 | 0 | 6 | 0 | 113 | 16.81 |
| Pavel Kubina | 75 | 3 | 19 | 22 | -7 | 78 | 0 | 0 | 0 | 0 | 139 | 2.16 |
| Ben Clymer | 65 | 6 | 12 | 18 | -2 | 57 | 1 | 0 | 1 | 0 | 103 | 5.83 |
| Andre Roy | 62 | 10 | 7 | 17 | 0 | 119 | 0 | 0 | 2 | 0 | 85 | 11.76 |
| Brad Lukowich | 70 | 1 | 14 | 15 | 4 | 46 | 0 | 0 | 0 | 0 | 52 | 1.92 |
| Cory Sarich | 82 | 5 | 9 | 14 | -3 | 63 | 0 | 0 | 2 | 0 | 79 | 6.33 |
| Tim Taylor | 82 | 4 | 8 | 12 | -13 | 38 | 0 | 0 | 1 | 0 | 95 | 4.21 |
| Alexander Svitov | 63 | 4 | 4 | 8 | -4 | 58 | 1 | 0 | 0 | 0 | 69 | 5.8 |
| Janne Laukkanen (TOT) | 19 | 2 | 6 | 8 | -2 | 8 | 0 | 0 | 0 | 0 | 12 | 16.67 |
| (TB) | 2 | 1 | 0 | 1 | 1 | 0 | 0 | 0 | 0 | 0 | 2 | 50.00 |
| (PIT) | 17 | 1 | 6 | 7 | -3 | 8 | 0 | 0 | 0 | 0 | 10 | 10.00 |
| Nolan Pratt | 67 | 1 | 7 | 8 | -6 | 35 | 0 | 0 | 0 | 0 | 38 | 2.63 |
| Marc Bergevin (TOT) | 70 | 2 | 5 | 7 | -11 | 36 | 0 | 0 | 0 | 0 | 27 | 7.41 |
| (TB) | 1 | 0 | 0 | 0 | -2 | 0 | 0 | 0 | 0 | 0 | 0 | 0 |
| (PIT) | 69 | 2 | 5 | 7 | -9 | 36 | 0 | 0 | 0 | 0 | 27 | 7.40 |
| Sheldon Keefe | 37 | 2 | 5 | 7 | -1 | 24 | 0 | 0 | 0 | 0 | 51 | 3.92 |
| Nikita Alexeev | 37 | 4 | 2 | 6 | -6 | 8 | 1 | 0 | 1 | 1 | 52 | 7.69 |
| Stan Neckar | 70 | 1 | 4 | 5 | -6 | 43 | 0 | 0 | 1 | 0 | 38 | 2.63 |
| Jassen Cullimore | 28 | 1 | 3 | 4 | 3 | 31 | 0 | 0 | 0 | 0 | 23 | 4.35 |
| Chris Dingman | 51 | 2 | 1 | 3 | -11 | 91 | 0 | 0 | 0 | 0 | 41 | 4.88 |
| Jimmie Olvestad | 37 | 0 | 3 | 3 | -2 | 16 | 0 | 0 | 0 | 0 | 30 | 0 |
| Nikolai Khabibulin | 65 | 0 | 3 | 3 | 0 | 8 | 0 | 0 | 0 | 0 | 0 | 0 |
| John Grahame (TOT) | 40 | 0 | 2 | 2 | 0 | 11 | 0 | 0 | 0 | 0 | 0 | 0 |
| (TB) | 17 | 0 | 2 | 2 | 0 | 11 | 0 | 0 | 0 | 0 | 0 | 0 |
| (BOS) | 23 | 0 | 0 | 0 | 0 | 0 | 0 | 0 | 0 | 0 | 0 | 0 |
| Evgeny Konstantinov | 1 | 0 | 0 | 0 | 0 | 2 | 0 | 0 | 0 | 0 | 0 | 0 |
| Kevin Hodson | 7 | 0 | 0 | 0 | 0 | 2 | 0 | 0 | 0 | 0 | 0 | 0 |
| Darren Rumble | 19 | 0 | 0 | 0 | -2 | 6 | 0 | 0 | 0 | 0 | 10 | 0 |

TRADED PLAYERS

| PLAYER | GP | G | A | PTS | +/- | PIM | PP | SH | GW | GT | S | % |
|----------------------|----|---|---|-----|-----|-----|----|----|----|----|---|---|
| Brian Holzinger (TB) | 5 | 0 | 1 | 1 | 1 | 2 | 0 | 0 | 0 | 0 | 3 | 0 |

GOALTENDERS

| GOALTENDER | GP | MIN | AVG | W | L | T | EN | SO | GA | SVS | SV% |
|---------------------|----|------|------|----|----|----|----|----|-----|------|------|
| Nikolai Khabibulin | 65 | 3787 | 2.47 | 30 | 22 | 11 | 5 | 4 | 156 | 1604 | .911 |
| John Grahame | 17 | 914 | 2.23 | 6 | 5 | 4 | 1 | 2 | 34 | 390 | .920 |
| Evgeny Konstantinov | 1 | 20 | 3.00 | 0 | 0 | 0 | 0 | 0 | 1 | 5 | .833 |

TRADED GOALTENDERS

| GOALTENDER | GP | MIN | AVG | W | L | T | EN | SO | GA | SVS | SV% |
|-------------------|----|-----|------|---|---|---|----|----|----|-----|------|
| Kevin Hodson (TB) | 7 | 283 | 2.54 | 0 | 3 | 1 | 1 | 0 | 12 | 101 | .881 |

2002-2003 GAME-BY-GAME RESULTS

| # | OPPONENT | RESULT | RECORD | SCORERS | PP | PK | SF - SA | W - L | ATTEND. |
|---|---------------|-----------|---------|---|------|------|---------|-------|---------|
| | | | | GLTNR | | | | | |
| 1 | 10/10 @ FLA | W, 4 - 3* | 1-0-0-0 | Richards (p), Lukowich, Lecavalier, Prospal (gw) | 1-6 | 5-7 | 32-25 | 35-1 | 18,013 |
| 2 | 10/12 vs. CAR | W, 5 - 1 | 2-0-0-0 | St. Louis (p), Fedotenko (gw), Andreychuk (p), Cullimore, Fedotenko (p) | 3-11 | 9-10 | 24-22 | 35-1 | 19,814+ |
| 3 | 10/18 vs. ATL | W, 8 - 5 | 3-0-0-0 | Boyle, Lecavalier, Lecavalier, Prospal (p), Taylor, Fedotenko (gw), St. Louis (s), Taylor | 1-7 | 4-6 | 31-26 | 35-33 | 14,974 |
| 4 | 10/19 @ PIT | T, 3 - 3* | 3-0-1-0 | Clymer, St. Louis, Boyle (p-gt) | 1-9 | 5-6 | 41-29 | 35-1 | 16,106 |
| 5 | 10/21 @ NYR | W, 4 - 2 | 4-0-1-0 | Clymer (p), St. Louis (p), Prospal (p-gw), St. Louis | 3-8 | 2-3 | 29-20 | 35-31 | 17,258 |
| 6 | 10/23 @ CBJ | T, 2 - 2* | 4-0-2-0 | St. Louis, Andreychuk (p-gt) | 1-6 | 7-8 | 27-26 | 35-30 | 17,306 |
| 7 | 10/25 vs. WSH | W, 3 - 2 | 5-0-2-0 | Dingman, Andreychuk (p), Modin (gw) | 1-9 | 5-5 | 37-27 | 35-37 | 17,442 |
| 8 | 10/26 @ NJ | L, 1 - 5 | 5-1-2-0 | Dingman | 0-4 | 1-2 | 21-30 | 30-30 | 13,080 |
| 9 | 10/28 @ FLA | W, 6 - 1 | 6-1-2-0 | Andreychuk, Prospal (gw), Fedotenko (p), Clymer, Lecavalier, Modin | 1-7 | 4-5 | 38-23 | 35-1 | 13,244 |

| # | OPPONENT | RESULT | RECORD | SCORERS | PP | PK | SF - SA | W - L | ATTEND. |
|----|---------------|-----------|-----------------|---|----------------------|-----|---------|-------------------------|---------|
| | | | | | | | | | GLTNR |
| 10 | 10/30 vs. NYR | W, 3 - 0 | 7-1-2-0 | Taylor (gw), Modin, Lecavalier | 0-6 | 6-6 | 22-24 | 35-35 | 17,512 |
| 11 | 11/1 @ WSH | L, 2 - 3 | 7-2-2-0 | St. Louis, Lecavalier | 0-5 | 7-8 | 18-28 | 35-35 | 15,791 |
| 12 | 11/2 @ PIT | L, 3 - 5 | 7-3-2-0 | Prospal, St. Louis, St. Louis | 0-4 | 2-5 | 29-25 | 1-35 | 17,108 |
| 13 | 11/5 @ TOR | L, 3 - 4 | 7-4-2-0 | Keefe, Roy, Richards | 0-3 | 2-2 | 37-32 | 20-35 | 18,981 |
| 14 | 11/8 vs. PIT | W, 4 - 1 | 8-4-2-0 | Lecavalier (p), Lecavalier (gw), Modin, Lecavalier | 1-7 | 5-5 | 22-16 | 35-1 | 18,741 |
| 15 | 11/9 vs. CHI | L, 2 - 3* | 8-4-2-1 | St. Louis (p), Prospal (p) | 2-13 | 3-3 | 39-18 | 41-35 | 18,802 |
| 16 | 11/11 vs. PHX | W, 4 - 2 | 9-4-2-1 | Modin (p), Roy, Neckar (gw), Andreychuk (p) | 2-7 | 4-5 | 26-36 | 35-33 | 14,439 |
| 17 | 11/15 vs. SJ | W, 4 - 2 | 10-4-2-1 | Andreychuk (p),Svitov, Fedotenko (gw), St. Louis | 1-7 | 6-7 | 27-29 | 35-20 | 15,744 |
| 18 | 11/17 @ CAR | W, 2 - 1* | 11-4-2-1 | Kubina, Sarich (gw) | 0-6 | 5-6 | 31-36 | 35-80 | 13,970 |
| 19 | 11/19 vs. PHI | L, 2 - 3 | 11-5-2-1 | Lecavalier (p), Keefe | 1-7 | 2-2 | 19-32 | 32-35 | 17,154 |
| 20 | 11/21 vs. NYI | L, 2 - 7 | 11-6-2-1 | Clymer, Roy | 0-5 | 6-7 | 34-38 | 30-35 | 15,022 |
| 21 | 11/23 @ NJ | W, 3 - 1 | 12-6-2-1 | Roy, Andreychuk (p-gw), Andreychuk | 1-1 | 1-1 | 23-33 | 35-35 | 14,636 |
| 22 | 11/27 @ BUF | T, 1 - 1* | 12-6-3-1 | Modin (gt) | 0-7 | 2-2 | 24-23 | 30-43 | 11,420 |
| 23 | 11/29 vs. VAN | L, 3 - 5 | 12-7-3-1 | Richards (p), St. Louis (p), St. Louis | 2-4 | 1-3 | 35-33 | 1-35 | 16,875 |
| 24 | 12/1 @ NYR | L, 3 - 4 | 12-8-3-1 | Fedotenko (p), Roy, St. Louis (p) | 2-4 | 1-2 | 26-29 | 31-35 | 18,200 |
| 25 | 12/3 @ TOR | L, 3 - 4* | 12-8-3-2 | St. Louis, Modin, Lecavalier | 0-3 | 3-3 | 28-48 | 20-35 | 19,206 |
| 26 | 12/5 vs. EDM | W, 3 - 2 | 13-8-3-2 | Lecavalier (p), Kubina, Fedotenko (gw) | 1-2 | 4-5 | 21-27 | 35-35 | 13,454 |
| 27 | 12/7 @ BOS | L, 2 - 3* | 13-8-3-3 | Richards, Boyle (p) | 1-4 | 3-3 | 22-34 | 47-35 | 14,303 |
| 28 | 12/8 @ CHI | L, 1 - 3 | 13-9-3-3 | St. Louis (p) | 1-5 | 4-4 | 21-38 | 41-35 | 11,647 |
| 29 | 12/10 @ MIN | L, 3 - 5 | 13-10-3-3 | Boyle, Boyle (p), Svitov (p) | 2-5 | 2-3 | 35-24 | 35-35 | 18,064 |
| 30 | 12/12 @ MTL | W, 3 - 2 | 14-10-3-3 | Boyle (p), Richards, St. Louis (gw) | 1-5 | 6-6 | 34-20 | 35-31 | 19,588 |
| 31 | 12/14 vs. NYI | W, 4 - 3 | 15-10-3-3 | Sarich, Lecavalier, Lecavalier (s), Prospal (gw) | 0-4 | 3-4 | 24-27 | 35-30 | 15,912 |
| 32 | 12/18 @ CAR | T, 1 - 1* | 15-10-4-3 | Richards | 0-2 | 5-6 | 22-28 | 35-1 | 15,236 |
| 33 | 12/19 vs. TOR | L, 1 - 2 | 15-11-4-3 | Richards | 0-5 | 3-3 | 30-19 | 20-30 | 14,987 |
| 34 | 12/21 vs. NSH | T, 2 - 2* | 15-11-5-3 | Lecavalier (p), Boyle | 1-5 | 3-3 | 40-26 | 35-29 | 15,248 |
| 35 | 12/23 @ WSH | L, 0 - 3 | 15-12-5-3 | ----- | 0-6 | 4-4 | 40-25 | 37-35 | 13,875 |
| 36 | 12/27 vs. BOS | W, 5 - 2 | 16-12-5-3 | Andreychuk, Modin (p), St. Louis (gw), Modin, Prospal | 1-5 | 1-2 | 26-34 | 35-47 | 20,819+ |
| 37 | 12/29 vs. NYR | W, 5 - 3 | 17-12-5-3 | St. Louis (p),Fedotenko (p), Andreychuk (p), Modin (gw), Andreychuk (p) | 4-13 | 5-7 | 43-31 | 35-30 | 17,837 |
| 38 | 12/31 vs. OTT | L, 3 - 6 | 17-13-5-3 | Lecavalier, Richards, Fedotenko | 0-2 | 2-3 | 26-30 | 40-30 | 14,452 |
| 39 | 1/2 @ CGY | L, 1 - 4 | 17-14-5-3 | St. Louis (p) | 1-5 | 2-5 | 26-32 | 1-35 | 14,881 |
| 40 | 1/4 @ STL | L, 1 - 5 | 17-15-5-3 | Roy | 0-6 | 2-3 | 27-22 | 35-35 | 19,829 |
| 41 | 1/7 vs. DET | W, 1 - 0 | 18-15-5-3 | Richards (gw) | 0-1 | 1-1 | 32-30 | 35-31 | 19,941+ |
| 42 | 1/9 vs. ATL | L, 2 - 3* | 18-15-5-4 | Lecavalier (p), Andreychuk (p) | 2-4 | 6-6 | 32-39 | 34-35 | 12,622 |
| 43 | 1/11 vs. NJ | T, 3 - 3* | 18-15-6-4 | Kubina, Sarich, St. Louis (p-gt) | 1-4 | 2-3 | 25-32 | 35-30 | 15,842 |
| 44 | 1/14 @ OTT | L, 0 - 7 | 18-16-6-4 | ----- | 0-2 | 2-3 | 17-28 | 40-35 | 18,500 |
| 45 | 1/17 vs. PIT | L, 2 - 3 | 18-17-6-4 | Roy, Lecavalier (p) | 1-7 | 3-3 | 31-21 | 31-47 | 18,202 |
| 46 | 1/18 @ PHI | L, 2 - 3 | 18-18-6-4 | Prospal, Lecavalier | 0-2 | 5-7 | 14-24 | 42-35 | 19,536 |
| 47 | 1/20 vs. OTT | W, 6 - 2 | 19-18-6-4 | Prospal, Modin, Alexeev (gw), St. Louis, Richards, Lecavalier | 0-3 | 7-7 | 30-24 | 47-40 | 12,022 |
| 48 | 1/22 vs. MTL | T, 2 - 2* | 19-18-7-4 | Fedotenko (p), Andreychuk (p-gt) | 2-4 | 1-2 | 36-28 | 35-60 | 15,343 |
| 49 | 1/24 @ DAL | W, 4 - 1 | 20-18-7-4 | Lecavalier, Roy (gw), Roy, St. Louis (s) | 0-5 | 3-4 | 22-26 | 47-31 | 18,532 |
| 50 | 1/25 @ NSH | L, 2 - 3 | 20-19-7-4 | Fedotenko, Prospal (p) | 1-4 | 5-5 | 24-21 | 29-35 | 14,560 |
| 51 | 1/28 @ PHI | W, 3 - 0 | 21-19-7-4 | Fedotenko (gw), St. Louis, Modin (s) | 0-3 | 3-3 | 22-34 | 47-32 | 19,126 |
| 52 | 1/30 vs. CAR | W, 3 - 1 | 22-19-7-4 | St. Louis (p), St. Louis (gw), St. Louis | 1-7 | 2-2 | 31-25 | 47-80 | 13,541 |
| 53 | 2/4 vs. WSH | L, 1 - 5 | 22-20-7-4 | Modin | 0-7 | 3-6 | 28-23 | 37-47 | 13,141 |
| 54 | 2/6 vs. TOR | L, 2 - 3* | 22-20-7-5 | Fedotenko, Andreychuk (p) | 1-8 | 2-2 | 36-24 | 37-35 | 16,204 |
| 55 | 2/8 @ FLA | T, 4 - 4* | 22-20-8-5 | Pratt, Andreychuk, Richards, Svitov | 0-2 | 3-5 | 24-26 | 35-1 | 14,522 |
| 56 | 2/11 @ NYI | L, 2 - 6 | 22-21-8-5 | Boyle (p), Modin | 1-8 | 2-4 | 42-33 | 30-35 | 14,039 |
| 57 | 2/14 @ ATL | T, 2 - 2* | 22-21-9-5 | Prospal (p), Alexeev (gt) | 1-3 | 4-4 | 30-35 | 47-31 | 17,033 |
| 58 | 2/15 vs. BOS | W, 5 - 2 | 23-21-9-5 | Alexeev (p), Lecavalier, Boyle (p-gw), Clymer, Boyle | 2-7 | 3-3 | 34-32 | 35-31 | 19,934+ |
| 59 | 2/17 vs. WSH | W, 3 - 1 | 24-21-9-5 | Boyle (p), Modin (gw), Prospal | 1-5 | 1-1 | 30-15 | 35-37 | 13,954 |
| 60 | 2/19 vs. ATL | W, 2 - 0 | 25-21-9-5 | St. Louis (gw), Richards | 0-1 | 3-3 | 36-27 | 47-33 | 13,562 |
| 61 | 2/21 @ CAR | T, 2 - 2* | 25-21-10-5 | Prospal, Prospal (p) | 1-4 | 2-2 | 36-25 | 35-80 | 16,732 |
| 62 | 2/23 vs. BUF | L, 1 - 4 | 25-22-10-5 | Richards (p) | 1-4 | 1-2 | 31-25 | 43-47 | 16,654 |
| 63 | 2/25 vs. ANA | W, 2 - 0 | 26-22-10-5 | Andreychuk (gw), Alexeev | 0-4 | 1-1 | 26-24 | 35-29 | 15,634 |
| 64 | 2/27 vs. FLA | W, 3 - 1 | 27-22-10-5 | Richards (p), Lecavalier (gw), Prospal | 1-2 | 2-2 | 39-36 | 35-1 | 14,192 |
| 65 | 3/1 @ OTT | W, 2 - 1 | 28-22-10-5 | St. Louis (p), Lecavalier (gw) | 1-2 | 2-2 | 26-31 | 35-40 | 18,033 |
| 66 | 3/4 @ NYI | W, 3 - 1 | 29-22-10-5 | Richards, St. Louis (s-gw), Lecavalier | 0-2 | 4-4 | 27-26 | 35-30 | 15,384 |
| 67 | 3/5 @ DET | L, 2 - 3 | 29-23-10-5 | Boyle (p), Prospal (p) | 2-7 | 4-5 | 35-22 | 31-47 | 20,058 |
| 68 | 3/7 vs. COL | W, 4 - 3 | 30-23-10-5 | Boyle, Fedotenko (p), Andreychuk (p), Modin (gw) | 2-4 | 3-3 | 35-25 | 35-1 | 20,254+ |
| 69 | 3/9 vs. BUF | T, 1 - 1* | 30-23-11-5 | Lecavalier (p) | 1-4 | 1-2 | 28-27 | 35-35 | 19,907+ |
| 70 | 3/12 vs. LA | W, 4 - 2 | 31-23-11-5 | Sarich, Prospal, Fedotenko (gw), Lecavalier | 0-5 | 2-2 | 27-28 | 35-1 | 17,138 |
| 71 | 3/14 @ BUF | W, 4 - 2 | 32-23-11-5 | Prospal, Andreychuk (p), Richards (gw), Prospal | 1-4 | 3-3 | 33-28 | 47-35 | 13,876 |
| 72 | 3/15 @ MTL | W, 2 - 1 | 33-23-11-5 | Svitov, Clymer (gw) | 0-2 | 3-3 | 24-24 | 35-60 | 21,273 |
| 73 | 3/17 vs. MIN | T, 3 - 3* | 33-23-12-5 | Taylor, Fedotenko, St. Louis (p) | 1-1 | 2-3 | 32-20 | 47-30 | 18,196 |
| 74 | 3/20 @ LA | T, 2 - 2* | 33-23-13-5 | Prospal (p), St. Louis (gt) | 1-2 | 4-4 | 26-39 | 47-1 | 13,569 |
| 75 | 3/22 @ PHX | W, 4 - 0 | 34-23-13-5 | Andreychuk (p-gw), Lecavalier (p), Lecavalier (s), Lecavalier (p) | 3-5 | 3-3 | 24-21 | 35-33 | 13,747 |
| 76 | 3/24 @ SJ | W, 4 - 1 | 35-23-13-5 | Andreychuk (p), Roy (gw), Lecavalier (p), Fedotenko | 2-3 | 1-1 | 42-35 | 35-20 | 17,101 |
| 77 | 3/27 vs. NJ | T, 2 - 2* | 35-23-14-5 | Richards, Lecavalier (p-gt) | 1-4 | 2-3 | 34-30 | 35-30 | 18,116 |
| 78 | 3/29 vs. FLA | T, 1 - 1* | 35-23-15-5 | St. Louis (gt) | 0-4 | 6-7 | 40-30 | 35-1 | 19,420 |
| 79 | 3/31 @ BOS | T, 2 - 2* | 35-23-16-5 | Fedotenko, Modin | 0-2 | 3-3 | 17-35 | 47-31 | 18,656 |
| 80 | 4/2 vs. MTL | W, 2 - 1 | 36-23-16-5 | Prospal (p), Sarich (gw) | 1-4 | 0-0 | 31-27 | 35-30 | 15,754 |
| 81 | 4/4 vs. PHI | L, 1 - 4 | 36-24-16-5 | Fedotenko | 0-5 | 2-3 | 28-27 | 32-35 | 19,553 |
| 82 | 4/6 @ ATL | L, 2 - 6 | 36-25-16-5 | Laukkanen, Lecavalier | 0-0 | 2-4 | 21-41 | 31-47 | 18,033 |
| 78 | 3/25 vs. NJ | W, 2-1 | 44-21-8-5 | Kubina, Richards | 0-2 | 3-3 | 17-19 | 35-30 | 19,013 |
| 79 | 3/27 vs. WSH | W, 4-1 | 45-21-8-5 | Lecavalier, Lecavalier, Modin, Richards | 0-5 | 1-1 | 32-22 | 35-31 | 18,812 |
| 80 | 3/29 vs. OTT | L, 4-5* | 45-21-8-6 | Stillman, Boyle, Andreychuk(p), Andreychuk | 1-2 | 2-2 | 28-36 | 31-35 | 19,844+ |
| 81 | 4/1 vs. FLA | W, 4-3 | 46-21-8-6 | Richards, Modin, St. Louis(s), St. Louis | 0-5 | 3-4 | 25-32 | 47-31 | 17,726 |
| 82 | 4/3 vs. ATL | L, 1-2 | 46-22-8-6 | St. Louis | 0-3 | 5-5 | 30-23 | 32-35 | 20,244+ |
| * | Overtime | + | Sellout | (s) | Shorthanded Goal | | (y) | Overtime Game-Winner | |
| ** | Shootout | (p) | Power Play Goal | (x) | Shootout Game-Winner | | (EV-PS) | Successful Penalty Shot | |

2001-2002 STATS

2001-2002 INDIVIDUAL SCORING
(27-40-11-4, 69 pts., 3rd Southeast Division)

PLAYERS

| PLAYER | GP | G | A | PTS | +/- | PIM | PP | SH | GW | GT | S | % |
|-------------------------|----|----|----|-----|-----|-----|----|----|----|----|-----|-------|
| Brad Richards | 82 | 20 | 42 | 62 | -18 | 13 | 5 | 0 | 0 | 1 | 251 | 7.97 |
| Vaclav Prospal | 81 | 18 | 37 | 55 | -11 | 38 | 7 | 0 | 2 | 0 | 166 | 10.84 |
| Dave Andreychuk | 82 | 21 | 17 | 38 | -12 | 109 | 9 | 1 | 5 | 0 | 161 | 13.04 |
| Vincent Lecavalier | 76 | 20 | 17 | 37 | -18 | 61 | 5 | 0 | 3 | 1 | 164 | 12.20 |
| Martin St. Louis | 53 | 16 | 19 | 35 | 4 | 20 | 6 | 1 | 2 | 0 | 105 | 15.24 |
| Ben Clymer | 81 | 14 | 20 | 34 | -10 | 36 | 4 | 0 | 2 | 0 | 151 | 9.27 |
| Pavel Kubina | 82 | 11 | 23 | 34 | -22 | 106 | 5 | 2 | 3 | 0 | 189 | 5.82 |
| Fredrik Modin | 54 | 14 | 17 | 31 | 0 | 27 | 2 | 0 | 4 | 1 | 141 | 9.93 |
| Dan Boyle (TOT) | 66 | 8 | 18 | 26 | -16 | 39 | 3 | 0 | 1 | 1 | 99 | 8.08 |
| (TB) | 41 | 5 | 15 | 20 | -15 | 27 | 2 | 0 | 1 | 1 | 68 | 7.4 |
| (FLA) | 25 | 3 | 3 | 6 | -1 | 12 | 1 | 0 | 0 | 0 | 31 | 9.7 |
| Shane Willis (TOT) | 80 | 11 | 13 | 24 | -8 | 30 | 2 | 0 | 0 | 1 | 155 | 7.10 |
| (TB) | 21 | 4 | 3 | 7 | 0 | 6 | 0 | 0 | 0 | 0 | 29 | 13.8 |
| (CAR) | 59 | 7 | 10 | 17 | -8 | 24 | 2 | 0 | 0 | 1 | 126 | 5.6 |
| Andre Roy (TOT) | 65 | 7 | 9 | 16 | -2 | 211 | 0 | 0 | 0 | 0 | 66 | 10.61 |
| (TB) | 9 | 1 | 1 | 2 | -5 | 63 | 0 | 0 | 0 | 0 | 6 | 16.7 |
| (OTT) | 56 | 6 | 8 | 14 | 3 | 148 | 0 | 0 | 0 | 0 | 60 | 10.0 |
| Jimmie Olvestad | 74 | 3 | 11 | 14 | 3 | 24 | 0 | 0 | 0 | 0 | 99 | 3.03 |
| Sheldon Keefe | 39 | 6 | 7 | 13 | -11 | 16 | 0 | 0 | 1 | 2 | 52 | 11.54 |
| Jassen Cullimore | 78 | 4 | 9 | 13 | -1 | 58 | 0 | 0 | 1 | 0 | 84 | 4.76 |
| Cory Sarich | 72 | 0 | 11 | 11 | -4 | 105 | 0 | 0 | 0 | 0 | 55 | 0.00 |
| Tim Taylor | 48 | 4 | 4 | 8 | -2 | 25 | 0 | 1 | 0 | 0 | 50 | 8.00 |
| Nikita Alexeev | 44 | 4 | 4 | 8 | -9 | 8 | 1 | 0 | 1 | 0 | 47 | 8.51 |
| Stan Neckar | 77 | 1 | 7 | 8 | -18 | 24 | 0 | 1 | 0 | 0 | 38 | 2.63 |
| Martin Cibak | 26 | 1 | 5 | 6 | -6 | 8 | 0 | 0 | 0 | 0 | 22 | 4.55 |
| Chris Dingman (TOT) | 44 | 0 | 5 | 5 | -10 | 103 | 0 | 0 | 0 | 0 | 41 | 0.00 |
| (TB) | 14 | 0 | 4 | 4 | -8 | 26 | 0 | 0 | 0 | 0 | 24 | 0.00 |
| (CAR) | 30 | 0 | 1 | 1 | -2 | 77 | 0 | 0 | 0 | 0 | 17 | 0.00 |
| Grant Ledyard | 53 | 1 | 3 | 4 | -5 | 12 | 0 | 0 | 0 | 0 | 27 | 3.70 |
| Brian Holzinger | 23 | 1 | 2 | 3 | -4 | 4 | 0 | 0 | 0 | 0 | 20 | 5.00 |
| Nolan Pratt | 46 | 0 | 3 | 3 | -4 | 51 | 0 | 0 | 0 | 0 | 38 | 0.00 |
| Gordie Dwyer | 26 | 0 | 2 | 2 | -4 | 60 | 0 | 0 | 0 | 0 | 6 | 0.00 |
| Josef Boumedienne (TOT) | 4 | 1 | 0 | 1 | -2 | 6 | 0 | 0 | 0 | 0 | 1 | 100.0 |
| (TB) | 3 | 0 | 0 | 0 | -1 | 4 | 0 | 0 | 0 | 0 | 0 | 0.00 |
| (NJ) | 1 | 1 | 0 | 1 | -1 | 2 | 0 | 0 | 0 | 0 | 1 | 100.0 |
| Martin Biron | 36 | 0 | 0 | 0 | -16 | 12 | 0 | 0 | 0 | 0 | 35 | 0.00 |
| Sascha Goc (TOT) | 11 | 0 | 0 | 0 | -2 | 0 | 0 | 0 | 0 | 0 | 4 | 0.00 |
| (TB) | 9 | 0 | 0 | 0 | 0 | 0 | 0 | 0 | 0 | 0 | 2 | 0.00 |
| (NJ) | 2 | 0 | 0 | 0 | -2 | 0 | 0 | 0 | 0 | 0 | 2 | 0.00 |
| Dmitry Afanasev | 5 | 0 | 0 | 0 | -1 | 0 | 0 | 0 | 0 | 0 | 1 | 0.00 |
| Ryan Tobler | 4 | 0 | 0 | 0 | -2 | 5 | 0 | 0 | 0 | 0 | 1 | 0.00 |
| Gaetan Royer | 3 | 0 | 0 | 0 | -1 | 2 | 0 | 0 | 0 | 0 | 0 | 0.00 |
| Kristian Kudroc | 2 | 0 | 0 | 0 | 0 | 0 | 0 | 0 | 0 | 0 | 0 | 0.00 |

TRADED PLAYERS

| PLAYER | GP | G | A | PTS | +/- | PIM | PP | SH | GW | GT | S | % |
|----------------------|----|---|----|-----|-----|-----|----|----|----|----|----|------|
| Matthew Barnaby (TB) | 29 | 0 | 0 | 0 | -7 | 70 | 0 | 0 | 0 | 0 | 13 | 0.00 |
| Zdeno Cigar (TB) | 27 | 6 | 6 | 12 | -12 | 10 | 0 | 0 | 2 | 0 | 44 | 13.6 |
| Glen Metropolit (TB) | 2 | 0 | 0 | 0 | -2 | 0 | 0 | 0 | 0 | 0 | 1 | 0.00 |
| Juha Ylonen (TB) | 65 | 3 | 10 | 13 | -10 | 8 | 0 | 0 | 0 | 0 | 75 | 4.0 |
| Andrei Zyuzin (TB) | 9 | 0 | 2 | 2 | -6 | 6 | 0 | 0 | 0 | 0 | 14 | 0.00 |

GOALTENDERS

| GOALTENDER | GP | MIN | AVG | W | L | T | EN | SO | GA | SVS | SV% |
|--------------------|----|------|------|----|----|----|----|----|-----|------|------|
| Nikolai Khabibulin | 70 | 3896 | 2.36 | 24 | 32 | 10 | 7 | 7 | 153 | 1761 | .920 |
| Dieter Kochan | 5 | 237 | 4.05 | 0 | 3 | 1 | 0 | 0 | 16 | 113 | .876 |

TRADED GOALTENDERS

| GOALTENDER | GP | MIN | AVG | W | L | T | EN | SO | GA | SVS | SV% |
|-------------------|----|-----|------|---|---|---|----|----|----|-----|------|
| Kevin Weekes (TB) | 19 | 830 | 2.89 | 3 | 9 | 0 | 3 | 2 | 40 | 430 | .915 |

2001-2002 GAME-BY-GAME RESULTS

| # | OPPONENT | RESULT | RECORD | SCORERS | GOALTENDER(S) | PP | PK | SF-SA | ATTEND. |
|----|---------------|---------|-------------|---|------------------------------------|-----|-----|-------|---------|
| 1 | 10/05 vs. NYI | L, 2-3 | 00-01-00-00 | Olvestad, Richards (p) | Khabibulin | 1-7 | 3-4 | 25-34 | 20,174+ |
| 2 | 10/07 vs. FLA | L, 0-5 | 00-02-00-00 | ----- | Khabibulin | 0-4 | 2-4 | 28-37 | 12,658 |
| 3 | 10/11 @ SJ | L, 3-4 | 00-03-00-00 | Richards, St. Louis (p), Modin | Khabibulin | 1-3 | 4-6 | 27-38 | 16,591 |
| 4 | 10/13 @ LA | W, 1-0 | 01-03-00-00 | Prospal (gw) | Weekes | 0-6 | 6-6 | 19-31 | 17,114 |
| 5 | 10/14 @ ANA | W, 3-2 | 02-03-00-00 | Modin (p), Clymer, Andreychuk (p-gw) | Khabibulin | 2-5 | 3-4 | 27-35 | 9,579 |
| 6 | 10/16 @ COL | L, 1-2 | 02-04-00-00 | Prospal | Khabibulin | 0-5 | 3-3 | 20-25 | 18,007 |
| 7 | 10/20 vs. NYR | W, 5-2 | 03-04-00-00 | Clymer (p), Modin, Andreychuk (gw), Clymer, St. Louis (p) | Khabibulin | 2-7 | 5-5 | 36-35 | 19,056 |
| 8 | 10/23 vs. WSH | T, 1-1* | 03-04-01-00 | St. Louis (p-gt) | Khabibulin | 1-5 | 2-2 | 24-21 | 13,119 |
| 9 | 10/25 vs. LA | W, 3-0 | 04-04-01-00 | Modin (gw), St. Louis, Neckar (s) | Khabibulin | 0-6 | 5-5 | 18-28 | 12,957 |
| 10 | 10/27 @ ATL | L, 3-4 | 04-05-01-00 | Clymer (p), Prospal (p), Prospal (p) | Khabibulin(3-11), Weekes (1-14) | 2-6 | 2-2 | 32-25 | 14,569 |

| | OPPONENT | RESULT | RECORD | SCORERS | GOALTENDER(S) | PP | PK | SF-SA | ATTEND. |
|----|-------------------|---------|-------------|--|-------------------------------------|-----|-----|-------------------------|---------|
| 11 | 10/30 @ TOR | L, 2-3 | 04-06-01-00 | Richards, St. Louis | Khabibulin | 0-7 | 3-3 | 22-35 | 19,061 |
| 12 | 11/02 @ BUF | L, 1-4 | 04-07-01-01 | St. Louis (p) | Weekes | 1-3 | 3-5 | 27-34 | 16,104 |
| 13 | 11/03 @ PIT | L, 1-2* | 04-07-01-01 | Lecavalier | Khabibulin | 0-4 | 6-6 | 30-30 | 17,148 |
| 14 | 11/06 @ NYI | L, 0-3 | 04-08-01-01 | ----- | Khabibulin | 0-5 | 6-7 | 29-22 | 10,316 |
| 15 | 11/08 vs. PHI | L, 1-2 | 04-09-01-01 | Kubina | Khabibulin (2-35), Weekes (0-0) | 0-2 | 2-2 | 23-35 | 17,217 |
| 16 | 11/10 vs. PIT | W, 3-2* | 05-09-01-01 | Lecavalier, Ylonen, Prospal (p-gw) | Khabibulin | 1-7 | 4-5 | 34-31 | 18,812 |
| 17 | 11/15 vs. TOR | L, 2-3 | 05-10-01-01 | Lecavalier, Taylor | Khabibulin | 0-2 | 1-1 | 20-22 | 14,842 |
| 18 | 11/17 vs. CAR | W, 2-0 | 06-10-01-01 | Clymer (gw), Taylor | Khabibulin | 0-2 | 4-4 | 24-26 | 19,758+ |
| 19 | 11/20 vs. ANA | W, 3-2 | 07-10-01-01 | Ylonen, Prospal (p), Clymer (p-gw) | Khabibulin | 2-6 | 2-3 | 21-29 | 15,012 |
| 20 | 11/21 @ WSH | L, 2-3 | 07-11-01-01 | Cullimore, Holzinger | Weekes (3-48), Khabibulin (0-0) | 0-1 | 2-2 | 25-48 | 16,020 |
| 21 | 11/23 vs. NJ | W, 2-0 | 08-11-01-01 | Modin (gw), Prospal | Khabibulin | 1-9 | 3-3 | 22-29 | 17,572 |
| 22 | 11/25 @ CAR | W, 4-0 | 09-11-01-01 | Kubina (s-gw), Taylor (s), Modin, Richards | Khabibulin | 0-2 | 9-9 | 28-41 | 13,551 |
| 23 | 11/27 @ BOS | L, 3-6 | 09-12-01-01 | Clymer (p), Andreychuk (p), St. Louis | Khabibulin (4-24) | 2-2 | 2-2 | 25-30 | 12,117 |
| 24 | 11/29 vs. ATL | W, 5-2 | 10-12-01-01 | Kubina (p), Richards, Cullimore (gw), Andreychuk, Prospal | Weekes (1-5) Khabibulin | 1-3 | 2-3 | 38-41 | 11,421 |
| 25 | 12/01 @ PHI | L, 0-2 | 10-13-01-01 | ----- | Weekes | 0-4 | 5-5 | 15-42 | 19,476 |
| 26 | 12/02 @ NYR | L, 0-1 | 10-14-01-01 | ----- | Khabibulin | 0-3 | 4-4 | 20-27 | 17,866 |
| 27 | 12/04 @ NJ | T, 1-1* | 10-14-02-01 | Modin | Khabibulin | 0-2 | 1-2 | 11-42 | 12,002 |
| 28 | 12/06 vs. CBJ | W, 1-0 | 11-14-02-01 | Modin (gw) | Khabibulin | 0-3 | 1-1 | 24-27 | 12,209 |
| 29 | 12/08 @ OTT | L, 2-5 | 11-15-02-01 | Richards, Lecavalier (p) | Weekes | 1-4 | 4-6 | 27-44 | 15,277 |
| 30 | 12/10 @ VAN | T, 1-1* | 11-15-03-01 | Richards (gt) | Khabibulin | 0-2 | 1-1 | 35-28 | 15,370 |
| 31 | 12/12 @ CGY | W, 3-1 | 12-15-03-01 | Richards (p), Andreychuk (gw), Taylor | Khabibulin | 1-3 | 2-2 | 21-29 | 13,913 |
| 32 | 12/14 @ EDM | L, 1-2 | 12-16-03-01 | Keefe | Khabibulin | 0-3 | 2-2 | 23-35 | 16,272 |
| 33 | 12/17 @ MTL | W, 4-3 | 13-16-03-01 | Lecavalier, St. Louis, Clymer, St. Louis | Khabibulin | 0-0 | 2-2 | 31-22 | 19,743 |
| 34 | 12/21 vs. STL | W, 4-3* | 14-16-03-01 | Lecavalier (p), Modin, Modin, Lecavalier (gw) | Khabibulin | 1-2 | 3-4 | 18-40 | 15,223 |
| 35 | 12/26 @ NSH | W, 1-0 | 15-16-03-01 | Modin (gw) | Weekes | 0-1 | 2-2 | 22-31 | 13,840 |
| 36 | 12/27 vs. CAR | L, 2-3 | 15-17-03-01 | Ylonen, Modin | Khabibulin | 0-4 | 2-2 | 32-28 | 16,413 |
| 37 | 12/29 vs. BOS | L, 4-5* | 15-17-03-02 | Richards (p), Prospal (p), St. Louis (p), Cullimore | Khabibulin | 3-5 | 1-1 | 28-39 | 20,354+ |
| 38 | 12/31 vs. TOR | L, 1-4 | 15-18-03-02 | St. Louis | Weekes | 0-2 | 2-3 | 17-38 | 16,721 |
| 39 | 01/02 @ MIN | L, 0-2 | 15-19-03-02 | ----- | Khabibulin | 0-4 | 2-2 | 36-20 | 18,568 |
| 40 | 01/04 @ CHI | L, 0-2 | 15-20-03-02 | ----- | Khabibulin | 0-4 | 3-4 | 17-29 | 16,608 |
| 41 | 01/06 @ PHX | W, 3-0 | 16-20-03-02 | Ciger (gw), St. Louis (s), Andreychuk (p) | Khabibulin | 1-3 | 3-3 | 24-33 | 10,570 |
| 42 | 01/08 vs. DAL | L, 1-2 | 16-21-03-02 | Andreychuk | Khabibulin | 0-4 | 4-4 | 35-28 | 12,874 |
| 43 | 01/12 vs. OTT | L, 1-2 | 16-22-03-02 | Richards | Khabibulin | 0-2 | 0-1 | 34-25 | 13,712 |
| 44 | 01/13 @ ATL | T, 2-2* | 16-22-04-02 | Andreychuk, Modin (p-gt) | Khabibulin | 1-2 | 1-1 | 39-24 | 10,839 |
| 45 | 01/15 @ NJ | W, 5-4* | 17-22-04-02 | Ciger, St. Louis (p), Ciger, Lecavalier (p), Ciger (gw) | Weekes (3-19), Khabibulin (1-21) | 2-4 | 1-2 | 17-40 | 11,731 |
| 46 | 01/18 vs. CHI | T, 2-2* | 17-22-05-02 | St. Louis, St. Louis (gt) | Khabibulin | 0-3 | 0-1 | 32-36 | 17,895 |
| 47 | 01/19 vs. MTL | L, 1-5 | 17-23-05-02 | Ciger | Khabibulin (3-7), Weekes (2-21) | 0-3 | 3-3 | 25-28 | 15,264 |
| 48 | 01/21 vs. NJ | W, 3-2 | 18-23-05-02 | Lecavalier, Clymer, | Weekes (2-21) Khabibulin | 0-3 | 4-4 | 17-33 | 13,134 |
| 49 | 01/23 @ PIT | L, 1-5 | 18-24-05-02 | Clymer Weekes (2-16) | St. Louis (gw) Khabibulin (3-11) | 0-5 | 1-4 | 27-27 | 15,127 |
| 50 | 01/25 @ BUF | L, 1-4 | 18-25-05-02 | Modin | Khabibulin | 0-6 | 6-6 | 22-33 | 18,690 |
| 51 | 01/26 @ NYI | L, 2-6 | 18-26-05-02 | Ledyard, Lecavalier | Weekes | 0-4 | 2-2 | 25-25 | 16,234 |
| 52 | 01/28 @ NYR | W, 1-0 | 19-26-05-02 | Lecavalier (gw) | Khabibulin | 0-1 | 1-1 | 21-42 | 18,200 |
| 53 | 01/30 vs. CAR | L, 1-3 | 19-27-05-02 | Kubina (p) | Khabibulin | 1-3 | 2-3 | 19-40 | 13,234 |
| 54 | 02/04 vs. OTT | T, 4-4* | 19-27-06-02 | Lecavalier, Prospal, Kubina, Richards | Khabibulin | 0-2 | 3-4 | 31-33 | 12,358 |
| 55 | 02/06 @ FLA | W, 3-2 | 20-27-06-02 | Andreychuk (p), Clymer, Alexeev (gw) | Weekes | 1-2 | 2-3 | 21-39 | 13,684 |
| 56 | 02/07 vs. FLA | L, 1-3 | 20-28-06-02 | Lecavalier | Khabibulin | 0-2 | 2-2 | 37-26 | 14,911 |
| 57 | 02/09 vs. WSH | L, 2-4 | 20-29-06-02 | Prospal, Andreychuk | Khabibulin (3-12), Weekes (0-9) | 0-1 | 0-0 | 21-22 | 16,675 |
| 58 | 02/11 @ WSH | L, 1-3 | 20-30-06-02 | Ciger | Weekes (2-19), Khabibulin (1-12) | 0-2 | 3-3 | 20-31 | 16,094 |
| 59 | 02/26 vs. DET | L, 3-4* | 20-30-06-03 | Prospal, Andreychuk (p), Olvestad | Weekes | 1-7 | 3-5 | 37-36 | 20,914+ |
| 60 | 03/01 vs. SJ | W, 4-2 | 21-30-06-03 | Richards, Kubina (p), Kubina (gw), Richards | Khabibulin | 1-2 | 1-1 | 30-27 | 15,013 |
| 61 | 03/02 vs. FLA | W, 3-2 | 22-30-06-03 | Richards (p), Olvestad, Boyle (p-gw) | Khabibulin | 2-3 | 5-5 | 31-26 | 16,684 |
| 62 | 03/06 vs. EDM | L, 2-3 | 22-31-06-03 | Andreychuk (p), Prospal (p) | Khabibulin | 2-8 | 3-3 | 37-39 | 13,256 |
| 63 | 03/08 vs. PHI | L, 2-4 | 22-32-06-03 | Boyle (p), Richards | Khabibulin | 1-2 | 1-2 | 22-28 | 20,554+ |
| 64 | 03/10 vs. NSH | W, 5-1 | 23-32-06-03 | Alexeev, Keefe (gw), Richards (p), Clymer, Boyle | Khabibulin | 1-3 | 2-2 | 34-21 | 12,025 |
| 65 | 03/12 @ ATL | T, 4-4* | 23-32-07-03 | Cibak, Andreychuk (p) Clymer, Boyle (gt) | Khabibulin | 1-6 | 3-3 | 44-26 | 14,618 |
| 66 | 03/14 vs. CGY | W, 3-2 | 24-32-07-03 | Richards, Andreychuk, Kubina (p-gw) | Khabibulin | 1-4 | 3-3 | 24-32 | 13,473 |
| 67 | 03/17 vs. BUF | T, 2-2* | 24-32-08-03 | Andreychuk (p), Keefe (gt) | Khabibulin | 1-5 | 6-6 | 24-24 | 15,714 |
| 68 | 03/18 @ PHI | T, 3-3* | 24-32-09-03 | Cullimore, Alexeev, Keefe (gt) | Kochan | 0-1 | 1-2 | 25-41 | 19,405 |
| 69 | 03/20 vs. ATL | W, 4-2 | 25-32-09-03 | Keefe, Andreychuk, Andreychuk (gw), Kubina (s) | Khabibulin | 0-9 | 3-3 | 37-21 | 11,673 |
| 70 | 03/22 vs. MTL | T, 3-3* | 25-32-10-03 | Roy, Richards, Alexeev (p) | Khabibulin | 1-6 | 2-2 | 40-26 | 16,912 |
| 71 | 03/24 vs. BOS | L, 3-4* | 25-32-10-04 | Lecavalier, Prospal, Prospal | Khabibulin | 0-7 | 4-4 | 30-24 | 18,009 |
| 72 | 03/26 @ TOR | L, 2-7 | 25-33-10-04 | Willis, Prospal | Khabibulin (4-21), Kochan (3-7) | 0-4 | 2-2 | 26-28 | 19,304 |
| 73 | 03/28 @ MTL | L, 1-2 | 25-34-10-04 | Prospal (p) | Khabibulin | 1-3 | 1-1 | 33-24 | 20,235 |
| 74 | 03/30 @ OTT | L, 1-3 | 25-35-10-04 | Kochan | Khabibulin | 0-4 | 4-5 | 17-36 | 17,859 |
| 75 | 04/01 vs. NYR | L, 4-6 | 25-36-10-04 | Kubina, Lecavalier, Andreychuk (s), Prospal | Khabibulin | 0-3 | 2-2 | 30-21 | 15,221 |
| 76 | 04/03 @ WSH | L, 1-4 | 25-37-10-04 | Richards | Kochan (3-19), Khabibulin (0-6) | 0-6 | 3-3 | 20-26 | 18,025 |
| 77 | 04/04 vs. PIT | W, 4-2 | 26-37-10-04 | Andreychuk, Lecavalier, Andreychuk (gw), Clymer | Khabibulin | 0-2 | 5-6 | 32-31 | 15,454 |
| 78 | 04/07 vs. BUF | L, 3-5 | 26-38-10-04 | Willis, Kubina (p), Lecavalier (p) | Khabibulin | 2-4 | 4-6 | 28-24 | 16,274 |
| 79 | 04/09 @ BOS | T, 2-2* | 26-38-11-04 | Lecavalier, Lecavalier (gt) | Khabibulin | 0-4 | 4-4 | 24-38 | 13,946 |
| 80 | 04/10 @ CAR | L, 2-4 | 26-39-11-04 | Richards, Willis | Kochan | 0-3 | 2-4 | 30-26 | 18,210 |
| 81 | 04/12 vs. NYI | L, 1-3 | 26-40-11-04 | Boyle | Kochan | 0-6 | 5-7 | 25-20 | 19,869+ |
| 82 | 04/14 @ FLA | W, 3-2* | 27-40-11-04 | Andreychuk (p), Willis, Lecavalier (p-gw) | Khabibulin | 2-3 | 5-6 | 33-30 | 18,219 |
| ** | Overtime Shootout | | + | Sellout | (s) | | (y) | Overtime Game-Winner | |
| | | | (p) | Power Play Goal | (x) | | | Successful Penalty Shot | |

2000-2001 STATS

2000-2001 INDIVIDUAL SCORING
(24-47-6-5, 59 pts., 5th Southeast Division)

PLAYERS

| PLAYER | GP | G | A | PTS | +/- | PIM | PP | SH | GW | GT | S | % |
|-----------------------|----|----|----|-----|-----|-----|----|----|----|----|-----|------|
| Brad Richards* | 82 | 21 | 41 | 62 | -10 | 14 | 7 | 0 | 3 | 0 | 179 | 11.7 |
| Fredrik Modin | 76 | 32 | 24 | 56 | -1 | 48 | 8 | 0 | 4 | 0 | 217 | 14.7 |
| Vincent Lecavalier | 68 | 23 | 28 | 51 | -26 | 66 | 7 | 0 | 3 | 0 | 165 | 13.9 |
| Martin St. Louis | 70 | 18 | 22 | 40 | -4 | 12 | 3 | 0 | 4 | 0 | 141 | 12.8 |
| Brian Holzinger | 70 | 11 | 25 | 36 | -9 | 64 | 3 | 0 | 2 | 0 | 87 | 12.6 |
| Pavel Kubina | 78 | 11 | 19 | 30 | -14 | 103 | 6 | 1 | 1 | 0 | 128 | 8.6 |
| Adrian Aucoin (TOT) | 73 | 4 | 24 | 28 | 5 | 45 | 2 | 0 | 0 | 0 | 159 | 2.5 |
| (TB) | 26 | 1 | 11 | 12 | -8 | 25 | 1 | 0 | 0 | 0 | 60 | 1.7 |
| (VAN) | 47 | 3 | 13 | 16 | 13 | 20 | 1 | 0 | 0 | 0 | 99 | 3.0 |
| Alexander Kharitonov* | 66 | 7 | 15 | 22 | -9 | 8 | 0 | 0 | 0 | 0 | 103 | 6.8 |
| Todd Warriner | 64 | 10 | 11 | 21 | -13 | 46 | 3 | 2 | 1 | 1 | 99 | 10.1 |
| Ryan Johnson | 80 | 7 | 14 | 21 | -20 | 44 | 1 | 0 | 0 | 0 | 71 | 9.9 |
| Nils Ekman | 43 | 9 | 11 | 20 | -15 | 40 | 2 | 1 | 1 | 0 | 72 | 12.5 |
| Andrei Zyuzin | 64 | 4 | 16 | 20 | -8 | 76 | 2 | 1 | 1 | 1 | 92 | 4.3 |
| Matthew Barnaby (TOT) | 76 | 5 | 8 | 13 | -10 | 265 | 1 | 0 | 0 | 0 | 67 | 7.5 |
| (TB) | 29 | 4 | 4 | 5 | -7 | 97 | 1 | 0 | 0 | 0 | 29 | 13.8 |
| (PIT) | 47 | 1 | 4 | 8 | -7 | 168 | 0 | 0 | 0 | 0 | 38 | 2.6 |
| Cory Sarich | 73 | 1 | 8 | 9 | -25 | 106 | 0 | 0 | 1 | 0 | 66 | 1.5 |
| Jassen Cullimore | 74 | 1 | 6 | 7 | -6 | 80 | 0 | 0 | 0 | 0 | 56 | 1.8 |
| Ben Clymer | 23 | 5 | 1 | 6 | -7 | 21 | 3 | 0 | 0 | 0 | 25 | 20 |
| Stan Drulia | 34 | 2 | 4 | 6 | -11 | 18 | 1 | 0 | 0 | 0 | 20 | 10 |
| Stan Neckar (TOT) | 69 | 2 | 4 | 6 | -3 | 71 | 0 | 0 | 1 | 0 | 26 | 7.7 |
| (TB) | 16 | 0 | 2 | 2 | -1 | 8 | 0 | 0 | 0 | 0 | 10 | 0.0 |
| (PHX) | 53 | 2 | 2 | 4 | -2 | 63 | 0 | 0 | 1 | 0 | 16 | 12.5 |
| Kristian Kudroc* | 22 | 2 | 2 | 4 | 0 | 36 | 0 | 0 | 1 | 0 | 12 | 16.7 |
| Sheldon Keefe* | 49 | 4 | 0 | 4 | -13 | 38 | 0 | 0 | 0 | 0 | 32 | 12.5 |
| John Emmons (TOT) | 53 | 2 | 2 | 4 | -5 | 42 | 0 | 0 | 0 | 0 | 37 | 5.4 |
| (TB) | 12 | 1 | 1 | 2 | 0 | 22 | 0 | 0 | 0 | 0 | 9 | 11.1 |
| (OTT) | 41 | 1 | 1 | 2 | -5 | 20 | 0 | 0 | 0 | 0 | 28 | 3.6 |
| Petr Svoboda | 19 | 1 | 3 | 4 | -4 | 41 | 0 | 0 | 0 | 0 | 16 | 6.2 |
| Dmitry Afanasev* | 9 | 1 | 1 | 2 | 1 | 4 | 0 | 0 | 0 | 0 | 8 | 12.5 |
| Kaspars Astashenko* | 15 | 1 | 1 | 2 | -4 | 4 | 0 | 0 | 0 | 0 | 4 | 25 |
| Sergey Gusev | 16 | 1 | 0 | 1 | -3 | 10 | 0 | 0 | 0 | 0 | 13 | 7.7 |
| Kyle Freadrich* | 13 | 0 | 1 | 1 | -1 | 36 | 0 | 0 | 0 | 0 | 3 | 0.0 |
| Gordie Dwyer* | 28 | 0 | 1 | 1 | -7 | 96 | 0 | 0 | 0 | 0 | 12 | 0.0 |
| Kevin Weekes | 61 | 0 | 1 | 1 | 0 | 4 | 0 | 0 | 0 | 0 | 0 | 0.0 |
| Evgeny Konstantinov* | 1 | 0 | 0 | 0 | 0 | 0 | 0 | 0 | 0 | 0 | 0 | 0.0 |
| Marek Posmyk* | 1 | 0 | 0 | 0 | -1 | 0 | 0 | 0 | 0 | 0 | 0 | 0.0 |
| Nikolai Khabibulin | 2 | 0 | 0 | 0 | 0 | 0 | 0 | 0 | 0 | 0 | 0 | 0.0 |
| Thomas Ziegler* | 5 | 0 | 0 | 0 | -2 | 0 | 0 | 0 | 0 | 0 | 2 | 0.0 |
| Matt Elch | 8 | 0 | 0 | 0 | -5 | 0 | 0 | 0 | 0 | 0 | 0 | 0.0 |
| Dieter Kochan* | 10 | 0 | 0 | 0 | 0 | 0 | 0 | 0 | 0 | 0 | 0 | 0.0 |
| Wade Flaherty (TOT) | 22 | 0 | 0 | 0 | 0 | 2 | 0 | 0 | 0 | 0 | 0 | 0.0 |
| (TB) | 2 | 0 | 0 | 0 | 0 | 0 | 0 | 0 | 0 | 0 | 0 | 0.0 |
| (NYI) | 20 | 0 | 0 | 0 | 0 | 2 | 0 | 0 | 0 | 0 | 0 | 0.0 |

TRADED PLAYERS

| PLAYER | GP | G | A | PTS | +/- | PIM | PP | SH | GW | GT | S | % |
|--------------------|----|----|----|-----|-----|-----|----|----|----|----|-----|------|
| Mike Johnson (TB) | 64 | 11 | 27 | 38 | -10 | 38 | 3 | 1 | 0 | 1 | 107 | 10.3 |
| Paul Mara (TB) | 46 | 6 | 10 | 16 | -17 | 40 | 2 | 0 | 1 | 0 | 58 | 10.3 |
| Wayne Primeau (TB) | 47 | 2 | 13 | 15 | -17 | 77 | 0 | 0 | 0 | 0 | 47 | 4.3 |
| Maxim Galanov (TB) | 25 | 0 | 5 | 5 | -5 | 8 | 0 | 0 | 0 | 0 | 10 | 0.0 |
| Grant Ledyard (TB) | 14 | 2 | 2 | 4 | -5 | 12 | 0 | 0 | 0 | 0 | 12 | 16.7 |
| Craig Millar (TB) | 16 | 1 | 1 | 2 | -8 | 10 | 0 | 0 | 1 | 0 | 10 | 0.0 |
| Bryan Muir (TB) | 10 | 0 | 3 | 3 | -7 | 15 | 0 | 0 | 0 | 0 | 14 | 0.0 |
| Steve Martins (TB) | 20 | 1 | 1 | 2 | -9 | 13 | 0 | 0 | 0 | 0 | 18 | 5.6 |

GOALTENDERS

| GOALTENDER | GP | MIN | AVG | W | L | T | EN | SO | GA | SVS | SV% |
|----------------------|------|------|------|----|----|---|----|----|-----|------|------|
| Evgeny Konstantinov* | 1 | 0 | 0 | 0 | 0 | 0 | 0 | 0 | 0 | 0 | — |
| Nikolai Khabibulin | 2 | 123 | 2.93 | 1 | 1 | 0 | 0 | 0 | 6 | 69 | .913 |
| Kevin Weekes | 61 | 3378 | 3.14 | 20 | 33 | 3 | 8 | 4 | 177 | 1742 | .898 |
| Wade Flaherty (TOT) | 22 | 1135 | 3.38 | 6 | 12 | 0 | 3 | 1 | 64 | 525 | .878 |
| (TB) | 2 | 118 | 4.07 | 0 | 2 | 0 | 0 | 0 | 8 | 55 | .855 |
| (NYI) 20 | 1017 | 3.30 | 6 | 10 | 0 | 3 | 1 | 56 | 470 | .881 | |
| Dieter Kochan * | 10 | 314 | 3.44 | 0 | 3 | 0 | 1 | 0 | 18 | 138 | .870 |

TRADED GOALTENDERS

| GOALTENDER | GP | MIN | AVG | W | L | T | EN | SO | GA | SVS | SV% |
|-------------------|----|------|------|---|----|---|----|----|----|-----|------|
| Dan Cloutier (TB) | 24 | 1005 | 3.52 | 3 | 13 | 3 | 3 | 1 | 59 | 541 | .891 |

2000-2001 GAME-BY-GAME RESULTS

| # | OPPONENT | RESULT | RECORD | SCORERS | GOALTENDER(S) | PP | PK | SF-SA ATTEND. |
|---|---------------|---------|---------|---|--------------------------------|------|-----|---------------|
| 1 | 10/6 vs. NYI | T, 3-3* | 0-0-1-0 | Kubina (p), M. Johnson, Svoboda | Cloutier | 1-9 | 8-8 | 24-36 |
| 2 | 10/8 vs. VAN | L, 4-5 | 0-1-1-0 | Martins, Modin (p), Mara, Richards | Cloutier | 1-4 | 7-7 | 16-41 |
| 3 | 10/13 @ PIT | L, 2-3 | 0-2-1-0 | Lecavalier (p), Holzinger | Weekes | 1-3 | 6-6 | 25-26 |
| 4 | 10/15 vs. ATL | W, 5-2 | 1-2-1-0 | Modin (p), Lecavalier (p), Holzinger (gw), Warriner (p), Kubina (p) | Weekes | 4-12 | 5-5 | 31-22 |
| 5 | 10/18 @ MIN | L, 5-6 | 1-3-1-0 | Lecavalier, Richards (p), Warriner (s), Kharitonov, Modin | Weekes (5-34), Cloutier (0-0) | 1-7 | 5-7 | 24-35 |
| 6 | 10/21 @ NJ | L, 2-7 | 1-4-1-0 | Modin, Kubina (p) | Cloutier (7-32), Weekes (0-12) | 1-6 | 3-6 | 15-44 |

| # | OPPONENT | RESULT | RECORD | SCORERS | GOALTENDER(S) | PP | PK | SF-SA | ATTEND. |
|----|---------------|---------|-----------|---|---------------------------------------|------|-------|-------|---------|
| 7 | 10/22 @ NYR | W, 4-2 | 2-4-1-0 | Modin, M. Johnson (p), Modin (gw), Modin | Weekes | 1-9 | 7-8 | 22-34 | 18,200 |
| 8 | 10/25 @ DET | L, 1-5 | 2-5-1-0 | Kharitonov | Weekes | 0-4 | 2-4 | 26-41 | 19,995 |
| 9 | 10/27 vs. OTT | L, 0-6 | 2-6-1-0 | ----- | Weekes (4-17), Kochan (2-13) | 0-6 | 3-4 | 24-35 | 15,413 |
| 10 | 10/31 @ CAR | L, 5-6* | 2-6-1-1 | Lecavalier, Lecavalier, Modin (p), Richards, | Weekes (6-32), Holzinger Kochan (0-0) | 1-5 | 4-6 | 25-32 | 7,016 |
| 11 | 11/1 @ NYR | L, 1-6 | 2-7-1-1 | R. Johnson | Weekes (6-28), Kochan (0-8) | 0-3 | 3-5 | 32-36 | 18,200 |
| 12 | 11/3 vs. NYI | W, 4-3* | 3-7-1-1 | Kubina (p), Drulia, M. Johnson (s), Millar (gw) | Weekes (3-34), Kochan (0-1) | 1-6 | 6-8 | 33-35 | 12,234 |
| 13 | 11/5 vs. WSH | W, 5-2 | 4-7-1-1 | Primeau, M. Johnson, Mara (p-gw), Mara, Keefe | Weekes | 1-8 | 3-4 | 26-26 | 14,582 |
| 14 | 11/10 vs. MTL | W, 3-1 | 5-7-1-1 | Lecavalier, Modin (gw), Drulia (p-e) | Weekes | 1-6 | 7-8 | 17-27 | 13,313 |
| 15 | 11/11 vs. CGY | L, 3-4 | 5-8-1-1 | M. Johnson (p), Lecavalier, Modin (p) | Weekes (4-40), Kochan (0-0) | 2-5 | 3-4 | 32-40 | 13,088 |
| 16 | 11/14 @ MTL | W, 1-0 | 6-8-1-1 | Lecavalier (p-gw) | Weekes | 1-7 | 8-8 | 23-34 | 19,050 |
| 17 | 11/17 @ TOR | T, 2-2* | 6-8-2-1 | M. Johnson, Warriner (gt) | Weekes | 0-4 | 6-6 | 21-36 | 19,145 |
| 18 | 11/20 @ DAL | L, 2-6 | 6-9-2-1 | Kubina (p),Richards (p) | Weekes (5-20), Cloutier (1-5) | 2-8 | 3-4 | 20-25 | 17,001 |
| 19 | 11/22 vs. ATL | W, 8-2 | 7-9-2-1 | Richards, Keefe, Lecavalier (gw), Richards (p), St. Louis (s), Gusev, Kubina, Modin | Cloutier | 1-6 | 4-4 | 33-27 | 12,637 |
| 20 | 11/24 vs. FLA | W, 2-1 | 8-9-2-1 | M. Johnson, Sarich (gw) | Weekes | 0-3 | 4-4 | 22-21 | 19,424 |
| 21 | 11/25 @ FLA | L, 1-2* | 8-9-2-2 | St. Louis | Cloutier | 0-5 | 5-5 | 22-27 | 15,612 |
| 22 | 11/27 @ NYI | L, 4-7 | 8-10-2-2 | Lecavalier, Modin (p) Richards, St. Louis | Weekes (4-18), Cloutier (3-20) | 1-7 | 5-6 | 23-38 | 7,807 |
| 23 | 11/29 @ WSH | L, 1-4 | 8-11-2-2 | Lecavalier (p) | Weekes | 1-5 | 3-5 | 14-45 | 11,504 |
| 24 | 12/1 @ ATL | L, 3-5 | 8-12-2-2 | Mara (p), Holzinger, Richards (p) | Weekes | 2-6 | 2-3 | 30-37 | 14,599 |
| 25 | 12/2 vs. DET | W, 3-0 | 9-12-2-2 | Lecavalier (gw), Lecavalier, Warriner (p) | Cloutier | 1-7 | 6-6 | 32-26 | 20,718* |
| 26 | 12/6 @ PHI | L, 3-6 | 9-13-2-2 | Kubina, Lecavalier, Modin | Cloutier | 0-3 | 1-2 | 23-40 | 19,565 |
| 27 | 12/8 vs. COL | L, 0-2 | 9-14-2-2 | ----- | Kochan (2-29), Konstantinov (0-0) | 0-2 | 2-4 | 24-29 | 19,826* |
| 28 | 12/11 @ COL | T, 2-2* | 9-14-3-2 | Kharitonov, M. Johnson (p-gt) | Kochan (2-33), Cloutier (0-0) | 1-4 | 4-5 | 26-33 | 18,007 |
| 29 | 12/14 @ PHX | L, 2-3 | 9-15-3-2 | Modin, M. Johnson | Weekes (3-35), Cloutier (0-0) | 0-6 | 3-4 | 22-35 | 11,944 |
| 30 | 12/16 @ LA | W, 4-3 | 10-15-3-2 | Modin, Modin, Richards, St. Louis (gw) | Weekes | 0-3 | 4-5 | 24-41 | 15,576 |
| 31 | 12/17 @ ANA | L, 1-3 | 10-16-3-2 | Richards | Cloutier | 0-6 | 1-2 | 26-27 | 11,207 |
| 32 | 12/21 vs. PIT | T, 1-1* | 10-16-4-2 | Astashenko | Weekes | 0-4 | 3-3 | 32-39 | 14,444 |
| 33 | 12/23 vs. NJ | L, 1-5 | 10-17-4-2 | R. Johnson | Weekes (4-13), Cloutier (1-13) | 0-4 | 3-5 | 29-26 | 15,184 |
| 34 | 12/26 vs. CAR | W, 3-2 | 11-17-4-2 | Modin (p), Keefe, Richards (gw) | Weekes | 1-6 | 4-5 | 22-22 | 12,128 |
| 35 | 12/28 vs. PHI | W, 4-3 | 12-17-4-2 | St. Louis, St. Louis, Modin, Modin (gw) | Weekes | 0-4 | 6-6 | 18-35 | 20,142* |
| 36 | 12/30 vs. BOS | T, 1-1* | 12-17-5-2 | Zyuzin (p-gt) | Cloutier | 1-6 | 5-5 | 23-34 | 16,623 |
| 37 | 12/31 vs. TOR | L, 2-3 | 12-18-5-2 | Richards (p), R. Johnson | Weekes (3-34), Cloutier (0-1) | 1-3 | 0-1 | 24-35 | 16,105 |
| 38 | 1/3 @ CAR | L, 2-3 | 12-19-5-2 | Mara, Lecavalier | Cloutier (3-8), Weekes (0-12) | 0-7 | 5-6 | 38-20 | 7,517 |
| 39 | 1/4 @ OTT | L, 3-8 | 12-20-5-2 | Holzinger, Kharitonov, R. Johnson (p) | Weekes (4-21), Cloutier (4-23) | 1-6 | 2-3 | 25-44 | 17,026 |
| 40 | 1/7 @ CHI | L, 4-7 | 12-21-5-2 | Holzinger, Holzinger, Primeau, Kharitonov | Weekes (2-18), Cloutier (4-24) | 0-3 | 3-4 | 20-43 | 12,424 |
| 41 | 1/10 @ TOR | W, 3-1 | 13-21-5-2 | R. Johnson, Holzinger (gw), Modin (e) | Cloutier | 1-4 | 4-4 | 24-28 | 19,129 |
| 42 | 1/12 vs. PHI | L, 0-3 | 13-22-5-2 | ----- | Cloutier | 0-3 | 4-5 | 21-34 | 19,303 |
| 43 | 1/14 vs. DAL | L, 2-3 | 13-23-5-2 | Richards, Modin | Cloutier | 0-2 | 4-5 | 24-19 | 12,774 |
| 44 | 1/16 @ BUF | L, 1-3 | 13-24-5-2 | Keefe | Weekes | 0-4 | 6-6 | 41-31 | 16,309 |
| 45 | 1/18 @ MTL | L, 1-3 | 13-25-5-2 | Ekman | Weekes | 0-4 | 2-2 | 13-30 | 19,793 |
| 46 | 1/20 @ OTT | L, 0-3 | 13-26-5-2 | ----- | Cloutier | 0-5 | 10-10 | 18-42 | 18,931 |
| 47 | 1/21 @ CBJ | L, 1-3 | 13-27-5-2 | Zyuzin (s) | Weekes | 0-5 | 4-5 | 27-30 | 17,650 |
| 48 | 1/23 vs. WSH | L, 2-5 | 13-28-5-2 | Ekman, St. Louis | Weekes | 0-3 | 2-3 | 29-33 | 11,854 |
| 49 | 1/25 vs. OTT | L, 2-5 | 13-29-5-2 | Richards (p), Kharitonov | Weekes | 1-3 | 3-3 | 15-38 | 13,389 |
| 50 | 1/27 @ FLA | L, 2-3* | 13-29-5-3 | Modin, Holzinger | Weekes | 0-3 | 3-3 | 21-30 | 14,612 |
| 51 | 1/29 @ CAR | L, 2-5 | 13-30-5-3 | Modin (p), Modin | Cloutier | 1-4 | 2-4 | 16-35 | 8,030 |
| 52 | 1/30 vs. FLA | W, 4-3 | 14-30-5-3 | St. Louis, Kubina (p), Warriner (p), Warriner (gw) | Weekes | 2-7 | 6-8 | 26-26 | 11,752 |
| 53 | 2/1 vs. BUF | W, 4-2 | 15-30-5-3 | Richards, St. Louis (s), Kudroc (gw), M. Johnson | Weekes | 0-3 | 3-4 | 19-25 | 12,610 |
| 54 | 2/6 vs. MIN | L, 2-4 | 15-31-5-3 | Mara, Richards | Weekes | 0-5 | 4-4 | 33-21 | 11,122 |
| 55 | 2/8 @ STL | L, 1-4 | 15-32-5-3 | Warriner | Weekes | 0-7 | 2-3 | 27-36 | 19,765 |
| 56 | 2/10 @ BOS | L, 2-6 | 15-33-5-3 | Modin, Barnaby (p) | Weekes (4-17), Kochan (2-6) | 1-7 | 5-8 | 20-23 | 17,565 |
| 57 | 2/13 vs. PHX | L, 2-5 | 15-34-5-3 | Ledyard, St. Louis | Kochan | 0-5 | 2-4 | 24-27 | 10,843 |
| 58 | 2/15 vs. BOS | L, 3-6 | 15-35-5-3 | Lecavalier (p), Modin, Ekman | Kochan | 1-8 | 2-4 | 29-17 | 13,621 |
| 59 | 2/17 vs. NYR | L, 4-5 | 15-36-5-3 | Barnaby, Modin, Ekman, Modin | Weekes | 1-6 | 1-1 | 33-27 | 20,154* |
| 60 | 2/18 @ NSH | L, 2-3 | 15-37-5-3 | St. Louis, Ekman | Weekes | 0-5 | 5-6 | 16-34 | 15,260 |
| 61 | 2/20 vs. STL | W, 3-2 | 16-37-5-3 | Warriner, Warriner, Kubina (gw) | Weekes | 0-9 | 5-6 | 20-30 | 13,442 |
| 62 | 2/24 @ PIT | T, 0-0* | 16-37-6-3 | Richards (p), Richards, Clymer, Holzinger (p) | Weekes | 0-5 | 5-5 | 36-27 | 17,111 |
| 63 | 2/25 @ BUF | L, 4-5 | 16-38-6-3 | R. Johnson, Cullimore, Ekman (s), Warriner (s) | Weekes | 0-4 | 7-10 | 26-37 | 18,690 |
| 64 | 3/1 @ BOS | L, 1-3 | 16-39-6-3 | Lecavalier | Weekes | 0-4 | 4-5 | 19-30 | 14,711 |
| 65 | 3/3 @ NYI | W, 6-0 | 17-39-6-3 | Zyuzin (gw), Barnaby, Emmons, Zyuzin (p), Lecavalier (p), Ekman (p) | Weekes | 3-9 | 11-11 | 26-25 | 12,542 |
| 66 | 3/4 @ NJ | L, 0-6 | 17-40-6-3 | ----- | Flaherty | 0-5 | 3-5 | 15-30 | 13,378 |
| 67 | 3/6 vs. SJ | W, 2-1* | 18-40-6-3 | Kharitonov, Richards (gw) | Weekes | 0-13 | 8-8 | 30-18 | 11,243 |
| 68 | 3/8 vs. CAR | W, 1-0 | 19-40-6-3 | St. Louis (p) | Weekes | 0-4 | 4-4 | 15-20 | 10,656 |
| 69 | 3/10 vs. CBJ | W, 4-1 | 20-40-6-3 | Holzinger (gw), St. Louis (p-gw), St. Louis (p), Ledyard | Weekes | 3-7 | 7-7 | 33-22 | 17,111 |
| 70 | 3/13 vs. EDM | W, 4-1 | 21-40-6-3 | Richards (p), Richards, Clymer, Holzinger (p) | Weekes | 2-5 | 4-5 | 31-24 | 14,542 |
| 71 | 3/15 vs. TOR | W, 3-2 | 21-40-6-4 | Afanasevskov, St. Louis, Modin (gw) | Weekes | 0-5 | 6-6 | 23-28 | 15,587 |
| 72 | 3/17 vs. PIT | W, 5-1 | 22-40-6-4 | Lecavalier, St. Louis (s-gw), Kubina (s), St. Louis (p), Lecavalier | Weekes | 1-4 | 8-8 | 20-26 | 20,835* |
| 73 | 3/21 @ ATL | W, 4-3 | 23-40-6-4 | Lecavalier (p), R. Johnson, Modin (p), Richards (gw) | Weekes | 2-4 | 3-4 | 32-34 | 13,554 |
| 74 | 3/22 vs. ATL | L, 0-2 | 23-41-6-4 | ----- | Weekes | 0-7 | 6-6 | 29-30 | 12,741 |
| 75 | 3/24 vs. WSH | L, 2-3 | 23-42-6-4 | Clymer (p), Modin | Weekes | 1-3 | 6-7 | 22-40 | 16,212 |
| 76 | 3/27 vs. NJ | L, 1-7 | 23-43-6-4 | Modin | Weekes | 0-1 | 1-3 | 26-35 | 14,876 |
| 77 | 3/30 vs. MTL | L, 2-6 | 23-44-6-4 | Clymer (p), Ekman | Weekes | 1-2 | 3-4 | 21-34 | 15,542 |
| 78 | 3/30 @ FLA | W, 4-2 | 24-44-6-4 | Richards, Barnaby, Ekman (gw), Clymer (e) | Khabbibulin | 0-3 | 5-5 | 27-34 | 19,937 |
| 79 | 4/1 vs. BUF | L, 2-4 | 24-45-6-4 | Emmons, Kubina | Weekes | 0-4 | 4-6 | 22-25 | 15,214 |
| 80 | 4/4 @ PIT | L, 2-4 | 24-46-6-4 | Lecavalier, Kudroc | Weekes | 0-4 | 4-6 | 25-37 | 17,148 |
| 81 | 4/5 vs. NYR | L, 3-4* | 24-46-6-5 | St. Louis, Clymer (p), Lecavalier | Khabbibulin | 1-4 | 3-3 | 28-35 | 18,454 |
| 82 | 4/8 @ WSH | L, 1-2 | 24-47-6-5 | Aucoin (p) | Flaherty | 1-3 | 5-5 | 24-25 | 18,672 |

1999-2000 STATS

PLAYERS

| PLAYER | GP | G | A | PTS | PIM | +/- | PP | SH | GW | GT | S |
|---------------------------|----|----|----|-----|-----|-----|----|----|----|----|-----|
| Vincent Lecavalier | 80 | 25 | 42 | 67 | 43 | 25- | 6 | 0 | 3 | 1 | 166 |
| Fredrik Modin | 80 | 22 | 26 | 48 | 18 | 26- | 3 | 0 | 5 | 0 | 167 |
| Mike Johnson (TOT) | 50 | 21 | 26 | 47 | 37 | 6 | 6 | 1 | 1 | 0 | 132 |
| (TB) | 28 | 10 | 12 | 22 | 4 | 2- | 4 | 0 | 0 | 0 | 43 |
| (TOR) | 52 | 11 | 14 | 25 | 23 | 8 | 2 | 1 | 3 | 0 | 89 |
| Stan Drulia | 68 | 11 | 22 | 33 | 24 | 18- | 1 | 2 | 1 | 1 | 94 |
| Brian Holzinger (TOT) | 73 | 10 | 20 | 30 | 51 | 3- | 1 | 0 | 0 | 0 | 104 |
| (TB) | 14 | 3 | 3 | 6 | 21 | 7- | 1 | 1 | 0 | 0 | 14 |
| (BUF) | 59 | 7 | 17 | 24 | 30 | 4 | 0 | 1 | 2 | 0 | 81 |
| Todd Warriner (TOT) | 73 | 14 | 14 | 28 | 36 | 8- | 3 | 1 | 0 | 0 | 133 |
| (TB) | 55 | 11 | 13 | 24 | 34 | 14- | 3 | 1 | 0 | 0 | 100 |
| (TOR) | 18 | 3 | 1 | 4 | 2 | 6 | 0 | 0 | 0 | 0 | 33 |
| Pavel Kubina | 69 | 8 | 18 | 26 | 93 | 19- | 6 | 0 | 0 | 0 | 128 |
| Petr Svoboda | 70 | 2 | 23 | 25 | 170 | 11- | 2 | 0 | 0 | 0 | 93 |
| Paul Mara* | 54 | 7 | 11 | 18 | 73 | 27- | 4 | 0 | 1 | 0 | 78 |
| Ryan Johnson* (TOT) | 80 | 4 | 14 | 18 | 16 | 8- | 0 | 0 | 0 | 0 | 49 |
| (TB) | 14 | 0 | 2 | 2 | 4 | 0 | 0 | 0 | 0 | 0 | 5 |
| (FLA) | 66 | 4 | 12 | 16 | 14 | 1 | 0 | 0 | 0 | 0 | 44 |
| Robert Petrovicky | 43 | 7 | 10 | 17 | 14 | 2 | 1 | 0 | 0 | 0 | 50 |
| Wayne Primeau* (TOT) | 58 | 7 | 10 | 17 | 63 | 12- | 2 | 0 | 1 | 0 | 75 |
| (TB) | 17 | 2 | 3 | 5 | 25 | 4- | 0 | 0 | 0 | 0 | 35 |
| (BUF) | 41 | 5 | 7 | 12 | 38 | 8- | 2 | 0 | 0 | 0 | 40 |
| Dan Kesa | 50 | 4 | 10 | 14 | 21 | 11- | 0 | 1 | 1 | 0 | 55 |
| Jaroslav Svejkskovy (TOT) | 52 | 6 | 7 | 13 | 30 | 14- | 1 | 0 | 0 | 0 | 60 |
| (TB) | 29 | 5 | 5 | 10 | 28 | 7- | 0 | 0 | 0 | 0 | 42 |
| (WSH) | 23 | 1 | 2 | 3 | 2 | 7- | 1 | 0 | 0 | 0 | 18 |
| Steve Martins (TOT) | 59 | 3 | 12 | 9 | 12 | 12- | 0 | 0 | 0 | 0 | 65 |
| (TB) | 57 | 5 | 7 | 12 | 37 | 11- | 0 | 1 | 1 | 0 | 62 |
| (OTT) | 2 | 1 | 0 | 1 | 0 | 1- | 0 | 0 | 0 | 0 | 3 |
| Bruce Gardiner (TOT) | 51 | 3 | 9 | 12 | 41 | 20- | 0 | 0 | 0 | 0 | 48 |
| (TB) | 41 | 3 | 6 | 9 | 37 | 21- | 0 | 0 | 0 | 0 | 30 |
| (OTT) | 10 | 0 | 3 | 3 | 4 | 0 | 0 | 0 | 0 | 0 | 18 |
| Andrej Zyuzin | 34 | 2 | 9 | 11 | 33 | 11- | 0 | 0 | 0 | 0 | 47 |
| Ben Clymer* | 60 | 2 | 6 | 8 | 87 | 26- | 2 | 0 | 0 | 0 | 98 |
| Bryan Muir (TOT) | 41 | 3 | 4 | 7 | 45 | 9- | 0 | 1 | 0 | 0 | 51 |
| (TB) | 30 | 1 | 1 | 2 | 32 | 8- | 0 | 0 | 0 | 0 | 32 |
| (CHI) | 11 | 2 | 3 | 5 | 13 | 1 | 0 | 1 | 0 | 0 | 19 |
| Cory Sarich* (TOT) | 59 | 0 | 6 | 6 | 77 | 6- | 0 | 0 | 0 | 0 | 69 |
| (TB) | 17 | 0 | 2 | 2 | 42 | 8- | 0 | 0 | 0 | 0 | 20 |
| (BUF) | 42 | 0 | 4 | 4 | 35 | 2 | 0 | 0 | 0 | 0 | 49 |
| Sergey Gusev | 28 | 2 | 3 | 5 | 6 | 9- | 1 | 0 | 0 | 0 | 23 |
| Nikl Ekman* | 28 | 0 | 2 | 4 | 36 | 8- | 1 | 0 | 0 | 0 | 42 |
| Pavel Torgaev (TOT) | 14 | 0 | 4 | 4 | 6 | 1 | 0 | 0 | 0 | 0 | 18 |
| (TB) | 5 | 0 | 2 | 2 | 2 | 1 | 0 | 0 | 0 | 0 | 6 |
| (CGV) | 9 | 0 | 2 | 2 | 4 | 0 | 0 | 0 | 0 | 0 | 12 |
| Mara* Posmyk* | 18 | 1 | 2 | 3 | 20 | 0 | 0 | 0 | 0 | 0 | 22 |
| Matt Elich* | 8 | 1 | 1 | 2 | 0 | 1- | 0 | 0 | 0 | 0 | 5 |
| Dwayne Hay* (TOT) | 19 | 1 | 1 | 2 | 4 | 2- | 0 | 0 | 0 | 0 | 14 |
| (TB) | 13 | 1 | 1 | 2 | 2 | 0 | 0 | 0 | 0 | 0 | 11 |
| (FLA) | 6 | 0 | 0 | 0 | 2 | 2- | 0 | 0 | 0 | 0 | 3 |
| Jassen Cullimore | 46 | 1 | 1 | 2 | 66 | 12- | 0 | 0 | 0 | 0 | 23 |
| Shawn Burr | 4 | 0 | 2 | 2 | 0 | 2 | 0 | 0 | 0 | 0 | 6 |
| Reid Simpson | 26 | 1 | 0 | 1 | 103 | 3- | 0 | 0 | 0 | 0 | 13 |
| Dale Rominski* | 3 | 0 | 1 | 1 | 4 | 1 | 0 | 0 | 0 | 0 | 0 |
| Kaspars Astashenko* | 9 | 0 | 1 | 1 | 4 | 0 | 0 | 0 | 0 | 0 | 0 |
| Zac Bierk* | 12 | 0 | 1 | 1 | 0 | 0 | 0 | 0 | 0 | 0 | 0 |
| Gordie Dwyer* | 24 | 0 | 1 | 1 | 135 | 6- | 0 | 0 | 0 | 0 | 7 |
| Andrei Skopintsev | 4 | 0 | 0 | 0 | 6 | 4- | 0 | 0 | 0 | 0 | 0 |
| Daren Puppa | 5 | 0 | 0 | 0 | 2 | 0 | 0 | 0 | 0 | 0 | 0 |
| Dieter Kochan* | 5 | 0 | 0 | 0 | 0 | 0 | 0 | 0 | 0 | 0 | 0 |
| Kyle Freadrich | 10 | 0 | 0 | 0 | 39 | 1- | 0 | 0 | 0 | 0 | 0 |
| Rich Parent | 14 | 0 | 0 | 0 | 2 | 0 | 0 | 0 | 0 | 0 | 0 |
| Kevin Hodson | 24 | 0 | 0 | 0 | 2 | 0 | 0 | 0 | 0 | 0 | 0 |
| Dan Cloutier | 52 | 0 | 0 | 0 | 29 | 0 | 0 | 0 | 0 | 0 | 0 |

TRADED PLAYERS

| PLAYER | GP | G | A | PTS | +/- | PIM | PP | SH | GW | GT | S |
|--------------------------|----|----|----|-----|-----|-----|----|----|----|----|-----|
| Mike Sillinger (TB) | 67 | 19 | 25 | 44 | 86 | 29- | 6 | 3 | 1 | 0 | 126 |
| Chris Gratton (TB) | 58 | 14 | 27 | 41 | 121 | 24- | 4 | 0 | 1 | 1 | 168 |
| Darcy Tucker (TB) | 50 | 14 | 20 | 34 | 108 | 15- | 1 | 0 | 2 | 0 | 98 |
| Steve Guolla (TB) | 46 | 6 | 10 | 16 | 11 | 2 | 2 | 0 | 0 | 1 | 52 |
| Stephane Richer (TB) | 20 | 7 | 5 | 12 | 4 | 2 | 1 | 0 | 0 | 0 | 47 |
| Andreas Johansson (TB) | 12 | 2 | 3 | 5 | 8 | 1 | 0 | 0 | 0 | 0 | 11 |
| Michael Nylander (TB) | 11 | 1 | 2 | 3 | 4 | 3- | 1 | 0 | 0 | 0 | 10 |
| Bill Houlder (TB) | 14 | 1 | 2 | 3 | 2 | 3- | 1 | 0 | 0 | 0 | 21 |
| Chris McAlpine (TB) | 10 | 1 | 1 | 2 | 10 | 5 | 0 | 0 | 0 | 0 | 5 |
| Ian Herbers (TB) | 37 | 0 | 0 | 0 | 45 | 12- | 0 | 0 | 0 | 0 | 11 |
| Colin Forbes (TB) | 8 | 0 | 0 | 0 | 18 | 4- | 0 | 0 | 0 | 0 | 3 |
| Jeff Shevalier (TB) | 5 | 0 | 0 | 0 | 2 | 1- | 0 | 0 | 0 | 0 | 2 |
| Viacheslav Butsayev (TB) | 2 | 0 | 0 | 0 | 0 | 2- | 0 | 0 | 0 | 0 | 1 |

GOALTENDERS

| GOALTENDER | GP | MIN | AVG | W | L | T | EN | SO | GA | SVS | SV% |
|----------------|----|------|------|---|----|---|----|----|-----|------|------|
| Dan Cloutier | 52 | 2492 | 3.49 | 9 | 30 | 3 | 3 | 0 | 145 | 1258 | .885 |
| Zac Bierk* | 12 | 509 | 3.65 | 4 | 4 | 1 | 0 | 0 | 31 | 308 | .899 |
| Kevin Hodson | 24 | 769 | 3.67 | 2 | 7 | 4 | 3 | 0 | 47 | 327 | .856 |
| Rich Parent | 14 | 698 | 3.70 | 2 | 7 | 1 | 1 | 0 | 43 | 353 | .878 |
| Dieter Kochan* | 5 | 238 | 4.29 | 1 | 4 | 0 | 1 | 0 | 17 | 111 | .847 |
| Daren Puppa | 5 | 249 | 4.58 | 1 | 2 | 0 | 0 | 0 | 19 | 129 | .853 |

1999-2000 GAME-BY-GAME RESULTS

| # | OPPONENT | RESULT | RECORD | SCORERS | GOALTENDER(S) | PP | PK | SF-SA | ATTEND. |
|----|--------------|---------|-----------|---|--------------------------------|-----|------|-------|---------|
| 1 | 10/2 vs NYI | W, 4-2 | 1-0-0-0 | Nylander (p), Guolla, Modin (gw), Sillinger | Puppa | 1-6 | 3-3 | 29-34 | 19,758+ |
| 2 | 10/7 vs LA | L, 2-5 | 1-1-0-0 | Drulia, Sillinger | Puppa | 0-5 | 4-6 | 28-28 | 10,614 |
| 3 | 10/9 @ NJ | L, 0-1 | 1-2-0-0 | ----- | Cloutier (1-32), Hodson (0-0) | 0-4 | 2-2 | 14-32 | 13,982 |
| 4 | 10/15 vs ANA | L, 2-3 | 1-3-0-0 | Richer, Richer | Puppa (3-29), Cloutier (0-0) | 0-0 | 2-2 | 16-29 | 11,616 |
| 5 | 10/16 vs ATL | T, 4-4* | 1-3-1-0 | Richer (p), Lecavalier, Sillinger (p), Gratton (p-gt) | Cloutier (4-14), Hodson (0-9) | 3-7 | 3-5 | 35-23 | 11,565 |
| 6 | 10/19 vs VAN | L, 5-6* | 1-3-1-1 | Houlder (p), Tucker, Gratton, Gusev (p), Richer | Puppa (4-19), Cloutier (2-9) | 2-5 | 2-3 | 41-28 | 16,548 |
| 7 | 10/23 vs CGY | W, 2-1 | 2-3-1-1 | Richer, Kesa (gw) | Cloutier | 0-6 | 5-5 | 25-36 | 13,102 |
| 8 | 10/27 @ BUF | L, 3-4 | 2-4-1-1 | Gratton, Drulia, Lecavalier (p) | Cloutier | 1-3 | 4-4 | 18-27 | 14,494 |
| 9 | 10/28 @ BOS | L, 3-7 | 2-5-1-1 | Johansson, Lecavalier, Drulia | Puppa (5-19), Hodson (2-18) | 0-1 | 2-6 | 25-37 | 14,760 |
| 10 | 10/30 @ DAL | W, 2-1 | 3-5-1-1 | Lecavalier, Modin (gw) | Cloutier | 0-3 | 2-3 | 31-23 | 17,001 |
| 11 | 11/3 @ ATL | L, 1-4 | 3-6-1-1 | Lecavalier (p) | Cloutier (3-8), Hodson (1-12) | 1-9 | 9-10 | 26-20 | 17,351 |
| 12 | 11/6 @ PIT | W, 7-4 | 4-6-1-1 | Richer, Sillinger, Martins, Gusev, Lecavalier (p-gw), Modin, Drulia (s-e) | Cloutier | 1-1 | 4-5 | 24-37 | 13,698 |
| 13 | 11/7 vs DET | W, 3-2 | 5-6-1-1 | Modin, Gratton (p), Tucker (gw) | Hodson | 1-5 | 4-4 | 27-33 | 19,758+ |
| 14 | 11/9 @ WSH | L, 1-2 | 5-7-1-1 | Petrovicky | Cloutier (2-38), Hodson (0-0) | 0-7 | 5-5 | 29-38 | 10,021 |
| 15 | 11/12 vs BUF | W, 4-2 | 6-7-1-1 | Martins (s), Sillinger (p), Kubina (gw), Tucker | Cloutier | 1-5 | 3-3 | 28-30 | 14,035 |
| 16 | 11/13 @ CAR | L, 2-4 | 6-8-1-1 | Guolla, Sillinger | Hodson (2-2), Cloutier (2-19) | 0-3 | 2-4 | 21-21 | 10,288 |
| 17 | 11/17 @ ATL | L, 4-5 | 6-9-1-1 | Modin, Gardiner, Clymer (p), Johansson | Cloutier (5-31), Hodson (0-0) | 1-7 | 6-7 | 24-31 | 17,355 |
| 18 | 11/18 vs PIT | W, 2-1 | 7-9-1-1 | Petrovicky, Kubina (gw) | Hodson | 0-3 | 6-6 | 18-27 | 15,756 |
| 19 | 11/20 @ PHI | L, 1-4 | 7-10-1-1 | Zyuzin | Hodson | 0-3 | 4-5 | 18-26 | 19,617 |
| 20 | 11/22 vs PHI | W, 4-1 | 8-10-1-1 | Drulia, Lecavalier (p-gw), Svoboda (p), Gratton (e) | Bierk | 2-6 | 4-5 | 17-31 | 13,912 |
| 21 | 11/24 vs NYR | L, 3-6 | 8-11-1-1 | Gratton, Clymer (p), Modin (p) | Cloutier | 2-6 | 4-5 | 27-31 | 14,020 |
| 22 | 11/26 vs CAR | T, 3-3* | 8-11-2-1 | Lecavalier (p), Cullimore, Zyuzin | Hodson | 1-2 | 1-3 | 30-21 | 14,344 |
| 23 | 11/28 vs BUF | L, 2-3* | 8-11-2-2 | Petrovicky, Svoboda (p) | Cloutier | 1-9 | 4-4 | 25-27 | 13,131 |
| 24 | 12/1 @ ANA | W, 4-2 | 9-11-2-2 | Kesa, Kesa, Tucker (gw), Tucker (e) | Cloutier | 0-4 | 2-2 | 33-35 | 12,047 |
| 25 | 12/2 @ PHO | L, 1-3 | 9-12-2-2 | Simpson | Cloutier (3-36), Hodson (0-0) | 0-2 | 4-4 | 18-36 | 13,522 |
| 26 | 12/4 @ LA | T, 3-3* | 9-12-3-2 | Warriner, Gratton (p), Drulia (gt) | Cloutier (3-37), Hodson (0-0) | 1-4 | 3-4 | 31-37 | 17,407 |
| 27 | 12/6 @ SJ | T, 3-3* | 9-12-4-2 | Tucker, Sillinger, Petrovicky | Cloutier | 0-4 | 8-8 | 27-31 | 16,103 |
| 28 | 12/10 vs CAR | W, 3-2 | 10-12-4-2 | Lecavalier, Drulia, Gratton (gw) | Cloutier | 0-3 | 4-5 | 22-30 | 12,974 |
| 29 | 12/14 vs NSH | T, 4-4* | 10-12-5-2 | Sillinger (s), Lecavalier, Sillinger, Guolla (gt) | Cloutier (3-8), Hodson (1-15) | 0-3 | 1-2 | 32-23 | 12,144 |
| 30 | 12/18 @ PHI | L, 0-4 | 10-13-5-2 | ----- | Cloutier (1-5), Hodson (1-15) | 0-6 | 3-4 | 29-29 | 19,559 |
| 31 | 12/19 @ NYR | L, 4-5* | 10-13-5-3 | Sillinger (s), Mara (p), Modin, Guolla (p) | Cloutier | 2-6 | 3-5 | 37-29 | 18,200 |
| 32 | 12/21 vs TOR | L, 2-4 | 10-14-5-3 | Tucker, Richer | Cloutier | 0-3 | 3-4 | 32-34 | 17,247 |
| 33 | 12/23 @ PIT | L, 3-4 | 10-15-5-3 | Tucker, Tucker, Mara | Cloutier | 0-3 | 5-6 | 37-22 | 16,043 |
| 34 | 12/26 @ ATL | L, 3-6 | 10-16-5-3 | Guolla, Gratton, Kubina | Hodson | 1-5 | 4-4 | 24-26 | 18,545 |
| 35 | 12/27 vs FLA | L, 1-6 | 10-17-5-3 | Kesa (s) | Cloutier | 0-4 | 4-6 | 21-31 | 16,802 |
| 36 | 1/1 @ FLA | L, 5-7 | 10-18-5-3 | Lecavalier, Modin, Guolla, Lecavalier, Gratton | Hodson (6-28), Cloutier (0-0) | 0-3 | 3-4 | 28-29 | 17,802 |
| 37 | 1/5 @ VAN | T, 3-3* | 10-18-6-3 | Modin, Kubina (p), Muir | Cloutier | 1-5 | 8-8 | 27-38 | 12,752 |
| 38 | 1/7 @ EDM | L, 1-5 | 10-19-6-3 | Modin | Cloutier (4-31), Hodson (1-6) | 0-3 | 1-2 | 28-37 | 14,212 |
| 39 | 1/8 @ CGY | L, 2-3* | 10-19-6-4 | Sillinger, Gratton | Cloutier | 0-2 | 3-4 | 17-38 | 14,564 |
| 40 | 1/11 vs NYI | L, 5-6 | 10-20-6-4 | Petrovicky, Gardiner, Sillinger (p), Warriner, Mara | Cloutier | 1-4 | 3-5 | 26-31 | 13,136 |
| 41 | 1/13 vs NYI | W, 4-2 | 11-20-6-4 | Petrovicky, Lecavalier (p), Sillinger (p-gw), Tucker (e) | Cloutier | 2-6 | 5-5 | 31-31 | 14,421 |
| 42 | 1/15 vs FLA | L, 2-5 | 11-21-6-4 | Modin (p), Sillinger (s) | Parent | 1-1 | 3-5 | 27-26 | 14,619 |
| 43 | 1/17 vs WSH | L, 3-6 | 11-22-6-4 | Tucker (p), McAlpine, Martins | Parent | 1-4 | 4-6 | 21-29 | 8,323 |
| 44 | 1/20 vs BOS | L, 2-4 | 11-23-6-4 | Svejkskovy, Svejkskovy | Hodson | 0-3 | 2-2 | 28-30 | 11,418 |
| 45 | 1/22 @ NYI | L, 0-2 | 11-24-6-4 | ----- | Hodson (2-16), Parent (0-0) | 0-5 | 3-4 | 28-16 | 8,399 |
| 46 | 1/24 @ WSH | L, 2-8 | 11-25-6-4 | Tucker, Modin | Cloutier | 0-2 | 1-2 | 26-33 | 11,994 |
| 47 | 1/25 @ BUF | L, 1-2 | 11-26-6-4 | Tucker | Cloutier (2-24), Hodson (0-0) | 0-3 | 5-5 | 22-24 | 17,429 |
| 48 | 1/28 vs EDM | L, 3-7 | 11-27-6-4 | Kubina (p), Sillinger (p), Gratton | Cloutier (4-26), Hodson (3-12) | 2-7 | 4-6 | 33-38 | 12,395 |
| 49 | 1/29 vs ATL | W, 2-1 | 12-27-6-4 | Modin, Modin (gw) | Cloutier | 0-6 | 6-7 | 29-27 | 13,261 |
| 50 | 2/1 vs TOR | L, 3-5 | 12-28-6-4 | Sillinger, Kubina (p), Gratton | Cloutier (4-21), Hodson (0-1) | 1-6 | 5-5 | 24-23 | 10,073 |
| 51 | 2/3 vs MTL | L, 1-2* | 12-28-6-5 | Tucker | Cloutier | 0-5 | 6-6 | 17-23 | 9,516 |
| 52 | 2/8 vs SJ | L, 0-8 | 12-29-6-5 | ----- | Hodson | 0-3 | 4-7 | 23-23 | 11,225 |
| 53 | 2/10 @ NYI | L, 4-5* | 12-29-6-6 | Drulia (s), Mara (p), Lecavalier, Modin | Parent | 1-7 | 4-6 | 27-42 | 6,808 |
| 54 | 2/12 vs CAR | L, 2-5 | 12-30-6-6 | Ekman (p), Mara (p) | Cloutier (3-16), Parent (2-19) | 2-3 | 4-5 | 23-35 | 13,097 |
| 55 | 2/15 vs NYR | T, 2-2* | 12-30-7-6 | Warriner, Lecavalier (gt) | Cloutier | 0-6 | 4-6 | 32-28 | 12,483 |
| 56 | 2/17 @ OTT | L, 2-6 | 12-31-7-6 | Lecavalier, Modin | Cloutier (4-23), Parent (2-20) | 0-3 | 5-7 | 19-43 | 16,214 |
| 57 | 2/19 @ CAR | L, 2-4 | 12-32-7-6 | Lecavalier, Modin (p) | Parent (4-24), Cloutier (0-1) | 1-6 | 5-6 | 30-25 | 14,896 |
| 58 | 2/21 vs PIT | W, 2-1 | 13-32-7-6 | Gardiner, Kubina (p-gw) | Cloutier | 1-4 | 3-3 | 32-22 | 16,081 |
| 59 | 2/24 vs OTT | W, 5-4 | 14-32-7-6 | M. Johnson, Sillinger, M. Johnson (p), Ekman, Martins (gw) | Bierk | 1-3 | 3-3 | 20-37 | 13,343 |
| 60 | 2/26 @ NSH | W, 3-2 | 15-32-7-6 | M. Johnson, M. Johnson (p), Mara (gw) | Bierk | 1-5 | 3-4 | 17-30 | 17,113 |
| 61 | 2/27 @ DET | L, 1-3 | 15-33-7-6 | Sillinger (p) | Cloutier (2-6), Parent (1-29) | 1-4 | 2-2 | 24-35 | 19,983 |
| 62 | 3/1 vs WSH | L, 2-4 | 15-34-7-6 | Elich, Lecavalier | Cloutier | 0-4 | 5-6 | 23-26 | 12,813 |
| 63 | 3/3 @ CHI | L, 1-5 | 15-35-7-6 | Warriner | Bierk (4-21), Cloutier (1-11) | 0-5 | 4-4 | 26-32 | 14,984 |
| 64 | 3/4 @ COL | L, 1-4 | 15-36-7-6 | Kubina (p) | Cloutier | 1-6 | 7-7 | 20-33 | 18,007 |
| 65 | 3/8 vs PHI | L, 2-3* | 15-36-7-7 | Sillinger, Gratton (p) | Cloutier | 1-4 | 6-7 | 27-39 | 17,004 |
| 66 | 3/10 vs LA | L, 3-4 | 15-37-7-7 | M. Johnson, Kubina (p), Petrovicky (p) | Cloutier (4-26), Bierk (0-0) | 2-5 | 2-5 | 22-23 | 12,232 |
| 67 | 3/12 @ CHI | L, 1-5 | 15-38-7-7 | Warriner | Parent | 0-6 | 3-4 | 23-27 | 13,491 |
| 68 | 3/14 @ MTL | W, 4-3 | 16-38-7-7 | Martins, Lecavalier, Modin, Modin (gw) | Cloutier (1-11), Parent (2-18) | 0-0 | 5-5 | 24-29 | 19,891 |
| 69 | 3/15 @ NYR | T, 4-4* | 16-38-8-7 | Lecavalier, Hay, Drulia (p), Mara (p) | Parent | 2-3 | 4-4 | 30-40 | 18,200 |
| 70 | 3/17 @ NJ | W, 3-1 | 17-38-8-7 | M. Johnson, Modin (gw), Warriner (p) | Parent | 1-7 | 2-2 | 22-35 | 14,209 |
| 71 | 3/19 @ WSH | L, 2-5 | 17-39-8-7 | Warriner (p), Svejkskovy | Parent | 1-6 | 4-5 | 29-26 | 14,937 |
| 72 | 3/21 @ BOS | L, 0-4 | 17-40-8-7 | ----- | Bierk | 0-6 | 3-5 | 19-42 | 14,205 |
| 73 | 3/24 vs STL | L, 1-5 | 17-41-8-7 | Primeau | Cloutier | 0-9 | 6-8 | 21-25 | 13,528 |
| 74 | 3/26 vs MTL | L, 1-3 | 17-42-8-7 | Holzinger (s) | Parent | 0-4 | 6-7 | 30-19 | 12,775 |
| 75 | 3/28 vs DAL | L, 2-4 | 17-43-8-7 | Lecavalier, Warriner (s) | Kochan (4-17), Cloutier (0-11) | 0-6 | 7-7 | 30-28 | 11,480 |
| 76 | 3/30 vs OTT | W, 6-3 | 18-43-8-7 | Posmyk, Holzinger, Svejkskovy, Lecavalier (gw), Primeau, Warriner (e) | Bierk | 0-5 | 5-7 | 23-36 | 13,310 |
| 77 | 4/1 @ FLA | T, 3-3* | 18-43-9-7 | M. Johnson, Warriner (p), M. Johnson | Bierk | 1-5 | 6-6 | 19-36 | 16,855 |
| 78 | 4/2 vs NJ | W, 1-4 | 18-44-9-7 | Modin | Bierk | 0-5 | 3-5 | 27-34 | 15,064 |
| 79 | 4/4 vs BOS | W, 5-4 | 19-44-9-7 | Modin, Lecavalier, Lecavalier, M. Johnson (p), Drulia (gw) | Bierk (3-13), Kochan (1-31) | 1-2 | 7-7 | 19-44 | 15,204 |
| 80 | 4/6 @ MTL | L, 1-5 | 19-45-9-7 | Warriner | Kochan (4-13), Bierk (1-22) | 0-4 | 6-7 | 22-35 | 20,905 |
| 81 | 4/8 @ TOR | L, 2-4 | 19-46-9-7 | Holzinger (p), M. Johnson (p) | Kochan (4-28), Cloutier (0-0) | 2-6 | 4-4 | 35-28 | 19,003 |
| 82 | 4/9 @ OTT | L, 2-5 | 19-47-9-7 | Drulia, Svejkskovy | Kochan | 0-5 | 2-3 | 19-23 | 18,025 |

1998-1999 STATS

1998-1999 INDIVIDUAL SCORING
(19-54-9, 47 pts., 4th Southeast Division)

PLAYERS

| PLAYER | GP | G | A | PTS | PIM | +/- | PP | SH | GW | GT | S |
|------------------------|----|----|----|-----|-----|-----|----|----|----|----|-----|
| Darcy Tucker | 82 | 21 | 22 | 43 | 176 | -34 | 8 | 2 | 3 | 0 | 178 |
| Chris Gratton (TOT) | 78 | 8 | 26 | 34 | 143 | -28 | 1 | 0 | 1 | 1 | 181 |
| (TB) | 52 | 7 | 19 | 26 | 102 | -20 | 1 | 0 | 1 | 1 | 127 |
| (PHI) | 26 | 1 | 7 | 8 | 41 | -8 | 0 | 0 | 0 | 0 | 54 |
| Stephane Richer | 64 | 12 | 21 | 33 | 22 | -10 | 3 | 2 | 1 | 0 | 139 |
| Vincent Lecavalier* | 82 | 13 | 15 | 28 | 23 | -19 | 2 | 0 | 2 | 1 | 125 |
| Petr Svoboda (TOT) | 59 | 5 | 18 | 23 | 81 | 1 | 1 | 1 | 1 | 0 | 83 |
| (TB) | 34 | 1 | 16 | 17 | 53 | -4 | 0 | 0 | 0 | 0 | 46 |
| (PHI) | 25 | 4 | 2 | 6 | 28 | 5 | 1 | 1 | 1 | 0 | 37 |
| Pavel Kubina* | 68 | 9 | 12 | 21 | 80 | -33 | 3 | 1 | 1 | 1 | 119 |
| Colin Forbes (TOT) | 80 | 12 | 8 | 20 | 61 | -5 | 0 | 1 | 4 | 0 | 117 |
| (TB) | 14 | 3 | 1 | 4 | 10 | -5 | 0 | 1 | 0 | 0 | 25 |
| (PHI) | 66 | 9 | 7 | 16 | 51 | 0 | 0 | 0 | 4 | 0 | 92 |
| Rob Zamuner | 58 | 8 | 11 | 19 | 24 | -15 | 1 | 1 | 2 | 0 | 89 |
| Cory Cross | 67 | 2 | 16 | 18 | 92 | -25 | 0 | 0 | 0 | 0 | 96 |
| Alexandre Daigle (TOT) | 63 | 9 | 8 | 17 | 4 | -13 | 4 | 0 | 1 | 2 | 82 |
| (TB) | 32 | 6 | 6 | 12 | 2 | -12 | 3 | 0 | 0 | 2 | 56 |
| (PHI) | 31 | 3 | 2 | 5 | 2 | -1 | 1 | 0 | 1 | 0 | 26 |
| Jassen Cullimore | 78 | 5 | 12 | 17 | 81 | -22 | 1 | 1 | 1 | 0 | 73 |
| Michael Nylander (TOT) | 33 | 4 | 10 | 14 | 8 | -9 | 1 | 0 | 0 | 0 | 33 |
| (TB) | 24 | 2 | 7 | 9 | 6 | -10 | 0 | 0 | 0 | 0 | 26 |
| (CGY) | 9 | 2 | 3 | 5 | 2 | -9 | 1 | 0 | 0 | 0 | 7 |
| Mike Sillinger (TOT) | 59 | 8 | 5 | 13 | 36 | -29 | 0 | 0 | 0 | 0 | 92 |
| (TB) | 74 | 8 | 2 | 10 | 28 | -20 | 0 | 2 | 0 | 0 | 69 |
| (PHI) | 25 | 0 | 3 | 3 | 8 | -9 | 0 | 0 | 0 | 0 | 15 |
| Sergey Gusev* (TOT) | 6 | 1 | 7 | 8 | 16 | -3 | 0 | 0 | 1 | 0 | 23 |
| (TB) | 14 | 0 | 3 | 3 | 10 | -3 | 0 | 0 | 0 | 0 | 46 |
| (DAL) | 22 | 1 | 3 | 3 | 6 | 5 | 0 | 0 | 1 | 0 | 30 |
| David Wilkie | 46 | 1 | 7 | 8 | 69 | -19 | 0 | 0 | 0 | 0 | 16 |
| Robert Petrovicky | 28 | 3 | 4 | 7 | 6 | -8 | 0 | 0 | 0 | 0 | 32 |
| Mike McBain | 37 | 0 | 6 | 6 | 14 | -11 | 0 | 0 | 0 | 0 | 22 |
| Kjell Samuelsson | 46 | 1 | 3 | 3 | 38 | -6 | 0 | 0 | 0 | 0 | 22 |
| Steve Kelly | 34 | 1 | 3 | 2 | 27 | -15 | 0 | 0 | 1 | 0 | 15 |
| Corey Schwab | 40 | 0 | 4 | 4 | 4 | 0 | 0 | 0 | 0 | 0 | 0 |
| Michal Sykora | 10 | 1 | 2 | 3 | 0 | -7 | 0 | 0 | 1 | 0 | 24 |
| Drew Bannister | 21 | 1 | 2 | 3 | 24 | -4 | 0 | 0 | 0 | 0 | 29 |
| Jason Bonsignore | 23 | 0 | 3 | 3 | 8 | -4 | 0 | 0 | 0 | 0 | 12 |
| Paul Mara* | 1 | 1 | 1 | 2 | 0 | -3 | 1 | 0 | 0 | 0 | 1 |
| Andrei Skopintsev | 19 | 1 | 1 | 2 | 10 | 1 | 0 | 0 | 0 | 0 | 17 |
| Karel Betik* | 3 | 0 | 2 | 2 | 2 | -3 | 0 | 0 | 0 | 0 | 2 |
| Corey Spring | 8 | 0 | 1 | 1 | 2 | 0 | 0 | 0 | 0 | 0 | 6 |
| Paul Velbaert | 1 | 0 | 1 | 1 | 2 | -5 | 0 | 0 | 0 | 0 | 10 |
| Daren Puppa | 13 | 0 | 1 | 1 | 0 | 0 | 0 | 0 | 0 | 0 | 0 |
| Zac Bierk* | 1 | 0 | 0 | 0 | 0 | 0 | 0 | 0 | 0 | 0 | 0 |
| Xavier Delisle* | 2 | 0 | 0 | 0 | 0 | 0 | 0 | 0 | 0 | 0 | 1 |
| John Cullen | 4 | 0 | 0 | 0 | 2 | -2 | 0 | 0 | 0 | 0 | 3 |
| Derek Wilkinson* | 5 | 0 | 0 | 0 | 0 | 0 | 0 | 0 | 0 | 0 | 0 |
| Mario Larocque* | 5 | 0 | 0 | 0 | 16 | -4 | 0 | 0 | 0 | 0 | 3 |
| Kevin Hodson (TOT) | 9 | 0 | 0 | 0 | 0 | 0 | 0 | 0 | 0 | 0 | 0 |
| (TB) | 5 | 0 | 0 | 0 | 0 | 0 | 0 | 0 | 0 | 0 | 0 |
| (DET) | 4 | 0 | 0 | 0 | 0 | 0 | 0 | 0 | 0 | 0 | 0 |

TRADED PLAYERS

| PLAYER | GP | G | A | PTS | +/- | PIM | PP | SH | GW | GT | S |
|--------------------------|----|----|----|-----|-----|-----|----|----|----|----|-----|
| Wendel Clark (TB) | 65 | 28 | 14 | 42 | 35 | -25 | 11 | 0 | 2 | 1 | 171 |
| Benoit Hogue (TB) | 62 | 11 | 14 | 25 | 50 | -12 | 2 | 0 | 3 | 0 | 101 |
| Craig Janney (TB) | 38 | 4 | 18 | 22 | 10 | -13 | 2 | 0 | 0 | 1 | 36 |
| Alexander Selivanov (TB) | 43 | 6 | 13 | 19 | 18 | -8 | 1 | 0 | 0 | 0 | 120 |
| Mikael Renberg (TB) | 20 | 4 | 8 | 12 | 4 | -2 | 2 | 0 | 0 | 0 | 42 |
| Sandy McCarthy (TB) | 67 | 5 | 7 | 12 | 135 | -22 | 1 | 0 | 0 | 0 | 89 |
| Daymond Langkow (TB) | 22 | 4 | 6 | 10 | 15 | 0 | 1 | 0 | 1 | 0 | 40 |
| Mikael Andersson (TB) | 40 | 2 | 3 | 5 | 4 | -8 | 0 | 0 | 0 | 0 | 40 |
| Brent Peterson (TB) | 20 | 2 | 1 | 3 | 0 | -2 | 0 | 0 | 0 | 0 | 16 |
| Karl Dykhuis (TB) | 33 | 2 | 1 | 3 | 8 | -21 | 0 | 0 | 0 | 0 | 27 |
| Enrico Ciccone (TB) | 16 | 1 | 1 | 2 | 24 | -1 | 0 | 0 | 0 | 0 | 9 |
| Andre Nazarov (TB) | 26 | 2 | 0 | 2 | 43 | -5 | 0 | 0 | 0 | 0 | 18 |
| Sami Helenius* (TB) | 4 | 1 | 0 | 1 | 15 | -3 | 0 | 1 | 0 | 0 | 3 |

GOALTENDERS

| GOALTENDER | GP | MIN | AVG | W | L | T | EN | SO | GA | SVS | SV% |
|--------------------|----|------|------|---|----|---|----|----|-----|------|------|
| Zac Bierk* | 1 | 59 | 2.03 | 0 | 1 | 0 | 0 | 0 | 2 | 21 | .905 |
| Kevin Hodson (TOT) | 9 | 413 | 2.91 | 2 | 3 | 1 | 1 | 0 | 20 | 197 | .898 |
| (TB) | 5 | 238 | 2.77 | 2 | 1 | 1 | 0 | 0 | 11 | 118 | .907 |
| (DET) | 4 | 175 | 3.09 | 0 | 2 | 0 | 0 | 0 | 9 | 79 | .886 |
| Daren Puppa | 13 | 691 | 2.87 | 5 | 6 | 1 | 1 | 2 | 33 | 350 | .906 |
| Derek Wilkinson* | 5 | 253 | 3.08 | 1 | 3 | 1 | 0 | 0 | 13 | 128 | .898 |
| Corey Schwab | 40 | 2146 | 3.52 | 8 | 25 | 3 | 2 | 0 | 126 | 1153 | .891 |

TRADED GOALTENDERS

| GOALTENDER | GP | MIN | AVG | W | L | T | EN | SO | GA | SVS | SV% |
|-------------------|----|------|------|---|----|---|----|----|-----|-----|------|
| Bill Ranford (TB) | 32 | 1568 | 3.90 | 3 | 18 | 3 | 2 | 1 | 102 | 858 | .881 |

1998-1999 GAME-BY-GAME RESULTS

| # | OPPONENT | RESULT | RECORD | SCORERS | GOALTENDER(S) | PP | PK | SF-SA | ATTEND. |
|---|---------------|---------|--------|--|---------------|-----|-----|-------|---------|
| 1 | 10/9 @ FLA | L, 1-5 | 0-1-0 | Cullimore | Ranford | 0-6 | 3-3 | 29-36 | 19,200 |
| 2 | 10/10 @ CAR | T, 4-4* | 0-1-1 | Clark, Clark (p), Cullimore, Janney (gt) | Puppa | 1-5 | 6-9 | 25-34 | 8,195 |
| 3 | 10/14 vs. NYI | L, 0-2 | 0-2-1 | ----- | Puppa | 0-4 | 5-5 | 22-23 | 11,753 |

| | OPPONENT | RESULT | RECORD | SCORERS | GOALTENDER(S) | PP | PK | SF-SA | ATTEND |
|----|---------------|---------|---------|---|---------------------------------|-----|-----|-------|--------|
| 4 | 10/16 vs. PHI | L, 2-5 | 0-3-1 | Clark, Richer | Puppa | 0-5 | 3-5 | 26-36 | 13,065 |
| 5 | 10/18 vs. WSH | L, 1-4 | 0-4-1 | Andersson | Ranford | 0-6 | 4-4 | 32-32 | 7,715 |
| 6 | 10/21 vs. PIT | W, 5-0 | 1-4-1 | Tucker (p-gw), Tucker, Selivanov, Zamuner, Clark (p) | Puppa | 2-4 | 5-5 | 18-28 | 9,073 |
| 7 | 10/23 vs. LA | W, 3-2 | 2-4-1 | Tucker (s), Renberg, Kubina (gw) | Ranford | 0-6 | 4-4 | 38-39 | 8,708 |
| 8 | 10/25 vs. VAN | W, 3-2 | 3-4-1 | Lecavalier, Clark, Cullimore (p-gw) | Puppa | 1-4 | 5-5 | 26-17 | 8,315 |
| 9 | 10/28 @ ANA | L, 3-5 | 3-5-1 | Renberg (p), Cross, Clark (p) | Puppa (4-21), Ranford (0-9) | 2-9 | 4-5 | 45-31 | 13,915 |
| 10 | 10/30 @ LA | W, 3-0 | 4-5-1 | Langkow (gw), Tucker (e), Cross (e) | Puppa | 0-4 | 4-4 | 28-27 | 10,968 |
| 11 | 10/31 @ SJ | L, 1-6 | 4-6-1 | Lecavalier | Ranford | 1-8 | 4-5 | 21-31 | 16,371 |
| 12 | 11/4 @ WSH | W, 5-2 | 5-6-1 | Clark, Nazarov, Kelly (gw), Clark (p), Langkow (e) | Puppa | 1-4 | 3-4 | 18-36 | 12,914 |
| 13 | 11/6 vs. CHI | T, 2-2* | 5-6-2 | Lecavalier (p), Samuelsson | Ranford | 1-5 | 2-4 | 24-37 | 11,974 |
| 14 | 11/8 vs. NJ | W, 3-1 | 6-6-2 | Clark, Sykora (gw), Tucker (e) | Puppa | 0-2 | 2-3 | 27-35 | 11,514 |
| 15 | 11/10 vs. NYR | L, 2-10 | 6-7-2 | Langkow (p), Ciccone | Ranford | 1-3 | 4-6 | 28-30 | 11,604 |
| 16 | 11/13 @ COL | L, 1-8 | 6-8-2 | Tucker (s) | Puppa (4-22), Ranford (4-23) | 0-3 | 3-7 | 18-45 | 16,061 |
| 17 | 11/14 @ PHX | L, 1-4 | 6-9-2 | Tucker | Puppa | 0-4 | 6-6 | 21-39 | 16,210 |
| 18 | 11/19 vs. PIT | L, 1-5 | 6-10-2 | Janney | Ranford (5-26), Puppa (0-9) | 0-2 | 4-4 | 23-35 | 10,456 |
| 19 | 11/21 @ PIT | L, 2-5 | 6-11-2 | Selivanov, Langkow | Puppa | 0-1 | 5-7 | 21-22 | 15,118 |
| 20 | 11/24 vs. BOS | L, 1-4 | 6-12-2 | Peterson | Ranford | 0-4 | 3-4 | 16-33 | 9,924 |
| 21 | 11/27 vs. FLA | L, 1-2 | 6-13-2 | Richer (p) | Ranford | 1-6 | 3-3 | 24-28 | 11,473 |
| 22 | 11/29 vs. BUF | L, 3-6 | 6-14-2 | Peterson, Tucker (p), Clark | Schwab (2-14), Ranford (4-19) | 1-3 | 3-3 | 33-33 | 9,351 |
| 23 | 12/3 @ CGY | L, 1-4 | 6-15-2 | Clark (p) | Schwab | 1-4 | 4-5 | 30-24 | 15,203 |
| 24 | 12/4 @ EDM | W, 2-1 | 7-15-2 | Renberg (p), Clark (gw) | Schwab | 1-2 | 5-5 | 23-25 | 15,303 |
| 25 | 12/6 @ CHI | L, 5-7 | 7-16-2 | McCarthy, Nazarov, Renberg, Tucker, Clark | Schwab | 0-3 | 2-3 | 36-30 | 14,144 |
| 26 | 12/8 vs. OTT | L, 2-4 | 7-17-2 | Hogue (p), Lecavalier | Schwab | 1-4 | 8-8 | 19-44 | 10,587 |
| 27 | 12/11 vs. CGY | L, 1-2 | 7-18-2 | Selivanov | Bierk | 0-3 | 0-1 | 25-21 | 11,614 |
| 28 | 12/12 @ NYI | W, 2-1* | 8-18-2 | Dykhuis, Hogue (gw) | Schwab | 0-3 | 3-3 | 26-35 | 10,888 |
| 29 | 12/15 @ PIT | L, 2-3* | 8-19-2 | Janney (p), Clark | Schwab | 1-2 | 3-3 | 20-32 | 11,755 |
| 30 | 12/18 vs. EDM | L, 1-4 | 8-20-2 | Dykhuis | Schwab | 0-2 | 6-6 | 23-38 | 10,289 |
| 31 | 12/20 @ PHI | T, 2-2* | 8-20-3 | McCarthy, Clark (gt) | Ranford | 0-2 | 4-5 | 30-32 | 19,582 |
| 32 | 12/21 @ BOS | L, 2-3 | 8-21-3 | Janney (p), Lecavalier | Ranford | 1-4 | 5-6 | 26-34 | 14,228 |
| 33 | 12/23 @ BUF | L, 0-2 | 8-22-3 | ----- | Ranford | 0-7 | 4-5 | 38-22 | 17,149 |
| 34 | 12/26 vs. FLA | L, 1-3 | 8-23-3 | Selivanov | Ranford | 0-5 | 2-3 | 24-35 | 17,983 |
| 35 | 12/29 vs. NYI | W, 3-0 | 9-23-3 | Lecavalier (gw), McCarthy (p), Selivanov (p) | Ranford | 2-4 | 4-4 | 17-35 | 12,349 |
| 36 | 12/30 @ CAR | L, 3-4 | 9-24-3 | Clark (p), Clark (p), Clark | Ranford | 2-4 | 8-9 | 27-38 | 7,898 |
| 37 | 1/4 @ TOR | L, 4-5* | 9-25-3 | Tucker, Lecavalier, Selivanov, Andersson | Ranford | 0-2 | 4-4 | 29-37 | 15,726 |
| 38 | 1/7 @ MTL | L, 1-4 | 9-26-3 | Bannister | Ranford | 0-4 | 4-6 | 20-33 | 20,532 |
| 39 | 1/8 @ OTT | L, 1-5 | 9-27-3 | Sillinger | Schwab | 0-2 | 5-7 | 20-35 | 16,174 |
| 40 | 1/10 @ NYR | L, 2-5 | 9-28-3 | Richer (s), Kubina (p) | Ranford | 1-8 | 4-6 | 24-27 | 18,200 |
| 41 | 1/12 vs. TOR | L, 3-4 | 9-29-3 | Clark, McCarthy, Hogue (p) | Ranford | 1-4 | 3-5 | 24-29 | 10,224 |
| 42 | 1/15 @ NJ | L, 1-3 | 9-30-3 | Tucker (p) | Schwab | 1-3 | 2-5 | 20-33 | 16,037 |
| 43 | 1/16 @ BOS | T, 2-2* | 9-30-4 | Kubina, Gratton (gt) | Ranford | 0-6 | 4-4 | 39-28 | 17,565 |
| 44 | 1/19 vs. BUF | W, 2-1 | 10-30-4 | Wilkie, Zamuner (gw) | Schwab | 0-6 | 3-3 | 32-15 | 10,136 |
| 45 | 1/21 @ NSH | W, 3-2 | 11-30-4 | Sillinger (s), Zamuner, Tucker (p-gw) | Ranford | 1-4 | 5-5 | 26-36 | 15,252 |
| 46 | 1/26 vs. MTL | L, 1-2 | 11-31-4 | Hogue | Schwab | 0-2 | 3-3 | 29-29 | 9,108 |
| 47 | 1/29 vs. DAL | L, 1-4 | 11-32-4 | Clark (p) | Ranford (0-6), Schwab (4-26) | 1-5 | 5-5 | 32-32 | 11,928 |
| 48 | 1/30 @ PHI | L, 2-6 | 11-33-4 | Sillinger, Helenius (s) | Schwab | 0-4 | 5-7 | 21-44 | 19,653 |
| 49 | 2/2 vs. TOR | L, 0-3 | 11-34-4 | ----- | Schwab | 0-3 | 3-5 | 23-29 | 9,097 |
| 50 | 2/3 @ WSH | L, 1-10 | 11-35-4 | Sillinger | Schwab (5-26), Ranford (5-20) | 0-3 | 4-6 | 22-46 | 11,201 |
| 51 | 2/5 vs. ANA | L, 3-5 | 11-36-4 | Skopintsev, Lecavalier, Kubina (p) | Ranford | 1-4 | 2-4 | 31-33 | 10,872 |
| 52 | 2/10 vs. STL | L, 4-5 | 11-37-4 | Gratton, Hogue, Tucker, Tucker (p) | Schwab | 1-3 | 2-2 | 22-38 | 9,347 |
| 53 | 2/13 vs. SJ | L, 1-3 | 11-38-4 | Cullimore | Ranford | 0-5 | 5-6 | 31-36 | 11,196 |
| 54 | 2/15 @ NYI | T, 3-3* | 11-38-5 | Tucker, Nylander, Lecavalier (gt) | Schwab | 0-1 | 5-5 | 23-31 | 10,163 |
| 55 | 2/17 @ NJ | L, 1-7 | 11-39-5 | Hogue | Schwab (3-16), Ranford (4-21) | 0-2 | 3-4 | 25-37 | 12,234 |
| 56 | 2/19 vs. PHX | W, 4-2 | 12-39-5 | Clark (p), Gratton, Hogue (gw), Hogue (e) | Wilkinson | 1-2 | 5-5 | 25-38 | 11,057 |
| 57 | 2/20 vs. CAR | L, 2-3 | 12-40-5 | Daigle (p), Kubina | Schwab | 1-5 | 6-6 | 30-30 | 10,464 |
| 58 | 2/22 vs. NJ | L, 2-3 | 12-41-5 | Lecavalier, Lecavalier | Wilkinson | 0-2 | 3-4 | 28-28 | 8,802 |
| 59 | 2/26 vs. PHI | W, 4-1 | 13-41-5 | Richer, Richer (gw), Kubina (p), McCarthy | Schwab | 1-5 | 4-5 | 20-37 | 17,273 |
| 60 | 3/2 vs. WSH | L, 2-8 | 13-42-5 | Daigle (p), Daigle | Wilkinson (3-10), Schwab (5-16) | 1-5 | 3-4 | 26-26 | 8,035 |
| 61 | 3/4 vs. COL | W, 2-1 | 14-42-5 | Hogue, Hogue (gw) | Schwab | 0-5 | 2-3 | 16-28 | 10,488 |
| 62 | 3/6 @ MTL | W, 6-1 | 15-42-5 | Kubina (s), Clark (gw), Clark, Richer, Clark (p), Svoboda | Schwab | 1-2 | 5-5 | 26-30 | 21,273 |
| 63 | 3/8 @ OTT | L, 3-9 | 15-43-5 | Hogue, Sillinger, Zamuner | Schwab (7-31), Ranford (2-7) | 0-1 | 3-6 | 19-38 | 17,838 |
| 64 | 3/9 @ TOR | L, 1-6 | 15-44-5 | Petrovicky | Ranford (4-18), Schwab (2-23) | 0-2 | 2-2 | 40-41 | 18,800 |
| 65 | 3/11 @ BUF | W, 5-2 | 16-44-5 | Petrovicky, Clark, Tucker (p-gw), Richer, Sillinger | Schwab | 1-4 | 6-6 | 21-37 | 18,595 |
| 66 | 3/13 @ FLA | L, 0-1 | 16-45-5 | ----- | Schwab (1-32), Ranford (0-1) | 0-4 | 6-6 | 24-33 | 19,250 |
| 67 | 3/17 vs. PIT | L, 0-2 | 16-46-5 | ----- | Schwab | 0-4 | 6-6 | 16-18 | 12,703 |
| 68 | 3/19 vs. DET | L, 3-5 | 16-47-5 | Clark (p), Clark, Clark | Schwab | 1-3 | 3-4 | 39-34 | 20,184 |
| 69 | 3/22 vs. NYR | W, 6-3 | 17-47-5 | Sillinger, Forbes, Nylander, Gratton (p-gw), Forbes (s), Petrovicky | Schwab | 1-3 | 3-4 | 27-30 | 13,558 |
| 70 | 3/24 vs. NSH | L, 0-3 | 17-48-5 | ----- | Schwab | 0-4 | 3-3 | 27-24 | 11,989 |
| 71 | 3/26 @ DET | L, 1-6 | 17-49-5 | Daigle | Schwab (4-20), Hodson (2-20) | 0-2 | 3-4 | 24-40 | 19,983 |
| 72 | 3/28 @ CAR | T, 3-3* | 17-49-6 | Richer, Gratton, Daigle (p-gt) | Hodson | 1-2 | 3-3 | 34-33 | 10,010 |
| 73 | 3/31 @ DAL | L, 4-6 | 17-50-6 | Richer, Tucker, Tucker, Richer (s) | Schwab | 0-2 | 2-2 | 27-39 | 16,928 |
| 74 | 4/1 @ STL | L, 0-3 | 17-51-6 | ----- | Hodson | 0-4 | 2-2 | 27-24 | 16,862 |
| 75 | 4/3 vs. WSH | W, 4-3 | 18-51-6 | Tucker (p), Cullimore (s), Richer (p), Zamuner (gw) | Hodson | 2-3 | 3-4 | 25-34 | 13,766 |
| 76 | 4/5 vs. OTT | T, 4-4* | 18-51-7 | Lecavalier, Tucker (p), Zamuner (s), Daigle (gt) | Schwab | 1-4 | 4-6 | 24-39 | 11,326 |
| 77 | 4/8 vs. BOS | W, 3-0 | 19-51-7 | Lecavalier (gw), Forbes, Gratton (e) | Hodson (0-7), Schwab (0-20) | 0-4 | 9-9 | 21-27 | 13,358 |
| 78 | 4/10 @ BOS | L, 2-3 | 19-52-7 | Gratton, Kubina | Schwab | 0-4 | 6-8 | 21-33 | 17,075 |
| 79 | 4/12 @ NYR | L, 1-2 | 19-53-7 | Sillinger (s) | Schwab | 0-3 | 4-5 | 25-28 | 18,200 |
| 80 | 4/13 vs. MTL | T, 2-2* | 19-53-8 | Tucker, Kubina (gt) | Wilkinson | 0-5 | 5-5 | 22-27 | 14,024 |
| 81 | 4/16 vs. CAR | T, 2-2* | 19-53-9 | Richer (p), Zamuner | Schwab | 1-3 | 3-4 | 32-26 | 15,277 |
| 82 | 4/17 @ FLA | L, 2-6 | 19-54-9 | Mara (p), Zamuner (p) | Wilkinson (3-26), Schwab (3-9) | 2-5 | 2-2 | 29-35 | 19,075 |

1997-1998 STATS

1997-1998 INDIVIDUAL SCORING
(17-55-10, 44 pts., 7th Atlantic Division)

PLAYERS

| PLAYER | GP | G | A | PTS | PIM | +/- | PP | SH | GW | GT | S |
|------------------------|----|----|----|-----|-----|-----|----|----|----|----|-----|
| Paul Ysebaert | 82 | 13 | 27 | 40 | 32 | -43 | 2 | 1 | 0 | 1 | 145 |
| Mikael Renberg | 68 | 16 | 22 | 38 | 34 | -37 | 6 | 3 | 0 | 1 | 175 |
| Alex Selivanov | 70 | 16 | 19 | 35 | 85 | -38 | 4 | 0 | 3 | 1 | 206 |
| Stephane Richer (TOT) | 40 | 14 | 15 | 29 | 41 | -6 | 5 | 0 | 2 | 0 | 95 |
| (TB) | 26 | 9 | 11 | 20 | 36 | -7 | 3 | 0 | 2 | 0 | 71 |
| (MTL) | 14 | 5 | 4 | 9 | 5 | 1 | 2 | 0 | 0 | 0 | 24 |
| Rob Zamuner | 77 | 14 | 12 | 26 | 41 | -31 | 0 | 3 | 4 | 1 | 126 |
| Daymond Langkow | 68 | 8 | 14 | 22 | 62 | -9 | 2 | 0 | 1 | 0 | 156 |
| Darcy Tucker (TOT) | 74 | 7 | 13 | 20 | 146 | -14 | 1 | 1 | 0 | 0 | 63 |
| (TB) | 35 | 6 | 8 | 14 | 89 | -8 | 1 | 1 | 0 | 0 | 44 |
| (MTL) | 39 | 1 | 5 | 6 | 57 | -6 | 0 | 0 | 0 | 0 | 19 |
| Sandy McCarthy (TOT) | 66 | 8 | 10 | 18 | 241 | -19 | 1 | 0 | 1 | 0 | 94 |
| (TB) | 14 | 0 | 5 | 5 | 71 | -1 | 0 | 0 | 0 | 0 | 26 |
| (CGY) | 52 | 8 | 5 | 13 | 170 | -18 | 1 | 0 | 1 | 0 | 68 |
| Mikael Andersson | 72 | 6 | 11 | 17 | 29 | -4 | 0 | 1 | 1 | 0 | 105 |
| Karl Dykhuis | 78 | 5 | 9 | 14 | 110 | -8 | 0 | 1 | 0 | 0 | 91 |
| Jason Bonsignore* | 35 | 2 | 8 | 10 | 22 | -11 | 0 | 0 | 0 | 0 | 29 |
| Cory Cross | 74 | 3 | 6 | 9 | 77 | -24 | 0 | 1 | 0 | 0 | 72 |
| Jody Hull (TOT) | 49 | 4 | 4 | 8 | 8 | 3 | 0 | 1 | 2 | 0 | 51 |
| (TB) | 28 | 2 | 4 | 6 | 4 | 2 | 0 | 0 | 2 | 0 | 28 |
| (FLA) | 21 | 2 | 0 | 2 | 4 | 1 | 0 | 1 | 0 | 0 | 23 |
| Yves Racine | 60 | 0 | 8 | 8 | 41 | -23 | 0 | 0 | 0 | 0 | 76 |
| Brian Bradley | 14 | 2 | 5 | 7 | 6 | -9 | 2 | 0 | 0 | 0 | 24 |
| David Wilkie (TOT) | 34 | 2 | 5 | 7 | 21 | -22 | 0 | 0 | 1 | 0 | 48 |
| (TB) | 29 | 1 | 5 | 6 | 17 | -21 | 0 | 0 | 0 | 0 | 46 |
| (MTL) | 5 | 1 | 0 | 1 | 4 | -1 | 0 | 0 | 1 | 0 | 2 |
| Vladimir Vujtek | 30 | 2 | 4 | 6 | 16 | -2 | 0 | 0 | 1 | 0 | 44 |
| Brent Peterson* | 19 | 5 | 0 | 5 | 2 | -2 | 0 | 0 | 0 | 0 | 15 |
| Steve Kelly* (TOT) | 43 | 2 | 3 | 5 | 23 | -13 | 1 | 0 | 0 | 0 | 22 |
| (TB) | 24 | 2 | 1 | 3 | 15 | -9 | 1 | 0 | 0 | 0 | 17 |
| (EDM) | 19 | 0 | 2 | 2 | 8 | -4 | 0 | 0 | 0 | 0 | 5 |
| Andrei Nazarov (TOT) | 54 | 2 | 2 | 4 | 170 | -13 | 0 | 0 | 0 | 0 | 50 |
| (TB) | 14 | 1 | 1 | 2 | 58 | -9 | 0 | 0 | 0 | 0 | 19 |
| (SJ) | 40 | 1 | 1 | 2 | 112 | -4 | 0 | 0 | 0 | 0 | 31 |
| Enrico Ciccone (TOT) | 39 | 0 | 4 | 4 | 175 | -2 | 0 | 0 | 0 | 0 | 22 |
| (TB) | 12 | 0 | 0 | 0 | 45 | -3 | 0 | 0 | 0 | 0 | 8 |
| (CAR) | 14 | 0 | 3 | 3 | 83 | 3 | 0 | 0 | 0 | 0 | 7 |
| (VAN) | 13 | 0 | 1 | 1 | 47 | -2 | 0 | 0 | 0 | 0 | 7 |
| Pavel Kubina* | 10 | 1 | 2 | 3 | 22 | -1 | 0 | 0 | 0 | 0 | 8 |
| Jassen Cullimore (TOT) | 28 | 1 | 2 | 3 | 26 | -4 | 1 | 0 | 0 | 0 | 18 |
| (TB) | 25 | 1 | 2 | 3 | 22 | -4 | 1 | 0 | 0 | 0 | 17 |
| (MTL) | 3 | 0 | 0 | 0 | 4 | 0 | 0 | 0 | 0 | 0 | 1 |
| Louie DeBrusk | 54 | 1 | 2 | 3 | 166 | -2 | 0 | 0 | 0 | 0 | 14 |
| Paul Brousseau | 11 | 0 | 2 | 2 | 27 | 0 | 0 | 0 | 0 | 0 | 6 |
| David Shaw | 14 | 0 | 2 | 2 | 12 | -2 | 0 | 0 | 0 | 0 | 12 |
| Corey Spring | 8 | 1 | 0 | 1 | 10 | -1 | 0 | 0 | 0 | 0 | 12 |
| Mike McBain* | 27 | 0 | 1 | 1 | 8 | -10 | 0 | 0 | 0 | 0 | 17 |
| Mark Fitzpatrick | 46 | 0 | 1 | 1 | 16 | 0 | 0 | 0 | 0 | 0 | 0 |
| Troy Mallette | 3 | 0 | 0 | 0 | 7 | 0 | 0 | 0 | 0 | 0 | 0 |
| Derek Wilkinson* | 8 | 0 | 0 | 0 | 0 | 0 | 0 | 0 | 0 | 0 | 0 |
| Alan Egeland | 8 | 0 | 0 | 0 | 9 | 0 | 0 | 0 | 0 | 0 | 4 |
| Zac Bierk* | 13 | 0 | 0 | 0 | 0 | 0 | 0 | 0 | 0 | 0 | 0 |
| Corey Schwab | 16 | 0 | 0 | 0 | 2 | 0 | 0 | 0 | 0 | 0 | 0 |
| Daren Puppa | 26 | 0 | 0 | 0 | 6 | 0 | 0 | 0 | 0 | 0 | 0 |

TRADED PLAYERS

| PLAYER | GP | G | A | PTS | +/- | PIM | PP | SH | GW | GT | S |
|----------------------|----|----|----|-----|-----|-----|----|----|----|----|-----|
| Dino Ciccarelli (TB) | 34 | 11 | 6 | 17 | 42 | -14 | 3 | 0 | 2 | 1 | 104 |
| Roman Hamrlík (TB) | 37 | 3 | 12 | 15 | 22 | -18 | 1 | 0 | 0 | 0 | 86 |
| Jamie Huscroft (TB) | 44 | 0 | 3 | 3 | 122 | -4 | 0 | 0 | 0 | 0 | 21 |
| Bryan Marchment (TB) | 22 | 2 | 4 | 6 | 43 | -3 | 0 | 0 | 0 | 0 | 40 |
| Jeff Norton (TB) | 37 | 4 | 6 | 10 | 26 | -25 | 4 | 0 | 0 | 1 | 20 |
| Patrick Poulin (TB) | 44 | 2 | 7 | 9 | 19 | -3 | 0 | 0 | 0 | 0 | 49 |
| Jeff Toms (TB) | 13 | 1 | 2 | 3 | 7 | -6 | 0 | 0 | 0 | 0 | 14 |
| Igor Ulanov (TB) | 45 | 2 | 7 | 9 | 85 | -5 | 1 | 0 | 0 | 0 | 32 |
| Mick Vukota (TB) | 42 | 1 | 0 | 1 | 116 | 0 | 0 | 0 | 0 | 0 | 15 |
| Jason Wiemer (TB) | 67 | 8 | 9 | 17 | 132 | -9 | 2 | 0 | 0 | 0 | 106 |

GOALTENDERS

| GOALTENDER | GP | MIN | AVG | W | L | T | EN | SO | GA | SVS | SV% |
|------------------|----|------|------|---|----|---|----|----|-----|-----|------|
| Daren Puppa | 26 | 1456 | 2.72 | 5 | 14 | 6 | 6 | 0 | 66 | 660 | .900 |
| Corey Schwab | 16 | 821 | 2.92 | 2 | 9 | 1 | 2 | 1 | 40 | 370 | .892 |
| Mark Fitzpatrick | 34 | 1938 | 3.16 | 7 | 24 | 1 | 5 | 1 | 102 | 975 | .895 |
| Derek Wilkinson* | 8 | 311 | 3.28 | 2 | 4 | 1 | 1 | 0 | 17 | 148 | .885 |
| Zac Bierk* | 13 | 433 | 4.16 | 1 | 4 | 1 | 0 | 0 | 30 | 210 | .857 |

1997-1998 GAME-BY-GAME RESULTS

| # | OPPONENT | RESULT | RECORD | SCORERS | GOALTENDER(S) | PP | PK | SF-SA | ATTEND. |
|----|---------------|---------|----------|--|----------------------------------|------|-----|-------|---------|
| 1 | 10/1 vs. CAR | W, 4-2 | 1-0-0 | Ciccarelli, Renberg (p), Ciccarelli (p-gw), Renberg | Puppa | 2-10 | 8-9 | 27-29 | 17,808 |
| 2 | 10/3 vs. NJ | L, 3-4 | 1-1-0 | Zamuner (s), Wiemer, Wiemer | Puppa | 0-5 | 3-4 | 21-27 | 15,007 |
| 3 | 10/5 vs. BUF | T, 1-1* | 1-1-1 | Selivanov | Puppa | 0-3 | 4-4 | 31-30 | 12,198 |
| 4 | 10/9 @ CHI | W, 4-1 | 2-1-1 | Bradley (p), Langkow (gw), Ulanov, Zamuner (e) | Puppa | 1-6 | 4-4 | 25-25 | 18,035 |
| 5 | 10/10 @ DET | L, 0-3 | 2-2-1 | ----- | Schwab | 0-3 | 2-3 | 29-36 | 19,983 |
| 6 | 10/15 @ FLA | L, 1-2 | 2-3-1 | Dykhuis | Puppa | 0-3 | 6-7 | 26-27 | 14,703 |
| 7 | 10/17 vs. PIT | L, 1-4 | 2-4-1 | Norton (p) | Puppa | 1-5 | 4-6 | 22-27 | 16,224 |
| 8 | 10/18 @ NJ | L, 0-5 | 2-5-1 | ----- | Schwab | 0-4 | 3-5 | 27-29 | 17,103 |
| 9 | 10/21 @ PHI | L, 1-7 | 2-6-1 | Ciccarelli | Puppa (3-6), Schwab (4-23) | 0-5 | 5-8 | 18-29 | 19,346 |
| 10 | 10/23 @ BOS | T, 2-2* | 2-6-2 | Vujtek, Zamuner | Schwab | 0-5 | 5-5 | 27-26 | 12,470 |
| 11 | 10/24 @ NYR | L, 3-4 | 2-7-2 | Selivanov, Poulin, Wiemer | Schwab | 0-4 | 5-5 | 27-31 | 18,200 |
| 12 | 10/26 vs. LA | L, 1-3 | 2-8-2 | Ysebaert | Puppa | 0-5 | 3-4 | 31-23 | 13,044 |
| 13 | 10/29 vs. OTT | L, 2-5 | 2-9-2 | Ysebaert (s), Ysebaert | Puppa | 0-7 | 3-5 | 25-31 | 10,776 |
| 14 | 11/5 @ ANA | L, 2-5 | 2-10-2 | Renberg, Norton (p) | Puppa | 1-3 | 5-5 | 34-20 | 17,067 |
| 15 | 11/6 @ LA | L, 2-5 | 2-11-2 | Renberg, Bradley (p) | Schwab | 1-4 | 4-5 | 20-20 | 10,761 |
| 16 | 11/8 @ SJ | L, 1-3 | 2-12-2 | Wiemer (p) | Puppa | 1-7 | 6-6 | 37-25 | 17,191 |
| 17 | 11/11 @ PHX | L, 2-5 | 2-13-2 | Hamrlík, Langkow (p) | Puppa | 1-6 | 4-4 | 23-28 | 14,524 |
| 18 | 11/14 vs. NYI | L, 1-4 | 2-14-2 | Selivanov (p) | Schwab | 1-4 | 1-3 | 34-18 | 17,284 |
| 19 | 11/16 @ PHI | L, 2-3 | 2-15-2 | Selivanov, Selivanov (p) | Puppa | 1-6 | 3-3 | 21-27 | 19,433 |
| 20 | 11/17 @ MTL | L, 1-4 | 2-16-2 | Toms | Schwab | 0-4 | 2-3 | 26-27 | 20,049 |
| 21 | 11/19 vs. NYR | W, 6-3 | 3-16-2 | Wiemer (p), Renberg, Poulin, Zamuner (gw), Zamuner, Zamuner (e) | Puppa | 1-6 | 4-7 | 31-24 | 15,135 |
| 22 | 11/22 vs. CGY | W, 4-3 | 4-16-2 | Selivanov (p), Dykhuis (s), Zamuner, Zamuner (gw) | Puppa | 1-4 | 3-3 | 21-23 | 15,176 |
| 23 | 11/26 vs. COL | T, 3-3* | 4-16-3 | Norton (p), DeBrusk, Selivanov (gt) | Puppa | 1-6 | 4-6 | 30-38 | 15,520 |
| 24 | 11/28 @ CAR | L, 0-2 | 4-17-3 | ----- | Schwab | 0-4 | 3-3 | 27-17 | 8,107 |
| 25 | 11/29 vs. PHI | T, 3-3* | 4-17-4 | Vukota, Hamrlík (p), Zamuner (gt) | Puppa | 1-2 | 1-6 | 26-35 | 16,246 |
| 26 | 12/3 vs. PHX | W, 2-1 | 5-17-4 | Ysebaert, Ciccarelli (gw) | Puppa | 0-1 | 3-3 | 19-27 | 16,196 |
| 27 | 12/5 @ BUF | L, 0-4 | 5-18-4 | ----- | Puppa (4-14), Schwab (0-4) | 0-2 | 5-5 | 38-18 | 12,293 |
| 28 | 12/6 @ NJ | L, 2-4 | 5-19-4 | Hamrlík, Dykhuis | Schwab | 0-2 | 3-4 | 22-40 | 17,138 |
| 29 | 12/10 @ DAL | L, 0-3 | 5-20-4 | ----- | Puppa | 0-3 | 4-5 | 12-27 | 16,108 |
| 30 | 12/13 @ OTT | W, 3-1 | 6-20-4 | Ulanov (p), Zamuner (gw), | Schwab | 1-3 | 4-4 | 22-23 | 14,290 |
| 31 | 12/14 @ PHI | L, 0-3 | 6-21-4 | ----- | Puppa | 0-4 | 1-6 | 20-31 | 19,412 |
| 32 | 12/16 @ PIT | T, 1-1* | 6-21-5 | Zamuner (s) | Puppa | 0-1 | 1-2 | 36-20 | 15,415 |
| 33 | 12/17 vs. BOS | W, 2-0 | 7-21-5 | Vujtek (gw), Ciccarelli (e) | Schwab | 0-4 | 4-4 | 16-31 | 13,154 |
| 34 | 12/20 vs. NYR | T, 2-2* | 7-21-6 | Langkow, Selivanov | Puppa | 0-4 | 3-4 | 30-39 | 15,288 |
| 35 | 12/22 vs. STL | T, 2-2* | 7-21-7 | Ciccarelli, Ciccarelli (gt) | Schwab (1-7), Puppa (1-15) | 0-2 | 2-2 | 30-20 | 13,831 |
| 36 | 12/23 @ NYR | L, 1-4 | 7-22-7 | Langkow | Puppa | 0-4 | 3-4 | 30-33 | 18,200 |
| 37 | 12/27 vs. BOS | L, 1-3 | 7-23-7 | Zamuner | Puppa (0-6), Schwab (3-16) | 0-1 | 4-5 | 25-22 | 17,190 |
| 38 | 12/29 vs. SJ | W, 2-1 | 8-23-7 | Andersson, Ciccarelli (p-gw) | Wilkinson | 1-4 | 6-6 | 20-30 | 12,826 |
| 39 | 12/31 vs. NYR | W, 2-0 | 9-23-7 | Zamuner (gw), Dykhuis | Schwab (0-14), Wilkinson (0-9) | 4-4 | 4-4 | 24-23 | 13,343 |
| 40 | 1/2 vs. FLA | T, 2-2* | 9-23-8 | Selivanov, Norton (p-gt) | Wilkinson | 1-3 | 4-5 | 28-27 | 12,642 |
| 41 | 1/3 vs. ANA | L, 1-4 | 9-24-8 | Ysebaert | Wilkinson (2-12), Bierk (2-25) | 0-4 | 4-4 | 25-37 | 14,221 |
| 42 | 1/7 vs. TOR | L, 2-5 | 9-25-8 | Ciccarelli (p), Ciccarelli Bierk (2-11) | Wilkinson (3-16), | 1-5 | 2-5 | 36-27 | 11,310 |
| 43 | 1/9 @ NJ | L, 1-4 | 9-26-8 | Ciccarelli | Bierk (4-20), Wilkinson (0-7) | 0-5 | 3-4 | 18-27 | 19,040 |
| 44 | 1/11 vs. PHI | L, 2-5 | 9-27-8 | Andersson (s), Kelly (p) | Wilkinson | 1-7 | 5-7 | 37-34 | 13,355 |
| 45 | 1/12 vs. MTL | L, 3-6 | 9-28-8 | Ysebaert, Langkow, Renberg | Wilkinson (5-14), Bierk (1-17) | 1-6 | 5-6 | 25-31 | 10,205 |
| 46 | 1/14 vs. NYI | L, 1-7 | 9-29-8 | Renberg | Bierk | 0-5 | 2-3 | 22-34 | 10,906 |
| 47 | 1/21 vs. WSH | L, 2-3* | 9-30-8 | Selivanov, Wiemer | Fitzpatrick | 0-4 | 4-4 | 26-30 | 12,175 |
| 48 | 1/23 @ BUF | L, 1-4 | 9-31-8 | Marchment | Fitzpatrick | 0-3 | 5-5 | 36-36 | 14,012 |
| 49 | 1/24 @ TOR | L, 2-5 | 9-32-8 | Langkow, Andersson | Fitzpatrick | 1-3 | 2-4 | 17-32 | 15,726 |
| 50 | 1/26 @ OTT | L, 1-2 | 9-33-8 | Richer | Fitzpatrick | 0-2 | 2-3 | 27-32 | 13,804 |
| 51 | 1/28 vs. CAR | L, 2-3 | 9-34-8 | Marchment, Kelly | Fitzpatrick | 0-1 | 3-3 | 30-35 | 10,815 |
| 52 | 1/31 @ FLA | L, 0-2 | 9-35-8 | ----- | Fitzpatrick | 0-6 | 4-4 | 27-33 | 14,703 |
| 53 | 2/2 vs. BUF | L, 3-7 | 9-36-8 | Zamuner, Cross (s), Peterson | Fitzpatrick (6-22), Bierk (1-10) | 0-6 | 4-4 | 38-32 | 10,137 |
| 54 | 2/4 @ CAR | T, 3-3* | 9-36-9 | Peterson, Renberg (s), Tucker | Fitzpatrick | 0-3 | 5-6 | 24-44 | 8,304 |
| 55 | 2/5 vs. DET | L, 4-5 | 9-37-9 | Cross, Ysebaert, Bosignore, Renberg | Fitzpatrick | 0-4 | 1-4 | 28-31 | 16,257 |
| 56 | 2/7 @ WSH | W, 4-3 | 10-37-9 | Tucker, Ysebaert, Wiemer, Richer (gw) | Fitzpatrick | 0-4 | 4-5 | 22-34 | 19,740 |
| 57 | 2/25 @ WSH | W, 4-3 | 11-37-9 | Selivanov, Tucker, Ysebaert (s), Selivanov (gw) | Fitzpatrick | 1-6 | 8-9 | 18-33 | 12,137 |
| 58 | 2/26 vs. NJ | L, 1-4 | 11-38-9 | Langkow | Fitzpatrick | 0-5 | 5-7 | 22-34 | 12,163 |
| 59 | 2/28 vs. WSH | W, 5-2 | 12-38-9 | Wilkie, Ysebaert, Hull (gw), Cross, Ysebaert (e) | Fitzpatrick | 0-5 | 8-9 | 22-37 | 12,238 |
| 60 | 3/3 @ CGY | L, 1-2 | 12-39-9 | Tucker | Fitzpatrick | 0-6 | 1-6 | 26-23 | 15,831 |
| 61 | 3/4 @ EDM | L, 2-4 | 12-40-9 | Richer (p), Richer (p) | Fitzpatrick | 2-4 | 5-7 | 28-24 | 14,640 |
| 62 | 3/7 @ VAN | L, 2-5 | 12-41-9 | Tucker, Ysebaert (p) | Fitzpatrick | 1-4 | 5-5 | 30-25 | 15,370 |
| 63 | 3/9 @ COL | W, 2-1 | 13-41-9 | Richer (p), Richer (gw) | Fitzpatrick | 1-5 | 7-7 | 21-19 | 16,061 |
| 64 | 3/11 vs. EDM | L, 0-2 | 13-42-9 | ----- | Fitzpatrick | 0-4 | 6-7 | 20-32 | 15,319 |
| 65 | 3/14 vs. CHI | W, 1-0* | 14-42-9 | Selivanov (gw) | Fitzpatrick | 0-3 | 8-8 | 21-37 | 14,834 |
| 66 | 3/16 @ BOS | L, 3-4* | 14-43-9 | Renberg (p), Selivanov, Spring | Fitzpatrick | 1-3 | 4-5 | 22-27 | 17,705 |
| 67 | 3/18 vs. VAN | W, 4-2 | 15-43-9 | Richer, Tuceker (p), Hull (gw), Richer | Fitzpatrick | 1-3 | 3-3 | 23-35 | 13,842 |
| 68 | 3/21 vs. FLA | W, 5-1 | 16-43-9 | Cullimore (p), Selivanov (p-gw), Renberg (p), Renberg (p), Renberg (s) | Fitzpatrick | 4-9 | 8-9 | 30-36 | 13,870 |
| 69 | 3/25 vs. MTL | L, 1-2* | 16-44-9 | Richer | Fitzpatrick | 0-1 | 5-5 | 21-23 | 15,003 |
| 70 | 3/26 @ STL | L, 2-3 | 16-45-9 | Andersson, Renberg | Fitzpatrick | 0-4 | 5-6 | 19-35 | 20,502 |
| 71 | 3/28 @ MTL | L, 2-8 | 16-46-9 | Selivanov, Ysebaert | Fitzpatrick (6-23), Bierk (2-6) | 0-6 | 5-6 | 18-29 | 21,273 |
| 72 | 3/30 @ NYR | W, 3-1 | 17-46-9 | Bosignore, Andersson (gw), Andersson | Bierk | 0-6 | 6-6 | 20-20 | 18,200 |
| 73 | 4/1 @ NYI | L, 0-4 | 17-47-9 | ----- | Bierk | 0-5 | 5-6 | 25-28 | 9,382 |
| 74 | 4/2 @ WSH | L, 1-4 | 17-48-9 | Nazarov | Fitzpatrick | 0-2 | 2-2 | 25-28 | 10,224 |
| 75 | 4/4 vs. PIT | L, 1-4 | 17-49-9 | Peterson | Fitzpatrick (4-21), Bierk (0-6) | 0-7 | 4-7 | 21-25 | 14,908 |
| 76 | 4/6 vs. NYI | L, 0-3 | 17-50-9 | ----- | Fitzpatrick | 0-3 | 4-4 | 26-27 | 16,617 |
| 77 | 4/8 vs. PHI | L, 1-6 | 17-51-9 | Dykhuis | Fitzpatrick | 0-3 | 6-9 | 16-37 | 14,280 |
| 78 | 4/11 vs. DAL | L, 1-5 | 17-52-9 | Peterson | Fitzpatrick (4-22), Bierk (1-5) | 0-4 | 1-3 | 25-27 | 12,538 |
| 79 | 4/13 vs. OTT | L, 2-3 | 17-53-9 | Peterson, Kubina | Fitzpatrick | 0-4 | 4-5 | 29-24 | 12,387 |
| 80 | 4/15 @ PIT | L, 1-5 | 17-54-9 | Renberg | Fitzpatrick | 0-3 | 1-1 | 18-30 | 13,901 |
| 81 | 4/16 @ NYI | L, 0-4 | 17-55-9 | ----- | Bierk (4-17), Fitzpatrick (0-7) | 0-2 | 2-3 | 25-24 | 12,625 |
| 82 | 4/18 vs. FLA | T, 2-2* | 17-55-10 | Langkow, Renberg (s-gt) | Fitzpatrick (1-14), Bierk (1-7) | 1-6 | 4-5 | 35-21 | 14,261 |

1996-1997 STATS

1996-1997 INDIVIDUAL SCORING
(32-40-10, 74 pts., 6th Atlantic Division)

PLAYERS

| PLAYER | GP | G | A | PTS | PIM | +/- | PP | SH | GW | GT | S |
|----------------------|----|----|----|-----|-----|-----|----|----|----|----|-----|
| Chris Gratton | 82 | 30 | 32 | 62 | 201 | -28 | 9 | 0 | 4 | 0 | 230 |
| Dino Ciccarelli | 77 | 35 | 25 | 60 | 116 | -11 | 12 | 0 | 6 | 0 | 229 |
| John Cullen | 70 | 18 | 37 | 55 | 95 | -14 | 5 | 0 | 2 | 1 | 116 |
| Rob Zamuner | 82 | 17 | 33 | 50 | 56 | 3 | 0 | 4 | 3 | 0 | 216 |
| Roman Hamrik | 79 | 12 | 28 | 40 | 57 | -29 | 6 | 0 | 0 | 1 | 238 |
| Shawn Burr | 74 | 14 | 21 | 35 | 106 | 5 | 1 | 0 | 3 | 0 | 128 |
| Alex Selivanov | 69 | 15 | 18 | 33 | 61 | -3 | 3 | 0 | 4 | 0 | 187 |
| Daymond Langkow* | 79 | 15 | 13 | 28 | 35 | 1 | 3 | 1 | 1 | 1 | 170 |
| Patrick Poulin | 73 | 12 | 14 | 26 | 56 | -16 | 2 | 3 | 1 | 0 | 124 |
| Bill Houlder | 79 | 4 | 21 | 25 | 30 | 16 | 0 | 0 | 2 | 0 | 116 |
| Brian Bradley | 35 | 7 | 17 | 24 | 16 | 2 | 1 | 2 | 1 | 0 | 93 |
| Mikael Andersson | 70 | 5 | 14 | 19 | 8 | 1 | 0 | 3 | 1 | 0 | 102 |
| Jeff Norton (TOT) | 75 | 2 | 16 | 18 | 58 | -7 | 0 | 0 | 0 | 0 | 81 |
| (TB) | 13 | 0 | 5 | 5 | 16 | 0 | 0 | 0 | 0 | 0 | 13 |
| (EDM) | 62 | 2 | 11 | 13 | 42 | -7 | 0 | 0 | 0 | 0 | 68 |
| Paul Ysebaert | 39 | 5 | 12 | 17 | 4 | 1 | 2 | 0 | 0 | 0 | 91 |
| Jason Wiemer | 63 | 9 | 5 | 14 | 134 | -13 | 2 | 0 | 0 | 0 | 103 |
| David Shaw | 57 | 1 | 10 | 11 | 72 | 1 | 0 | 0 | 0 | 0 | 59 |
| Jeff Toms* | 34 | 2 | 8 | 10 | 10 | 2 | 0 | 0 | 1 | 0 | 53 |
| Cory Cross | 72 | 4 | 5 | 9 | 95 | 6 | 0 | 0 | 2 | 0 | 75 |
| Igor Ulanov | 59 | 1 | 7 | 8 | 108 | 2 | 0 | 0 | 0 | 1 | 56 |
| Rudy Poeschek | 60 | 0 | 6 | 6 | 120 | -3 | 0 | 0 | 0 | 0 | 30 |
| Jamie Huscroft (TOT) | 52 | 0 | 5 | 5 | 151 | -2 | 0 | 0 | 0 | 0 | 40 |
| (TB) | 13 | 0 | 1 | 1 | 34 | -4 | 0 | 0 | 0 | 0 | 7 |
| (CGY) | 39 | 0 | 4 | 4 | 117 | 2 | 0 | 0 | 0 | 0 | 33 |
| Brantt Myhres* | 47 | 3 | 1 | 4 | 136 | 1 | 0 | 0 | 1 | 0 | 13 |
| Brent Peterson* | 17 | 2 | 0 | 2 | 4 | -4 | 0 | 0 | 0 | 0 | 11 |
| Corey Schwab* | 31 | 0 | 1 | 1 | 10 | 0 | 0 | 0 | 0 | 0 | 0 |
| Rick Tabaracci (TOT) | 62 | 0 | 1 | 1 | 12 | 0 | 0 | 0 | 0 | 0 | 0 |
| (TB) | 55 | 0 | 1 | 1 | 12 | 0 | 0 | 0 | 0 | 0 | 0 |
| (CGY) | 7 | 0 | 0 | 0 | 0 | 0 | 0 | 0 | 0 | 0 | 0 |
| Allan Egeland | 4 | 0 | 0 | 0 | 5 | -3 | 0 | 0 | 0 | 0 | 1 |
| Derek Wilkinson* | 5 | 0 | 0 | 0 | 0 | 0 | 0 | 0 | 0 | 0 | 0 |
| Daren Puppa | 6 | 0 | 0 | 0 | 2 | 0 | 0 | 0 | 0 | 0 | 0 |
| Paul Brousseau* | 6 | 0 | 0 | 0 | 0 | -4 | 0 | 0 | 0 | 0 | 3 |
| Jay Wells | 21 | 0 | 0 | 0 | 13 | -3 | 0 | 0 | 0 | 0 | 16 |

TRADED PLAYERS

| PLAYER | GP | G | A | PTS | +/- | PIM | PP | SH | GW | GT | S |
|---------------------|----|---|----|-----|-----|-----|----|----|----|----|----|
| Drew Bannister (TB) | 64 | 4 | 13 | 17 | 44 | -21 | 1 | 0 | 0 | 0 | 57 |
| Brian Bellows (TB) | 7 | 1 | 2 | 3 | 0 | -4 | 0 | 0 | 0 | 0 | 17 |
| Aaron Gavey (TB) | 16 | 1 | 2 | 3 | 12 | -1 | 0 | 0 | 0 | 0 | 8 |
| Craig Wolanin (TB) | 15 | 0 | 0 | 0 | 8 | -9 | 0 | 0 | 0 | 0 | 12 |

GOALTENDERS

| GOALTENDER | GP | MIN | AVG | W | L | T | EN | SO | GA | SVS | SV% |
|----------------------|----|------|------|----|----|---|----|----|-----|------|------|
| Daren Puppa | 6 | 325 | 2.58 | 1 | 1 | 2 | 1 | 0 | 14 | 150 | .907 |
| Rick Tabaracci (TOT) | 62 | 3373 | 2.70 | 22 | 29 | 6 | 5 | 5 | 152 | 1570 | .903 |
| (TB) | 55 | 3012 | 2.75 | 20 | 25 | 6 | 5 | 4 | 138 | 1415 | .902 |
| (CGY) | 7 | 361 | 2.33 | 2 | 4 | 0 | 0 | 1 | 14 | 155 | .910 |
| Corey Schwab* | 31 | 1462 | 3.04 | 11 | 12 | 1 | 2 | 2 | 74 | 719 | .897 |
| Derek Wilkinson* | 5 | 169 | 4.26 | 0 | 2 | 1 | 1 | 0 | 12 | 72 | .830 |

1996-1997 GAME-BY-GAME RESULTS

| # | OPPONENT | RESULT | RECORD | SCORERS | GOALTENDER(S) | PP | PK | SF-SA | ATTEND. |
|----|---------------|---------|--------|---|--------------------------------|-----|-----|-------|---------|
| 1 | 10/5 @ PIT | W, 4-3* | 1-0-0 | Zamuner, Ciccarelli, Cullen, Burr (gw) | Puppa | 0-5 | 1-1 | 43-24 | 17,204 |
| 2 | 10/11 @ WSH | L, 2-6 | 1-1-0 | Gavey, Bradley | Schwab (5-30), Wilkinson (1-1) | 0-7 | 5-7 | 23-31 | 11,796 |
| 3 | 10/12 @ TOR | W, 7-4 | 2-1-0 | Burr, Selivanov, Gratton, Gratton, Bradley (gw), Cullen, Gratton (e) | Schwab | 0-4 | 3-3 | 38-33 | 15,726 |
| 4 | 10/15 @ BUF | W, 4-0 | 3-1-0 | Ciccarelli (p-gw), Ciccarelli, Bannister, Wiemer | Schwab | 1-5 | 6-6 | 30-22 | 13,371 |
| 5 | 10/20 vs. NYR | W, 5-2 | 4-1-0 | Bradley, Ciccarelli, Selivanov (gw), Hamrik (p), Gratton (e) | Schwab | 1-4 | 3-4 | 34-26 | 20,543+ |
| 6 | 10/22 @ NYI | W, 6-3 | 5-1-0 | Selivanov, Poulin, Cullen, Ciccarelli (p-gw), Bradley (p) Bradley (s-e) | Schwab | 2-3 | 2-3 | 29-16 | 7,081 |
| 7 | 10/24 vs. OTT | L, 2-5 | 5-2-0 | Burr, Cullen | Schwab | 0-5 | 6-6 | 34-28 | 16,286 |
| 8 | 10/26 vs. NJ | L, 1-4 | 5-3-0 | Burr | Schwab | 0-1 | 3-3 | 31-30 | 16,297 |
| 9 | 10/29 vs. CHI | T, 2-2* | 5-3-1 | Ciccarelli (p), Ciccarelli | Schwab | 1-5 | 5-5 | 35-40 | 15,200 |
| 10 | 10/31 vs. PHI | L, 3-4 | 5-4-1 | Bradley, Ciccarelli, Bellows | Schwab | 0-4 | 5-5 | 28-23 | 14,007 |

| # | OPPONENT | RESULT | RECORD | SCORERS | GOALTENDER(S) | PP | PK | SF-SA | ATTEND. |
|----|---------------|---------|----------|---|------------------------------------|-----|-------|-------|---------|
| 11 | 11/2 @ NJ | L, 1-2 | 5-5-1 | Andersson | Schwab | 0-4 | 5-7 | 28-26 | 14,491 |
| 12 | 11/4 @ NYR | W, 5-3 | 6-5-1 | Wiemer (p), Ciccarelli (p), Hamrik Selivanov (gw), Ciccarelli (e) | Schwab | 2-6 | 5-6 | 38-44 | 18,200 |
| 13 | 11/6 vs. WSH | L, 1-2 | 6-6-1 | Bannister | Schwab | 0-4 | 3-3 | 17-26 | 14,609 |
| 14 | 11/8 vs. PIT | T, 5-5* | 6-6-2 | Poulin, Ciccarelli (p), Ciccarelli, Ciccarelli (p), Cullen (p-gt) | Schwab (4-13), Wilkinson (1-20) | 3-9 | 2-5 | 42-33 | 19,675 |
| 15 | 11/10 @ DET | L, 2-4 | 6-7-2 | Peterson, Poulin (s) | Wilkinson | 0-5 | 1-4 | 33-23 | 19,983 |
| 16 | 11/14 @ STL | L, 3-5 | 6-8-2 | Peterson, Gratton (p) | Schwab (4-27), Wilkinson (1-1) | 1-5 | 2-3 | 25-28 | 14,615 |
| 17 | 11/16 @ NJ | L, 3-6 | 6-9-2 | Selivanov, Gratton (p), Zamuner | Wilkinson | 1-2 | 1-2 | 28-28 | 18,024 |
| 18 | 11/19 vs. LA | W, 3-0 | 7-9-2 | Langkow (gw), Cullen, Zamuner (s) | Schwab | 0-6 | 5-5 | 34-31 | 16,456 |
| 19 | 11/23 vs. PHI | L, 1-2 | 7-10-2 | Ciccarelli | Schwab | 0-3 | 6-7 | 21-34 | 19,886+ |
| 20 | 11/25 @ MTL | L, 2-4 | 7-11-2 | Gratton, Zamuner | Tabaracci | 0-6 | 4-5 | 41-30 | 20,685 |
| 21 | 11/27 vs. BUF | L, 0-3 | 7-12-2 | ----- | Tabaracci | 0-5 | 3-3 | 32-20 | 16,360 |
| 22 | 11/29 vs. DAL | L, 1-2 | 7-13-2 | Burr | Tabaracci | 0-5 | 1-2 | 30-22 | 17,061 |
| 23 | 11/30 vs. HFD | L, 3-6 | 7-14-2 | Myhres, Burr (p), Zamuner | Schwab | 1-6 | 3-6 | 28-30 | 16,375 |
| 24 | 12/4 @ ANA | L, 1-3 | 7-15-2 | Hamrik | Tabaracci | 0-3 | 3-3 | 24-38 | 15,838 |
| 25 | 12/5 @ LA | W, 2-1 | 8-15-2 | Poulin, Selivanov (p-gw) | Tabaracci | 1-3 | 5-6 | 32-29 | 11,610 |
| 26 | 12/7 @ SJ | W, 4-3 | 9-15-2 | Selivanov, Poulin (s), Zamuner, Cross (gw) | Tabaracci | 1-5 | 1-1 | 28-23 | 17,442 |
| 27 | 12/12 vs. EDM | T, 2-2* | 9-15-3 | Zamuner, Hamrik (p-gt) | Tabaracci | 1-6 | 0-2 | 44-34 | 13,925 |
| 28 | 12/14 vs. NYI | W, 4-1 | 10-15-3 | Gratton (p), Burr (gw), Selivanov, Gratton | Tabaracci | 3-6 | 3-3 | 36-18 | 16,230 |
| 29 | 12/16 @ MTL | W, 4-2 | 11-15-3 | Cullen, Gratton, Andersson (gw), Gratton (e) | Tabaracci | 0-3 | 4-4 | 41-24 | 20,240 |
| 30 | 12/18 @ BUF | L, 3-5 | 11-16-3 | Hamrik, Ciccarelli, Bannister | Tabaracci | 0-3 | 2-2 | 32-25 | 13,549 |
| 31 | 12/19 @ BOS | L, 0-3 | 11-17-3 | ----- | Tabaracci | 0-4 | 5-5 | 34-25 | 14,636 |
| 32 | 12/21 @ HFD | L, 5-6* | 11-18-3 | Ciccarelli (p), Bradley, Cullen, Poulin (p), Langkow | Schwab (3-13), Tabaracci (3-22) | 2-5 | 5-7 | 32-35 | 12,082 |
| 33 | 12/23 vs. WSH | L, 1-3 | 11-19-3 | Langkow | Tabaracci | 0-2 | 4-5 | 24-34 | 17,536 |
| 34 | 12/26 vs. FLA | T, 3-3* | 11-19-4 | Poulin (p), Langkow, Langkow (s) | Tabaracci | 1-4 | 3-4 | 34-38 | 20,150+ |
| 35 | 12/28 vs. MTL | T, 4-4* | 11-19-5 | Ciccarelli (p), Selivanov, Toms, Cullen (p) | Tabaracci | 2-3 | 4-6 | 34-33 | 18,779 |
| 36 | 12/31 vs. NYR | W, 4-2 | 12-19-5 | Gratton (p), Selivanov, Cullen (p-gw), Hamrik (e) | Tabaracci | 2-3 | 3-4 | 33-27 | 19,807+ |
| 37 | 1/3 vs. ANA | W, 3-2 | 13-19-5 | Ciccarelli (p), Langkow, Gratton (gw) | Tabaracci | 1-2 | 3-3 | 38-26 | 17,769 |
| 38 | 1/4 @ PIT | L, 3-7 | 13-20-5 | Gratton, Langkow, Bannister (p) | Tabaracci (2-4), Schwab (5-20) | 1-4 | 3-5 | 31-24 | 17,270 |
| 39 | 1/6 @ OTT | W, 4-3 | 14-20-5 | Selivanov, Langkow, Burr, Houlder (gw) | Tabaracci | 0-3 | 4-5 | 26-25 | 11,329 |
| 40 | 1/8 @ NYR | W, 4-3 | 15-20-5 | Gratton (p), Zamuner, Burr, Poulin (gw) | Tabaracci | 1-3 | 1-2 | 31-35 | 18,200 |
| 41 | 1/9 @ PHI | W, 3-1 | 16-20-5 | Poulin, Ciccarelli (gw), Poulin (e) | Schwab | 0-4 | 6-6 | 31-31 | 19,106 |
| 42 | 1/11 vs. NYI | T, 4-4* | 16-20-6 | Zamuner, Andersson, Cullen, Ulanov (gt) | Tabaracci | 0-2 | 1-5 | 36-26 | 19,783+ |
| 43 | 1/13 @ CHI | W, 2-0 | 17-20-6 | Cullen (gw), Zamuner | Tabaracci | 0-3 | 0-5 | 26-27 | 17,820 |
| 44 | 1/15 @ COL | L, 2-4 | 17-21-6 | Ysebaert, Langkow (p) | Tabaracci | 1-5 | 4-6 | 29-33 | 16,061 |
| 45 | 1/21 vs. COL | W, 3-2* | 18-21-6 | Selivanov, Gratton, Houlder (gw) | Tabaracci | 0-5 | 2-2 | 42-17 | 18,608 |
| 46 | 1/25 @ FLA | L, 2-3 | 18-22-6 | Burr, Houlder | Tabaracci (3-12), Schwab (0-6) | 0-3 | 2-2 | 30-18 | 14,703 |
| 47 | 1/27 @ OTT | L, 3-5 | 18-23-6 | Burr, Burr, Hamrik | Tabaracci | 1-4 | 7-8 | 27-31 | 13,283 |
| 48 | 1/30 vs. MTL | L, 1-4 | 18-24-6 | Cullen | Schwab | 0-3 | 4-4 | 31-36 | 17,328 |
| 49 | 2/1 vs. BOS | L, 0-3 | 18-25-6 | ----- | Tabaracci | 0-5 | 3-3 | 25-27 | 17,517 |
| 50 | 2/4 @ PHX | W, 2-0 | 19-25-6 | Gratton (gw), Wiemer | Tabaracci | 0-2 | 4-4 | 19-21 | 14,403 |
| 51 | 2/5 @ DAL | L, 0-4 | 19-26-6 | ----- | Tabaracci | 0-0 | 0-1 | 28-31 | 15,568 |
| 52 | 2/8 vs. BUF | L, 1-3 | 19-27-6 | Hamrik | Tabaracci | 1-5 | 3-4 | 32-25 | 18,382 |
| 53 | 2/12 @ FLA | L, 2-5 | 19-28-6 | Cross, Ciccarelli | Tabaracci | 0-4 | 5-7 | 22-34 | 14,703 |
| 54 | 2/14 @ WSH | L, 4-5* | 19-29-6 | Ciccarelli, Cullen, Houlder, Ysebaert (p) | Puppa (4-18), Tabaracci (1-6) | 1-4 | 3-5 | 25-24 | 18,130 |
| 55 | 2/15 vs. WSH | W, 4-1 | 20-29-6 | Ciccarelli, Cross (gw), Poulin, Wiemer (p) | Tabaracci | 1-5 | 10-10 | 24-39 | 17,656 |
| 56 | 2/17 vs. DET | T, 3-3* | 20-29-7 | Shaw, Zamuner, Langkow (gt) | Tabaracci | 0-4 | 4-5 | 29-35 | 19,579 |
| 57 | 2/20 vs. PHI | W, 5-2 | 21-29-7 | Langkow (p), Gratton, Ciccarelli (gw), Hamrik, Wiemer (e) | Tabaracci | 1-6 | 6-7 | 40-30 | 18,401 |
| 58 | 2/22 vs. NJ | W, 3-1 | 22-29-7 | Selivanov (p), Gratton (gw), Ciccarelli (e) | Tabaracci | 1-3 | 3-3 | 25-26 | 15,002 |
| 59 | 2/23 vs. SJ | W, 4-3 | 23-29-7 | Wiemer, Hamrik, Wiemer, Myhres (gw) | Tabaracci (2-11), Schwab (1-15) | 0-4 | 5-5 | 33-26 | 15,590 |
| 60 | 2/25 vs. STL | W, 3-2 | 24-29-7 | Andersson, Langkow, Ciccarelli (p-gw) | Tabaracci | 1-3 | 3-3 | 29-35 | 16,439 |
| 61 | 2/27 @ BOS | L, 2-6 | 24-30-7 | Langkow, Gratton | Tabaracci (3-13), Schwab (3-17) | 0-5 | 3-4 | 33-30 | 14,589 |
| 62 | 3/1 vs. FLA | W, 2-0 | 25-30-7 | Gratton (p-gw), Ciccarelli | Tabaracci | 1-7 | 5-5 | 30-24 | 19,517 |
| 63 | 3/4 @ NYI | W, 6-3 | 26-30-7 | Ciccarelli, Gratton, Cullen (p), Zamuner (gw), Ciccarelli, Gratton (e) | Tabaracci | 1-4 | 4-4 | 28-31 | 10,253 |
| 64 | 3/6 vs. PHX | L, 0-5 | 26-31-7 | ----- | Tabaracci (4-22), Schwab (1-12) | 0-3 | 3-5 | 30-34 | 15,335 |
| 65 | 3/8 vs. BOS | L, 4-6 | 26-32-7 | Ysebaert, Ciccarelli (p), Hamrik (p), Langkow (p) | Tabaracci | 3-8 | 5-5 | 34-27 | 16,138 |
| 66 | 3/9 vs. CGY | W, 2-1* | 27-32-7 | Hamrik (p), Zamuner (gw) | Schwab | 1-5 | 5-5 | 34-45 | 15,636 |
| 67 | 3/13 vs. NYI | L, 0-3 | 27-33-7 | ----- | Schwab (3-13), Tabaracci (0-19) | 0-5 | 4-5 | 24-32 | 17,414 |
| 68 | 3/15 vs. VAN | L, 2-5 | 27-34-7 | Ciccarelli, Wiemer | Tabaracci | 0-6 | 6-6 | 39-48 | 16,747 |
| 69 | 3/16 vs. TOR | L, 1-3 | 27-35-7 | Myhres | Tabaracci | 0-4 | 2-2 | 40-25 | 16,843 |
| 70 | 3/19 @ EDM | L, 1-3 | 27-36-7 | Zamuner (s) | Tabaracci | 0-4 | 4-5 | 34-25 | 15,089 |
| 71 | 3/21 @ CGY | W, 4-3* | 28-36-7 | Gratton (p), Selivanov, Burr, Toms (gw) | Tabaracci (3-17), Schwab (0-8) | 1-5 | 2-3 | 37-25 | 17,278 |
| 72 | 3/22 @ VAN | L, 2-3 | 28-37-7 | Gratton, Cullen | Schwab (2-6), Tabaracci (1-16) | 0-2 | 1-4 | 32-22 | 16,740 |
| 73 | 3/25 vs. OTT | W, 5-0 | 29-37-7 | Selivanov (gw), Ysebaert, Poulin (s), Cullen, Ciccarelli (p) | Tabaracci | 1-4 | 7-7 | 24-28 | 17,873 |
| 74 | 3/27 vs. HFD | L, 2-5 | 29-38-7 | Cullen (p), Andersson (s) | Tabaracci | 1-6 | 5-6 | 42-36 | 19,984+ |
| 75 | 3/29 @ FLA | T, 1-1* | 29-38-8 | Zamuner (s) | Puppa | 0-2 | 3-3 | 20-29 | 14,703 |
| 76 | 4/1 @ PHI | T, 1-1* | 29-38-9 | Gratton | Puppa | 0-5 | 1-6 | 23-33 | 19,681 |
| 77 | 4/4 @ NJ | L, 0-3 | 29-39-9 | ----- | Puppa | 0-2 | 1-2 | 26-26 | 19,040 |
| 78 | 4/5 @ NYI | W, 3-2 | 30-39-9 | Gratton (p), Ciccarelli, Burr (gw) | Tabaracci | 1-4 | 5-5 | 29-18 | 16,297 |
| 79 | 4/8 vs. NJ | T, 2-2* | 30-39-10 | Wiemer, Cross | Tabaracci | 0-5 | 6-6 | 39-36 | 17,768 |
| 80 | 4/10 vs. PIT | W, 4-3 | 31-39-10 | Ysebaert (p), Gratton (p), Zamuner, Ciccarelli (gw) Schwab (0-17) | Puppa (3-21), Tabaracci | 2-3 | 2-3 | 40-38 | 20,667+ |
| 81 | 4/11 @ NYR | W, 4-2 | 32-39-10 | Ciccarelli, Langkow, Zamuner (s-gw), Gratton (e) | Tabaracci | 0-2 | 2-3 | 33-27 | 18,200 |
| 82 | 4/13 @ HFD | L, 1-2 | 32-40-10 | Ciccarelli | Tabaracci | 0-2 | 3-3 | 39-23 | 14,666 |

1995-1996 STATS

1995-1996 INDIVIDUAL SCORING
(38-32-12, 88 pts., 6th Atlantic Division,
Conf. Quarterfinals)

PLAYERS

| PLAYER | GP | G | A | PTS | PIM | +/- | PP | SH | GW | GT | S |
|----------------------|----|----|----|-----|-----|-----|----|----|----|----|-----|
| Brian Bradley | 75 | 23 | 56 | 79 | 77 | -11 | 9 | 0 | 5 | 0 | 189 |
| Roman Hamrik | 82 | 16 | 49 | 65 | 103 | -24 | 12 | 0 | 2 | 3 | 281 |
| Alex Selivanov | 79 | 31 | 21 | 52 | 93 | 3 | 13 | 0 | 5 | 2 | 215 |
| Petr Klima | 67 | 22 | 30 | 52 | 68 | -25 | 8 | 0 | 3 | 2 | 164 |
| John Cullen | 76 | 16 | 34 | 50 | 65 | 1 | 8 | 0 | 3 | 0 | 152 |
| Brian Bellows | 79 | 23 | 26 | 49 | 39 | -14 | 13 | 0 | 4 | 0 | 190 |
| Chris Gratton | 82 | 17 | 21 | 38 | 105 | -13 | 7 | 0 | 3 | 0 | 183 |
| Rob Zamuner | 72 | 15 | 20 | 35 | 62 | 11 | 0 | 3 | 4 | 0 | 152 |
| Paul Ysebaert* | 55 | 16 | 15 | 31 | 16 | -19 | 4 | 1 | 1 | 0 | 135 |
| Shawn Burr | 81 | 13 | 15 | 28 | 119 | 4 | 1 | 0 | 2 | 0 | 122 |
| Bill Houlder | 61 | 5 | 23 | 28 | 22 | 1 | 3 | 0 | 0 | 1 | 90 |
| Mikael Andersson | 64 | 8 | 11 | 19 | 2 | 0 | 0 | 0 | 1 | 0 | 104 |
| Jason Wiemer | 66 | 9 | 9 | 18 | 81 | -9 | 4 | 0 | 1 | 0 | 89 |
| Patrick Poulin (TOT) | 46 | 7 | 9 | 16 | 16 | 7 | 1 | 0 | 0 | 0 | 1 |
| (TB) | 8 | 0 | 1 | 1 | 0 | 0 | 0 | 0 | 0 | 0 | 11 |
| (CHI) | 38 | 7 | 8 | 15 | 16 | 7 | 1 | 0 | 0 | 1 | 40 |
| Cory Cross | 75 | 2 | 14 | 16 | 66 | 4 | 0 | 0 | 0 | 0 | 57 |
| Aaron Gavey* | 73 | 8 | 4 | 12 | 56 | -6 | 1 | 1 | 2 | 0 | 65 |
| Michel Petit (TOT) | 54 | 4 | 8 | 12 | 135 | -11 | 0 | 0 | 1 | 0 | 68 |
| (TB) | 45 | 4 | 7 | 11 | 108 | -10 | 0 | 0 | 1 | 0 | 56 |
| (LA) | 9 | 0 | 1 | 1 | 27 | -1 | 0 | 0 | 0 | 0 | 12 |
| Igor Ulanov (TOT) | 64 | 3 | 9 | 12 | 116 | 11 | 0 | 0 | 1 | 0 | 37 |
| (TB) | 11 | 2 | 1 | 3 | 24 | -1 | 0 | 0 | 1 | 0 | 13 |
| (CHI) | 53 | 1 | 8 | 9 | 92 | 12 | 0 | 0 | 0 | 0 | 24 |
| David Shaw | 66 | 1 | 11 | 12 | 64 | 5 | 0 | 0 | 0 | 0 | 90 |
| John Tucker | 63 | 3 | 7 | 10 | 18 | -8 | 0 | 1 | 0 | 0 | 53 |
| Rudy Poeschek | 57 | 1 | 3 | 4 | 88 | -2 | 0 | 0 | 0 | 0 | 36 |
| Adrien Plavsic | 7 | 1 | 2 | 3 | 6 | 5 | 0 | 0 | 0 | 0 | 4 |
| Daymond Langkow* | 4 | 0 | 1 | 5 | 0 | -1 | 0 | 0 | 0 | 0 | 4 |
| Drew Bannister* | 13 | 0 | 1 | 1 | 4 | -1 | 0 | 0 | 0 | 0 | 10 |
| Daren Puppa | 57 | 0 | 1 | 1 | 4 | 0 | 0 | 0 | 0 | 0 | 0 |
| Jeff Toms* | 1 | 0 | 0 | 0 | 0 | 0 | 0 | 0 | 0 | 0 | 1 |
| Derek Wilkinson* | 4 | 0 | 0 | 0 | 2 | 0 | 0 | 0 | 0 | 0 | 0 |
| Allan Egeland* | 5 | 0 | 0 | 0 | 2 | 0 | 0 | 0 | 0 | 0 | 1 |
| J.C. Bergeron | 12 | 0 | 0 | 0 | 0 | 0 | 0 | 0 | 0 | 0 | 0 |
| Chris LiPuma | 21 | 0 | 0 | 0 | 13 | -7 | 0 | 0 | 0 | 0 | 8 |
| Jeff Reese | 26 | 0 | 0 | 0 | 0 | 0 | 0 | 0 | 0 | 0 | 0 |

TRADED PLAYERS

| PLAYER | GP | G | A | PTS | +/- | PIM | PP | SH | GW | GT | S |
|---------------------|----|---|---|-----|-----|-----|----|----|----|----|----|
| Eric Charron (TB) | 14 | 0 | 0 | 0 | 18 | -6 | 0 | 0 | 0 | 0 | 11 |
| Enrico Ciccone (TB) | 55 | 2 | 3 | 5 | 258 | -4 | 0 | 0 | 0 | 0 | 48 |
| Steven Finn (TB) | 16 | 0 | 0 | 0 | 24 | -6 | 0 | 0 | 0 | 0 | 12 |
| Bob Halkidis (TB) | 3 | 0 | 0 | 0 | 7 | -1 | 0 | 0 | 0 | 0 | 0 |

GOALTENDERS

| GOALTENDER | GP | MIN | AVG | W | L | T | EN | SO | GA | SVS | SV% |
|------------------|----|------|------|----|----|---|----|----|-----|------|------|
| Daren Puppa | 57 | 3189 | 2.46 | 29 | 16 | 9 | 2 | 5 | 131 | 1605 | .918 |
| Jeff Reese (TOT) | 26 | 1269 | 3.22 | 9 | 10 | 1 | 2 | 1 | 68 | 634 | .893 |
| (TB) | 19 | 994 | 3.26 | 7 | 7 | 1 | 2 | 0 | 54 | 464 | .884 |
| (HFD) | 7 | 275 | 3.05 | 2 | 3 | 0 | 0 | 1 | 14 | 170 | .918 |
| J.C. Bergeron | 12 | 595 | 4.24 | 2 | 6 | 2 | 2 | 0 | 42 | 250 | .832 |
| Derek Wilkinson* | 4 | 200 | 4.50 | 0 | 3 | 0 | 0 | 0 | 15 | 105 | .857 |

1995-1996 GAME-BY-GAME RESULTS

| # | OPPONENT | RESULT | RECORD | SCORERS | GOALTENDER(S) | PP | PK | SF-SA | ATTEND. |
|---|---------------|---------|--------|--|------------------------------|-----|------|-------|---------|
| 1 | 10/7 vs. CGY | T, 3-3* | 0-0-1 | Klima (p), Gratton (p), Selivanov (p) | Puppa | 3-8 | 5-6 | 32-24 | 22,735 |
| 2 | 10/12 vs. MTL | W, 3-1 | 1-0-1 | Klima (p), Klima (gw), Cullen | Puppa | 1-9 | 9-10 | 30-35 | 15,139 |
| 3 | 10/14 @ WSH | L, 0-2 | 1-1-1 | ----- | Bergeron | 0-7 | 5-5 | 21-27 | 9,223 |
| 4 | 10/15 vs. OTT | L, 4-7 | 1-2-1 | Burr, Selivanov, Klima (p), Cullen (p) | Puppa | 2-6 | 4-7 | 34-32 | 13,488 |
| 5 | 10/17 @ WPG | L, 2-5 | 1-3-1 | Ysebaert, Gratton | Bergeron (4-20), Puppa (1-1) | 0-4 | 2-3 | 36-21 | 6,770 |
| 6 | 10/19 @ CHI | W, 4-1 | 2-3-1 | Selivanov, Gratton (p-gw), Ysebaert, Gratton | Puppa | 1-6 | 6-7 | 24-25 | 16,197 |
| 7 | 10/21 @ DAL | T, 3-3* | 2-3-2 | Gavey (s), Gratton (p), Houlder (gt) | Puppa | 1-4 | 8-9 | 38-30 | 16,789 |
| 8 | 10/26 vs. NYR | T, 4-4* | 2-3-3 | Bellows (p), Selivanov, Bellows (p), Selivanov (p) | Puppa | 3-7 | 7-7 | 32-46 | 19,417 |

| # | OPPONENT | RESULT | RECORD | SCORERS | GOALTENDER(S) | PP | PK | SF-SA | ATTEND. |
|----|---------------|---------|----------|--|-------------------------------|------|-----|-------|---------|
| 9 | 10/28 vs. WSH | L, 2-4 | 2-4-3 | Burr, Cross | Puppa | 0-8 | 8-9 | 26-30 | 19,606 |
| 10 | 10/31 @ PHI | T, 2-2* | 2-4-4 | Bradley, Klima (p-gt) | Puppa | 1-5 | 2-9 | 29-43 | 16,936 |
| 11 | 11/1 @ PIT | L, 0-10 | 2-5-4 | ----- | Bergeron (17-27), Puppa (0-0) | 0-6 | 2-7 | 27-27 | 15,084 |
| 12 | 11/3 vs. NYI | W, 5-3 | 3-5-4 | Burr, Ysebaert (p), Klima (p), Bellows (gw), Klima (e) | Puppa | 2-2 | 4-6 | 23-25 | 9,073 |
| 13 | 11/5 @ FLA | L, 1-4 | 3-6-4 | Selivanov | Puppa | 0-4 | 4-4 | 26-33 | 11,252 |
| 14 | 11/8 @ NYR | L, 4-5 | 3-7-4 | Bellows (p), Hamrik (p), Selivanov (p), Zamuner | Wilkinson | 3-8 | 5-6 | 27-34 | 18,200 |
| 15 | 11/10 vs. EDM | L, 3-4* | 3-8-4 | Bradley (p), Ysebaert (p), Bellows (p) | Wilkinson | 3-6 | 6-6 | 34-37 | 20,361 |
| 16 | 11/12 vs. BUF | L, 4-6 | 3-9-4 | Burr, Klima, Bellows, Selivanov (p) | Wilkinson | 1-4 | 5-6 | 34-34 | 16,656 |
| 17 | 11/14 vs. BOS | W, 5-3 | 4-9-4 | Gratton, Ysebaert, Selivanov, Burr (gw), Selivanov | Puppa | 0-3 | 3-3 | 35-29 | 17,685 |
| 18 | 11/16 vs. TOR | L, 4-5* | 4-10-4 | Bradley, Bellows (p), Ysebaert, Gratton (p) | Puppa | 2-7 | 7-7 | 37-34 | 15,042 |
| 19 | 11/18 vs. VAN | W, 5-4* | 5-10-4 | Hamrik (p), Bradley (p), Ysebaert (p), Selivanov (p), Klima (gw) | Puppa | 4-8 | 3-4 | 31-47 | 15,528 |
| 20 | 11/22 vs. NJ | W, 3-1 | 6-10-4 | Bradley, Klima (gw), Gratton (p) | Puppa | 1-4 | 8-9 | 26-29 | 16,243 |
| 21 | 11/24 @ WSH | W, 2-1 | 7-10-4 | Burr, Ysebaert (gw) | Puppa | 0-2 | 4-4 | 27-15 | 15,117 |
| 22 | 11/25 @ NYI | W, 2-1 | 8-10-4 | Tucker (s), Bellows (p-gw) | Puppa | 1-4 | 6-6 | 38-30 | 11,871 |
| 23 | 11/27 vs. LA | W, 2-0 | 9-10-4 | Selivanov (gw), Selivanov | Puppa | 0-2 | 4-4 | 40-45 | 16,415 |
| 24 | 11/29 vs. HFD | T, 2-2* | 9-10-5 | Houlder, Hamrik (p-gt) | Puppa (2-12), Bergeron (0-22) | 1-7 | 4-5 | 35-34 | 15,203 |
| 25 | 12/1 @ NJ | L, 1-5 | 9-11-5 | Selivanov | Bergeron | 0-4 | 4-5 | 25-27 | 14,289 |
| 26 | 12/3 vs. PIT | L, 4-5 | 9-12-5 | Hamrik (p), Ysebaert, Selivanov, Zamuner | Bergeron | 1-8 | 3-4 | 36-22 | 16,466 |
| 27 | 12/6 vs. ANA | W, 2-1 | 10-12-5 | Hamrik (p), Selivanov (p-gw) | Bergeron | 2-6 | 7-7 | 43-18 | 17,260 |
| 28 | 12/8 vs. BOS | W, 3-1 | 11-12-5 | Klima (p), Gavey (p-gw), Ysebaert | Reese | 2-5 | 4-4 | 33-25 | 16,285 |
| 29 | 12/11 @ BUF | W, 6-1 | 12-12-5 | Burr (p), Zamuner (s-gw), Ysebaert (p), Gratton | Reese | 3-7 | 0-9 | 37-22 | 5,442 |
| 30 | 12/13 @ HFD | W, 3-2 | 13-12-5 | Bradley, Klima, Petit (gw) | Reese | 0-4 | 7-7 | 30-22 | 7,547 |
| 31 | 12/14 @ PHI | L, 0-4 | 13-13-5 | ----- | Reese | 0-5 | 6-7 | 18-31 | 17,163 |
| 32 | 12/16 vs. FLA | L, 2-7 | 13-14-5 | Ysebaert (s), Ysebaert | Reese | 0-3 | 5-8 | 27-37 | 16,241 |
| 33 | 12/19 vs. WPG | W, 6-3 | 14-14-5 | Bradley (p), Cross, Gavey, Gratton (p-gw), Gavey, Cullen | Reese | 2-9 | 5-7 | 43-23 | 16,581 |
| 34 | 12/21 vs. NJ | T, 2-2* | 14-14-6 | Ysebaert, Hamrik (gt) | Reese | 0-4 | 5-6 | 36-25 | 18,878 |
| 35 | 12/23 @ BOS | L, 5-7 | 14-15-6 | Wiener, Selivanov (p), Zamuner, Klima, Hamrik (p) | Reese (5-22), Bergeron (1-12) | 2-5 | 4-6 | 24-35 | 17,565 |
| 36 | 12/28 vs. MTL | W, 3-1 | 15-15-6 | Cullen, Bellows (p-gw), Zamuner (e) | Reese (0-3), Bergeron (1-24) | 1-4 | 5-5 | 26-27 | 26,415+ |
| 37 | 12/31 @ OTT | W, 3-0 | 16-15-6 | Bradley (p-gw), Hamrik, Zamuner (e) | Puppa | 1-5 | 0-6 | 26-18 | 8,522 |
| 38 | 1/2 @ CGY | L, 0-10 | 16-16-6 | ----- | Puppa (4-12), Bergeron (6-16) | 0-6 | 2-5 | 32-28 | 16,893 |
| 39 | 1/3 @ EDM | W, 5-0 | 17-16-6 | Cullen (p-gw), Klima, Klima, Petit, Zamuner | Puppa | 1-3 | 5-5 | 39-28 | 9,914 |
| 40 | 1/6 @ VAN | L, 2-9 | 17-17-6 | Klima, Klima (p) Bergeron (5-17) | Puppa (4-18), | 1-4 | 4-5 | 26-35 | 17,522 |
| 41 | 1/8 @ MTL | T, 3-3* | 17-17-7 | Selivanov, Bellows (p), Selivanov (gt) | Bergeron | 1-3 | 3-4 | 28-19 | 16,332 |
| 42 | 1/13 vs. OTT | W, 4-1 | 18-17-7 | Klima, Selivanov (p-gw), Bradley, Zamuner (s) | Puppa | 1-4 | 1-5 | 41-24 | 21,829 |
| 43 | 1/15 @ NYI | L, 2-3 | 18-18-7 | Selivanov (p), Bellows (p) | Puppa | 2-7 | 4-5 | 28-40 | 11,428 |
| 44 | 1/17 vs. SJ | W, 6-4 | 19-18-7 | Selivanov (p), Gavey, Andersson, Andersson, Bradley (gw), Gavey | Puppa | 1-3 | 4-5 | 31-34 | 18,546 |
| 45 | 1/22 @ MTL | W, 4-1 | 20-18-7 | Petit, Bradley (p-gw), Petit, Andersson | Puppa | 1-4 | 7-7 | 26-39 | 16,365 |
| 46 | 1/25 @ BOS | L, 3-4 | 20-19-7 | Cullen, Shaw, Hamrik (p) | Puppa | 1-2 | 1-2 | 32-31 | 17,382 |
| 47 | 1/27 @ STL | L, 1-2 | 20-20-7 | Gratton | Puppa | 0-5 | 5-5 | 24-35 | 18,862 |
| 48 | 1/31 vs. PIT | W, 4-1 | 21-20-7 | Bradley, Cullen (gw), Cullen (p), Gratton | Puppa | 1-5 | 4-5 | 37-24 | 24,345 |
| 49 | 2/3 vs. FLA | L, 3-5 | 21-21-7 | Houlder (p), Zamuner (s), Cullen | Reese | 1-5 | 3-6 | 29-24 | 20,828 |
| 50 | 2/4 @ BUF | W, 5-2 | 22-21-7 | Wiemer (p), Cullen (p), Gratton (gw), Burr, Zamuner | Puppa | 2-6 | 5-6 | 33-28 | 1,424 |
| 51 | 2/7 @ COL | T, 4-4* | 22-21-8 | Selivanov, Cullen (p), Andersson, Klima | Puppa | 1-4 | 4-5 | 22-38 | 16,061 |
| 52 | 2/10 vs. DET | L, 2-3* | 22-22-8 | Wiemer (p), Andersson | Puppa | 1-5 | 2-4 | 30-32 | 22,636 |
| 53 | 2/11 vs. NYR | L, 2-6 | 22-23-8 | Klima, Bellows | Reese | 0-5 | 507 | 30-27 | 22,708 |
| 54 | 2/13 vs. STL | L, 2-3 | 22-24-8 | Wiemer (p), Bradley (p) | Puppa | 2-4 | 3-3 | 20-39 | 14,656 |
| 55 | 2/15 vs. COL | W, 4-2 | 23-24-8 | Klima, Bellows, Selivanov (gw), Gratton (p) | Reese | 1-4 | 5-5 | 39-24 | 15,137 |
| 56 | 2/17 vs. PHI | W, 5-2 | 24-24-8 | Bradley, Hamrik (p), Zamuner (gw), Burr, Bradley | Reese | 1-5 | 5-5 | 29-26 | 21,007 |
| 57 | 2/19 vs. DAL | W, 4-2 | 25-24-8 | Hamrik (p), Andersson, Zamuner (gw), Bradley (e) | Puppa | 1-4 | 6-6 | 37-31 | 16,968 |
| 58 | 2/21 @ TOR | W, 3-2* | 26-24-8 | Houlder (p), Zamuner, Bellows (gw) | Puppa | 1-5 | 4-4 | 47-31 | 15,746 |
| 59 | 2/23 @ NYI | W, 3-2* | 27-24-8 | Cullen (p), Cullen, Zamuner (gw) | Puppa | 1-10 | 5-5 | 43-21 | 11,776 |
| 60 | 2/24 @ DET | L, 0-2 | 27-25-8 | ----- | Reese | 0-2 | 4-5 | 25-29 | 19,983 |
| 61 | 2/28 @ LA | W, 5-1 | 28-25-8 | Burr, Bradley (gw), Gratton, Plavsic, Ciccone | Puppa | 0-1 | 4-4 | 35-32 | 11,405 |
| 62 | 3/1 @ SJ | W, 7-3 | 29-25-8 | Bellows, Bellows (p), Wiemer (p), Wiemer (gw), Wiemer, Bellows, Tucker | Puppa | 2-3 | 2-3 | 34-23 | 17,190 |
| 63 | 3/3 @ ANA | T, 2-2* | 29-25-9 | Houlder (p), Bradley (p) | Puppa | 2-5 | 1-5 | 23-23 | 17,174 |
| 64 | 3/5 vs. CHI | W, 2-0 | 30-25-9 | Hamrik (gw), Hamrik (p) | Puppa | 1-7 | 4-4 | 30-20 | 19,008 |
| 65 | 3/7 vs. NYR | W, 5-2 | 31-25-9 | Bellows, Bellows (p), Tucker | Reese (2-19), Wilkinson (0-7) | 2-5 | 3-5 | 33-26 | 18,090 |
| 66 | 3/10 vs. WSH | W, 1-0 | 32-25-9 | Cullen (gw) | Puppa | 0-3 | 2-2 | 18-28 | 21,323 |
| 67 | 3/13 @ PHI | T, 1-1* | 32-25-10 | Burr | Puppa | 0-6 | 7-8 | 24-43 | 17,380 |
| 68 | 3/15 @ NJ | L, 0-5 | 32-26-10 | ----- | Puppa (4-21), Reese (1-17) | 0-2 | 0-2 | 32-38 | 18,328 |
| 69 | 3/17 @ OTT | L, 0-5 | 32-27-10 | ----- | Puppa (3-11), Reese (2-15) | 0-6 | 7-9 | 30-26 | 15,102 |
| 70 | 3/18 @ HFD | L, 3-6 | 32-28-10 | Bradley (p), Cullen, Wiemer | Reese | 1-3 | 4-5 | 39-42 | 11,440 |
| 71 | 3/21 vs. WSH | T, 3-3* | 32-28-11 | Ysebaert, Selivanov, Selivanov (gt) | Puppa | 0-5 | 4-4 | 22-34 | 17,737 |
| 72 | 3/23 vs. FLA | W, 4-2 | 33-28-11 | Klima (p), Selivanov (p), Bradley (gw), Poeschek (e) | Puppa | 2-4 | 2-3 | 34-22 | 21,035 |
| 73 | 3/26 vs. NJ | L, 4-6 | 33-29-11 | Wiemer, Burr, Bradley (p), Bradley | Puppa | 1-4 | 0-1 | 38-34 | 18,200 |
| 74 | 3/30 @ FLA | W, 2-1 | 34-29-11 | Zamuner, Ulanov (gw) | Puppa | 0-2 | 4-4 | 31-27 | 14,703 |
| 75 | 3/31 @ WSH | T, 1-1* | 34-29-12 | Hamrik (gt) | Puppa | 0-3 | 4-4 | 24-24 | 18,130 |
| 76 | 7/3 vs. HFD | W, 4-2 | 35-29-12 | Ulanov, Gavey, Andersson (gw), Hamrik (p) | Puppa | 1-4 | 2-3 | 40-36 | 22,576 |
| 77 | 7/5 vs. BUF | L, 3-4 | 35-30-12 | Bellows (p), Gratton, Andersson | Puppa | 1-4 | 4-5 | 43-22 | 22,523 |
| 78 | 4/6 @ PIT | L, 1-2 | 35-31-12 | Bellows | Puppa | 0-4 | 3-3 | 40-28 | 17,321 |
| 79 | 4/8 vs. NYI | W, 4-3 | 36-31-12 | Gratton, Selivanov, Bellows, Gavey (gw) | Puppa | 0-5 | 3-3 | 29-26 | 20,825 |
| 80 | 4/10 @ FLA | W, 2-1 | 37-31-12 | Bradley (p), Hamrik (gw) | Puppa | 2-6 | 7-8 | 22-26 | 14,703 |
| 81 | 4/12 @ NYR | W, 3-2 | 38-31-12 | Ysebaert, Selivanov (p), Selivanov (gw) | Puppa | 1-4 | 0-4 | 29-24 | 18,020 |
| 82 | 4/14 vs. PHI | L, 1-3 | 38-32-12 | Selivanov (p) | Reese | 1-4 | 3-3 | 29-34 | 23,699 |

1994-1995 STATS

1994-1995 INDIVIDUAL SCORING
(17-28-3, 37 pts., 6th Atlantic Division)

PLAYERS

| PLAYER | GP | G | A | PTS | PIM | +/- | PP | SH | GW | GT | S |
|-----------------------|----|----|----|-----|-----|-----|----|----|----|----|-----|
| Brian Bradley | 46 | 13 | 27 | 40 | 42 | -6 | 3 | 0 | 2 | 0 | 111 |
| Paul Ysebaert (TOT) | 44 | 12 | 16 | 28 | 18 | 3 | 0 | 0 | 1 | 0 | 93 |
| (TB) | 29 | 8 | 11 | 19 | 12 | -1 | 0 | 0 | 0 | 0 | 70 |
| (CHI) | 15 | 4 | 5 | 9 | 6 | 4 | 0 | 0 | 1 | 0 | 23 |
| Chris Gratton | 46 | 7 | 20 | 27 | 89 | -2 | 2 | 0 | 0 | 0 | 91 |
| Petr Klima | 47 | 13 | 13 | 26 | 26 | -13 | 4 | 0 | 3 | 0 | 75 |
| John Tucker | 46 | 12 | 13 | 25 | 14 | -10 | 2 | 0 | 1 | 0 | 81 |
| Roman Hamrlík | 48 | 12 | 11 | 23 | 86 | -18 | 7 | 1 | 2 | 0 | 134 |
| Alexander Semak (TOT) | 41 | 7 | 11 | 18 | 25 | -7 | 0 | 0 | 1 | 0 | 71 |
| (TB) | 22 | 5 | 5 | 10 | 12 | -3 | 0 | 0 | 1 | 0 | 39 |
| (NJ) | 19 | 2 | 6 | 8 | 13 | -4 | 0 | 0 | 0 | 0 | 32 |
| Alex Selivanov* | 43 | 10 | 6 | 16 | 14 | -2 | 4 | 0 | 3 | 0 | 94 |
| Rob Zamuner | 43 | 9 | 6 | 15 | 24 | -3 | 0 | 3 | 1 | 0 | 74 |
| Marc Bureau | 48 | 2 | 12 | 14 | 30 | -8 | 0 | 1 | 0 | 1 | 72 |
| Mikael Andersson | 36 | 4 | 7 | 11 | 4 | -3 | 0 | 0 | 0 | 0 | 36 |
| Enrico Ciccone | 41 | 2 | 4 | 6 | 225 | 3 | 0 | 0 | 0 | 0 | 43 |
| Marc Bergevin | 44 | 2 | 4 | 6 | 51 | -6 | 0 | 1 | 0 | 0 | 32 |
| Cory Cross* | 43 | 1 | 5 | 6 | 41 | -6 | 0 | 0 | 1 | 0 | 35 |
| Bob Halkidis (TOT) | 31 | 1 | 4 | 5 | 46 | -10 | 0 | 0 | 0 | 0 | 25 |
| (TB) | 27 | 1 | 3 | 4 | 40 | -12 | 0 | 0 | 0 | 0 | 25 |
| (DET) | 4 | 0 | 1 | 1 | 6 | 2 | 0 | 0 | 0 | 0 | 0 |
| Jason Wiemer* | 36 | 1 | 4 | 5 | 44 | -2 | 0 | 0 | 0 | 0 | 10 |
| Eric Charron* | 45 | 1 | 4 | 5 | 26 | 1 | 0 | 0 | 0 | 0 | 33 |
| Adrien Plavsic (TOT) | 18 | 2 | 2 | 4 | 8 | 8 | 0 | 0 | 0 | 0 | 35 |
| (TB) | 15 | 2 | 1 | 3 | 4 | 5 | 0 | 0 | 0 | 0 | 24 |
| (VAN) | 3 | 0 | 1 | 1 | 4 | 3 | 0 | 0 | 0 | 0 | 11 |
| Brantt Myhres* | 15 | 2 | 0 | 2 | 81 | -2 | 0 | 0 | 1 | 0 | 4 |
| Rudy Poeschek | 25 | 1 | 1 | 2 | 92 | 0 | 0 | 0 | 0 | 0 | 14 |
| Ben Hankinson* (TOT) | 26 | 0 | 2 | 2 | 13 | -5 | 0 | 0 | 0 | 0 | 26 |
| (TB) | 18 | 0 | 2 | 2 | 6 | 1 | 0 | 0 | 0 | 0 | 18 |
| (NJ) | 8 | 0 | 0 | 0 | 7 | -6 | 0 | 0 | 0 | 0 | 8 |
| Brent Grétzky* | 3 | 0 | 1 | 1 | 0 | -2 | 0 | 0 | 0 | 0 | 1 |
| Daren Puppa | 36 | 0 | 1 | 1 | 2 | 0 | 0 | 0 | 0 | 0 | 0 |
| Gerard Gallant | 1 | 0 | 0 | 0 | 0 | 0 | 0 | 0 | 0 | 0 | 1 |
| Chris LiPuma | 1 | 0 | 0 | 0 | 0 | 2 | 0 | 0 | 0 | 0 | 1 |
| J.C. Bergeron | 17 | 0 | 0 | 0 | 2 | 0 | 0 | 0 | 0 | 0 | 0 |

TRADED PLAYERS

| PLAYER | GP | G | A | PTS | +/- | PIM | PP | SH | GW | GT | S |
|---------------------|----|---|----|-----|-----|-----|----|----|----|----|----|
| Shawn Chambers (TB) | 24 | 2 | 12 | 14 | 6 | 0 | 1 | 0 | 0 | 0 | 44 |
| Danton Cole (TB) | 26 | 3 | 3 | 6 | 6 | -1 | 1 | 0 | 0 | 0 | 56 |
| Jim Cummins (TB) | 10 | 1 | 0 | 1 | 41 | -3 | 0 | 0 | 1 | 0 | 3 |
| Denis Savard (TB) | 31 | 6 | 11 | 17 | 10 | -6 | 1 | 0 | 1 | 0 | 56 |
| Rich Sutter (TB) | 4 | 0 | 0 | 0 | 0 | 0 | 0 | 0 | 0 | 0 | 3 |

GOALTENDERS

| GOALTENDER | GP | MIN | AVG | W | L | T | EN | SO | GA | SVS | SV% |
|---------------|----|------|------|----|----|---|----|----|----|-----|------|
| Daren Puppa | 36 | 2013 | 2.68 | 14 | 19 | 2 | 4 | 1 | 90 | 946 | .905 |
| J.C. Bergeron | 17 | 883 | 3.33 | 3 | 9 | 1 | 1 | 1 | 49 | 374 | .869 |

1994-1995 GAME-BY-GAME RESULTS

| # | OPPONENT | RESULT | RECORD | SCORERS | GOALTENDER(S) | PP | PK | SF-SA | ATTEND. |
|----|--------------|---------|---------|--|-------------------------------|-----|-----|-------|---------|
| 1 | 1/20 vs. PIT | L, 3-5 | 0-1-0 | Selivanov, Poeschek, Bergevin (s) | Puppa | 0-0 | 0-0 | 33-30 | 26,387* |
| 2 | 1/22 vs. BUF | L, 2-5 | 0-2-0 | Klima, Cole (p) | Bergeron | 1-5 | 4-5 | 27-19 | 22,952 |
| 3 | 1/25 vs. FLA | W, 3-2 | 1-2-0 | Tucker, Bradley (p), Hamrlík (s-gw) | Puppa | 1-5 | 2-4 | 29-28 | 20,277 |
| 4 | 1/26 @ FLA | L, 2-4 | 1-3-0 | Klima, Cole | Puppa | 0-2 | 2-3 | 35-22 | 13,147 |
| 5 | 1/28 @ NYI | W, 4-1 | 2-3-0 | Tucker, Bradley (gw), Klima, Klima | Puppa | 1-4 | 6-6 | 22-24 | 11,808 |
| 6 | 1/31 vs. MTL | W, 4-1 | 3-3-0 | Zamuner, Hamrlík (gw), Gratton, Tucker (e) | Puppa | 0-3 | 4-5 | 30-20 | 15,411 |
| 7 | 2/2 @ NYR | T, 3-3* | 3-3-1 | Klima, Hamrlík, Bureau (s-gt) | Puppa | 0-5 | 3-3 | 28-29 | 18,200 |
| 8 | 2/4 @ PIT | L, 3-6 | 3-4-1 | Tucker, Hamrlík (p), Chambers | Bergeron | 1-3 | 2-3 | 40-25 | 15,716 |
| 9 | 2/5 @ BUF | L, 1-2 | 3-5-1 | Klima | Puppa | 0-5 | 4-4 | 16-32 | 13,133 |
| 10 | 2/7 vs. NYI | W, 5-2 | 4-5-1 | Gratton, Zamuner (s), Selivanov (gw), Bergevin, Hamrlík | Puppa | 0-5 | 6-7 | 16-32 | 16,036 |
| 11 | 2/10 vs. HFD | W, 4-3 | 5-5-1 | Bradley, Andersson, Selivanov, Klima (p-gw) | Puppa | 1-2 | 4-4 | 18-36 | 16,639 |
| 12 | 2/11 vs. NYR | L, 2-3 | 5-6-1 | Klima, Andersson | Puppa | 0-5 | 4-4 | 25-15 | 26,095+ |
| 13 | 2/14 vs. PHI | L, 2-5 | 5-7-1 | Ciccone, Klima | Puppa | 0-3 | 2-3 | 37-29 | 16,699 |
| 14 | 2/17 vs. OTT | L, 1-2 | 5-8-1 | Cole | Puppa | 0-6 | 3-3 | 40-25 | 16,131 |
| 15 | 2/18 vs. BOS | W, 3-1 | 6-8-1 | Hamrlík (p), Cummins (gw), Zamuner (e) | Puppa | 1-4 | 3-4 | 19-25 | 24,875 |
| 16 | 2/20 vs. NYR | L, 1-3 | 6-9-1 | Tucker | Puppa | 0-2 | 2-2 | 15-18 | 24,224 |
| 17 | 2/23 @ NYI | W, 4-1 | 7-9-1 | Zamuner, Klima (p-gw), Savard, Savard (e) | Puppa | 1-3 | 3-4 | 21-28 | 10,773 |
| 18 | 2/24 @ PIT | W, 4-2 | 8-9-1 | Bradley, Savard, Savard (gw), Bradley (p-e) | Bergeron | 1-3 | 4-6 | 27-24 | 16,701 |
| 19 | 2/26 @ WSH | T, 1-1* | 8-9-2 | Ciccone | Puppa | 0-0 | 3-3 | 17-23 | 12,391 |
| 20 | 3/1 @ QUE | L, 2-8 | 8-10-2 | Tucker, Chambers (p) | Puppa (6-23), Bergeron (2-5) | 1-6 | 1-3 | 29-28 | 13,131 |
| 21 | 3/2 @ OTT | W, 3-2* | 9-10-2 | Halkidis, Bradley, Bradley (gw) | Puppa | 0-1 | 5-5 | 31-34 | 9,114 |
| 22 | 3/4 @ HFD | L, 2-3* | 9-11-2 | Tucker, Tucker | Puppa | 0-2 | 3-3 | 25-29 | 9,151 |
| 23 | 3/7 vs. PHI | L, 3-4 | 9-12-2 | Klima (p), Myhres, Ysebaert | Puppa | 1-3 | 5-5 | 26-37 | 21,827 |
| 24 | 3/10 vs. NJ | L, 2-3 | 9-13-2 | Tucker, Hamrlík | Puppa | 0-6 | 7-8 | 27-28 | 23,649 |
| 25 | 3/12 @ WSH | L, 1-3 | 9-14-2 | Klima (p) | Bergeron | 1-4 | 3-4 | 23-32 | 11,493 |
| 26 | 3/13 vs. WSH | L, 0-3 | 9-15-2 | ----- | Puppa | 0-4 | 6-7 | 16-32 | 17,094 |
| 27 | 3/18 @ NJ | W, 2-1 | 10-15-2 | Selivanov (p), Tucker (gw) | Puppa | 1-3 | 5-5 | 32-22 | 17,690 |
| 28 | 3/19 @ BUF | W, 6-1 | 11-15-2 | Gratton (p), Selivanov (p-gw), Savard (p), Selivanov (p), Hamrlík (p), Bradley | Puppa | 5-7 | 5-6 | 39-25 | 15,508 |
| 29 | 3/24 vs. BOS | L, 3-4* | 11-16-2 | Bureau, Selivanov, Savard | Puppa | 0-3 | 0-1 | 26-30 | 24,464 |
| 30 | 3/27 vs. MTL | W, 3-2* | 12-16-2 | Hamrlík (p), Bradley, | Puppa | 1-5 | 3-4 | 31-31 | 15,959 |
| 31 | 3/29 vs. WSH | L, 2-4 | 12-17-2 | Hamrlík (p), Gratton (p) | Puppa (3-16), Bergeron (1-13) | 2-6 | 3-5 | 26-29 | 14,926 |
| 32 | 3/31 vs. HFD | W, 2-0 | 13-17-2 | Selivanov (gw), Andersson | Puppa | 0-1 | 4-4 | 26-25 | 17,961 |
| 33 | 4/2 vs. FLA | L, 1-4 | 13-18-2 | Ysebaert | Puppa | 0-1 | 3-3 | 27-27 | 21,557 |
| 34 | 4/4 @ NJ | T, 1-1* | 13-18-3 | Semak | Bergeron | 0-1 | 2-2 | 26-26 | 13,735 |
| 35 | 4/6 @ PHI | L, 4-5 | 13-19-3 | Zamuner, Semak, Andersson, Hamrlík (p) | Bergeron | 1-2 | 2-3 | 22-30 | 17,245 |
| 36 | 4/8 @ BOS | L, 1-5 | 13-20-3 | Semak | Puppa (2-8), Bergeron (3-19) | 0-4 | 3-4 | 18-27 | 14,448 |
| 37 | 4/9 @ HFD | W, 3-0 | 14-20-3 | Semak (gw), Ysebaert, Gratton (e) | Bergeron | 0-2 | 4-4 | 24-23 | 10,725 |
| 38 | 4/11 vs. NYI | W, 5-2 | 15-20-3 | Zamuner, Tucker, Zamuner (s-gw), Plavsic, Ysebaert | Bergeron | 1-4 | 5-5 | 34-31 | 18,922 |
| 39 | 4/14 @ PHI | L, 2-3 | 15-21-3 | Ysebaert, Bradley | Bergeron | 0-3 | 3-4 | 20-24 | 17,380 |
| 40 | 4/16 @ FLA | L, 1-4 | 15-22-3 | Zamuner (s) | Bergeron | 0-6 | 4-5 | 25-23 | 13,232 |
| 41 | 4/18 vs. NJ | W, 3-2 | 16-22-3 | Zamuner, Hamrlík (p), Cross (gw) | Puppa | 1-3 | 3-3 | 22-35 | 18,202 |
| 42 | 4/20 vs. QUE | W, 5-2 | 17-22-3 | Selivanov, Tucker, Myhres (gw), Wiemer, Ysebaert (e) | Puppa | 0-4 | 5-6 | 30-30 | 17,705 |
| 43 | 4/22 @ MTL | L, 1-3 | 17-23-3 | Ysebaert | Puppa | 0-4 | 2-4 | 32-32 | 17,251 |
| 44 | 4/24 vs. BUF | L, 1-3 | 17-24-3 | Selivanov (p) | Puppa | 1-6 | 5-6 | 24-29 | 18,738 |
| 45 | 4/26 @ NYR | L, 4-6 | 17-25-3 | Plavsic, Bradley, Gratton, Bradley (p) | Puppa (4-34), Bergeron (1-13) | 1-4 | 1-3 | 41-48 | 18,200 |
| 46 | 4/27 @ OTT | L, 1-6 | 17-26-3 | Gratton | Puppa (3-8), Bergeron (3-14) | 0-5 | 5-5 | 29-22 | 9,291 |
| 47 | 4/29 @ QUE | L, 1-4 | 17-27-3 | Charron | Bergeron | 0-4 | 3-4 | 29-21 | 15,399 |
| 48 | 5/3 vs. OTT | L, 3-4 | 17-28-3 | Bradley, Semak, Ysebaert | Bergeron | 0-3 | 4-4 | 24-29 | 21,689 |

* Overtime
** Shootout
+ (p) Sellout
Power Play Goal
(s) (x) Shorthanded Goal
Shootout Game-Winner
(y) Overtime Game-Winner
(EV-PS) Successful Penalty Shot



1993-1994 STATS

1993-1994 INDIVIDUAL SCORING
(30-43-11, 71 pts., 7th Atlantic Division)

PLAYERS

| PLAYER | GP | G | A | PTS | PIM | +/- | PP | SH | GW | GT | S |
|----------------------|----|----|----|-----|-----|-----|----|----|----|----|-----|
| Brian Bradley | 78 | 24 | 40 | 64 | 56 | -8 | 6 | 0 | 2 | 0 | 180 |
| Petr Klima | 75 | 28 | 27 | 55 | 76 | -15 | 10 | 0 | 2 | 0 | 167 |
| Denis Savard | 74 | 18 | 28 | 46 | 106 | -1 | 2 | 1 | 2 | 0 | 181 |
| Danton Cole | 81 | 20 | 23 | 43 | 32 | 7 | 8 | 1 | 4 | 0 | 149 |
| Chris Gratton* | 84 | 13 | 29 | 42 | 123 | -25 | 5 | 1 | 2 | 1 | 161 |
| John Tucker | 66 | 17 | 23 | 40 | 28 | 9 | 2 | 0 | 6 | 1 | 126 |
| Shawn Chambers | 66 | 11 | 23 | 34 | 23 | -6 | 6 | 1 | 1 | 0 | 142 |
| Chris Joseph (TOT) | 76 | 11 | 20 | 31 | 136 | -21 | 8 | 0 | 0 | 0 | 179 |
| (TB) | 66 | 10 | 19 | 29 | 108 | -13 | 7 | 0 | 0 | 0 | 154 |
| (EDM) | 10 | 1 | 1 | 2 | 28 | -8 | 1 | 0 | 0 | 0 | 25 |
| Pat Elynuik (TOT) | 67 | 13 | 15 | 28 | 64 | -21 | 4 | 1 | 1 | 0 | 111 |
| (TB) | 63 | 12 | 14 | 26 | 64 | -18 | 3 | 1 | 1 | 0 | 103 |
| (WSH) | 4 | 1 | 1 | 2 | 0 | -3 | 1 | 0 | 0 | 0 | 8 |
| Mikael Andersson | 76 | 13 | 12 | 25 | 23 | 8 | 1 | 1 | 2 | 1 | 136 |
| Roman Hamrlík | 64 | 3 | 18 | 21 | 135 | -14 | 0 | 0 | 0 | 0 | 158 |
| Adam Creighton | 53 | 10 | 10 | 20 | 37 | -7 | 2 | 0 | 1 | 0 | 77 |
| Marc Bergevin | 83 | 1 | 15 | 16 | 87 | -5 | 0 | 0 | 1 | 0 | 76 |
| Marc Bureau | 75 | 8 | 7 | 15 | 30 | -9 | 0 | 1 | 1 | 0 | 110 |
| Gerard Gallant | 51 | 4 | 9 | 13 | 74 | -6 | 1 | 0 | 2 | 0 | 45 |
| Rob Zamuner | 59 | 6 | 6 | 12 | 42 | -9 | 0 | 0 | 1 | 0 | 109 |
| Rudy Poeschek | 71 | 3 | 6 | 9 | 118 | 3 | 0 | 0 | 1 | 1 | 46 |
| Bill McDougall | 22 | 3 | 3 | 6 | 8 | -4 | 1 | 0 | 0 | 1 | 26 |
| Chris LiPuma* | 27 | 0 | 4 | 4 | 77 | 1 | 0 | 0 | 0 | 0 | 20 |
| Jason Ruff* | 6 | 1 | 2 | 3 | 2 | 2 | 0 | 0 | 0 | 0 | 14 |
| Brent Gretzky* | 10 | 1 | 2 | 3 | 2 | 0 | 0 | 0 | 0 | 0 | 14 |
| Jim Cummins* (TOT) | 26 | 1 | 2 | 3 | 84 | -1 | 0 | 0 | 0 | 0 | 20 |
| (TB) | 4 | 0 | 0 | 0 | 13 | -1 | 0 | 0 | 0 | 0 | 3 |
| (PHI) | 22 | 1 | 2 | 3 | 71 | 0 | 0 | 0 | 0 | 0 | 17 |
| Enrico Ciccone (TOT) | 57 | 1 | 2 | 3 | 226 | -4 | 0 | 0 | 0 | 0 | 33 |
| (TB) | 11 | 0 | 1 | 1 | 52 | -2 | 0 | 0 | 0 | 0 | 10 |
| (WSH) | 46 | 1 | 1 | 2 | 174 | -2 | 0 | 0 | 0 | 0 | 23 |
| Daren Puppa | 63 | 0 | 1 | 1 | 2 | 0 | 0 | 0 | 0 | 0 | 0 |
| Jason Lafreniere | 1 | 0 | 0 | 0 | 0 | -1 | 0 | 0 | 0 | 0 | 2 |
| J.C. Bergeron | 3 | 0 | 0 | 0 | 0 | 0 | 0 | 0 | 0 | 0 | 0 |
| Eric Charron* | 4 | 0 | 0 | 0 | 2 | 0 | 0 | 0 | 0 | 0 | 1 |
| Cory Cross* | 5 | 0 | 0 | 0 | 6 | -3 | 0 | 0 | 0 | 0 | 5 |
| Normand Rochefort | 6 | 0 | 0 | 0 | 10 | -1 | 0 | 0 | 0 | 0 | 4 |
| Wendell Young | 9 | 0 | 0 | 0 | 4 | 0 | 0 | 0 | 0 | 0 | 0 |

TRADED PLAYERS

| PLAYER | GP | G | A | PTS | +/- | PIM | PP | SH | GW | GT | S |
|----------------------|----|---|----|-----|-----|-----|----|----|----|----|----|
| Bob Beers (TB) | 16 | 1 | 5 | 6 | 12 | -11 | 1 | 0 | 0 | 0 | 35 |
| Tim Bergland (TB) | 51 | 6 | 5 | 11 | 6 | -14 | 0 | 0 | 0 | 0 | 61 |
| Rob DiMaio (TB) | 39 | 8 | 7 | 15 | 40 | -5 | 2 | 0 | 1 | 0 | 51 |
| Donald Dufresne (TB) | 51 | 2 | 6 | 8 | 48 | -2 | 0 | 0 | 0 | 0 | 49 |
| Pat Jablonski (TB) | 15 | 0 | 0 | 0 | 0 | 0 | 0 | 0 | 0 | 0 | 0 |
| Joe Reekie (TB) | 73 | 1 | 11 | 12 | 127 | 8 | 0 | 0 | 0 | 0 | 88 |

GOALTENDERS

| GOALTENDER | GP | MIN | AVG | W | L | T | EN | SO | GA | SVS | SV% |
|---------------|----|------|------|----|----|---|----|----|-----|------|------|
| Wendell Young | 9 | 480 | 2.50 | 2 | 3 | 1 | 1 | 1 | 20 | 211 | .905 |
| Daren Puppa | 63 | 3653 | 2.71 | 22 | 33 | 6 | 4 | 4 | 165 | 1637 | .899 |
| J.C. Bergeron | 3 | 134 | 3.13 | 1 | 1 | 1 | 0 | 0 | 7 | 69 | .899 |

1993-1994 GAME-BY-GAME RESULTS

| # | OPPONENT | RESULT | RECORD | SCORERS | GOALTENDER(S) | PP | PK | SF-SA | ATTEND. |
|---|---------------|---------|--------|--|---------------|-----|-----|-------|---------|
| 1 | 10/6 @ NJ | L, 1-2 | 0-1-0 | Klima (p) | Puppa | 1-3 | 1-1 | 18-43 | 12,946 |
| 2 | 10/7 @ NYR | L, 4-5 | 0-2-0 | McDougall, Savard, McDougall, Beers (p) | Jablonski | 1-4 | 0-1 | 19-38 | 16,596 |
| 3 | 10/9 vs. FLA | L, 0-2 | 0-3-0 | --- | Puppa | 0-8 | 5-6 | 35-22 | 27,227* |
| 4 | 10/14 vs. PIT | W, 3-2 | 1-3-0 | Cole, Bradley (p), Tucker (gw) | Puppa | 1-7 | 1-1 | 40-28 | 10,132 |
| 5 | 10/16 vs. OTT | W, 4-1 | 2-3-0 | Savard (p), Tucker (gw), | Puppa | 1-6 | 6-7 | 36-27 | 18,238 |
| 6 | 10/17 @ FLA | T, 3-3* | 2-3-1 | Bradley (p), Dufresne, McDougall (p-gt) | Puppa | 2-5 | 4-6 | 29-29 | 13,059 |
| 7 | 10/20 vs. LA | L, 3-4 | 2-4-1 | Tucker, Gratton (p), Cole | Puppa | 1-8 | 1-3 | 28-22 | 21,536 |
| 8 | 10/22 vs. NYR | W, 4-1 | 3-4-1 | Andersson, Cole (gw), Bradley (p), Gratton (s) | Puppa | 1-5 | 5-6 | 29-34 | 18,667 |

| # | OPPONENT | RESULT | RECORD | SCORERS | GOALTENDER(S) | PP | PK | SF-SA | ATTEND. |
|----|---------------|---------|----------|--|--------------------------------|-----|-----|-------|---------|
| 9 | 10/23 vs. TOR | L, 0-2 | 3-5-1 | ----- | Puppa | 0-4 | 4-4 | 25-26 | 22,880 |
| 10 | 10/27 vs. WPG | L, 3-4 | 3-6-1 | Andersson, Savard, Elynuik (p) | Puppa | 1-4 | 2-3 | 30-23 | 16,006 |
| 11 | 10/29 vs. NYI | L, 2-4 | 3-7-1 | Tucker | Puppa | 0-6 | 5-6 | 34-25 | 12,976 |
| 12 | 10/30 @ FLA | L, 1-2* | 3-8-1 | Bergland, Elynuik | Puppa | 0-6 | 2-3 | 28-19 | 22,332 |
| 13 | 11/2 @ QUE | L, 2-8 | 3-9-1 | Gratton (p), Gretzky | Jablonski | 1-5 | 1-1 | 43-21 | 13,635 |
| 14 | 11/3 @ MTL | L, 0-1 | 3-10-1 | ----- | Puppa | 0-4 | 3-3 | 37-21 | 16,500 |
| 15 | 11/6 @ BOS | T, 1-1* | 3-10-2 | Poeschek (gt) | Puppa | 0-1 | 2-2 | 28-42 | 13,972 |
| 16 | 11/8 @ NYR | L, 3-6 | 3-11-2 | Klima, Dufresne, Bradley | Puppa | 0-5 | 3-4 | 31-38 | 16,618 |
| 17 | 11/11 vs. WSH | L, 1-4 | 3-12-2 | Klima | Puppa | 0-5 | 1-2 | 34-23 | 19,370 |
| 18 | 11/13 vs. QUE | W, 4-3 | 4-12-2 | Tucker, Andersson, Joseph, Savard (gw) | Puppa | 0-3 | 3-3 | 29-31 | 19,691 |
| 19 | 11/17 @ DAL | L, 3-4 | 4-13-2 | Cole (s), Joseph, Bradley | Puppa | 0-3 | 2-4 | 20-32 | 14,976 |
| 20 | 11/19 vs. NYR | L, 3-5 | 4-14-2 | Zamuner, Andersson, Bureau | Puppa | 0-5 | 2-3 | 31-38 | 19,993 |
| 21 | 11/20 vs. CHI | W, 4-3 | 5-14-2 | Klima, Klima, Bradley, Tucker (gw) | Jablonski | 0-4 | 3-4 | 37-24 | 22,086 |
| 22 | 11/24 vs. HFD | W, 4-1 | 6-14-2 | Bradley, Bradley (gw), Poeschek, Elynuik | Puppa | 0-2 | 5-5 | 30-29 | 19,374 |
| 23 | 11/26 @ PHI | L, 0-3 | 6-15-2 | ----- | Puppa | 0-6 | 3-3 | 27-22 | 17,380 |
| 24 | 11/27 vs. PHI | L, 3-4* | 6-16-2 | Bradley, Klima, Cole (p) | Puppa | 1-4 | 2-3 | 33-36 | 21,896 |
| 25 | 12/1 vs. BUF | L, 0-3 | 6-17-2 | ----- | Puppa | 0-2 | 2-2 | 33-26 | 18,386 |
| 26 | 12/4 @ LA | W, 5-4 | 7-17-2 | Klima (p), Klima, Andersson (p), Bureau, Cole (p-gw) | Jablonski | 3-7 | 1-6 | 23-34 | 15,091 |
| 27 | 12/5 @ ANA | W, 4-2 | 8-17-2 | Cole (p), Klima, Bureau (p-gw), Bradley (e) | Puppa | 1-5 | 7-7 | 23-41 | 16,480 |
| 28 | 12/7 @ SJ | W, 3-1 | 9-17-2 | Savard, Creighton (gw), Bradley (p) | Puppa | 1-4 | 6-6 | 24-20 | 14,868 |
| 29 | 12/11 vs. PIT | L, 3-6 | 9-18-2 | Bradley, Creighton, Bureau | Puppa | 0-6 | 1-4 | 34-29 | 23,907 |
| 30 | 12/14 vs. MTL | T, 1-1* | 9-18-3 | Andersson (gt) | Jablonski | 0-4 | 4-4 | 34-20 | 9,433 |
| 31 | 12/15 vs. OTT | W, 4-3 | 10-18-3 | Elynuik, Klima, Chambers, Klima (gw) | Jablonski | 1-6 | 5-6 | 24-17 | 16,155 |
| 32 | 12/18 vs. BOS | L, 3-5 | 10-19-3 | Elynuik (p), Savard, Gratton (p) | Puppa | 2-4 | 2-3 | 31-36 | 23,336 |
| 33 | 12/19 @ BUF | T, 3-3* | 10-19-4 | Gallant, Klima, Chambers | Puppa | 0-4 | 3-4 | 29-27 | 13,721 |
| 34 | 12/21 @ PIT | L, 3-8 | 10-20-4 | Bergland, Zamuner, DiMaio | Puppa (3-21), Jablonski (5-18) | 0-5 | 3-4 | 34-39 | 15,601 |
| 35 | 12/23 @ STL | L, 4-7 | 10-21-4 | Bergland, Elynuik (s), Bradley, Chambers (s) | Puppa | 0-4 | 4-6 | 38-30 | 17,697 |
| 36 | 12/26 vs. FLA | L, 1-3 | 10-22-4 | DiMaio (p) | Jablonski | 1-7 | 2-2 | 37-20 | 10,964 |
| 37 | 12/28 @ QUE | W, 4-1 | 11-22-4 | Cole, DiMaio (p-gw), Klima, Cole (e) | Puppa | 1-4 | 2-3 | 20-16 | 14,646 |
| 38 | 12/30 @ OTT | W, 3-0 | 12-22-4 | Zamuner (gw), Savard, Joseph (p) | Puppa | 1-3 | 4-4 | 37-11 | 10,504 |
| 39 | 1/1 @ WSH | T, 5-5* | 12-22-5 | Klima (p), Bradley (p), Andersson, Hamrlík, Klima | Jablonski | 2-3 | 2-3 | 28-39 | 14,914 |
| 40 | 1/2 vs. ANA | L, 1-4 | 12-23-5 | Joseph (p) | Puppa | 1-5 | 6-6 | 32-19 | 10,871 |
| 41 | 1/4 @ TOR | W, 1-0 | 13-23-5 | Elynuik (gw) | Puppa | 0-5 | 6-6 | 24-28 | 17,526 |
| 42 | 1/8 vs. PHI | W, 4-2 | 14-23-5 | Bergland, Bradley, Andersson (gw), Joseph (p) | Puppa | 1-5 | 2-3 | 20-30 | 26,023+ |
| 43 | 1/10 @ NYR | W, 5-2 | 15-23-5 | Creighton, Reekie, Bergevin (gw), Creighton (p), Klima (p) | Puppa | 2-2 | 1-4 | 33-29 | 17,993 |
| 44 | 1/12 @ DET | W, 4-2 | 16-23-5 | Chambers, Joseph (p), Tucker (gw), Savard (e) | Puppa | 1-3 | 3-5 | 25-17 | 19,618 |
| 45 | 1/13 @ CHI | L, 0-1 | 16-24-5 | ----- | Puppa | 0-5 | 4-5 | 20-29 | 17,336 |
| 46 | 1/16 @ WPG | W, 3-2* | 17-24-5 | Creighton, Andersson, Andersson (gw) | Puppa | 0-2 | 3-3 | 25-28 | 11,858 |
| 47 | 1/17 vs. DET | L, 3-6 | 17-25-5 | Zamuner, Klima (p), Hamrlík | Jablonski | 1-5 | 4-6 | 19-27 | 8,764 |
| 48 | 1/19 vs. NYI | W, 4-3* | 18-25-5 | Klima, Cole (p), Bradley (p), Gratton (gw) | Puppa | 2-4 | 3-3 | 33-28 | 22,351 |
| 49 | 1/24 vs. BUF | W, 4-0 | 19-25-5 | Cole (gw), Chambers (p), | Puppa | 1-3 | 3-3 | 32-23 | 10,261 |
| 50 | 1/26 vs. FLA | T, 1-1* | 19-25-6 | Tucker (p-gt) | Puppa | 1-5 | 4-4 | 41-23 | 20,101 |
| 51 | 1/29 vs. SJ | L, 1-2 | 19-26-6 | Klima | Puppa | 0-5 | 1-2 | 37-21 | 26,652+ |
| 52 | 2/2 vs. DET | L, 1-3 | 19-27-6 | Tucker | Puppa | 0-3 | 2-2 | 34-30 | 21,260 |
| 53 | 2/5 @ WSH | L, 3-6 | 19-28-6 | Chambers (p), Cole, Bureau | Puppa | 1-7 | 1-2 | 22-32 | 15,811 |
| 54 | 2/7 @ TOR | W, 2-1 | 20-28-6 | Bergland, Poeschek (gw) | Jablonski | 0-3 | 5-5 | 29-25 | 15,728 |
| 55 | 2/10 @ OTT | W, 6-2 | 21-28-6 | Klima (p), Gratton, Cole (gw), Andersson (s), Gratton, Bradley | Jablonski | 1-3 | 4-4 | 36-18 | 10,295 |
| 56 | 2/12 vs. VAN | L, 2-3 | 21-29-6 | Klima (p), Joseph | Puppa | 1-6 | 1-2 | 20-22 | 22,924 |
| 57 | 2/13 vs. NJ | T, 3-3* | 21-29-7 | Chambers (p), Chambers, Creighton | Jablonski | 1-7 | 4-5 | 37-39 | 16,283 |
| 58 | 2/15 @ NYI | L, 1-2 | 21-30-7 | Bradley | Puppa | 0-4 | 4-4 | 22-24 | 10,156 |
| 59 | 2/17 vs. MTL | W, 4-3 | 22-30-7 | Andersson, Bureau (s), Cole, Chambers (p-gw) | Puppa | 1-7 | 6-6 | 30-25 | 21,968 |
| 60 | 2/19 @ NJ | L, 4-5 | 22-31-7 | Joseph (p), Klima, Creighton, Gratton | Jablonski | 1-8 | 3-4 | 36-31 | 19,040 |
| 61 | 2/20 vs. BOS | T, 2-2* | 22-31-8 | Bureau, Gratton (gt) | Puppa | 0-5 | 2-2 | 24-23 | 24,153 |
| 62 | 2/24 @ CGY | W, 4-0 | 23-31-8 | Savard (p-gw), Bradley, DiMaio, Gratton | Puppa | 1-5 | 6-6 | 25-18 | 18,816 |
| 63 | 2/26 @ VAN | L, 1-3 | 23-32-8 | DiMaio | Young | 0-6 | 3-3 | 29-29 | 15,869 |
| 64 | 2/27 @ EDM | L, 2-3 | 23-33-8 | Gallant, DiMaio | Puppa | 0-4 | 2-2 | 35-26 | 11,719 |
| 65 | 3/1 @ WSH | W, 4-3 | 24-33-8 | Savard, Cole, Gratton (p), Gallant (gw) | Puppa | 1-2 | 2-3 | 26-40 | 10,271 |
| 66 | 3/3 vs. NJ | L, 4-5* | 24-34-8 | Elynuik (p), Savard, Tucker, DiMaio | Puppa | 1-2 | 0-1 | 31-38 | 16,442 |
| 67 | 3/5 vs. HFD | W, 4-2 | 25-34-8 | DiMaio, Savard, Gallant (p-gw), Cole (p) | Puppa | 2-8 | 5-6 | 39-23 | 21,178 |
| 68 | 3/6 vs. PHI | L, 1-3 | 25-35-8 | Bradley | Puppa | 0-5 | 1-1 | 37-21 | 21,849 |
| 69 | 3/9 @ HFD | L, 1-4 | 25-36-8 | Bureau | Puppa (2-10), Young (2-11) | 0-5 | 3-4 | 26-21 | 7,757 |
| 70 | 3/13 @ PHI | T, 5-5* | 25-36-9 | Cole (p), Creighton (p), Bergland, Puppa, Bradley, Bradley | Puppa | 2-7 | 5-6 | 37-21 | 17,269 |
| 71 | 3/15 vs. CGY | L, 3-7 | 25-37-9 | Savard, Creighton, Chambers (p) | Puppa (4-9), Young (3-28) | 1-5 | 4-5 | 28-37 | 17,498 |
| 72 | 3/16 vs. EDM | T, 4-4* | 25-37-10 | Elynuik, Savard, Zamuner, Elynuik | Young | 0-5 | 4-5 | 45-33 | 18,274 |
| 73 | 3/20 vs. WSH | L, 0-3 | 25-38-10 | ----- | Puppa | 0-7 | 3-5 | 32-23 | 8,809 |
| 74 | 3/22 @ NYI | L, 4-5* | 25-39-10 | Klima, Savard, Gratton (p), Klima (p) | Puppa | 2-6 | 4-7 | 33-32 | 12,293 |
| 75 | 3/24 @ NJ | L, 1-2 | 25-40-10 | Joseph (p) | Young | 1-3 | 2-2 | 23-26 | 15,017 |
| 76 | 3/27 vs. DAL | T, 2-2* | 25-40-11 | Elynuik, Chambers | Bergeron | 0-3 | 4-4 | 25-32 | 20,659 |
| 77 | 3/30 @ BUF | W, 3-2* | 26-40-11 | Klima (p), Savard (s), Bradley (gw) | Puppa | 1-4 | 5-6 | 24-26 | 12,222 |
| 78 | 4/1 vs. STL | W, 4-3 | 27-40-11 | Andersson, Joseph (p), Cole (p), Gratton (gw) | Bergeron | 2-6 | 2-3 | 33-19 | 23,257 |
| 79 | 4/4 @ PIT | L, 1-2 | 27-41-11 | Elynuik | Bergeron (2-8), Young (0-14) | 0-6 | 6-6 | 27-22 | 16,866 |
| 80 | 4/6 @ MTL | W, 3-1 | 28-41-11 | Ruff, Tucker (gw), Creighton | Young | 0-2 | 1-1 | 30-24 | 16,412 |
| 81 | 4/9 @ BOS | W, 3-0 | 29-41-11 | Tucker (gw), Bradley, Hamrlík | Young | 0-4 | 7-7 | 33-32 | 14,448 |
| 82 | 4/10 @ HFD | L, 4-6 | 29-42-11 | Tucker, Savard, Savard, Tucker (p) | Young | 1-2 | 4-7 | 44-25 | 10,141 |
| 83 | 4/13 vs. NYI | L, 0-2 | 29-43-11 | ----- | Puppa | 0-5 | 3-3 | 30-17 | 22,388 |
| 84 | 4/14 vs. QUE | W, 5-2 | 30-43-11 | Klima (p), Tucker, | Puppa | 2-5 | 6-6 | 29-33 | 21,094 |

1992-1993 STATS

1992-1993 INDIVIDUAL SCORING
(23-54-7, 53 pts., 6th Norris Division)

PLAYERS

| PLAYER | GP | G | A | PTS | PIM | +/- | PP | SH | GW | GT | S |
|--------------------|----|----|----|-----|-----|-----|----|----|----|----|-----|
| Brian Bradley | 80 | 42 | 44 | 86 | 92 | -24 | 16 | 0 | 6 | 1 | 205 |
| John Tucker | 78 | 17 | 39 | 56 | 69 | -12 | 5 | 1 | 1 | 0 | 179 |
| Chris Kontos | 66 | 27 | 24 | 51 | 12 | -7 | 12 | 1 | 3 | 0 | 136 |
| Rob Zamuner* | 84 | 15 | 28 | 43 | 74 | -25 | 1 | 0 | 0 | 2 | 183 |
| Adam Creighton | 83 | 19 | 20 | 39 | 110 | -19 | 7 | 1 | 0 | 0 | 168 |
| Shawn Chambers | 55 | 10 | 29 | 39 | 36 | -21 | 5 | 0 | 1 | 0 | 152 |
| Bob Beers | 64 | 12 | 24 | 36 | 70 | -25 | 7 | 0 | 0 | 0 | 138 |
| Marc Bureau | 63 | 10 | 21 | 31 | 111 | -12 | 1 | 2 | 1 | 0 | 132 |
| Mikael Andersson | 77 | 16 | 11 | 27 | 14 | -14 | 3 | 2 | 4 | 0 | 169 |
| Danton Cole | 67 | 12 | 15 | 27 | 23 | -2 | 0 | 1 | 1 | 0 | 100 |
| Rob DiMaio | 54 | 9 | 15 | 24 | 62 | 0 | 2 | 0 | 0 | 0 | 75 |
| Roman Hamrlík* | 67 | 6 | 15 | 21 | 71 | -21 | 1 | 0 | 1 | 0 | 113 |
| Steve Maltais | 63 | 7 | 13 | 20 | 35 | -20 | 4 | 0 | 1 | 0 | 96 |
| Marc Bergevin | 78 | 2 | 12 | 14 | 66 | -16 | 0 | 0 | 0 | 0 | 69 |
| Joe Reekie | 42 | 2 | 11 | 13 | 69 | 2 | 0 | 0 | 0 | 0 | 53 |
| Steve Kasper (TOT) | 68 | 4 | 7 | 11 | 20 | -17 | 0 | 1 | 0 | 0 | 32 |
| (TB) | 47 | 3 | 4 | 7 | 18 | -13 | 0 | 0 | 0 | 0 | 23 |
| (PHI) | 21 | 1 | 3 | 4 | 2 | -4 | 0 | 1 | 0 | 0 | 9 |
| Ken Hodge | 25 | 2 | 7 | 9 | 2 | -6 | 0 | 0 | 1 | 0 | 32 |
| Randy Gilhen (TOT) | 44 | 3 | 4 | 7 | 14 | -14 | 0 | 1 | 1 | 0 | 45 |
| (TB) | 11 | 0 | 2 | 2 | 6 | -6 | 0 | 0 | 0 | 0 | 11 |
| (NYR) | 33 | 3 | 2 | 5 | 8 | -8 | 0 | 1 | 1 | 0 | 34 |
| Jason Lafreniere | 11 | 3 | 3 | 6 | 4 | -6 | 1 | 0 | 0 | 0 | 17 |
| Tim Bergland | 27 | 3 | 3 | 6 | 11 | -5 | 0 | 0 | 0 | 0 | 44 |
| Chris LiPuma* | 15 | 0 | 5 | 5 | 34 | 1 | 0 | 0 | 0 | 0 | 17 |
| Matt Hervey | 17 | 0 | 4 | 4 | 38 | -6 | 0 | 0 | 0 | 0 | 18 |
| Jason Ruff* (TOT) | 8 | 2 | 1 | 3 | 8 | -1 | 1 | 0 | 1 | 0 | 8 |
| (TB) | 1 | 0 | 0 | 0 | 0 | 0 | 0 | 0 | 0 | 0 | 1 |
| (STL) | 7 | 2 | 1 | 3 | 8 | -1 | 1 | 0 | 1 | 0 | 7 |
| Stan Drulia* | 24 | 2 | 1 | 3 | 10 | 1 | 0 | 0 | 1 | 0 | 22 |
| Michel Mongeau | 4 | 1 | 1 | 2 | 2 | -2 | 0 | 0 | 0 | 0 | 2 |
| Dave Capuano | 6 | 1 | 1 | 2 | 2 | -4 | 1 | 0 | 0 | 0 | 10 |
| Jock Callander | 8 | 1 | 1 | 2 | 2 | -5 | 0 | 0 | 0 | 0 | 12 |
| Keith Osborne* | 11 | 1 | 1 | 2 | 8 | -1 | 0 | 0 | 1 | 0 | 11 |
| Shawn Rivers* | 4 | 0 | 2 | 2 | 2 | -2 | 0 | 0 | 0 | 0 | 3 |
| Wendell Young | 31 | 0 | 2 | 2 | 2 | 0 | 0 | 0 | 0 | 0 | 0 |
| Pat Jablonski | 43 | 0 | 2 | 2 | 7 | 0 | 0 | 0 | 0 | 0 | 0 |
| Shayne Stevenson* | 8 | 0 | 1 | 1 | 7 | -5 | 0 | 0 | 0 | 0 | 4 |
| J.C. Bergeron* | 21 | 0 | 1 | 1 | 2 | 0 | 0 | 0 | 0 | 0 | 0 |
| Dave Littman* | 1 | 0 | 0 | 0 | 0 | 0 | 0 | 0 | 0 | 0 | 0 |
| Alain Cote | 2 | 0 | 0 | 0 | 0 | -1 | 0 | 0 | 0 | 0 | 1 |
| Herb Raglan | 2 | 0 | 0 | 0 | 2 | 0 | 0 | 0 | 0 | 0 | 0 |
| Martin Simard | 7 | 0 | 0 | 0 | 0 | 11 | -1 | 0 | 0 | 0 | 1 |

TRADED PLAYERS

| PLAYER | GP | G | A | PTS | +/- | PIM | PP | SH | GW | GT | S |
|---------------------------|----|---|----|-----|-----|-----|----|----|----|----|-----|
| Doug Crossman (TB) | 40 | 8 | 21 | 29 | 18 | -4 | 2 | 0 | 1 | - | 54 |
| Mike Hartman (TB) | 58 | 4 | 4 | 8 | 154 | -7 | 0 | 0 | 0 | - | 74 |
| Basil McRae (TB) | 14 | 2 | 3 | 5 | 71 | -3 | 1 | 0 | 0 | - | 23 |
| Michel Mongeau (TB) | 30 | 1 | 1 | 2 | 2 | -2 | 0 | 0 | 0 | - | 2 |
| Rob Ramage (TB) | 66 | 5 | 12 | 17 | 138 | -21 | 5 | 0 | 0 | - | 115 |
| Stephane J.G. Richer (TB) | 3 | 0 | 0 | 0 | 0 | -3 | 0 | 0 | 0 | - | 2 |
| Anatoli Semenov (TB) | 13 | 2 | 3 | 5 | 4 | -5 | 0 | 0 | 0 | - | 14 |
| Martin Simard (TB) | 7 | 0 | 0 | 0 | 11 | -1 | 0 | 0 | 0 | - | 1 |
| Peter Taglianetti (TB) | 61 | 1 | 8 | 9 | 150 | 8 | 0 | 0 | 0 | - | 60 |

GOALTENDERS

| GOALTENDER | GP | MIN | AVG | W | L | T | EN | SO | GA | SVS | SV% |
|----------------|----|------|------|---|----|---|----|----|-----|------|------|
| J.C. Bergeron* | 21 | 1163 | 3.66 | 8 | 10 | 1 | 3 | 0 | 71 | 574 | .876 |
| Wendell Young | 31 | 1591 | 3.66 | 7 | 19 | 2 | 2 | 0 | 97 | 758 | .872 |
| Pat Jablonski | 43 | 2268 | 3.97 | 8 | 24 | 4 | 2 | 1 | 150 | 1194 | .874 |
| Dave Littman* | 1 | 45 | 9.33 | 0 | 1 | 0 | 0 | 0 | 7 | 21 | .667 |

1992-1993 GAME-BY-GAME RESULTS

| # | OPPONENT | RESULT | RECORD | SCORERS | GOALTENDER(S) | PP | PK | SF-SA | ATTEND. |
|---|---------------|---------|--------|---|---------------|------|------|-------|---------|
| 1 | 10/7 vs. CHI | W, 7-3 | 1-0-0 | Kontos (p), Kontos (p), Bergevin, Semenov, Hodge (gw), Kontos, Kontos (p) | Young | 3-11 | 8-8 | 24-26 | 10,425* |
| 2 | 10/10 @ MIN | L, 1-2 | 1-1-0 | Crossman | Young | 0-4 | 4-4 | 20-35 | 14,322 |
| 3 | 10/11 @ CHI | T, 4-4* | 1-1-1 | Andersson, Kontos, Kontos, Bradley (gt) | Jablonski | 0-5 | 7-10 | 31-44 | 18,472 |
| 4 | 10/13 @ STL | W, 2-1 | 2-1-1 | Dimairo, Bradley (e-gw) | Jablonski | 0-1 | 3-3 | 21-36 | 13,786 |
| 5 | 10/15 @ TOR | L, 3-5 | 2-2-1 | Taglianetti, Cole, Andersson (s) | Young | 0-4 | 7-7 | 26-22 | 15,144 |
| 6 | 10/16 @ BUF | L, 4-5* | 2-3-1 | Zamuner, Kontos, Turker (s), Creighton | Young | 0-4 | 2-4 | 31-33 | 13,107 |
| 7 | 10/20 vs. EDM | W, 6-1 | 3-3-1 | Hamrlík, Cole (gw), Ramage (p), Ramage (p), Semenov, Bradley | Young | 2-5 | 3-4 | 35-19 | 9,114 |
| 8 | 10/22 vs. TOR | L, 2-5 | 3-4-1 | Bradley, Ramage (p) | Jablonski | 1-5 | 4-5 | 29-30 | 9,344 |
| 9 | 10/24 vs. QUE | W, 3-2 | 4-4-1 | Tucker, Kontos, Drulia (gw) | Young | 0-8 | 5-6 | 26-22 | 9,528 |

| | OPPONENT | RESULT | RECORD | SCORERS | GOALTENDER(S) | PP | PK | SF-SA | ATTEND. |
|----|---------------|---------|---------|---|-----------------------------------|------|------|-------|---------|
| 10 | 10/27 @ QUE | L, 3-4 | 4-5-1 | Dimairo, Hamrlík (p), Bradley (p) | Young | 2-4 | 4-7 | 19-30 | 14,635 |
| 11 | 10/28 @ MTL | L, 3-4 | 4-6-1 | Bradley, Ramage (p), Kontos | Jablonski | 1-3 | 2-4 | 22-27 | 16,436 |
| 12 | 10/30 vs. SJ | L, 1-2 | 4-7-1 | Kontos | Young | 0-8 | 5-5 | 25-39 | 8,706 |
| 13 | 11/1 vs. PIT | L, 4-5 | 4-8-1 | Kontos (p), Zamuner, Beers, Ramage (p) | Young | 2-4 | 3-5 | 28-30 | 10,425* |
| 14 | 11/3 vs. STL | W, 6-4 | 5-8-1 | Creighton (p), Cole, DiMaio, Bergevin, Kontos (p-gw), Kontos | Jablonski | 2-3 | 1-1 | 42-30 | 8,452 |
| 15 | 11/6 @ WSH | T, 2-2* | 5-8-2 | Kontos (p), Bradley (p) | Jablonski | 2-8 | 4-6 | 25-33 | 15,829 |
| 16 | 11/7 @ NYI | W, 6-5* | 6-8-2 | Beers (p), Beers (p), Bradley (p), Crossman, Crossman (p), Crossman (gw) | Jablonski | 4-5 | 3-6 | 24-32 | 12,136 |
| 17 | 11/9 @ NYR | W, 5-1 | 7-8-2 | Kontos, Hamrlík (gw), Kontos (s), Zamuner, Andersson | Jablonski | 0-1 | 4-5 | 30-33 | 18,200 |
| 18 | 11/11 vs. DET | W, 6-4 | 8-8-2 | Bradley (p), Kontos (p), Zamuner (p), Beers, Kontos (gw), Creighton (e) | Jablonski | 3-7 | 4-5 | 24-34 | 10,425* |
| 19 | 11/13 vs. OTT | W, 1-0 | 9-8-2 | Bradley (p-gw) | Jablonski | 1-7 | 5-5 | 22-38 | 10,425* |
| 20 | 11/14 vs. CGY | L, 3-5 | 9-9-2 | Creighton, Bradley, Creighton (p) | Jablonski | 1-6 | 2-2 | 27-32 | 10,425* |
| 21 | 11/17 vs. WPG | L, 5-6 | 9-10-2 | Zamuner, Kontos, Tucker (p), Bradley, Hodge | Young | 1-6 | 2-5 | 40-33 | 8,062 |
| 22 | 11/19 vs. MIN | L, 1-4 | 9-11-2 | Bradley | Jablonski | 0-6 | 1-2 | 39-35 | 9,278 |
| 23 | 11/21 @ STL | L, 2-4 | 9-12-2 | Creighton, Bradley (p) | Jablonski | 1-6 | 2-4 | 25-42 | 17,604 |
| 24 | 11/23 @ DET | L, 5-10 | 9-13-2 | Tucker, Bradley, Cole, Crossman (p), Drulia | Young | 1-5 | 4-8 | 24-40 | 19,504 |
| 25 | 11/24 @ TOR | W, 3-2 | 10-13-2 | Maltais, Bradley (p), Maltais (gw) | Jablonski | 1-4 | 4-6 | 18-18 | 15,641 |
| 26 | 11/27 @ CGY | L, 2-3* | 10-14-2 | DiMaio, Mongeau, | Young | 0-5 | 9-9 | 35-31 | 20,214 |
| 27 | 11/28 @ EDM | L, 3-4* | 10-15-2 | Callander, Kontos (p), Reekie | Young | 1-8 | 4-5 | 32-24 | 14,210 |
| 28 | 12/5 vs. DET | L, 7-9 | 10-16-2 | Bureau (s), Chambers (p), Beers, Bradley (p), Bradley, Bradley (p), Andersson | Jablonski | 3-6 | 3-4 | 36-29 | 10,425* |
| 29 | 12/7 vs. NYI | L, 1-6 | 10-17-2 | Chambers | Jablonski | 0-6 | 6-6 | 27-26 | 9,649 |
| 30 | 12/9 vs. NYR | L, 5-6 | 10-18-2 | Bureau, Bradley (p), Maltais (p), Kasper, Bradley (p) | Young (4-14), Jablonski (2-20) | 3-5 | 3-3 | 36-34 | 12,842* |
| 31 | 12/11 vs. NYR | L, 4-5 | 10-19-2 | Kontos (p), Creighton (s), Bureau, Creighton (p) | Bergeron | 2-7 | 2-5 | 41-31 | 10,425* |
| 32 | 12/12 vs. EDM | W, 3-1 | 11-19-2 | Beers (p), Bradley (p-gw), Bradley (e) | Bergeron | 2-8 | 5-5 | 23-25 | 10,425* |
| 33 | 12/15 @ LA | W, 3-2 | 12-19-2 | Crossman, Kontos, Andersson (gw) | Bergeron | 0-5 | 5-6 | 35-27 | 15,753 |
| 34 | 12/16 @ SJ | W, 5-4* | 13-19-2 | Bureau (p), Tucker, Bradley, Reekie, Tucker (gw) | Bergeron | 1-5 | 1-3 | 45-30 | 11,089 |
| 35 | 12/18 vs. NJ | L, 0-2 | 13-20-2 | ----- | Bergeron | 0-6 | 6-6 | 29-20 | 10,082 |
| 36 | 12/20 vs. PHI | W, 4-1 | 14-20-2 | Bradley, Bradley (gw), Crossman, Bureau | Bergeron | 0-2 | 0-3 | 31-19 | 10,425* |
| 37 | 12/22 @ BOS | L, 3-5 | 14-21-2 | Bradley, Bureau, Bradley | Young | 0-5 | 6-7 | 22-34 | 14,448 |
| 38 | 12/23 @ HFD | L, 1-3 | 14-22-2 | Chambers (p) | Jablonski | 1-4 | 4-6 | 20-22 | 10,740 |
| 39 | 12/31 @ CHI | L, 0-5 | 14-23-2 | ----- | Jablonski | 0-8 | 6-8 | 22-33 | 17,532 |
| 40 | 1/2 @ EDM | L, 1-2 | 14-24-2 | Bradley | Bergeron | 0-6 | 5-6 | 30-32 | 14,361 |
| 41 | 1/4 @ VAN | L, 0-7 | 14-25-2 | ----- | Jablonski | 0-7 | 4-4 | 27-40 | 15,578 |
| 42 | 1/6 @ LA | W, 6-3 | 15-25-2 | Bradley, McRae, Maltais (p), Bradley (p-gw), Hartman, Beers (p) | Bergeron | 3-5 | 3-5 | 20-36 | 16,005 |
| 43 | 1/9 @ MIN | L, 4-6 | 15-26-2 | McRae (p), Maltais (p), Chambers, Kasper | Bergeron | 2-4 | 5-5 | 18-30 | 13,512 |
| 44 | 1/11 @ TOR | L, 2-4 | 15-27-2 | Bureau (s), Bradley | Jablonski | 0-5 | 5-9 | 27-27 | 15,632 |
| 45 | 1/13 @ DET | L, 3-5 | 15-28-2 | Tucker, Hartman, Tucker (p) | Bergeron | 1-3 | 1-2 | 29-33 | 19,518 |
| 46 | 1/16 vs. STL | L, 3-5 | 15-29-2 | Kontos (p), Hartman, Crossman | Jablonski | 1-7 | 3-4 | 42-23 | 10,425* |
| 47 | 1/17 vs. WSH | L, 3-5 | 15-30-2 | Tucker, Cole (s), DiMaio | Bergeron | 0-5 | 4-4 | 31-33 | 10,425* |
| 48 | 1/19 vs. MIN | L, 2-4 | 15-31-2 | Tucker, Kontos (p) | Bergeron | 1-6 | 5-5 | 34-30 | 10,033 |
| 49 | 1/21 vs. TOR | L, 1-6 | 15-32-2 | Chambers (p) | Bergeron | 1-11 | 7-10 | 44-35 | 9,822 |
| 50 | 1/23 vs. SJ | W, 5-1 | 16-32-2 | Creighton, Bureau (gw), Bureau, Beers (e), Kasper (e) | Jablonski | 0-9 | 8-9 | 36-38 | 10,130 |
| 51 | 1/24 vs. MIN | T, 2-2* | 16-32-3 | Hartman, Zamuner (gt) | Jablonski | 0-4 | 2-6 | 30-36 | 9,086 |
| 52 | 1/28 vs. STL | L, 2-4 | 16-33-3 | Tucker, Chambers (p) | Jablonski | 1-3 | 4-5 | 41-32 | 10,092 |
| 53 | 1/30 @ MIN | W, 4-3 | 17-33-3 | DiMaio, Tucker, Zamuner, Kontos (p-gw) | Young | 1-3 | 0-4 | 20-21 | 14,637 |
| 54 | 2/1 @ SJ | W, 5-4 | 18-33-3 | Zamuner, DiMaio, DiMaio (p), Kontos, Andersson (s-gw) | Bergeron | 1-2 | 3-5 | 26-24 | 10,890 |
| 55 | 2/3 @ VAN | L, 2-4 | 18-34-3 | Hamrlík, Bradley | Jablonski | 0-4 | 4-6 | 25-28 | 14,171 |
| 56 | 2/9 vs. TOR | W, 3-1 | 19-34-3 | Bergland, Bradley (p-gw), Zamuner (e) | Young | 1-4 | 1-2 | 33-36 | 10,425* |
| 57 | 2/11 vs. MIN | L, 0-1 | 19-35-3 | ----- | Young | 0-6 | 3-4 | 34-24 | 8,748 |
| 58 | 2/14 vs. BOS | T, 3-3* | 19-35-4 | Tucker (p), Andersson, Kontos (gt) | Young | 1-4 | 3-3 | 31-32 | 10,425* |
| 59 | 2/17 @ DET | L, 1-3 | 19-36-4 | Bradley | Young | 0-2 | 2-3 | 30-25 | 19,713 |
| 60 | 2/19 @ TOR | L, 1-4 | 19-37-4 | Tucker (p) | Young | 1-5 | 5-6 | 28-24 | 15,720 |
| 61 | 2/20 vs. QUE | L, 2-5 | 19-38-4 | Bradley, Zamuner | Jablonski | 0-4 | 4-5 | 28-25 | 9,584 |
| 62 | 2/22 vs. LA | L, 2-5 | 19-39-4 | Tucker, Beers | Young | 0-6 | 1-2 | 45-28 | 10,425* |
| 63 | 2/25 vs. CHI | L, 1-5 | 19-40-4 | Creighton | Young | 0-4 | 0-1 | 39-38 | 10,425* |
| 64 | 2/27 @ PIT | T, 3-3* | 19-40-5 | Andersson, Bradley, Zamuner (gt) | Jablonski | 0-4 | 1-2 | 27-23 | 16,154 |
| 65 | 3/3 vs. MTL | W, 3-1 | 20-40-5 | Zamuner, Chambers (gw), Zamuner (e) | Young | 0-3 | 2-2 | 34-33 | 10,425* |
| 66 | 3/6 vs. CGY | W, 7-4 | 21-40-5 | Bradley (p), Tucker (p), Creighton, Bureau (gw), Osborne, Beers (p), Cole | Young | 3-6 | 2-4 | 34-30 | 10,146 |
| 67 | 3/9 vs. WPG | L, 2-4 | 21-41-5 | Creighton, Cole | Young | 0-5 | 2-2 | 28-23 | 10,425* |
| 68 | 3/12 @ TOR | L, 2-8 | 21-42-5 | Zamuner, Maltais (p) | Jablonski | 1-2 | 0-1 | 26-27 | 15,720 |
| 69 | 3/14 @ WPG | L, 1-3 | 21-43-5 | Cole | Jablonski | 0-3 | 3-4 | 39-21 | 13,521 |
| 70 | 3/16 vs. HFD | L, 3-4* | 21-44-5 | Andersson, Zamuner, Bradley | Young | 0-5 | 4-5 | 45-23 | 10,425* |
| 71 | 3/18 vs. TOR | L, 2-4 | 21-45-5 | Creighton (p), Chambers | Jablonski | 1-6 | 2-5 | 33-28 | 10,425* |
| 72 | 3/20 vs. BUF | L, 1-3 | 21-46-5 | Capuano (p) | Young | 1-2 | 3-6 | 28-28 | 10,425* |
| 73 | 3/21 @ CHI | L, 2-3 | 21-47-5 | Beers (p), Creighton (p) | Jablonski | 2-4 | 5-7 | 20-30 | 17,514 |
| 74 | 3/23 @ NJ | L, 3-9 | 21-48-5 | Lafreniere, Cole, Lafreniere (p) | Littman (7-21), Jablonski (2-10) | 1-3 | 1-1 | 25-31 | 12,363 |
| 75 | 3/25 @ OTT | W, 3-2* | 22-48-5 | Andersson, Creighton, Andersson (gw) | Bergeron | 0-3 | 4-4 | 24-30 | 10,500 |
| 76 | 3/27 vs. DET | L, 3-8 | 22-49-5 | DiMaio (p), Bergland, Cole | Bergeron | 1-2 | 0-2 | 34-41 | 10,425* |
| 77 | 4/1 vs. VAN | L, 3-5 | 22-50-5 | Tucker, Creighton (p), Creighton | Jablonski | 1-6 | 5-5 | 35-43 | 10,425* |
| 78 | 4/3 @ PHI | L, 2-6 | 22-51-5 | Beers (p), Andersson (p) | Jablonski (3-10), Bergeron (3-19) | 2-7 | 1-5 | 34-29 | 17,308 |
| 79 | 4/6 vs. STL | T, 2-2* | 22-51-6 | Lafreniere, Hamrlík | Bergeron | 0-3 | 2-2 | 42-32 | 10,425* |
| 80 | 4/8 vs. DET | L, 1-9 | 22-52-6 | Bradley | Bergeron | 0-5 | 1-2 | 26-43 | 10,086 |
| 81 | 4/10 vs. CHI | L, 2-4 | 22-53-6 | Bradley (p), Chambers (p) | Jablonski | 2-9 | 5-7 | 29-35 | 10,425* |
| 82 | 4/11 @ CHI | T, 3-3* | 22-53-7 | Cole, Cole, Bradley | Jablonski | 0-2 | 3-5 | 37-36 | 17,401 |
| 83 | 4/13 @ WPG | W, 5-3 | 23-53-7 | Andersson, Andersson, Creighton (p), Andersson (p-gw), Hamrlík | Bergeron | 3-5 | 3-4 | 21-33 | 11,878 |
| 84 | 4/15 @ STL | L, 5-6 | 23-54-7 | Maltais, Bergland, Creighton, Chambers, Cole | Jablonski | 0-4 | 3-3 | 31-26 | 17,816 |

ALL-TIME LIGHTNING

| DATE | OPPONENT | RESULTS | SITE |
|---------------------|-----------------|-------------|--------------------------------------|
| 2018 (4-3-0) | | | |
| September 18 | Carolina | L, 1-4 | Amalie Arena |
| September 19 | Carolina | L, 1-6 | PNC Arena |
| September 21 | Nashville | W, 5-1 | Bridgestone Arena |
| September 22 | Nashville | W, 5-2 | Amalie Arena |
| September 24 | Florida | L, 2-3 | Amalie Arena |
| September 27 | Florida | W, 6-2 | Amway Center |
| September 29 | Florida | W, 3-2 | BB&T Center |
| 2017 (3-4-0) | | | |
| September 19 | Carolina | L, 1-2 | Amalie Arena |
| September 20 | Carolina | W, 4-3 | PNC Arena |
| September 22 | Nashville | W, 3-1 | Amalie Arena |
| September 24 | Florida | L, 2-4 | Amalie Arena |
| September 26 | Florida | L, 2-4 | BB&T Center |
| September 28 | Florida | L, 2-5 | BB&T Center |
| September 30 | Nashville | W, 3-2 (OT) | Bridgestone Arena |
| 2016 (3-2-0) | | | |
| September 27 | Carolina | L, 2-3 | Amalie Arena |
| September 29 | Florida | W, 2-0 | Amalie Arena |
| September 30 | Carolina | W, 2-1 (OT) | PNC Arena |
| October 1 | Nashville | L, 3-4 | Bridgestone Arena |
| October 6 | PPG | W, 4-4 | BB&T Center |
| October 8 | Nashville | W, 5-3 | Amalie Arena |
| 2015 (3-3-1) | | | |
| September 22 | Nashville | L, 2-3 (OT) | Amalie Arena |
| September 23 | Nashville | L, 2-5 | Bridgestone Arena |
| September 25 | Florida | W, 4-1 | Amalie Arena |
| September 26 | Dallas | L, 3-6 | American Airlines Center |
| September 29 | Pittsburgh | W, 2-4 | Cambria County War Memorial Arena |
| October 1 | Dallas | W, 3-2 | Amalie Arena |
| October 3 | Florida | W, 3-2 | BB&T Center |
| 2014 (5-1-0) | | | |
| September 23 | Nashville | W, 4-2 | Amalie Arena |
| September 25 | Nashville | L, 0-1 | Bridgestone Arena |
| September 26 | Nashville | W, 6-3 | Amalie Arena |
| September 30 | Dallas | W, 5-1 | American Airlines Center |
| October 2 | Florida | W, 3-0 | BB&T Center |
| October 4 | Florida | W, 4-1 | Amalie Arena |
| 2013 (5-2-0) | | | |
| September 18 | St. Louis | W, 4-3 (SO) | Amway Center (Orlando, FL) |
| September 19 | Nashville | W, 5-1 | Tampa Bay Times Forum |
| September 20 | St. Louis | W, 4-3 | Scottrade Center |
| September 21 | Florida | W, 4-3 (SO) | Tampa Bay Times Forum |
| September 24 | Nashville | L, 1-2 | Bridgestone Arena |
| September 26 | Florida | W, 3-2 (OT) | German Arena (Estero, FL) |
| September 28 | Florida | L, 3-5 | BB&T Center |
| 2012 | | | |
| Did Not Play | | | |
| 2011 (3-3-0) | | | |
| September 20 | St. Louis | L, 1-3 | Scottrade Center |
| September 21 | St. Louis | L, 3-4 | Amway Center (Orlando, FL) |
| September 23 | Florida | W, 5-2 | St. Pete Times Forum |
| September 24 | Florida | W, 5-3 | BankAtlantic Center |
| September 29 | Montreal | W, 4-0 | Bell Centre |
| October 1 | Montreal | L, 1-5 | Colisee Pepsi (Quebec City, PQ) |
| 2010 (4-1-1) | | | |
| September 21 | Dallas | W, 4-2 | American Airlines Center |
| September 22 | Chicago | W, 4-2 | MTS Centre (Winnipeg, MB) |
| September 23 | Edmonton | L, 2-5 | Reall Place |
| September 25 | Edmonton | W, 4-5 (SO) | Pengrowth Saddledome |
| October 1 | Florida | W, 4-1 (OT) | BankAtlantic Center |
| October 2 | Florida | W, 4-1 | St. Pete Times Forum |
| 2009 (4-1-2) | | | |
| September 16 | Dallas | L, 3-4 (SO) | American Airlines Center |
| September 18 | Atlanta | W, 2-1 (OT) | St. Pete Times Forum |
| September 21 | Ottawa | L, 1-3 | Brandt Centre (Regina, SK) |
| September 22 | Phoenix | W, 2-1 | Everett Events Center (Everett, WA) |
| September 23 | Phoenix | L, 3-4 (SO) | Budweiser Events Ctr. (Loveland, CO) |
| September 24 | Edmonton | W, 4-3 (OT) | MTS Centre (Winnipeg, MB) |
| September 27 | Atlanta | W, 5-1 | Philips Arena |
| 2008 (5-1-0) | | | |
| September 20 | Pittsburgh | W, 5-4 (SO) | Mellon Arena |
| September 22 | Pittsburgh | L, 2-3 | St. Pete Times Forum |
| September 23 | NY Rangers | W, 3-2 | St. Pete Times Forum |
| September 25 | NY Rangers | W, 4-2 | Madison Square Garden |
| September 28 | Eschborn Berlin | W, 4-1 | O2 World Arena (Berlin, Germany) |
| September 30 | HK Slovan | W, 3-2 (SO) | Samsung Arena (Bratislava, Slovakia) |
| 2007 (2-1-1) | | | |
| September 19 | Dallas | W, 4-3 (OT) | St. Pete Times Forum |
| September 22 | Washington | L, 1-2 | St. Pete Times Forum |
| September 24 | Detroit | W, 4-3 | St. Pete Times Forum |
| September 27 | Detroit | L, 2-3 (SO) | Joe Louis Arena |
| September 29 | Dallas | L, 1-5 | American Airlines Center |
| 2006 (2-1-3) | | | |
| September 20 | Washington | W, 3-2 (OT) | Verizon Center |
| September 22 | Detroit | L, 4-5 (OT) | Joe Louis Arena |
| September 24 | Dallas | W, 7-4 | St. Pete Times Forum |
| September 26 | Montreal | L, 3-4 (OT) | Bell Centre |
| September 28 | Detroit | L, 1-4 | St. Pete Times Forum |
| September 30 | Dallas | L, 3-4 (OT) | American Airlines Center |
| 2005 (2-4-1) | | | |
| September 19 | Detroit | W, 5-3 | Joe Louis Arena |
| September 20 | Montreal | L, 1-6 | Bell Centre |
| September 22 | Carolina | L, 2-5 | RBC Centre |
| September 24 | Florida | W, 5-0 | St. Pete Times Forum |
| September 25 | Buffalo | L, 2-3 (SO) | St. Pete Times Forum |
| September 30 | Carolina | L, 2-5 | St. Pete Times Forum |
| October 2 | Florida | L, 0-4 | BankAtlantic Center |
| 2004 | | | |
| Did Not Play | | | |

ALL-TIME PRESEASON RESULTS

| DATE | OPPONENT | RESULTS | SITE |
|---------------------|------------------|-------------|---|
| 2003 (4-3-1) | | | |
| September 18 | Atlanta | L, 2-1 | Omni Coliseum (Atlanta, GA) |
| September 19 | Atlanta | W, 4-1 | St. Pete Times Forum |
| September 21 | Carolina | W, 3-0 | St. Pete Times Forum |
| September 25 | Carolina | W, 4-2 | RBC Center |
| September 28 | Florida | W, 3-2 | St. Pete Times Forum |
| September 30 | Buffalo | T, 2-2 | Memorial Auditorium Complex (Kitchener, ON) |
| October 2 | Ottawa | L, 4-3 | Corel Centre |
| October 4 | Florida | L, 3-2 | Office Depot Center |
| 2002 (5-3-1) | | | |
| September 20 | Atlanta | W, 8-1 | Omni Coliseum (Atlanta, GA) |
| September 21 | Atlanta | L, 2-1 | St. Pete Times Forum |
| September 24 | Carolina | T, 3-3 | TECO Arena (Estero, FL) |
| September 25 | Carolina | L, 3-0 | St. Pete Times Forum |
| September 27 | Florida | W, 5-2 | Office Depot Center |
| September 28 | Florida | W, 5-2 | St. Pete Times Forum |
| October 1 | Atlanta | W, 6-0 | St. Pete Times Forum |
| October 4 | Ottawa | L, 5-1 | Corel Centre |
| October 5 | Toronto | W, 3-2 (OT) | Air Canada Centre |
| 2001 (2-1-2) | | | |
| September 18 | Ottawa | T, 4-4 | Halifax Metro Centre (Halifax, NS) |
| September 19 | Columbus | W, 2-0 | Onondaga County War Memorial (Syracuse, NY) |
| September 22 | Washington | W, 4-3 (OT) | Compaq Center (Houston, TX) |
| September 28 | Florida | L, 2-3 | Ice Palace Arena |
| September 29 | Florida | T, 3-3 | National Car Rental Center |
| 2000 (1-3-1) | | | |
| September 16 | Carolina | L, 4-5 | TECO Arena (Estero, FL) |
| September 17 | Carolina | W, 2-1 | Ice Palace Arena |
| September 19 | Washington | T, 4-4 | Ice Palace Arena |
| September 21 | Florida | L, 1-2 | Ice Palace Arena |
| September 26 | Florida | L, 2-3 | TECO Arena (Estero, FL) |
| 1999 (5-4-0) | | | |
| September 11 | Carolina | L, 3-1 | TECO Arena (Estero, FL) |
| September 12 | Carolina | W, 2-1 | Ice Palace Arena |
| September 14 | NY Islanders | L, 2-6 | Ice Palace Arena |
| September 17 | Chicago | L, 3-6 | United Center |
| September 18 | Buffalo | W, 5-2 | Gund Arena (Cleveland, OH) |
| September 19 | Buffalo | L, 1-3 | Louis J. Tullio Arena (Erie, PA) |
| September 21 | Florida | W, 4-2 | National Car Rental Center |
| September 22 | NY Islanders | W, 4-2 | Nassau Veterans Memorial Coliseum |
| September 24 | Florida | W, 3-2 | Ice Palace Arena |
| 1998 (5-3-0) | | | |
| September 15 | VEU Feldkirch | W, 4-1 | Vorarlberghalle (Feldkirch, Austria) |
| September 18 | Buffalo | W, 3-1 | OlympiaWorld Innsbruck (Innsbruck, Austria) |
| September 20 | Dallas | L, 1-5 | Lakeland Center (Lakeland, FL) |
| September 23 | NY Islanders | W, 4-3 | Cumberland County Crown Coliseum |
| September 29 | Fayetteville, NC | W, 5-3 | Ice Palace Arena |
| October 2 | Carolina | L, 2-3 | Veterans Memorial Coliseum (Jacksonville, FL) |
| October 3 | Florida | W, 5-4 | Ice Palace Arena |
| October 5 | Dallas | L, 2-7 | Reunion Arena |
| 1997 (2-4-1) | | | |
| September 16 | Dallas | T, 5-5 | Lakeland Center (Lakeland, FL) |
| September 17 | Washington | L, 1-2 | Lakeland Center (Lakeland, FL) |
| September 20 | Washington | L, 3-9 | MCI Center |
| September 23 | Florida | L, 2-3 | Miami Arena |
| September 24 | Dallas | L, 2-4 | Reunion Arena |
| September 25 | Florida | W, 7-2 | Ice Palace Arena |
| September 28 | Detroit | W, 3-1 | Joe Louis Arena |
| 1996 (2-1-2) | | | |
| September 16 | Hartford | T, 2-2 | Hartford Civic Center |
| September 19 | Florida | W, 3-1 | Orlando Arena (Orlando, FL) |
| September 20 | Florida | L, 2-5 | Lakeland Center (Lakeland, FL) |
| September 28 | Ottawa | W, 2-1 | Corel Centre |
| September 29 | Detroit | T, 3-3 | Joe Louis Arena |
| 1995 (3-3-2) | | | |
| September 15 | Atlanta (IHL) | L, 3-7 | Lakeland Center (Lakeland, FL) |
| September 16 | Atlanta (IHL) | W, 9-1 | Omni Coliseum (Atlanta, GA) |
| September 19 | NY Islanders | T, 2-2 | Windsor Arena (Windsor, ON) |
| September 22 | NY Islanders | L, 4-5 | Nassau Veterans Memorial Coliseum |
| September 23 | NY Islanders | W, 5-3 | Lakeland Center (Lakeland, FL) |
| September 28 | Florida | W, 5-2 | Veterans Memorial Coliseum (Jacksonville, FL) |
| September 30 | Hartford | T, 4-4 | ThunderDome |
| October 4 | Florida | L, 2-3 | ThunderDome |
| 1994 (5-2-1) | | | |
| September 13 | St. Louis | L, 1-7 | Lakeland Center (Lakeland, FL) |
| September 16 | Atlanta (IHL) | W, 5-3 | Lakeland Center (Lakeland, FL) |
| September 17 | Atlanta (IHL) | W, 4-1 | Omni Coliseum (Atlanta, GA) |
| September 19 | Washington | L, 1-2 (OT) | Tallahassee-Leon County Civic Center |
| September 23 | St. Louis | T, 4-4 | Peoria Civic Center (Peoria, IL) |
| September 24 | Buffalo | W, 7-3 | North Charleston Coliseum (Charleston, SC) |
| September 27 | Florida | W, 2-0 | Miami Arena |
| September 28 | Florida | W, 3-1 | ThunderDome |
| 1993 (4-3-2) | | | |
| September 16 | Florida | W, 4-3 | Lakeland Civic Center (Lakeland, FL) |
| September 17 | St. Louis | T, 2-2 | Lakeland Civic Center (Lakeland, FL) |
| September 18 | Florida | L, 1-5 | Veterans Memorial Coliseum (Jacksonville, FL) |
| September 19 | Florida | W, 4-2 | Miami Arena |
| September 21 | St. Louis | W, 5-3 | Peoria Civic Center (Peoria, IL) |
| September 25 | St. Louis | W, 3-0 | Orlando Arena (Orlando, FL) |
| September 29 | Dallas | T, 5-5 | Orlando Arena (Orlando, FL) |
| October 1 | Boston | L, 2-4 | ThunderDome |
| October 2 | Boston | L, 2-3 (OT) | Omni Coliseum (Atlanta, GA) |
| 1992 (5-2-2) | | | |
| September 18 | Minnesota | T, 4-4 | Expo Hall |
| September 19 | Minnesota | W, 5-2 | Lakeland Civic Center (Lakeland, FL) |
| September 22 | St. Louis | W, 6-3 | St. Louis Arena |
| September 23 | St. Louis | L, 4-6 | Expo Hall |
| September 25 | Ottawa | T, 3-3 | Lakeland Civic Center (Lakeland, FL) |
| September 27 | Ottawa | W, 4-3 | Ottawa Civic Centre |
| September 29 | Philadelphia | W, 5-3 | Orlando Arena (Orlando, FL) |
| October 2 | Boston | L, 2-3 | Expo Hall |
| October 3 | Boston | W, 5-2 | Omni Coliseum (Atlanta, GA) |

PERSONNEL HISTORY

| OWNERS | |
|--|--------------------|
| Jeff Vinik, Tampa Bay Sports and Entertainment | 2010 - Present |
| OK Hockey | 2008-09 - 2009-10 |
| Palace Sports & Entertainment, Inc. | 1999-00 - 2007-08 |
| Art Williams | 1998-99 |
| Kokusai Green, Ltd. | 1992-93 - 1997-98 |
| CHIEF EXECUTIVE OFFICER | |
| Steve Griggs | 2015-16 - Present |
| Tod Leiwewe | 2010-11 - 2014-15 |
| Tom Wilson | 1999-00 - 2007-08 |
| Billy McGehee | 1998-99 |
| Steve Oto | 1995-96 - 1997-98 |
| PRESIDENTS | |
| Steve Griggs | 2013-14 - 2014-15 |
| Len Barrie | 2008-09 - 2009-10 |
| Ron Campbell | 1999-00 - 2007-08 |
| Billy McGehee | 1998-99 |
| Chuck Hasegawa (interim) | 1997-98 |
| Steve Oto | 1995-96 - 1997-98 |
| Yoshio Nakamura | 1992-93 - 1994-95 |
| GENERAL MANAGERS | |
| Julien BriseBois | 2018-19 - Present |
| Steve Yzerman | 2010-11 - 2017-18 |
| Brian Lawton | 2008-09 - 2009-10 |
| Jay Feaster | 2001-02 - 2007-08 |
| Rick Dudley | 1999-00 - 2001-02 |
| Jacques Demers | 1998-99 |
| Phil Esposito | 1992-93 - 1998-99 |
| HEAD COACHES | |
| Jon Cooper | 2012-13 - Present |
| Guy Boucher | 2010-11 - 2012-13 |
| Rick Tocchet | 2009-10 |
| Rick Tocchet (interim) | 2008-09 |
| Barry Melrose | 2008-09 (16 games) |
| John Tortorella | 2000-01 - 2007-08 |
| Steve Ludzik | 1999-00 - 2000-01 |
| Jacques Demers | 1997-98 - 1998-99 |
| Rick Paterson (interim) | 1997-98 |
| Terry Crisp | 1992-93 - 1997-98 |
| ASSISTANT COACHES | |
| Derek Lalonde | 2017-18 - Present |
| Jeff Halpern | 2017-18 - Present |
| Todd Richards | 2015-16 - Present |
| Brad Lauer | 2014-15 - 2017-18 |
| Rick Bonness | 2013-14 - 2017-18 |
| George Gwozdecky | 2013-14 - 2014-15 |
| Steve Thomas | 2012-13 - 2015-16 |
| Dan Lacroix | 2010-11 - 2012-13 |
| Martin Raymond | 2010-11 - 2012-13 |
| Wayne Flemming | 2010-11 - 2011-12 |
| Jim Johnson | 2009-10 (17 games) |
| Rick Wilson | 2009-10 |
| Cap Raeder | 2008-09 - 2009-10 |
| Wes Walz | 2008-09 - 2009-10 |
| Mike Sullivan | 2008-09 |
| Rick Tocchet | 2008-09 |
| Mike Sullivan | 2007-08 |
| Jeff Reese | 2000-01 - 2007-08 |
| Craig Ramsay | 2000-01 - 2006-07 |
| John Tortorella | 2000-01 |
| John Torcchetti | 1999-00 - 2000-01 |
| Brad Shaw | 1999-00 |
| John Cullen | 1998-99 - 1999-00 |
| Paulin Bordonale | 1997-98 - 1998-99 |
| Rick Paterson | 1996-97 - 1997-98 |
| Dave MacQueen | 1995-96 - 1997-98 |
| Chris Reichart | 1993-94 |
| Danny Gare | 1992-93 - 1995-96 |
| Wayne Cashman | 1992-93 - 1995-96 |
| CAPTAINS | |
| Steven Stankos | 2013-14 - Present |
| Martin St. Louis | 2013-14 |
| Vincent Lecavalier | 2008-09 - 2012-13 |
| Tim Taylor | 2006-07 - 2007-08 |
| Dave Andreychuk | 2002-03 - 2005-06 |
| Vincent Lecavalier | 1999-00 - 2000-01 |
| Chris Gratton | 1999-00 |
| Bill Houlder | 1999-00 |
| Rob Zamuner | 1998-99 |
| Mikael Renberg | 1997-98 |
| Paul Ysebaert | 1995-96 - 1997-98 |
| None | 1992-93 - 1994-95 |

AWARDS & HONORS

| | | | |
|--|------------------------------|--|-------------------|
| HART TROPHY | | PLAYER/STARS OF THE MONTH | |
| Nikita Kucherov | 2018-19 | Nikita Kucherov (1st Star*) | February 2019 |
| Martin St. Louis | 2003-04 | Nikita Kucherov (1st Star*) | December 2018 |
| ART ROSS TROPHY | | Nikita Kucherov (3rd Star*) | December 2017 |
| Nikita Kucherov | 2018-19 | Steven Stamkos (1st Star*) | October 2017 |
| Martin St. Louis | 2003-04, 2012-13 | Nikita Kucherov (2nd Star*) | October 2017 |
| CONN SMYTHE TROPHY | | Nikita Kucherov (1st Star*) | March 2017 |
| Brad Richards | 2003-04 | Nikita Kucherov (2nd Star*) | November 2016 |
| JAMES NORRIS MEMORIAL TROPHY | | Steven Stamkos (1st Star*) | February 2013 |
| Victor Hedman | 2017-18 | Steven Stamkos (3rd Star*) | February 2012 |
| VEZINA TROPHY | | Steven Stamkos (2nd Star*) | December 2011 |
| Andrei Vasilevskiy | 2018-19 | Steven Stamkos (1st Star*) | November 2010 |
| GENERAL MANAGER OF THE YEAR AWARD | | Vincent Lecavalier (3rd Star*) | November 2007 |
| Steve Yzerman | 2014-15 | Vincent Lecavalier (3rd Star*) | March 2007 |
| LADY BYNC MEMORIAL TROPHY | | Martin St. Louis | February 2004 |
| Martin St. Louis | 2009-10, 2010-11, 2012-13 | Martin St. Louis | January 2004 |
| Brad Richards | 2003-04 | Nikolai Khabibulin | October 2003 |
| JACK ADAMS AWARD | | Nikolai Khabibulin | March 2003 |
| John Tortorella | 2003-04 | STEVEN/STARS OF THE WEEK | |
| LESTER B. PEARSON | | Player/Stars (2nd Star*) | March 25, 2019 |
| Martin St. Louis | 2003-04 | Nikita Kucherov (1st Star*) | February 18, 2019 |
| TED LINDSAY AWARD | | Nikita Kucherov (3rd Star*) | December 24, 2018 |
| Nikita Kucherov | 2018-19 | Nikita Domingue (2nd Star*) | December 10, 2018 |
| NHL PLUS–MINUS AWARD | | Nikita Kucherov (3rd Star*) | November 26, 2018 |
| Martin St. Louis | 2003-04 (co-winner) | Brayden Point (3rd Star*) | November 5, 2018 |
| BILL MASTERTON AWARD | | Nikita Kucherov (2nd Star*) | November 13, 2017 |
| John Cullen | 1998-99 | Steven Stamkos (1st Star*) | October 23, 2017 |
| MAURICE 'ROCKET' RICHARD TROPHY | | Nikita Kucherov (2nd Star*) | October 23, 2017 |
| Steven Stamkos | 2009-10 (co-winner), 2011-12 | Brayden Point (3rd Star*) | April 10, 2017 |
| Vincent Lecavalier | 2006-07 | Nikita Kucherov (1st Star*) | March 27, 2017 |
| NHL FOUNDATION PLAYER AWARD | | Nikita Kucherov (1st Star*) | March 6, 2017 |
| Vincent Lecavalier | 2007-08 | Nikita Kucherov (1st Star*) | November 7, 2016 |
| KING CLANCY MEMORIAL TROPHY | | Ryan Callahan (2nd Star*) | February 29, 2016 |
| Vincent Lecavalier | 2007-08 | Ben Bishop (3rd Star*) | March 23, 2015 |
| PRESIDENTS' TROPHY | | Cedric Paquette (2nd Star*) | February 2, 2015 |
| 2018-19 | | Ryan Callahan (2nd Star*) | December 1, 2014 |
| PRINCE OF WALES TROPHY | | Steven Stamkos (3rd Star*) | October 20, 2014 |
| 2003-04, 2014-15 | | Andreas Lindback (1st Star*) | April 14, 2014 |
| STANLEY CUP | | Martin St. Louis (1st Star*) | January 20, 2014 |
| 2003-04 | | Steven Stamkos (1st Star*) | October 28, 2013 |
| ALL-STAR REPRESENTATIVES | | Steven Stamkos (2nd Star*) | February 25, 2013 |
| Nikita Kucherov | 2018-19 | Martin St. Louis (3rd Star*) | January 28, 2013 |
| Steven Stamkos | 2018-19 | Steven Stamkos (2nd Star*) | April 9, 2012 |
| Andrei Vasilevskiy | 2018-19 | Teddy Purcell (2nd Star*) | February 27, 2012 |
| Victor Hedman | 2017-18 | Steven Stamkos (1st Star*) | January 2, 2012 |
| Nikita Kucherov | 2017-18 | Vincent Lecavalier (2nd Star*) | April 11, 2011 |
| Brayden Point | 2017-18 | Steven Stamkos (2nd Star*) | January 24, 2011 |
| Steven Stamkos | 2017-18 | Steven Stamkos (3rd Star*) | October 25, 2010 |
| Andrei Vasilevskiy | 2017-18 | Steven Stamkos (2nd Star*) | March 8, 2010 |
| Nikita Kucherov | 2016-17 | Steven Stamkos (1st Star*) | February 15, 2010 |
| Victor Hedman | 2016-17 | Mike Smith (2nd Star*) | January 4, 2010 |
| Steven Stamkos | 2015-16 | Johan Holmqvist (2nd Star*) | January 21, 2008 |
| Ben Bishop | 2015-16 | Vincent Lecavalier (1st Star*) | November 19, 2007 |
| Steven Stamkos | 2014-15 | Vincent Lecavalier (1st Star*) | November 12, 2007 |
| Tyler Johnson | 2014-15 | Brad Richards (3rd Star*) | February 26, 2007 |
| Steven Stamkos | 2010-11 | Vincent Lecavalier (1st Star*) | December 25, 2006 |
| Martin St. Louis | 2010-11 (alternate captain) | Vincent Lecavalier (2nd Star*) | December 11, 2006 |
| Steven Stamkos | 2010-11 | Martin St. Louis (1st Star*) | November 26, 2006 |
| Vincent Lecavalier | 2008-09 | Nikolai Khabibulin | March 1, 2004 |
| Martin St. Louis | 2008-09 | Jassen Cullimore/Cory Sarich | November 17, 2003 |
| Vincent Lecavalier | 2007-08 (captain, starter) | Vincent Lecavalier | February 9, 2004 |
| Martin St. Louis | 2006-07 | Vaclav Prospal | March 16, 2003 |
| Vincent Lecavalier | 2006-07 | Nikolai Khabibulin | March 2, 2003 |
| Martin St. Louis | 2003-04 (starter) | Nikolai Khabibulin | November 17, 2002 |
| Pavel Kubina | 2003-04 | Nikolai Khabibulin | November 25, 2001 |
| Martin St. Louis | 2002-03 | Daymond Langkow | February 24, 1997 |
| Vincent Lecavalier | 2002-03 | Daren Puppa | April 15, 1992 |
| Nikolai Khabibulin | 2002-03 | Daren Puppa | March 11, 1996 |
| Nikolai Khabibulin | 2001-02 | Daren Puppa | November 27, 1995 |
| Fredrik Modin | 2000-01 | Daren Puppa | January 10, 1994 |
| Petr Svoboda | 1999-00 | ROOKIE OF THE MONTH | |
| Wendel Clark | 1998-99 | Yann Gourde | February 2018 |
| Dmitri Khristin | 1996-97 (starter) | Ondrej Palat | Mar. 2014 |
| Roman Hamrlik | 1995-96 | Ondrej Palat | Jan. 2014 |
| Brian Bradley | 1993-94 | Brad Richards | Oct. 2000 |
| Brian Bradley | 1992-93 | Vincent Lecavalier | Feb. 1999 |
| YOUNGSTARS GAME REPRESENTATIVES | | Daymond Langkow | Feb. 1997 |
| Steven Stamkos | 2008-09 | *Three-Star system introduced for 2006-07 season | |
| Mike Lundin | 2007-08 | NHL POSTSEASON ALL-STAR TEAM SELECTIONS | |
| Paul Ranger | 2006-07 | Nikita Kucherov | 1st Team, 2018-19 |
| ALL-ROOKIE TEAM | | Andrei Vasilevskiy | 1st Team, 2018-19 |
| Anthony Cirelli | 2018-19 | Victor Hedman | 2nd Team, 2018-19 |
| Tyler Johnson | 2013-14 | Nikita Kucherov | 1st Team, 2017-18 |
| Ondrej Palat | 2013-14 | Victor Hedman | 1st Team, 2017-18 |
| Brad Richards | 2000-01 | Nikita Kucherov | 2nd Team, 2016-17 |
| | | Victor Hedman | 2nd Team, 2016-17 |
| | | Ben Bishop | 2nd Team, 2015-16 |
| | | Martin St. Louis | 2nd Team, 2012-13 |
| | | Steven Stamkos | 2nd Team, 2011-12 |
| | | Steven Stamkos | 2nd Team, 2010-11 |
| | | Martin St. Louis | 2nd Team, 2010-11 |
| | | Martin St. Louis | 2nd Team, 2009-10 |
| | | Vincent Lecavalier | 2nd Team, 2006-07 |
| | | Martin St. Louis | 2nd Team, 2006-07 |
| | | Dan Boyle | 2nd Team, 2006-07 |
| | | Martin St. Louis | 1st Team, 2003-04 |

ALL-TIME SWEATER NUMBERS

| | | | |
|---------------------------------------|---------------------------------|------------------------------------|-----------------------------------|
| 1 | Michael Nylander 1999-00 | 16 | Chris Kontos 1992-93 |
| Wendell Young 1992-93 - 1994-95 | Todd Wariner 1999-00 - 2000-01 | Jason Lafreniere 1993-94 | Shawn Chambers 1992-93 - 1994-95 |
| Jeff Reese 1995-96 | Martin Cibak 2003-04 - 2005-06 | Ben Hankinson 1994-95 | Aaron Govey 1995-96 |
| Zac Bierk 1997-98 - 1999-00 | Mark Recchi 2008-09 | Troy Mallette 1997-98 | Dino Ciccarelli 1996-97 - 1997-98 |
| Evgeny Konstantinov 2000-01 - 2002-03 | Matt Walker 2009-10 | Darcy Tucker 1997-98 - 1999-00 | Paul Mara 1998-99 - 1999-00 |
| Sean Burke 2005-06 | Randy Jones 2010-11 | Juha Ylonen 2001-02 | Chris McAlpine 1999-00 |
| | Mark Barberio 2012-13 - 2014-15 | Alexander Svitov 2002-03 - 2003-04 | Wayne Primeau 1999-00 - 2000-01 |
| | | Jim Campbell 2005-06 | Dan Boyle 2001-02 - 2007-08 |
| 2 | | Jason Ward 2006-07 - 2008-09 | Marek Malik 2008-09 |
| Stephane J.G. Richer 1992-93 | | Drew Miller 2009-10 | Ryan Shannon 2011-12 |
| Bob Beers 1992-93 - 1993-94 | | Mark Parrish 2009-10 | J.P. Cote 2013-14 |
| Enrico Ciccone 1993-94 | | Teddy Purcell 2009-10 - 2013-14 | Erik Condra 2015-16 |
| Bill Houlder 1995-96 - 1996-97 | | | |
| Mike McBain 1997-98 - 1998-99 | | | |
| Paul Mara 1999-00 - 2000-01 | | | |
| Stan Neckar 2000-01 - 2002-03 | | | |
| 2003-04 | | | |
| Timo Helbling 2005-06 | | | |
| Dan Jancevski 2007-08 | | | |
| Alexandre Picard 2007-08 | | | |
| Lukas Krajcek 2008-09 - 2009-10 | | | |
| Erik Brewer 2010-11 - 2014-15 | | | |
| 3 | | | |
| Doug Crossman 1992-93 | | | |
| Shawn Rivers 1992-93 | | | |
| Eric Charon 1993-94 - 1995-96 | | | |
| Pavel Kubina 1997-98 - 1998-99 | | | |
| Sami Helenius 1998-99 | | | |
| Sergey Gusev 1998-99 - 1999-00 | | | |
| Grant Ledyard 2000-01 - 2001-02 | | | |
| Marc Bergevin 2002-03 | | | |
| Doug Janik 2006-07 - 2007-08 | | | |
| Ty Wishart 2008-09 | | | |
| Keith Aulie 2011-12 - 2013-14 | | | |
| 4 | | | |
| Cory Cross 1993-94 - 1998-99 | | | |
| Vincent Lecavalier 1999-00 - 2012-13 | | | |
| 5 | | | |
| Rob Ramage 1992-93 | | | |
| Normand Rochefort 1993-94 | | | |
| Drew Bannister 1995-96 | | | |
| Igor Ulanova 1995-96 - 1997-98 | | | |
| Bruce Gardiner 1999-00 | | | |
| Jassen Cullimore 1997-98 - 1998-99 | | | |
| 2000-01 - 2003-04 | | | |
| Darryl Sydor 2005-06 | | | |
| Matt Corle 2008-09 | | | |
| Mattias Ohlund 2009-10 - 2012-13 | | | |
| Jason Garrison 2014-15 - 2016-17 | | | |
| Dan Girardi 2017-18 - 2018-19 | | | |
| 6 | | | |
| Alain Cote 1992-93 | | | |
| Donald Dufresne 1993-94 | | | |
| Adrien Plavsky 1994-95 - 1995-96 | | | |
| Craig Wolanin 1996-97 - 1997-98 | | | |
| David Wilkie 1997-98 - 1998-99 | | | |
| Karel Betik 1998-99 | | | |
| Bryan Muir 1999-00 - 2000-01 | | | |
| Adrian Aucoin 2000-01 | | | |
| Sascha Goc 2001-02 | | | |
| Andrew Hutchinson 2008-09 | | | |
| Josef Melichar 2008-09 | | | |
| Kurtis Foster 2009-10 | | | |
| Ryan Malone 2010-11 | | | |
| Sami Salo 2012-13 - 2013-14 | | | |
| Anton Stralman 2014-15 - 2018-19 | | | |
| 7 | | | |
| Rob Zamuner 1992-93 - 1998-99 | | | |
| Ben Clymer 1999-00 - 2003-04 | | | |
| Luke Richardson 2006-07 | | | |
| Michel Ouellet 2007-08 | | | |
| Noah Welch 2008-09 | | | |
| Brett Clark 2010-11 - 2011-12 | | | |
| Radko Gudas 2013-14 - 2014-15 | | | |
| Mathieu Joseph 2018-19 | | | |
| 8 | | | |
| Ken Hodge 1992-93 | | | |
| Herb Raglan 1992-93 | | | |
| Jason Ruff 1993-94 | | | |
| Jamie Huscroft 1996-97 - 1997-98 | | | |
| Vincent Lecavalier 1998-99 | | | |

| | | | |
|------------------------------------|-------------------------------------|-----------------------------------|--------------------------------------|
| 17 | Basil McRae 1992-93 | 22 | Shawn Chambers 1992-93 - 1994-95 |
| Jason Lafreniere 1992-93 | Chris Joseph 1993-94 | Aaron Govey 1995-96 | Alex Selivanov 1994-95 - 1998-99 |
| Gerard Gallant 1993-94 - 1994-95 | Rich Sutter 1994-95 | Dino Ciccarelli 1996-97 - 1997-98 | Viacheslav Butsayev 1999-00 |
| Brent Peterson 1996-97 - 1997-98 | Ben Hankinson 1994-95 | Paul Mara 1998-99 - 1999-00 | Pavel Torgaev 1999-00 |
| Wendell Clark 1998-99 | Brian Bellows 1995-96 - 1996-97 | Chris McAlpine 1999-00 | Dan Boyle 2001-02 |
| Steve Guolla 1999-00 | Bryan Marchment 1997-98 | Wayne Primeau 1999-00 - 2000-01 | Dmitry Afanosenkov 2001-02 - 2006-07 |
| Brian Holzinger 1999-00 | Michael Sykora 1998-99 | Dan Boyle 2001-02 - 2007-08 | Craig MacDonald 2007-08 |
| Ryan Johnson 1999-00 - 2000-01 | Petr Svoboda 1998-99 - 2000-01 | Janne Laukkonen 2002-03 | Janne Niskala 2008-09 |
| Ryan Tobler 2001-02 | Antero Niittymäki 2009-10 | Jamie Howard 2008-09 | Brendan Mikkelson 2011-12 - 2012-13 |
| Ruslan Fedotenko 2002-03 - 2006-07 | Don Ellis 2010-11 | Mike Commadore 2011-12 | Slater Koekkoek 2014-15 - 2018-19 |
| 2007-08 | Dwayne Roloson 2011-12 | J.T. Brown 2013-14 - 2017-18 | |
| 2008-09 | Cedrick Desjardins 2010-11, 2013-14 | | |
| 2009-10 | Ben Bishop 2012-13 - 2016-17 | | |
| Alex Killom 2012-13 | | | |
| 18 | | | |
| Rob DiMaio 1992-93 - 1993-94 | | | |
| 2005-06 - 2006-07 | | | |
| 2006-07 | | | |
| 1994-95 | | | |
| Denis Savard 1995-96 - 1998-99 | | | |
| Daymond Langkow 1995-96 - 1998-99 | | | |
| Marek Pasmay 1999-00 - 2000-01 | | | |
| Ryan Tobler 2001-02 | | | |
| Zdeno Ciger 2001-02 | | | |
| Jimmie Olvestad 2002-03 | | | |
| Adam Hall 2008-09, 2012-13 | | | |
| Ondrej Palat 2013-14 | | | |
| 19 | | | |
| Brian Bradley 1992-93 - 1997-98 | | | |
| Steve Martins 1999-00 | | | |
| Brad Richards 2000-01 - 2007-08 | | | |
| Stephane Veilleux 2009-10 | | | |
| Dominic Moore 2010-11 - 2011-12 | | | |
| J.T. Brown 2011-12 | | | |
| B.J. Crombeen 2012-13 - 2013-14 | | | |
| Cory Conacher 2016-17 | | | |
| 20 | | | |
| Michel Mongeau 1992-93 | | | |
| Jason Ruff 1992-93 | | | |
| Randy Gilhen 1992-93 | | | |
| Rudy Poeschek 1993-94 - 1996-97 | | | |
| Mikael Renberg 1997-98 - 1998-99 | | | |
| Chris Gratton 1998-99 | | | |
| Corey Spring 1998-99 | | | |
| Stan Drulia 1999-00 - 2000-01 | | | |
| Vaclav Prospal 2001-02 - 2002-03 | | | |
| 2005-06 - 2008-09 | | | |
| Tim Wallace 2011-12 | | | |
| Evgeni Nabokov 2014-15 | | | |
| Matt Toormina 2015-16 | | | |
| 21 | | | |
| Tim Bergland 1992-93 - 1993-94 | | | |
| Bob Halkidis 1994-95 - 1995-96 | | | |
| Mick Vukota 1997-98 | | | |
| Jody Hull 1997-98 | | | |
| Craig Janney 1998-99 | | | |
| Alexandre Daigle 1998-99 | | | |
| Andreas Johansson 1999-00 | | | |
| Cory Sarich 1999-00 - 2006-07 | | | |
| Mathieu Darche 2007-08 | | | |
| Cory Murphy 2008-09 | | | |
| David Hale 2009-10 | | | |
| Mattias Ritola 2010-11 - 2011-12 | | | |
| Brandon Segal 2011-12 | | | |
| Mike Kostka 2013-14 | | | |
| Brayden Point 2016-17 | | | |

| | | | |
|-------------------------------------|-------------------------------------|----------------------------------|----------------------------------|
| 23 | Mike Hartman 1992-93 | 28 | Marc Bureau 1992-93 - 1994-95 |
| Chris Joseph 1993-94 | Chris Joseph 1993-94 | Steven Finn 1995-96 | Steven Finn 1995-96 |
| Jason Lafreniere 1992-93 | Chris LiPuma 1992-93 | Patrick Poulin 1995-96 - 1997-98 | Patrick Poulin 1995-96 - 1997-98 |
| Gerard Gallant 1993-94 - 1994-95 | Kevin Hodson 1998-99 | Cory Spring 1997-98 | Cory Spring 1997-98 |
| Brent Peterson 1996-97 - 1997-98 | Marc Denis 2006-07 - 2007-08 | Kjell Samuelsson 1998-99 | Kjell Samuelsson 1998-99 |
| Bryan Marchment 1997-98 | Mike McKenna 2008-09 | Reid Simpson 1999-00 | Reid Simpson 1999-00 |
| Michael Sykora 1998-99 | Antero Niittymäki 2009-10 | Nils Ekman 1999-00 - 2000-01 | Nils Ekman 1999-00 - 2000-01 |
| Petr Svoboda 1998-99 - 2000-01 | Don Ellis 2010-11 | Sheldon Keefe 2001-02 - 2002-03 | Sheldon Keefe 2001-02 - 2002-03 |
| Janne Laukkonen 2002-03 | Dwayne Roloson 2011-12 | Zenon Konopka 2008-09 - 2009-10 | Zenon Konopka 2008-09 - 2009-10 |
| Jamie Howard 2008-09 | Cedrick Desjardins 2010-11, 2013-14 | Mathieu Roy 2010-11, 2012-13 | Mathieu Roy 2010-11, 2012-13 |
| Mike Commadore 2011-12 | Ben Bishop 2012-13 - 2016-17 | Cody Kunk 2013-14 | Cody Kunk 2013-14 |
| J.T. Brown 2013-14 - 2017-18 | | Luke Witkowski 2016-17 | Luke Witkowski 2016-17 |
| 24 | | | |
| Danton Cole 1992-93 - 1994-95 | | | |
| Jason Wiemer 1995-96 - 1997-98 | | | |
| Reid Simpson 1998-99 | | | |
| Kyle Freadrich 2000-01 | | | |
| Shane Willis 2001-02 - 2003-04 | | | |
| Andreas Karlsson 2006-07 - 2007-08 | | | |
| Matt Pettinger 2008-09 | | | |
| Johan Harjo 2010-11 | | | |
| Trevor Smith 2011-12 | | | |
| Dmitry Korobov 2013-14 | | | |
| Ryan Callahan 2013-14 | | | |
| 25 | | | |
| Marc Bergevin 1992-93 - 1994-95 | | | |
| Allan Egeland 1996-97 - 1997-98 | | | |
| Dan Kesa 1999-00 | | | |
| Dwayne Hay 1999-00 | | | |
| Wayne Andreychuk 2001-02 - 2005-06 | | | |
| Matt Carle 2012-13 - 2015-16 | | | |
| 26 | | | |
| Matt Harvey 1992-93 | | | |
| Chris LiPuma 1993-94 - 1995-96 | | | |
| Jay Wells 1996-97 | | | |
| Jason Bonsignore 1997-98 | | | |
| Mike Sillinger 1998-99 - 1999-00 | | | |
| Martin St. Louis 2000-01 - 2013-14 | | | |
| 27 | | | |
| Stan Drulia 1992-93 | | | |
| Jim Cummins 1994-95 | | | |
| Brantt Myhras 1994-95 | | | |
| Alexander Semak 1994-95 | | | |
| David Shaw 1995-96 - 1997-98 | | | |
| Brent Peterson 1998-99 | | | |
| Colin Forbes 1998-99 - 1999-00 | | | |
| Jassen Cullimore 1999-00 | | | |
| Steve Martins 2000-01 | | | |
| Sheldon Keefe 2000-01 | | | |
| Tim Taylor 2001-02 - 2007-08 | | | |
| Brandon Bochenski 2008-09 - 2009-10 | | | |
| Bruno Gervais 2011-12 | | | |
| Jonathan Drouin 2014-15 - 2016-17 | | | |
| Ryan McDonagh 2017-18 | | | |
| 28 | | | |
| Marc Bureau 1992-93 - 1994-95 | | | |
| Steven Finn 1995-96 | | | |
| Patrick Poulin 1995-96 - 1997-98 | | | |
| Cory Spring 1997-98 | | | |
| Kjell Samuelsson 1998-99 | | | |
| Reid Simpson 1999-00 | | | |
| Nils Ekman 1999-00 - 2000-01 | | | |
| Sheldon Keefe 2001-02 - 2002-03 | | | |
| Zenon Konopka 2008-09 - 2009-10 | | | |
| Mathieu Roy 2010-11, 2012-13 | | | |
| Cody Kunk 2013-14 | | | |
| Luke Witkowski 2016-17 | | | |

| | | | |
|-----------------------|------------------------------------|-------------------|------------------------------------|
| 1992-03 - 2003-04 | 53 Brandon Segal | 2008-09 | 77 Chris Gratton |
| 2007-08 | Luke Witkowski | 2014-15 - 2015-16 | |
| 2008-09 - 2009-10 | 54 Gaetan Royer | 2001-02 | Victor Hedman |
| 2016-17 | Paul Ranger | 2005-06 - 2009-10 | 78 Byron Froese |
| | Cedric Paquette | 2013-14 | |
| 1993-94 - 1995-96 | 55 Drew Bannister | 1995-96 - 1996-97 | 79 Vladimir Vujtek |
| 1997-98 - 1998-99 | Darryl Sydor | 1998-99 | |
| 1999-00 - 2000-01 | Josef Boumedienne | 2001-02 | 80 Kevin Weekes |
| 2002-08 - 2010-11 | Shane O'Brien | 2003-04 | Edward Pasquale |
| 2012-13 - 2013-14 | Matt Lashoff | 2008-09 - 2009-10 | |
| | Matt Taormina | 2012-13 | 81 Jonathan Marc |
| | Bradlyon Coburn | 2014-15 | Erik Cernak |
| 2017-18 | 56 Ian Herbers | 1999-00 | 85 Petr Klima |
| | Kyle Wanvig | 2006-07 | |
| | Vladimir Mihalik | 2008-09 - 2009-10 | 86 Nikita Kucherov |
| | Nikita Kucherov | 2013-14 | |
| 2007-08 - 2010-11 | 57 Kristian Kudroc | 2000-01 | 88 Andrei Vasilev |
| | 58 Scott Jackson | 2009-10 | 89 Cory Conacher |
| 2010-11 - 2012-13 | 59 Mike Angelidis | 2011-12 | Nikita Nesterov |
| assault 2014-15 | Jake Detchin | 2016-17 | Cory Conacher |
| | 61 Alex Selivanov | 1998-99 | 90 Vladislav Namestnikov |
| | Cory Stillman | 2003-04 | 91 Steven Stamkos |
| 2009-10 - 2010-11 | Karl Stewart | 2006-07 - 2007-08 | |
| 2011-12 | Gabriel Dumont | 2016-17 | 92 Aaron Gavey |
| 2018-19 | 62 Andrei Nazarov | 1997-98 - 1998-99 | Joel Vermin |
| 1992-93 - 1997-98 | Kaspars Astashenko | 2000-01 | 93 Daren Puppa |
| her 1997-98 - 1999-00 | Andrej Sustr | 2013-14 - 2017-18 | |
| 2000-01 | Danick Martel | 2018-19 | |
| 2001-02 - 2006-07 | 63 Tyler Johnson | 2012-13 | 95 Michel Petit |
| 2008-09 | Matthew Peca | 2016-17 | |
| 2009-10 - 2013-14 | 64 Jason Bonsignore | 1997-98 - 1998-99 | 97 Matt Gilroy |
| 2015-16 | | | 98 Mikhail Sergachev |
| 1998-99 - 1999-00 | 65 Vladislav Namestnikov | 2013-14 | |
| 2000-01 | Yanni Gourde | 2015-16 | |
| 2001-02 | 67 Benoit Pouliot | 2012-13 | |
| 2005-06 | | | |
| 2007-08 | 70 Louis Domingue | 2017-18 | |
| 2014-15 - 2015-16 | 71 Mario Larocque | 1998-99 | |
| | Filip Kubla | 2006-07 - 2007-08 | |
| | Geoff Kinrade | 2008-09 | |
| | Richard Panik | 2012-13 - 2013-14 | |
| | Anthony Cirelli | 2017-18 | |
| | 73 Matt Elich | 2000-01 | |
| 1993-94 - 1994-95 | Adam Erne | 2016-17 | |
| 1998-99 | 74 Brantt Myhres | 1996-97 | |
| 1999-00 | Nick Tarnasky | 2005-06 - 2007-08 | |
| 2006-07 - 2007-08 | Ondrej Palat | 2012-13 | |
| 2009-10 - 2011-12 | 75 Radko Gudas | 2012-13 | |
| 2011-12 | | | |
| | 76 Evgeny Artyukhin | 2005-06 | |
| 2008-09 | Pierre-Cedric Labie | 2011-12 - 2013-14 | |
| 2013-14 - 2016-17 | | | |

ALL-TIME DRAFT SELECTIONS

| RD/NO. | PLAYER | POS | CLUB |
|-------------|-----------------------|-----|------------------------------------|
| 2019 | | | |
| 1/27 | Nolan Foote | LW | Kelowna (WHL) |
| 3/71 | Hugo Alnefelt | G | HV 71 (Sweden Jr) |
| 3/89 | Maxim Calkovic | RW | Saint John (QMJHL) |
| 4/120 | Max Crozier | D | Sioux Falls (USHL) |
| 6/182 | Quinn Schmiemann | D | Kamloops (WHL) |
| 7/198 | Mikhail Shalagin | LW | Spartak-2 (MHL) |
| 7/213 | McKade Webster | LW | Green Bay (USHL) |
| 2018 | | | |
| 2/59 | Gabriel Fortier | LW | Baie-Comeau (QMJHL) |
| 3/90 | Dmitry Semykin | D | SKA-1946 St. Petersburg (MHL) |
| 4/121 | Alexander Green | D | Lincoln (USHL) |
| 5/152 | Magnus Chrona | G | Nacha HK (Sweden Jr) |
| 6/183 | Cole Koepke | LW | Sioux City (USHL) |
| 7/206 | Radim Salda | D | Saint John (QMJHL) |
| 7/214 | Ty Taylor | G | Vernon (BCHL) |
| 2017 | | | |
| 1/14 | Callan Foote | D | Kelowna (WHL) |
| 2/48 | Alexander Volkov | RW | SKA St. Petersburg 2 (Russia Jr) |
| 3/76 | Alexey Lipanov | C | Balashikha (Russia Jr 2) |
| 6/169 | Nicklaus Perbix | D | Elk River (USHS) |
| 6/180 | Cole Guttman | C | Dubuque (USHL) |
| 7/200 | Samuel Walker | C | Edina (USHS) |
| 2016 | | | |
| 1/27 | Brett Howden | C | Moose Jaw (WHL) |
| 2/37 | Libor Hajek | D | Saskatoon (WHL) |
| 2/44 | Boris Katchouk | LW | Sault Ste. Marie (OHL) |
| 2/58 | Taylor Raddysch | RW | Eric (OHL) |
| 3/88 | Connor Ingram | G | Kamloops (WHL) |
| 4/118 | Noss Colton | C | Cedar Rapids (USHL) |
| 5/148 | Christopher Paquette | C | Niagara (OHL) |
| 6/178 | Oleg Sosunov | D | Loko-Yunior Yaroslav (Russia Jr 2) |
| 7/206 | Otto Somppi | C | Halifax (QMJHL) |
| 7/208 | Ryan Lohin | C | Waterloo (USHL) |
| 2015 | | | |
| 2/33 | Mitchell Stephens | C | Saginaw (OHL) |
| 2/44 | Matthew Spencer | D | Peterborough (OHL) |
| 3/64 | Dennis Yan | LW | Shawinigan (QMJHL) |
| 3/72 | Anthony Cirelli | C | Oshawa (OHL) |
| 4/118 | Jonne Tammela | RW | Kalpa (Finland) |
| 4/120 | Mathieu Joseph | RW | Saint John (QMJHL) |
| 5/150 | Ryan Zuhlsdorf | D | Sioux City (USHL) |
| 6/183 | Kristian Oldham | G | Omaha (USHL) |
| 6/180 | Bokondji Imama | LW | Saint John (QMJHL) |
| 2014 | | | |
| 1/19 | Anthony DeAngelo | D | Sarnia (OHL) |
| 2/35 | Dominik Masin | D | Slavia Jr. (CZRep-Jr) |
| 2/57 | Johnathan MacLeod | D | USA U-18 (USHL) |
| 3/79 | Brayden Point | C | Moose Jaw (WHL) |
| 4/119 | Ben Thomas | D | Calgary (WHL) |
| 6/170 | Cristiano DiGiacinto | LW | Windsor (OHL) |
| 7/185 | Cameron Darcy | C | Cape Breton (QMJHL) |
| 2013 | | | |
| 1/3 | Jonathan Drouin | LW | Halifax (QMJHL) |
| 2/33 | Adam Erne | LW | Quebec (QMJHL) |
| 5/124 | Kristers Gudlevskis | G | Riga Jr. (MHL) |
| 6/154 | Henri Ikonen | LW | Kingston (OHL) |
| 7/184 | Saku Salminen | C | Jokerit Jr. (Finland) |
| 7/186 | Joel Vermin | RW | Bern (Swiss-A) |
| 2012 | | | |
| 1/10 | Slater Koekoek | D | Peterborough (OHL) |
| 1/19 | Andrei Vasilevskiy | G | Ufa Jr. (MHL) |
| 2/40 | Dylan Blujus | D | Brampton (OHL) |
| 2/53 | Brian Hart | RW | Phillips-Exeter (N.H.) |
| 3/71 | Tanner Richard | C | Guelph (OHL) |
| 4/101 | Cedric Paquette | C | Blainville (QMJHL) |
| 6/161 | Jake Dotchin | D | Owen Sound (OHL) |
| 7/202 | Nikita Gusev | LW | CSKA Jr. (MHL) |
| 2011 | | | |
| 1/27 | Vladislav Namestnikov | C | London (OHL) |
| 2/58 | Nikita Kucherov | LW | CSKA 2 (Russia Jr) |
| 5/148 | Nikita Nesterov | G | Chelyabinsk 2 (Russia Jr) |
| 6/178 | Adam Wilcox | D | Green Bay (USHL) |
| 7/201 | Matthew Peca | C | Pembroke (CHL) |
| 7/208 | Ondrej Palat | LW | Drummondville (QMJHL) |
| 2010 | | | |
| 1/6 | Brett Connolly | RW | Prince George (WHL) |
| 3/63 | Brock Beukeboom | D | Sault Ste. Marie (OHL) |
| 3/66 | Radko Gudas | D | Everett (WHL) |
| 3/72 | Adam Janosik | D | Gatineau (QMJHL) |

| RD/NO. | PLAYER | POS | CLUB |
|-------------|---------------------|------|-------------------------------|
| 4/96 | Geoffrey Schmeitsch | D | Owen Sound (AHL) |
| 4/118 | James Mullin | C/RW | Shat. St. Mary's (USHS) |
| 6/156 | Brendan O'Donnell | C | Winnipeg South (WHL) |
| 7/186 | Teigan Zahn | D | Saskatoon (MHL) |
| 2009 | | | |
| 1/2 | Victor Hedman | D | Modo (Sweden) |
| 1/29 | Carter Ashton | RW | Lethbridge (WHL) |
| 2/52 | Richard Panik | RW | Trinec (Czech) |
| 4/93 | Alex Hutchings | LW | Barrie (OHL) |
| 5/148 | Michael Zador | G | Oshawa (OHL) |
| 6/162 | Jaroslav Janus | G | Eric (OHL) |
| 7/183 | Kirill Gotovets | D | Shattuck St. Mary's (USHS) |
| 2008 | | | |
| 1/1 | Steven Stamkos | C | Sarnia (OHL) |
| 4/117 | James Wright | C | Vancouver (WHL) |
| 5/122 | Dustin Tokarski | C | Spokane (WHL) |
| 5/147 | Kyle DeCoste | RW | Brampton (OHL) |
| 6/152 | Mark Barberio | D | Moncton (QMJHL) |
| 6/160 | Luke Witkowski | D | Ohio (USHL) |
| 7/182 | Matias Sointu | RW | Ilves Jr. (Finland) |
| 7/203 | David Carle | D | Shattuck-St. Mary's (USHS) |
| 2007 | | | |
| 2/47 | Dana Tyrell | C/RW | Prince George (WHL) |
| 3/75 | Luca Cunti | C | Dubendorf (Swiss-3) |
| 3/77 | Alexander Killorn | C | Deerfield (High-MA) |
| 4/107 | Mitch Fadden | C | Lethbridge (WHL) |
| 5/150 | Matt Marshall | C/RW | Nobles (High-MA) |
| 6/167 | Johan Harju | LW | Lulea (Sweden) |
| 7/183 | Torrie Jung | G | Kelowna (WHL) |
| 7/197 | Michael Ward | LW | Lewiston (QMJHL) |
| 7/210 | Justin Courttnall | D | Burnaby (BCHL) |
| 2006 | | | |
| 1/15 | Riku Helenius | G | Lives (Finland) |
| 3/78 | Kevin Quick | D | Salisbury H.S. (Conn.) |
| 6/168 | Dane Crowley | D | Swift Current (WHL) |
| 7/198 | Denis Kazionov | LW | Tver (Russia) |
| 2005 | | | |
| 1/30 | Vladimir Mihalik | D | Presov (Slovakia) |
| 3/73 | Radek Smolenak | LW | Kingston (OHL) |
| 3/89 | Chris Lawrence | C | Sault Ste. Marie (OHL) |
| 4/92 | Marek Bartanus | RW | Kosice (Slovakia Jr) |
| 4/102 | Blair Jones | C | Moose Jaw (WHL) |
| 5/133 | Stanislav Lasek | RW | Chicoutimi (QMJHL) |
| 6/163 | Marek Kvapil | RW | Saginaw (OHL) |
| 6/165 | Kevin Beech | RW | Sudbury (OHL) |
| 7/225 | John Wessbecker | D | Blake H.S. (Minn.) |
| 2004 | | | |
| 1/30 | Andy Rogers | D | Calgary (WHL) |
| 2/65 | Mark Tobin | LW | Rimouski (QMJHL) |
| 4/102 | Mike Lundin | D | U. of Maine (HE) |
| 5/158 | Brandon Elliott | D | Mississauga (OHL) |
| 5/163 | Dustin Collins | C/LW | Northern Michigan (CCHA) |
| 6/188 | Jan Zapletal | D | Vsetin (Czech Jr) |
| 6/191 | Karri Ramo | G | Pelicans (Finnish Jr) |
| 8/245 | Justin Keller | LW | Kelowna (WHL) |
| 2003 | | | |
| 2/34 | Mike Egner | D | Calgary (WHL) |
| 2/41 | Matt Smaby | D | Shattuck-St. Mary's (USHS) |
| 3/96 | Jonathan Boutin | G | Halifax (QMJHL) |
| 6/192 | Doug O'Brien | D | Hull (QMJHL) |
| 7/224 | Gerald Coleman | D | London (OHL) |
| 7/227 | Jay Rosehill | D | Olds (AJHL) |
| 8/255 | Raimonds Danilics | RW | Stalkers (Latvia Jr) |
| 8/256 | Brady Greco | D | Chicago (USHL) |
| 9/273 | Albert Vishnyakov | LW | Kazan (Russia) |
| 9/286 | Zbynek Hrdal | C | Rimouski (QMJHL) |
| 9/287 | Nick Tarnasky | C | Lethbridge (WHL) |
| 2002 | | | |
| 2/60 | Adam Henrich | LW | Brampton (OHL) |
| 4/100 | Dmitri Kazionov | C | Lada Togliatti (Russia) |
| 5/135 | Joseph Pearce | G | New Hampshire (EJHL) |
| 5/162 | Gerard Dicaire | D | Kootenay (WHL) |
| 6/170 | P.J. Atherton | D | Cedar Rapids (USHL) |
| 6/174 | Karri Akkanen | D | Ilves Tampere (Finland Jr) |
| 6/183 | Paul Ranger | D | Oshawa (OHL) |
| 7/213 | Fredrik Norrena | G | TPS (Finland) |
| 8/233 | Vasily Koshechkin | D | Lada Togliatti (Russia-1) |
| 8/255 | Ryan Craig | C | Brandon (WHL) |
| 8/256 | Darren Reid | RW | Medicine Hat (WHL) |
| 9/286 | Alexei Glukhov | LW | Khimik Voskresensk (Russia-2) |
| 9/287 | John Toffey | C | Ohio State (CCHA) |

| RD/NO. | PLAYER | POS | CLUB |
|-------------|----------------------|-----|--|
| 2001 | | | |
| 1/3 | Alexander Svitov | C | Omsk (Russia) |
| 2/47 | Alexander Polushin | RW | Tver (Russia) |
| 2/61 | Andreas Holmqvist | D | Hammarby (Sweden) |
| 3/94 | Evgeny Artyukhin | RW | Podolsk (Russia-2) |
| 4/123 | Aaron Lobb | RW | London (OHL) |
| 5/138 | Paul Lynch | D | Valley Jr. (EJHL) |
| 6/188 | Arthur Femenella | D | Sioux City (USHL) |
| 7/219 | Dennis Packard | LW | Harvard (ECAC) |
| 7/222 | Jeremy Van Hoof | D | Ottawa (OHL) |
| 8/252 | J.F. Soucy | C | Montreal (QMJHL) |
| 8/259 | Dimitri Bezrukov | LW | Neftekhimik (Russia) |
| 9/261 | Vitali Smolinov | C | Neftekhimik (Russia) |
| 9/281 | Ilya Solarev | LW | Molot Perm (Russia) |
| 9/289 | Henrik Bergfors | D | Sodertalje (Sweden Jr) |
| 2000 | | | |
| 1/8 | Nikita Alexeev | RW | Eric (OHL) |
| 2/34 | Ruslan Zanullin | RW | Ak Bars Kazan (Russia) |
| 3/81 | Alexander Kharitonov | RW | Dynamo Moscow (Russia) |
| 4/126 | Johan Hagglund | D | Modo Jr. (Sweden Jr) |
| 5/161 | Pavel Sedov | RW | Khimik Voskresensk (Russia-2) |
| 6/191 | Aaron Gionet | D | Kamloops (WHL) |
| 7/222 | Marek Priehodsky | D | Bratislava (Slovakia) |
| 7/226 | Brian Eklund | G | Brown University (ECAC) |
| 8/233 | Alexander Polukayev | G | SKA St. Petersburg (Russia-2) |
| 9/263 | Thomas Ziegler | C | HC Ambri-Piotta (Swiss) |
| 1999 | | | |
| 2/47 | Sheldon Keefe | RW | Barrie (OHL) |
| 3/67 | Evgeny Konstantinov | G | Ak Bars Kazan (Russia-2) |
| 3/75 | Brett Scheffemaier | D | Medicine Hat (WHL) |
| 3/88 | Jimmie Olvestad | LW | Djurgardens IF Stockholm (Sweden) |
| 5/127 | Kaspars Astashenko | D | Cincinnati (IHL) |
| 5/148 | Michal Lanicsek | G | Slavia Praha Jr. (Czech Jr) |
| 6/182 | Fedor Fedorov | LW | Port Huron (UHL) |
| 7/187 | Ivan Rachunek | LW | ZPS Zlin Jr. (Czech Jr) |
| 8/216 | Erkki Rajamaki | LW | HIFK Helsinki (Finland) |
| 9/244 | Mikko Kuparinen | D | Grand Rapids (IHL) |
| 1998 | | | |
| 1/1 | Vincent Lecavalier | C | Rimouski (QMJHL) |
| 3/64 | Brad Richards | C | Rimouski (QMJHL) |
| 3/72 | Dmitry Afanasev | LW | Torpedo Yaroslavl (Russia-2) |
| 4/92 | Eric Beaudoin | LW | Guelph (OHL) |
| 5/121 | Curtis Rich | D | Calgary (WHL) |
| 6/146 | Sergei Kuznetsov | C | Torpedo Yaroslavl (Russia-2) |
| 7/174 | Brett Allan | LW | Swift Current (WHL) |
| 7/194 | Oak Hewer | C | Sault Ste. Marie (OHL) |
| 8/221 | Daniel Hulak | D | Swift Current (WHL) |
| 9/229 | Chris Lyness | D | Rouyn-Noranda (QMJHL) |
| 9/252 | Martin Cibak | C | HK 32 Liptovsky Mikulas (Slovakia) |
| 1997 | | | |
| 1/7 | Paul Mara | D | Sudbury (OHL) |
| 2/33 | Kyle Kos | D | Red Deer (WHL) |
| 3/61 | Matt Elich | RW | Windsor (OHL) |
| 5/108 | Mark Thompson | D | Regina (WHL) |
| 5/109 | Jan Sulc | D | HC Chemopetrol Litvinov Jr. (Czech Jr) |
| 5/112 | Karel Betik | D | Kelowna (WHL) |
| 6/153 | Andrei Skopintsev | D | TPS Turku (Finland) |
| 7/168 | Justin Jack | RW | Kelowna (WHL) |
| 7/170 | Eero Somervuori | RW | Jokerit Helsinki (Finland) |
| 7/185 | Samuel St. Pierre | RW | Victoriaville (QMJHL) |
| 8/198 | Shawn Skolney | D | Seattle (WHL) |
| 9/224 | Paul Comrie | C | University of Denver (WCHA) |
| 1996 | | | |
| 1/16 | Mario Larocque | D | Hull (QMJHL) |
| 3/69 | Curtis Tipler | RW | Regina (WHL) |
| 5/125 | Jason Robinson | D | Niagara Falls (OHL) |
| 6/152 | Nikolai Ignatov | D | CSKA Moscow (CIS-2) |
| 6/157 | Xavier Delisle | C | Granby (QMJHL) |
| 7/179 | Pavel Kubina | D | HC Vitkovice (Czech) |
| 1995 | | | |
| 1/5 | Daymond Langkow | C | Tri-City (WHL) |
| 2/30 | Mike McBain | D | Red Deer (WHL) |
| 3/56 | Shane Willis | RW | Prince Albert (WHL) |
| 5/108 | Konsta Golokhvastov | RW | Dynamo Moscow (CIS) |
| 6/134 | Eduard Pershin | C | Dynamo Moscow (CIS) |
| 7/160 | Cory Murphy | D | Sault Ste. Marie (OHL) |
| 8/186 | Joe Cardarelli | LW | Spokane (WHL) |
| 9/212 | Zac Bierk | G | Peterborough (OHL) |

| RD/NO. | PLAYER | POS | CLUB |
|-------------|--------------------|-----|---------------------------|
| 1994 | | | |
| 1/8 | Jason Wiemer | C | Portland (WHL) |
| 2/34 | Colin Cloutier | C | Brandon (WHL) |
| 3/55 | Vadim Epanchintsev | C | Spartak Moscow (CIS) |
| 4/86 | Dmitri Klevakin | LW | Spartak Moscow (CIS) |
| 6/137 | Daniel Juden | C | Governor Dummer (USHS) |
| 6/138 | Bryce Salvador | D | Lethbridge (WHL) |
| 7/164 | Chris Maillet | D | Red Deer (WHL) |
| 8/190 | Alexei Baranov | D | Dynamo Moscow (CIS-2) |
| 9/216 | Yuri Smirnov | C | Spartak Moscow (CIS) |
| 10/242 | Shawn Gervais | C | Seattle (WHL) |
| 11/268 | Brian White | D | Arlington Catholic (USHS) |
| 1993 | | | |
| 1/3 | Chris Gratton | C | Kingston (OHL) |
| 2/29 | Tyler Moss | G | Kingston (OHL) |
| 3/55 | Allan Egeland | C | Tacoma (WHL) |
| 4/81 | Marian Kacir | RW | Owen Sound (OHL) |
| 5/107 | Ryan Brown | D | Swift Current (WHL) |
| 6/133 | Kiley Hill | LW | Sault Ste. Marie (OHL) |
| 7/159 | Mathieu Raby | D | Victoriaville (QMJHL) |
| 8/185 | Ryan Nauss | LW | Peterborough (OHL) |
| 9/211 | Alexandre Laporte | D | Victoriaville (QMJHL) |
| 10/237 | Brett Duncan | D | Seattle (WHL) |
| 11/263 | Mark Szoke | LW | Lethbridge (WHL) |
| 1992 | | | |
| 1/1 | Roman Hamrlik | D | AC ZPS Zlin (Czech) |
| 2/26 | Drew Bannister | D | Sault Ste. Marie (OHL) |
| 3/49 | Brent Gretzky | C | Belleville (OHL) |
| 4/74 | Aaron Gavey | C | Sault Ste. Marie (OHL) |
| 5/97 | Brant Myhras | RW | Lethbridge (WHL) |
| 6/122 | Martin Tanguay | C | Verdun (QMJHL) |
| 7/145 | Derek Wilkinson | G | Detroit (OHL) |
| 8/170 | Dennis Maxwell | LW | Niagara Falls (OHL) |
| 9/193 | Andrew Kemper | D | Seattle (WHL) |
| 10/218 | Marc Tardif | LW | Shawinigan (QMJHL) |
| 11/241 | Tom MacDonald | C | Sault Ste. Marie (OHL) |

SUPPLEMENTAL DRAFT SELECTIONS

| YEAR | NO. | PLAYER | POS | AMATEUR CLUB |
|------|-----|-------------------|-----|------------------------------|
| 1994 | 8 | Francois Bouchard | D | Northeastern University (HE) |
| 1993 | 3 | Brent Peterson | LW | Michigan Tech (WCHA) |
| 1992 | 1 | Cory Cross | D | University of Alberta (CIAU) |

WAIVER DRAFT HISTORY

| YEAR | PLAYER | POS | CLAIMED FROM |
|------|---------------------|-----|--------------|
| 2001 | Glen Metropolit | C | Washington |
| 2000 | Jason Podollan | RW | Los Angeles |
| 1999 | Viacheslav Butsayev | C | Ottawa |
| 1998 | Brent Gilchrist | LW | Detroit |
| 1997 | Mick Vukota | RW | NY Islanders |
| 1992 | Adam Creighton | C | NY Islanders |



ALL-TIME PLAYER ACQUISITIONS & TRADES

| | | | | | | | |
|----------------|---|----------------|---|----------------|--|----------------|---|
| Jun. 18, 1992 | Acquired the following players in the 1992 NHL Expansion Draft: RW Tim Bergland from Washington D Jeff Bloemberg from NY Rangers C Brian Bradley from Toronto G Frederic Chabot from Montreal D Shawn Chambers from Washington D Doug Crossman from Quebec RW Rob DiMaio from NY Islanders LW Mike Hartman from Winnipeg RW Tim Hunter from Calgary LW Steve Maltais from Quebec D Bob McGill from Detroit LW Basil McRae from Minnesota C Michel Mongeau from St. Louis RW Keith Osborne from Toronto D Rob Ramage from Minnesota D Joe Reekie from NY Islanders C Anatoli SemeNov from Edmonton LW Shayne Stevenson from Boston D Peter Taglianetti from Pittsburgh LW Dan Vincelette from Chicago G Wendell Young from Pittsburgh. Acquired G J.C. Bergeron from Montreal for G Frederic Chabot. | Oct. 16, 1992 | Acquired C Marc Bureau off waivers from Minnesota. | Sept. 6, 1994 | Acquired RW Alex SelivaNov from Philadelphia in exchange for a 1995 fourth-round draft pick | Mar. 18, 1997 | Acquired D Jeff Norton from Edmonton in exchange for D Drew Bannister and a 1997 sixth-round draft pick; Acquired D Jamie Huscroft from Calgary in exchange for G Tyler Moss |
| Jun. 19, 1992 | Acquired RW Danton Cole from Winnipeg in exchange for future considerations; Acquired G Pat Jablonski, RW Darin Kimble, D Rob Robinson, and RW Steve Tuttle from St. Louis in exchange for a 1994 fourth-round draft pick, a 1995 fifth-round draft pick, and a 1996 sixth-round draft pick; Traded RW Tim Hunter to Quebec in exchange for future considerations (RW Martin SiMard); Signed D Scott Boston. | Oct. 28, 1992 | Acquired D Bob Beers from Boston for D Stephane J.G. Richer. | Oct. 6, 1994 | Acquired D Tom Tilley from St. Louis in exchange for C Adam Creighton | June 21, 1997 | Acquired a 1997 fifth-round draft pick (D Mark Thompson) from San Jose in exchange for LW Shawn Burr; Acquired a 1998 fourth-round draft pick (LW Eric Beaudoin) from Calgary in exchange for G Rick Tabaracci |
| June 29, 1992 | Signed RW Mikael Andersson, D Shawn Rivers, and D Chris LiPuma | Nov. 3, 1992 | Acquired LW Dave Capuano and a 1994 fourth-round draft pick (traded to New Jersey) from Vancouver in exchange for C Anatoli SemeNov. | Feb. 10, 1995 | Claimed D Bob Halkidis off waivers from Detroit | July 16, 1997 | Acquired LW Vladimir Vujtek and a 1998 third-round draft pick (LW Dmitry Afanasev) from Edmonton in exchange for RW Brant Myhres and a 1998 third-round draft pick; Signed D Yves Racine |
| July 9, 1992 | Signed free agent D Marc Bergevin. | Dec. 8, 1992 | Acquired C Steve Kasper from Philadelphia in exchange for LW Dan Vincelette | Feb. 16, 1995 | Traded G Wendell Young to Pittsburgh in exchange for future considerations | Aug. 20, 1997 | Acquired RW Mikael Renberg and D Karl Dykhuis from Philadelphia in exchange for a 1998 first-round draft pick, a 1999 first-round draft pick, a 2000 first-round draft pick, and a 2001 first-round draft pick |
| July 10, 1992 | Signed free agent LW Christian Campeau. Signed free agent LW Jean Blouin. | Jan. 28, 1993 | Acquired LW Jason Ruff, a 1994 fourth-round draft pick (RW Dmitri Klevakin), a 1995 fifth-round draft pick (LW Konstantin Golokhvastov), and a 1996 sixth-round draft pick (D Nikolai Ignatov) from St. Louis in exchange for LW Basil McRae, D Doug Crossman, and a 1996 fourth-round draft pick | Mar. 13, 1995 | Traded RW Rich Sutter to Toronto in exchange for cash considerations | Aug. 26, 1997 | Signed D Victor Ignatjev |
| July 13, 1992 | Signed free agent LW Rob Zamuner. Signed free agent D Jeff Buchanan. | Feb. 12, 1993 | Acquired RW Herb Raglan from Quebec in exchange for C Michel Mongeau, RW Martin SiMard, and RW Steve Tuttle | Mar. 14, 1995 | Acquired C Alexander Semak and RW Ben Hankinson from New Jersey in exchange for D Shawn Chambers and RW Danton Cole | Sept. 23, 1997 | Signed LW Louie DeBrusk |
| July 21, 1992 | Signed free agent LW Chris Kontos. | Mar. 20, 1993 | Acquired D Eric Charron, D Alain Cote, and future considerations (D Donald Dufresne) from Montreal in exchange for D Rob Ramage | Mar. 23, 1995 | Acquired D Adrien Plavsic from Vancouver in exchange for a 1997 fifth-round draft pick | Sept. 28, 1997 | Claimed RW Mick Vukota from NY Islanders in the 1997 NHL Waiver Draft |
| July 29, 1992 | Signed free agent C Jock Callander. Signed free agent C Jason Lafreniere. Signed free agent G Mike Greenlay. Signed free agent D Stephane J.G. Richer. | Mar. 22, 1993 | Acquired C Randy Gilhen from NY Rangers in exchange for LW Mike Hartman; Acquired a 1993 third-round draft pick (compensated to Florida) from Pittsburgh in exchange for D Peter Taglianetti | Apr. 6, 1995 | Acquired a 1996 sixth-round draft pick (C Xavier Delisle) from Chicago in exchange for C Denis Savard | Oct. 2, 1997 | Signed LW Troy Mallette |
| Aug. 5, 1992 | Signed free agent RW John Tucker. | June 2, 1993 | Signed D Eric Dubois | June 30, 1995 | Acquired LW Brian Bellows from Montreal in exchange for C Marc Bureau | Dec. 30, 1997 | Acquired D Bryan Marchment, C Steve Kelly, and C Jason Bonsignore from Edmonton in exchange for D Roman Hamlik and the rights to C Paul Comrie |
| Aug. 18, 1992 | Signed free agent C Mark Green. | June 8, 1993 | Acquired D Dennis Vial from Detroit in exchange for LW Steve Maltais | July 24, 1995 | Signed RW Corey Spring | Jan. 15, 1998 | Acquired RW Stephane J.J. Richer, RW Darcy Tucker, and D David Wilkie from Montreal in exchange for LW Patrick Poulin, D Igor Ulanov, and RW Mick Vukota; Acquired RW Jody Hull and G Mark Fitzpatrick from Florida in exchange for RW Dino Ciccarelli and D Jeff Norton |
| Aug. 21, 1992 | Signed free agent D Jim Benning. | June 16, 1993 | Acquired RW Petr Klima from Edmonton in exchange for a 1994 third-round draft pick | July 26, 1995 | Signed D Bill Houlder | Jan. 22, 1998 | Claimed D Jassen Cullimore off waivers from Montreal |
| Aug. 27, 1992 | Signed free agent G David Littman. | June 19, 1993 | Acquired D Peter Ahola from San Jose in exchange for LW Dave Capuano | Aug. 17, 1995 | Acquired LW Shawn Burr and a 1996 third-round draft pick (traded to Boston) from Detroit in exchange for D Marc Bergevin and RW Ben Hankinson; Acquired D David Shaw from Boston in exchange for a 1996 third-round draft pick | Mar. 14, 1998 | Acquired D Enrico Ciccone from Vancouver in exchange for D Jamie Huscroft |
| Sept. 1, 1992 | Signed free agent RW Stan Drulia. Signed free agent D Rick Lanz. | June 25, 1993 | Selected G Glenn Healy from Anaheim and G Daren Puppia from Florida in Phase II of the 1993 NHL Expansion Draft; Acquired a 1993 third-round draft pick (C Allan Egeland) from NY Rangers in exchange for G Glenn Healy | Oct. 5, 1995 | Acquired D Steven Finn from Colorado in exchange for a 1997 fourth-round draft pick | Mar. 24, 1998 | Acquired RW Sandy McCarthy, a 1998 third-round draft pick (C Brad Richards), and a 1998 fifth-round draft pick (D Curtis Rich) from Calgary in exchange for LW Jason Wiemer; Acquired LW Andrei Nazarov and a 1998 first-round draft pick (C Vincent Lecavalier) from San Jose in exchange for D Bryan Marchment, D David Shaw, and a 1998 first-round draft pick |
| Sept. 4, 1992 | Acquired C Ken Hodge and D Matt Hervey from Boston for RW Darin Kimble and future considerations. | July 21, 1993 | Signed LW Gerard Gallant | Nov. 13, 1995 | Acquired D Michel Petit from Los Angeles in exchange for D Steven Finn | June 11, 1998 | Acquired C Craig Janney from Phoenix in exchange for LW Louie DeBrusk and a 1998 fifth-round draft pick |
| Sept. 14, 1992 | Acquired RW Martin SiMard from Quebec to complete Jun. 19, 1992 trade which sent RW Tim Hunter to Quebec for future considerations. | July 29, 1993 | Signed C Denis Savard | Nov. 16, 1995 | Acquired a 1997 seventh-round draft pick (RW Eero Somervuori) from Washington in exchange for D Eric Charron | June 18, 1998 | Acquired G Bill Ranford from Washington in exchange for a 1998 third-round draft pick and a 1999 second-round draft pick |
| Sept. 25, 1992 | Traded D Jeff Bloemberg to Edmonton for future considerations. | Aug. 10, 1993 | Signed D Rudy Poeschek | Dec. 1, 1995 | Acquired G Jeff Reese from Hartford in exchange for a 1996 ninth-round draft pick | June 27, 1998 | Acquired a 1998 seventh-round draft pick (C Oak Hower), a 1998 eighth-round draft pick (D Daniel Hulak), and a 1998 ninth-round draft pick (C Martin Cibak) from Colorado in exchange for a 1999 sixth-round pick |
| Oct. 4, 1992 | Acquired C Adam Creighton from the NY Islanders in the NHL Waiver Draft. | Aug. 13, 1993 | Signed C Bill McDougall | Mar. 20, 1996 | Acquired LW Patrick Poulin, D Igor Ulanov, and a 1996 second-round draft pick (traded to New Jersey) from Chicago in exchange for D Enrico Ciccone and 1996 a second-round draft pick | July 16, 1998 | Signed LW Wendel Clark |
| | | Sept. 27, 1993 | Signed D Normand Rochefort | May 1, 1996 | Signed LW David Matsos | July 17, 1998 | Acquired D Michal Sykora from Chicago in exchange for G Mark Fitzpatrick and a 1999 fourth-round draft pick |
| | | Oct. 5, 1993 | Traded D Peter Ahola to Calgary in exchange for cash considerations | June 22, 1996 | Acquired G Corey Schwab from New Jersey in exchange for G Jeff Reese, a 1996 second-round draft pick, and a 1996 eighth-round draft pick | July 29, 1998 | Signed C Benoit Hogue |
| | | Oct. 22, 1993 | Acquired RW Pat Elynuik from Washington in exchange for a 1995 fifth-round draft pick | July 29, 1996 | Acquired D Craig Wolanin from Colorado in exchange for a 1998 second-round draft pick | July 30, 1998 | Signed C Jesse Belanger |
| | | Nov. 11, 1993 | Acquired D Chris Joseph from Edmonton in exchange for D Bob Beers | Aug. 3, 1996 | Signed D Jay Wells | Oct. 5, 1998 | Claimed LW Brent Gilchrist from Detroit in 1998 NHL Waiver Draft; Acquired a 1999 sixth-round draft pick (traded to Detroit) from Detroit in exchange for LW Brent Gilchrist |
| | | Feb. 21, 1994 | Traded G Pat Jablonski to Toronto in exchange for cash considerations | Aug. 22, 1996 | Acquired a 1997 fifth-round draft pick (C Jan Sulc) from Los Angeles in exchange for RW Petr Klima | Oct. 7, 1998 | Signed C Vincent Lecavalier to a three-year entry-level contract |
| | | Mar. 18, 1994 | Acquired RW Jim Cummins and a 1995 fourth-round draft pick (traded to Philadelphia) from Philadelphia in exchange for RW Rob DiMaio | Aug. 27, 1996 | Acquired RW Dino Ciccarelli from Detroit in exchange for a 1998 fourth-round draft pick | | |
| | | Mar. 19, 1994 | Acquired a 1994 sixth-round draft pick (RW Daniel Juden) from Los Angeles in exchange for D Donald Dufresne | Sept. 10, 1996 | Signed RW Paul Brousseau | | |
| | | Mar. 21, 1994 | Acquired D Enrico Ciccone, a 1994 third-round draft pick (traded to Anaheim), and a 1995 fifth-round draft pick (LW Konstantin Golokhvastov) from Washington in exchange for D Joe Reekie | Nov. 18, 1996 | Acquired a 1997 sixth-round draft pick (D Andrei Skopintsev) from Anaheim in exchange for LW Brian Bellows | | |
| | | May 31, 1994 | Acquired LW Jeff Toms from New Jersey in exchange for a 1994 fourth-round draft pick | Nov. 19, 1996 | Acquired G Rick Tabaracci from Calgary in exchange for C Aaron Gavey | | |
| | | June 29, 1994 | Acquired a 1994 third-round draft pick (C Vadim Epanchintsev) from Anaheim in exchange for a 1994 third-round draft pick and a 1995 fourth-round draft pick | Jan. 31, 1997 | Acquired a 1998 third-round draft pick (traded to Edmonton) from Toronto in exchange for D Craig Wolanin | | |

| | | | | | | | |
|----------------|---|---------------|---|----------------|---|----------------|--|
| Oct. 13, 1998 | Signed D Kjell Samuelsson | Oct. 3, 1999 | Traded RW Alexandre Daigle to NY Rangers in exchange for future considerations | June 25, 2000 | Acquired a 2000 fourth-round draft pick (C Johan Hagglund) from Philadelphia in exchange for a 2000 sixth-round draft pick, a 2000 seventh-round draft pick, and a 2000 ninth-round draft pick; Acquired a 2001 seventh-round draft pick (traded to Ottawa) and a 2001 ninth-round draft pick (LW Ilya Solarev) from Buffalo in exchange for a 2000 seventh-round draft pick; Acquired a 2000 ninth-round draft pick (C Thomas Ziegler) from New Jersey in exchange for a 2001 eighth-round draft pick | July 10, 2001 | Acquired C Vaclav Prospal from Florida in exchange for C Ryan Johnson and a 2003 sixth-round draft pick |
| Dec. 10, 1998 | Acquired D Drew Bannister from Anaheim in exchange for a 2000 fifth-round draft pick | Oct. 7, 1999 | Acquired a 2000 seventh-round draft pick (G Brian Eklund) from New Jersey in exchange for C Steve Kelly | | | July 12, 2001 | Signed G Michal Lanicek, G Alexander Polukheev, and D Marek Priehodsky to three-year contracts |
| Dec. 12, 1998 | Acquired C Chris Gratton and C Mike Sillinger from Philadelphia in exchange for RW Mikael Renberg and C Daymond Langkow | Oct. 29, 1999 | Traded D Mikko Kupařinen to Atlanta in exchange for future considerations; Claimed C Steve Martins off waivers from Ottawa | | | July 13, 2001 | Signed LW Dave Andreychuk and D Grant Ledyard |
| Dec. 28, 1998 | Traded D Enrico Ciccone to Washington in exchange for future considerations; Acquired D Petr Svoboda from Philadelphia in exchange for D Karl Dykhuis | Nov. 11, 1999 | Acquired C Bruce Gardiner from Ottawa in exchange for LW Colin Forbes | | | Aug. 21, 2001 | Signed LW Ryan Tobler |
| Jan. 18, 1999 | Acquired a 1999 sixth-round draft pick (LW Fedor Fedorov) from NY Islanders in exchange for C Craig Janney | Nov. 12, 1999 | Acquired D Bryan Muir and LW Reid Simpson from Chicago in exchange for C Michael Nylander | July 31, 2000 | Signed RW Martin St. Louis to a two-year contract | Sept. 28, 2001 | Claimed C Glen Metropolit from Washington in the 2001 NHL Waiver Draft |
| Jan. 19, 1999 | Acquired C Michael Nylander from Calgary in exchange for LW Andrei Nazarov | Nov. 20, 1999 | Acquired the rights to RW Nils Ekman and a 2000 fourth-round draft pick (traded to NY Islanders) from Calgary in exchange for LW Andreas Johansson | Sept. 29, 2000 | Claimed RW Jason Podollan from Los Angeles in the 2000 NHL Waiver Draft | Oct. 19, 2001 | Signed RW Gaetan Royer |
| Jan. 29, 1999 | Acquired C Alexandre Daigle from Edmonton in exchange for RW Alex Selivanov; Acquired D Sami Helenius from Calgary in exchange for future considerations | Nov. 26, 1999 | Acquired LW Gordie Dwyer from Montreal in exchange for D Mike McBain; Claimed LW Pavel Torgaev off waivers from Calgary | Oct. 25, 2000 | Claimed D Craig Millar off waivers from Nashville | Nov. 9, 2001 | Acquired D Josef Boumedienne, D Sascha Goc, and the rights to RW Antton But from New Jersey in exchange for D Andrei Zyuzin |
| Feb. 14, 1999 | Signed C Robert Petrovicky | Nov. 29, 1999 | Acquired LW Todd Warriner from Toronto in exchange for a 2000 third-round draft pick | Nov. 3, 2000 | Claimed D Maxim GalaNov off waivers from Florida | Dec. 12, 2001 | Acquired LW Zdeno Ciger from NY Rangers in exchange for RW Matthew Barnaby |
| Mar. 18, 1999 | Traded LW Brent Peterson to Pittsburgh in exchange for cash considerations | Jan. 13, 2000 | Acquired D Chris McAlpine and G Rich Parent from St. Louis in exchange for RW Stephane J.J. Richer | Jan. 4, 2001 | Acquired a 2001 conditional draft pick from NY Islanders in exchange for C Steve Martins | Dec. 28, 2001 | Acquired D Harlan Pratt from Carolina in exchange for D Kaspars Astashenko |
| Mar. 20, 1999 | Acquired LW Colin Forbes and a 1999 fifth-round draft pick (G Michal Lanicek) from Philadelphia in exchange for RW Sandy McCarthy and RW Mikael Andersson | Jan. 17, 2000 | Acquired RW Jaroslav Svejkovsky from Washington in exchange for a 2000 seventh-round draft pick and a 2001 third-round draft pick | Jan. 21, 2001 | Acquired a 2001 eighth-round draft pick (LW Dimitri Bezrukov) from Colorado in exchange for D Bryan Muir | Jan. 7, 2002 | Acquired D Dan Boyle from Florida in exchange for a 2003 fifth-round draft pick |
| Mar. 21, 1999 | Acquired D Sergey Gusev from Dallas in exchange for C Benoit Hogue and a 2001 sixth-round draft pick | Feb. 9, 2000 | Acquired RW Mike Johnson, D Marek Posmyk, a 2000 fifth-round draft pick (RW Pavel Sedov), a 2000 sixth-round draft pick (D Aaron Gionet), and a 2001 fifth-round draft pick (traded to Los Angeles) from Toronto in exchange for RW Darcy Tucker, a 2000 fourth-round draft pick, and a 2001 fifth-round draft pick | Feb. 1, 2001 | Acquired RW Matthew Barnaby from Pittsburgh in exchange for C Wayne Primeau; Signed D Grant Ledyard | Mar. 5, 2002 | Acquired LW Chris Dingman and RW Shane Willis from Carolina in exchange for G Kevin Weekes |
| Mar. 23, 1999 | Acquired G Kevin Hodson and a 1999 second-round draft pick (RW Sheldon Keefe) from Detroit in exchange for LW Wendel Clark and a 1999 sixth-round draft pick; Acquired a conditional 1999 draft pick from Detroit in exchange for G Bill Ranford; Traded D Sami Helenius to Colorado in exchange for future considerations | Mar. 8, 2000 | Traded LW Jeff Shevalier to Ottawa in exchange for future considerations | Feb. 7, 2001 | Acquired D Adrian Aucoin and a 2001 second-round draft pick (C Alexander Polushin) from Vancouver in exchange for G Dan Cloutier | Mar. 15, 2002 | Acquired RW Andre Roy and a 2002 sixth-round draft pick (D Paul Ranger) from Ottawa in exchange for C Juha Ylonen |
| June 26, 1999 | Acquired a 1999 first-round draft pick (traded to NY Rangers) and two 1999 third-round draft picks (D Brett Schefflermaier, LW Jimmie Olvestad) from Vancouver in exchange for a 1999 first-round draft pick; Acquired G Dan Cloutier, RW Niklas Sundstrom, a 2000 first-round draft pick (RW Nikita Alexeev), and a 2000 third-round draft pick (traded to San Jose) from NY Rangers in exchange for a 1999 first-round draft pick | Mar. 9, 2000 | Acquired a 2000-seventh round draft pick (traded to NY Islanders) from NY Islanders in exchange for D Ian Herbers | Feb. 16, 2001 | Acquired G Wade Flaherty from NY Islanders in exchange for a 2001 conditional draft pick | May 29, 2002 | Signed G Kevin Hodson |
| June 30, 1999 | Acquired LW Andreas Johansson and the rights to sign general manager Rick Dudley from Ottawa in exchange for LW Rob Zamuner and a 2002 second-round draft pick | Mar. 10, 2000 | Acquired C Wayne Primeau, C Brian Holzinger, D Cory Sarich, and a 2000 third-round draft pick (LW Alexander Kharitonov) from Buffalo in exchange for C Chris Gratton and a 2001 second-round draft pick | Feb. 20, 2001 | Acquired LW Konstantin Kalmikov from Toronto in exchange for D Maxim GalaNov | June 17, 2002 | Signed C Alexander Svitov to a three-year entry-level contract |
| July 5, 1999 | Signed LW Jeff Shevalier | Mar. 11, 2000 | Acquired D Mikko Kupařinen from Atlanta in exchange for D Chris McAlpine | Mar. 5, 2001 | Acquired G Nikolai Khabibulin and D Stan Neckar from Phoenix in exchange for RW Mike Johnson, D Paul Mara, RW Ruslan Zainullin, and a 2001 second-round draft pick | June 21, 2002 | Acquired RW Ruslan Fedotenko and two 2002 second-round draft picks (traded to Dallas and San Jose) from Philadelphia in exchange for a 2002 first-round draft pick |
| July 16, 1999 | Signed LW Kyle Freadrich and RW Dale Rominski | Mar. 14, 2000 | Acquired C Ryan Johnson and LW Dwayne Hay from Florida in exchange for C Mike Sillinger | Mar. 13, 2001 | Acquired C John Emmons from Ottawa in exchange for D Craig Millar; Acquired a 2001 seventh-round draft pick (D Jeremy Van Hoof) from Dallas in exchange for D Grant Ledyard | June 22, 2002 | Acquired D Brad Lukowich and a 2003 seventh-round draft pick (LW Jay Rosehill) from Dallas in exchange for a 2002 second-round draft pick; Acquired a 2002 second-round draft pick (LW Adam Henrich) and a 2002 fifth-round draft pick (D Gerard Dicaire) from San Jose in exchange for a 2002 second-round draft pick |
| July 22, 1999 | Signed D Phil von Stefenelli | Mar. 27, 2000 | Signed G Dieter Kochan | June 18, 2001 | Acquired C Juha Ylonen from Phoenix in exchange for LW Todd Warriner | June 23, 2002 | Acquired a 2002 sixth-round draft pick (C Karri Akkanen), two 2002 eighth-round draft picks (C Ryan Craig, RW Darren Reid), and a 2002 ninth-round draft pick (LW Alexei Glukhov) from Carolina in exchange for a 2003 fourth-round draft pick; Acquired a 2002 seventh-round draft pick (G Fredrik Norrena) from Ottawa in exchange for D Josef Boumedienne |
| Aug. 4, 1999 | Acquired D Andrei Zyuzin, D Bill Houlder, LW Shawn Burr, and C Steve Guolla from San Jose in exchange for RW Niklas Sundstrom and a 2000 third-round draft pick | Apr. 13, 2000 | Signed D Mike Jones | June 22, 2001 | Acquired D Mathieu Biron and a 2002 second-round draft pick (traded to Washington) from NY Islanders in exchange for D Adrian Aucoin and LW Alexander Kharitonov | Sept. 11, 2002 | Signed D Darren Rumble to a one-year contract |
| Aug. 5, 1999 | Acquired G Jeff Reese and a 2000 ninth-round draft pick (traded to Philadelphia) from Toronto in exchange for a 2000 ninth-round draft pick | May 31, 2000 | Signed C Brad Richards to a three-year entry-level contract | June 23, 2001 | Acquired a 2001 second-round draft pick (D Andreas Holmqvist) from Washington in exchange for a 2002 second-round draft pick; Acquired a 2001 third-round draft pick (RW Evgeny Artukhin) from Ottawa in exchange for a 2001 fourth-round draft pick and a 2001 seventh-round draft pick | Oct. 10, 2002 | Acquired LW Boyd Kane from NY Rangers in exchange for LW Gordie Dwyer |
| Sept. 6, 1999 | Signed RW Dan Kesa | June 1, 2000 | Acquired a 2000 seventh-round draft pick (D Marek Priehodsky) from Florida in exchange for the rights to LW Eric Beaudoin | June 24, 2001 | Acquired D Nolan Pratt from Colorado in exchange for a 2001 sixth-round draft pick; Acquired a 2001 fourth-round draft pick (RW Aaron Lobb), a 2001 fifth-round draft pick (D Paul Lynch), and a 2001 seventh-round draft pick (LW Dennis Packard) from Philadelphia in exchange for a 2002 third-round draft pick; Acquired two 2001 sixth-round draft picks (D Art Femenella, traded to Colorado) from Los Angeles in exchange for a 2001 fifth-round draft pick; Acquired a 2001 eighth-round draft pick (LW Jean-Francois Soucy), and a 2002 ninth-round draft pick (C John Toffey) from Philadelphia in exchange for a 2002 seventh-round draft pick; Acquired a 2001 ninth-round draft pick (D Henrik Bergfors) from Colorado in exchange for a 2002 ninth-round draft pick | Jan. 13, 2003 | Acquired G John Grahame from Boston in exchange for a 2004 fourth-round draft pick |
| Sept. 27, 1999 | Claimed C Viacheslav Butsayev from Ottawa in the 1999 NHL Waiver Draft | June 2, 2000 | Acquired a 2000 seventh-round draft pick (traded to Philadelphia) from Montreal in exchange for G Kevin Hodson | | | Jan. 23, 2003 | Signed D Corey Foster |
| Sept. 29, 1999 | Signed RW Stan Drulia and D Ian Herbers | June 4, 2000 | Acquired a 2000 seventh-round draft pick (traded to Buffalo) from Ottawa in exchange for G Rich Parent | | | Mar. 11, 2003 | Claimed D Janne Laukkanen off waivers from NY Rangers; Acquired D Marc Bergevin from Pittsburgh in exchange for C Brian Holzinger |
| Oct. 1, 1999 | Acquired LW Fredrik Modin from Toronto in exchange for D Cory Cross and a 2001 seventh-round draft pick | June 24, 2000 | Acquired G Kevin Weekes, D Kristian Kudroc, and a 2001 second-round draft pick (traded to Phoenix) from NY Islanders in exchange for a 2000 first-round draft pick, a 2000 fourth-round draft pick, and a 2000 seventh-round draft pick | | | May 12, 2003 | Acquired a 2003 ninth-round draft pick (LW Albert Vishnyakov) from Pittsburgh in exchange for D Marc Bergevin |
| Oct. 2, 1999 | Signed D Ben Clymer | | | June 30, 2001 | Acquired C Tim Taylor from NY Rangers in exchange for RW Nils Ekman and LW Kyle Freadrich | June 19, 2003 | Signed C Eric Perrin |
| | | | | | | June 21, 2003 | Acquired LW Cory Stillman from St. Louis in exchange for a 2003 second-round draft pick |
| | | | | | | June 22, 2003 | Acquired a 2003 eighth-round draft pick (RW Raimonds Danilics) and a 2003 ninth-round draft pick (RW Zbynek Hrdel) from Philadelphia in exchange for a 2004 seventh-round draft pick and a 2004 ninth-round draft pick |



July 23, 2003 Signed D Pascal Trepanier

Oct. 24, 2003 Claimed RW Sheldon Keefe off waivers from NY Rangers

Oct. 27, 2003 Acquired a 2004 eighth-round draft pick (LW Justin Keller) from St. Louis in exchange for LW Erkki Rajamaki

Jan. 27, 2004 Acquired D Darryl Sydor and a 2004 fourth-round draft pick (D Mike Lundin) from Columbus in exchange for C Alexander Svitov and a 2004 third-round draft pick

Feb. 25, 2004 Acquired D Timo Helbling from Nashville in exchange for a 2004 eighth-round draft pick

Mar. 9, 2004 Acquired D Stan Neckar from Nashville in exchange for a 2004 sixth-round draft pick

June 1, 2004 Signed RW Darren Reid, LW Adam Henrich, and D Paul Ranger

June 27, 2004 Acquired a 2004 fifth-round draft pick (D Brandon Elliott) and two 2004 sixth-round draft picks (D Jan Zapletal, G Karri Ramo) from Philadelphia in exchange for a 2005 third-round draft pick

July 19, 2004 Signed C Craig Darby

July 28, 2004 Signed C Jarrod Skalde and LW Steve McLaren

July 30, 2004 Signed D Terry Virtue, D Mike Egner, C Nick Tarnasky, and LW Dennis Packard

Aug. 16, 2004 Acquired C Vaclav Prospal from Anaheim in exchange for a 2005 second-round draft pick

Sep. 15, 2004 Signed C Andre Deveau to a three-year entry-level contract

July 27, 2005 Signed G Gerald Coleman to a three-year entry-level contract

July 28, 2005 Signed G Jonathan Boutin and RW Zbynek Hrdel to three-year entry-level contracts

July 30, 2005 Acquired a 2005 third-round draft pick (C Blair Jones) and a 2005 fourth-round draft pick (RW Chris Lawrence) from Philadelphia in exchange for a 2006 second-round draft pick; Acquired a 2005 third-round draft pick (LW Radek Smolenak) from San Jose in exchange for a 2005 fifth-round draft pick and a 2006 fourth-round draft pick; Acquired a 2005 sixth-round draft pick (G Kevin Beech) from Dallas in exchange for a 2006 fifth-round draft pick

Aug. 5, 2005 Signed LW Mitch Fritz to a one-year contract; Signed D Brady Greco to a two-year contract

Aug. 9, 2005 Signed G Sean Burke and RW Rob DiMaio to two-year contracts

Aug. 18, 2005 Signed RW Jim Campbell, RW Norm Milley, and C Jason Jaspers to one-year contracts

Aug. 23, 2005 Signed C John Toffey and RW Marek Kvapil to three-year entry-level contracts

Aug. 26, 2005 Signed G Morgan and D Jay Rosehill to multi-year contracts

Sep. 7, 2005 Signed D Todd Rohloff to a one-year contract

Sep. 9, 2005 Traded C Craig Darby to Vancouver in exchange for future considerations

Feb. 8, 2006 Acquired LW Zdenek Batny from Boston in exchange for G Brian Eklund

June 1, 2006 Signed G Johan Holmqvist, C Andreas Karlsson, and D Andy Delmore to one-year contracts

June 30, 2006 Acquired G Marc Denis from Columbus in exchange for LW Fredrik Modin and G Fredrik Norrena

July 2, 2006 Acquired a 2008 fourth-round draft pick (traded to Ottawa) from Dallas in exchange for D Darryl Sydor; Signed D Filip Kuba to a three-year contract

July 6, 2006 Signed D Doug Janik to a one-year contract

July 11, 2006 Signed D Luke Richardson to a one-year contract

July 15, 2006 Signed C Eric Healey to a one-year, two-way contract

Nov. 9, 2006 Acquired C Daniel Corso from Philadelphia in exchange for RW Darren Reid

Dec. 2, 2006 Claimed RW Andre Roy off re-entry waivers from Pittsburgh

Jan. 20, 2007 Acquired G Ryan Munce from Los Angeles in exchange for a 2008 fourth-round draft pick

Jan. 31, 2007 Acquired RW Kyle Wanvig and RW Stephen Baby from Atlanta in exchange for D Andy Delmore and C Andre Deveau

Feb. 24, 2007 Acquired D Shane O'Brien and a 2007 third-round draft pick (C Luca Cunti) from Anaheim in exchange for G Gerald Coleman and a 2007 first-round draft pick

Feb. 27, 2007 Acquired D Joe Rullier from Anaheim in exchange for D Doug O'Brien; Acquired RW Jason Ward from Los Angeles in exchange for a 2007 fifth-round draft pick; Acquired LW Karl Stewart and a 2008 sixth-round draft pick (D Luke Witkowski) from Chicago in exchange for RW Nikita Alexeev

Apr. 6, 2007 Signed D Vladimir Mihalik to a three-year entry-level contract

June 1, 2007 Signed G Riku Helenius and C Chris Lawrence to three-year entry-level contracts

June 13, 2007 Acquired C Chris Gratton from Florida in exchange for a 2008 second-round draft pick

June 14, 2007 Signed LW Jan Hlavac to a one-year contract

June 23, 2007 Acquired a 2007 fifth-round draft pick (C Matt Marshall) and two 2007 seventh-round draft picks (G Torrie Jung, LW Justin Courtnall) from Ottawa in exchange for a 2008 fourth-round draft pick; Signed C Johan Harju to a two-year entry-level contract

July 1, 2007 Signed RW Michel Ouellet to a two-year contract

July 2, 2007 Signed C Craig MacDonald and LW Mathieu Darche to one-year contracts

July 3, 2007 Signed D Brad Lukowich to a three-year contract; Signed D Jay Leach and D David Schneider to one-year, two-way contracts

July 4, 2007 Acquired D Bryce Lampman from NY Rangers in exchange for LW Mitch Fritz

July 6, 2007 Signed D Dan Jancevski to a one-year contract

July 12, 2007 Signed D Mike Lundin to a two-year entry-level contract

Nov. 19, 2007 Acquired D Mario Scalzo from Dallas in exchange for D Bryce Lampman

Jan. 15, 2008 Acquired RW Junior Lessard from Dallas in exchange for D Dan Jancevski

Feb. 25, 2008 Acquired D Alexandre Picard and a 2009 second-round draft pick (RW Richard Panik) from Philadelphia in exchange for C Vaclav Prospal

Feb. 26, 2008 Acquired G Mike Smith, C Jeff Halpern, LW Jussi Jokinen, and a 2009 fourth-round draft pick (traded to Minnesota) from Dallas in exchange for C Brad Richards and G Johan Holmqvist; Acquired RW Brandon Segal and a 2008 seventh-round draft pick (D David Carle) from Anaheim in exchange for D Jay Leach; Acquired a 2008 seventh-round draft pick (traded to Philadelphia) from Nashville in exchange for LW Jan Hlavac

Apr. 24, 2008 Signed C Paul Szczechura to a two-year contract

June 2, 2008 Signed D Kevin Quick to a three-year entry-level contract

June 18, 2008 Acquired the rights to C Vaclav Prospal from Philadelphia in exchange for a 2008 seventh-round draft pick

June 21, 2008 Acquired a 2008 fourth-round draft pick (C James Wright), a 2008 fifth-round draft pick (RW Kyle Decoste), and a 2009 third-round draft pick (traded to Philadelphia) from San Jose in exchange for a 2008 third-round draft pick

June 28, 2008 Acquired the rights to LW Ryan Malone and LW Gary Roberts from Pittsburgh in exchange for a 2009 third-round draft pick

June 29, 2008 Acquired the rights to RW Brian Rolston from Minnesota in exchange for a 2009 fourth-round draft pick

June 30, 2008 Acquired D Janne Niskala from Philadelphia in exchange for a 2009 sixth-round draft pick

July 1, 2008 Signed G Olaf Kolzig to a one-year contract; Signed RW Adam Hall and RW Radim Vrbata to three-year contracts

July 3, 2008 Signed LW David Koci, C Wyatt Smith, and D Scott Jackson to one-year, two-way contracts

July 4, 2008 Acquired D Matt Carle, D Ty Wishart, a 2009 first-round draft pick (traded to Ottawa), and a 2010 fourth-round draft pick (C James Mullin) from San Jose in exchange for D Dan Boyle and D Brad Lukowich

July 8, 2008 Signed RW Mark Recchi to a one-year contract; Signed RW Brandon Bochenski to a two-year contract

July 9, 2008 Signed D Andrew Hutchinson to a two-year contract

July 10, 2008 Signed C Zenon Konopka to a two-year contract

July 29, 2008 Signed C Steven Stamkos to a three-year entry-level contract

Aug. 29, 2008 Acquired D Andrej Meszaros from Ottawa in exchange for D Filip Kuba, D Alexandre Picard, and a 2009 first-round draft pick

Sept. 29, 2008 Acquired a 2009 sixth-round draft pick (G Jaroslav Janus) from Nashville in exchange for C Nick Tarnasky

Oct. 1, 2008 Signed D Jamie Heward to a one-year contract

Oct. 6, 2008 Acquired D Lukas Krajicek and LW Juraj Simek from Vancouver in exchange for D Shane O'Brien and RW Michel Ouellet

Oct. 21, 2008 Claimed LW Matt Pettinger off waivers from Vancouver

Oct. 23, 2008 Signed D Marek Malik to a one-year contract

Nov. 7, 2008 Acquired D Steve Eminger, RW Steve Downie, and a 2009 fourth-round draft pick (LW Alex Hutchings) from Philadelphia in exchange for D Matt Carle and a 2009 third-round draft pick

Nov. 20, 2008 Claimed LW David Koci off waivers from St. Louis

Nov. 30, 2008 Acquired RW Lauri Tukonen from Dallas in exchange for D Andrew Hutchinson

Jan. 19, 2009 Claimed D Cory Murphy off waivers from Florida

Feb. 3, 2009 Signed G Mike McKenna to a one-year contract

Feb. 7, 2009 Acquired LW Wade Brookbank, D Josef Melichar, and a 2009 fourth-round draft pick (traded to Toronto) from Carolina in exchange for LW Jussi Jokinen

Mar. 4, 2009 Acquired D Matt Lashoff and RW Martins Karsums from Boston in exchange for RW Mark Recchi and a 2010 second-round draft pick; Acquired D Richard Petiot from Toronto in exchange for G Olaf Kolzig, D Jamie Heward, D Andy Rogers, and a 2009 fourth-round draft pick; Acquired D Noah Welch and a 2009 third-round pick (traded to Detroit) from Florida in exchange for D Steve Eminger

Apr. 9, 2009 Signed Geoff Kinrade to an amateur tryout contract

June 26, 2009 Acquired a 2009 first-round draft pick (RW Carter Ashton) from Detroit in exchange for a 2009 second-round draft pick and a 2009 third-round draft pick

June 27, 2009 Acquired a 2009 fifth-round draft pick (G Michael Zador) from Nashville in exchange for a 2010 fifth-round draft pick

July 1, 2009 Signed D Mattias Ohlund to a seven-year contract; Signed D Matt Walker to a four-year contract

July 7, 2009 Signed LW Stephane Veilleux to a one-year contract

July 8, 2009 Signed D Kurtis Foster to a one-year contract

July 9, 2009 Signed D Victor Hedman to a three-year entry-level contract

July 10, 2009 Signed G Antero Niittymaki to a one-year contract

July 21, 2009 Acquired LW Todd Fedoruk and D David Hale from Phoenix in exchange for RW Radim Vrbata

Aug. 13, 2009 Acquired LW Drew Miller and a 2010 third-round draft pick (D Adam Janosik) from Anaheim in exchange for RW Evgeny Artyukhin

Sept. 1, 2009 Signed LW Alex Tanguay to a one-year contract

Sept. 30, 2009 Signed LW Mitch Fritz to a one-year contract

Oct. 9, 2009 Claimed LW Radek Smolenak off waivers from Chicago

Jan. 21, 2010 Claimed C Nate Thompson off waivers from NY Islanders

Feb. 9, 2010 Signed RW Mark Parrish to a one-year, two-way contract

Mar. 3, 2010 Acquired RW Teddy Purcell and a 2010 third-round draft pick (D Brock Beukeboom) from Los Angeles in exchange for C Jeff Halpern

July 1, 2010 Signed G Dan Ellis to a two-year contract; Acquired a 2012 second-round draft pick (traded to Nashville) from Philadelphia in exchange for D Andrej Meszaros

July 2, 2010 Signed D Pavel Kubina to a two-year contract; Signed RW Niklas Persson to a one-year, two-way contract

July 5, 2010 Signed D Brett Clark to a two-year contract

July 19, 2010 Acquired LW Simon Gagne from Philadelphia in exchange for D Matt Walker and a 2011 fourth-round draft pick

July 23, 2010 Signed C Marc-Antoine Pouliot to a one-year, two-way contract

July 25, 2010 Signed LW Chris Durno to a one-year contract

July 29, 2010 Signed D Mathieu Roy and D Mike Vernace to one-year, two-way contracts

July 30, 2010 Signed C Dominic Moore to a two-year contract

Aug. 3, 2010 Signed C Mike Angelidis to a one-year, two-way contract

Aug. 9, 2010 Signed D Radko Gudas to a three-year entry-level contract

Aug. 11, 2010 Signed LW Juraj Simek to a one-year, two-way contract

Aug. 16, 2010 Acquired G Cedrick Desjardins from Montreal in exchange for G Karri Ramo

Aug. 17, 2010 Signed LW Sean Bergenheim to a one-year contract

Aug. 25, 2010 Signed D Randy Jones to a one-year contract

Aug. 27, 2010 Acquired RW Alex Berry and LW Stefano Giliati from Toronto in exchange for D Matt Lashoff

Sept. 10, 2010 Signed LW Alex Hutchings to a three-year entry-level contract



Sept. 15, 2010 Signed D Charles Landry to a three-year entry-level contract

Oct. 5, 2010 Claimed C Mattias Ritola off waivers from Detroit

Dec. 9, 2010 Acquired C Levi Nelson from Boston in exchange for LW Juraj Simek

Jan. 1, 2011 Acquired G Dwayne Roloson from NY Islanders in exchange for D Ty Wishart

Jan. 4, 2011 Signed D Marc-Andre Bergeron a one-year, two-way contract

Feb. 18, 2011 Acquired D Eric Brewer from St. Louis in exchange for D Brock Beukeboom and a 2011 third-round draft pick

Feb. 24, 2011 Acquired G Curtis McElhinney from Anaheim in exchange for G Dan Ellis

Mar. 7, 2011 Signed C Tyler Johnson to a three-year entry-level contract

Mar. 22, 2011 Signed G Pat Nagle to a two-year entry-level contract

May 12, 2011 Signed RW Richard Panik to a three-year entry-level contract

June 25, 2011 Acquired D Bruno Gervais from NY Islanders in exchange for future considerations; Acquired a 2011 seventh-round draft pick (C Matthew Peca) from Phoenix in exchange for C Marc-Antoine Pouliot

July 1, 2011 Signed RW Brett Connolly to a three-year entry-level contract; Signed RW Michel Ouellet and RW J.T. Wyman to one-year, two-way contracts; Signed G Mathieu Garon to a two-year contract

July 2, 2011 Signed D Matt Gilroy to a one-year contract; Signed D Richard Petiot to a one-year, two-way contract

July 5, 2011 Signed C Trevor Smith to a one-year, two-way contract

July 6, 2011 Signed C Tom Pyatt to a one-year, two-way contract

July 7, 2011 Signed LW Alexandre Picard to a one-year, two-way contract; Signed RW Ryan Shannon to a one-year contract

Sept. 23, 2011 Signed D Daniel Milan to a three-year, two-way contract

Oct. 10, 2011 Signed LW Ondrej Palat to a three-year entry-level contract

Dec. 2, 2011 Acquired D Evan Oberg and D Mike Kostka from Florida in exchange for C James Wright and D Mike Vernace

Dec. 12, 2011 Signed RW Antti Miettinen to a two-year, one-way contract

Dec. 29, 2011 Signed LW Pierre-Cedric Labrie to a two-year, two-way contract

Jan. 6, 2012 Acquired D Brendan Mikkelsen from Calgary in exchange for C Blair Jones

Feb. 16, 2012 Acquired a 2012 second-round draft pick (traded to Nashville) from San Jose in exchange for C Dominic Moore and a 2012 seventh-round draft pick

Feb. 18, 2012 Acquired LW Jon Kalinski, a 2012 second-round draft pick (RW Brian Hart), and a 2013 fourth-round draft pick (traded to Ottawa) from Philadelphia in exchange for D Pavel Kubina

Feb. 21, 2012 Acquired D Kyle Quincey from Colorado in exchange for RW Steve Downie; Acquired a 2012 first-round draft pick (G Andrei Vasilevskiy) and D Sebastien Piche from Detroit in exchange for D Kyle Quincey; Acquired RW Brandon Segal from Chicago in exchange for RW Matt Fornataro

Feb. 23, 2012 Claimed RW Tim Wallace off waivers from NY Islanders

Feb. 27, 2012 Acquired D Mike Comodore from Detroit in exchange for a 2013 conditional seventh-round draft pick; Acquired D Keith Aulie from Toronto in exchange for RW Carter Ashton; Acquired D Brian Lee from Ottawa in exchange for D Matt Gilroy

Mar. 1, 2012 Signed C Cory Conacher to a two-year, two-way contract

Mar. 3, 2012 Signed LW Danick Gauthier to a three-year contract

Mar. 13, 2012 Signed C Vladislav Namestnikov to a three-year entry-level contract

Mar. 19, 2012 Signed C Alex Killorn to a two-year, two-way contract; Signed G Sebastien Caron to a one-year, one-way contract

Mar. 28, 2012 Signed RW J.T. Brown to a two-year entry-level contract

June 14, 2012 Signed G Riku Helenius to a two-year contract

June 15, 2012 Acquired G Anders Lindback, C Kyle Wilson, and a 2012 seventh-round draft pick (LW Nikita Gusev) from Nashville in exchange for G Sebastien Caron, two 2012 second-round draft picks, and a 2013 third-round draft pick

June 23, 2012 Acquired LW Benoit Pouliot from Boston in exchange for RW Michel Ouellet and a 2012 fifth-round draft pick

July 1, 2012 Signed D Sami Salo to a two-year contract; Signed D Artem Sergeev to a three-year entry-level contract

July 4, 2012 Signed D Matt Carle to a six-year contract

July 6, 2012 Signed D Matt Taormina to a one-year, two-way contract

July 10, 2012 Acquired RW B.J. Crombeen and a 2014 fifth-round draft pick (traded to NY Rangers) from St. Louis in exchange for a 2013 fourth-round draft pick and a 2014 fourth-round draft pick

Aug. 2, 2012 Signed D Dmitry Korobov to a two-year, two-way contract

Sept. 10, 2012 Signed RW Nikita Kucherov to a three-year entry-level contract

Jan. 21, 2013 Acquired LW J.F. Jacques from Florida in exchange for future considerations

Feb. 14, 2013 Acquired G Cedric Desjardins from Montreal in exchange for G Dustin Tokarski

Mar. 11, 2013 Acquired RW Dan Sexton from Anaheim in exchange for C Kyle Wilson

Mar. 21, 2013 Signed D Andrej Sustr to a two-year entry-level contract

Apr. 2, 2013 Acquired RW Adam Hall and a 2013 seventh-round draft pick (RW Joel Vermin) from Carolina in exchange for D Marc-Andre Bergeron

Apr. 3, 2013 Acquired G Ben Bishop from Ottawa in exchange for C Cory Conacher and a 2013 fourth-round draft pick

Apr. 23, 2013 Signed D Mathieu Roy to a one-year contract

May 2, 2013 Signed C Cedric Paquette to a three-year entry-level contract

July 2, 2013 Acquired D Drew Olson from Columbus in exchange for future considerations

July 5, 2013 Signed C Valtteri Filppula to a five-year contract; Signed LW Jonathan Drouin to a three-year entry-level contract; Signed RW Geoff Walker to a one-year, two-way contract

Aug. 2, 2013 Signed G Kristers Gudlevskis to a three-year contract

Sept. 17, 2013 Signed RW Joel Vermin to a three-year entry-level contract

Dec. 18, 2013 Signed D Jean-Philippe Cote to a two-year contract

Feb. 23, 2014 Claimed D Mike Kostka off waivers from Chicago

Mar. 5, 2014 Acquired RW Ryan Callahan, a 2014 first-round draft pick (traded to NY Islanders), a 2015 first-round draft pick (traded to NY Islanders), and a 2015 seventh-round draft pick (traded to NY Rangers) from NY Rangers in exchange for RW Martin St. Louis and a 2015 second-round draft pick

Mar. 10, 2014 Signed LW Yanni Gourde to a two-year, two-way contract

Mar. 20, 2014 Signed RW Cody Kunyk to a one-year contract

Apr. 1, 2014 Signed LW Adam Erne to a three-year entry-level contract

Apr. 6, 2014 Signed LW Henri Ikonen to a three-year entry-level contract

Apr. 19, 2014 Signed D Jake Dotchin to a three-year entry-level contract

May 6, 2014 Signed G Andrei Vasilevskiy to a three-year entry-level contract

May 21, 2014 Signed D Dylan Blujus to a three-year entry-level contract

June 27, 2014 Acquired D Jason Garrison, the rights to LW Jeff Costello, and a 2015 seventh-round draft pick (traded to Minnesota) from Vancouver in exchange for a 2014 second-round draft pick

June 29, 2014 Acquired C Sam Gagner from Edmonton in exchange for RW Teddy Purcell; Acquired a 2015 sixth-round draft pick (G Kristian Oldham) from Arizona in exchange for C Sam Gagner and RW B.J. Crombeen; Acquired a 2015 fourth-round draft pick (RW Jonne Tammela) and 2015 seventh-round draft pick (traded to Edmonton) in exchange for C Nate Thompson

July 1, 2014 Signed D Anton Stralman to a five-year contract; Signed C Brian Boyle to a three-year contract; Signed G Evgeni Nabokov to a one-year contract; Signed RW Mike Blunden to a one-year, two-way contract

July 8, 2014 Signed D Matt Corrente to a one-year, two-way contract

July 10, 2014 Signed RW Jerome Samson to a one-year contract

July 11, 2014 Signed LW Brenden Morrow to a one-year contract

July 11, 2014 Signed LW Philippe Paradis to a one-year contract

Nov. 28, 2014 Acquired a 2015 third-round draft pick (LW Dennis Yan) from Anaheim in exchange for D Eric Brewer

Dec. 2, 2014 Signed D Anthony DeAngelo to a three-year entry-level contract

Feb. 6, 2015 Acquired RW Carter Ashton and LW David Broll from Toronto in exchange for a conditional 2016 seventh-round draft pick

Feb. 9, 2015 Traded G Evgeni Nabokov to San Jose in exchange for future considerations

Feb. 23, 2015 Signed G Allen York to a two-way contract for the remainder of the 2014-15 season

Mar. 2, 2015 Acquired a 2015 second-round draft pick (D Matthew Spencer) and a 2016 second-round draft pick from Boston in exchange for RW Brett Connolly; Acquired D Braydon Coburn from Philadelphia in exchange for D Radko Gudas, a 2015 first-round draft pick, and a 2015 third-round draft pick

Mar. 26, 2015 Signed C Brayden Point to a three-year entry-level contract

Apr. 1, 2015 Signed G Adam Wilcox and C Matthew Peca to two-year, two-way contracts

Apr. 9, 2015 Signed RW Cameron Darcy to a three-year entry-level contract

June 1, 2015 Acquired D Daniel Walcott from NY Rangers in exchange for a 2015 seventh-round draft pick

June 26, 2015 Acquired a 2015 second-round draft pick (C Mitchell Stephens) and 2015 third-round draft pick (C Anthony Cirelli) from NY Islanders in exchange for a 2015 first-round draft pick

June 27, 2015 Acquired a 2016 seventh-round draft pick from Edmonton in exchange for a 2015 seventh-round draft pick

June 28, 2015 Signed RW Brian Hart to a three-year entry-level contract

July 1, 2015 Signed RW Erik Condra to a three-year contract; Signed D Matt Taormina to a one-year, two-way contract

July 5, 2015 Signed LW Jeff Tambellini to a one-year, two-way contract

July 21, 2015 Signed LW Tye McGinn to a one-year, two-way contract

Oct. 14, 2015 Signed D Dominik Masin to a three-year, entry-level contract

Nov. 12, 2015 Acquired future considerations from Calgary Flames in exchange for G Kevin Poulin

Feb. 26, 2016 Signed D Braydon Coburn to a three-year contract extension

Mar. 22, 2016 Signed D Ben Thomas to a three-year contract

Apr. 4, 2016 Signed F Mitchell Stephens to a three-year, entry-level contract

Apr. 13, 2016 Signed D Matt Spencer to a three-year, entry-level contract

May 21, 2016 Re-signed F Joel Vermin and F Tanner Richard to one-year contracts

June 25, 2016 Re-signed D Luke Witkowski to a one-year, two-way contract

June 25, 2016 Acquired a 2016 second-round draft pick from Arizona in exchange for D Anthony DeAngelo

June 29, 2016 Re-signed F Steven Stamkos to an eight-year contract

July 1, 2016 Signed D Victor Hedman to an eight-year contract extension and G Andrei Vasilevskiy to a three-year contract extension; Signed F Pierre-Luc Letourneau-Leblond, F Jeremy Morin, F Gabriel Dumont and F Michael Bournival to one-year contracts; Signed F Dennis Yan to a three-year, entry-level contract

July 2, 2016 Re-signed G Kristers Gudlevskis to a one-year contract

July 13, 2016 Signed F Cory Conacher to a one-year, one-way contract

July 17, 2016 Re-signed F Alex Killorn to a seven-year contract

July 27, 2016 Re-signed F Vladislav Namestnikov to a two-year contract

Oct. 11, 2016 Re-signed F Nikita Kucherov to a three-year contract

Dec. 24, 2016 Signed F Mathieu Joseph to a three-year, entry-level contract

Dec. 28, 2016 Signed F Brett Howden to a three-year, entry-level contract

Jan. 27, 2017 Acquired D Jonathan Racine and a 2017 sixth-round draft pick from Montreal in exchange for D Nikita Nesterov

Feb. 25, 2017 Acquired F Stefan Fournier from Arizona in exchange for F Jeremy Morin

Feb. 26, 2017 Acquired G Peter Budaj, D Erik Cernak, a 2017 seventh-round draft pick and a 2017 conditional draft pick from Los Angeles in exchange for G Ben Bishop and a 2017 fifth-round draft pick



| | |
|---------------|---|
| Feb. 27, 2017 | Acquired F Byron Rroese and a conditional 2017 second-round draft pick from Toronto in exchange for F Brian Boyle |
| Mar. 1, 2017 | Acquired D Mark Streit from Philadelphia in exchange for F Valtteri Filppula, a 2017 fourth-round draft pick and a 2017 seventh-round draft pick; Acquired a 2018 fourth-round draft pick from Pittsburgh in exchange for D Mark Streit |
| Apr. 4, 2017 | Signed G Connor Ingram to a three-year, entry-level contract |
| May 15, 2017 | Signed F Taylor Raddysh to a three-year, entry-level contract |
| May 31, 2017 | Acquired a 2018 conditional seventh-round draft pick from Los Angeles in exchange for the rights to F Bokondji Imama |
| June 15, 2017 | Acquired D Mikhail Sergachev and a conditional 2018 second-round draft pick from Montreal in exchange for F Jonathan Drouin and a conditional 2018 sixth-round draft pick |
| June 21, 2017 | In exchange for Vegas selecting D Jason Garrison at 2017 Expansion Draft, the Golden Knights acquire Tampa Bay's 2017 second-round pick, Pittsburgh's 2018 fourth-round pick and negotiating rights with Lightning unsigned forward prospect Nikita Gusev |
| June 22, 2017 | Signed G Peter Budaj to a two-year contract |
| June 26, 2017 | Re-signed D Andrej Sustr to a one-year contract and F Yanni Gourde to a two-year contract |
| June 28, 2017 | Re-signed F Cory Conacher and F Gabriel Dumont to two-year contracts |
| June 29, 2017 | Signed F Alex Volkov to a three-year, entry-level contract |
| July 1, 2017 | Acquired F Carter Verhaeghe from the N.Y. Islanders in exchange for G Kristers Gudlevskis; Signed D Dan Girardi to a two-year contract; and F Chris Kunitz to a one-year contract; Signed F Alex Gallant, G Michael Leighton, D Jamie McBain and D Mat Bodie to one-year, two-way contracts |
| July 4, 2017 | Re-signed D Slater Koekkoek to a one-year contract |
| July 5, 2017 | Re-signed D Jake Dotchin to a two-year contract |
| July 10, 2017 | Re-signed F Tyler Johnson to a seven-year contract |
| July 14, 2017 | Re-signed F Ondrej Palat to a five-year contract |
| JULY 18, 2017 | Re-signed F Michael Bournival to a one-year, two-way contract |
| NOV. 14, 2017 | Acquired G Louis Domingue from Arizona in exchange for G Michael Leighton and F Tye McGinn |
| NOV. 24, 2017 | Claimed F Chris DiDomenico off waivers from Ottawa |
| JAN. 31, 2018 | Acquired G Edward Pasquale from Edmonton in exchange for future considerations |
| FEB. 21, 2018 | Claimed F Gabriel Dumont off waivers from Ottawa |
| FEB. 26, 2018 | Acquired D Ryan McDonagh and F J.T. Miller from the N.Y. Rangers in exchange for F Vladislav Namestnikov, F Brett Howden, D Libor Hajek a 2018 first-round draft pick and a conditional 2019 second-round draft pick |
| APR. 1, 2018 | Signed D Cal Foote to a three-year, entry-level contract |
| JUNE 7, 2018 | Re-signed D Daniel Walcott to a one-year, two-way contract |
| JUNE 13, 2018 | Acquired C Andy Andreoff from Los Angeles in exchange for G Peter Budaj |
| JUNE 19, 2018 | Signed G Edward Pasquale to a one-year, two-way contract |

| | |
|----------------|--|
| JUNE 22, 2018 | Signed G Louis Domingue to a two-year contract |
| JUNE 26, 2018 | Signed F J.T. Miller to a five-year contract |
| JULY 2, 2018 | Signed D Ryan McDonagh to a seven-year contract |
| JULY 2, 2018 | Re-signed D Slater Koekkoek to a one-year contract |
| JULY 5, 2018 | Re-signed F Cedric Paquette to a one-year contract |
| JULY 10, 2018 | Re-signed F Nikita Kucherov to an eight-year contract |
| JULY 11, 2018 | Re-signed F Adam Erne to a one-year contract |
| SEPT. 22, 2018 | Claimed F Danick Martel off waivers from the Philadelphia Flyers |
| OCT. 18, 2018 | Acquired F Mitch Hults from the Anaheim Ducks in exchange for future considerations |
| NOV. 2, 2018 | Re-signed F Yanni Gourde to a six-year contract |
| DEC. 19, 2018 | Signed G Gabriel Fortier to a three-year, entry-level contract |
| JAN. 11, 2019 | Acquired D Jan Rutta and a 2019 seventh-round pick from the Chicago Blackhawks in exchange for D Slater Koekkoek and a 2019 fifth-round draft pick |
| MAR. 1, 2019 | Signed F Jimmy Huntington to a three-year, entry-level contract |
| MAY 3, 2019 | Signed D Jan Rutta to a one-year contract |
| JUNE 14, 2019 | Re-signed D Cameron Gaunce to a one-year, two-way contract |
| JUNE 14, 2019 | Acquired a 2021 seventh-round draft pick from Nashville in exchange for G Connor Ingram |
| JUNE 18, 2019 | Re-signed D Braydon Coburn to a two-year contract |
| JUNE 19, 2019 | Re-signed D Daniel Walcott to a one-year, two-way contract |
| JUNE 22, 2019 | Acquired a conditional 2020 first-round draft pick, a 2019 third-round pick and G Marek Mazanec from Vancouver in exchange for F J.T. Miller |
| JUNE 25, 2019 | Signed F Nolan Foote to a three-year, entry-level contract |
| JULY 1, 2019 | Signed G Curtis McElhinney to a two-year contract |
| JULY 1, 2019 | Signed D Luke Schenn to a one-year contract |
| JULY 1, 2019 | Signed D Luke Witkowski to a two-year, two-way contract |
| JULY 1, 2019 | Signed G Scott Wedgewood to a one-year, two-way contract |
| JULY 1, 2019 | Signed G Spencer Martin to a one-year, two-way contract |
| JULY 1, 2019 | Signed F Chris Mueller to a one-year, two-way contract |
| JULY 5, 2019 | Re-signed F Carter Verhaeghe to a one-year, two-way contract |
| JULY 5, 2019 | Re-signed C Cedric Paquette to a two-year contract |
| JULY 8, 2019 | Signed F Gemel Smith to a one-year, two-way contract |
| JULY 9, 2019 | Re-signed F Danick Martel to a one-year, two-way contract |
| JULY 16, 2019 | Re-signed D Ben Thomas to a one-year, two-way contract |
| JULY 17, 2019 | Re-signed D Dominik Masin to a one-year, two-way contract |

ALL-TIME SKATER REGISTER

| DMITRY AFANASENKO | | | | | | ADRIAN AUCOIN | | | | | | MARC-ANDRE BERGERON | | | | | |
|---|-----|----|----|-----|-----|--|----|----|----|----|-----|---------------------|----|---|----|----|-----|
| YEAR | GP | G | A | TP | PIM | YEAR | GP | G | A | TP | PIM | YEAR | GP | G | A | TP | PIM |
| 2000-01 | 9 | 1 | 1 | 2 | 4 | 2000-01 | 26 | 1 | 11 | 12 | 25 | 2010-11 | 23 | 2 | 6 | 8 | 8 |
| 2001-02 | 5 | 0 | 0 | 0 | 0 | Acquired from Vancouver, with a 2001 second-round draft pick (C Alexander Polushin), for G | | | | | | | | | | | |
| 2003-04 | 71 | 6 | 10 | 16 | 12 | Dan Cloutier on February 7, 2001; Traded to NY Islanders, with LW Alexander Kharitonov, for D | | | | | | | | | | | |
| 2005-06 | 68 | 9 | 6 | 15 | 16 | Mathieu Biron and a 2002 second-round draft pick (traded to Washington) on June 22, 2001 | | | | | | | | | | | |
| 2006-07 | 33 | 3 | 3 | 6 | 8 | Signed as a free agent on January 4, 2011; Traded to Carolina for RW Adam Hall and a 2013 seventh-round draft pick (RW Joel Vermir) on April 2, 2013 | | | | | | | | | | | |
| TOTALS | 186 | 19 | 20 | 39 | 40 | #6 | | | | | | | | | | | |
| PLAYOFFS | GP | G | A | TP | PIM | #3 | | | | | | | | | | | |
| 2003-04 | 23 | 1 | 2 | 3 | 6 | 9 | | | | | | | | | | | |
| 2005-06 | 5 | 0 | 1 | 1 | 2 | 8 | | | | | | | | | | | |
| TOTALS | 28 | 1 | 3 | 4 | 8 | 9 | | | | | | | | | | | |
| Selected in the third round, 72nd overall, at the 1998 NHL Entry Draft; Claimed off waivers by Philadelphia on December 30, 2006 | | | | | | | | | | | | | | | | | |
| NIKITA ALEXEEV | | | | | | KEITH AULIE | | | | | | MARC BERGEVIN | | | | | |
| YEAR | GP | G | A | TP | PIM | YEAR | GP | G | A | TP | PIM | YEAR | GP | G | A | TP | PIM |
| 2001-02 | 44 | 4 | 4 | 8 | 8 | 2011-12 | 19 | 0 | 1 | 1 | 13 | 1992-93 | 78 | 2 | 12 | 14 | 66 |
| 2002-03 | 37 | 4 | 2 | 6 | 8 | 2012-13 | 45 | 2 | 5 | 7 | 60 | 1993-94 | 83 | 1 | 15 | 16 | 87 |
| 2006-07 | 63 | 10 | 11 | 21 | 12 | 2013-14 | 15 | 0 | 1 | 1 | 9 | 1994-95 | 44 | 2 | 4 | 6 | 51 |
| TOTALS | 144 | 18 | 17 | 35 | 28 | 2002-03 | | | | | | | | | | | |
| PLAYOFFS | GP | G | A | TP | PIM | 1 | | | | | | | | | | | |
| 2002-03 | 11 | 1 | 0 | 1 | 0 | 0 | | | | | | | | | | | |
| Selected in the first round, eighth overall, at the 2000 NHL Entry Draft; Traded to Chicago for LW Karl Stewart and a 2008 sixth-round draft pick (D Luke Witkowski) on February 27, 2007 | | | | | | | | | | | | | | | | | |
| MIKAEL ANDERSSON | | | | | | DREW BANNISTER | | | | | | TIM BERGLAND | | | | | |
| YEAR | GP | G | A | TP | PIM | YEAR | GP | G | A | TP | PIM | YEAR | GP | G | A | TP | PIM |
| 1992-93 | 77 | 16 | 11 | 27 | 14 | 1995-96 | 13 | 0 | 1 | 1 | 4 | 1992-93 | 27 | 3 | 3 | 6 | 11 |
| 1993-94 | 76 | 13 | 12 | 25 | 23 | 1996-97 | 64 | 4 | 13 | 17 | 28 | 1993-94 | 51 | 6 | 5 | 11 | 6 |
| 1994-95 | 36 | 4 | 7 | 11 | 4 | 1998-99 | 21 | 1 | 2 | 3 | 24 | TOTALS | 78 | 9 | 8 | 17 | 17 |
| 1995-96 | 64 | 8 | 11 | 19 | 2 | Selected in the first round, 112th overall, at the 1992 NHL Expansion Draft; Claimed off waivers by Washington on March 19, 1994 | | | | | | | | | | | |
| 1996-97 | 70 | 5 | 14 | 19 | 8 | #8 | | | | | | | | | | | |
| 1997-98 | 72 | 6 | 11 | 17 | 29 | KAREL BETIK | | | | | | | | | | | |
| 1998-99 | 40 | 2 | 3 | 5 | 4 | YEAR GP G A TP PIM | | | | | | | | | | | |
| TOTALS | 435 | 54 | 69 | 123 | 84 | 1998-99 3 0 2 2 2 | | | | | | | | | | | |
| PLAYOFFS | GP | G | A | TP | PIM | Selected in the fifth round, 121st overall, at the 1997 NHL Entry Draft; Contract bought out on February 17, 2000 | | | | | | | | | | | |
| 1995-96 | 6 | 1 | 1 | 2 | 0 | 6 | | | | | | | | | | | |
| Signed as a free agent on June 29, 1992; Traded to Philadelphia, with RW Sandy McCarthy, for LW Colin Forbes and a 1999 fifth-round draft pick (G Michal Lanicek) on March 20, 1999 | | | | | | | | | | | | | | | | | |
| DAVE ANDREYCHUK | | | | | | MARK BARBERIO | | | | | | MATTHEW BARNABY | | | | | |
| YEAR | GP | G | A | TP | PIM | YEAR | GP | G | A | TP | PIM | YEAR | GP | G | A | TP | PIM |
| 2001-02 | 82 | 21 | 17 | 38 | 109 | 2012-13 | 2 | 0 | 0 | 0 | 0 | 2000-01 | 29 | 4 | 4 | 8 | 97 |
| 2002-03 | 72 | 20 | 14 | 34 | 34 | 2013-14 | 49 | 5 | 5 | 10 | 28 | 2001-02 | 29 | 0 | 0 | 0 | 70 |
| 2003-04 | 82 | 21 | 18 | 39 | 42 | 2014-15 | 52 | 1 | 6 | 7 | 16 | TOTALS | 58 | 4 | 4 | 8 | 167 |
| 2005-06 | 42 | 6 | 12 | 18 | 16 | Acquired from Pittsburgh for C Wayne Primeau on February 1, 2001; Traded to NY Rangers for LW Zdeno Ciger on December 12, 2001 | | | | | | | | | | | |
| TOTALS | 278 | 68 | 61 | 129 | 201 | #2 | | | | | | | | | | | |
| PLAYOFFS | GP | G | A | TP | PIM | BOB BEERS | | | | | | | | | | | |
| 2002-03 | 11 | 3 | 3 | 6 | 10 | YEAR GP G A TP PIM | | | | | | | | | | | |
| 2003-04 | 23 | 1 | 13 | 14 | 14 | 1992-93 64 12 24 36 | | | | | | | | | | | |
| TOTALS | 34 | 4 | 16 | 20 | 24 | 1993-94 16 1 5 6 | | | | | | | | | | | |
| Signed as a free agent on July 13, 2001; Placed on waivers on January 10, 2006 | | | | | | | | | | | | | | | | | |
| MIKE ANGELIDIS | | | | | | BRIAN BELLAWS | | | | | | BRANDON BOCHENSKI | | | | | |
| YEAR | GP | G | A | TP | PIM | YEAR | GP | G | A | TP | PIM | YEAR | GP | G | A | TP | PIM |
| 2011-12 | 6 | 1 | 0 | 1 | 5 | 1992-93 | 64 | 12 | 24 | 36 | 70 | 2008-09 | 7 | 0 | 1 | 1 | 2 |
| 2012-13 | 1 | 0 | 0 | 0 | 0 | 1993-94 | 16 | 1 | 5 | 6 | 12 | 2009-10 | 28 | 4 | 9 | 13 | 2 |
| 2014-15 | 3 | 0 | 0 | 0 | 0 | TOTALS | 80 | 13 | 29 | 42 | 82 | TOTALS | 35 | 4 | 10 | 14 | 4 |
| 2015-16 | 4 | 1 | 0 | 1 | 5 | Acquired from Boston for D Stephane J.G. Richer on October 28, 1992; Traded to Edmonton for D Chris Joseph on November 11, 1993 | | | | | | | | | | | |
| TOTALS | 14 | 2 | 0 | 2 | 22 | #23 | | | | | | | | | | | |
| Signed as free agent on August 3, 2010; Became a free agent July 1, 2016 | | | | | | | | | | | | | | | | | |
| EVGENY ARTYUKHIN | | | | | | SEAN BERGENHEIM | | | | | | KASPARS ASTASHENKO | | | | | |
| YEAR | GP | G | A | TP | PIM | YEAR | GP | G | A | TP | PIM | YEAR | GP | G | A | TP | PIM |
| 2005-06 | 72 | 4 | 13 | 17 | 90 | 1995-96 | 79 | 23 | 26 | 49 | 39 | 1999-00 | 8 | 0 | 1 | 1 | 4 |
| 2008-09 | 73 | 6 | 10 | 16 | 151 | 1996-97 | 7 | 1 | 2 | 3 | 0 | 2000-01 | 15 | 1 | 1 | 2 | 4 |
| TOTALS | 145 | 10 | 23 | 33 | 241 | TOTALS | 86 | 24 | 28 | 52 | 39 | TOTALS | 23 | 1 | 2 | 3 | 8 |
| PLAYOFFS | GP | G | A | TP | PIM | Acquired from Montreal for C Marc Bureau on June 30, 1995; Traded to Anaheim for a 1997 sixth-round pick (D Andrei Skopintsev) on November 18, 1996 | | | | | | | | | | | |
| 2005-06 | 5 | 1 | 0 | 1 | 6 | 1995-96 6 2 0 2 4 | | | | | | | | | | | |
| Selected in the third round, 94th overall, at the 2001 NHL Entry Draft; Traded to Anaheim for LW Drew Miller and a 2010 third-round draft pick (D Adam Janosik) on August 13, 2009 | | | | | | | | | | | | | | | | | |
| KASPARS ASTASHENKO | | | | | | SEAN BERGENHEIM | | | | | | JASON BONSIGNORE | | | | | |
| YEAR | GP | G | A | TP | PIM | YEAR | GP | G | A | TP | PIM | YEAR | GP | G | A | TP | PIM |
| 1999-00 | 8 | 0 | 1 | 1 | 4 | 2010-11 | 80 | 14 | 15 | 29 | 56 | 1997-98 | 35 | 2 | 8 | 10 | 2 |
| 2000-01 | 15 | 1 | 1 | 2 | 4 | PLAYOFFS | GP | G | A | TP | PIM | 1998-99 | 23 | 0 | 3 | 3 | 8 |
| TOTALS | 23 | 1 | 2 | 3 | 8 | 1995-96 | 6 | 2 | 0 | 2 | 4 | TOTALS | 58 | 2 | 11 | 13 | 10 |
| Signed as a free agent on August 17, 2010; Became a free agent on July 1, 2011 | | | | | | | | | | | | | | | | | |
| KASPARS ASTASHENKO | | | | | | SEAN BERGENHEIM | | | | | | JASON BONSIGNORE | | | | | |
| YEAR | GP | G | A | TP | PIM | YEAR | GP | G | A | TP | PIM | YEAR | GP | G | A | TP | PIM |
| 1999-00 | 8 | 0 | 1 | 1 | 4 | 2010-11 | 80 | 14 | 15 | 29 | 56 | 1997-98 | 35 | 2 | 8 | 10 | 2 |
| 2000-01 | 15 | 1 | 1 | 2 | 4 | PLAYOFFS | GP | G | A | TP | PIM | 1998-99 | 23 | 0 | 3 | 3 | 8 |
| TOTALS | 23 | 1 | 2 | 3 | 8 | 1995-96 | 6 | 2 | 0 | 2 | 4 | TOTALS | 58 | 2 | 11 | 13 | 10 |
| Signed as a free agent on August 17, 2010; Became a free agent on July 1, 2011 | | | | | | | | | | | | | | | | | |



| JOSEF BOUMEDIENNE | | | | | | PAUL BROUSSEAU | | | | | |
|--|----|---|---|----|---------|---|----|---|---|----|---------|
| DEFENSE | | | | | | RIGHT WING | | | | | |
| YEAR | GP | G | A | TP | #55 PIM | YEAR | GP | G | A | TP | #10 PIM |
| 2001-02 | 3 | 0 | 0 | 0 | 4 | 1996-97 | 6 | 0 | 0 | 0 | 0 |
| Acquired from New Jersey, with D Sascha Goc and the rights to LW Anton But, for D Andrei Zyuzin on November 9, 2001; Traded to Ottawa for a 2002 seventh-round draft pick (G Fredrik Norrena) on June 23, 2002 | | | | | | Signed as a free agent on September 10, 1996; Selected by Nashville in the 1998 NHL Expansion Draft | | | | | |
| | | | | | | TOTALS | 17 | 0 | 2 | 2 | 27 |

| MICHAEL BOURNIVAL | LEFT WING | #15 | J.T. BROWN | RIGHT WING | #49, 19, 23 |
|-------------------|-----------|----------|------------|------------|-------------|
| YEAR | GP | G | A | TP | PIM |
| 2016-17 | 19 | 2 | 1 | 3 | 0 |
| 2017-18 | 5 | 0 | 0 | 0 | 2 |
| TOTALS | 24 | 2 | 1 | 3 | 2 |

| BRIAN BOYLE | CENTER | #11 | MARC BUREAU | CENTER | #28 |
|---------------|------------|-----------|-------------|-----------|------------|
| YEAR | GP | G | A | TP | PIM |
| 2014-15 | 82 | 15 | 9 | 24 | 54 |
| 2015-16 | 76 | 13 | 7 | 20 | 57 |
| 2016-17 | 54 | 13 | 9 | 22 | 48 |
| TOTALS | 212 | 41 | 25 | 66 | 159 |
| PLAYOFFS | GP | G | A | TP | PIM |
| 2014-15 | 25 | 1 | 1 | 2 | 10 |
| 2015-16 | 17 | 5 | 0 | 5 | 20 |
| TOTALS | 42 | 6 | 1 | 7 | 30 |

Signed as a free agent on July 1, 2014; Traded to Toronto for F Byron Foose and a conditional 2017 second-round draft pick (F Alexander Volkov) on Feb. 27, 2017

| DAN BOYLE | DEFENSE | #29, 22 | SHAWN BURR | LEFT WING | #11 |
|---------------|------------|-----------|------------|------------|------------|
| YEAR | GP | G | A | TP | PIM |
| 2001-02 | 41 | 5 | 15 | 20 | 27 |
| 2002-03 | 77 | 13 | 40 | 53 | 44 |
| 2003-04 | 78 | 9 | 30 | 39 | 60 |
| 2005-06 | 79 | 15 | 38 | 53 | 38 |
| 2006-07 | 82 | 20 | 43 | 63 | 62 |
| 2007-08 | 37 | 4 | 21 | 25 | 57 |
| TOTALS | 394 | 66 | 187 | 253 | 288 |
| PLAYOFFS | GP | G | A | TP | PIM |
| 2002-03 | 11 | 0 | 7 | 7 | 6 |
| 2003-04 | 23 | 2 | 8 | 10 | 16 |
| 2005-06 | 5 | 1 | 3 | 4 | 2 |
| 2006-07 | 6 | 0 | 1 | 1 | 6 |
| TOTALS | 45 | 3 | 19 | 22 | 30 |

Acquired from Florida for a 2003 fifth-round draft pick on January 7, 2002; Traded to San Jose, with D Brad Lukowich, for D Matt Carle, D Ty Wishart, a 2009 first-round draft pick (traded to Ottawa), and a 2010 fourth-round draft pick (C James Mullin) on July 4, 2008

| BRIAN BRADLEY | CENTER | #19 | VIACHESLAV BUTSAYEV | CENTER | #29 |
|---------------|------------|------------|---------------------|------------|------------|
| YEAR | GP | G | A | TP | PIM |
| 1992-93 | 80 | 42 | 44 | 86 | 92 |
| 1993-94 | 78 | 24 | 40 | 64 | 56 |
| 1994-95 | 46 | 13 | 27 | 40 | 42 |
| 1995-96 | 75 | 23 | 56 | 79 | 77 |
| 1996-97 | 35 | 7 | 17 | 24 | 16 |
| 1997-98 | 14 | 2 | 5 | 7 | 6 |
| TOTALS | 328 | 111 | 189 | 300 | 289 |
| PLAYOFFS | GP | G | A | TP | PIM |
| 1995-96 | 5 | 0 | 3 | 3 | 6 |

Selected from Toronto in the 1992 NHL Expansion Draft; Became a free agent on June 30, 1999

| ERIC BREWER | DEFENSE | #2 | RYAN CALLAHAN | RIGHT WING | #24 |
|---------------|------------|-----------|---------------|------------|------------|
| YEAR | GP | G | A | TP | PIM |
| 2010-11 | 22 | 1 | 1 | 2 | 2 |
| 2011-12 | 82 | 1 | 20 | 21 | 49 |
| 2012-13 | 48 | 4 | 8 | 12 | 30 |
| 2013-14 | 77 | 4 | 13 | 17 | 59 |
| 2014-15 | 17 | 0 | 4 | 4 | 18 |
| TOTALS | 246 | 10 | 46 | 56 | 178 |
| PLAYOFFS | GP | G | A | TP | PIM |
| 2010-11 | 18 | 1 | 6 | 7 | 14 |
| 2013-14 | 4 | 0 | 0 | 0 | 0 |
| TOTALS | 22 | 1 | 6 | 7 | 14 |

Acquired from St. Louis for D Brock Beukeboom and a 2011 third-round draft pick on February 18, 2011; Traded to Anaheim for a 2015 third-round draft pick (LW Dennis Yan) on November 28, 2014

| JOCK CALLANDER | | | CENTER | | #12 |
|----------------|----|---|--------|----|-----|
| YEAR | GP | G | A | TP | PIM |
| 1992-93 | 8 | 1 | 1 | 2 | 2 |

Signed as a free agent on July 29, 1992; Became a free agent on July 1, 1993

Signed as a free agent on July 29, 1992; Became a free agent on July 1, 1993

| JIM CAMPBELL | | | RIGHT WING | | #16 |
|--------------|----|---|------------|----|-----|
| YEAR | GP | G | A | TP | PIM |
| 2005-06 | 1 | 0 | 0 | 0 | 2 |

Signed as a free agent on August 18, 2005;
Became a free agent on July 1, 2006

Acquired from Vancouver, with a 1994 fourth-round draft pick (traded to New Jersey), for C Anatoli Semenov on November 3, 1992; Traded to San Jose for D Peter Ahola on June 19, 1993

| MATT CARLE | | | DEFENSE | | #5, 25 |
|------------|-----|----|---------|----|--------|
| YEAR | GP | G | A | TP | PIM |
| 2008-09 | 12 | 1 | 1 | 2 | 6 |
| 2012-13 | 48 | 5 | 17 | 22 | 4 |
| 2013-14 | 82 | 2 | 29 | 31 | 28 |
| 2014-15 | 59 | 4 | 14 | 18 | 26 |
| 2015-16 | 64 | 2 | 7 | 9 | 26 |
| TOTALS | 265 | 14 | 68 | 82 | 90 |
| PLAYOFFS | GP | G | A | TP | PIM |
| 2013-14 | 4 | 1 | 0 | 1 | 0 |
| 2014-15 | 25 | 0 | 3 | 3 | 4 |
| 2015-16 | 14 | 0 | 5 | 5 | 4 |
| TOTALS | 43 | 1 | 8 | 9 | 8 |

Acquired from San Jose, with D Ty Wishart, a 2009 first-round draft pick (traded to Ottawa), and a 2010 fourth-round draft pick (C James Mullin), for D Dan Boyle and D Brad Lukowich on July 4, 2008; Traded to Philadelphia, with a 2009 third-round draft pick, for D Steve Eminger, RW Steve Downie, and a 2009 fourth-round draft pick (LW Alex Hutchings) on November 7, 2008; Signed as a free agent on July 4, 2012; Contract bought out on June 30, 2016

| ERIK CERNAK | | | DEFENSE | | #81 |
|-------------|----|---|---------|----|-----|
| YEAR | GP | G | A | TP | PIM |
| 2018-19 | 58 | 5 | 11 | 16 | 58 |
| PLAYOFFS | GP | G | A | TP | PIM |
| 2018-19 | 4 | 0 | 3 | 3 | 0 |

Acquired from the Los Angeles Kings, with G Peter Budaj, a 2017 seventh-round pick (traded to Philadelphia) and a 2017 conditional pick, for G Ben Bishop and a 2017 fifth-round pick on Feb. 26, 2017

| SHAWN CHAMBERS | | | DEFENSE | | #22 |
|----------------|-----|----|---------|----|-----|
| YEAR | GP | G | A | TP | PIM |
| 1992-93 | 55 | 10 | 29 | 39 | 36 |
| 1993-94 | 66 | 11 | 23 | 34 | 23 |
| 1994-95 | 24 | 2 | 12 | 14 | 6 |
| TOTALS | 145 | 23 | 64 | 87 | 65 |

Selected from Washington in the 1992 NHL Expansion Draft; Traded to New Jersey, with RW Danton Cole, for C Alexander Semak and RW Ben Hankinson on March 14, 1995

| ERIC CHARRON | | | DEFENSE | | #3 |
|--------------|----|---|---------|----|-----|
| YEAR | GP | G | A | TP | PIM |
| 1993-94 | 4 | 0 | 0 | 0 | 2 |
| 1994-95 | 45 | 1 | 4 | 5 | 26 |
| 1995-96 | 14 | 0 | 0 | 0 | 18 |
| TOTALS | 63 | 1 | 4 | 5 | 46 |

Acquired from Montreal, with D Alain Cote and

Acquired from Montreal, with D Alain Cote and 23 future considerations (D Donald Dufresne), for D Rob Ramage on March 20, 1993; Traded to Washington for a 1997 seventh-round draft pick (RW Eero Somervuori) on November 16, 1995

| MARTIN CIBAK | | | CENTER | | | #46, 8 |
|--------------|-----|---|--------|----|-----|--------|
| YEAR | GP | G | A | TP | PIM | |
| 2001-02 | 26 | 1 | 5 | 6 | 8 | |
| 2003-04 | 63 | 2 | 7 | 9 | 30 | |
| 2005-06 | 65 | 2 | 6 | 8 | 22 | |
| TOTALS | 154 | 5 | 18 | 23 | 60 | |
| PLAYOFFS | GP | G | A | TP | PIM | |
| 2003-04 | 6 | 0 | 1 | 1 | 0 | |
| 2005-06 | 5 | 0 | 0 | 0 | 0 | |
| TOTALS | 11 | 0 | 1 | 1 | 0 | |

Selected in the ninth round, 252nd overall, at the 1998 NHL Entry Draft; Became a free agent on July 1, 2006

| DINO CICCARELLI | | | RIGHT WING | | #22 |
|---|------------|-----------|------------|-----------|------------|
| YEAR | GP | G | A | TP | PIM |
| 1996-97 | 77 | 35 | 25 | 60 | 116 |
| 1997-98 | 34 | 11 | 6 | 17 | 42 |
| TOTALS | 111 | 46 | 31 | 77 | 158 |
| Acquired from Detroit for a 1998 fourth-round draft pick on August 27, 1996; Traded to Florida, with D Jeff Norton, for G Mark Fitzpatrick and RW Jody Hull on January 15, 1998 | | | | | |

| ENRICO CICCONE | | | DEFENSE | | #2, 3 |
|----------------|-----|---|---------|----|-------|
| YEAR | GP | G | A | TP | PIM |
| 1993-94 | 11 | 0 | 1 | 1 | 5 |
| 1994-95 | 41 | 2 | 4 | 6 | 22 |
| 1995-96 | 55 | 2 | 3 | 5 | 25 |
| 1997-98 | 12 | 0 | 0 | 0 | 4 |
| 1998-99 | 16 | 1 | 1 | 2 | 24 |
| TOTALS | 135 | 5 | 9 | 14 | 60 |

Acquired from Washington, with a 1994 third-round draft pick (traded to Anaheim) and a 1995 fifth-round draft pick (LW Konstantin Golokhvastov), for D Joe Reekie on March 21, 1994; Traded to Chicago, with a 1996 second-round draft pick, for LW Patrick Poulin, D Igor Ulanov, and a 1996 second-round draft pick (traded to New Jersey) on March 20, 1996; Acquired from Vancouver for D Jamie Huscroft on March 14, 1998; Traded to Washington for future considerations on December 28, 1998

| ZDENO CIGER | | | LEFT WING | | #1 |
|-------------|----|---|-----------|----|-----|
| YEAR | GP | G | A | TP | PIM |
| 2001-02 | 27 | 6 | 6 | 12 | 10 |

Acquired from NY Rangers for RW Matthew Barnaby on December 12, 2001; Reached a negotiated injury settlement on March 8, 2002

Acquired from NY Rangers for RW Matthew Barnaby on December 12, 2001; Reached a negotiated injury settlement on March 8, 2002

| YEAR | GP | G | A | TP | PIM |
|----------|-----|----|----|----|-----|
| 2017-18 | 18 | 5 | 6 | 11 | 6 |
| 2018-19 | 82 | 19 | 20 | 39 | 34 |
| TOTALS | 100 | 24 | 26 | 50 | 40 |
| PLAYOFFS | GP | G | A | TP | PIM |
| 2017-18 | 17 | 2 | 1 | 3 | 4 |
| 2018-19 | 4 | 1 | 1 | 2 | 0 |
| TOTALS | 21 | 3 | 2 | 5 | 4 |

Selected in the third round, 75th overall, at the 2015 NHL Entry Draft

| BRETT CLARK | | | DEFENSE | | | # |
|---------------|------------|-----------|-----------|-----------|-----------|---|
| YEAR | GP | G | A | TP | PIM | |
| 2010-11 | 82 | 9 | 22 | 31 | 14 | |
| 2011-12 | 82 | 2 | 13 | 15 | 20 | |
| TOTALS | 164 | 11 | 35 | 46 | 34 | |
| PLAYOFFS | GP | G | A | TP | PIM | |
| 2010-11 | 18 | 1 | 2 | 3 | 8 | |

Signed as a free agent on July 5, 2010; Became a free agent on July 1, 2012

Signed as a free agent on July 5, 2010; Became a free agent on July 1, 2012

| WENDEL CLARK | | | LEFT WING | | #17 |
|--------------|----|----|-----------|----|-----|
| YEAR | GP | G | A | TP | PIM |
| 1998-99 | 65 | 28 | 14 | 42 | 35 |

Signed as a free agent on July 16, 1998; Traded to Detroit, with a 1999 sixth-round draft pick, for G Kevin Hodson and a 1999 second-round draft pick (RW Sheldon Keefe) on March 23, 1999

Signed as a free agent on July 16, 1998; Traded to Detroit, with a 1999 sixth-round draft pick, for G Kevin Hodson and a 1999 second-round draft pick (RW Sheldon Keefe) on March 23, 1999

| | | | | | |
|----------|-----|----|----|----|-----|
| 2001-02 | 81 | 14 | 20 | 34 | 3 |
| 2002-03 | 65 | 6 | 12 | 18 | 5 |
| 2003-04 | 66 | 2 | 8 | 10 | 5 |
| TOTALS | 295 | 29 | 47 | 76 | 25 |
| PLAYOFFS | GP | G | A | TP | PIM |
| 2002-03 | 11 | 0 | 2 | 2 | |
| 2003-04 | 5 | 0 | 0 | 0 | |
| TOTALS | 16 | 0 | 2 | 2 | |

Signed as a free agent on October 2, 1999; Became a free agent on July 1, 2004

| BRAYDON COBURN | | | DEFENSE | | #5 |
|----------------|------------|-----------|-----------|-----------|------------|
| YEAR | GP | G | A | TP | PIM |
| 2014-15 | 4 | 0 | 2 | 2 | 1 |
| 2015-16 | 80 | 1 | 9 | 10 | 5 |
| 2016-17 | 80 | 5 | 7 | 12 | 50 |
| 2017-18 | 72 | 1 | 14 | 15 | 40 |
| 2018-19 | 74 | 4 | 19 | 23 | 34 |
| TOTALS | 310 | 11 | 51 | 62 | 180 |
| PLAYOFFS | | | G | A | TP |
| 2014-15 | 26 | 1 | 3 | 4 | 2 |
| 2015-16 | 17 | 0 | 2 | 2 | 1 |
| 2017-18 | 17 | 0 | 2 | 2 | 13 |
| 2018-19 | 2 | 0 | 1 | 1 | 0 |
| TOTALS | 62 | 1 | 8 | 9 | 16 |

Acquired from Philadelphia for D Radko Gudas,
a 2015 first-round draft pick and a 2015 third-
round draft pick on March 2, 2015

Acquired from Detroit for a 2013 conditional seventh-round draft pick on February 27, 2012; Became a free agent on July 1, 2012

| CORY CONACHER | | | CENTER | | #89, 19 |
|---------------|----|----|--------|----|---------|
| YEAR | GP | G | A | TP | PIM |
| 2012-13 | 35 | 9 | 15 | 24 | 16 |
| 2016-17 | 11 | 1 | 3 | 4 | 4 |
| 2017-18 | 36 | 8 | 4 | 12 | 24 |
| 2018-19 | 1 | 0 | 0 | 0 | 2 |
| TOTALS | 83 | 18 | 22 | 40 | 46 |
| PLAYOFFS | GP | G | A | TP | PIM |
| 2017-18 | 2 | 0 | 0 | 0 | 10 |

Signed as a free agent on March 1, 2012; Traded to Ottawa, with a 2013 fourth-round draft pick, for G Ben Bishop on April 3, 2013; Signed as a free agent on July 13, 2016

| ERIK CONDRA | | | RIGHT WING | | | #22 |
|---------------|-----------|----------|------------|-----------|----------|-----|
| YEAR | GP | G | A | TP | PIM | |
| 2015-16 | 54 | 6 | 5 | 11 | 3 | |
| 2016-17 | 13 | 0 | 0 | 0 | 4 | |
| TOTALS | 67 | 6 | 5 | 11 | 3 | |
| PLAYOFFS | GP | G | A | TP | PIM | |
| 2015-16 | 3 | 0 | 0 | 0 | 0 | |

Signed as a free agent on July 1, 2015; Became a free agent July 1, 2018

| JASSEN CULLIMORE | | | | DEFENSE | | #27, 5 | JAKE DOTCHIN | | | | DEFENSE | | #59 |
|--|------------|-----------|-----------|-----------|--|------------|---|-------------------|-----------|-----------|-----------|----------|-----|
| YEAR | GP | G | A | TP | | PIM | YEAR | GP | G | A | TP | PIM | |
| 1997-98 | 25 | 1 | 2 | 3 | | 22 | 2016-17 | 35 | 0 | 11 | 11 | 3 | |
| 1998-99 | 78 | 5 | 12 | 17 | | 81 | 2017-18 | 48 | 3 | 8 | 11 | 3 | |
| 1999-00 | 46 | 1 | 1 | 2 | | 66 | TOTALS | 83 | 3 | 19 | 22 | 7 | |
| 2000-01 | 74 | 1 | 6 | 7 | | 80 | Selected in the sixth round, 161st overall, at the 1992 NHL Entry Draft | | | | | | |
| 2001-02 | 78 | 4 | 9 | 13 | | 58 | Selected in the third round, 55th overall, at the 1993 NHL Entry Draft; Became a free agent on July 1, 1998 | | | | | | |
| 2002-03 | 28 | 1 | 3 | 4 | | 31 | | | | | | | |
| 2003-04 | 79 | 2 | 5 | 7 | | 58 | | | | | | | |
| TOTALS | 408 | 15 | 38 | 53 | | 396 | STEVE DOWNIE | RIGHT WING | #9 | | | | |
| PLAYOFFS | GP | G | A | TP | | PIM | YEAR | GP | G | A | TP | PIM | |
| 2002-03 | 11 | 1 | 1 | 2 | | 4 | 2008-09 | 23 | 3 | 3 | 6 | 54 | |
| 2003-04 | 11 | 0 | 2 | 2 | | 6 | 2009-10 | 79 | 22 | 24 | 46 | 208 | |
| TOTALS | 22 | 1 | 3 | 4 | | 10 | 2010-11 | 57 | 10 | 22 | 32 | 171 | |
| Claimed off waivers from Montreal on January 22, 1998; Became a free agent on July 1, 2004 | | | | | | | 2011-12 | 55 | 12 | 16 | 28 | 121 | |

| JIM CUMMINS | | | RIGHT WING #12, 27 | | |
|-------------|----|---|--------------------|----|-----|
| YEAR | GP | G | A | TP | PIM |
| 1993-94 | 4 | 0 | 0 | 0 | 13 |
| 1994-95 | 10 | 1 | 0 | 1 | 41 |
| TOTALS | 14 | 1 | 0 | 1 | 54 |

Acquired from Philadelphia, with a 1995 fourth-round draft pick (traded to Philadelphia), for RW Rob DiMaio on March 18, 1994; Traded to Chicago, with D Tom Tilley and D Jeff Buchanan, for LW Paul Ysebaert and RW Rich Sutter on February 22, 1995

| ALEXANDRE DAIGLE | | | RIGHT WING | | #21 |
|------------------|----|---|------------|----|-----|
| YEAR | GP | G | A | TP | PIM |
| 1998-99 | 32 | 6 | 6 | 12 | 2 |

Acquired from Edmonton for LW Alexander Selivanov on January 29, 1999; Traded to NY Rangers for future considerations on October 3, 1999

Acquired from Edmonton for LW Alexander Selivanov on January 29, 1999; Traded to NY Rangers for future considerations on October 3, 1999

| LOUIE DEBRUSK | | | LEFT WING | | #36 |
|---------------|----|---|-----------|----|-----|
| YEAR | GP | G | A | TP | PIM |
| 1997-98 | 54 | 1 | 2 | 3 | 166 |

Signed as a free agent on September 23, 1997;
Traded to Phoenix, with a 1998 fifth-round
draft pick, for C Craig Janney on June 11, 1998

Signed as a free agent on July 2, 2007; Became a free agent on July 1, 2008

| | | | | | |
|--|---|---|-------------------|---|------------|
| 1998-99 | 2 | 0 | 0 | 0 | 0 |
| Selected in the sixth round, 157th overall, at the 1996 NHL Entry Draft; Became a free agent on July 1, 2000 | | | | | |
| ROB DIMAIO | | | RIGHT WING | | #18 |

Signed as a free agent on September 23, 1997; Traded to Phoenix, with a 1998 fifth-round draft pick, for C Craig Janney on June 11, 1998

| | | | | | |
|----------|-----|----|----|----|-----|
| TOTALS | 154 | 21 | 35 | 56 | 132 |
| PLAYOFFS | GP | G | A | TP | PIM |
| 2005-06 | 2 | 0 | 0 | 0 | 0 |

Selected from NY Islanders in the 1992 NHL Expansion Draft; Traded to Philadelphia for RW Jim Cummins and a 1995 fourth-round draft

Selected in the sixth round, 157th overall, at the 1996 NHL Entry Draft; Became a free agent on July 1, 2000

| CHRIS DINGMAN | | | LEFT WING | | #11 |
|---------------|----|---|-----------|----|-----|
| YEAR | GP | G | A | TP | PIM |
| 2001-02 | 14 | 0 | 4 | 4 | 103 |
| 2002-03 | 51 | 2 | 1 | 3 | 91 |
| 2003-04 | 74 | 1 | 5 | 6 | 140 |
| 2005-06 | 34 | 0 | 1 | 1 | 20 |

Selected from NY Islanders in the 1992 NHL Expansion Draft; Traded to Philadelphia for RW Jim Cummins and a 1995 fourth-round draft pick (traded to Philadelphia) on March 18, 1994; Signed as a free agent on August 9, 2005; Became a free agent on July 1, 2007

| | | | | | |
|---------------|-----------|----------|----------|----------|-----------|
| 2005-06 | 3 | 0 | 0 | 0 | 19 |
| TOTALS | 37 | 2 | 1 | 3 | 86 |

Acquired from Carolina, with RW Shane Willis,
for G Kevin Weekes on March 5, 2002; Became
a free agent on July 1, 2006

Acquired from Montreal for D Mike McBain on November 26, 1999; Traded to NY Rangers for LW Boyd Kane on October 10, 2002

| | | | | | | | | | | | | | | | | | | | | | | | | | | | | | | | | | | | | | | | | | | | | | | | | | | | | | | | | | | | | | | | | | | | | | | | | | | | | | | | | | | | | | | | | | | | | | | | | | | | | | | | | | | | | | | | | | | | | | | | | | | | | | | | | | | | | | | | | | | | | | | | | | | | | | | | | | | | | | | | | | | | | | | | | | | | | | | | | | | | | | | | | | | | | | | | | | | | | | | | | | | | | | | | | | | | | | | | | | | | | | | | | | | | | | | | | | | | | | | | | | | | | | | | | | | | | | | | | | | | | | | | | | | | | | | | | | | | | | | | | | | | | | | | | | | | | | | | | | | | | | | | | | | | | | | | | | | | | | | | | | | | | | | | | | | | | | | | | | | | | | | | | | | | | | | | | | | | | | | | | | | | | | | | | | | | | | | | | | | | | | | | | | | | | | | | | | | | | | | | | | | | | | | | | | | | | | | | | | | | | | | | | | | | | | | | | | | | | | | | | | | | | | | | | | | | | | | | | | | | | | | | | | | | | | | | | | | | | | | | | | | | | | | | | | | | | | | | | | | | | | | | | | | | | | | | | | | | | | | | | | | | | | | | | | | | | | | | | | | | | | | | | | | | | | | | | | | | | | | | | | | | | | | | | | | | | | | | | | | | | | | | | | | | | | | | | | | | | | | | | | | | | | | | | | | | | | | | | | | | | | | | | | | | | | | | | | | | | | | | | | | | | | | | | | | | | | | | | | | | | | | | | | | | | | | | | | | | | | | | | | | | | | | | | | | | | | | | | | | | | | | | | | | | | | | | | | | | | | | | | | | | | | | | | | | | | | | | | | | | | | | | | | | | | | | | | | | | | | | | | | | | | | | | | | | | | | | | | | | | | | | | | | | | | | | | | | | | | | | | | | | | | | | | | | | | | | | | | | | | | | | | | | | | | | | | | | | | | | | | | | | | | | | | | | | | | | | | | | | | | | | | | | | | | | | | | | | | | | | | | | | | | | | | | | | | | | | | | | | | | | | | | | | | | | | | | | | | | | | | | | | | | | | | | | | | | | | | | | | | | | | | | | | | | | | | | | | | | | | | | | | | | | | | | | | | | | | | | | | | | | | | | | | | | | | | | | | | | | | | | | | | | | | | | | | | | | | | | | | | | | | | | | | | | | | | | | | | | | | | | | | | | | | | | | | | | | | | | | | | | | | | | | | | | | | | | | | | | | | | | | | | | | | | | | | | | | | | | | | | | | | | | | | | | | | | | | | | | | | | | | | | | | | | | | | | | | | | | | | | | | | | | | | | | | | | | | | | | | | | | | | | | | | | | | | | | | | | | | | | | | | | | | | | | | | | | | | | | | | | | | | | | | | | | | | | | | | | | | | | | | | | | | | | | | | | | | | | | | | | | | | | | | | | | | | | | | | | | | | | | | | | | | | | | | | | | | | | | | | | | | | | | | | | | | | | | | | | | | | | | | | | | | | | | | | | | | | | | | | | | | | | | | | | | | | | | | | | | | | | | | | | | | | | | | | | | | | | | | | | | | | | | | | | | | | | | | | | | | | | | | | | | | | | | | | | | | | | | | | | | | | | | | | | | | | | | | | | | | | | | | | | | | | | | | | | | | | | | | | | | | | | | | | | | | | | | | | |
|---|--|--|--|--|--|--|--|--|--|--|--|--|--|--|--|--|--|--|--|--|--|--|--|--|--|--|--|--|--|--|--|--|--|--|--|--|--|--|--|--|--|--|--|--|--|--|--|--|--|--|--|--|--|--|--|--|--|--|--|--|--|--|--|--|--|--|--|--|--|--|--|--|--|--|--|--|--|--|--|--|--|--|--|--|--|--|--|--|--|--|--|--|--|--|--|--|--|--|--|--|--|--|--|--|--|--|--|--|--|--|--|--|--|--|--|--|--|--|--|--|--|--|--|--|--|--|--|--|--|--|--|--|--|--|--|--|--|--|--|--|--|--|--|--|--|--|--|--|--|--|--|--|--|--|--|--|--|--|--|--|--|--|--|--|--|--|--|--|--|--|--|--|--|--|--|--|--|--|--|--|--|--|--|--|--|--|--|--|--|--|--|--|--|--|--|--|--|--|--|--|--|--|--|--|--|--|--|--|--|--|--|--|--|--|--|--|--|--|--|--|--|--|--|--|--|--|--|--|--|--|--|--|--|--|--|--|--|--|--|--|--|--|--|--|--|--|--|--|--|--|--|--|--|--|--|--|--|--|--|--|--|--|--|--|--|--|--|--|--|--|--|--|--|--|--|--|--|--|--|--|--|--|--|--|--|--|--|--|--|--|--|--|--|--|--|--|--|--|--|--|--|--|--|--|--|--|--|--|--|--|--|--|--|--|--|--|--|--|--|--|--|--|--|--|--|--|--|--|--|--|--|--|--|--|--|--|--|--|--|--|--|--|--|--|--|--|--|--|--|--|--|--|--|--|--|--|--|--|--|--|--|--|--|--|--|--|--|--|--|--|--|--|--|--|--|--|--|--|--|--|--|--|--|--|--|--|--|--|--|--|--|--|--|--|--|--|--|--|--|--|--|--|--|--|--|--|--|--|--|--|--|--|--|--|--|--|--|--|--|--|--|--|--|--|--|--|--|--|--|--|--|--|--|--|--|--|--|--|--|--|--|--|--|--|--|--|--|--|--|--|--|--|--|--|--|--|--|--|--|--|--|--|--|--|--|--|--|--|--|--|--|--|--|--|--|--|--|--|--|--|--|--|--|--|--|--|--|--|--|--|--|--|--|--|--|--|--|--|--|--|--|--|--|--|--|--|--|--|--|--|--|--|--|--|--|--|--|--|--|--|--|--|--|--|--|--|--|--|--|--|--|--|--|--|--|--|--|--|--|--|--|--|--|--|--|--|--|--|--|--|--|--|--|--|--|--|--|--|--|--|--|--|--|--|--|--|--|--|--|--|--|--|--|--|--|--|--|--|--|--|--|--|--|--|--|--|--|--|--|--|--|--|--|--|--|--|--|--|--|--|--|--|--|--|--|--|--|--|--|--|--|--|--|--|--|--|--|--|--|--|--|--|--|--|--|--|--|--|--|--|--|--|--|--|--|--|--|--|--|--|--|--|--|--|--|--|--|--|--|--|--|--|--|--|--|--|--|--|--|--|--|--|--|--|--|--|--|--|--|--|--|--|--|--|--|--|--|--|--|--|--|--|--|--|--|--|--|--|--|--|--|--|--|--|--|--|--|--|--|--|--|--|--|--|--|--|--|--|--|--|--|--|--|--|--|--|--|--|--|--|--|--|--|--|--|--|--|--|--|--|--|--|--|--|--|--|--|--|--|--|--|--|--|--|--|--|--|--|--|--|--|--|--|--|--|--|--|--|--|--|--|--|--|--|--|--|--|--|--|--|--|--|--|--|--|--|--|--|--|--|--|--|--|--|--|--|--|--|--|--|--|--|--|--|--|--|--|--|--|--|--|--|--|--|--|--|--|--|--|--|--|--|--|--|--|--|--|--|--|--|--|--|--|--|--|--|--|--|--|--|--|--|--|--|--|--|--|--|--|--|--|--|--|--|--|--|--|--|--|--|--|--|--|--|--|--|--|--|--|--|--|--|--|--|--|--|--|--|--|--|--|--|--|--|--|--|--|--|--|--|--|--|--|--|--|--|--|--|--|--|--|--|--|--|--|--|--|--|--|--|--|--|--|--|--|--|--|--|--|--|--|--|--|--|--|--|--|--|--|--|--|--|--|--|--|--|--|--|--|--|--|--|--|--|--|--|--|--|--|--|--|--|--|--|--|--|--|--|--|--|--|--|--|--|--|--|--|--|--|--|--|--|--|--|--|--|--|--|--|--|--|--|--|--|--|--|--|--|--|--|--|--|--|--|--|--|--|--|--|--|--|--|--|--|--|--|--|--|--|--|--|--|--|--|--|--|--|--|--|--|--|--|--|--|--|--|--|--|--|--|--|--|--|--|--|--|--|--|--|--|--|--|--|--|--|--|--|--|--|--|--|--|--|--|--|--|--|--|--|--|--|--|--|--|--|--|--|--|--|--|--|--|--|--|--|--|--|--|--|--|--|--|--|--|--|--|--|--|--|--|--|--|--|--|--|--|--|--|--|--|--|--|--|--|--|--|--|--|--|--|--|--|--|--|--|--|--|--|--|--|--|--|--|--|--|--|--|--|--|--|--|--|--|--|--|--|--|--|--|--|--|--|--|--|--|--|--|--|--|--|--|--|--|--|--|--|--|--|--|--|--|--|--|--|--|--|--|--|--|--|--|--|--|--|--|--|--|--|--|--|--|--|--|--|--|--|--|--|--|--|--|--|--|--|--|--|--|--|--|--|--|--|--|--|--|--|--|--|--|--|--|--|--|--|--|--|--|--|--|--|--|--|--|--|--|--|--|--|--|--|--|--|--|--|--|--|--|--|--|--|--|--|--|--|--|--|--|--|--|--|--|--|--|--|--|--|--|--|--|--|--|--|--|--|--|--|--|--|--|--|--|--|--|--|--|--|--|--|--|--|--|--|--|--|--|--|--|--|--|--|--|--|--|--|--|--|--|--|--|--|--|--|--|--|--|--|--|--|--|--|--|--|--|--|--|--|--|--|--|--|--|--|--|--|--|--|--|--|--|--|--|--|--|--|--|--|--|--|--|--|--|--|--|--|--|--|--|--|--|--|--|--|--|--|--|--|--|--|--|--|--|--|--|--|--|--|--|--|--|--|--|--|--|--|--|--|--|--|--|--|--|--|--|--|--|--|--|--|--|--|--|--|--|--|--|--|--|--|--|--|--|--|--|--|--|--|--|--|--|--|--|--|--|--|--|--|--|--|--|--|--|--|--|--|--|--|--|--|--|--|--|--|--|--|--|--|--|--|--|--|--|--|--|--|--|--|--|--|--|--|--|--|--|--|--|--|--|--|--|--|--|--|--|--|
|  | | | | | | | | | | | | | | | | | | | | | | | | | | | | | | | | | | | | | | | | | | | | | | | | | | | | | | | | | | | | | | | | | | | | | | | | | | | | | | | | | | | | | | | | | | | | | | | | | | | | | | | | | | | | | | | | | | | | | | | | | | | | | | | | | | | | | | | | | | | | | | | | | | | | | | | | | | | | | | | | | | | | | | | | | | | | | | | | | | | | | | | | | | | | | | | | | | | | | | | | | | | | | | | | | | | | | | | | | | | | | | | | | | | | | | | | | | | | | | | | | | | | | | | | | | | | | | | | | | | | | | | | | | | | | | | | | | | | | | | | | | | | | | | | | | | | | | | | | | | | | | | | | | | | | | | | | | | | | | | | | | | | | | | | | | | | | | | | | | | | | | | | | | | | | | | | | | | | | | | | | | | | | | | | | | | | | | | | | | | | | | | | | | | | | | | | | | | | | | | | | | | | | | | | | | | | | | | | | | | | | | | | | | | | | | | | | | | | | | | | | | | | | | | | | | | | | | | | | | | | | | | | | | | | | | | | | | | | | | | | | | | | | | | | | | | | | | | | | | | | | | | | | | | | | | | | | | | | | | | | | | | | | | | | | | | | | | | | | | | | | | | | | | | | | | | | | | | | | | | | | | | | | | | | | | | | | | | | | | | | | | | | | | | | | | | | | | | | | | | | | | | | | | | | | | | | | | | | | | | | | | | | | | | | | | | | | | | | | | | | | | | | | | | | | | | | | | | | | | | | | | | | | | | | | | | | | | | | | | | | | | | | | | | | | | | | | | | | | | | | | | | | | | | | | | | | | | | | | | | | | | | | | | | | | | | | | | | | | | | | | | | | | | | | | | | | | | | | | | | | | | | | | | | | | | | | | | | | | | | | | | | | | | | | | | | | | | | | | | | | | | | | | | | | | | | | | | | | | | | | | | | | | | | | | | | | | | | | | | | | | | | | | | | | | | | | | | | | | | | | | | | | | | | | | | | | | | | | | | | | | | | | | | | | | | | | | | | | | | | | | | | | | | | | | | | | | | | | | | | | | | | | | | | | | | | | | | | | | | | | | | | | | | | | | | | | | | | | | | | | | | | | | | | | | | | | | | | | | | | | | | | | | | | | | | | | | | | | | | | | | | | | | | | | | | | | | | | | | | | | | | | | | | | | | | | | | | | | | | | | | | | | | | | | | | | | | | | | | | | | | | | | | | | | | | | | | | | | | | | | | | | | | | | | | | | | | | | | | | | | | | | | | | | | | | | | | | | | | | | | | | | | | | | | | | | | | | | | | | | | | | | | | | | | | | | | | | | | | | | | | | | | | | | | | | | | | | | | | | | | | | | | | | | | | | | | | | | | | | | | | | | | | | | | | | | | | | | | | | | | | | | | | | | | | | | | | | | | | | | | | | | | | | | | | | | | | | | | | | | | | | | | | | | | | | | | | | | | | | | | | | | | | | | | | | | | | | | | | | | | | | | | | | | | | | | | | | | | | | | | | | | | | | | | | | | | | | | | | | | | | | | | | | | | | | | | | | | | | | | | | | | | | | | | | | | | | | | | | | | | | | | | | | | | | | | | | | | | | | | | | | | | | | | | | | | | | | | | | | | | | | | | | | | | | | | | | | | | | | | | | | | | | | | | | | | | | | |
|---|--|--|--|--|--|--|--|--|--|--|--|--|--|--|--|--|--|--|--|--|--|--|--|--|--|--|--|--|--|--|--|--|--|--|--|--|--|--|--|--|--|--|--|--|--|--|--|--|--|--|--|--|--|--|--|--|--|--|--|--|--|--|--|--|--|--|--|--|--|--|--|--|--|--|--|--|--|--|--|--|--|--|--|--|--|--|--|--|--|--|--|--|--|--|--|--|--|--|--|--|--|--|--|--|--|--|--|--|--|--|--|--|--|--|--|--|--|--|--|--|--|--|--|--|--|--|--|--|--|--|--|--|--|--|--|--|--|--|--|--|--|--|--|--|--|--|--|--|--|--|--|--|--|--|--|--|--|--|--|--|--|--|--|--|--|--|--|--|--|--|--|--|--|--|--|--|--|--|--|--|--|--|--|--|--|--|--|--|--|--|--|--|--|--|--|--|--|--|--|--|--|--|--|--|--|--|--|--|--|--|--|--|--|--|--|--|--|--|--|--|--|--|--|--|--|--|--|--|--|--|--|--|--|--|--|--|--|--|--|--|--|--|--|--|--|--|--|--|--|--|--|--|--|--|--|--|--|--|--|--|--|--|--|--|--|--|--|--|--|--|--|--|--|--|--|--|--|--|--|--|--|--|--|--|--|--|--|--|--|--|--|--|--|--|--|--|--|--|--|--|--|--|--|--|--|--|--|--|--|--|--|--|--|--|--|--|--|--|--|--|--|--|--|--|--|--|--|--|--|--|--|--|--|--|--|--|--|--|--|--|--|--|--|--|--|--|--|--|--|--|--|--|--|--|--|--|--|--|--|--|--|--|--|--|--|--|--|--|--|--|--|--|--|--|--|--|--|--|--|--|--|--|--|--|--|--|--|--|--|--|--|--|--|--|--|--|--|--|--|--|--|--|--|--|--|--|--|--|--|--|--|--|--|--|--|--|--|--|--|--|--|--|--|--|--|--|--|--|--|--|--|--|--|--|--|--|--|--|--|--|--|--|--|--|--|--|--|--|--|--|--|--|--|--|--|--|--|--|--|--|--|--|--|--|--|--|--|--|--|--|--|--|--|--|--|--|--|--|--|--|--|--|--|--|--|--|--|--|--|--|--|--|--|--|--|--|--|--|--|--|--|--|--|--|--|--|--|--|--|--|--|--|--|--|--|--|--|--|--|--|--|--|--|--|--|--|--|--|--|--|--|--|--|--|--|--|--|--|--|--|--|--|--|--|--|--|--|--|--|--|--|--|--|--|--|--|--|--|--|--|--|--|--|--|--|--|--|--|--|--|--|--|--|--|--|--|--|--|--|--|--|--|--|--|--|--|--|--|--|--|--|--|--|--|--|--|--|--|--|--|--|--|--|--|--|--|--|--|--|--|--|--|--|--|--|--|--|--|--|--|--|--|--|--|--|--|--|--|--|--|--|--|--|--|--|--|--|--|--|--|--|--|--|--|--|--|--|--|--|--|--|--|--|--|--|--|--|--|--|--|--|--|--|--|--|--|--|--|--|--|--|--|--|--|--|--|--|--|--|--|--|--|--|--|--|--|--|--|--|--|--|--|--|--|--|--|--|--|--|--|--|--|--|--|--|--|--|--|--|--|--|--|--|--|--|--|--|--|--|--|--|--|--|--|--|--|--|--|--|--|--|--|--|--|--|--|--|--|--|--|--|--|--|--|--|--|--|--|--|--|--|--|--|--|--|--|--|--|--|--|--|--|--|--|--|--|--|--|--|--|--|--|--|--|--|--|--|--|--|--|--|--|--|--|--|--|--|--|--|--|--|--|--|--|--|--|--|--|--|--|--|--|--|--|--|--|--|--|--|--|--|--|--|--|--|--|--|--|--|--|--|--|--|--|--|--|--|--|--|--|--|--|--|--|--|--|--|--|--|--|--|--|--|--|--|--|--|--|--|--|--|--|--|--|--|--|--|--|--|--|--|--|--|--|--|--|--|--|--|--|--|--|--|--|--|--|--|--|--|--|--|--|--|--|--|--|--|--|--|--|--|--|--|--|--|--|--|--|--|--|--|--|--|--|--|--|--|--|--|--|--|--|--|--|--|--|--|--|--|--|--|--|--|--|--|--|--|--|--|--|--|--|--|--|--|--|--|--|--|--|--|--|--|--|--|--|--|--|--|--|--|--|--|--|--|--|--|--|--|--|--|--|--|--|--|--|--|--|--|--|--|--|--|--|--|--|--|--|--|--|--|--|--|--|--|--|--|--|--|--|--|--|--|--|--|--|--|--|--|--|--|--|--|--|--|--|--|--|--|--|--|--|--|--|--|--|--|--|--|--|--|--|--|--|--|--|--|--|--|--|--|--|--|--|--|--|--|--|--|--|--|--|--|--|--|--|--|--|--|--|--|--|--|--|--|--|--|--|--|--|--|--|--|--|--|--|--|--|--|--|--|--|--|--|--|--|--|--|--|--|--|--|--|--|--|--|--|--|--|--|--|--|--|--|--|--|--|--|--|--|--|--|--|--|--|--|--|--|--|--|--|--|--|--|--|--|--|--|--|--|--|--|--|--|--|--|--|--|--|--|--|--|--|--|--|--|--|--|--|--|--|--|--|--|--|--|--|--|--|--|--|--|--|--|--|--|--|--|--|--|--|--|--|--|--|--|--|--|--|--|--|--|--|--|--|--|--|--|--|--|--|--|--|--|--|--|--|--|--|--|--|--|--|--|--|--|--|--|--|--|--|--|--|--|--|--|--|--|--|--|--|--|--|--|--|--|--|--|--|--|--|--|--|--|--|--|--|--|--|--|--|--|--|--|--|--|--|--|--|--|--|--|--|--|--|--|--|--|--|--|--|--|--|--|--|--|--|--|--|--|--|--|--|--|--|--|--|--|--|--|--|--|--|--|--|--|--|--|--|--|--|--|--|--|--|--|--|--|--|--|--|--|--|--|--|--|--|--|--|--|--|--|--|--|--|--|--|--|--|--|--|--|--|--|--|--|--|--|--|--|--|--|--|--|--|--|--|--|--|--|--|--|--|--|--|--|--|--|--|--|--|--|--|--|--|--|--|--|--|--|--|--|--|--|--|--|--|--|--|--|--|--|--|--|--|--|--|--|--|--|--|--|--|--|--|--|--|--|--|--|--|--|--|--|--|--|--|--|--|--|--|--|--|--|--|--|--|--|--|--|--|--|--|--|--|--|--|--|--|--|--|--|--|--|--|--|--|--|--|--|--|--|--|--|--|--|--|--|--|--|--|--|--|--|--|--|--|--|--|--|--|--|--|--|--|--|--|--|--|--|--|--|--|--|

Acquired from Philadelphia, with RW Mikael Renberg, for a 1998 first-round draft pick, a 1999 first-round draft pick, a 2000 first-round draft pick, and a 2001 first-round draft pick on August 20, 1997; Traded to Philadelphia for D Petr Svoboda on December, 28, 1998

| | | | | | | | | | | | | | | | | | | | | | | | | | | | | | | | | | | | | | | | | | | | | | | | | | | | | | | | | | | | | | | | | | | | | | | | | | | | | | | | | | | | | | | | | | | | | | | | | | | | | | | | | | | | | | | | | | | | | | | | | | | | | | | | | | | | | | | | | | | | | | | | | | | | | | | | | | | | | | | | | | | | | | | | | | | | | | | | | | | | | | | | | | | | | | | | | | | | | | | | | | | | | | | | | | | | | | | | | | | | | | | | | | | | | | | | | | | | | | | | | | | | | | | | | | | | | | | | | | | | | | | | | | | | | | | | | | | | | | | | | | | | | | | | | | | | | | | | | | | | | | | | | | | | | | | | | | | | | | | | | | | | | | | | | | | | | | | | | | | | | | | | | | | | | | | | | | | | | | | | | | | | | | | | | | | | | | | | | | | | | | | | | | | | | | | | | | | | | | | | | | | | | | | | | | | | | | | | | | | | | | | | | | | | | | | | | | | | | | | | | | | | | | | | | | | | | | | | | | | | | | | | | | | | | | | | | | | | | | | | | | | | | | | | | | | | | | | | | | | | | | | | | | | | | | | | | | | | | | | | | | | | | | | | | | | | | | | | | | | | | | | | | | | | | | | | | | | | | | | | | | | | | | | | | | | | | | | | | | | | | | | | | | | | | | | | | | | | | | | | | | | | | | | | | | | | | | | | | | | | | | | | | | | | | | | | | | | | | | | | | | | | | | | | | | | | | | | | | | | | | | | | | | | | | | | | | | | | | | | | | | | | | | | | | | | | | | | | | | | | | | | | | | | | | | | | | | | | | | | | | | | | | | | | | | | | | | | | | | | | | | | | | | | | | | | | | | | | | | | | | | | | | | | | | | | | | | | | | | | | | | | | | | | | | | | | | | | | | | | | | | | | | | | | | | | | | | | | | | | | | | | | | | | | | | | | | | | | | | | | | | | | | | | | | | | | | | | | | | | | | | | | | | | | | | | | | | | | | | | | | | | | | | | | | | | | | | | | | | | | | | | | | | | | | | | | | | | | | | | | | | | | | | | | | | | | | | | | | | | | | | | | | | | | | | | | | | | | | | | | | | | | | | | | | | | | | | | | | | | | | | | | | | | | | | | | | | | | | | | | | | | | | | | | | | | | | | | | | | | | | | | | | | | | | | | | | | | | | | | | | | | | | | | | | | | | | | | | | | | | | | | | | | | | | | | | | | | | | | | | | | | | | | | | | | | | | | | | | | | | | | | | | | | | | | | | | | | | | | | | | | | | | | | | | | | | | | | | | | | | | | | | | | | | | | | | | | | | | | | | | | | | | | | | | | | | | | | | | | | | | | | | | | | | | | | | | | | | | | | | | | | | | | | | | | | | | | | | | | | | | | | | | | | | | | | | | | | | | | | | | | | | | | | | | | | | | | | | | | | | | | | | | | | | | | | | | | | | | | | | | | | | | | | | | | | | | | | | | | | | | | | | | | | | | | | | | | | | | | | | | | | | | | | | | | | | | | | | | | | | | | | | | | | | | | | | | | | | | | | | | | | | | | | | | | | | | | | | | | | | | | | | | | | | | | | | | | | | | | | | | | | | | | | | | | | | | | | | | | | | | | | | | | | | | | | | | | | | | | | | | | | | | | | | | | | | | | | | | | |
|---|--|--|--|--|--|--|--|--|--|--|--|--|--|--|--|--|--|--|--|--|--|--|--|--|--|--|--|--|--|--|--|--|--|--|--|--|--|--|--|--|--|--|--|--|--|--|--|--|--|--|--|--|--|--|--|--|--|--|--|--|--|--|--|--|--|--|--|--|--|--|--|--|--|--|--|--|--|--|--|--|--|--|--|--|--|--|--|--|--|--|--|--|--|--|--|--|--|--|--|--|--|--|--|--|--|--|--|--|--|--|--|--|--|--|--|--|--|--|--|--|--|--|--|--|--|--|--|--|--|--|--|--|--|--|--|--|--|--|--|--|--|--|--|--|--|--|--|--|--|--|--|--|--|--|--|--|--|--|--|--|--|--|--|--|--|--|--|--|--|--|--|--|--|--|--|--|--|--|--|--|--|--|--|--|--|--|--|--|--|--|--|--|--|--|--|--|--|--|--|--|--|--|--|--|--|--|--|--|--|--|--|--|--|--|--|--|--|--|--|--|--|--|--|--|--|--|--|--|--|--|--|--|--|--|--|--|--|--|--|--|--|--|--|--|--|--|--|--|--|--|--|--|--|--|--|--|--|--|--|--|--|--|--|--|--|--|--|--|--|--|--|--|--|--|--|--|--|--|--|--|--|--|--|--|--|--|--|--|--|--|--|--|--|--|--|--|--|--|--|--|--|--|--|--|--|--|--|--|--|--|--|--|--|--|--|--|--|--|--|--|--|--|--|--|--|--|--|--|--|--|--|--|--|--|--|--|--|--|--|--|--|--|--|--|--|--|--|--|--|--|--|--|--|--|--|--|--|--|--|--|--|--|--|--|--|--|--|--|--|--|--|--|--|--|--|--|--|--|--|--|--|--|--|--|--|--|--|--|--|--|--|--|--|--|--|--|--|--|--|--|--|--|--|--|--|--|--|--|--|--|--|--|--|--|--|--|--|--|--|--|--|--|--|--|--|--|--|--|--|--|--|--|--|--|--|--|--|--|--|--|--|--|--|--|--|--|--|--|--|--|--|--|--|--|--|--|--|--|--|--|--|--|--|--|--|--|--|--|--|--|--|--|--|--|--|--|--|--|--|--|--|--|--|--|--|--|--|--|--|--|--|--|--|--|--|--|--|--|--|--|--|--|--|--|--|--|--|--|--|--|--|--|--|--|--|--|--|--|--|--|--|--|--|--|--|--|--|--|--|--|--|--|--|--|--|--|--|--|--|--|--|--|--|--|--|--|--|--|--|--|--|--|--|--|--|--|--|--|--|--|--|--|--|--|--|--|--|--|--|--|--|--|--|--|--|--|--|--|--|--|--|--|--|--|--|--|--|--|--|--|--|--|--|--|--|--|--|--|--|--|--|--|--|--|--|--|--|--|--|--|--|--|--|--|--|--|--|--|--|--|--|--|--|--|--|--|--|--|--|--|--|--|--|--|--|--|--|--|--|--|--|--|--|--|--|--|--|--|--|--|--|--|--|--|--|--|--|--|--|--|--|--|--|--|--|--|--|--|--|--|--|--|--|--|--|--|--|--|--|--|--|--|--|--|--|--|--|--|--|--|--|--|--|--|--|--|--|--|--|--|--|--|--|--|--|--|--|--|--|--|--|--|--|--|--|--|--|--|--|--|--|--|--|--|--|--|--|--|--|--|--|--|--|--|--|--|--|--|--|--|--|--|--|--|--|--|--|--|--|--|--|--|--|--|--|--|--|--|--|--|--|--|--|--|--|--|--|--|--|--|--|--|--|--|--|--|--|--|--|--|--|--|--|--|--|--|--|--|--|--|--|--|--|--|--|--|--|--|--|--|--|--|--|--|--|--|--|--|--|--|--|--|--|--|--|--|--|--|--|--|--|--|--|--|--|--|--|--|--|--|--|--|--|--|--|--|--|--|--|--|--|--|--|--|--|--|--|--|--|--|--|--|--|--|--|--|--|--|--|--|--|--|--|--|--|--|--|--|--|--|--|--|--|--|--|--|--|--|--|--|--|--|--|--|--|--|--|--|--|--|--|--|--|--|--|--|--|--|--|--|--|--|--|--|--|--|--|--|--|--|--|--|--|--|--|--|--|--|--|--|--|--|--|--|--|--|--|--|--|--|--|--|--|--|--|--|--|--|--|--|--|--|--|--|--|--|--|--|--|--|--|--|--|--|--|--|--|--|--|--|--|--|--|--|--|--|--|--|--|--|--|--|--|--|--|--|--|--|--|--|--|--|--|--|--|--|--|--|--|--|--|--|--|--|--|--|--|--|--|--|--|--|--|--|--|--|--|--|--|--|--|--|--|--|--|--|--|--|--|--|--|--|--|--|--|--|--|--|--|--|--|--|--|--|--|--|--|--|--|--|--|--|--|--|--|--|--|--|--|--|--|--|--|--|--|--|--|--|--|--|--|--|--|--|--|--|--|--|--|--|--|--|--|--|--|--|--|--|--|--|--|--|--|--|--|--|--|--|--|--|--|--|--|--|--|--|--|--|--|--|--|--|--|--|--|--|--|--|--|--|--|--|--|--|--|--|--|--|--|--|--|--|--|--|--|--|--|--|--|--|--|--|--|--|--|--|--|--|--|--|--|--|--|--|--|--|--|--|--|--|--|--|--|--|--|--|--|--|--|--|--|--|--|--|--|--|--|--|--|--|--|--|--|--|--|--|--|--|--|--|--|--|--|--|--|--|--|--|--|--|--|--|--|--|--|--|--|--|--|--|--|--|--|--|--|--|--|--|--|--|--|--|--|--|--|--|--|--|--|--|--|--|--|--|--|--|--|--|--|--|--|--|--|--|--|--|--|--|--|--|--|--|--|--|--|--|--|--|--|--|--|--|--|--|--|--|--|--|--|--|--|--|--|--|--|--|--|--|--|--|--|--|--|--|--|--|--|--|--|--|--|--|--|--|--|--|--|--|--|--|--|--|--|--|--|--|--|--|--|--|--|--|--|--|--|--|--|--|--|--|--|--|--|--|--|--|--|--|--|--|--|--|--|--|--|--|--|--|--|--|--|--|--|--|--|--|--|--|--|--|--|--|--|--|--|--|--|--|--|--|--|--|--|--|--|--|--|--|--|--|--|--|--|--|--|--|--|--|--|--|--|--|--|--|--|--|--|--|--|--|--|--|--|--|--|--|--|--|--|--|--|--|--|--|--|--|--|--|--|--|--|--|--|--|--|--|--|--|--|--|--|--|--|--|--|--|--|--|--|--|--|--|--|--|--|--|--|--|--|--|--|--|--|--|--|--|--|--|--|--|--|--|--|--|--|--|--|--|--|--|--|--|--|--|--|--|--|
|  | | | | | | | | | | | | | | | | | | | | | | | | | | | | | | | | | | | | | | | | | | | | | | | | | | | | | | | | | | | | | | | | | | | | | | | | | | | | | | | | | | | | | | | | | | | | | | | | | | | | | | | | | | | | | | | | | | | | | | | | | | | | | | | | | | | | | | | | | | | | | | | | | | | | | | | | | | | | | | | | | | | | | | | | | | | | | | | | | | | | | | | | | | | | | | | | | | | | | | | | | | | | | | | | | | | | | | | | | | | | | | | | | | | | | | | | | | | | | | | | | | | | | | | | | | | | | | | | | | | | | | | | | | | | | | | | | | | | | | | | | | | | | | | | | | | | | | | | | | | | | | | | | | | | | | | | | | | | | | | | | | | | | | | | | | | | | | | | | | | | | | | | | | | | | | | | | | | | | | | | | | | | | | | | | | | | | | | | | | | | | | | | | | | | | | | | | | | | | | | | | | | | | | | | | | | | | | | | | | | | | | | | | | | | | | | | | | | | | | | | | | | | | | | | | | | | | | | | | | | | | | | | | | | | | | | | | | | | | | | | | | | | | | | | | | | | | | | | | | | | | | | | | | | | | | | | | | | | | | | | | | | | | | | | | | | | | | | | | | | | | | | | | | | | | | | | | | | | | | | | | | | | | | | | | | | | | | | | | | | | | | | | | | | | | | | | | | | | | | | | | | | | | | | | | | | | | | | | | | | | | | | | | | | | | | | | | | | | | | | | | | | | | | | | | | | | | | | | | | | | | | | | | | | | | | | | | | | | | | | | | | | | | | | | | | | | | | | | | | | | | | | | | | | | | | | | | | | | | | | | | | | | | | | | | | | | | | | | | | | | | | | | | | | | | | | | | | | | | | | | | | | | | | | | | | | | | | | | | | | | | | | | | | | | | | | | | | | | | | | | | | | | | | | | | | | | | | | | | | | | | | | | | | | | | | | | | | | | | | | | | | | | | | | | | | | | | | | | | | | | | | | | | | | | | | | | | | | | | | | | | | | | | | | | | | | | | | | | | | | | | | | | | | | | | | | | | | | | | | | | | | | | | | | | | | | | | | | | | | | | | | | | | | | | | | | | | | | | | | | | | | | | | | | | | | | | | | | | | | | | | | | | | | | | | | | | | | | | | | | | | | | | | | | | | | | | | | | | | | | | | | | | | | | | | | | | | | | | | | | | | | | | | | | | | | | | | | | | | | | | | | | | | | | | | | | | | | | | | | | | | | | | | | | | | | | | | | | | | | | | | | | | | | | | | | | | | | | | | | | | | | | | | | | | | | | | | | | | | | | | | | | | | | | | | | | | | | | | | | | | | | | | | | | | | | | | | | | | | | | | | | | | | | | | | | | | | | | | | | | | | | | | | | | | | | | | | | | | | | | | | | | | | | | | | | | | | | | | | | | | | | | | | | | | | | | | | | | | | | | | | | | | | | | | | | | | | | | | | | | | | | | | | | | | | | | | | | | | | | | | | | | | | | | | | | | | | | | | | | | | | | | | | | | | | | | | | | | | | | | | | | | | | | | | | | | | | | | | | | | | | | | | | | | | | | | | | | | | | | | | | | | | | | | | | | | | | | | | | | | | | | | | | | | | | | | | | | | | | | | | | | | | | | | | | | | | | | | | | | | | | | | | | | | | | | | | | | | | | |
|---|--|--|--|--|--|--|--|--|--|--|--|--|--|--|--|--|--|--|--|--|--|--|--|--|--|--|--|--|--|--|--|--|--|--|--|--|--|--|--|--|--|--|--|--|--|--|--|--|--|--|--|--|--|--|--|--|--|--|--|--|--|--|--|--|--|--|--|--|--|--|--|--|--|--|--|--|--|--|--|--|--|--|--|--|--|--|--|--|--|--|--|--|--|--|--|--|--|--|--|--|--|--|--|--|--|--|--|--|--|--|--|--|--|--|--|--|--|--|--|--|--|--|--|--|--|--|--|--|--|--|--|--|--|--|--|--|--|--|--|--|--|--|--|--|--|--|--|--|--|--|--|--|--|--|--|--|--|--|--|--|--|--|--|--|--|--|--|--|--|--|--|--|--|--|--|--|--|--|--|--|--|--|--|--|--|--|--|--|--|--|--|--|--|--|--|--|--|--|--|--|--|--|--|--|--|--|--|--|--|--|--|--|--|--|--|--|--|--|--|--|--|--|--|--|--|--|--|--|--|--|--|--|--|--|--|--|--|--|--|--|--|--|--|--|--|--|--|--|--|--|--|--|--|--|--|--|--|--|--|--|--|--|--|--|--|--|--|--|--|--|--|--|--|--|--|--|--|--|--|--|--|--|--|--|--|--|--|--|--|--|--|--|--|--|--|--|--|--|--|--|--|--|--|--|--|--|--|--|--|--|--|--|--|--|--|--|--|--|--|--|--|--|--|--|--|--|--|--|--|--|--|--|--|--|--|--|--|--|--|--|--|--|--|--|--|--|--|--|--|--|--|--|--|--|--|--|--|--|--|--|--|--|--|--|--|--|--|--|--|--|--|--|--|--|--|--|--|--|--|--|--|--|--|--|--|--|--|--|--|--|--|--|--|--|--|--|--|--|--|--|--|--|--|--|--|--|--|--|--|--|--|--|--|--|--|--|--|--|--|--|--|--|--|--|--|--|--|--|--|--|--|--|--|--|--|--|--|--|--|--|--|--|--|--|--|--|--|--|--|--|--|--|--|--|--|--|--|--|--|--|--|--|--|--|--|--|--|--|--|--|--|--|--|--|--|--|--|--|--|--|--|--|--|--|--|--|--|--|--|--|--|--|--|--|--|--|--|--|--|--|--|--|--|--|--|--|--|--|--|--|--|--|--|--|--|--|--|--|--|--|--|--|--|--|--|--|--|--|--|--|--|--|--|--|--|--|--|--|--|--|--|--|--|--|--|--|--|--|--|--|--|--|--|--|--|--|--|--|--|--|--|--|--|--|--|--|--|--|--|--|--|--|--|--|--|--|--|--|--|--|--|--|--|--|--|--|--|--|--|--|--|--|--|--|--|--|--|--|--|--|--|--|--|--|--|--|--|--|--|--|--|--|--|--|--|--|--|--|--|--|--|--|--|--|--|--|--|--|--|--|--|--|--|--|--|--|--|--|--|--|--|--|--|--|--|--|--|--|--|--|--|--|--|--|--|--|--|--|--|--|--|--|--|--|--|--|--|--|--|--|--|--|--|--|--|--|--|--|--|--|--|--|--|--|--|--|--|--|--|--|--|--|--|--|--|--|--|--|--|--|--|--|--|--|--|--|--|--|--|--|--|--|--|--|--|--|--|--|--|--|--|--|--|--|--|--|--|--|--|--|--|--|--|--|--|--|--|--|--|--|--|--|--|--|--|--|--|--|--|--|--|--|--|--|--|--|--|--|--|--|--|--|--|--|--|--|--|--|--|--|--|--|--|--|--|--|--|--|--|--|--|--|--|--|--|--|--|--|--|--|--|--|--|--|--|--|--|--|--|--|--|--|--|--|--|--|--|--|--|--|--|--|--|--|--|--|--|--|--|--|--|--|--|--|--|--|--|--|--|--|--|--|--|--|--|--|--|--|--|--|--|--|--|--|--|--|--|--|--|--|--|--|--|--|--|--|--|--|--|--|--|--|--|--|--|--|--|--|--|--|--|--|--|--|--|--|--|--|--|--|--|--|--|--|--|--|--|--|--|--|--|--|--|--|--|--|--|--|--|--|--|--|--|--|--|--|--|--|--|--|--|--|--|--|--|--|--|--|--|--|--|--|--|--|--|--|--|--|--|--|--|--|--|--|--|--|--|--|--|--|--|--|--|--|--|--|--|--|--|--|--|--|--|--|--|--|--|--|--|--|--|--|--|--|--|--|--|--|--|--|--|--|--|--|--|--|--|--|--|--|--|--|--|--|--|--|--|--|--|--|--|--|--|--|--|--|--|--|--|--|--|--|--|--|--|--|--|--|--|--|--|--|--|--|--|--|--|--|--|--|--|--|--|--|--|--|--|--|--|--|--|--|--|--|--|--|--|--|--|--|--|--|--|--|--|--|--|--|--|--|--|--|--|--|--|--|--|--|--|--|--|--|--|--|--|--|--|--|--|--|--|--|--|--|--|--|--|--|--|--|--|--|--|--|--|--|--|--|--|--|--|--|--|--|--|--|--|--|--|--|--|--|--|--|--|--|--|--|--|--|--|--|--|--|--|--|--|--|--|--|--|--|--|--|--|--|--|--|--|--|--|--|--|--|--|--|--|--|--|--|--|--|--|--|--|--|--|--|--|--|--|--|--|--|--|--|--|--|--|--|--|--|--|--|--|--|--|--|--|--|--|--|--|--|--|--|--|--|--|--|--|--|--|--|--|--|--|--|--|--|--|--|--|--|--|--|--|--|--|--|--|--|--|--|--|--|--|--|--|--|--|--|--|--|--|--|--|--|--|--|--|--|--|--|--|--|--|--|--|--|--|--|--|--|--|--|--|--|--|--|--|--|--|--|--|--|--|--|--|--|--|--|--|--|--|--|--|--|--|--|--|--|--|--|--|--|--|--|--|--|--|--|--|--|--|--|--|--|--|--|--|--|--|--|--|--|--|--|--|--|--|--|--|--|--|--|--|--|--|--|--|--|--|--|--|--|--|--|--|--|--|--|--|--|--|--|--|--|--|--|--|--|--|--|--|--|--|--|--|--|--|--|--|--|--|--|--|--|--|--|--|--|--|--|--|--|--|--|--|--|--|--|--|--|--|--|--|--|--|--|--|--|--|--|--|--|--|--|--|--|--|--|--|--|--|--|--|--|--|--|--|--|--|--|--|--|--|--|--|--|--|--|--|--|--|--|--|--|--|--|--|--|--|--|--|--|--|--|--|--|--|--|--|--|--|--|--|--|--|--|--|--|--|--|--|--|--|--|--|--|--|--|--|--|--|--|--|--|--|--|--|--|--|--|--|--|--|--|--|--|--|--|--|--|--|--|--|

Signed as a free agent on July 1, 2016; Claimed off waivers by Ottawa on November 22, 2017; Claimed off waivers from Ottawa on February 21, 2018

| | | | | | | |
|---|------------------|------------|----------|-----------|------------|--|
|  | | | | | | |
| GORDIE DWYER | LEFT WING | #34 | | | | |
| YEAR | GP | G | A | TP | PIM | |
| 1999-00 | 24 | 0 | 1 | 1 | 135 | |
| 2000-01 | 28 | 0 | 1 | 1 | 96 | |
| 2001-02 | 26 | 0 | 2 | 2 | 60 | |
| TOTALS | 78 | 0 | 4 | 4 | 291 | |

Acquired from Montreal for D Mike McBain on November 26, 1999; Traded to NY Rangers for LW Boyd Kane on October 10, 2002

| | | | | | | | | | | | | | | | | | | | | | | | | | | | | | | | | | | | | | | | | | | | | | | | | | | | | | | | | | | | | | | | | | | | | | | | | | | | | | | | | | | | | | | | | | | | | | | | | | | | | | | | | | | | | | | | | | | | | | | | | | | | | | | | | | | | | | | | | | | | | | | | | | | | | | | | | | | | | | | | | | | | | | | | | | | | | | | | | | | | | | | | | | | | | | | | | | | | | | | | | | | | | | | | | | | | | | | | | | | | | | | | | | | | | | | | | | | | | | | | | | | | | | | | | | | | | | | | | | | | | | | | | | | | | | | | | | | | | | | | | | | | | | | | | | | | | | | | | | | | | | | | | | | | | | | | | | | | | | | | | | | | | | | | | | | | | | | | | | | | | | | | | | | | | | | | | | | | | | | | | | | | | | | | | | | | | | | | | | | | | | | | | | | | | | | | | | | | | | | | | | | | | | | | | | | | | | | | | | | | | | | | | | | | | | | | | | | | | | | | | | | | | | | | | | | | | | | | | | | | | | | | | | | | | | | | | | | | | | | | | | | | | | | | | | | | | | | | | | | | | | | | | | | | | | | | | | | | | | | | | | | | | | | | | | | | | | | | | | | | | | | | | | | | | | | | | | | | | | | | | | | | | | | | | | | | | | | | | | | | | | | | | | | | | | | | | | | | | | | | | | | | | | | | | | | | | | | | | | | | | | | | | | | | | | | | | | | | | | | | | | | | | | | | | | | | | | | | | | | | | | | | | | | | | | | | | | | | | | | | | | | | | | | | | | | | | | | | | | | | | | | | | | | | | | | | | | | | | | | | | | | | | | | | | | | | | | | | | | | | | | | | | | | | | | | | | | | | | | | | | | | | | | | | | | | | | | | | | | | | | | | | | | | | | | | | | | | | | | | | | | | | | | | | | | | | | | | | | | | | | | | | | | | | | | | | | | | | | | | | | | | | | | | | | | | | | | | | | | | | | | | | | | | | | | | | | | | | | | | | | | | | | | | | | | | | | | | | | | | | | | | | | | | | | | | | | | | | | | | | | | | | | | | | | | | | | | | | | | | | | | | | | | | | | | | | | | | | | | | | | | | | | | | | | | | | | | | | | | | | | | | | | | | | | | | | | | | | | | | | | | | | | | | | | | | | | | | | | | | | | | | | | | | | | | | | | | | | | | | | | | | | | | | | | | | | | | | | | | | | | | | | | | | | | | | | | | | | | | | | | | | | | | | | | | | | | | | | | | | | | | | | | | | | | | | | | | | | | | | | | | | | | | | | | | | | | | | | | | | | | | | | | | | | | | | | | | | | | | | | | | | | | | | | | | | | | | | | | | | | | | | | | | | | | | | | | | | | | | | | | | | | | | | | | | | | | | | | | | | | | | | | | | | | | | | | | | | | | | | | | | | | | | | | | | | | | | | | | | | | | | | | | | | | | | | | | | | | | | | | | | | | | | | | | | | | | | | | | | | | | | | | | | | | | | | | | | | | | | | | | | | | | | | | | | | | | | | | | | | | | | | | | | | | | | | | | | | | | | | | | | | | | | | | | | | | | | | | | | | | | | | | | | | | | | | | | | | | | | | | | | | | | | | | | | | | | | | | | | | | | | | | | | | | | | | | | | | | | | | | | | | | | | | | | | | | | | |
|---|--|--|--|--|--|--|--|--|--|--|--|--|--|--|--|--|--|--|--|--|--|--|--|--|--|--|--|--|--|--|--|--|--|--|--|--|--|--|--|--|--|--|--|--|--|--|--|--|--|--|--|--|--|--|--|--|--|--|--|--|--|--|--|--|--|--|--|--|--|--|--|--|--|--|--|--|--|--|--|--|--|--|--|--|--|--|--|--|--|--|--|--|--|--|--|--|--|--|--|--|--|--|--|--|--|--|--|--|--|--|--|--|--|--|--|--|--|--|--|--|--|--|--|--|--|--|--|--|--|--|--|--|--|--|--|--|--|--|--|--|--|--|--|--|--|--|--|--|--|--|--|--|--|--|--|--|--|--|--|--|--|--|--|--|--|--|--|--|--|--|--|--|--|--|--|--|--|--|--|--|--|--|--|--|--|--|--|--|--|--|--|--|--|--|--|--|--|--|--|--|--|--|--|--|--|--|--|--|--|--|--|--|--|--|--|--|--|--|--|--|--|--|--|--|--|--|--|--|--|--|--|--|--|--|--|--|--|--|--|--|--|--|--|--|--|--|--|--|--|--|--|--|--|--|--|--|--|--|--|--|--|--|--|--|--|--|--|--|--|--|--|--|--|--|--|--|--|--|--|--|--|--|--|--|--|--|--|--|--|--|--|--|--|--|--|--|--|--|--|--|--|--|--|--|--|--|--|--|--|--|--|--|--|--|--|--|--|--|--|--|--|--|--|--|--|--|--|--|--|--|--|--|--|--|--|--|--|--|--|--|--|--|--|--|--|--|--|--|--|--|--|--|--|--|--|--|--|--|--|--|--|--|--|--|--|--|--|--|--|--|--|--|--|--|--|--|--|--|--|--|--|--|--|--|--|--|--|--|--|--|--|--|--|--|--|--|--|--|--|--|--|--|--|--|--|--|--|--|--|--|--|--|--|--|--|--|--|--|--|--|--|--|--|--|--|--|--|--|--|--|--|--|--|--|--|--|--|--|--|--|--|--|--|--|--|--|--|--|--|--|--|--|--|--|--|--|--|--|--|--|--|--|--|--|--|--|--|--|--|--|--|--|--|--|--|--|--|--|--|--|--|--|--|--|--|--|--|--|--|--|--|--|--|--|--|--|--|--|--|--|--|--|--|--|--|--|--|--|--|--|--|--|--|--|--|--|--|--|--|--|--|--|--|--|--|--|--|--|--|--|--|--|--|--|--|--|--|--|--|--|--|--|--|--|--|--|--|--|--|--|--|--|--|--|--|--|--|--|--|--|--|--|--|--|--|--|--|--|--|--|--|--|--|--|--|--|--|--|--|--|--|--|--|--|--|--|--|--|--|--|--|--|--|--|--|--|--|--|--|--|--|--|--|--|--|--|--|--|--|--|--|--|--|--|--|--|--|--|--|--|--|--|--|--|--|--|--|--|--|--|--|--|--|--|--|--|--|--|--|--|--|--|--|--|--|--|--|--|--|--|--|--|--|--|--|--|--|--|--|--|--|--|--|--|--|--|--|--|--|--|--|--|--|--|--|--|--|--|--|--|--|--|--|--|--|--|--|--|--|--|--|--|--|--|--|--|--|--|--|--|--|--|--|--|--|--|--|--|--|--|--|--|--|--|--|--|--|--|--|--|--|--|--|--|--|--|--|--|--|--|--|--|--|--|--|--|--|--|--|--|--|--|--|--|--|--|--|--|--|--|--|--|--|--|--|--|--|--|--|--|--|--|--|--|--|--|--|--|--|--|--|--|--|--|--|--|--|--|--|--|--|--|--|--|--|--|--|--|--|--|--|--|--|--|--|--|--|--|--|--|--|--|--|--|--|--|--|--|--|--|--|--|--|--|--|--|--|--|--|--|--|--|--|--|--|--|--|--|--|--|--|--|--|--|--|--|--|--|--|--|--|--|--|--|--|--|--|--|--|--|--|--|--|--|--|--|--|--|--|--|--|--|--|--|--|--|--|--|--|--|--|--|--|--|--|--|--|--|--|--|--|--|--|--|--|--|--|--|--|--|--|--|--|--|--|--|--|--|--|--|--|--|--|--|--|--|--|--|--|--|--|--|--|--|--|--|--|--|--|--|--|--|--|--|--|--|--|--|--|--|--|--|--|--|--|--|--|--|--|--|--|--|--|--|--|--|--|--|--|--|--|--|--|--|--|--|--|--|--|--|--|--|--|--|--|--|--|--|--|--|--|--|--|--|--|--|--|--|--|--|--|--|--|--|--|--|--|--|--|--|--|--|--|--|--|--|--|--|--|--|--|--|--|--|--|--|--|--|--|--|--|--|--|--|--|--|--|--|--|--|--|--|--|--|--|--|--|--|--|--|--|--|--|--|--|--|--|--|--|--|--|--|--|--|--|--|--|--|--|--|--|--|--|--|--|--|--|--|--|--|--|--|--|--|--|--|--|--|--|--|--|--|--|--|--|--|--|--|--|--|--|--|--|--|--|--|--|--|--|--|--|--|--|--|--|--|--|--|--|--|--|--|--|--|--|--|--|--|--|--|--|--|--|--|--|--|--|--|--|--|--|--|--|--|--|--|--|--|--|--|--|--|--|--|--|--|--|--|--|--|--|--|--|--|--|--|--|--|--|--|--|--|--|--|--|--|--|--|--|--|--|--|--|--|--|--|--|--|--|--|--|--|--|--|--|--|--|--|--|--|--|--|--|--|--|--|--|--|--|--|--|--|--|--|--|--|--|--|--|--|--|--|--|--|--|--|--|--|--|--|--|--|--|--|--|--|--|--|--|--|--|--|--|--|--|--|--|--|--|--|--|--|--|--|--|--|--|--|--|--|--|--|--|--|--|--|--|--|--|--|--|--|--|--|--|--|--|--|--|--|--|--|--|--|--|--|--|--|--|--|--|--|--|--|--|--|--|--|--|--|--|--|--|--|--|--|--|--|--|--|--|--|--|--|--|--|--|--|--|--|--|--|--|--|--|--|--|--|--|--|--|--|--|--|--|--|--|--|--|--|--|--|--|--|--|--|--|--|--|--|--|--|--|--|--|--|--|--|--|--|--|--|--|--|--|--|--|--|--|--|--|--|--|--|--|--|--|--|--|--|--|--|--|--|--|--|--|--|--|--|--|--|--|--|--|--|--|--|--|--|--|--|--|--|--|--|--|--|--|--|--|--|--|--|--|--|--|--|--|--|--|--|--|--|--|--|--|--|--|--|--|--|--|--|--|--|--|--|--|--|--|--|--|--|--|--|--|--|--|--|--|--|--|--|--|--|--|--|--|--|--|--|--|--|--|--|--|--|--|--|--|--|--|
|  | | | | | | | | | | | | | | | | | | | | | | | | | | | | | | | | | | | | | | | | | | | | | | | | | | | | | | | | | | | | | | | | | | | | | | | | | | | | | | | | | | | | | | | | | | | | | | | | | | | | | | | | | | | | | | | | | | | | | | | | | | | | | | | | | | | | | | | | | | | | | | | | | | | | | | | | | | | | | | | | | | | | | | | | | | | | | | | | | | | | | | | | | | | | | | | | | | | | | | | | | | | | | | | | | | | | | | | | | | | | | | | | | | | | | | | | | | | | | | | | | | | | | | | | | | | | | | | | | | | | | | | | | | | | | | | | | | | | | | | | | | | | | | | | | | | | | | | | | | | | | | | | | | | | | | | | | | | | | | | | | | | | | | | | | | | | | | | | | | | | | | | | | | | | | | | | | | | | | | | | | | | | | | | | | | | | | | | | | | | | | | | | | | | | | | | | | | | | | | | | | | | | | | | | | | | | | | | | | | | | | | | | | | | | | | | | | | | | | | | | | | | | | | | | | | | | | | | | | | | | | | | | | | | | | | | | | | | | | | | | | | | | | | | | | | | | | | | | | | | | | | | | | | | | | | | | | | | | | | | | | | | | | | | | | | | | | | | | | | | | | | | | | | | | | | | | | | | | | | | | | | | | | | | | | | | | | | | | | | | | | | | | | | | | | | | | | | | | | | | | | | | | | | | | | | | | | | | | | | | | | | | | | | | | | | | | | | | | | | | | | | | | | | | | | | | | | | | | | | | | | | | | | | | | | | | | | | | | | | | | | | | | | | | | | | | | | | | | | | | | | | | | | | | | | | | | | | | | | | | | | | | | | | | | | | | | | | | | | | | | | | | | | | | | | | | | | | | | | | | | | | | | | | | | | | | | | | | | | | | | | | | | | | | | | | | | | | | | | | | | | | | | | | | | | | | | | | | | | | | | | | | | | | | | | | | | | | | | | | | | | | | | | | | | | | | | | | | | | | | | | | | | | | | | | | | | | | | | | | | | | | | | | | | | | | | | | | | | | | | | | | | | | | | | | | | | | | | | | | | | | | | | | | | | | | | | | | | | | | | | | | | | | | | | | | | | | | | | | | | | | | | | | | | | | | | | | | | | | | | | | | | | | | | | | | | | | | | | | | | | | | | | | | | | | | | | | | | | | | | | | | | | | | | | | | | | | | | | | | | | | | | | | | | | | | | | | | | | | | | | | | | | | | | | | | | | | | | | | | | | | | | | | | | | | | | | | | | | | | | | | | | | | | | | | | | | | | | | | | | | | | | | | | | | | | | | | | | | | | | | | | | | | | | | | | | | | | | | | | | | | | | | | | | | | | | | | | | | | | | | | | | | | | | | | | | | | | | | | | | | | | | | | | | | | | | | | | | | | | | | | | | | | | | | | | | | | | | | | | | | | | | | | | | | | | | | | | | | | | | | | | | | | | | | | | | | | | | | | | | | | | | | | | | | | | | | | | | | | | | | | | | | | | | | | | | | | | | | | | | | | | | | | | | | | | | | | | | | | | | | | | | | | | | | | | | | | | | | | | | | | | | | | | | | | | | | | | | | | | | | | | | | | | | | | | | | | | | | | | | | | | | | | | | | | | | | | | | | | | | | | | | | | | | | | | | | | | | | | | | | | | | | | | | | | | | | | |
|---|--|--|--|--|--|--|--|--|--|--|--|--|--|--|--|--|--|--|--|--|--|--|--|--|--|--|--|--|--|--|--|--|--|--|--|--|--|--|--|--|--|--|--|--|--|--|--|--|--|--|--|--|--|--|--|--|--|--|--|--|--|--|--|--|--|--|--|--|--|--|--|--|--|--|--|--|--|--|--|--|--|--|--|--|--|--|--|--|--|--|--|--|--|--|--|--|--|--|--|--|--|--|--|--|--|--|--|--|--|--|--|--|--|--|--|--|--|--|--|--|--|--|--|--|--|--|--|--|--|--|--|--|--|--|--|--|--|--|--|--|--|--|--|--|--|--|--|--|--|--|--|--|--|--|--|--|--|--|--|--|--|--|--|--|--|--|--|--|--|--|--|--|--|--|--|--|--|--|--|--|--|--|--|--|--|--|--|--|--|--|--|--|--|--|--|--|--|--|--|--|--|--|--|--|--|--|--|--|--|--|--|--|--|--|--|--|--|--|--|--|--|--|--|--|--|--|--|--|--|--|--|--|--|--|--|--|--|--|--|--|--|--|--|--|--|--|--|--|--|--|--|--|--|--|--|--|--|--|--|--|--|--|--|--|--|--|--|--|--|--|--|--|--|--|--|--|--|--|--|--|--|--|--|--|--|--|--|--|--|--|--|--|--|--|--|--|--|--|--|--|--|--|--|--|--|--|--|--|--|--|--|--|--|--|--|--|--|--|--|--|--|--|--|--|--|--|--|--|--|--|--|--|--|--|--|--|--|--|--|--|--|--|--|--|--|--|--|--|--|--|--|--|--|--|--|--|--|--|--|--|--|--|--|--|--|--|--|--|--|--|--|--|--|--|--|--|--|--|--|--|--|--|--|--|--|--|--|--|--|--|--|--|--|--|--|--|--|--|--|--|--|--|--|--|--|--|--|--|--|--|--|--|--|--|--|--|--|--|--|--|--|--|--|--|--|--|--|--|--|--|--|--|--|--|--|--|--|--|--|--|--|--|--|--|--|--|--|--|--|--|--|--|--|--|--|--|--|--|--|--|--|--|--|--|--|--|--|--|--|--|--|--|--|--|--|--|--|--|--|--|--|--|--|--|--|--|--|--|--|--|--|--|--|--|--|--|--|--|--|--|--|--|--|--|--|--|--|--|--|--|--|--|--|--|--|--|--|--|--|--|--|--|--|--|--|--|--|--|--|--|--|--|--|--|--|--|--|--|--|--|--|--|--|--|--|--|--|--|--|--|--|--|--|--|--|--|--|--|--|--|--|--|--|--|--|--|--|--|--|--|--|--|--|--|--|--|--|--|--|--|--|--|--|--|--|--|--|--|--|--|--|--|--|--|--|--|--|--|--|--|--|--|--|--|--|--|--|--|--|--|--|--|--|--|--|--|--|--|--|--|--|--|--|--|--|--|--|--|--|--|--|--|--|--|--|--|--|--|--|--|--|--|--|--|--|--|--|--|--|--|--|--|--|--|--|--|--|--|--|--|--|--|--|--|--|--|--|--|--|--|--|--|--|--|--|--|--|--|--|--|--|--|--|--|--|--|--|--|--|--|--|--|--|--|--|--|--|--|--|--|--|--|--|--|--|--|--|--|--|--|--|--|--|--|--|--|--|--|--|--|--|--|--|--|--|--|--|--|--|--|--|--|--|--|--|--|--|--|--|--|--|--|--|--|--|--|--|--|--|--|--|--|--|--|--|--|--|--|--|--|--|--|--|--|--|--|--|--|--|--|--|--|--|--|--|--|--|--|--|--|--|--|--|--|--|--|--|--|--|--|--|--|--|--|--|--|--|--|--|--|--|--|--|--|--|--|--|--|--|--|--|--|--|--|--|--|--|--|--|--|--|--|--|--|--|--|--|--|--|--|--|--|--|--|--|--|--|--|--|--|--|--|--|--|--|--|--|--|--|--|--|--|--|--|--|--|--|--|--|--|--|--|--|--|--|--|--|--|--|--|--|--|--|--|--|--|--|--|--|--|--|--|--|--|--|--|--|--|--|--|--|--|--|--|--|--|--|--|--|--|--|--|--|--|--|--|--|--|--|--|--|--|--|--|--|--|--|--|--|--|--|--|--|--|--|--|--|--|--|--|--|--|--|--|--|--|--|--|--|--|--|--|--|--|--|--|--|--|--|--|--|--|--|--|--|--|--|--|--|--|--|--|--|--|--|--|--|--|--|--|--|--|--|--|--|--|--|--|--|--|--|--|--|--|--|--|--|--|--|--|--|--|--|--|--|--|--|--|--|--|--|--|--|--|--|--|--|--|--|--|--|--|--|--|--|--|--|--|--|--|--|--|--|--|--|--|--|--|--|--|--|--|--|--|--|--|--|--|--|--|--|--|--|--|--|--|--|--|--|--|--|--|--|--|--|--|--|--|--|--|--|--|--|--|--|--|--|--|--|--|--|--|--|--|--|--|--|--|--|--|--|--|--|--|--|--|--|--|--|--|--|--|--|--|--|--|--|--|--|--|--|--|--|--|--|--|--|--|--|--|--|--|--|--|--|--|--|--|--|--|--|--|--|--|--|--|--|--|--|--|--|--|--|--|--|--|--|--|--|--|--|--|--|--|--|--|--|--|--|--|--|--|--|--|--|--|--|--|--|--|--|--|--|--|--|--|--|--|--|--|--|--|--|--|--|--|--|--|--|--|--|--|--|--|--|--|--|--|--|--|--|--|--|--|--|--|--|--|--|--|--|--|--|--|--|--|--|--|--|--|--|--|--|--|--|--|--|--|--|--|--|--|--|--|--|--|--|--|--|--|--|--|--|--|--|--|--|--|--|--|--|--|--|--|--|--|--|--|--|--|--|--|--|--|--|--|--|--|--|--|--|--|--|--|--|--|--|--|--|--|--|--|--|--|--|--|--|--|--|--|--|--|--|--|--|--|--|--|--|--|--|--|--|--|--|--|--|--|--|--|--|--|--|--|--|--|--|--|--|--|--|--|--|--|--|--|--|--|--|--|--|--|--|--|--|--|--|--|--|--|--|--|--|--|--|--|--|--|--|--|--|--|--|--|--|--|--|--|--|--|--|--|--|--|--|--|--|--|--|--|--|--|--|--|--|--|--|--|--|--|--|--|--|--|--|--|--|--|--|--|--|--|--|--|--|--|--|--|--|--|--|--|--|--|--|--|--|--|--|--|--|--|--|--|--|--|--|--|--|--|--|--|--|--|--|--|--|--|--|--|--|--|--|--|--|--|--|--|--|--|--|--|--|--|--|--|--|--|--|--|--|--|--|--|--|--|--|--|--|--|--|--|--|

Acquired from Philadelphia, with two 2002 second-round draft picks (traded to Dallas and San Jose), from Philadelphia for a 2002 first-round draft pick on June 21, 2002; Became a free agent on July 1, 2007

| | | | | | |
|---|-------------|---------|-----|----|-----|
|  | STEVEN FINN | DEFENSE | #28 | | |
| YEAR | GP | G | A | TP | PIM |
| 1995-96 | 16 | 0 | 0 | 0 | 24 |

Acquired from Colorado for a 1997 fourth-round draft pick on October 5, 1995; Traded to Los Angeles for D Michel Petit on November 13, 1995

| | | | | | | |
|---|---------------|-----------|----------|----------|----------|-----------|
|  | COLIN FORBES | LEFT WING | #27 | | | |
| | YEAR | GP | G | A | TP | PIM |
| | 1998-99 | 14 | 3 | 1 | 4 | 10 |
| | 1999-00 | 8 | 0 | 0 | 0 | 18 |
| | TOTALS | 22 | 3 | 1 | 4 | 28 |

Acquired from Philadelphia, with a 1999 fifth-round draft pick (G Michal Janicek), for RW Mikael Andersson and RW Sandy McCarthy on March 20, 1999; Traded to Ottawa for C Bruce Gardiner on November 11, 1999

| | | | | | |
|---|----------------------|----------------|-----------|-----------|------------|
|  | KURTIS FOSTER | DEFENSE | #6 | | |
| YEAR | GP | G | A | TP | PIM |
| 2009-10 | 71 | 8 | 34 | 42 | 48 |

Signed as a free agent on July 8, 2009; Became a free agent on July 1, 2010

| | | | | | |
|---|-----------------------|------------------|----------------|-----------|------------|
|  | KYLE FREADRICH | LEFT WING | #43, 24 | | |
| YEAR | GP | G | A | TP | PIM |
| 1999-00 | 10 | 0 | 0 | 0 | 39 |
| 2000-01 | 13 | 0 | 1 | 1 | 36 |
| TOTALS | 23 | 0 | 1 | 1 | 75 |

Signed as a free agent on July 16, 1999; Traded to NY Rangers, with RW Nils Ekman, for C Tim Taylor on June 30, 2001

| | | | | | |
|---|--------------|--------|-----|----|-----|
|  | BYRON FROESE | CENTER | #78 | | |
| YEAR | GP | G | A | TP | PIM |
| 2016-17 | 4 | 0 | 0 | 0 | 0 |

Acquired from Toronto, with a 2017 conditional second-round draft pick (F Alexander Volkov), for F Brian Boyle; Became a free agent on July 1, 2017

| | | | | | | | | | | | | | | | | | | | | | | | | | | | | | | | | | | | | | | | | | | | | | | | | | | | | | | | | | | | | | | | | | | | | | | | | | | | | | | | | | | | | | | | | | | | | | | | | | | | | | | | | | | | | | | | | | | | | | | | | | | | | | | | | | | | | | | | | | | | | | | | | | | | | | | | | | | | | | | | | | | | | | | | | | | | | | | | | | | | | | | | | | | | | | | | | | | | | | | | | | | | | | | | | | | | | | | | | | | | | | | | | | | | | | | | | | | | | | | | | | | | | | | | | | | | | | | | | | | | | | | | | | | | | | | | | | | | | | | | | | | | | | | | | | | | | | | | | | | | | | | | | | | | | | | | | | | | | | | | | | | | | | | | | | | | | | | | | | | | | | | | | | | | | | | | | | | | | | | | | | | | | | | | | | | | | | | | | | | | | | | | | | | | | | | | | | | | | | | | | | | | | | | | | | | | | | | | | | | | | | | | | | | | | | | | | | | | | | | | | | | | | | | | | | | | | | | | | | | | | | | | | | | | | | | | | | | | | | | | | | | | | | | | | | | | | | | | | | | | | | | | | | | | | | | | | | | | | | | | | | | | | | | | | | | | | | | | | | | | | | | | | | | | | | | | | | | | | | | | | | | | | | | | | | | | | | | | | | | | | | | | | | | | | | | | | | | | | | | | | | | | | | | | | | | | | | | | | | | | | | | | | | | | | | | | | | | | | | | | | | | | | | | | | | | | | | | | | | | | | | | | | | | | | | | | | | | | | | | | | | | | | | | | | | | | | | | | | | | | | | | | | | | | | | | | | | | | | | | | | | | | | | | | | | | | | | | | | | | | | | | | | | | | | | | | | | | | | | | | | | | | | | | | | | | | | | | | | | | | | | | | | | | | | | | | | | | | | | | | | | | | | | | | | | | | | | | | | | | | | | | | | | | | | | | | | | | | | | | | | | | | | | | | | | | | | | | | | | | | | | | | | | | | | | | | | | | | | | | | | | | | | | | | | | | | | | | | | | | | | | | | | | | | | | | | | | | | | | | | | | | | | | | | | | | | | | | | | | | | | | | | | | | | | | | | | | | | | | | | | | | | | | | | | | | | | | | | | | | | | | | | | | | | | | | | | | | | | | | | | | | | | | | | | | | | | | | | | | | | | | | | | | | | | | | | | | | | | | | | | | | | | | | | | | | | | | | | | | | | | | | | | | | | | | | | | | | | | | | | | | | | | | | | | | | | | | | | | | | | | | | | | | | | | | | | | | | | | | | | | | | | | | | | | | | | | | | | | | | | | | | | | | | | | | | | | | | | | | | | | | | | | | | | | | | | | | | | | | | | | | | | | | | | | | | | | | | | | | | | | | | | | | | | | | | | | | | | | | | | | | | | | | | | | | | | | | | | | | | | | | | | | | | | | | | | | | | | | | | | | | | | | | | | | | | | | | | | | | | | | | | | | | | | | | | | | | | | | | | | | | | | | | | | | | | | | | | | | | | | | | | | | | | | | | | | | | | | | | | | | | | | | | | | | | | | | | | | | | | | | | | | | | | | | | | | | | | | | | | | | | | | | | | | | | | | | | | | | | | | | | | | | | | | | | | | | | | | | | | | | | | | | | | | | | | | | | | | | | | | | | | | | | | | | | | | | | | | | |
|---|--|--|--|--|--|--|--|--|--|--|--|--|--|--|--|--|--|--|--|--|--|--|--|--|--|--|--|--|--|--|--|--|--|--|--|--|--|--|--|--|--|--|--|--|--|--|--|--|--|--|--|--|--|--|--|--|--|--|--|--|--|--|--|--|--|--|--|--|--|--|--|--|--|--|--|--|--|--|--|--|--|--|--|--|--|--|--|--|--|--|--|--|--|--|--|--|--|--|--|--|--|--|--|--|--|--|--|--|--|--|--|--|--|--|--|--|--|--|--|--|--|--|--|--|--|--|--|--|--|--|--|--|--|--|--|--|--|--|--|--|--|--|--|--|--|--|--|--|--|--|--|--|--|--|--|--|--|--|--|--|--|--|--|--|--|--|--|--|--|--|--|--|--|--|--|--|--|--|--|--|--|--|--|--|--|--|--|--|--|--|--|--|--|--|--|--|--|--|--|--|--|--|--|--|--|--|--|--|--|--|--|--|--|--|--|--|--|--|--|--|--|--|--|--|--|--|--|--|--|--|--|--|--|--|--|--|--|--|--|--|--|--|--|--|--|--|--|--|--|--|--|--|--|--|--|--|--|--|--|--|--|--|--|--|--|--|--|--|--|--|--|--|--|--|--|--|--|--|--|--|--|--|--|--|--|--|--|--|--|--|--|--|--|--|--|--|--|--|--|--|--|--|--|--|--|--|--|--|--|--|--|--|--|--|--|--|--|--|--|--|--|--|--|--|--|--|--|--|--|--|--|--|--|--|--|--|--|--|--|--|--|--|--|--|--|--|--|--|--|--|--|--|--|--|--|--|--|--|--|--|--|--|--|--|--|--|--|--|--|--|--|--|--|--|--|--|--|--|--|--|--|--|--|--|--|--|--|--|--|--|--|--|--|--|--|--|--|--|--|--|--|--|--|--|--|--|--|--|--|--|--|--|--|--|--|--|--|--|--|--|--|--|--|--|--|--|--|--|--|--|--|--|--|--|--|--|--|--|--|--|--|--|--|--|--|--|--|--|--|--|--|--|--|--|--|--|--|--|--|--|--|--|--|--|--|--|--|--|--|--|--|--|--|--|--|--|--|--|--|--|--|--|--|--|--|--|--|--|--|--|--|--|--|--|--|--|--|--|--|--|--|--|--|--|--|--|--|--|--|--|--|--|--|--|--|--|--|--|--|--|--|--|--|--|--|--|--|--|--|--|--|--|--|--|--|--|--|--|--|--|--|--|--|--|--|--|--|--|--|--|--|--|--|--|--|--|--|--|--|--|--|--|--|--|--|--|--|--|--|--|--|--|--|--|--|--|--|--|--|--|--|--|--|--|--|--|--|--|--|--|--|--|--|--|--|--|--|--|--|--|--|--|--|--|--|--|--|--|--|--|--|--|--|--|--|--|--|--|--|--|--|--|--|--|--|--|--|--|--|--|--|--|--|--|--|--|--|--|--|--|--|--|--|--|--|--|--|--|--|--|--|--|--|--|--|--|--|--|--|--|--|--|--|--|--|--|--|--|--|--|--|--|--|--|--|--|--|--|--|--|--|--|--|--|--|--|--|--|--|--|--|--|--|--|--|--|--|--|--|--|--|--|--|--|--|--|--|--|--|--|--|--|--|--|--|--|--|--|--|--|--|--|--|--|--|--|--|--|--|--|--|--|--|--|--|--|--|--|--|--|--|--|--|--|--|--|--|--|--|--|--|--|--|--|--|--|--|--|--|--|--|--|--|--|--|--|--|--|--|--|--|--|--|--|--|--|--|--|--|--|--|--|--|--|--|--|--|--|--|--|--|--|--|--|--|--|--|--|--|--|--|--|--|--|--|--|--|--|--|--|--|--|--|--|--|--|--|--|--|--|--|--|--|--|--|--|--|--|--|--|--|--|--|--|--|--|--|--|--|--|--|--|--|--|--|--|--|--|--|--|--|--|--|--|--|--|--|--|--|--|--|--|--|--|--|--|--|--|--|--|--|--|--|--|--|--|--|--|--|--|--|--|--|--|--|--|--|--|--|--|--|--|--|--|--|--|--|--|--|--|--|--|--|--|--|--|--|--|--|--|--|--|--|--|--|--|--|--|--|--|--|--|--|--|--|--|--|--|--|--|--|--|--|--|--|--|--|--|--|--|--|--|--|--|--|--|--|--|--|--|--|--|--|--|--|--|--|--|--|--|--|--|--|--|--|--|--|--|--|--|--|--|--|--|--|--|--|--|--|--|--|--|--|--|--|--|--|--|--|--|--|--|--|--|--|--|--|--|--|--|--|--|--|--|--|--|--|--|--|--|--|--|--|--|--|--|--|--|--|--|--|--|--|--|--|--|--|--|--|--|--|--|--|--|--|--|--|--|--|--|--|--|--|--|--|--|--|--|--|--|--|--|--|--|--|--|--|--|--|--|--|--|--|--|--|--|--|--|--|--|--|--|--|--|--|--|--|--|--|--|--|--|--|--|--|--|--|--|--|--|--|--|--|--|--|--|--|--|--|--|--|--|--|--|--|--|--|--|--|--|--|--|--|--|--|--|--|--|--|--|--|--|--|--|--|--|--|--|--|--|--|--|--|--|--|--|--|--|--|--|--|--|--|--|--|--|--|--|--|--|--|--|--|--|--|--|--|--|--|--|--|--|--|--|--|--|--|--|--|--|--|--|--|--|--|--|--|--|--|--|--|--|--|--|--|--|--|--|--|--|--|--|--|--|--|--|--|--|--|--|--|--|--|--|--|--|--|--|--|--|--|--|--|--|--|--|--|--|--|--|--|--|--|--|--|--|--|--|--|--|--|--|--|--|--|--|--|--|--|--|--|--|--|--|--|--|--|--|--|--|--|--|--|--|--|--|--|--|--|--|--|--|--|--|--|--|--|--|--|--|--|--|--|--|--|--|--|--|--|--|--|--|--|--|--|--|--|--|--|--|--|--|--|--|--|--|--|--|--|--|--|--|--|--|--|--|--|--|--|--|--|--|--|--|--|--|--|--|--|--|--|--|--|--|--|--|--|--|--|--|--|--|--|--|--|--|--|--|--|--|--|--|--|--|--|--|--|--|--|--|--|--|--|--|--|--|--|--|--|--|--|--|--|--|--|--|--|--|--|--|--|--|--|--|--|--|--|--|--|--|--|--|--|--|--|--|--|--|--|--|--|--|--|--|--|--|--|--|--|--|--|--|--|--|--|--|--|--|--|--|--|--|--|--|--|--|--|--|--|--|--|--|--|--|--|--|--|--|--|--|--|--|--|--|--|--|--|--|--|--|--|--|--|--|--|--|--|--|--|--|--|--|--|--|--|----|
|  | | | | | | | | | | | | | | | | | | | | | | | | | | | | | | | | | | | | | | | | | | | | | | | | | | | | | | | | | | | | | | | | | | | | | | | | | | | | | | | | | | | | | | | | | | | | | | | | | | | | | | | | | | | | | | | | | | | | | | | | | | | | | | | | | | | | | | | | | | | | | | | | | | | | | | | | | | | | | | | | | | | | | | | | | | | | | | | | | | | | | | | | | | | | | | | | | | | | | | | | | | | | | | | | | | | | | | | | | | | | | | | | | | | | | | | | | | | | | | | | | | | | | | | | | | | | | | | | | | | | | | | | | | | | | | | | | | | | | | | | | | | | | | | | | | | | | | | | | | | | | | | | | | | | | | | | | | | | | | | | | | | | | | | | | | | | | | | | | | | | | | | | | | | | | | | | | | | | | | | | | | | | | | | | | | | | | | | | | | | | | | | | | | | | | | | | | | | | | | | | | | | | | | | | | | | | | | | | | | | | | | | | | | | | | | | | | | | | | | | | | | | | | | | | | | | | | | | | | | | | | | | | | | | | | | | | | | | | | | | | | | | | | | | | | | | | | | | | | | | | | | | | | | | | | | | | | | | | | | | | | | | | | | | | | | | | | | | | | | | | | | | | | | | | | | | | | | | | | | | | | | | | | | | | | | | | | | | | | | | | | | | | | | | | | | | | | | | | | | | | | | | | | | | | | | | | | | | | | | | | | | | | | | | | | | | | | | | | | | | | | | | | | | | | | | | | | | | | | | | | | | | | | | | | | | | | | | | | | | | | | | | | | | | | | | | | | | | | | | | | | | | | | | | | | | | | | | | | | | | | | | | | | | | | | | | | | | | | | | | | | | | | | | | | | | | | | | | | | | | | | | | | | | | | | | | | | | | | | | | | | | | | | | | | | | | | | | | | | | | | | | | | | | | | | | | | | | | | | | | | | | | | | | | | | | | | | | | | | | | | | | | | | | | | | | | | | | | | | | | | | | | | | | | | | | | | | | | | | | | | | | | | | | | | | | | | | | | | | | | | | | | | | | | | | | | | | | | | | | | | | | | | | | | | | | | | | | | | | | | | | | | | | | | | | | | | | | | | | | | | | | | | | | | | | | | | | | | | | | | | | | | | | | | | | | | | | | | | | | | | | | | | | | | | | | | | | | | | | | | | | | | | | | | | | | | | | | | | | | | | | | | | | | | | | | | | | | | | | | | | | | | | | | | | | | | | | | | | | | | | | | | | | | | | | | | | | | | | | | | | | | | | | | | | | | | | | | | | | | | | | | | | | | | | | | | | | | | | | | | | | | | | | | | | | | | | | | | | | | | | | | | | | | | | | | | | | | | | | | | | | | | | | | | | | | | | | | | | | | | | | | | | | | | | | | | | | | | | | | | | | | | | | | | | | | | | | | | | | | | | | | | | | | | | | | | | | | | | | | | | | | | | | | | | | | | | | | | | | | | | | | | | | | | | | | | | | | | | | | | | | | | | | | | | | | | | | | | | | | | | | | | | | | | | | | | | | | | | | | | | | | | | | | | | | | | | | | | | | | | | | | | | | | | | | | | | | | | | | | | | | | | | | | | | | | | | | | | | | | | | | | | | | | | | | | | | | | | | | | | | | | | | | | | | | | | | | | | | | | | | | | | | | | | | | | | | | | | | </ |
|---|--|--|--|--|--|--|--|--|--|--|--|--|--|--|--|--|--|--|--|--|--|--|--|--|--|--|--|--|--|--|--|--|--|--|--|--|--|--|--|--|--|--|--|--|--|--|--|--|--|--|--|--|--|--|--|--|--|--|--|--|--|--|--|--|--|--|--|--|--|--|--|--|--|--|--|--|--|--|--|--|--|--|--|--|--|--|--|--|--|--|--|--|--|--|--|--|--|--|--|--|--|--|--|--|--|--|--|--|--|--|--|--|--|--|--|--|--|--|--|--|--|--|--|--|--|--|--|--|--|--|--|--|--|--|--|--|--|--|--|--|--|--|--|--|--|--|--|--|--|--|--|--|--|--|--|--|--|--|--|--|--|--|--|--|--|--|--|--|--|--|--|--|--|--|--|--|--|--|--|--|--|--|--|--|--|--|--|--|--|--|--|--|--|--|--|--|--|--|--|--|--|--|--|--|--|--|--|--|--|--|--|--|--|--|--|--|--|--|--|--|--|--|--|--|--|--|--|--|--|--|--|--|--|--|--|--|--|--|--|--|--|--|--|--|--|--|--|--|--|--|--|--|--|--|--|--|--|--|--|--|--|--|--|--|--|--|--|--|--|--|--|--|--|--|--|--|--|--|--|--|--|--|--|--|--|--|--|--|--|--|--|--|--|--|--|--|--|--|--|--|--|--|--|--|--|--|--|--|--|--|--|--|--|--|--|--|--|--|--|--|--|--|--|--|--|--|--|--|--|--|--|--|--|--|--|--|--|--|--|--|--|--|--|--|--|--|--|--|--|--|--|--|--|--|--|--|--|--|--|--|--|--|--|--|--|--|--|--|--|--|--|--|--|--|--|--|--|--|--|--|--|--|--|--|--|--|--|--|--|--|--|--|--|--|--|--|--|--|--|--|--|--|--|--|--|--|--|--|--|--|--|--|--|--|--|--|--|--|--|--|--|--|--|--|--|--|--|--|--|--|--|--|--|--|--|--|--|--|--|--|--|--|--|--|--|--|--|--|--|--|--|--|--|--|--|--|--|--|--|--|--|--|--|--|--|--|--|--|--|--|--|--|--|--|--|--|--|--|--|--|--|--|--|--|--|--|--|--|--|--|--|--|--|--|--|--|--|--|--|--|--|--|--|--|--|--|--|--|--|--|--|--|--|--|--|--|--|--|--|--|--|--|--|--|--|--|--|--|--|--|--|--|--|--|--|--|--|--|--|--|--|--|--|--|--|--|--|--|--|--|--|--|--|--|--|--|--|--|--|--|--|--|--|--|--|--|--|--|--|--|--|--|--|--|--|--|--|--|--|--|--|--|--|--|--|--|--|--|--|--|--|--|--|--|--|--|--|--|--|--|--|--|--|--|--|--|--|--|--|--|--|--|--|--|--|--|--|--|--|--|--|--|--|--|--|--|--|--|--|--|--|--|--|--|--|--|--|--|--|--|--|--|--|--|--|--|--|--|--|--|--|--|--|--|--|--|--|--|--|--|--|--|--|--|--|--|--|--|--|--|--|--|--|--|--|--|--|--|--|--|--|--|--|--|--|--|--|--|--|--|--|--|--|--|--|--|--|--|--|--|--|--|--|--|--|--|--|--|--|--|--|--|--|--|--|--|--|--|--|--|--|--|--|--|--|--|--|--|--|--|--|--|--|--|--|--|--|--|--|--|--|--|--|--|--|--|--|--|--|--|--|--|--|--|--|--|--|--|--|--|--|--|--|--|--|--|--|--|--|--|--|--|--|--|--|--|--|--|--|--|--|--|--|--|--|--|--|--|--|--|--|--|--|--|--|--|--|--|--|--|--|--|--|--|--|--|--|--|--|--|--|--|--|--|--|--|--|--|--|--|--|--|--|--|--|--|--|--|--|--|--|--|--|--|--|--|--|--|--|--|--|--|--|--|--|--|--|--|--|--|--|--|--|--|--|--|--|--|--|--|--|--|--|--|--|--|--|--|--|--|--|--|--|--|--|--|--|--|--|--|--|--|--|--|--|--|--|--|--|--|--|--|--|--|--|--|--|--|--|--|--|--|--|--|--|--|--|--|--|--|--|--|--|--|--|--|--|--|--|--|--|--|--|--|--|--|--|--|--|--|--|--|--|--|--|--|--|--|--|--|--|--|--|--|--|--|--|--|--|--|--|--|--|--|--|--|--|--|--|--|--|--|--|--|--|--|--|--|--|--|--|--|--|--|--|--|--|--|--|--|--|--|--|--|--|--|--|--|--|--|--|--|--|--|--|--|--|--|--|--|--|--|--|--|--|--|--|--|--|--|--|--|--|--|--|--|--|--|--|--|--|--|--|--|--|--|--|--|--|--|--|--|--|--|--|--|--|--|--|--|--|--|--|--|--|--|--|--|--|--|--|--|--|--|--|--|--|--|--|--|--|--|--|--|--|--|--|--|--|--|--|--|--|--|--|--|--|--|--|--|--|--|--|--|--|--|--|--|--|--|--|--|--|--|--|--|--|--|--|--|--|--|--|--|--|--|--|--|--|--|--|--|--|--|--|--|--|--|--|--|--|--|--|--|--|--|--|--|--|--|--|--|--|--|--|--|--|--|--|--|--|--|--|--|--|--|--|--|--|--|--|--|--|--|--|--|--|--|--|--|--|--|--|--|--|--|--|--|--|--|--|--|--|--|--|--|--|--|--|--|--|--|--|--|--|--|--|--|--|--|--|--|--|--|--|--|--|--|--|--|--|--|--|--|--|--|--|--|--|--|--|--|--|--|--|--|--|--|--|--|--|--|--|--|--|--|--|--|--|--|--|--|--|--|--|--|--|--|--|--|--|--|--|--|--|--|--|--|--|--|--|--|--|--|--|--|--|--|--|--|--|--|--|--|--|--|--|--|--|--|--|--|--|--|--|--|--|--|--|--|--|--|--|--|--|--|--|--|--|--|--|--|--|--|--|--|--|--|--|--|--|--|--|--|--|--|--|--|--|--|--|--|--|--|--|--|--|--|--|--|--|--|--|--|--|--|--|--|--|--|--|--|--|--|--|--|--|--|--|--|--|--|--|--|--|--|--|--|--|--|--|--|--|--|--|--|--|--|--|--|--|--|--|--|--|--|--|--|--|--|--|--|--|--|--|--|--|--|--|--|--|--|--|--|--|--|--|--|--|--|--|--|--|--|--|--|--|--|--|--|--|--|--|--|--|--|--|--|--|--|--|--|--|--|--|--|--|--|--|--|--|--|--|--|--|--|--|--|--|--|--|--|--|--|--|--|--|--|--|--|--|--|--|--|--|--|--|--|--|--|--|--|--|--|--|----|

Acquired from Philadelphia for D Matt Walker and a 2011 fourth-round draft pick on July 19, 2010; Became a free agent on July 1, 2012

| | | | | | |
|---|---------------|---------|-----|----|-----|
|  | MAXIM GALANOV | DEFENSE | #41 | | |
| YEAR | GP | G | A | TP | PIM |
| 2000-01 | 25 | 0 | 5 | 5 | 8 |

Claimed off waivers from Florida on November 3, 2000; Traded to Toronto for LW Konstantin Kalmikov on February 20, 2001

| | | | | | | |
|---|----------------|-----------|----------|----------|-----------|-----------|
|  | GERARD GALLANT | LEFT WING | #17 | | | |
| | YEAR | GP | G | A | TP | PIM |
| | 1993-94 | 51 | 4 | 9 | 13 | 74 |
| | 1994-95 | 1 | 0 | 0 | 0 | 7 |
| | TOTALS | 52 | 4 | 9 | 13 | 81 |

Signed as a free agent, July 21, 1993; Contract bought out on July 1, 1995

| | | | | | |
|---|----------------|--------|----|----|-----|
|  | BRUCE GARDINER | CENTER | #5 | | |
| YEAR | GP | G | A | TP | PIM |
| 1999-00 | 41 | 3 | 6 | 9 | 37 |

Acquired from Ottawa for LW Colin Forbes on November 11, 1999; Selected by Columbus in the 2000 NHL Expansion Draft

| | | | | | | |
|---|-------------------|------------|-----------|------------|------------|------------|
|  | VALTTERI FILPPULA | CENTER | #51 | | | |
| | YEAR | GP | G | A | TP | PIM |
| | 2013-14 | 75 | 25 | 33 | 58 | 20 |
| | 2014-15 | 82 | 12 | 36 | 48 | 24 |
| | 2015-16 | 76 | 8 | 23 | 31 | 46 |
| | 2016-17 | 59 | 7 | 27 | 34 | 24 |
| | TOTALS | 292 | 52 | 119 | 171 | 114 |

Acquired from Vancouver, with the rights to LW Jeff Costello and a 2015 seventh-round draft pick (traded to Minnesota), for a 2014 second-round draft pick on June 27, 2014; Selected by Vegas in the 2017 NHL Expansion Draft in exchange for Lightning 217 second-round draft pick, Pittsburgh's 2018 fourth-round pick and negotiating rights to unsigned forward prospect Nikita Gusev

| | | | | | |
|---|-------------|---------|-----|----|-----|
|  | STEVEN FINN | DEFENSE | #28 | | |
| YEAR | GP | G | A | TP | PIM |
| 1995-96 | 16 | 0 | 0 | 0 | 24 |

Acquired from Colorado for a 1997 fourth-round draft pick on October 5, 1995; Traded to Los Angeles for D Michel Petit on November 13, 1995

| | | | | | | |
|---|---------------|-----------|----------|----------|----------|-----------|
|  | COLIN FORBES | LEFT WING | #27 | | | |
| | YEAR | GP | G | A | TP | PIM |
| | 1998-99 | 14 | 3 | 1 | 4 | 10 |
| | 1999-00 | 8 | 0 | 0 | 0 | 18 |
| | TOTALS | 22 | 3 | 1 | 4 | 28 |

Acquired from Philadelphia, with a 1999 fifth-round draft pick (G Michal Janicek), for RW Mikael Andersson and RW Sandy McCarthy on March 20, 1999; Traded to Ottawa for C Bruce Gardiner on November 11, 1999

| | | | | | |
|---|----------------------|----------------|-----------|-----------|------------|
|  | KURTIS FOSTER | DEFENSE | #6 | | |
| YEAR | GP | G | A | TP | PIM |
| 2009-10 | 71 | 8 | 34 | 42 | 48 |

Signed as a free agent on July 8, 2009; Became a free agent on July 1, 2010

| | | | | | |
|---|-----------------------|------------------|----------------|-----------|------------|
|  | KYLE FREADRICH | LEFT WING | #43, 24 | | |
| YEAR | GP | G | A | TP | PIM |
| 1999-00 | 10 | 0 | 0 | 0 | 39 |
| 2000-01 | 13 | 0 | 1 | 1 | 36 |
| TOTALS | 23 | 0 | 1 | 1 | 75 |

Signed as a free agent on July 16, 1999; Traded to NY Rangers, with RW Nils Ekman, for C Tim Taylor on June 30, 2001

| | | | | | |
|---|--------------|--------|-----|----|-----|
|  | BYRON FROESE | CENTER | #78 | | |
| YEAR | GP | G | A | TP | PIM |
| 2016-17 | 4 | 0 | 0 | 0 | 0 |

Acquired from Toronto, with a 2017 conditional second-round draft pick (F Alexander Volkov), for F Brian Boyle; Became a free agent on July 1, 2017

| | | | | | | | | | | | | | | | | | | | | | | | | | | | | | | | | | | | | | | | | | | | | | | | | | | | | | | | | | | | | | | | | | | | | | | | | | | | | | | | | | | | | | | | | | | | | | | | | | | | | | | | | | | | | | | | | | | | | | | | | | | | | | | | | | | | | | | | | | | | | | | | | | | | | | | | | | | | | | | | | | | | | | | | | | | | | | | | | | | | | | | | | | | | | | | | | | | | | | | | | | | | | | | | | | | | | | | | | | | | | | | | | | | | | | | | | | | | | | | | | | | | | | | | | | | | | | | | | | | | | | | | | | | | | | | | | | | | | | | | | | | | | | | | | | | | | | | | | | | | | | | | | | | | | | | | | | | | | | | | | | | | | | | | | | | | | | | | | | | | | | | | | | | | | | | | | | | | | | | | | | | | | | | | | | | | | | | | | | | | | | | | | | | | | | | | | | | | | | | | | | | | | | | | | | | | | | | | | | | | | | | | | | | | | | | | | | | | | | | | | | | | | | | | | | | | | | | | | | | | | | | | | | | | | | | | | | | | | | | | | | | | | | | | | | | | | | | | | | | | | | | | | | | | | | | | | | | | | | | | | | | | | | | | | | | | | | | | | | | | | | | | | | | | | | | | | | | | | | | | | | | | | | | | | | | | | | | | | | | | | | | | | | | | | | | | | | | | | | | | | | | | | | | | | | | | | | | | | | | | | | | | | | | | | | | | | | | | | | | | | | | | | | | | | | | | | | | | | | | | | | | | | | | | | | | | | | | | | | | | | | | | | | | | | | | | | | | | | | | | | | | | | | | | | | | | | | | | | | | | | | | | | | | | | | | | | | | | | | | | | | | | | | | | | | | | | | | | | | | | | | | | | | | | | | | | | | | | | | | | | | | | | | | | | | | | | | | | | | | | | | | | | | | | | | | | | | | | | | | | | | | | | | | | | | | | | | | | | | | | | | | | | | | | | | | | | | | | | | | | | | | | | | | | | | | | | | | | | | | | | | | | | | | | | | | | | | | | | | | | | | | | | | | | | | | | | | | | | | | | | | | | | | | | | | | | | | | | | | | | | | | | | | | | | | | | | | | | | | | | | | | | | | | | | | | | | | | | | | | | | | | | | | | | | | | | | | | | | | | | | | | | | | | | | | | | | | | | | | | | | | | | | | | | | | | | | | | | | | | | | | | | | | | | | | | | | | | | | | | | | | | | | | | | | | | | | | | | | | | | | | | | | | | | | | | | | | | | | | | | | | | | | | | | | | | | | | | | | | | | | | | | | | | | | | | | | | | | | | | | | | | | | | | | | | | | | | | | | | | | | | | | | | | | | | | | | | | | | | | | | | | | | | | | | | | | | | | | | | | | | | | | | | | | | | | | | | | | | | | | | | | | | | | | | | | | | | | | | | | | | | | | | | | | | | | | | | | | | | | | | | | | | | | | | | | | | | | | | | | | | | | | | | | | | | | | | | | | | | | | | | | | | | | | | | | | | | | | | | | | | | | | | | | | | | | | | | | | | | | | | | | | | | | | | | | | | | | | | | | | | | | | | | | | | | | | | | | | | | | | | | | | | | | | | | | | | | | | | | | | | | | | | | | | | | | | | | | | | | | | | | | | | | | | | | | | | | | | | | | | | | | | | | | | | | | | | | | | | |
|---|--|--|--|--|--|--|--|--|--|--|--|--|--|--|--|--|--|--|--|--|--|--|--|--|--|--|--|--|--|--|--|--|--|--|--|--|--|--|--|--|--|--|--|--|--|--|--|--|--|--|--|--|--|--|--|--|--|--|--|--|--|--|--|--|--|--|--|--|--|--|--|--|--|--|--|--|--|--|--|--|--|--|--|--|--|--|--|--|--|--|--|--|--|--|--|--|--|--|--|--|--|--|--|--|--|--|--|--|--|--|--|--|--|--|--|--|--|--|--|--|--|--|--|--|--|--|--|--|--|--|--|--|--|--|--|--|--|--|--|--|--|--|--|--|--|--|--|--|--|--|--|--|--|--|--|--|--|--|--|--|--|--|--|--|--|--|--|--|--|--|--|--|--|--|--|--|--|--|--|--|--|--|--|--|--|--|--|--|--|--|--|--|--|--|--|--|--|--|--|--|--|--|--|--|--|--|--|--|--|--|--|--|--|--|--|--|--|--|--|--|--|--|--|--|--|--|--|--|--|--|--|--|--|--|--|--|--|--|--|--|--|--|--|--|--|--|--|--|--|--|--|--|--|--|--|--|--|--|--|--|--|--|--|--|--|--|--|--|--|--|--|--|--|--|--|--|--|--|--|--|--|--|--|--|--|--|--|--|--|--|--|--|--|--|--|--|--|--|--|--|--|--|--|--|--|--|--|--|--|--|--|--|--|--|--|--|--|--|--|--|--|--|--|--|--|--|--|--|--|--|--|--|--|--|--|--|--|--|--|--|--|--|--|--|--|--|--|--|--|--|--|--|--|--|--|--|--|--|--|--|--|--|--|--|--|--|--|--|--|--|--|--|--|--|--|--|--|--|--|--|--|--|--|--|--|--|--|--|--|--|--|--|--|--|--|--|--|--|--|--|--|--|--|--|--|--|--|--|--|--|--|--|--|--|--|--|--|--|--|--|--|--|--|--|--|--|--|--|--|--|--|--|--|--|--|--|--|--|--|--|--|--|--|--|--|--|--|--|--|--|--|--|--|--|--|--|--|--|--|--|--|--|--|--|--|--|--|--|--|--|--|--|--|--|--|--|--|--|--|--|--|--|--|--|--|--|--|--|--|--|--|--|--|--|--|--|--|--|--|--|--|--|--|--|--|--|--|--|--|--|--|--|--|--|--|--|--|--|--|--|--|--|--|--|--|--|--|--|--|--|--|--|--|--|--|--|--|--|--|--|--|--|--|--|--|--|--|--|--|--|--|--|--|--|--|--|--|--|--|--|--|--|--|--|--|--|--|--|--|--|--|--|--|--|--|--|--|--|--|--|--|--|--|--|--|--|--|--|--|--|--|--|--|--|--|--|--|--|--|--|--|--|--|--|--|--|--|--|--|--|--|--|--|--|--|--|--|--|--|--|--|--|--|--|--|--|--|--|--|--|--|--|--|--|--|--|--|--|--|--|--|--|--|--|--|--|--|--|--|--|--|--|--|--|--|--|--|--|--|--|--|--|--|--|--|--|--|--|--|--|--|--|--|--|--|--|--|--|--|--|--|--|--|--|--|--|--|--|--|--|--|--|--|--|--|--|--|--|--|--|--|--|--|--|--|--|--|--|--|--|--|--|--|--|--|--|--|--|--|--|--|--|--|--|--|--|--|--|--|--|--|--|--|--|--|--|--|--|--|--|--|--|--|--|--|--|--|--|--|--|--|--|--|--|--|--|--|--|--|--|--|--|--|--|--|--|--|--|--|--|--|--|--|--|--|--|--|--|--|--|--|--|--|--|--|--|--|--|--|--|--|--|--|--|--|--|--|--|--|--|--|--|--|--|--|--|--|--|--|--|--|--|--|--|--|--|--|--|--|--|--|--|--|--|--|--|--|--|--|--|--|--|--|--|--|--|--|--|--|--|--|--|--|--|--|--|--|--|--|--|--|--|--|--|--|--|--|--|--|--|--|--|--|--|--|--|--|--|--|--|--|--|--|--|--|--|--|--|--|--|--|--|--|--|--|--|--|--|--|--|--|--|--|--|--|--|--|--|--|--|--|--|--|--|--|--|--|--|--|--|--|--|--|--|--|--|--|--|--|--|--|--|--|--|--|--|--|--|--|--|--|--|--|--|--|--|--|--|--|--|--|--|--|--|--|--|--|--|--|--|--|--|--|--|--|--|--|--|--|--|--|--|--|--|--|--|--|--|--|--|--|--|--|--|--|--|--|--|--|--|--|--|--|--|--|--|--|--|--|--|--|--|--|--|--|--|--|--|--|--|--|--|--|--|--|--|--|--|--|--|--|--|--|--|--|--|--|--|--|--|--|--|--|--|--|--|--|--|--|--|--|--|--|--|--|--|--|--|--|--|--|--|--|--|--|--|--|--|--|--|--|--|--|--|--|--|--|--|--|--|--|--|--|--|--|--|--|--|--|--|--|--|--|--|--|--|--|--|--|--|--|--|--|--|--|--|--|--|--|--|--|--|--|--|--|--|--|--|--|--|--|--|--|--|--|--|--|--|--|--|--|--|--|--|--|--|--|--|--|--|--|--|--|--|--|--|--|--|--|--|--|--|--|--|--|--|--|--|--|--|--|--|--|--|--|--|--|--|--|--|--|--|--|--|--|--|--|--|--|--|--|--|--|--|--|--|--|--|--|--|--|--|--|--|--|--|--|--|--|--|--|--|--|--|--|--|--|--|--|--|--|--|--|--|--|--|--|--|--|--|--|--|--|--|--|--|--|--|--|--|--|--|--|--|--|--|--|--|--|--|--|--|--|--|--|--|--|--|--|--|--|--|--|--|--|--|--|--|--|--|--|--|--|--|--|--|--|--|--|--|--|--|--|--|--|--|--|--|--|--|--|--|--|--|--|--|--|--|--|--|--|--|--|--|--|--|--|--|--|--|--|--|--|--|--|--|--|--|--|--|--|--|--|--|--|--|--|--|--|--|--|--|--|--|--|--|--|--|--|--|--|--|--|--|--|--|--|--|--|--|--|--|--|--|--|--|--|--|--|--|--|--|--|--|--|--|--|--|--|--|--|--|--|--|--|--|--|--|--|--|--|--|--|--|--|--|--|--|--|--|--|--|--|--|--|--|--|--|--|--|--|--|--|--|--|--|--|--|--|--|--|--|--|--|--|--|--|--|--|--|--|--|--|--|--|--|--|--|--|--|--|--|--|--|--|--|--|--|--|--|--|--|--|--|--|--|--|--|--|--|--|--|--|--|--|--|--|--|--|--|--|--|--|--|--|--|--|--|--|--|--|--|--|--|--|--|--|--|--|--|--|--|--|--|--|----|
|  | | | | | | | | | | | | | | | | | | | | | | | | | | | | | | | | | | | | | | | | | | | | | | | | | | | | | | | | | | | | | | | | | | | | | | | | | | | | | | | | | | | | | | | | | | | | | | | | | | | | | | | | | | | | | | | | | | | | | | | | | | | | | | | | | | | | | | | | | | | | | | | | | | | | | | | | | | | | | | | | | | | | | | | | | | | | | | | | | | | | | | | | | | | | | | | | | | | | | | | | | | | | | | | | | | | | | | | | | | | | | | | | | | | | | | | | | | | | | | | | | | | | | | | | | | | | | | | | | | | | | | | | | | | | | | | | | | | | | | | | | | | | | | | | | | | | | | | | | | | | | | | | | | | | | | | | | | | | | | | | | | | | | | | | | | | | | | | | | | | | | | | | | | | | | | | | | | | | | | | | | | | | | | | | | | | | | | | | | | | | | | | | | | | | | | | | | | | | | | | | | | | | | | | | | | | | | | | | | | | | | | | | | | | | | | | | | | | | | | | | | | | | | | | | | | | | | | | | | | | | | | | | | | | | | | | | | | | | | | | | | | | | | | | | | | | | | | | | | | | | | | | | | | | | | | | | | | | | | | | | | | | | | | | | | | | | | | | | | | | | | | | | | | | | | | | | | | | | | | | | | | | | | | | | | | | | | | | | | | | | | | | | | | | | | | | | | | | | | | | | | | | | | | | | | | | | | | | | | | | | | | | | | | | | | | | | | | | | | | | | | | | | | | | | | | | | | | | | | | | | | | | | | | | | | | | | | | | | | | | | | | | | | | | | | | | | | | | | | | | | | | | | | | | | | | | | | | | | | | | | | | | | | | | | | | | | | | | | | | | | | | | | | | | | | | | | | | | | | | | | | | | | | | | | | | | | | | | | | | | | | | | | | | | | | | | | | | | | | | | | | | | | | | | | | | | | | | | | | | | | | | | | | | | | | | | | | | | | | | | | | | | | | | | | | | | | | | | | | | | | | | | | | | | | | | | | | | | | | | | | | | | | | | | | | | | | | | | | | | | | | | | | | | | | | | | | | | | | | | | | | | | | | | | | | | | | | | | | | | | | | | | | | | | | | | | | | | | | | | | | | | | | | | | | | | | | | | | | | | | | | | | | | | | | | | | | | | | | | | | | | | | | | | | | | | | | | | | | | | | | | | | | | | | | | | | | | | | | | | | | | | | | | | | | | | | | | | | | | | | | | | | | | | | | | | | | | | | | | | | | | | | | | | | | | | | | | | | | | | | | | | | | | | | | | | | | | | | | | | | | | | | | | | | | | | | | | | | | | | | | | | | | | | | | | | | | | | | | | | | | | | | | | | | | | | | | | | | | | | | | | | | | | | | | | | | | | | | | | | | | | | | | | | | | | | | | | | | | | | | | | | | | | | | | | | | | | | | | | | | | | | | | | | | | | | | | | | | | | | | | | | | | | | | | | | | | | | | | | | | | | | | | | | | | | | | | | | | | | | | | | | | | | | | | | | | | | | | | | | | | | | | | | | | | | | | | | | | | | | | | | | | | | | | | | | | | | | | | | | | | | | | | | | | | | | | | | | | | | | | | | | | | | | | | | | | | | | | | | | | | | | | | | | | | | | | | | | | | | | | | | | | | | | | | | | | | | | | | | | | | | | | | | | | | | | | | | | | | </ |
|---|--|--|--|--|--|--|--|--|--|--|--|--|--|--|--|--|--|--|--|--|--|--|--|--|--|--|--|--|--|--|--|--|--|--|--|--|--|--|--|--|--|--|--|--|--|--|--|--|--|--|--|--|--|--|--|--|--|--|--|--|--|--|--|--|--|--|--|--|--|--|--|--|--|--|--|--|--|--|--|--|--|--|--|--|--|--|--|--|--|--|--|--|--|--|--|--|--|--|--|--|--|--|--|--|--|--|--|--|--|--|--|--|--|--|--|--|--|--|--|--|--|--|--|--|--|--|--|--|--|--|--|--|--|--|--|--|--|--|--|--|--|--|--|--|--|--|--|--|--|--|--|--|--|--|--|--|--|--|--|--|--|--|--|--|--|--|--|--|--|--|--|--|--|--|--|--|--|--|--|--|--|--|--|--|--|--|--|--|--|--|--|--|--|--|--|--|--|--|--|--|--|--|--|--|--|--|--|--|--|--|--|--|--|--|--|--|--|--|--|--|--|--|--|--|--|--|--|--|--|--|--|--|--|--|--|--|--|--|--|--|--|--|--|--|--|--|--|--|--|--|--|--|--|--|--|--|--|--|--|--|--|--|--|--|--|--|--|--|--|--|--|--|--|--|--|--|--|--|--|--|--|--|--|--|--|--|--|--|--|--|--|--|--|--|--|--|--|--|--|--|--|--|--|--|--|--|--|--|--|--|--|--|--|--|--|--|--|--|--|--|--|--|--|--|--|--|--|--|--|--|--|--|--|--|--|--|--|--|--|--|--|--|--|--|--|--|--|--|--|--|--|--|--|--|--|--|--|--|--|--|--|--|--|--|--|--|--|--|--|--|--|--|--|--|--|--|--|--|--|--|--|--|--|--|--|--|--|--|--|--|--|--|--|--|--|--|--|--|--|--|--|--|--|--|--|--|--|--|--|--|--|--|--|--|--|--|--|--|--|--|--|--|--|--|--|--|--|--|--|--|--|--|--|--|--|--|--|--|--|--|--|--|--|--|--|--|--|--|--|--|--|--|--|--|--|--|--|--|--|--|--|--|--|--|--|--|--|--|--|--|--|--|--|--|--|--|--|--|--|--|--|--|--|--|--|--|--|--|--|--|--|--|--|--|--|--|--|--|--|--|--|--|--|--|--|--|--|--|--|--|--|--|--|--|--|--|--|--|--|--|--|--|--|--|--|--|--|--|--|--|--|--|--|--|--|--|--|--|--|--|--|--|--|--|--|--|--|--|--|--|--|--|--|--|--|--|--|--|--|--|--|--|--|--|--|--|--|--|--|--|--|--|--|--|--|--|--|--|--|--|--|--|--|--|--|--|--|--|--|--|--|--|--|--|--|--|--|--|--|--|--|--|--|--|--|--|--|--|--|--|--|--|--|--|--|--|--|--|--|--|--|--|--|--|--|--|--|--|--|--|--|--|--|--|--|--|--|--|--|--|--|--|--|--|--|--|--|--|--|--|--|--|--|--|--|--|--|--|--|--|--|--|--|--|--|--|--|--|--|--|--|--|--|--|--|--|--|--|--|--|--|--|--|--|--|--|--|--|--|--|--|--|--|--|--|--|--|--|--|--|--|--|--|--|--|--|--|--|--|--|--|--|--|--|--|--|--|--|--|--|--|--|--|--|--|--|--|--|--|--|--|--|--|--|--|--|--|--|--|--|--|--|--|--|--|--|--|--|--|--|--|--|--|--|--|--|--|--|--|--|--|--|--|--|--|--|--|--|--|--|--|--|--|--|--|--|--|--|--|--|--|--|--|--|--|--|--|--|--|--|--|--|--|--|--|--|--|--|--|--|--|--|--|--|--|--|--|--|--|--|--|--|--|--|--|--|--|--|--|--|--|--|--|--|--|--|--|--|--|--|--|--|--|--|--|--|--|--|--|--|--|--|--|--|--|--|--|--|--|--|--|--|--|--|--|--|--|--|--|--|--|--|--|--|--|--|--|--|--|--|--|--|--|--|--|--|--|--|--|--|--|--|--|--|--|--|--|--|--|--|--|--|--|--|--|--|--|--|--|--|--|--|--|--|--|--|--|--|--|--|--|--|--|--|--|--|--|--|--|--|--|--|--|--|--|--|--|--|--|--|--|--|--|--|--|--|--|--|--|--|--|--|--|--|--|--|--|--|--|--|--|--|--|--|--|--|--|--|--|--|--|--|--|--|--|--|--|--|--|--|--|--|--|--|--|--|--|--|--|--|--|--|--|--|--|--|--|--|--|--|--|--|--|--|--|--|--|--|--|--|--|--|--|--|--|--|--|--|--|--|--|--|--|--|--|--|--|--|--|--|--|--|--|--|--|--|--|--|--|--|--|--|--|--|--|--|--|--|--|--|--|--|--|--|--|--|--|--|--|--|--|--|--|--|--|--|--|--|--|--|--|--|--|--|--|--|--|--|--|--|--|--|--|--|--|--|--|--|--|--|--|--|--|--|--|--|--|--|--|--|--|--|--|--|--|--|--|--|--|--|--|--|--|--|--|--|--|--|--|--|--|--|--|--|--|--|--|--|--|--|--|--|--|--|--|--|--|--|--|--|--|--|--|--|--|--|--|--|--|--|--|--|--|--|--|--|--|--|--|--|--|--|--|--|--|--|--|--|--|--|--|--|--|--|--|--|--|--|--|--|--|--|--|--|--|--|--|--|--|--|--|--|--|--|--|--|--|--|--|--|--|--|--|--|--|--|--|--|--|--|--|--|--|--|--|--|--|--|--|--|--|--|--|--|--|--|--|--|--|--|--|--|--|--|--|--|--|--|--|--|--|--|--|--|--|--|--|--|--|--|--|--|--|--|--|--|--|--|--|--|--|--|--|--|--|--|--|--|--|--|--|--|--|--|--|--|--|--|--|--|--|--|--|--|--|--|--|--|--|--|--|--|--|--|--|--|--|--|--|--|--|--|--|--|--|--|--|--|--|--|--|--|--|--|--|--|--|--|--|--|--|--|--|--|--|--|--|--|--|--|--|--|--|--|--|--|--|--|--|--|--|--|--|--|--|--|--|--|--|--|--|--|--|--|--|--|--|--|--|--|--|--|--|--|--|--|--|--|--|--|--|--|--|--|--|--|--|--|--|--|--|--|--|--|--|--|--|--|--|--|--|--|--|--|--|--|--|--|--|--|--|--|--|--|--|--|--|--|--|--|--|--|--|--|--|--|--|--|--|--|--|--|--|--|--|--|--|--|--|--|--|--|--|--|--|--|--|--|--|--|--|--|--|--|--|--|--|--|--|--|--|--|--|--|--|--|--|--|--|--|--|--|--|--|--|----|

Acquired from Philadelphia for D Matt Walker and a 2011 fourth-round draft pick on July 19, 2010; Became a free agent on July 1, 2012

| | | | | | |
|---|---------------|---------|-----|----|-----|
|  | MAXIM GALANOV | DEFENSE | #41 | | |
| YEAR | GP | G | A | TP | PIM |
| 2000-01 | 25 | 0 | 5 | 5 | 8 |

Claimed off waivers from Florida on November 3, 2000; Traded to Toronto for LW Konstantin Kalmikov on February 20, 2001

| | | | | | | |
|---|----------------|-----------|----------|----------|-----------|-----------|
|  | GERARD GALLANT | LEFT WING | #17 | | | |
| | YEAR | GP | G | A | TP | PIM |
| | 1993-94 | 51 | 4 | 9 | 13 | 74 |
| | 1994-95 | 1 | 0 | 0 | 0 | 7 |
| | TOTALS | 52 | 4 | 9 | 13 | 81 |

Signed as a free agent, July 21, 1993; Contract bought out on July 1, 1995

| | | | | | |
|---|----------------|--------|----|----|-----|
|  | BRUCE GARDINER | CENTER | #5 | | |
| YEAR | GP | G | A | TP | PIM |
| 1999-00 | 41 | 3 | 6 | 9 | 37 |

Acquired from Ottawa for LW Colin Forbes on November 11, 1999; Selected by Columbus in the 2000 NHL Expansion Draft

| | | | | | | |
|---|-------------------|------------|-----------|------------|------------|------------|
|  | VALTTERI FILPPULA | CENTER | #51 | | | |
| | YEAR | GP | G | A | TP | PIM |
| | 2013-14 | 75 | 25 | 33 | 58 | 20 |
| | 2014-15 | 82 | 12 | 36 | 48 | 24 |
| | 2015-16 | 76 | 8 | 23 | 31 | 46 |
| | 2016-17 | 59 | 7 | 27 | 34 | 24 |
| | TOTALS | 292 | 52 | 119 | 171 | 114 |

Acquired from Vancouver, with the rights to LW Jeff Costello and a 2015 seventh-round draft pick (traded to Minnesota), for a 2014 second-round draft pick on June 27, 2014; Selected by Vegas in the 2017 NHL Expansion Draft in exchange for Lightning 217 second-round draft pick, Pittsburgh's 2018 fourth-round pick and negotiating rights to unsigned forward prospect Nikita Gusev

| | | | | | |
|---|-------------|---------|-----|----|-----|
|  | STEVEN FINN | DEFENSE | #28 | | |
| YEAR | GP | G | A | TP | PIM |
| 1995-96 | 16 | 0 | 0 | 0 | 24 |

Acquired from Colorado for a 1997 fourth-round draft pick on October 5, 1995; Traded to Los Angeles for D Michel Petit on November 13, 1995

| | | | | | | | | | | | | | | | | | | | | | | | | | | | | | | | | | | | | | | | | | | | | | | | | | | | | | | | | | | | | | | | | | | | | | | | | | | | | | | | | | | | | | | | | | | | | | | | | | | | | | | | | | | | | | | | | | | | | | | | | | | | | | | | | | | | | | | | | | | | | | | | | | | | | | | | | | | | | | | | | | | | | | | | | | | | | | | | | | | | | | | | | | | | | | | | | | | | | | | | | | | | | | | | | | | | | | | | | | | | | | | | | | | | | | | | | | | | | | | | | | | | | | | | | | | | | | | | | | | | | | | | | | | | | | | | | | | | | | | | | | | | | | | | | | | | | | | | | | | | | | | | | | | | | | | | | | | | | | | | | | | | | | | | | | | | | | | | | | | | | | | | | | | | | | | | | | | | | | | | | | | | | | | | | | | | | | | | | | | | | | | | | | | | | | | | | | | | | | | | | | | | | | | | | | | | | | | | | | | | | | | | | | | | | | | | | | | | | | | | | | | | | | | | | | | | | | | | | | | | | | | | | | | | | | | | | | | | | | | | | | | | | | | | | | | | | | | | | | | | | | | | | | | | | | | | | | | | | | | | | | | | | | | | | | | | | | | | | | | | | | | | | | | | | | | | | | | | | | | | | | | | | | | | | | | | | | | | | | | | | | | | | | | | | | | | | | | | | | | | | | | | | | | | | | | | | | | | | | | | | | | | | | | | | | | | | | | | | | | | | | | | | | | | | | | | | | | | | | | | | | | | | | | | | | | | | | | | | | | | | | | | | | | | | | | | | | | | | | | | | | | | | | | | | | | | | | | | | | | | | | | | | | | | | | | | | | | | | | | | | | | | | | | | | | | | | | | | | | | | | | | | | | | | | | | | | | | | | | | | | | | | | | | | | | | | | | | | | | | | | | | | | | | | | | | | | | | | | | | | | | | | | | | | | | | | | | | | | | | | | | | | | | | | | | | | | | | | | | | | | | | | | | | | | | | | | | | | | | | | | | | | | | | | | | | | | | | | | | | | | | | | | | | | | | | | | | | | | | | | | | | | | | | | | | | | | | | | | | | | | | | | | | | | | | | | | | | | | | | | | | | | | | | | | | | | | | | | | | | | | | | | | | | | | | | | | | | | | | | | | | | | | | | | | | | | | | | | | | | | | | | | | | | | | | | | | | | | | | | | | | | | | | | | | | | | | | | | | | | | | | | | | | | | | | | | | | | | | | | | | | | | | | | | | | | | | | | | | | | | | | | | | | | | | | | | | | | | | | | | | | | | | | | | | | | | | | | | | | | | | | | | | | | | | | | | | | | | | | | | | | | | | | | | | | | | | | | | | | | | | | | | | | | | | | | | | | | | | | | | | | | | | | | | | | | | | | | | | | | | | | | | | | | | | | | | | | | | | | | | | | | | | | | | | | | | | | | | | | | | | | | | | | | | | | | | | | | | | | | | | | | | | | | | | | | | | | | | | | | | | | | | | | | | | | | | | | | | | | | | | | | | | | | | | | | | | | | | | | | | | | | | | | | | | | | | | | | | | | | | | | | | | | | | | | | | | | | | | | | | | | | | | | | | | | | | | | | | | | | | | | | | | | | | | | | | | | | | | | | | | | | | | | | | | | | | | | | | | | | | | | | | | | | | | | | | | |
|---|--|--|--|--|--|--|--|--|--|--|--|--|--|--|--|--|--|--|--|--|--|--|--|--|--|--|--|--|--|--|--|--|--|--|--|--|--|--|--|--|--|--|--|--|--|--|--|--|--|--|--|--|--|--|--|--|--|--|--|--|--|--|--|--|--|--|--|--|--|--|--|--|--|--|--|--|--|--|--|--|--|--|--|--|--|--|--|--|--|--|--|--|--|--|--|--|--|--|--|--|--|--|--|--|--|--|--|--|--|--|--|--|--|--|--|--|--|--|--|--|--|--|--|--|--|--|--|--|--|--|--|--|--|--|--|--|--|--|--|--|--|--|--|--|--|--|--|--|--|--|--|--|--|--|--|--|--|--|--|--|--|--|--|--|--|--|--|--|--|--|--|--|--|--|--|--|--|--|--|--|--|--|--|--|--|--|--|--|--|--|--|--|--|--|--|--|--|--|--|--|--|--|--|--|--|--|--|--|--|--|--|--|--|--|--|--|--|--|--|--|--|--|--|--|--|--|--|--|--|--|--|--|--|--|--|--|--|--|--|--|--|--|--|--|--|--|--|--|--|--|--|--|--|--|--|--|--|--|--|--|--|--|--|--|--|--|--|--|--|--|--|--|--|--|--|--|--|--|--|--|--|--|--|--|--|--|--|--|--|--|--|--|--|--|--|--|--|--|--|--|--|--|--|--|--|--|--|--|--|--|--|--|--|--|--|--|--|--|--|--|--|--|--|--|--|--|--|--|--|--|--|--|--|--|--|--|--|--|--|--|--|--|--|--|--|--|--|--|--|--|--|--|--|--|--|--|--|--|--|--|--|--|--|--|--|--|--|--|--|--|--|--|--|--|--|--|--|--|--|--|--|--|--|--|--|--|--|--|--|--|--|--|--|--|--|--|--|--|--|--|--|--|--|--|--|--|--|--|--|--|--|--|--|--|--|--|--|--|--|--|--|--|--|--|--|--|--|--|--|--|--|--|--|--|--|--|--|--|--|--|--|--|--|--|--|--|--|--|--|--|--|--|--|--|--|--|--|--|--|--|--|--|--|--|--|--|--|--|--|--|--|--|--|--|--|--|--|--|--|--|--|--|--|--|--|--|--|--|--|--|--|--|--|--|--|--|--|--|--|--|--|--|--|--|--|--|--|--|--|--|--|--|--|--|--|--|--|--|--|--|--|--|--|--|--|--|--|--|--|--|--|--|--|--|--|--|--|--|--|--|--|--|--|--|--|--|--|--|--|--|--|--|--|--|--|--|--|--|--|--|--|--|--|--|--|--|--|--|--|--|--|--|--|--|--|--|--|--|--|--|--|--|--|--|--|--|--|--|--|--|--|--|--|--|--|--|--|--|--|--|--|--|--|--|--|--|--|--|--|--|--|--|--|--|--|--|--|--|--|--|--|--|--|--|--|--|--|--|--|--|--|--|--|--|--|--|--|--|--|--|--|--|--|--|--|--|--|--|--|--|--|--|--|--|--|--|--|--|--|--|--|--|--|--|--|--|--|--|--|--|--|--|--|--|--|--|--|--|--|--|--|--|--|--|--|--|--|--|--|--|--|--|--|--|--|--|--|--|--|--|--|--|--|--|--|--|--|--|--|--|--|--|--|--|--|--|--|--|--|--|--|--|--|--|--|--|--|--|--|--|--|--|--|--|--|--|--|--|--|--|--|--|--|--|--|--|--|--|--|--|--|--|--|--|--|--|--|--|--|--|--|--|--|--|--|--|--|--|--|--|--|--|--|--|--|--|--|--|--|--|--|--|--|--|--|--|--|--|--|--|--|--|--|--|--|--|--|--|--|--|--|--|--|--|--|--|--|--|--|--|--|--|--|--|--|--|--|--|--|--|--|--|--|--|--|--|--|--|--|--|--|--|--|--|--|--|--|--|--|--|--|--|--|--|--|--|--|--|--|--|--|--|--|--|--|--|--|--|--|--|--|--|--|--|--|--|--|--|--|--|--|--|--|--|--|--|--|--|--|--|--|--|--|--|--|--|--|--|--|--|--|--|--|--|--|--|--|--|--|--|--|--|--|--|--|--|--|--|--|--|--|--|--|--|--|--|--|--|--|--|--|--|--|--|--|--|--|--|--|--|--|--|--|--|--|--|--|--|--|--|--|--|--|--|--|--|--|--|--|--|--|--|--|--|--|--|--|--|--|--|--|--|--|--|--|--|--|--|--|--|--|--|--|--|--|--|--|--|--|--|--|--|--|--|--|--|--|--|--|--|--|--|--|--|--|--|--|--|--|--|--|--|--|--|--|--|--|--|--|--|--|--|--|--|--|--|--|--|--|--|--|--|--|--|--|--|--|--|--|--|--|--|--|--|--|--|--|--|--|--|--|--|--|--|--|--|--|--|--|--|--|--|--|--|--|--|--|--|--|--|--|--|--|--|--|--|--|--|--|--|--|--|--|--|--|--|--|--|--|--|--|--|--|--|--|--|--|--|--|--|--|--|--|--|--|--|--|--|--|--|--|--|--|--|--|--|--|--|--|--|--|--|--|--|--|--|--|--|--|--|--|--|--|--|--|--|--|--|--|--|--|--|--|--|--|--|--|--|--|--|--|--|--|--|--|--|--|--|--|--|--|--|--|--|--|--|--|--|--|--|--|--|--|--|--|--|--|--|--|--|--|--|--|--|--|--|--|--|--|--|--|--|--|--|--|--|--|--|--|--|--|--|--|--|--|--|--|--|--|--|--|--|--|--|--|--|--|--|--|--|--|--|--|--|--|--|--|--|--|--|--|--|--|--|--|--|--|--|--|--|--|--|--|--|--|--|--|--|--|--|--|--|--|--|--|--|--|--|--|--|--|--|--|--|--|--|--|--|--|--|--|--|--|--|--|--|--|--|--|--|--|--|--|--|--|--|--|--|--|--|--|--|--|--|--|--|--|--|--|--|--|--|--|--|--|--|--|--|--|--|--|--|--|--|--|--|--|--|--|--|--|--|--|--|--|--|--|--|--|--|--|--|--|--|--|--|--|--|--|--|--|--|--|--|--|--|--|--|--|--|--|--|--|--|--|--|--|--|--|--|--|--|--|--|--|--|--|--|--|--|--|--|--|--|--|--|--|--|--|--|--|--|--|--|--|--|--|--|--|--|--|--|--|--|--|--|--|--|--|--|--|--|--|--|--|--|--|--|--|--|--|--|--|--|--|--|--|--|--|--|--|--|--|--|--|--|--|--|--|--|--|--|--|--|--|--|--|--|--|--|--|--|--|--|--|--|--|--|--|--|--|--|--|--|--|--|--|--|--|--|--|--|
|  | | | | | | | | | | | | | | | | | | | | | | | | | | | | | | | | | | | | | | | | | | | | | | | | | | | | | | | | | | | | | | | | | | | | | | | | | | | | | | | | | | | | | | | | | | | | | | | | | | | | | | | | | | | | | | | | | | | | | | | | | | | | | | | | | | | | | | | | | | | | | | | | | | | | | | | | | | | | | | | | | | | | | | | | | | | | | | | | | | | | | | | | | | | | | | | | | | | | | | | | | | | | | | | | | | | | | | | | | | | | | | | | | | | | | | | | | | | | | | | | | | | | | | | | | | | | | | | | | | | | | | | | | | | | | | | | | | | | | | | | | | | | | | | | | | | | | | | | | | | | | | | | | | | | | | | | | | | | | | | | | | | | | | | | | | | | | | | | | | | | | | | | | | | | | | | | | | | | | | | | | | | | | | | | | | | | | | | | | | | | | | | | | | | | | | | | | | | | | | | | | | | | | | | | | | | | | | | | | | | | | | | | | | | | | | | | | | | | | | | | | | | | | | | | | | | | | | | | | | | | | | | | | | | | | | | | | | | | | | | | | | | | | | | | | | | | | | | | | | | | | | | | | | | | | | | | | | | | | | | | | | | | | | | | | | | | | | | | | | | | | | | | | | | | | | | | | | | | | | | | | | | | | | | | | | | | | | | | | | | | | | | | | | | | | | | | | | | | | | | | | | | | | | | | | | | | | | | | | | | | | | | | | | | | | | | | | | | | | | | | | | | | | | | | | | | | | | | | | | | | | | | | | | | | | | | | | | | | | | | | | | | | | | | | | | | | | | | | | | | | | | | | | | | | | | | | | | | | | | | | | | | | | | | | | | | | | | | | | | | | | | | | | | | | | | | | | | | | | | | | | | | | | | | | | | | | | | | | | | | | | | | | | | | | | | | | | | | | | | | | | | | | | | | | | | | | | | | | | | | | | | | | | | | | | | | | | | | | | | | | | | | | | | | | | | | | | | | | | | | | | | | | | | | | | | | | | | | | | | | | | | | | | | | | | | | | | | | | | | | | | | | | | | | | | | | | | | | | | | | | | | | | | | | | | | | | | | | | | | | | | | | | | | | | | | | | | | | | | | | | | | | | | | | | | | | | | | | | | | | | | | | | | | | | | | | | | | | | | | | | | | | | | | | | | | | | | | | | | | | | | | | | | | | | | | | | | | | | | | | | | | | | | | | | | | | | | | | | | | | | | | | | | | | | | | | | | | | | | | | | | | | | | | | | | | | | | | | | | | | | | | | | | | | | | | | | | | | | | | | | | | | | | | | | | | | | | | | | | | | | | | | | | | | | | | | | | | | | | | | | | | | | | | | | | | | | | | | | | | | | | | | | | | | | | | | | | | | | | | | | | | | | | | | | | | | | | | | | | | | | | | | | | | | | | | | | | | | | | | | | | | | | | | | | | | | | | | | | | | | | | | | | | | | | | | | | | | | | | | | | | | | | | | | | | | | | | | | | | | | | | | | | | | | | | | | | | | | | | | | | | | | | | | | | | | | | | | | | | | | | | | | | | | | | | | | | | | | | | | | | | | | | | | | | | | | | | | | | | | | | | | | | | | | | | | | | | | | | | | | | | | | | | | | | | | | | | | | | | | | | | | | | | | | | | | | | | | | | | | | | | | | | | | | | | | | | |
|---|--|--|--|--|--|--|--|--|--|--|--|--|--|--|--|--|--|--|--|--|--|--|--|--|--|--|--|--|--|--|--|--|--|--|--|--|--|--|--|--|--|--|--|--|--|--|--|--|--|--|--|--|--|--|--|--|--|--|--|--|--|--|--|--|--|--|--|--|--|--|--|--|--|--|--|--|--|--|--|--|--|--|--|--|--|--|--|--|--|--|--|--|--|--|--|--|--|--|--|--|--|--|--|--|--|--|--|--|--|--|--|--|--|--|--|--|--|--|--|--|--|--|--|--|--|--|--|--|--|--|--|--|--|--|--|--|--|--|--|--|--|--|--|--|--|--|--|--|--|--|--|--|--|--|--|--|--|--|--|--|--|--|--|--|--|--|--|--|--|--|--|--|--|--|--|--|--|--|--|--|--|--|--|--|--|--|--|--|--|--|--|--|--|--|--|--|--|--|--|--|--|--|--|--|--|--|--|--|--|--|--|--|--|--|--|--|--|--|--|--|--|--|--|--|--|--|--|--|--|--|--|--|--|--|--|--|--|--|--|--|--|--|--|--|--|--|--|--|--|--|--|--|--|--|--|--|--|--|--|--|--|--|--|--|--|--|--|--|--|--|--|--|--|--|--|--|--|--|--|--|--|--|--|--|--|--|--|--|--|--|--|--|--|--|--|--|--|--|--|--|--|--|--|--|--|--|--|--|--|--|--|--|--|--|--|--|--|--|--|--|--|--|--|--|--|--|--|--|--|--|--|--|--|--|--|--|--|--|--|--|--|--|--|--|--|--|--|--|--|--|--|--|--|--|--|--|--|--|--|--|--|--|--|--|--|--|--|--|--|--|--|--|--|--|--|--|--|--|--|--|--|--|--|--|--|--|--|--|--|--|--|--|--|--|--|--|--|--|--|--|--|--|--|--|--|--|--|--|--|--|--|--|--|--|--|--|--|--|--|--|--|--|--|--|--|--|--|--|--|--|--|--|--|--|--|--|--|--|--|--|--|--|--|--|--|--|--|--|--|--|--|--|--|--|--|--|--|--|--|--|--|--|--|--|--|--|--|--|--|--|--|--|--|--|--|--|--|--|--|--|--|--|--|--|--|--|--|--|--|--|--|--|--|--|--|--|--|--|--|--|--|--|--|--|--|--|--|--|--|--|--|--|--|--|--|--|--|--|--|--|--|--|--|--|--|--|--|--|--|--|--|--|--|--|--|--|--|--|--|--|--|--|--|--|--|--|--|--|--|--|--|--|--|--|--|--|--|--|--|--|--|--|--|--|--|--|--|--|--|--|--|--|--|--|--|--|--|--|--|--|--|--|--|--|--|--|--|--|--|--|--|--|--|--|--|--|--|--|--|--|--|--|--|--|--|--|--|--|--|--|--|--|--|--|--|--|--|--|--|--|--|--|--|--|--|--|--|--|--|--|--|--|--|--|--|--|--|--|--|--|--|--|--|--|--|--|--|--|--|--|--|--|--|--|--|--|--|--|--|--|--|--|--|--|--|--|--|--|--|--|--|--|--|--|--|--|--|--|--|--|--|--|--|--|--|--|--|--|--|--|--|--|--|--|--|--|--|--|--|--|--|--|--|--|--|--|--|--|--|--|--|--|--|--|--|--|--|--|--|--|--|--|--|--|--|--|--|--|--|--|--|--|--|--|--|--|--|--|--|--|--|--|--|--|--|--|--|--|--|--|--|--|--|--|--|--|--|--|--|--|--|--|--|--|--|--|--|--|--|--|--|--|--|--|--|--|--|--|--|--|--|--|--|--|--|--|--|--|--|--|--|--|--|--|--|--|--|--|--|--|--|--|--|--|--|--|--|--|--|--|--|--|--|--|--|--|--|--|--|--|--|--|--|--|--|--|--|--|--|--|--|--|--|--|--|--|--|--|--|--|--|--|--|--|--|--|--|--|--|--|--|--|--|--|--|--|--|--|--|--|--|--|--|--|--|--|--|--|--|--|--|--|--|--|--|--|--|--|--|--|--|--|--|--|--|--|--|--|--|--|--|--|--|--|--|--|--|--|--|--|--|--|--|--|--|--|--|--|--|--|--|--|--|--|--|--|--|--|--|--|--|--|--|--|--|--|--|--|--|--|--|--|--|--|--|--|--|--|--|--|--|--|--|--|--|--|--|--|--|--|--|--|--|--|--|--|--|--|--|--|--|--|--|--|--|--|--|--|--|--|--|--|--|--|--|--|--|--|--|--|--|--|--|--|--|--|--|--|--|--|--|--|--|--|--|--|--|--|--|--|--|--|--|--|--|--|--|--|--|--|--|--|--|--|--|--|--|--|--|--|--|--|--|--|--|--|--|--|--|--|--|--|--|--|--|--|--|--|--|--|--|--|--|--|--|--|--|--|--|--|--|--|--|--|--|--|--|--|--|--|--|--|--|--|--|--|--|--|--|--|--|--|--|--|--|--|--|--|--|--|--|--|--|--|--|--|--|--|--|--|--|--|--|--|--|--|--|--|--|--|--|--|--|--|--|--|--|--|--|--|--|--|--|--|--|--|--|--|--|--|--|--|--|--|--|--|--|--|--|--|--|--|--|--|--|--|--|--|--|--|--|--|--|--|--|--|--|--|--|--|--|--|--|--|--|--|--|--|--|--|--|--|--|--|--|--|--|--|--|--|--|--|--|--|--|--|--|--|--|--|--|--|--|--|--|--|--|--|--|--|--|--|--|--|--|--|--|--|--|--|--|--|--|--|--|--|--|--|--|--|--|--|--|--|--|--|--|--|--|--|--|--|--|--|--|--|--|--|--|--|--|--|--|--|--|--|--|--|--|--|--|--|--|--|--|--|--|--|--|--|--|--|--|--|--|--|--|--|--|--|--|--|--|--|--|--|--|--|--|--|--|--|--|--|--|--|--|--|--|--|--|--|--|--|--|--|--|--|--|--|--|--|--|--|--|--|--|--|--|--|--|--|--|--|--|--|--|--|--|--|--|--|--|--|--|--|--|--|--|--|--|--|--|--|--|--|--|--|--|--|--|--|--|--|--|--|--|--|--|--|--|--|--|--|--|--|--|--|--|--|--|--|--|--|--|--|--|--|--|--|--|--|--|--|--|--|--|--|--|--|--|--|--|--|--|--|--|--|--|--|--|--|--|--|--|--|--|--|--|--|--|--|--|--|--|--|--|--|--|--|--|--|--|--|--|--|--|--|--|--|--|--|--|--|--|--|--|--|--|--|--|--|--|--|--|--|--|--|--|--|--|--|--|--|--|--|--|--|--|--|--|--|--|--|--|--|--|--|--|--|--|--|

| ADAM HALL | | | | | RIGHT WING | | | | | #18 | VICTOR HEDMAN | | | | | DEFENSE | | | | | #77 | | | | | | | | |
|--|-----|----|----|----|------------|---------|----|----|----|-----|---------------|--|-----|----|----|---------|-----|---------|----|---|-----|----|---------|---------|-----|----|----|----|----|
| YEAR | GP | G | A | TP | PIM | YEAR | GP | G | A | TP | PIM | YEAR | GP | G | A | TP | PIM | YEAR | GP | G | A | TP | PIM | | | | | | |
| 2008-09 | 74 | 5 | 5 | 10 | 29 | 2009-10 | 74 | 4 | 16 | 20 | 79 | 1999-00 | 14 | 3 | 6 | 21 | 79 | 1999-00 | 14 | 3 | 6 | 21 | 2000-01 | 70 | 11 | 25 | 36 | 64 | |
| 2010-11 | 82 | 7 | 11 | 18 | 32 | 2010-11 | 79 | 3 | 23 | 26 | 70 | 2000-01 | 70 | 11 | 25 | 36 | 64 | 2001-02 | 23 | 1 | 2 | 3 | 4 | 2001-02 | 23 | 1 | 2 | 3 | 4 |
| 2011-12 | 57 | 2 | 5 | 7 | 17 | 2011-12 | 61 | 5 | 18 | 23 | 65 | 2001-02 | 23 | 1 | 2 | 3 | 4 | 2001-02 | 23 | 1 | 2 | 3 | 4 | 2001-02 | 23 | 1 | 2 | 3 | 4 |
| 2012-13 | 20 | 0 | 4 | 4 | 23 | 2012-13 | 44 | 4 | 16 | 20 | 31 | TOTALS | 107 | 15 | 30 | 45 | 89 | 2001-02 | 23 | 1 | 2 | 3 | 4 | TOTALS | 107 | 15 | 30 | 45 | 89 |
| TOTALS | 223 | 14 | 25 | 39 | 101 | 2013-14 | 75 | 13 | 42 | 55 | 53 | Acquired from Buffalo, with C Wayne Primeau, D Cory Sarich, and a 2000 third-round draft pick (LW Alexander Kharitonov), for C Chris Gratton and a 2001 second-round draft pick (March 10, 2000; Traded to Pittsburgh for D Marc Bergevin on March 11, 2003) | 46 | 10 | 28 | 38 | 40 | 2001-02 | 23 | 1 | 2 | 3 | 4 | 2001-02 | 23 | 1 | 2 | 3 | 4 |
| PLAYOFFS | GP | G | A | TP | PIM | 2014-15 | 59 | 10 | 28 | 38 | 40 | 2001-02 | 23 | 1 | 2 | 3 | 4 | 2001-02 | 23 | 1 | 2 | 3 | 4 | 2001-02 | 23 | 1 | 2 | 3 | 4 |
| 2010-11 | 18 | 1 | 4 | 5 | 8 | 2015-16 | 78 | 10 | 37 | 47 | 46 | 2001-02 | 23 | 1 | 2 | 3 | 4 | 2001-02 | 23 | 1 | 2 | 3 | 4 | 2001-02 | 23 | 1 | 2 | 3 | 4 |
| Signed as a free agent on July 1, 2008; Claimed off waivers by Carolina on March 16, 2013; Acquired from Carolina, with a 2013 seventh-round draft pick (RW Joel Vermin), for D Marc-Andre Bergeron on April 2, 2013; Claimed off waivers by Carolina on April 3, 2013 | | | | | | | | | | | | | | | | | | | | | | | | | | | | | |

| JEFF HALPERN | | | | | CENTER | | | | | #11 | 2014-15 | | | | | 26 | 1 | 13 | 14 | 10 | | | | | | | | |
|---------------|-----|----|----|----|--------|---|----|---|----|-----|---------|---------|----|----|---|----|-----|---------|----|----|----|----|---------|--|--|--|--|----|
| YEAR | GP | G | A | TP | PIM | YEAR | GP | G | A | TP | PIM | YEAR | GP | G | A | TP | PIM | YEAR | GP | G | A | TP | PIM | | | | | |
| 2007-08 | 19 | 10 | 8 | 18 | 14 | 2015-16 | 17 | 4 | 10 | 14 | 10 | 2007-08 | 19 | 10 | 8 | 18 | 14 | 2016-17 | 17 | 1 | 10 | 11 | 10 | | | | | |
| 2008-09 | 52 | 7 | 9 | 16 | 32 | 2016-17 | 17 | 1 | 10 | 11 | 10 | 2008-09 | 52 | 7 | 9 | 16 | 32 | 2017-18 | 2 | 0 | 0 | 0 | 0 | | | | | |
| 2009-10 | 55 | 9 | 8 | 17 | 27 | 2017-18 | 2 | 0 | 0 | 0 | 0 | 2009-10 | 55 | 9 | 8 | 17 | 27 | TOTALS | 84 | 7 | 41 | 48 | 50 | | | | | |
| TOTALS | 126 | 26 | 25 | 51 | 73 | Selected in the first round, second overall, at the 2009 NHL Entry Draft | | | | | | | | | | | | | | | | | | | | | | |
| TIMO HELBLING | | | | | | | | | | | | | | | | | | | | | | | DEFENSE | | | | | #2 |
| YEAR | GP | G | A | TP | PIM | YEAR | GP | G | A | TP | PIM | YEAR | GP | G | A | TP | PIM | YEAR | GP | G | A | TP | PIM | | | | | |
| 2005-06 | 9 | 0 | 1 | 1 | 1 | Acquired from Nashville for a 2004 eighth-round draft pick on February 25, 2004; Became | | | | | | | | | | | | | | | | | | | | | | |

| | | | | | | | | | | | | | | | | | | | | | | | | |
|--|-----|----|-----|-----|---------|----------|-----|----|-----|-----|----------------|----------|-----|----|-----|---------|-----|----------|-----|----|-----|-----|-----|--|
| ROMAN HAMRLIK | | | | | DEFENSE | | | | | #44 | SAMIR HELENIUS | | | | | DEFENSE | | | | | #3 | | | |
| YEAR | GP | G | A | TP | PIM | YEAR | GP | G | A | TP | PIM | YEAR | GP | G | A | TP | PIM | YEAR | GP | G | A | TP | PIM | |
| 1992-93 | 67 | 6 | 15 | 21 | 71 | 1992-93 | 67 | 6 | 15 | 21 | 71 | 1992-93 | 67 | 6 | 15 | 21 | 71 | 1992-93 | 67 | 6 | 15 | 21 | 71 | |
| 1993-94 | 64 | 3 | 18 | 21 | 135 | 1993-94 | 64 | 3 | 18 | 21 | 135 | 1993-94 | 64 | 3 | 18 | 21 | 135 | 1993-94 | 64 | 3 | 18 | 21 | 135 | |
| 1994-95 | 48 | 12 | 11 | 23 | 86 | 1994-95 | 48 | 12 | 11 | 23 | 86 | 1994-95 | 48 | 12 | 11 | 23 | 86 | 1994-95 | 48 | 12 | 11 | 23 | 86 | |
| 1995-96 | 82 | 16 | 49 | 65 | 103 | 1995-96 | 82 | 16 | 49 | 65 | 103 | 1995-96 | 82 | 16 | 49 | 65 | 103 | 1995-96 | 82 | 16 | 49 | 65 | 103 | |
| 1996-97 | 79 | 12 | 28 | 40 | 57 | 1996-97 | 79 | 12 | 28 | 40 | 57 | 1996-97 | 79 | 12 | 28 | 40 | 57 | 1996-97 | 79 | 12 | 28 | 40 | 57 | |
| 1997-98 | 37 | 3 | 12 | 15 | 22 | 1997-98 | 37 | 3 | 12 | 15 | 22 | 1997-98 | 37 | 3 | 12 | 15 | 22 | 1997-98 | 37 | 3 | 12 | 15 | 22 | |
| TOTALS | 377 | 52 | 133 | 185 | 474 | TOTALS | 377 | 52 | 133 | 185 | 474 | TOTALS | 377 | 52 | 133 | 185 | 474 | TOTALS | 377 | 52 | 133 | 185 | 474 | |
| PLAYOFFS | GP | G | A | TP | PIM | PLAYOFFS | GP | G | A | TP | PIM | PLAYOFFS | GP | G | A | TP | PIM | PLAYOFFS | GP | G | A | TP | PIM | |
| 1995-96 | 5 | 0 | 1 | 1 | 4 | 1995-96 | 5 | 0 | 1 | 1 | 4 | 1995-96 | 5 | 0 | 1 | 1 | 4 | 1995-96 | 5 | 0 | 1 | 1 | 4 | |
| Selected in the first round, first overall, at the 1992 NHL Entry Draft; Traded to Edmonton, with the rights to C Paul Comrie, for D Bryan Marchment, C Steve Kelly, and C Jason Bonsignore on December 30, 1997 | | | | | | | | | | | | | | | | | | | | | | | | |
| Signed as a free agent on September 29, 1999; Traded to NY Islanders for a 2000 seventh-round draft pick (traded to NY Islanders) on March 9, 2000 | | | | | | | | | | | | | | | | | | | | | | | | |

| BEN HANKINSON | | | | | | RIGHT WING #16, 23 | | | | | | MATT HERVEY | | | | | | DEFENSE | | | | | | #26 | | | | | | | | | | | | | | | | | | | | | | | | | | | | | | | | | | | | | | | | | | | | | | | | | | | | | | |
|---|----|---|---|----|-----|--------------------|----|---|---|----|-----|-------------|----|---|---|----|-----|---------|----|---|---|----|-----|--|--|--|--|--|--|--|--|--|--|--|--|--|--|--|--|--|--|--|--|--|--|--|--|--------------|--|--|--|--|--|--|--|--|--|--|--|--|--|--|--|--|--|--|--|--|--|--|--|-----------|--|--|--|--|--|-----|
| YEAR | GP | G | A | TP | PIM | YEAR | GP | G | A | TP | PIM | YEAR | GP | G | A | TP | PIM | YEAR | GP | G | A | TP | PIM | | | | | | | | | | | | | | | | | | | | | | | | | | | | | | | | | | | | | | | | | | | | | | | | | | | | | | | |
| 1994-95 | 18 | 0 | 2 | 2 | 6 | 1992-93 | 17 | 0 | 4 | 4 | 3 | 1994-95 | 18 | 0 | 2 | 2 | 6 | 2008-09 | 13 | 0 | 2 | 2 | 4 | | | | | | | | | | | | | | | | | | | | | | | | | | | | | | | | | | | | | | | | | | | | | | | | | | | | | | | |
| Acquired from New Jersey, with C Alexander Semak, for D Shawn Chambers and RW Danton Cole on March 14, 1995; Traded to Detroit, with D Marc Bergevin, for LW Shawn Burr and a 1996 third-round draft pick (traded to Boston) on August 17, 1995 | | | | | | | | | | | | | | | | | | | | | | | | Acquired from Boston, with C Ken Hodge, for RW Dain Kimble and future considerations on September 4, 1992; Became a free agent on July 1, 1993 | | | | | | | | | | | | | | | | | | | | | | | | JAMIE HEWARD | | | | | | | | | | | | | | | | | | | | | | | | DEFENSE | | | | | | #27 |
| YEAR | GP | G | A | TP | PIM | YEAR | GP | G | A | TP | PIM | YEAR | GP | G | A | TP | PIM | YEAR | GP | G | A | TP | PIM | | | | | | | | | | | | | | | | | | | | | | | | | | | | | | | | | | | | | | | | | | | | | | | | | | | | | | | |
| 2010-11 | 10 | 1 | 2 | 3 | 2 | 2008-09 | 13 | 0 | 2 | 2 | 4 | 2008-09 | 13 | 0 | 2 | 2 | 4 | 2010-11 | 10 | 1 | 2 | 3 | 2 | | | | | | | | | | | | | | | | | | | | | | | | | | | | | | | | | | | | | | | | | | | | | | | | | | | | | | | |
| Selected in the sixth round, 167th overall, at the 2007 NHL Entry Draft; Became a free agent on July 5, 2013 | | | | | | | | | | | | | | | | | | | | | | | | Signed as a free agent on October 1, 2008; Traded to Toronto, with G Olaf Kolzig, D Andy Rogers, and a 2009 fourth-round draft pick, for D Richard Petiot on March 4, 2009 | | | | | | | | | | | | | | | | | | | | | | | | JAN HLAVAC | | | | | | | | | | | | | | | | | | | | | | | | LEFT WING | | | | | | #1 |
| YEAR | GP | G | A | TP | PIM | YEAR | GP | G | A | TP | PIM | YEAR | GP | G | A | TP | PIM | YEAR | GP | G | A | TP | PIM | | | | | | | | | | | | | | | | | | | | | | | | | | | | | | | | | | | | | | | | | | | | | | | | | | | | | | | |

| MIKE HARTMAN | | | | | LEFT WING | | | | | #23 | YEAR | | | | | GP | G | A | TP | PIM |
|---|----|---|---|----|-----------|---|--|--|--|-----|------|--|--|--|--|----|---|---|----|-----|
| YEAR | GP | G | A | TP | PIM | Signed as a free agent on June 14, 2007; | | | | | | | | | | | | | | |
| 1992-93 | 58 | 4 | 4 | 8 | 154 | Traded to Nashville for a 2008 seventh-round draft pick (traded to Philadelphia) on February 26, 2008 | | | | | | | | | | | | | | |
| Selected from Winnipeg in the 1992 NHL Expansion Draft; Traded to NY Rangers for C Randy Gilhen on March 22, 1993 | | | | | | | | | | | | | | | | | | | | |

| DWAYNE HAY | | | | | | LEFT WING | | | | | | #25 | KEN HODGE | | | | | | CENTER | | | | | | #8 |
|---|----|---|---|----|-----|-----------|----|---|---|----|-----|---|-----------|---|---|----|-----|---------|--------|---|---|----|-----|--|----|
| YEAR | GP | G | A | TP | PIM | YEAR | GP | G | A | TP | PIM | YEAR | GP | G | A | TP | PIM | YEAR | GP | G | A | TP | PIM | | |
| 1999-00 | 13 | 1 | 1 | 2 | 2 | 2002-93 | 25 | 2 | 7 | 9 | 7 | 1992-93 | 25 | 2 | 7 | 9 | 7 | 1999-00 | 13 | 1 | 1 | 2 | 2 | | |
| Acquired from Florida, with C Ryan Johnson, for C Mike Sillinger on March 14, 2000; Claimed by Calgary at the 2002 NHL Waiver Draft | | | | | | | | | | | | 2 Acquired from Boston, with D Matt Harvey, for RW Darin Kimble and future considerations on September 4, 1992; Became a free agent on July 1, 1993 | | | | | | | | | | | | | |

| BENOIT HOGUE | | | | | | CENTER | | | | | | #3 | | | | | |
|--|----|----|----|----|-----|---------|----|----|----|----|-----|---------|----|----|----|----|-----|
| YEAR | GP | G | A | TP | PIN | YEAR | GP | G | A | TP | PIN | YEAR | GP | G | A | TP | PIN |
| 1998-99 | 62 | 11 | 14 | 25 | 50 | 1998-99 | 62 | 11 | 14 | 25 | 50 | 1998-99 | 62 | 11 | 14 | 25 | 50 |
| Signed as a free agent on July 29, 1998; Traded to Dallas, with a 2001 sixth-round draft pick, for D Sergey Gusev on March 21, 1999. | | | | | | | | | | | | | | | | | |

| DOUG JANIK | | | | | | | | | | DEFENSE | | | | | | | | | | #3 | CRAIG JANNEY | | | | | | | | | | CENTER | | | | | | | | | | #21 |
|---|-----|---|----|----|-----|---------|----|---|----|----------|-----|---------|-----|---|----|----|-----|---------|----|----|--------------|----|-----|--|--|--|--|--|--|--|----------|--|--|--|--|--|--|--|--|--|-----|
| YEAR | GP | G | A | TP | PIM | YEAR | GP | G | A | TP | PIM | YEAR | GP | G | A | TP | PIM | YEAR | GP | G | A | TP | PIM | | | | | | | | | | | | | | | | | | |
| 2006-07 | 75 | 2 | 9 | 11 | 53 | 2015-16 | 17 | 4 | 10 | 14 | 10 | 2006-07 | 75 | 2 | 9 | 11 | 53 | 2015-16 | 17 | 4 | 10 | 14 | 10 | | | | | | | | | | | | | | | | | | |
| 2007-08 | 61 | 1 | 3 | 4 | 45 | 2016-17 | 17 | 1 | 10 | 11 | 10 | 2007-08 | 61 | 1 | 3 | 4 | 45 | 2016-17 | 17 | 1 | 10 | 11 | 10 | | | | | | | | | | | | | | | | | | |
| TOTALS | 136 | 3 | 12 | 15 | 98 | TOTALS | 34 | 5 | 8 | 25 | 20 | TOTALS | 136 | 3 | 12 | 15 | 98 | TOTALS | 34 | 5 | 8 | 25 | 20 | | | | | | | | | | | | | | | | | | |
| PLAYOFFS | | | | | | | | | | PLAYOFFS | | | | | | | | | | # | PLAYOFFS | | | | | | | | | | PLAYOFFS | | | | | | | | | | # |
| YEAR | GP | G | A | TP | PIM | YEAR | GP | G | A | TP | PIM | YEAR | GP | G | A | TP | PIM | YEAR | GP | G | A | TP | PIM | | | | | | | | | | | | | | | | | | |
| 2006-07 | 1 | 0 | 0 | 0 | 0 | 2006-07 | 1 | 0 | 0 | 0 | 0 | 2006-07 | 1 | 0 | 0 | 0 | 0 | 2006-07 | 1 | 0 | 0 | 0 | 0 | | | | | | | | | | | | | | | | | | |
| Signed as a free agent on July 6, 2006; Became a free agent on July 1, 2008 | | | | | | | | | | | | | | | | | | | | | | | | | | | | | | | | | | | | | | | | | |

| | | | | | | | | | | | | | | | | | | | | | | | | | | | | | |
|---|--|--|--|--|--|--|--|--|--|---|--|--|--|--|--|--|--|--|--|---|--|--|--|--|--|--|--|--|--|
|  | | | | | | | | | |  | | | | | | | | | |  | | | | | | | | | |
| ANDREAS JOHANSSON | | | | | | | | | | LEFT WING | | | | | | | | | | #21 | | | | | | | | | |
| YEAR | | | | | | | | | | GP | | | | | | | | | | G | | | | | | | | | |

| | | | | | | | | | | | | | | | | | | | | | | | | | | | | | | | | | | | | | | | |
|--|-----------|----------|----------|-----------|--------------------|-----------------|-----------|----------|----------|---|------------|-----------------|-----------|----------|----------------------|-----------|------------|-----------------|-----------|---|----------|-----------|------------|-----------------|---------------------|----------|----------|-----------|------------|---|-----------|----------|----------|-----------|------------|----|--|--|--|
| MIKE KOSTKA | | | | | DEFENSE #21 | | | | | CHRIS KUNITZ | | | | | LEFT WING #14 | | | | | VINCENT LECAVALIER | | | | | CENTER #8, 4 | | | | | | | | | | | | | | |
| YEAR | GP | G | A | TP | PIM | YEAR | GP | G | A | TP | PIM | YEAR | GP | G | A | TP | PIM | YEAR | GP | G | A | TP | PIM | YEAR | GP | G | A | TP | PIM | YEAR | GP | G | A | TP | PIM | | | | |
| 2013-14 | 19 | 2 | 6 | 8 | | 2017-18 | 82 | 13 | 16 | 29 | | 2017-18 | 82 | 13 | 16 | 29 | | 2017-18 | 82 | 13 | 16 | 29 | | 2017-18 | 82 | 13 | 16 | 29 | | 2017-18 | 82 | 13 | 16 | 29 | | | | | |
| PLAYOFFS | GP | G | A | TP | PIM | PLAYOFFS | GP | G | A | TP | PIM | PLAYOFFS | GP | G | A | TP | PIM | PLAYOFFS | GP | G | A | TP | PIM | PLAYOFFS | GP | G | A | TP | PIM | PLAYOFFS | GP | G | A | TP | PIM | | | | |
| 2013-14 | 3 | 0 | 2 | 2 | | 0 | 17-18 | 17 | 0 | 1 | 1 | 16 | 2000-01 | 68 | 23 | 28 | 51 | 66 | 2001-02 | 76 | 20 | 17 | 37 | 61 | 2002-03 | 80 | 33 | 45 | 78 | 39 | 2003-04 | 81 | 32 | 34 | 66 | 52 | | | |
| Acquired from Florida, with D Evan Oberg, for James Wright and D Mike Vernace on December 2, 2011; Became a free agent on July 1, 2012; Claimed off waivers from Chicago on February 23, 2014; Became a free agent on July 1, 2014 | | | | | | | | | | Signed as a free agent on July 1, 2017; Became a free agent on July 1, 2018 | | | | | | | | | | Signed as a free agent on July 1, 2017; Became a free agent on July 1, 2018 | | | | | | | | | | Signed as a free agent on July 1, 2017; Became a free agent on July 1, 2018 | | | | | | | | | |
| | | | | | | | | | | | | | | | | | | | | | | | | | | | | | | | | | | | | | | | |
| | | | | | | | | | | | | | | | | | | | | | | | | | | | | | | | | | | | | | | | |
| | | | | | | | | | | | | | | | | | | | | | | | | | | | | | | | | | | | | | | | |
| | | | | | | | | | | | | | | | | | | | | | | | | | | | | | | | | | | | | | | | |
| | | | | | | | | | | | | | | | | | | | | | | | | | | | | | | | | | | | | | | | |
| | | | | | | | | | | | | | | | | | | | | | | | | | | | | | | | | | | | | | | | |
| | | | | | | | | | | | | | | | | | | | | | | | | | | | | | | | | | | | | | | | |
| | | | | | | | | | | | | | | | | | | | | | | | | | | | | | | | | | | | | | | | |
| | | | | | | | | | | | | | | | | | | | | | | | | | | | | | | | | | | | | | | | |
| | | | | | | | | | | | | | | | | | | | | | | | | | | | | | | | | | | | | | | | |
| | | | | | | | | | | | | | | | | | | | | | | | | | | | | | | | | | | | | | | | |
| | | | | | | | | | | | | | | | | | | | | | | | | | | | | | | | | | | | | | | | |
| | | | | | | | | | | | | | | | | | | | | | | | | | | | | | | | | | | | | | | | |
| | | | | | | | | | | | | | | | | | | | | | | | | | | | | | | | | | | | | | | | |
| | | | | | | | | | | | | | | | | | | | | | | | | | | | | | | | | | | | | | | | |
| | | | | | | | | | | | | | | | | | | | | | | | | | | | | | | | | | | | | | | | |
| | | | | | | | | | | | | | | | | | | | | | | | | | | | | | | | | | | | | | | | |
| | | | | | | | | | | | | | | | | | | | | | | | | | | | | | | | | | | | | | | | |
| | | | | | | | | | | | | | | | | | | | | | | | | | | | | | | | | | | | | | | | |
| | | | | | | | | | | | | | | | | | | | | | | | | | | | | | | | | | | | | | | | |
| | | | | | | | | | | | | | | | | | | | | | | | | | | | | | | | | | | | | | | | |
| | | | | | | | | | | | | | | | | | | | | | | | | | | | | | | | | | | | | | | | |
| | | | | | | | | | | | | | | | | | | | | | | | | | | | | | | | | | | | | | | | |
| | | | | | | | | | | | | | | | | | | | | | | | | | | | | | | | | | | | | | | | |
| | | | | | | | | | | | | | | | | | | | | | | | | | | | | | | | | | | | | | | | |
| | | | | | | | | | | | | | | | | | | | | | | | | | | | | | | | | | | | | | | | |
| | | | | | | | | | | | | | | | | | | | | | | | | | | | | | | | | | | | | | | | |
| | | | | | | | | | | | | | | | | | | | | | | | | | | | | | | | | | | | | | | | |
| | | | | | | | | | | | | | | | | | | | | | | | | | | | | | | | | | | | | | | | |
| | | | | | | | | | | | | | | | | | | | | | | | | | | | | | | | | | | | | | | | |
| | | | | | | | | | | | | | | | | | | | | | | | | | | | | | | | | | | | | | | | |
| | | | | | | | | | | | | | | | | | | | | | | | | | | | | | | | | | | | | | | | |
| | | | | | | | | | | | | | | | | | | | | | | | | | | | | | | | | | | | | | | | |
| | | | | | | | | | | | | | | | | | | | | | | | | | | | | | | | | | | | | | | | |
| | | | | | | | | | | | | | | | | | | | | | | | | | | | | | | | | | | | | | | | |
| | | | | | | | | | | | | | | | | | | | | | | | | | | | | | | | | | | | | | | | |
| | | | | | | | | | | | | | | | | | | | | | | | | | | | | | | | | | | | | | | | |
| | | | | | | | | | | | | | | | | | | | | | | | | | | | | | | | | | | | | | | | |
| | | | | | | | | | | | | | | | | | | | | | | | | | | | | | | | | | | | | | | | |
| | | | | | | | | | | | | | | | | | | | | | | | | | | | | | | | | | | | | | | | |
| | | | | | | | | | | | | | | | | | | | | | | | | | | | | | | | | | | | | | | | |
| | | | | | | | | | | | | | | | | | | | | | | | | | | | | | | | | | | | | | | | |
| | | | | | | | | | | | | | | | | | | | | | | | | | | | | | | | | | | | | | | | |
| | | | | | | | | | | | | | | | | | | | | | | | | | | | | | | | | | | | | | | | |
| | | | | | | | | | | | | | | | | | | | | | | | | | | | | | | | | | | | | | | | |
| | | | | | | | | | | | | | | | | | | | | | | | | | | | | | | | | | | | | | | | |
| | | | | | | | | | | | | | | | | | | | | | | | | | | | | | | | | | | | | | | | |
| | | | | | | | | | | | | | | | | | | | | | | | | | | | | | | | | | | | | | | | |
| | | | | | | | | | | | | | | | | | | | | | | | | | | | | | | | | | | | | | | | |
| | | | | | | | | | | | | | | | | | | | | | | | | | | | | | | | | | | | | | | | |
| | | | | | | | | | | | | | | | | | | | | | | | | | | | | | | | | | | | | | | | |
| | | | | | | | | | | | | | | | | | | | | | | | | | | | | | | | | | | | | | | | |
| | | | | | | | | | | | | | | | | | | | | | | | | | | | | | | | | | | | | | | | |
| | | | | | | | | | | | | | | | | | | | | | | | | | | | | | | | | | | | | | | | |
| | | | | | | | | | | | | | | | | | | | | | | | | | | | | | | | | | | | | | | | |
| | | | | | | | | | | | | | | | | | | | | | | | | | | | | | | | | | | | | | | | |
| | | | | | | | | | | | | | | | | | | | | | | | | | | | | | | | | | | | | | | | |
| | | | | | | | | | | | | | | | | | | | | | | | | | | | | | | | | | | | | | | | |
| | | | | | | | | | | | | | | | | | | | | | | | | | | | | | | | | | | | | | | | |
| | | | | | | | | | | | | | | | | | | | | | | | | | | | | | | | | | | | | | | | |
| | | | | | | | | | | | | | | | | | | | | | | | | | | | | | | | | | | | | | | | |
| | | | | | | | | | | | | | | | | | | | | | | | | | | | | | | | | | | | | | | | |
| | | | | | | | | | | | | | | | | | | | | | | | | | | | | | | | | | | | | | | | |
| | | | | | | | | | | | | | | | | | | | | | | | | | | | | | | | | | | | | | | | |
| | | | | | | | | | | | | | | | | | | | | | | | | | | | | | | | | | | | | | | | |
| | | | | | | | | | | | | | | | | | | | | | | | | | | | | | | | | | | | | | | | |
| | | | | | | | | | | | | | | | | | | | | | | | | | | | | | | | | | | | | | | | |
| | | | | | | | | | | | | | | | | | | | | | | | | | | | | | | | | | | | | | | | |
| | | | | | | | | | | | | | | | | | | | | | | | | | | | | | | | | | | | | | | | |
| | | | | | | | | | | | | | | | | | | | | | | | | | | | | | | | | | | | | | | | |
| | | | | | | | | | | | | | | | | | | | | | | | | | | | | | | | | | | | | | | | |
| | | | | | | | | | | | | | | | | | | | | | | | | | | | | | | | | | | | | | | | |
| | | | | | | | | | | | | | | | | | | | | | | | | | | | | | | | | | | | | | | | |
| | | | | | | | | | | | | | | | | | | | | | | | | | | | | | | | | | | | | | | | |
| | | | | | | | | | | | | | | | | | | | | | | | | | | | | | | | | | | | | | | | |
| | | | | | | | | | | | | | | | | | | | | | | | | | | | | | | | | | | | | | | | |
| | | | | | | | | | | | | | | | | | | | | | | | | | | | | | | | | | | | | | | | |
| | | | | | | | | | | | | | | | | | | | | | | | | | | | | | | | | | | | | | | | |
| | | | | | | | | | | | | | | | | | | | | | | | | | | | | | | | | | | | | | | | |
| | | | | | | | | | | | | | | | | | | | | | | | | | | | | | | | | | | | | | | | |
| | | | | | | | | | | | | | | | | | | | | | | | | | | | | | | | | | | | | | | | |
| | | | | | | | | | | | | | | | | | | | | | | | | | | | | | | | | | | | | | | | |
| | | | | | | | | | | | | | | | | | | | | | | | | | | | | | | | | | | | | | | | |
| | | | | | | | | | | | | | | | | | | | | | | | | | | | | | | | | | | | | | | | |
| | | | | | | | | | | | | | | | | | | | | | | | | | | | | | | | | | | | | | | | |
| | | | | | | | | | | | | | | | | | | | | | | | | | | | | | | | | | | | | | | | |
| | | | | | | | | | | | | | | | | | | | | | | | | | | | | | | | | | | | | | | | |
| | | | | | | | | | | | | | | | | | | | | | | | | | | | | | | | | | | | | | | | |
| | | | | | | | | | | | | | | | | | | | | | | | | | | | | | | | | | | | | | | | |
| | | | | | | | | | | | | | | | | | | | | | | | | | | | | | | | | | | | | | | | |
| | | | | | | | | | | | | | | | | | | | | | | | | | | | | | | | | | | | | | | | |
| | | | | | | | | | | | | | | | | | | | | | | | | | | | | | | | | | | | | | | | |
| | | | | | | | | | | | | | | | | | | | | | | | | | | | | | | | | | | | | | | | |
| | | | | | | | | | | | | | | | | | | | | | | | | | | | | | | | | | | | | | | | |
| | | | | | | | | | | | | | | | | | | | | | | | | | | | | | | | | | | | | | | | |
| | | | | | | | | | | | | | | | | | | | | | | | | | | | | | | | | | | | | | | | |
| | | | | | | | | | | | | | | | | | | | | | | | | | | | | | | | | | | | | | | | |
| | | | | | | | | | | | | | | | | | | | | | | | | | | | | | | | | | | | | | | | |

| FREDRIK MODIN | | | | | LEFT WING | | | | | #33 VLADISLAV NAMESTNIKOV | | | | | DOUG O'BRIEN | | | | | DEFENSE | | | | | #39 | | | | | | | | | |
|---------------|----|----|----|----|-----------|---|---------|-----|-----|---------------------------|-----|----------|----|----|--------------|----|---------|---------|-----|---------|-----|---------|-----|----------|---------|-----|---------|-----|-----|---------|----|---|---|---|
| YEAR | GP | G | A | TP | PIM | YEAR | GP | G | A | TP | PIM | YEAR | GP | G | A | TP | PIM | YEAR | GP | G | A | TP | PIM | YEAR | GP | G | A | TP | PIM | | | | | |
| 1999-00 | 80 | 22 | 26 | 48 | 18 | 2000-01 | 76 | 32 | 24 | 56 | 48 | 2001-02 | 54 | 17 | 31 | 27 | 13 | 2002-03 | 76 | 17 | 23 | 40 | 43 | 2003-04 | 82 | 29 | 28 | 57 | 32 | | | | | |
| 2000-01 | 76 | 32 | 24 | 56 | 48 | 2001-02 | 54 | 17 | 31 | 27 | 13 | 2002-03 | 76 | 17 | 23 | 40 | 43 | 2003-04 | 82 | 29 | 28 | 57 | 32 | 2004-05 | 77 | 31 | 23 | 54 | 56 | | | | | |
| 2001-02 | 54 | 17 | 31 | 27 | 13 | 2002-03 | 76 | 17 | 23 | 40 | 43 | 2003-04 | 82 | 29 | 28 | 57 | 32 | 2004-05 | 77 | 31 | 23 | 54 | 56 | 2005-06 | 77 | 31 | 23 | 54 | 56 | | | | | |
| 2002-03 | 76 | 17 | 23 | 40 | 43 | 2003-04 | 82 | 29 | 28 | 57 | 32 | 2004-05 | 77 | 31 | 23 | 54 | 56 | 2005-06 | 77 | 31 | 23 | 54 | 56 | TOTALS | 445 | 145 | 141 | 286 | 224 | | | | | |
| 2003-04 | 82 | 29 | 28 | 57 | 32 | 2004-05 | 77 | 31 | 23 | 54 | 56 | 2005-06 | 77 | 31 | 23 | 54 | 56 | TOTALS | 445 | 145 | 141 | 286 | 224 | PLAYOFFS | GP | G | A | TP | PIM | | | | | |
| 2004-05 | 77 | 31 | 23 | 54 | 56 | TOTALS | 445 | 145 | 141 | 286 | 224 | PLAYOFFS | GP | G | A | TP | PIM | 2002-03 | 11 | 2 | 0 | 2 | 18 | 2003-04 | 23 | 8 | 11 | 19 | 10 | | | | | |
| 2005-06 | 77 | 31 | 23 | 54 | 56 | TOTALS | 445 | 145 | 141 | 286 | 224 | PLAYOFFS | GP | G | A | TP | PIM | 2004-05 | 5 | 0 | 0 | 0 | 6 | 2005-06 | 5 | 0 | 0 | 0 | 10 | | | | | |
| TOTALS | 39 | 10 | 11 | 21 | 34 | Selected in the first round, 27th overall, at the 2011 NHL Entry Draft; Traded to N.Y. Rangers, with C Brett Howden, D Libor Hajek, a 2018 first-round draft pick and a conditional 2019 second-round draft pick, for D Ryan McDonagh and LW J.T. Miller on February 26, 2018 | 2011-12 | 29 | 1 | 3 | 4 | 2012-13 | 29 | 1 | 3 | 4 | 2013-14 | 29 | 1 | 3 | 4 | 2014-15 | 29 | 1 | 3 | 4 | 2015-16 | 29 | 1 | 3 | 4 | | | |
| 2011-12 | 29 | 1 | 3 | 4 | 2012-13 | 29 | 1 | 3 | 4 | 2013-14 | 29 | 1 | 3 | 4 | 2014-15 | 29 | 1 | 3 | 4 | 2015-16 | 29 | 1 | 3 | 4 | 2016-17 | 29 | 1 | 3 | 4 | 2017-18 | 29 | 1 | 3 | 4 |
| 2012-13 | 29 | 1 | 3 | 4 | 2013-14 | 29 | 1 | 3 | 4 | 2014-15 | 29 | 1 | 3 | 4 | 2015-16 | 29 | 1 | 3 | 4 | 2016-17 | 29 | 1 | 3 | 4 | 2017-18 | 29 | 1 | 3 | 4 | 2018-19 | 29 | 1 | 3 | 4 |
| 2013-14 | 29 | 1 | 3 | 4 | 2014-15 | 29 | 1 | 3 | 4 | 2015-16 | 29 | 1 | 3 | 4 | 2016-17 | 29 | 1 | 3 | 4 | 2017-18 | 29 | 1 | 3 | 4 | 2018-19 | 29 | 1 | 3 | 4 | 2019-20 | 29 | 1 | 3 | 4 |
| 2014-15 | 29 | 1 | 3 | 4 | 2015-16 | 29 | 1 | 3 | 4 | 2016-17 | 29 | 1 | 3 | 4 | 2017-18 | 29 | 1 | 3 | 4 | 2018-19 | 29 | 1 | 3 | 4 | 2019-20 | 29 | 1 | 3 | 4 | 2020-21 | 29 | 1 | 3 | 4 |
| 2015-16 | 29 | 1 | 3 | 4 | 2016-17 | 29 | 1 | 3 | 4 | 2017-18 | 29 | 1 | 3 | 4 | 2018-19 | 29 | 1 | 3 | 4 | 2019-20 | 29 | 1 | 3 | 4 | 2020-21 | 29 | 1 | 3 | 4 | 2021-22 | 29 | 1 | 3 | 4 |
| 2016-17 | 29 | 1 | 3 | 4 | 2017-18 | 29 | 1 | 3 | 4 | 2018-19 | 29 | 1 | 3 | 4 | 2019-20 | 29 | 1 | 3 | 4 | 2020-21 | 29 | 1 | 3 | 4 | 2021-22 | 29 | 1 | 3 | 4 | 2022-23 | 29 | 1 | 3 | 4 |
| 2017-18 | 29 | 1 | 3 | 4 | 2018-19 | 29 | 1 | 3 | 4 | 2019-20 | 29 | 1 | 3 | 4 | 2020-21 | 29 | 1 | 3 | 4 | 2021-22 | 29 | 1 | 3 | 4 | 2022-23 | 29 | 1 | 3 | 4 | 2023-24 | 29 | 1 | 3 | 4 |
| 2018-19 | 29 | 1 | 3 | 4 | 2019-20 | 29 | 1 | 3 | 4 | 2020-21 | 29 | 1 | 3 | 4 | 2021-22 | 29 | 1 | 3 | 4 | 2022-23 | 29 | 1 | 3 | 4 | 2023-24 | 29 | 1 | 3 | 4 | 2024-25 | 29 | 1 | 3 | 4 |
| 2019-20 | 29 | 1 | 3 | 4 | 2020-21 | 29 | 1 | 3 | 4 | 2021-22 | 29 | 1 | 3 | 4 | 2022-23 | 29 | 1 | 3 | 4 | 2023-24 | 29 | 1 | 3 | 4 | 2024-25 | 29 | 1 | 3 | 4 | 2025-26 | 29 | 1 | 3 | 4 |
| 2020-21 | 29 | 1 | 3 | 4 | 2021-22 | 29 | 1 | 3 | 4 | 2022-23 | 29 | 1 | 3 | 4 | 2023-24 | 29 | 1 | 3 | 4 | 2024-25 | 29 | 1 | 3 | 4 | 2025-26 | 29 | 1 | 3 | 4 | 2026-27 | 29 | 1 | 3 | 4 |
| 2021-22 | 29 | 1 | 3 | 4 | 2022-23 | 29 | 1 | 3 | 4 | 2023-24 | 29 | 1 | 3 | 4 | 2024-25 | 29 | 1 | 3 | 4 | 2025-26 | 29 | 1 | 3 | 4 | 2026-27 | 29 | 1 | 3 | 4 | 2027-28 | 29 | 1 | 3 | 4 |
| 2022-23 | 29 | 1 | 3 | 4 | 2023-24 | 29 | 1 | 3 | 4 | 2024-25 | 29 | 1 | 3 | 4 | 2025-26 | 29 | 1 | 3 | 4 | 2026-27 | 29 | 1 | 3 | 4 | 2027-28 | 29 | 1 | 3 | 4 | 2028-29 | 29 | 1 | 3 | 4 |
| 2023-24 | 29 | 1 | 3 | 4 | 2024-25 | 29 | 1 | 3 | 4 | 2025-26 | 29 | 1 | 3 | 4 | 2026-27 | 29 | 1 | 3 | 4 | 2027-28 | 29 | 1 | 3 | 4 | 2028-29 | 29 | 1 | 3 | 4 | 2029-30 | 29 | 1 | 3 | 4 |
| 2024-25 | 29 | 1 | 3 | 4 | 2025-26 | 29 | 1 | 3 | 4 | 2026-27 | 29 | 1 | 3 | 4 | 2027-28 | 29 | 1 | 3 | 4 | 2028-29 | 29 | 1 | 3 | 4 | 2029-30 | 29 | 1 | 3 | 4 | 2030-31 | 29 | 1 | 3 | 4 |
| 2025-26 | 29 | 1 | 3 | 4 | 2026-27 | 29 | 1 | 3 | 4 | 2027-28 | 29 | 1 | 3 | 4 | 2028-29 | 29 | 1 | 3 | 4 | 2029-30 | 29 | 1 | 3 | 4 | 2030-31 | 29 | 1 | 3 | 4 | 2031-32 | 29 | 1 | 3 | 4 |
| 2026-27 | 29 | 1 | 3 | 4 | 2027-28 | 29 | 1 | 3 | 4 | 2028-29 | 29 | 1 | 3 | 4 | 2029-30 | 29 | 1 | 3 | 4 | 2030-31 | 29 | 1 | 3 | 4 | 2031-32 | 29 | 1 | 3 | 4 | 2032-33 | 29 | 1 | 3 | 4 |
| 2027-28 | 29 | 1 | 3 | 4 | 2028-29 | 29 | 1 | 3 | 4 | 2029-30 | 29 | 1 | 3 | 4 | 2030-31 | 29 | 1 | 3 | 4 | 2031-32 | 29 | 1 | 3 | 4 | 2032-33 | 29 | 1 | 3 | 4 | 2033-34 | 29 | 1 | 3 | 4 |
| 2028-29 | 29 | 1 | 3 | 4 | 2029-30 | 29 | 1 | 3 | 4 | 2030-31 | 29 | 1 | 3 | 4 | 2031-32 | 29 | 1 | 3 | 4 | 2032-33 | 29 | 1 | 3 | 4 | 2033-34 | 29 | 1 | 3 | 4 | 2034-35 | 29 | 1 | 3 | 4 |
| 2029-30 | 29 | 1 | 3 | 4 | 2030-31 | 29 | 1 | 3 | 4 | 2031-32 | 29 | 1 | 3 | 4 | 2032-33 | 29 | 1 | 3 | 4 | 2033-34 | 29 | 1 | 3 | 4 | 2034-35 | 29 | 1 | 3 | 4 | 2035-36 | 29 | 1 | 3 | 4 |
| 2030-31 | 29 | 1 | 3 | 4 | 2031-32 | 29 | 1 | 3 | 4 | 2032-33 | 29 | 1 | 3 | 4 | 2033-34 | 29 | 1 | 3 | 4 | 2034-35 | 29 | 1 | 3 | 4 | 2035-36 | 29 | 1 | 3 | 4 | 2036-37 | 29 | 1 | 3 | 4 |
| 2031-32 | 29 | 1 | 3 | 4 | 2032-33 | 29 | 1 | 3 | 4 | 2033-34 | 29 | 1 | 3 | 4 | 2034-35 | 29 | 1 | 3 | 4 | 2035-36 | 29 | 1 | 3 | 4 | 2036-37 | 29 | 1 | 3 | 4 | 2037-38 | 29 | 1 | 3 | 4 |
| 2032-33 | 29 | 1 | 3 | 4 | 2033-34 | 29 | 1 | 3 | 4 | 2034-35 | 29 | 1 | 3 | 4 | 2035-36 | 29 | 1 | 3 | 4 | 2036-37 | 29 | 1 | 3 | 4 | 2037-38 | 29 | 1 | 3 | 4 | 2038-39 | 29 | 1 | 3 | 4 |
| 2033-34 | 29 | 1 | 3 | 4 | 2034-35 | 29 | 1 | 3 | 4 | 2035-36 | 29 | 1 | 3 | 4 | 2036-37 | 29 | 1 | 3 | 4 | 2037-38 | 29 | 1 | 3 | 4 | 2038-39 | 29 | 1 | 3 | 4 | 2039-40 | 29 | 1 | 3 | 4 |
| 2034-35 | 29 | 1 | 3 | 4 | 2035-36 | 29 | 1 | 3 | 4 | 2036-37 | 29 | 1 | 3 | 4 | 2037-38 | 29 | 1 | 3 | 4 | 2038-39 | 29 | 1 | 3 | 4 | 2039-40 | 29 | 1 | 3 | 4 | 2040-41 | 29 | 1 | 3 | 4 |
| 2035-36 | 29 | 1 | 3 | 4 | 2036-37 | 29 | 1 | 3 | 4 | 2037-38 | 29 | 1 | 3 | 4 | 2038-39 | 29 | 1 | 3 | 4 | 2039-40 | 29 | 1 | 3 | 4 | 2040-41 | 29 | 1 | 3 | 4 | 2041-42 | 29 | 1 | 3 | 4 |
| 2036-37 | 29 | 1 | 3 | 4 | 2037-38 | 29 | 1 | 3 | 4 | 2038-39 | 29 | 1 | 3 | 4 | 2039-40 | 29 | 1 | 3 | 4 | 2040-41 | 29 | 1 | 3 | 4 | 2041-42 | 29 | 1 | 3 | 4 | 2042-43 | 29 | 1 | 3 | 4 |
| 2037-38 | 29 | 1 | 3 | 4 | 2038-39 | 29 | 1 | 3 | 4 | 2039-40 | 29 | 1 | 3 | 4 | 2040-41 | 29 | 1 | 3 | 4 | 2041-42 | 29 | 1 | 3 | 4 | 2042-43 | 29 | 1 | 3 | 4 | 2043-44 | 29 | 1 | 3 | 4 |
| 2038-39 | 29 | 1 | 3 | 4 | 2039-40 | 29 | 1 | 3 | 4 | 2040-41 | 29 | 1 | 3 | 4 | 2041-42 | 29 | 1 | 3 | 4 | 2042-43 | 29 | 1 | 3 | 4 | 2043-44 | 29 | 1 | 3 | 4 | 2044-45 | 29 | 1 | 3 | 4 |
| 2039-40 | 29 | 1 | 3 | 4 | 2040-41 | 29 | 1 | 3 | 4 | 2041-42 | 29 | 1 | 3 | 4 | 2042-43 | 29 | 1 | 3 | 4 | 2043-44 | 29 | 1 | 3 | 4 | 2044-45 | 29 | 1 | 3 | 4 | 2045-46 | 29 | 1 | 3 | 4 |
| 2040-41 | 29 | 1 | 3 | 4 | 2041-42 | 29 | 1 | 3 | 4 | 2042-43 | 29 | 1 | 3 | 4 | 2043-44 | 29 | 1 | 3 | 4 | 2044-45 | 29 | 1 | 3 | 4 | 2045-46 | 29 | 1 | 3 | 4 | 2046-47 | 29 | 1 | 3 | 4 |
| 2041-42 | 29 | 1 | 3 | 4 | 2042-43 | 29 | 1 | 3 | 4 | 2043-44 | 29 | 1 | 3 | 4 | 2044-45 | 29 | 1 | 3 | 4 | 2045-46 | 29 | 1 | 3 | 4 | 2046-47 | 29 | 1 | 3 | 4 | 2047-48 | 29 | 1 | 3 | 4 |
| 2042-43 | 29 | 1 | 3 | 4 | 2043-44 | 29 | 1 | 3 | 4 | 2044-45 | 29 | 1 | 3 | 4 | 2045-46 | 29 | 1 | 3 | 4 | 2046-47 | 29 | 1 | 3 | 4 | 2047-48 | 29 | 1 | 3 | 4 | 2048-49 | 29 | 1 | 3 | 4 |
| 2043-44 | 29 | 1 | 3 | 4 | 2044-45 | 29 | 1 | 3 | 4 | 2045-46 | 29 | 1 | 3 | 4 | 2046-47 | 29 | 1 | 3 | 4 | 2047-48 | 29 | 1 | 3 | 4 | 2048-49 | 29 | 1 | 3 | 4 | 2049-50 | 29 | 1 | 3 | 4 |
| 2044-45 | 29 | 1 | 3 | 4 | 2045-46 | 29 | 1 | 3 | 4 | 2046-47 | 29 | 1 | 3 | 4 | 2047-48 | 29 | 1 | 3 | 4 | 2048-49 | 29 | 1 | 3 | 4 | 2049-50 | 29 | 1 | 3 | 4 | 2050-51 | 29 | 1 | 3 | 4 |
| 2045-46 | 29 | 1 | 3 | 4 | 2046-47 | 29 | 1 | 3 | 4 | 2047-48 | 29 | 1 | 3 | 4 | 2048-49 | 29 | 1 | 3 | 4 | 2049-50 | 29 | 1 | 3 | 4 | 2050-51 | 29 | 1 | 3 | 4 | 2051-52 | 29 | 1 | 3 | 4 |
| 2046-47 | 29 | 1 | 3 | 4 | 2047-48 | 29 | 1 | 3 | 4 | 2048-49 | 29 | 1 | 3 | 4 | 2049-50 | 29 | 1 | 3 | 4 | 2050-51 | 29 | 1 | 3 | 4 | 2051-52 | 29 | 1 | 3 | 4 | 2052-53 | 29 | 1 | 3 | 4 |
| 2047-48 | 29 | 1 | 3 | 4 | 2048-49 | 29 | 1 | 3 | 4 | 2049-50 | 29 | 1 | 3 | 4 | 2050-51 | 29 | 1 | 3 | 4 | 2051-52 | 29 | 1 | 3 | 4 | 2052-53 | 29 | 1 | 3 | 4 | 2053-54 | 29 | 1 | 3 | 4 |
| 2048-49 | 29 | 1 | 3 | 4 | 2049-50 | 29 | 1 | 3 | 4 | 2050-51 | | | | | | | | | | | | | | | | | | | | | | | | |

TOTALS 48 3 10 13

Acquired from New Jersey for a 1994 fourth-round draft pick on May 31, 1994; Claimed off waivers by Washington on November 19, 1997.

| YEAR | GP | G | A | TP | PIM |
|---------|----|---|---|----|-----|
| 2008-09 | 18 | 3 | 3 | 6 | 8 |

Signed as a free agent on July 1, 2008; Traded to Phoenix for D David Hale and LW Todd Fedoruk on July 21, 2009

| | | |
|-----------------|------------|-----------|
| 1996-97 | 63 | 9 |
| 1997-98 | 67 | 8 |
| TOTALS | 232 | 27 |
| PLAYOFFS | GP | G |
| 1995-96 | 6 | 1 |

Selected in the first round,
1994 NHL Entry Draft; Trade

| Left Wing | | #, 24 | PAUL YSEBAERT | | |
|-----------|----|-------|---------------|-----|----|
| A | TP | PIM | YEAR | GP | G |
| 4 | 5 | 44 | 1994-95 | 29 | 8 |
| 9 | 18 | 81 | 1995-96 | 55 | 16 |
| 5 | 14 | 134 | 1996-97 | 39 | 5 |
| 9 | 17 | 132 | 1997-98 | 82 | 13 |
| 27 | 54 | 391 | 1998-99 | 10 | 0 |
| A | TP | PIM | TOTALS | 215 | 42 |
| 0 | 1 | 28 | PLAYOFFS | GP | G |
| | | | 1995-96 | 5 | 0 |

V Todd Warriner
Ottawa for RW
round draft pick (D
02

ALL-TIME GOALTENDING REGISTER

| J.C. BERGERON | | | | | | | | | | | | #30 |
|--|----|-------|------|----|----|-----|----|-----|-------|------|--|-----|
| YEAR | GP | MIN | GAA | W | L | OTL | SO | GA | SA | SPCT | | |
| 1992-93 | 21 | 1,163 | 2.66 | 8 | 10 | 1 | 0 | 71 | 574 | .876 | | |
| 1993-94 | 3 | 134 | 3.13 | 1 | 1 | 1 | 0 | 7 | 69 | .899 | | |
| 1994-95 | 17 | 883 | 3.33 | 3 | 9 | 1 | 1 | 49 | 374 | .869 | | |
| 1995-96 | 12 | 595 | 4.24 | 2 | 6 | 2 | 0 | 42 | 250 | .832 | | |
| TOTALS | 53 | 2,775 | 3.65 | 14 | 26 | 5 | 1 | 169 | 1,267 | .867 | | |
| Acquired from Montreal for G Frederic Chabot on June 18, 1992; Became a free agent on July 1, 1996 | | | | | | | | | | | | |

| ZAC BIERK | | | | | | | | | | | | #1 |
|--|----|-------|------|---|---|-----|----|----|-----|------|--|----|
| YEAR | GP | MIN | GAA | W | L | OTL | SO | GA | SA | SPCT | | |
| 1997-98 | 13 | 433 | 4.16 | 1 | 4 | 1 | 0 | 30 | 210 | .857 | | |
| 1998-99 | 1 | 59 | 2.03 | 0 | 1 | 0 | 0 | 2 | 21 | .905 | | |
| 1999-00 | 12 | 509 | 3.65 | 4 | 4 | 1 | 0 | 31 | 308 | .899 | | |
| TOTALS | 26 | 1,001 | 3.78 | 5 | 9 | 2 | 0 | 63 | 539 | .883 | | |
| Selected in the ninth round, 212th overall, at the 1995 NHL Entry Draft; Selected by Minnesota in the 2000 NHL Expansion Draft | | | | | | | | | | | | |

| BEN BISHOP | | | | | | | | | | | | #30 |
|--|-----|--------|------|-----|----|-----|----|-----|-------|------|--|-----|
| YEAR | GP | MIN | GAA | W | L | OTL | SO | GA | SA | SPCT | | |
| 2012-13 | 9 | 502 | 2.99 | 3 | 4 | 1 | 1 | 25 | 302 | .917 | | |
| 2013-14 | 63 | 3,586 | 2.23 | 37 | 14 | 7 | 5 | 133 | 1,758 | .924 | | |
| 2014-15 | 62 | 3,519 | 2.32 | 40 | 13 | 5 | 4 | 136 | 1,620 | .916 | | |
| 2015-16 | 61 | 3,585 | 2.06 | 35 | 21 | 4 | 6 | 123 | 1,672 | .926 | | |
| 2016-17 | 32 | 1,813 | 2.55 | 16 | 12 | 3 | 1 | 77 | 870 | .911 | | |
| TOTALS | 227 | 13,005 | 2.28 | 131 | 64 | 20 | 17 | 494 | 6,222 | .921 | | |
| PLAYOFFS | GP | MIN | GAA | W | L | SO | GA | SA | SPCT | | | |
| 2014-15 | 25 | 1,459 | 2.18 | 13 | 11 | 3 | 53 | 669 | .921 | | | |
| 2015-16 | 11 | 582 | 1.86 | 8 | 2 | 2 | 18 | 297 | .939 | | | |
| TOTALS | 36 | 2,041 | 2.09 | 21 | 13 | 5 | 71 | 966 | .927 | | | |
| Acquired from Ottawa for C Cory Conacher and a 2013 fourth-round draft pick on April 3, 2013; Traded to Los Angeles, with a 2017 fifth-round draft pick, for G Peter Budaj, D Erik Cernak, a 2017 seventh-round draft pick (traded to Philadelphia) and a 2017 conditional draft pick on February 26, 2017 | | | | | | | | | | | | |

| PETER BUDAJ | | | | | | | | | | | | #31 |
|---|----|-----|------|---|---|-----|----|----|-----|------|--|-----|
| YEAR | GP | MIN | GAA | W | L | OTL | SO | GA | SA | SPCT | | |
| 2016-17 | 7 | 279 | 2.80 | 3 | 1 | 0 | 0 | 13 | 128 | .898 | | |
| 2017-18 | 8 | 430 | 3.76 | 3 | 3 | 1 | 0 | 27 | 217 | .875 | | |
| Acquired from Los Angeles, with D Erik Cernak, a 2017 seventh-round draft pick (traded to Philadelphia) and a 2017 conditional draft pick, for G Ben Bishop and a 2017 fifth-round draft pick; Traded to Los Angeles for C Andy Andreoff on June 13, 2018 | | | | | | | | | | | | |

| SEAN BURKE | | | | | | | | | | | | #1 |
|--|----|-------|------|----|----|-----|----|----|-----|------|--|----|
| YEAR | GP | MIN | GAA | W | L | OTL | SO | GA | SA | SPCT | | |
| 2005-06 | 35 | 1,713 | 2.80 | 14 | 10 | 4 | 2 | 80 | 764 | .895 | | |
| Signed as a free agent on August 9, 2005; Claimed off waivers by Los Angeles on January 18, 2007 | | | | | | | | | | | | |

| SEBASTIEN CARON | | | | | | | | | | | | #35 |
|---|----|-----|------|---|---|-----|----|----|----|------|--|-----|
| YEAR | GP | MIN | GAA | W | L | OTL | SO | GA | SA | SPCT | | |
| 2011-12 | 3 | 135 | 3.11 | 1 | 1 | 0 | 0 | 7 | 57 | .877 | | |
| Signed as a free agent on March 19, 2012; Became a free agent on July 1, 2012 | | | | | | | | | | | | |

| DAN CLOUTIER | | | | | | | | | | | | #39 |
|---|----|-------|------|----|----|-----|----|-----|-------|------|--|-----|
| YEAR | GP | MIN | GAA | W | L | OTL | SO | GA | SA | SPCT | | |
| 1999-00 | 52 | 2,492 | 3.49 | 9 | 30 | 3 | 0 | 145 | 1,258 | .885 | | |
| 2000-01 | 24 | 1,005 | 3.52 | 3 | 13 | 3 | 1 | 59 | 541 | .891 | | |
| TOTALS | 76 | 3,497 | 3.50 | 12 | 43 | 6 | 1 | 204 | 1,799 | .887 | | |
| Acquired from NY Rangers, with RW Niklas Sundstrom, a 2000 first-round draft pick (RW Nikita Alexeev), and a 2000 third-round draft pick (traded to San Jose), for 1999 first-round draft pick on June 26, 1999; Traded to Vancouver for D Adrian Aucoin and a 2001 second-round draft pick (C Alexander Polushin) on February 7, 2001. | | | | | | | | | | | | |

| GERALD COLEMAN | | | | | | | | | | | | #50 |
|---|----|-----|------|---|---|-----|----|----|----|------|--|-----|
| YEAR | GP | MIN | GAA | W | L | OTL | SO | GA | SA | SPCT | | |
| 2005-06 | 2 | 43 | 2.79 | 0 | 0 | 0 | 0 | 2 | 17 | .882 | | |
| Selected in the seventh round, 224th overall, at the 2003 NHL Entry Draft; Traded to Anaheim, with a 2007 first-round draft pick, for D Shane O'Brien and a 2007 third-round draft pick (C Luca Cunti) on February 24, 2007 | | | | | | | | | | | | |

| MARC DENIS | | | | | | | | | | | | #30 |
|------------|----|-------|------|----|----|-----|----|-----|-------|------|--|-----|
| YEAR | GP | MIN | GAA | W | L | OTL | SO | GA | SA | SPCT | | |
| 2006-07 | 44 | 2,353 | 3.19 | 17 | 18 | 2 | 1 | 125 | 1,068 | .883 | | |
| 2007-08 | 10 | 415 | 4.05 | 1 | 5 | 0 | 0 | 28 | 199 | .859 | | |
| TOTALS | 54 | 2,768 | 3.32 | 18 | 23 | 2 | 1 | 153 | 1,267 | .879 | | |

Acquired from Columbus for LW Fredrik Modin and G Fredrik Norrena on June 30, 2006; Contract bought out on June 25, 2008

| CEDRICK DESJARDINS | | | | | | | | | | | | #30 |
|--------------------|----|-----|------|---|---|-----|----|----|-----|------|--|-----|
| YEAR | GP | MIN | GAA | W | L | OTL | SO | GA | SA | SPCT | | |
| 2010-11 | 2 | 121 | 1.00 | 2 | 0 | 0 | 0 | 2 | 63 | .968 | | |
| 2012-13 | 3 | 160 | 3.00 | 0 | 3 | 0 | 0 | 8 | 73 | .890 | | |
| 2013-14 | 1 | 18 | 6.67 | 0 | 1 | 0 | 0 | 2 | 13 | .846 | | |
| TOTALS | 6 | 199 | 3.56 | 2 | 4 | 0 | 0 | 12 | 149 | .901 | | |

Aquired from Montreal for G Karri Ramo on August 16, 2010; Became a free agent on July 1, 2011; Acquired from Montreal for G Dustin Tokarski on February 14, 2013; Became a free agent on July 1, 2014

| LOUIS DOMINGUE | | | | | | | | | | | | #70 |
|--|----|-------|------|----|---|-----|----|-----|-------|------|--|-----|
| YEAR | GP | MIN | GAA | W | L | OTL | SO | GA | SA | SPCT | | |
| 2017-18 | 12 | 686 | 2.89 | 7 | 3 | 1 | 0 | 33 | 384 | .914 | | |
| 2018-19 | 26 | 1,561 | 2.88 | 21 | 5 | 0 | 0 | 75 | 812 | .908 | | |
| TOTALS | 38 | 2,247 | 3.10 | 28 | 8 | 1 | 0 | 108 | 1,196 | .910 | | |
| Acquired from Arizona for G Michael Leighton and F Tye McGinn on November 14, 2017 | | | | | | | | | | | | |

| BRIAN EKLUND | | | | | | | | | | | | #40 |
|---|----|-----|------|---|---|-----|----|----|----|------|--|-----|
| YEAR | GP | MIN | GAA | W | L | OTL | SO | GA | SA | SPCT | | |
| 2005-06 | 1 | 58 | 3.10 | 0 | 1 | 0 | 0 | 3 | 19 | .842 | | |
| Selected in the seventh round, 226th overall, at the 2000 NHL Entry Draft; Traded to Boston for LW Zdenek Batny on February 8, 2006 | | | | | | | | | | | | |

| DAN ELLIS | | | | | | | | | | | | #30 |
|--|----|-------|------|----|---|-----|----|----|-----|------|--|-----|
| YEAR | GP | MIN | GAA | W | L | OTL | SO | GA | SA | SPCT | | |
| 2010-11 | 31 | 1,679 | 2.93 | 13 | 7 | 6 | 2 | 82 | 741 | .889 | | |
| Signed as a free agent on July 1, 2010; Traded to Anaheim for G Curtis McElhinney on February 24, 2011 | | | | | | | | | | | | |

| MARK FITZPATRICK | | | | | | | | | | | | #30 |
|--|----|-------|------|---|----|-----|----|-----|-----|------|--|-----|
| YEAR | GP | MIN | GAA | W | L | OTL | SO | GA | SA | SPCT | | |
| 1997-98 | 34 | 1,938 | 3.16 | 7 | 24 | 1 | 1 | 102 | 975 | .895 | | |
| Acquired from Florida, with RW Jody Hull, for RW Dino Ciccarelli and D Jeff Norton on January 15, 1998; Traded to Chicago, with a 1999 fourth-round draft pick, for D Michal Sykora on July 17, 1998 | | | | | | | | | | | | |

| WADE FLAHERTY | | | | | | | | | | | | #31 |
|--|----|-----|------|---|---|-----|----|----|----|------|--|-----|
| YEAR | GP | MIN | GAA | W | L | OTL | SO | GA | SA | SPCT | | |
| 2000-01 | 2 | 118 | 4.07 | 0 | 2 | 0 | 0 | 8 | 55 | .855 | | |
| Acquired from NY Islanders for a conditional 2001 draft pick on February 16, 2001; Became a free agent on July 1, 2001 | | | | | | | | | | | | |

| MATHIEU GARON | | | | | | | | | | | | #32 |
|---|----|-------|------|----|----|-----|----|-----|-------|------|--|-----|
| YEAR | GP | MIN | GAA | W | L | OTL | SO | GA | SA | SPCT | | |
| 2011-12 | 48 | 2,384 | 2.85 | 23 | 16 | 4 | 1 | 118 | 1,191 | .901 | | |
| 2012-13 | 18 | 910 | 2.90 | 5 | 9 | 2 | 0 | 44 | 427 | .897 | | |
| TOTALS | 66 | 3,294 | 2.86 | 28 | 27 | 6 | 1 | 162 | 1,618 | .900 | | |
| Signed as a free agent on July 1, 2011; Became a free agent on July 5, 2013 | | | | | | | | | | | | |

| JOHN GRAHAME | | | | | | | | | | | | #47 |
|--|-----|-------|------|----|----|-----|----|-----|-------|------|--|-----|
| YEAR | GP | MIN | GAA | W | L | OTL | SO | GA | SA | SPCT | | |
| 2002-03 | 17 | 914 | 2.23 | 6 | 5 | 4 | 2 | 34 | 424 | .920 | | |
| 2003-04 | 29 | 1,688 | 2.06 | 18 | 9 | 1 | 1 | 58 | 664 | .913 | | |
| 2005-06 | 57 | 3,152 | 2.69 | 29 | 22 | 0 | 5 | 161 | 1,450 | .889 | | |
| TOTALS | 103 | 5,754 | 2.63 | 53 | 36 | 5 | 8 | 253 | 2,538 | .900 | | |
| PLAYOFFS | GP | MIN | GAA | W | L | SO | GA | SA | SPCT | | | |
| 2002-03 | 1 | 111 | 1.08 | 0 | 1 | 0 | 2 | 48 | .958 | | | |
| 2003-04 | 1 | 34 | 3.53 | 0 | 0 | 0 | 2 | 17 | .882 | | | |
| 2005-06 | 4 | 188 | 4.79 | 1 | 3 | 0 | 15 | 98 | .847 | | | |
| TOTALS | 6 | 333 | 3.42 | 1 | 4 | 0 | 19 | 163 | .883 | | | |
| Acquired from Boston for a 2004 fourth-round draft pick on January 13, 2003; Became a free agent on July 1, 2006 | | | | | | | | | | | | |

2003; Became a free agent on July 1, 2006

| KRISTERS GUDLEVSKIS | | | | | | | | | | | #37 |
|---------------------|----|-----|------|---|---|-----|----|----|------|------|-----|
| YEAR | GP | MIN | GAA | W | L | OTL | SO | GA | SA | SPCT | |
| 2013-14 | 1 | 60 | 2.00 | 1 | 0 | 0 | 0 | 2 | 38 | .947 | |
| 2015-16 | 1 | 60 | 1.00 | 0 | 0 | 1 | 0 | 1 | 32 | .969 | |
| 2016-17 | 1 | 12 | 0 | 0 | 0 | 0 | 0 | 0 | 3 | 1.00 | |
| TOTALS | 3 | 132 | 1.37 | 1 | 0 | 1 | 0 | 3 | 73 | .959 | |
| PLAYOFFS | GP | MIN | GAA | W | L | SO | GA | SA | SPCT | | |
| 2013-14 | 2 | 40 | 3.00 | 0 | 1 | 0 | 2 | 20 | 2 | .900 | |

Selected in the fifth round, 124th overall, at the 2013 NHL Entry Draft;
Traded to NY Islanders for F Carter Verhaeghe on July 1, 2017

| DWAYNE ROLOSON | | | | | | | | | | | #35, 30 |
|----------------|----|-------|------|----|----|-----|----|-----|-------|------|---------|
| YEAR | GP | MIN | GAA | W | L | OTL | SO | GA | SA | SPCT | |
| 2010-11 | 34 | 1,993 | 2.56 | 18 | 12 | 4 | 4 | 85 | 967 | .912 | |
| 2011-12 | 40 | 2,099 | 3.66 | 13 | 16 | 3 | 1 | 128 | 1,126 | .886 | |
| TOTALS | 74 | 4,092 | 3.12 | 31 | 28 | 7 | 5 | 213 | 2,093 | .898 | |
| PLAYOFFS | GP | MIN | GAA | W | L | OTL | SO | GA | SA | SPCT | |
| 2010-11 | 17 | 982 | 2.51 | 10 | 6 | 1 | 41 | 541 | | .924 | |

Acquired from NY Islanders for D Ty Wishart on January 1, 2011; Became a free agent on July 1, 2012

| COREY SCHWAB | | | | | | | | | | | #32 |
|--------------|----|-------|------|----|----|-----|----|-----|-------|------|-----|
| YEAR | GP | MIN | GAA | W | L | OTL | SO | GA | SA | SPCT | |
| 1996-97 | 31 | 1,462 | 3.04 | 11 | 12 | 1 | 2 | 74 | 719 | .897 | |
| 1997-98 | 16 | 821 | 2.92 | 2 | 9 | 1 | 1 | 40 | 370 | .892 | |
| 1998-99 | 40 | 2,146 | 3.52 | 8 | 25 | 3 | 0 | 126 | 1,152 | .891 | |
| TOTALS | 87 | 4,429 | 3.25 | 21 | 46 | 5 | 3 | 240 | 2,241 | .893 | |

Acquired from New Jersey for G Jeff Reese, a 1996 second-round draft pick, and a 1996 eighth-round draft pick on June 22, 1996; Selected by Atlanta in the 1999 NHL Expansion Draft.

| MIKE SMITH | | | | | | | | | | | #41 |
|------------|-----|-------|------|----|----|-----|----|-----|-------|------|-----|
| YEAR | GP | MIN | GAA | W | L | OTL | SO | GA | SA | SPCT | |
| 2007-08 | 13 | 774 | 2.79 | 3 | 10 | 0 | 1 | 36 | 338 | .893 | |
| 2008-09 | 41 | 2,471 | 2.62 | 14 | 18 | 9 | 2 | 108 | 1,282 | .916 | |
| 2009-10 | 42 | 2,273 | 3.09 | 13 | 18 | 7 | 2 | 117 | 1,165 | .900 | |
| 2010-11 | 22 | 1,203 | 2.90 | 13 | 6 | 1 | 1 | 58 | 576 | .899 | |
| TOTALS | 118 | 6,721 | 2.85 | 43 | 52 | 17 | 6 | 319 | 3,361 | .905 | |
| PLAYOFFS | GP | MIN | GAA | W | L | OTL | SO | GA | SA | SPCT | |
| 2010-11 | 3 | 120 | 1.00 | 1 | 1 | 0 | 2 | 48 | 58 | .958 | |

| | | | | | | | | | | | |
|--|-----------|------------|------------|----------|----------|------------|-----------|-----------|-----------|-------------|------------|
| fourth-round draft pick (traded to Minnesota), for C Brad Richards and C Johan Holmqvist on February 26, 2008; Became a free agent on July 1, 2011 | | | | | | | | | | | |
| RICK TABARACCI | | | | | | | | | | | |
| YEAR | GP | MIN | GAA | W | L | OTL | SO | GA | SA | SPCT | #31 |
| 1996-97 | 55 | 3,012 | 2.75 | 20 | 25 | 6 | 4 | 138 | 1,415 | .902 | |
| Acquired from Calgary for C Aaron Gavey on November 19, 1996; Traded to Calgary for a 1998 fourth-round draft pick (LW Eric Beaudoin) on June 21, 1997 | | | | | | | | | | | |

| DUSTIN TOKARSKI | | | | | | | | | | | #40 |
|-----------------|----|-----|------|---|---|-----|----|----|-----|------|-----|
| YEAR | GP | MIN | GAA | W | L | OTL | SO | GA | SA | SPCT | |
| 2009-10 | 2 | 44 | 4.09 | 0 | 0 | 0 | 0 | 3 | 16 | .813 | |
| 2011-12 | 5 | 244 | 3.44 | 1 | 3 | 1 | 0 | 14 | 116 | .879 | |
| TOTALS | 7 | 288 | 3.54 | 1 | 3 | 1 | 0 | 17 | 132 | .871 | |

Selected in the fifth round, 122nd overall, at the 2008 NHL Entry Draft;
Traded to Montreal for G Cedrick Desjardins on February 14, 2013

| ANDREI VASILEVSKIY | | | | | | | | | | | | #88 |
|--------------------|------------|---------------|-------------|------------|-----------|-----------|-----------|------------|--------------|-------------|--|-----|
| YEAR | GP | MIN | GAA | W | L | OTL | SO | GA | SA | SPCT | | |
| 2014-15 | 16 | 864 | 2.36 | 7 | 5 | 1 | 1 | 34 | 415 | .893 | | |
| 2015-16 | 24 | 1,259 | 2.76 | 11 | 10 | 0 | 1 | 58 | 646 | .910 | | |
| 2016-17 | 50 | 2,832 | 2.61 | 23 | 17 | 7 | 2 | 123 | 1,480 | .917 | | |
| 2017-18 | 65 | 3,825 | 2.62 | 44 | 17 | 3 | 8 | 167 | 2,075 | .919 | | |
| 2018-19 | 53 | 3,204 | 2.40 | 39 | 10 | 4 | 6 | 128 | 1,585 | .925 | | |
| TOTALS | 208 | 11,983 | 2.55 | 124 | 59 | 15 | 18 | 510 | 6,329 | .919 | | |
| PLAYOFFS | GP | MIN | GAA | W | L | OTL | SO | GA | SA | SPCT | | |
| 2014-15 | 4 | 113 | 3.19 | 1 | 1 | 0 | 6 | 57 | .895 | | | |
| 2015-16 | 8 | 434 | 2.76 | 3 | 4 | 0 | 20 | 267 | .925 | | | |
| 2017-18 | 17 | 999 | 2.58 | 11 | 6 | 0 | 43 | 524 | .918 | | | |
| 2018-19 | 4 | 236 | 3.83 | 0 | 4 | 0 | 15 | 104 | .856 | | | |
| TOTALS | 33 | 1,782 | 2.83 | 15 | 15 | 0 | 84 | 952 | .912 | | | |

Selected in the first round, 19th overall, at the 2012 NHL Entry Draft

| ANDREI VASILEVSKIY | | | | | | | | | | | #88 |
|--------------------|-----|--------|------|-----|----|-----|----|-----|-------|------|-----|
| YEAR | GP | MIN | GAA | W | L | OTL | SO | GA | SA | SPCT | |
| 2014-15 | 16 | 864 | 2.36 | 7 | 5 | 1 | 1 | 34 | 415 | .893 | |
| 2015-16 | 24 | 1,259 | 2.76 | 11 | 10 | 0 | 1 | 58 | 646 | .910 | |
| 2016-17 | 50 | 2,832 | 2.61 | 23 | 17 | 2 | 2 | 123 | 1,480 | .917 | |
| 2017-18 | 65 | 3,825 | 2.62 | 44 | 17 | 3 | 8 | 167 | 2,075 | .919 | |
| 2018-19 | 53 | 3,204 | 2.40 | 39 | 10 | 4 | 6 | 128 | 1,585 | .925 | |
| TOTALS | 208 | 11,983 | 2.55 | 124 | 59 | 15 | 18 | 510 | 6,329 | .919 | |
| PLAYOFFS | GP | MIN | GAA | W | L | OTL | SO | GA | SA | SPCT | |
| 2014-15 | 4 | 113 | 3.19 | 1 | 1 | 0 | 0 | 6 | 57 | .895 | |
| 2015-16 | 8 | 434 | 2.76 | 3 | 4 | 0 | 20 | 267 | 267 | .925 | |
| 2017-18 | 17 | 999 | 2.58 | 11 | 6 | 0 | 43 | 524 | 924 | .918 | |
| 2018-19 | 4 | 236 | 3.83 | 0 | 4 | 0 | 15 | 104 | 104 | .856 | |
| TOTALS | 33 | 1,782 | 2.83 | 15 | 15 | 0 | 84 | 952 | 952 | .912 | |

Selected in the first round, 19th overall, at the 2012 NHL Entry Draft

| KEVIN VEEKES | | | | | | | | | | | #80 |
|--------------|----|-------|------|----|----|-----|----|-----|-------|------|-----|
| YEAR | GP | MIN | GAA | W | L | OTL | SO | GA | SA | SPCT | |
| 2000-01 | 61 | 3,318 | 3.74 | 20 | 33 | 3 | 4 | 177 | 1,742 | .898 | |
| 2001-02 | 19 | 830 | 2.89 | 3 | 9 | 0 | 2 | 40 | 470 | .915 | |
| TOTALS | 80 | 4,208 | 3.09 | 23 | 42 | 3 | 6 | 217 | 2,212 | .902 | |

Acquired from NY Islanders, with D Kristian Kudroc; and a 2001 second-round draft pick (traded to Phoenix), for a 2000 first-round draft pick, a 2000 fourth-round draft pick, and a 2000 seventh-round draft pick on June 24, 2000; Traded to Carolina for LW Chris D'Amico and RW Shane Willis on March 5, 2002

| DEREK WILKINSON | | | | | | | | | | | #35 |
|-----------------|----|-----|------|---|----|-----|----|----|-----|------|-----|
| YEAR | GP | MIN | GAA | W | L | OTL | SO | GA | SA | SPCT | |
| 1995-96 | 4 | 200 | 4.50 | 0 | 3 | 0 | 0 | 15 | 105 | .857 | |
| 1996-97 | 5 | 169 | 4.26 | 0 | 2 | 1 | 0 | 12 | 72 | .833 | |
| 1997-98 | 8 | 311 | 3.28 | 2 | 4 | 1 | 0 | 17 | 148 | .885 | |
| 1998-99 | 5 | 253 | 3.08 | 1 | 3 | 1 | 0 | 13 | 129 | .899 | |
| TOTALS | 22 | 933 | 3.67 | 3 | 12 | 3 | 0 | 57 | 454 | .874 | |

Selected in the seventh-round, 145th overall, at the 1992 NHL Entry Draft;
Became a free agent on July 1, 1999

YOUNGEST & OLDEST PLAYERS

YOUNGEST

| RANK | PLAYER | POS | BIRTHDATE | FIRST GAME | AGE |
|------|--------------------|-----|------------------|---------------|--------------------------|
| 1. | Chris Gratton | C | July 5, 1975 | Oct. 6, 1993 | 18 yrs., 3 mos., 1 day |
| 2. | Vincent Lecavalier | C | April 21, 1980 | Oct. 9, 1998 | 18 yrs., 5 mos., 18 days |
| 3. | Roman Hamrlík | D | April 12, 1974 | Oct. 7, 1992 | 18 yrs., 5 mos., 25 days |
| 4. | Steven Stamkos | C | February 7, 1990 | Oct. 4, 2008 | 18 yrs., 8 mos., 27 days |
| 5. | Jason Wiemer | LW | April 14, 1976 | Jan. 20, 1995 | 18 yrs., 9 mos., 6 days |

OLDEST

| RANK | PLAYER | POS | BIRTHDATE | LAST GAME | AGE |
|------|------------------|-----|------------------|-----------------|--------------------------|
| 1. | Gary Roberts | LW | May 23, 1966 | March 1, 2009 | 42 yrs., 9 mos., 28 days |
| 2. | Dwayne Roloson | G | Oct. 12, 1969 | April 7, 2012 | 42 yrs., 5 mos., 26 days |
| 3. | Dave Andreychuk | LW | Sept. 29, 1963 | January 7, 2006 | 42 yrs., 3 mos., 8 days |
| 4. | Mark Recchi | RW | February 1, 1968 | March 1, 2009 | 41 yrs., 1 mon. |
| 5. | Sami Salo | D | Sept. 2, 1974 | April 18, 2014 | 40 yrs., 7 mos., 16 days |
| 6. | Kjell Samuelsson | D | Oct. 18, 1958 | April 16, 1999 | 40 yrs., 5 mos., 28 days |

TEAM FIRSTS

| | |
|---------------------------------|--|
| Game | October 7, 1992 vs Chicago |
| Victory | October 7, 1992 vs Chicago 7-3 |
| Home Victory | October 7, 1992 vs Chicago 7-3 |
| Road Victory | October 13, 1992 vs St. Louis 2-1 |
| Tie | October 11, 1992 at Chicago 4-4 |
| Home Tie | January 24, 1993 vs Minnesota 2-2 |
| Road Tie | October 11, 1992 at Chicago 4-4 |
| Defeat | October 10, 1992 vs Minnesota 2-1 |
| Home Defeat | October 22, 1992 vs Toronto 5-2 |
| Road Defeat | October 10, 1992 vs Minnesota 2-1 |
| Shutout | November 13, 1992 vs Ottawa 1-0 |
| Shutout Against | December 18, 1992 vs New Jersey 2-0 |
| Shot on Goal | Stan Drulia at 1:44 of 1st period, October 7, 1992 vs Chicago |
| Shot on Goal Against | Chris Chelios at: 20 of 1st period, October 7, 1992 vs Chicago |
| Goal | Chris Kontos at 4:43 of 1st period, October 7, 1992 vs Chicago |
| Goal Against | Cam Russell at 13:19 of 1st period, October 7, 1992 vs Chicago |
| Assist | Rob Zamuner and Adam Creighton at 4:43 of 1st period, October 7, 1992 vs Chicago |
| Assist Against | Ed Belfour at 13:19 of 1st period, October 7, 1992 vs Chicago |
| Power Play Goal | Chris Kontos at 4:43 of 1st period, October 7, 1992 vs Chicago |
| Power Play Goal Against | Steve Larmer at 7:49 of 1st period, October 11, 1992 at Chicago |
| Shorthanded Goal | Mikael Andersson at 8:18 of 2nd period , October 15, 1992 vs Toronto |
| Shorthanded Goal Against | Gary Suter at 2:18 of 2nd period, November 14, 1992 vs Calgary |

AMALIE ARENA FIRSTS

| | |
|----------------------------------|--|
| Game | October 20, 1996 vs NY Rangers |
| Victory | October 20, 1996 vs NY Rangers 5-2 |
| Tie | October 29, 1996 vs Chicago 2-2 |
| Defeat | October 24, 1996 vs Ottawa 5-2 |
| Shutout | November 19, 1996 vs Los Angeles 3-0 |
| Shutout Against | November 27, 1996 vs Buffalo 3-0 |
| Goal | Brian Bradley at 11:46 of 1st period, October 20, 1996 vs NY Rangers |
| Goal Against | Wayne Gretzky at 13:45 of 1st period, October 20, 1996 vs NY Rangers |
| Assist | Rob Zamuner at 11:46 of 1st period, October 20, 1996 vs NY Rangers |
| Assist Against | Niklas Sundstrom at 13:45 of 1st period, October 20, 1996 vs NY Rangers |
| Power Play Goal | Roman Hamrlík at 18:20 of 2nd period, October 20, 1996 vs NY Rangers |
| Power Play Goal Against | Daniel Goneau at 4:32 of 3rd period, October 20, 1996 vs NY Rangers |
| Shorthanded Goal | Rob Zamuner at 18:57 of 2nd period, November 19, 1996 vs Los Angeles Kings |
| Shorthanded Goal Against | Steve Duchesne at 12:50 of 2nd period, October 24, 1996 vs Ottawa |
| Game-Winning Goal | Alex Selivanov at: 55 of 2nd period, October 20, 1996 vs NY Rangers |
| Game-Winning Goal Against | Steve Duchesne at 12:50 of 2nd period, October 24, 1996 vs Ottawa |
| Game-Tying Goal | John Cullen at 19:16 of 3rd period, November 8, 1996 vs Pittsburgh |

| | |
|--|--|
| Game-Winning Goal | Ken Hodge at 14:09 of 1st period, October 7, 1992 vs Chicago |
| Game-Winning Goal Against | Neal Broten at: 13 of 2nd period, October 10, 1992 vs Minnesota |
| Game-Tying Goal | Brian Bradley at 15:47 of 3rd period, October 11, 1992 at Chicago |
| Game-Tying Goal Against | Calle Johansson at 12:10 of 3rd period, November 6, 1992 at Washington |
| Empty-Net Goal | Brian Bradley at 19:12 of 3rd period, October 13, 1992 at St. Louis |
| Empty-Net Goal Against | Gary Roberts at 19:36 of 3rd period, November 14, 1992 vs Calgary |
| Hat Trick | Chris Kontos, October 7, 1992 vs Chicago (4-0-4) |
| Hat Trick Against | Evgeny Davydov, November 17, 1992 vs Winnipeg (3-0-3) |
| Overtime Goal | Doug Crossman at 1:16 of OT, November 7, 1992 at NY Islanders |
| Overtime Goal Against | Bob Sweeney at 2:30 of OT, October 16, 1992 at Buffalo |
| Shootout Victory | November 23, 2005 at Washington, 4-3 |
| Shootout Defeat | October 13, 2005 vs. Buffalo, 3-2 |
| Penalty | Mike Hartman (Interference) at 2:28 of 1st period, October 7, 1992 vs Chicago |
| Power Play Attempt | 2:57 of 1st period, October 7, 1992 vs Chicago (high-sticking on Steve Larmer) |
| Penalty Shot | Brian Bradley, October 22, 1992 vs Toronto (unsuccessful) |
| Penalty Shot Against | Pierre Turgeon, November 7, 1992 at NY Islanders (successful) |
| Successful Penalty Shot | Mikael Andersson, December 15, 1992 at Los Angeles |
| Successful Penalty Shot Against | Pierre Turgeon, November 7, 1992 at NY Islanders |
| Starting Lineup | Mikael Andersson, Adam Creighton, Chris Kontos, Rob Ramage, Peter Taglianetti, Wendell Young |

| | |
|--|--|
| Game-Tying Goal Against | Eric Weinrich at 6:50 of 3rd period, October 29, 1996 vs Chicago |
| Empty-Net Goal | Roman Hamrlík at 19:30 of 3rd period, December 31, 1996 vs NY Rangers |
| Empty-Net Goal Against | Alexei Yashin at 19:42 of 3rd period, October 24, 1996 vs Ottawa |
| Hat Trick | Dino Ciccarelli, November 8, 1996 vs Pittsburgh |
| Hat Trick Against | John LeClair, October 16, 1998 vs Philadelphia |
| Overtime Goal | Bill Houlder at 2:02 of OT, January 21, 1997 vs Colorado |
| Overtime Goal Against | Kelly Miller at 3:32 of OT, January 21, 1998 vs Washington |
| Penalty Kill | Roman Hamrlík (holding the stick) at 7:58 of 1st period, October 20, 1996 vs NY Rangers |
| Power Play Attempt | 1:35 of 1st period, October 20, 1996 vs Rangers (goaltender interference on Pat Flatley) |
| Penalty Shot | Rob Zamuner, January 11, 1997 vs Islanders (successful) |
| Penalty Shot Against | Steve Heinze, December 17, 1997 vs Boston (unsuccessful) |
| Successful Penalty Shot | Rob Zamuner, January 11, 1997 vs NY Islanders |
| Successful Penalty Shot Against | Robert Reichel, January 14, 1998 vs NY Islanders |
| Starting Lineup | Mikael Andersson, Brian Bradley, Roman Hamrlík, Rudy Poeschek, Cory Schwab, Rob Zamuner |



TEAM HISTORY

| | |
|-----------------------|---|
| May 1, 1990 | Phil Esposito announces his intention to vie for an NHL franchise in Tampa Bay. |
| Sept. 12, 1990 | Esposito announces that the franchise, if awarded, will be called the Tampa Bay Lightning. |
| Sept. 19, 1990 | In an exhibition game sponsored by Esposito and the Tampa Bay Hockey Group, a crowd of 25,581 – at that time, the largest to ever see an NHL game – watches the Pittsburgh Penguins skate to a 5-3 victory against Wayne Gretzky and the Los Angeles Kings at the Florida Suncoast Dome (now Tropicana Field). |
| Nov. 1, 1990 | NHL representatives make their first official visit to Tampa Bay and give the area positive reviews. |
| Dec. 6, 1990 | NHL President John A. Ziegler announces that Tampa Bay and Ottawa have been awarded conditional franchises, to begin play in 1992-93. |
| Mar. 25, 1991 | The Lightning unveil the team's colors (black, blue, silver & white) and logos. |
| Apr. 4, 1991 | Tony Esposito is hired as director of hockey operations. |
| June 4, 1991 | At a news conference, the Lightning's home and road uniforms are unveiled. |
| Sept. 19, 1991 | The Lightning receive approval for a restructured partnership with Lightning, Partners, Inc. (owned by Kokusai Green Co., Ltd.) assuming the role of general partner. |
| Dec. 16, 1991 | The NHL grants permanent membership status to the Lightning and Ottawa Senators. |
| Jan. 9, 1991 | The NHL announces the Lightning will play their inaugural season as members of the Norris Division of the Clarence Campbell Conference. |
| Apr. 22, 1992 | The Lightning sign an agreement with the Florida State Fair grounds to have Expo Hall serve as the team's inaugural season home. |
| Apr. 23, 1992 | Terry Crisp is named the first head coach in franchise history. |
| June 18, 1992 | Goaltender Wendell Young is selected from the Pittsburgh Penguins with the first pick in the NHL Expansion Draft. The Lightning and Senators each select 21 players in the draft. Phil Esposito also completes the first trade in franchise history, sending goaltender Frederic Chabot (selected in the expansion draft from Montreal) back to the Canadiens for goaltender J.C. Bergeron. |
| June 20, 1992 | The Lightning select Czech defenseman Roman Hamrlik first overall in the 1992 NHL Entry Draft at Montreal. |
| June 29, 1992 | Forward Mikael Andersson of the Hartford Whalers becomes the Lightning's first free agent signee. |
| Sept. 12, 1992 | The Lightning's first training camp opens at the Lakeland Civic Center in Lakeland, Florida. |
| Sept. 18, 1992 | The Lightning tie the Minnesota North Stars, 4-4, in their first preseason game at Expo Hall. Brian Bradley scores the first goal 23 seconds in. |
| Sept. 23, 1992 | Goaltender Manon Rheaume makes history by becoming the first woman to play in one of the four major professional sports leagues when she starts against St. Louis in a preseason game. |
| Oct. 7, 1992 | The Lightning open their first season with a 7-3 victory against the Chicago Blackhawks before sellout crowd of 10,425 at Expo Hall. Chris Kontos scores four goals in the victory. |
| Oct. 13, 1992 | The Lightning earn their first road victory, 2-1, at St. Louis. |
| Nov. 7, 1992 | The Lightning's first overtime victory occurs at the New York Islanders as defenseman Doug Crossman records three goals (including the overtime winner) and three assists in the 6-5 win. |
| Feb. 6, 1993 | Brian Bradley skates in the 44th NHL All-Star Game in Montreal, becoming the first All-Star in club history. |
| Mar. 16, 1993 | Brian Bradley sets the NHL Expansion record for goals in one season for a non-WHA club when he nets his 39th against Hartford at Expo Hall. |

| | |
|----------------------|---|
| Apr. 1, 1993 | The NHL announces a geographical realignment that will move the Lightning to the Atlantic Division of the Eastern Conference beginning the 1993-94 season. |
| July 20, 1993 | The Lightning and the city of St. Petersburg announce a two-year agreement for the team to play at the Florida Suncoast Dome (later renamed the ThunderDome). |
| Oct. 9, 1993 | The Lightning set a NHL single-game attendance mark when 27,227 fans attend the first regular-season game at the ThunderDome vs. Florida. |
| Oct. 20, 1993 | Wayne Gretzky skates against his younger brother, Brent, for the first time as the Lightning play host to the Los Angeles Kings at the ThunderDome. |
| Aug. 10, 1995 | Final bond financing is completed to secure funding for the Tampa Bay Arena, which will house the Lightning beginning in 1996-97. |
| Oct. 4, 1995 | Paul Ysebaert is named the first captain in club history. |
| Mar. 5, 1996 | The Lightning earn their 100th franchise victory, 2-0, against the Chicago Blackhawks. |
| Apr. 13, 1996 | The Lightning clinch their first Stanley Cup Playoff berth as New Jersey is eliminated from contention with a 4-2 loss against Ottawa. |
| Apr. 16, 1996 | The Lightning appear in their first Stanley Cup Playoff game, losing 7-3 at Philadelphia in Game One of the Eastern Conference Quarter-Finals. |
| Apr. 18, 1996 | Brian Bellows scores in overtime as the Lightning claim their first Stanley Cup Playoff victory, 2-1, at Philadelphia. |
| Apr. 21, 1996 | Alex Selivanov scores in overtime against the Flyers to give the Lightning their first home Stanley Cup Playoff victory before a playoff-record crowd of 25,945. |
| Apr. 23, 1996 | The Lightning set an all-time NHL attendance record as 28,183 fans pack the ThunderDome for Game Four of the Eastern Conference Quarter-Finals vs. Philadelphia. |
| Oct. 20, 1996 | The Lightning open their new home in downtown Tampa – the Ice Palace Arena – with a 5-2 victory against the New York Rangers. Brian Bradley scores the first goal at 11:46 of the first period. |
| Oct. 21, 1996 | The Lightning are selected as host for the 1999 NHL All-Star Game, to be held at the Ice Palace Arena. |
| Jan. 18, 1997 | Right wing Dino Ciccarelli starts in the 1997 NHL All-Star Game at San Jose and records the first Lightning All-Star point, an assist. |
| Mar. 4, 1997 | Dino Ciccarelli nets the 1,000th goal in Lightning history in the first period of a 6-3 victory at the New York Islanders. |
| June 26, 1997 | The NHL announces a geographical realignment that will move the Lightning to the Southeast Division of the Eastern Conference beginning the 1998-99 season. |
| Nov. 12, 1997 | Jacques Demers is named the second head coach in Lightning history. |
| Nov. 19, 1997 | Mikael Renberg is named the second captain in Lightning history. |
| May 18, 1998 | The Lightning enter into a purchase agreement with Art Williams. |
| June 27, 1998 | Vincent Lecavalier is selected first overall at the 1998 NHL Entry Draft in Buffalo, NY. |
| July 14, 1998 | Art Williams becomes the second owner in franchise history. |
| Oct. 9, 1998 | Rob Zamuner is named the third captain in team history. |
| Oct. 13, 1998 | Jacques Demers is named the second general manager in Lightning history. |
| Jan. 24, 1999 | The Lightning play host to the 49th NHL All-Star Game at the Ice Palace. |
| Mar. 3, 1999 | The Lightning enter into a purchase agreement with Palace Sports & Entertainment, Inc. of Auburn Hills, Michigan. |

| | |
|-----------------------|---|
| June 25, 1999 | John Cullen becomes the Lightning's first major awardwinner when he is presented with the Bill Masterton Memorial Trophy for his dedication and perseverance to hockey following a life-threatening bout with non-Hodgkin's lymphoma. |
| June 28, 1999 | Palace Sports & Entertainment becomes the third owner in franchise history. Rick Dudley is named vice president of hockey operations and general manager. |
| July 14, 1999 | Steve Ludzik becomes the third head coach in Lightning history. |
| Sept. 28, 1999 | Bill Houlder is named the fourth captain in team history. |
| Nov. 12, 1999 | Chris Gratton is named the fifth captain in team history. |
| Mar. 10, 2000 | Vincent Lecavalier, 19, is named the sixth captain in team history, the youngest full-time captain in NHL history. (19 yrs., 10 mos., 18 days). |
| Jan. 6, 2001 | John Tortorella becomes the fourth head coach in Lightning history. |
| Feb. 4, 2001 | Fredrik Modin, who one day earlier won the NHL's Hardest Shot Competition, skates in the 2001 NHL All-Star Game at Denver and records four assists, one shy of the NHL All-Star Game record. |
| May 29, 2001 | Entered a minor league affiliation agreement with the Springfield Falcons of the American Hockey League. (AHL). |
| June 12, 2001 | Entered a minor league affiliation agreement with the Pensacola Ice Pilots of the East Coast Hockey League (ECHL). |
| Feb. 2, 2002 | Nikolai Khabibulin became the first Lightning goaltender to compete in the NHL All-Star Game. Khabibulin was the game's winning netminder after he stopped all 20 shots he faced for a scoreless third period in the World Team's 8-5 come-from-behind victory. |
| Feb. 10, 2002 | Jay Feaster is named General Manager. |
| Mar. 1, 2002 | The Lightning set a new Ice Palace attendance record of 20,914 in a 3-4 overtime loss to the Detroit Red Wings. |
| Sept. 3, 2002 | The Lightning and newspaper outlet St. Petersburg Times agree to a 12-year deal to rename the Ice Palace Arena to the St. Pete Times Forum. |
| Sept. 11, 2002 | Dave Andreychuk is named seventh captain in team history. |
| Feb. 2, 2003 | Nikolai Khabibulin, Vincent Lecavalier & Martin St. Louis became the first multiple Lightning representatives in an NHL All-Star Game when they suited up for the Eastern Conference at the Office Depot Center in Sunrise. |
| Mar. 24, 2003 | The Lightning clinch their second Stanley Cup Playoff berth in franchise history with a 4-1 win at San Jose. |
| Apr. 3, 2003 | The Lightning clinch their first Southeast Division title when Washington loses to Ottawa, 5-1. |
| Apr. 20, 2003 | The Lightning win their first Stanley Cup Playoff series with a 2-1 victory at Washington on Martin St. Louis' goal in the third overtime. Tampa Bay wins the series, four games to two. |
| June 24, 2003 | Entered a minor league affiliation agreement with the Hershey Bears of the American Hockey League. (AHL). |
| Aug. 1, 2003 | Entered a minor league affiliation agreement with the Hamilton Bulldogs of the American Hockey League. (AHL). |
| Apr. 1, 2004 | Lightning clinch their first-ever Eastern Conference number-one seed with a 4-3 win over the Florida Panthers. |
| Apr. 16, 2004 | The Lightning win their first-ever playoff series at home in Game 5 of the 2004 Eastern Conference Quarterfinals in a 3-2 win vs. NY Islanders on Martin St. Louis' overtime goal. |

| | |
|-----------------------|--|
| Apr. 29, 2004 | Tampa Bay advanced to the Eastern Conference Finals for the first time with a 3-1 victory over the Montreal Canadiens. It was also the first time in franchise history the Lightning swept an opponent in the playoffs. |
| May 8, 2004 | The Lightning played its first Eastern Conference Championship game in franchise history, defeating the Philadelphia Flyers 3-1. |
| May 22, 2004 | Tampa Bay advanced to the Stanley Cup Finals for the first time in team history after downing Philadelphia 2-1 in Game 7 of the Eastern Conference Finals. |
| June 3, 2004 | Tampa Bay sets a new attendance record at the St. Pete Times Forum when 22,426 fans filled the building to watch a 3-2 Calgary win in Game 5 of the Stanley Cup Final. |
| June 7, 2004 | The Lightning won their first Stanley Cup in franchise history with a 2-1 victory in Game 7 vs. Calgary. Brad Richards was awarded the Conn Smythe Trophy as playoff MVP. |
| June 10, 2004 | Martin St. Louis becomes the first player in franchise history to win the Hart Trophy as NHL MVP and the Art Ross Trophy as the NHL's leading point scorer. John Tortorella (Jack Adams) and Brad Richards (Lady Byng) also won NHL Awards for the first time. |
| June 26, 2005 | Signed Executive VP and General Manager Jay Feaster and Head Coach John Tortorella to long-term contract extensions. |
| July 29, 2005 | Named Claude Lusselle to the position of Assistant General Manager. |
| Oct. 5, 2005 | The Lightning open the 2005-06 regular season raising their 2004 Stanley Cup championship banner in a 5-2 win vs. Carolina. |
| Apr. 17, 2006 | Tampa Bay clinched their third consecutive playoff berth with a Washington win against Atlanta. |
| May 22, 2006 | Named Steve Stirling the Head Coach of their top affiliate, the Springfield Falcons (AHL). |
| July 31, 2006 | Named Ryan Belec the Vice President of Hockey Operations for their ECHL affiliate Johnstown Chiefs. |
| Sept. 5, 2006 | Named William "Mic" Midderhoff to the position of Assistant Equipment Manager. |
| Sept. 6, 2006 | Tim Taylor is named the eighth captain in franchise history. |
| Sept. 28, 2006 | Dave Andreychuk joins Lightning front office as Community Representative. |
| Oct. 5, 2006 | St. Pete Times Forum Celebrates 10th anniversary at Lightning home opener. |
| Jan. 20, 2007 | Executive Vice President and General Manager Jay Feaster becomes the all-time winningest general manager in franchise history with his 158th victory, surpassing Phil Esposito. |
| Mar. 29, 2007 | Entered into a minor league affiliation agreement with the AHL's Norfolk Admirals. |
| Apr. 5, 2007 | Clinched their fourth consecutive playoff berth with Toronto and Montreal losses. |
| May 31, 2007 | Mike Sullivan named Assistant Coach. |
| June 7, 2007 | Entered into a minor league affiliation agreement with the ECHL's Mississippi Sea Wolves. |
| June 14, 2007 | Vincent Lecavalier becomes the first player in franchise history to win the Maurice "Rocket" Richard Trophy with 52 goals in the regular season. |
| Aug. 7, 2007 | Absolute Hockey Enterprises enters into a purchase agreement with Palace Sports & Entertainment to buy the Tampa Bay Lightning, the lease-holding rights to the St. Pete Times Forum and 5.5 acres of land surrounding the building. |
| Aug. 25, 2007 | The Lightning unveil a new modified logo and jersey system with the same inaugural colors. |
| Jan. 24, 2008 | Head Coach John Tortorella becomes the all-time leader in games coached among American-born coaches with his 507th, a 4-8 loss to Ottawa. |



Feb. 12, 2008 Jay Feaster earns his 200th career win as general manager of the Lightning, a 3-2 victory against Montreal.

Feb. 13, 2008 OK Hockey LLC enters into a purchase agreement with Palace Sports & Entertainment to buy the Tampa Bay Lightning, the lease-holding rights to the St. Pete Times Forum and 5.5 acres of land surrounding the building.

Mar. 11, 2008 Head Coach John Tortorella surpasses 'Badger' Bob Johnson as the all-time wins leader among American-born coaches with his 235th, an 8-4 win against the New York Islanders.

Mar. 28, 2008 John Tortorella named head coach for Team USA at the 2008 World Championships in Canada.

Mar. 31, 2008 Played in the 600th home game in franchise history, a 2-0 loss to Atlanta.

Apr. 4, 2008 Assistant Coach Mike Sullivan named as assistant for Team USA at the 2008 World Championships in Canada.

Apr. 7, 2008 Lightning win draft lottery and retain the first overall pick at the 2008 NHL Entry Draft, the third time in franchise history they held the first overall selection.

Apr. 28, 2008 Lightning's Jeff Halpern named captain of Team USA at 2008 World Championship in Canada.

June 3, 2008 Lightning announce John Tortorella will not return as head coach for the 2008-09 season.

June 18, 2008 Sale of the Lightning, the lease-holding rights and 5.5 acres of land to OK Hockey approved by the NHL's Board of Governors.

June 20, 2008 Steven Stamkos is selected first overall at the 2008 NHL Entry Draft in Ottawa, ON.

June 24, 2008 Lightning name Barry Melrose the sixth coach in franchise history.

June 25, 2008 Brian Lawton named Vice President of Hockey Operations.

July 3, 2008 Purchase of the Lightning by OK Hockey from Palace Sports and Entertainment closes.

July 9, 2008 Named Tom Kurvers to the position of co-assistant general manager, Jim Hammett to the position of director of player personnel and Greg Malone to the position of head professional scout. Lightning name Rick Tocchet, Wes Walz and Cap Raeder as assistant coaches.

July 11, 2008 Executive vice president and general manager Jay Feaster resigns.

July 17, 2008 Mike Vernon named to the position of special assistant to the vice president of hockey operations.

July 22, 2008 Named Mike Butters General Manager of the Norfolk Admirals.

July 24, 2008 Entered into affiliation agreement with the ECHL's Augusta Lynx.

Aug. 22, 2008 Ron Campbell assumes role of Senior Advisor to the Ownership group.

Sept. 18, 2008 Named Vincent Lecavalier team captain.

Oct. 22, 2008 Named Brian Lawton Executive Vice President and General Manager.

Nov. 5, 2008 COO Sean Henry resigns.

Nov. 14, 2008 Head Coach Barry Melrose relieved of his duties; Rick Tocchet named Interim Head Coach.

Nov. 23, 2008 Lightning debut new blue third jersey vs. New Jersey.

Nov. 25, 2008 Mike Sullivan returns to team as Associate Coach.

Jan. 21, 2009 Sean Henry named business consultant for Lightning and St. Pete Times Forum.

May 11, 2009 Rick Tocchet named seventh coach in franchise history.

July 29, 2009 Hired Rick Wilson as associate coach.

Aug. 17, 2009 Entered into affiliation agreement with CHL's Colorado Eagles.

Oct. 2, 2009 Hired Adam Oates as Assistant Coach, named Imran Khan Assistant General Manager/Strategic Planning and Liz Sylvia Manager of Hockey Administration.

Feb. 5, 2010 Tampa Bay Sports & Entertainment LLC, owned by Jeff Vinik, executes an agreement to purchase the Tampa Bay Lightning, the company which operates the St. Pete Times Forum and two parcels of adjacent land.

Feb. 24, 2010 Named Jim Johnson Assistant Coach and relieved Wes Walz from the position of Assistant Coach.

Mar. 3, 2010 Tampa Bay Sports and Entertainment LLC closes on purchase agreement for the Tampa Bay Lightning, the lease to the St. Pete Times Forum and adjacent real estate, becoming the fifth owner in franchise history.

Apr. 3, 2010 Assign Assistant Coach Jim Johnson to Norfolk of the American Hockey League as Head Coach.

Apr. 12, 2010 Executive Vice President and General Manager Brian Lawton and Head Coach Rick Tocchet relieved of their duties.

May 25, 2010 Steve Yzerman named to the position of Vice President, General Manager and Alternate Governor.

June 8, 2010 Added Pat Verbeek to professional scouting staff.

June 10, 2010 Named Guy Boucher the seventh head coach in franchise history.

June 23, 2010 Steven Stamkos co-wins the Maurice "Rocket" Richard Trophy with 51 goals in the regular season; Martin St. Louis wins the Lady Byng Memorial Trophy.

July 16, 2010 Julien BriseBois is named assistant general manager.

July 20, 2010 Daniel Lacroix and Martin Raymond are named as assistant coaches.

July 23, 2010 Jim Johnson and Cap Raeder are relieved of their assistant coaching duties; Wayne Fleming is hired as an assistant coach.

July 26, 2010 Tod Leiweke is named as chief executive officer of Tampa Bay Sports & Entertainment LCC.

July 29, 2010 Entered into an affiliate agreement with the ECHL's Florida Everblades.

Aug. 16, 2010 Al Murray is hired as director of amateur scouting.

Aug. 31, 2010 Steve Griggs is named chief operating officer.

Sept. 3, 2010 Steve Thomas is hired as player development consultant.

Sept. 7, 2010 Frantz Jean as is hired as goaltending consultant.

Feb. 2, 2011 CEO Tod Leiweke announces a year-long, \$35 million privately-funded renovation plan for the St. Pete Times Forum.

Feb. 4, 2011 A new business franchise transformation is announced that includes new blue and white jerseys, a new primary logo, and Jeff Vinik's five-year charitable commitment to the community; Dave Andreychuk is named vice president of corporate & community affairs; Phil Esposito is named vice president of corporate relations.

Feb. 16, 2011 Dave Andreychuk is inducted into the Florida Sports Hall of Fame.

Mar. 31, 2011 The Lightning clinch their first playoff berth since 2007, and sixth in franchise history, with a 2-1 win vs. Pittsburgh.

May 4, 2011 The Lightning return to the Eastern Conference Finals for the first time in seven years in a four game sweep vs. Washington in the 2011 Eastern Conference Semifinals.

June 22, 2011 Martin St. Louis wins his second consecutive Lady Byng Memorial Trophy.

July 5, 2011 The Lightning Foundation launches the revolutionary "Community Heroes" program that will donate more than \$2 million to local charities throughout each hockey season.

Dec. 5, 2011 The NHL announces a geographical realignment that will move the Lightning to the Atlantic Division of the Eastern Conference beginning the 2013-14 season.

Dec. 31, 2011 Lightning founder Phil Esposito is honored with a statue on the West Plaza in front of the St. Pete Times Forum; The St. Pete Times Forum is renamed the Tampa Bay Times Forum when the St. Petersburg Times changes its name to the Tampa Bay Times.

Feb. 16, 2012 The Lightning and the University of South Florida announce partnership to prepare students for careers in sport and entertainment management, offering a two-year MBA as well as paid internships for graduate students.

Mar. 18, 2012 Tampa Bay's top affiliate, the AHL's Norfolk Admirals, sets a league record with their 18th consecutive victory. They would go on to win 28 consecutive games, which will also carry over to the 2012-13 season.

Apr. 7, 2012 Steven Stamkos becomes the first player in franchise history to score 60 goals in a 4-3 overtime win at Winnipeg.

May 3, 2012 Tampa Bay Sports & Entertainment LLC announces that the Tampa Bay Times Forum will receive the largest center-hung arena HD video display board in North America, at a privately funded cost of \$5 million.

June 20, 2012 Steven Stamkos wins his second career Maurice "Rocket" Richard Trophy with 60 goals in the regular season.

Jan. 21 2013 Vincent Lecavalier becomes the 280th player to skate in 1,000 NHL games, all with Tampa Bay, in a 4-3 loss at NY Islanders.

Feb. 14, 2013 The Lightning announce "Bolts Social Central", a revolutionary new social media hub at the Tampa Bay Times Forum.

Mar. 24, 2013 Guy Boucher is relieved of head coaching duties.

Mar. 25, 2013 Jon Cooper is named eighth head coach in franchise history.

Apr. 10, 2013 Tampa attorney Jim Shimberg joins Tampa Bay Sports & Entertainment LCC as executive vice president and general counsel.

June 3, 2013 AHL affiliate Syracuse Crunch advance to the Calder Cup Finals in just their first season of the affiliation.

June 3, 2013 Rick Bowness is named as associate coach.

June 14, 2013 Martin St. Louis wins his third career Lady Byng Memorial Trophy and second career Art Ross Trophy.

June 27, 2013 The Lightning use a compliance buyout on the remainder of Vincent Lecavalier's contract.

Oct. 1, 2013 Martin St. Louis is named ninth team captain in franchise history.

Jan. 18, 2014 Martin St. Louis scores four goals in a 4-5 loss vs. San Jose, tying a franchise record set by Chris Kontos in the Lightning's inaugural game.

Mar. 6, 2014 Steven Stamkos is named 10th team captain in franchise history.

Apr. 1, 2014 The Lightning clinch their first playoff berth since 2011, and seventh in franchise history, with a 3-1 win vs. Montreal.

Apr. 5, 2014 Lightning vice president of corporate & community affairs and former captain Dave Andreychuk is honored with a statue on Ford Thunder Alley in front of the Tampa Bay Times Forum.

Apr. 7, 2014 CEO Steve Griggs is named team president; General manager Steve Yzerman is signed to a four-year contract extension.

July 7, 2014 Jay Feaster joins the Lightning's front office as executive director of community hockey development.

July 24, 2014 Owner Jeff Vinik purchases Channelside Plaza, adjacent to the Tampa Bay Times Forum.

Sept. 3, 2014 The Lightning and local oil company Amalie Oil Co. agree to a longterm deal to rename the Tampa Bay Times Forum to Amalie Arena.

Nov. 13, 2014 The Lightning debut new black third jerseys vs. San Jose.

Mar. 4, 2015 President Steve Griggs announces a two-year renovation project for Amalie Arena, a \$25 million cost to be split with Hillsborough County.

Mar. 30, 2015 The Lightning clinch their second consecutive playoff berth, and eighth in franchise history, with a 5-3 win vs. Montreal.

May 29, 2015 The Lightning return to the Stanley Cup Finals for the second time in franchise history with a 2-0 win at NY Rangers in Game 7 of the 2015 Eastern Conference Finals.

June 3, 2015 The Lightning host Chicago in Game 1 of the 2015 Stanley Cup Finals, becoming the first team in NHL history to play four consecutive Original Six teams in the Stanley Cup Playoffs after defeating Detroit, Montreal, and NY Rangers in the first three rounds.

June 24, 2015 Steve Yzerman becomes the first general manager in franchise history to win the NHL's General Manager of the Year Award.

July 24, 2015 Tod Leiweke resigns as CEO; President Steve Griggs is named CEO

Aug. 18, 2015 Brad Lauer is hired as an assistant coach

Sept. 14, 2015 The Lightning team with the NHL and NHLPA to 'Build the Thunder' in the Tampa Bay area with a \$6-million, five-year investment to grow the game of hockey and teach life skills lessons to Tampa Bay's young people.

Oct. 8, 2015 Tampa Bay unveils its 2014-15 Eastern Conference championship banner prior to playing the Philadelphia Flyers on Opening Night of the 2015-16 season.

Oct. 8, 2015 Lightning goaltender Ben Bishop stops two penalty shots in the Bolts' 3-2 overtime win over Philadelphia, becoming just the fifth goalie in the expansion era (since 1967-68) to do so in one game.

Oct. 8, 2015 The Lightning play the first 3-on-3 overtime in NHL history under the league's revamped overtime format, defeating the Philadelphia Flyers 3-2 on Jason Garrison's overtime goal on Opening Night.

Oct. 17, 2015 Lightning goaltender Ben Bishop earns his 84th career victory with Tampa Bay in a 2-1 win over Buffalo to set a new franchise record for goalie wins.

Dec. 4, 2015 Head coach Jon Cooper signs a multi-year contract extension

Dec. 28, 2015 The Lightning Community Heroes Program reaches the \$10 million milestone when Sister Claire LeBouef is honored during the Lightning's home game versus Montreal, becoming the 197th Community Hero since Jeff and Penny Vinik introduced the program in 2011-12.

Feb. 20, 2016 Lightning captain Steven Stamkos scores his 300th career goal in a 4-2 victory at the Pittsburgh Penguins, becoming the third player in Tampa Bay history to reach the milestone. At 26 years, 13 days old, Stamkos is the second-youngest active player in the NHL to score 300 goals and the ninth-youngest player overall in the league to hit 300.

March 5, 2016 Tampa Bay wins its ninth game in a row after a 4-3 overtime victory over the Carolina Hurricanes to set a new franchise record for consecutive victories.

April 5, 2016 The Lightning clinch their third-straight playoff appearance and ninth in team history despite a 3-2 loss at the New York Rangers.

April 10, 2016 Jeff and Penny Vinik announce a second five-season, \$10-million pledge for the Lightning Community Hero program.

April 28, 2016 Lightning and AHL affiliate Syracuse Crunch announce a six-year affiliation extension.

May 8, 2016 The Lightning defeat the New York Islanders four games to one in a best-of-seven, second round series in the Stanley Cup Playoffs to return to the Eastern Conference Final for the second-straight season, the first time the Lightning reached the ECF in back-to-back seasons.

May 10, 2016 Benoit Groulx is hired to become the head coach of the Lightning's AHL affiliate in Syracuse.

May 25, 2016 Lightning enter one-year affiliation agreement with the Kalamazoo Wings of the ECHL for the 2016-17 season.

June 7, 2016 Lightning hire Todd Richards to serve as an assistant coach.

Oct. 18, 2016 2016 Vincent Lecavalier honored by Tampa Bay Lightning prior to home game against the Florida Panthers.



Dec. 17, 2016 2016 Victor Hedman becomes Tampa Bay's all-time leading scorer for a defenseman, passing Dan Boyle, with his assist on Jonathan Drouin's second period goal at Edmonton for his 254th career point.

Jan. 13, 2017 Martin St. Louis becomes first Tampa Bay Lightning player to have jersey (No. 26) retired by the franchise.

Mar. 29, 2017 Brian Bradley inducted into Sports Club of Tampa Bay Hall of Fame.

Apr. 11, 2017 Jon Cooper is selected to coach Team Canada at IIHF 2017 World Championship.

May 27, 2017 The Syracuse Crunch, Tampa Bay's AHL affiliate, defeat the Providence Bruins 3-1 in Game 5 of the Eastern Conference Championship to advance to the Calder Cup Finals, the third time a Lightning affiliate has advanced to the AHL championship round.

May 29, 2017 National Hockey League announces Tampa Bay Lightning and city of Tampa as hosts of the 2018 NHL All-Star Weekend on Jan. 27-28 at AMALIE Arena.

June 13, 2017 Syracuse Crunch lose Calder Cup Final in six games to Grand Rapids.

June 23, 2017 Lightning unveil 25th anniversary logo as well as events celebrating 25 seasons of hockey history in Tampa Bay.

June 26, 2017 Former Lightning captain and 2004 Stanley Cup Champion Dave Andreychuk elected to Hockey Hall of Fame.

June 27, 2017 Strategic Property Partners, the development firm controlled by Lightning owner Jeff Vinik and Microsoft co-founder Bill Gates' investment fund Cascade Investment LLC, announces Water Street Tampa as the name of its multibillion-dollar development, mixed-use district around AMALIE Arena.

June 29, 2017 Lightning announce owner and chairman Jeff Vinik to invest \$6 million in team's exclusive practice facility, the Ice Sports Forum, to create brand new locker room and training facilities.

Oct. 21, 2017 Steven Stamkos becomes Tampa Bay's all-time power-play goal leader, passing Vincent Lecavalier, after registering his 113th career power-play goal versus Pittsburgh.

Nov. 13, 2017 Former Lightning captain and 2004 Stanley Cup Champion Dave Andreychuk is inducted into the Hockey Hall of Fame.

Jan. 28, 2018 The Lightning play host to the 63rd NHL All-Star Game at AMALIE Arena.

Feb. 8, 2018 Victor Hedman becomes Tampa Bay's all-time leading goal scorer for a defenseman, passing Pavel Kubina, with his 73rd career goal versus Vancouver.

Feb. 10, 2018 Vincent Lecavalier becomes the second Tampa Bay Lightning player to have his jersey (No. 4) retired by the franchise.

Mar. 18, 2018 Tampa Bay clinches its 10th playoff appearance in team history by virtue of a 3-1 victory versus Edmonton.

Mar. 20, 2018 Andrei Vasilevskiy sets the Tampa Bay franchise record for wins in a single season after recording his 41st win of 2017-18 in a 27-save effort versus Toronto.

Mar. 22, 2018 Tampa Bay establishes a franchise record for wins in a season after earning win No. 51 in a 7-6 victory at the New York Islanders, passing the previous mark of 50 wins set by the 2014-15 squad. The Lightning would go on to win 54 games in 2017-18.

Mar. 30, 2018 Jon Cooper becomes the all-time winningest head coach in Lightning franchise history, passing John Tortorella, after registering his 240th victory with the Bolts in a 7-3 win at the New York Rangers.

Apr. 3, 2018 Andrei Vasilevskiy sets the Tampa Bay franchise record for shutouts in a single season after recording his eighth shutout of 2017-18 in a 33-save effort versus Boston.

Apr. 3, 2018 The Lightning establish a new franchise mark for points in a season after reaching 110 points in a 4-0 shutout versus Boston, bettering the old mark of 108 points from the 2014-15 season. Tampa Bay would go on to accumulate 113 points in 2017-18.

Apr. 6, 2018 Nikita Kucherov becomes just the third Lightning player to record 100 points in a season after notching a goal and assist in the penultimate game of the 2017-18 season.

Apr. 6, 2018 Yannick Gourde establishes a new franchise record for rookie scoring in a season, passing Brad Richards (62 points), after registering a goal and two assists versus Buffalo, giving him 64 points for 2017-18. Gourde also sets a new Lightning mark for goals in a rookie season, passing Tyler Johnson, after netting his 25th of 2017-18 against the Sabres.

Apr. 8, 2018 Tampa Bay earns its third division title in franchise history by virtue of Boston's loss to Florida on the final day of the regular season. The Lightning also finished as the top seed in the Eastern Conference for the second time in franchise history.

May 6, 2018 The Lightning advance to the Eastern Conference Final for the fifth time in franchise history and third time in four seasons after defeating the Boston Bruins four games to one in the Eastern Conference Semifinals.

June 20, 2018 Victor Hedman becomes the first Lightning player to win the Norris Trophy as the NHL's best defenseman.

June 22, 2018 Lightning hire Jeff Halpern to serve as an assistant coach.

June 26, 2018 Former Lightning captain and 2004 Stanley Cup Champion Martin St. Louis elected to Hockey Hall of Fame.

July 12, 2018 Lightning hire Derek Lalonde to serve as an assistant coach.

July 26, 2018 Strategic Property Partners unveils plans for Sparkman Wharf, a creative mixed-use redevelopment of the former Channelside Bay Plaza retail center, along the Garrison Channel in downtown Tampa.

Sept. 11, 2018 Julien BriseBois is named the seventh general manager in Lightning history, replacing Steve Yzerman, who steps aside to become senior advisor to the general manager.

Nov. 12, 2018 Former Lightning captain and 2004 Stanley Cup Champion Martin St. Louis is inducted into the Hockey Hall of Fame.

Dec. 10, 2018 Steven Stamkos records the ninth hat trick of his career in Tampa Bay's 6-3 win over the New York Rangers to set the Lightning record for most career hat tricks, passing Martin St. Louis.

Dec. 27, 2018 Steven Stamkos scores his 13th and 14th goals of December in a 6-5 overtime win vs. Philadelphia to establish a new Lightning mark for goals in a single month.

Dec. 31, 2018 Nikita Kucherov records a goal and an assist in a 2-1 win at Anaheim to finish December with 21 assists and 30 points, both Lightning franchise records for a single month.

Dec. 31, 2018 Tampa Bay collected its 13th win of December in a 2-1 win at Anaheim to establish new franchise marks for wins and points (27) in a single month.

Feb. 16, 2019 Andrei Vasilevskiy makes all 20 saves in a 3-0 victory vs. Montreal to record his 18th career shutout and pass Ben Bishop for most career shutouts in Lightning franchise history.

Feb. 25, 2019 Tampa Bay reaches the 100-point mark for the second-consecutive season by virtue of a 4-3 shootout win over Los Angeles, the second time in franchise history the Lightning posted back-to-back 100-point seasons (also: 2013-14 and 2014-15).

Mar. 8, 2019 Tampa Bay becomes the first team to clinch a playoff berth for the 2018-19 season for the franchise's third-consecutive postseason appearance, fifth in the last six seasons and 12th overall.

Mar. 16, 2019 Tampa Bay establishes a new franchise record for points in a single season, reaching the 114-point mark by virtue of a 6-3 victory over the Washington Capitals, bettering the previous mark of 113 points set in 2017-18. The Lightning would go on to record 128 points in 2018-19, the fourth most in a single season in NHL history.

Mar. 18, 2019 Tampa Bay clinches first place overall in the NHL for the regular season to secure the franchise's first ever Presidents' Trophy. By virtue of their win over the Arizona Coyotes, the Lightning also wrap up the Atlantic Division regular season title, their second-consecutive division crown and fourth overall.

Mar. 18, 2019 Steven Stamkos scores the 384th goal of his Lightning career to become the franchise's all-time leading goal scorer, passing Vincent Lecavalier's previous mark of 383 goals.

Mar. 20, 2019 Andrei Vasilevskiy makes 54 saves in a 5-4 overtime win at Washington to set a new Lightning mark for most saves in a game.

Mar. 25, 2019 Andrei Vasilevskiy stops all 17 shots in a 5-4 win vs. Boston to pass Ben Bishop (5,728 saves) for most career saves in Lightning franchise history. Vasilevskiy finished the 2018-19 regular season owning 5,790 career saves in a Lightning sweater.

Apr. 1, 2019 Jon Cooper becomes just the second coach in NHL history to guide his team to a 60-win season, joining Scotty Bowman, following Tampa Bay's 5-2 win at Ottawa.

Apr. 6, 2019 Lightning complete the 2018-19 regular season with a 62-16-4 record to set a new franchise mark for wins and tie the NHL record for most wins in a single season (also: 1995-96 Detroit Red Wings).

Apr. 6, 2019 Tampa Bay right wing Nikita Kucherov records a goal and assist in the season finale to finish 2018-19 with 128 points and win the NHL's Art Ross Trophy as the regular season scoring champion, joining Martin St. Louis (2004, 2013) as the only Lightning players to capture the award. Kucherov's 128 points are the most ever in a single NHL season by a Russian-born player. His 87 assists are tied for the most all-time in the league for a winger (also: Jaromir Jagr, 1995-96).

May 6, 2019 Lightning promote Al Murray to assistant general manager - director of amateur scouting, Jamie Pushor to assistant general manager - director of player personnel, Stacy Roest to assistant general manager - director of player development and general manager of the Syracuse Crunch and hire Mathieu Darche as director of hockey operations.

June 19, 2019 Lightning right wing Nikita Kucherov presented the Ted Lindsay Award, given to the NHL's most outstanding player as judged by the NHL Players Association.

June 19, 2019 Tampa Bay goaltender Andrei Vasilevskiy awarded the organization's first Vezina Trophy, given to the NHL goalie adjudged to be the best at his position.

June 19, 2019 Lightning right wing Nikita Kucherov named NHL's Hart Trophy recipient as league MVP, joining Martin St. Louis (2004) as the only Bolts to receive the award.



ALL-TIME INDIVIDUAL RECORDS

GOALS

MOST GOALS - CAREER

393 - Steven Stamkos
383 - Vincent Lecavalier
365 - Martin St. Louis

BY DEFENSEMAN

94 - Victor Hedman
72 - Pavel Kubina
66 - Dan Boyle

MOST GOALS - SEASON

60 - Steven Stamkos 2011-12
52 - Vincent Lecavalier 2006-07
51 - Steven Stamkos 2009-10

BY LEFT WING

32 - Fredrik Modin 2000-01
31 - Fredrik Modin 2005-06
29 - Fredrik Modin 2003-04

BY RIGHT WING

43 - Martin St. Louis 2006-07
41 - Nikita Kucherov 2018-19
40 - Nikita Kucherov 2016-17

BY CENTER

60 - Steven Stamkos 2011-12
52 - Vincent Lecavalier 2006-07
51 - Steven Stamkos 2009-10

BY DEFENSEMAN

20 - Dan Boyle 2006-07
17 - Victor Hedman 2017-18
17 - Pavel Kubina 2003-04

BY ROOKIE

25 - Yanni Gourde 2017-18
24 - Tyler Johnson 2013-14
23 - 2 times, Last: Ondrej Palat
2013-14

MOST GOALS - GAME

4 - Chris Kontos, 10/7/92 vs. CHI
4 -Martin St. Louis, 1/18/14 vs. SJ
3 - 54 times, Last: J.T. Miller,
3/13/18 vs. OTT

BY DEFENSEMAN

3 - Doug Crossman, 11/7/92 @ NYI
3 - Dan Boyle, 12/23/06 vs. NYR
2 - Accomplished many times,
Last: Victor Hedman, 3/3/18
vs. PHI

BY ROOKIE

3 - Steven Stamkos 2/17/09
vs. CHI
3 -Tyler Johnson 1/25/14 vs. COL
3 - Cedric Paquette, 1/29/15
vs. DET

MOST GOALS - PERIOD

3 - 7 times, Last: Nikita Kucherov,
2/27/17 vs. OTT

MOST POWER PLAY GOALS - CAREER

145 - Steven Stamkos
112 - Vincent Lecavalier
96 - Martin St. Louis

BY DEFENSEMAN

33 - Pavel Kubina
31 - Dan Boyle
27 - Roman Hamrlík

MOST POWER PLAY GOALS - SEASON

24 - Steven Stamkos 2009-10
20 - Brayden Point 2018-19
19 - Steven Stamkos 2018-19

MOST SHORTHANDED GOALS - CAREER

28 - Martin St. Louis
14 - Rob Zamuner
13 - Vincent Lecavalier

MOST SHORTHANDED GOALS - SEASON

8 - Martin St. Louis 2003-04
5 - Anthony Cirelli 2018-19
5 - Tyler Johnson 2013-14
5 - Vincent Lecavalier 2006-07

MOST GAME-WINNING GOALS - CAREER

64 - Martin St. Louis
60 - Vincent Lecavalier
55 - Steven Stamkos

MOST GAME-WINNING GOALS - SEASON

12 - Brayden Point 2017-18
12 - Steven Stamkos 2011-12
8 - 3 times, Last: Nikita Kucherov,
2018-19

MOST HAT TRICKS - CAREER

9 - Steven Stamkos
8 - Martin St. Louis
6 - Vincent Lecavalier

MOST HAT TRICKS - SEASON

3 - Wendel Clark 1998-99
2 - 8 times, Last: Nikita Kucherov
2016-17

MOST CONSECUTIVE (TEAM) GAMES SCORING GOALS

8 - Brian Bradley 11/11-11/24/92
7 - Nikita Kucherov 10/6-10/17/17
7 - Steven Stamkos 2/13-3/11/10

ASSISTS

MOST ASSISTS - CAREER

588 - Martin St. Louis
491 - Vincent Lecavalier
373 - Steven Stamkos

BY DEFENSEMAN

324 - Victor Hedman
187 - Dan Boyle
171 - Pavel Kubina

MOST ASSISTS - SEASON

87 - Nikita Kucherov 2018-19
68 - Martin St. Louis 2010-11
68 - Brad Richards 2005-06

BY LEFT WING

55 - Cory Stillman 2003-04
36 - Ondrej Palat 2013-14
35 - Ondrej Palat 2016-17

BY CENTER

68 - Brad Richards 2005-06
59 - Steven Stamkos 2017-18
57 - Brad Richards 2002-03
57 - Vaclav Prospal 2002-03

BY RIGHT WING

87 - Nikita Kucherov 2018-19
68 - Martin St. Louis 2010-11
65 - Martin St. Louis 2009-10

BY DEFENSEMAN

56 - Victor Hedman 2016-17
49 - Roman Hamrlík 1995-96
46 - Victor Hedman 2017-18

BY ROOKIE

41 - Brad Richards 2000-01
39 - Yanni Gourde 2017-18
36 - Ondrej Palat 2013-14

MOST ASSISTS - GAME

5 - Mark Recchi 3/1/09 at CGY
5 - Martin St. Louis 11/18/10 @ PHI
4 - 12 times, Last: Nikita Kucherov,
12/22/18 at Edmonton

BY DEFENSEMAN

4 - Adrian Aucoin 3/3/01 @ NYI
4 - Pavel Kubina 11/22/00 vs. ATL
4 - Joe Reekie 10/7/92 vs. CHI

BY ROOKIE

3 - Brad Richards 1/30/01 @ FLA
3 - Brad Richards 10/15/00 vs. ATL
3 - Rob Zamuner 10/7/92 vs. CHI
3 - Victor Hedman 2/11/10 vs. BOS

MOST ASSISTS - PERIOD

3 - 23 times, Last: Nikita Kucherov,
12/27/18 vs. PHI (2nd)

MOST CONSECUTIVE (TEAM) GAMES WITH AN ASSIST

10 - 3 times, Last: Martin St. Louis
10/6-10/31/09
8 - 5 times, Last: Brayden Point
12/16/18-1/3/19

POINTS

MOST POINTS - CAREER

953 - Martin St. Louis
874 - Vincent Lecavalier
766 - Steven Stamkos

BY DEFENSEMAN

418 - Victor Hedman
253 - Dan Boyle
243 - Pavel Kubina

MOST POINTS - SEASON

128 - Nikita Kucherov (41g-87a)
2018-19
108 - Vincent Lecavalier (52g-56a)
2006-07
102 - Martin St. Louis (43g-59a)
2006-07

BY LEFT WING

80 - Cory Stillman (25g-55a)
2003-04
80 - Vaclav Prospal (25g-55a)
2005-06
59 - Ondrej Palat (23g-36a)
2013-14

BY CENTER

108 - Vincent Lecavalier (52g-56a)
2006-07
98 - Steven Stamkos (45g-53a)
2018-19
97 - Steven Stamkos (60g-37a)
2011-12

BY RIGHT WING

128 - Nikita Kucherov (41g-87a)
2018-19
102 - Martin St. Louis (43g-59a)
2006-07
100 - Nikita Kucherov (39g-61a)
2017-18

BY DEFENSEMAN

72 - Victor Hedman (16g-56a)
2016-17
65 - Roman Hamrlík (16g-49a)
1995-96
63 - Dan Boyle (20g-43a)
2006-07
35 - Brad Richards (12g-23a)
2000-01
30 - Tyler Johnson (15g-15a)
2013-14

BY ROOKIE

64 - Yanni Gourde (25g-39a)
2017-18
62 - Brad Richards (21g-41a)
2000-01
59 - Ondrej Palat (23g-36a)
2013-14

MOST POINTS - GAME

6 - Doug Crossman 11/7/92 (3g-3a)
@ NYI

5 - 12 times, Last: Nikita Kucherov
2/18/19 (2g-3a) at CBJ

BY DEFENSEMAN

6 - Doug Crossman 11/7/92 (3g-3a)
@ NYI
5 - Pavel Kubina 11/22/00 (1g-4a)
vs. ATL
4 - 5 times, Last: Victor Hedman
(2g-2a) vs. PHI

BY ROOKIE

3 - 26 times, Last: Mathieu Joseph
12/4/18 (2g-1a) at DET

MOST POINTS - PERIOD

4 - Pavel Kubina (1g-3a) 11/22/00
vs. ATL (2nd)
4 - Dan Boyle (3g-1a) 12/23/06 vs.
NYR (3rd)
4 - Vincent Lecavalier (2g-2a)
11/14/07 (2nd)
4 - Martin St. Louis (1g-3a) 2/17/09
(1st)

MOST POWER PLAY POINTS - CAREER

300 - Martin St. Louis
297 - Vincent Lecavalier
278 - Steven Stamkos

BY DEFENSEMAN

130 - Victor Hedman
126 - Dan Boyle
103 - Pavel Kubina

MOST POWER PLAY POINTS - SEASON

48 - Nikita Kucherov (15g-33a)

2018-19
46 - Brad Richards (7g-39a)
2005-06
42 - Roman Hamrlík (12g-30a)
1995-96

MOST POINTS AT HOME - SEASON

62 - Nikita Kucherov (20g-42a)
2018-19
57 - Steven Stamkos (36g-21a)
2011-12
54 - Steven Stamkos (28g-26a)
2009-10

BY DEFENSEMAN

42 - Victor Hedman (9g-33a)
2016-17
40 - Roman Hamrlík (10g-30a)
1995-96
38 - Dan Boyle (13g-25a) 2006-07

BY ROOKIE

36 - Ondrej Palat (19g-17a)
2013-14
35 - Brad Richards (12g-23a)
2000-01
30 - Tyler Johnson (15g-15a)
2013-14

MOST POINTS ON ROAD - SEASON

66 - Nikita Kucherov (21g-45a)
2018-19
61 - Vincent Lecavalier (25g-36a)
2006-07
56 - Martin St. Louis (25g-31a)
2006-07

BY DEFENSEMAN

30 - Victor Hedman (8g-22a)
2017-18
30 - Victor Hedman (7g-23a)
2016-17
28 - Dan Boyle (7g-21a) 2002-03

BY ROOKIE

35 - Yanni Gourde (12g-23a)
2017-18
27 - Brad Richards (9g-18a)
2000-01
23 - Ondrej Palat (4g-19a) 2013-14

MOST CONSECUTIVE (TEAM) GAMES WITH A POINT

18 - Steven Stamkos 1/19-3/11/10
(17g-16a-33p)
13 - Brian Bradley 11/1-11/24/92
(10g-9a-19p)
13 - Martin St. Louis 2/5-3/3/04
(8g-15a-23p)
13 - Vaclav Prospal 10/26-
11/20/05 (8g-15a-23p)

MOST POINTS TWO CONSECUTIVE (TEAM) GAMES

9 - Nikita Kucherov 12/22-12/27/18
(2g-7a)
8 - Nikita Kucherov 2/12-2/14/19
(2g-6a)
8 - Vincent Lecavalier 11/14-
11/16/07 (4g-4a)

MOST POINTS THREE CONSECUTIVE (TEAM) GAMES

11 - Nikita Kucherov 2/14-2/18/19
(4g-7a)
11 - Nikita Kucherov 2/10-2/14/19
(4g-7a)

11 - Nikita Kucherov 12/22-
12/29/18 (3g-8a)
11 - Nikita Kucherov 12/20-
12/27/18 (2g-9a)

MOST SEASONS

14 - Vincent Lecavalier
13 - Martin St. Louis
11 - Steven Stamkos

MOST GAMES PLAYED

1037 - Vincent Lecavalier
972 - Martin St. Louis
746 - Steven Stamkos

MOST CONSECUTIVE GAMES PLAYED

499 - Martin St. Louis 11/17/05-
12/6/11
388 - Cory Sarich 11/25/01 -
4/7/07
344 - Brad Richards 1/20/03-
2/23/08

MOST SHOTS - SEASON

339 - Vincent Lecavalier 2006-07
318 - Vincent Lecavalier 2007-08
309 - Vincent Lecavalier 2005-06

BY DEFENSEMAN

281 - Roman Hamrlík 1995-96
238 - Roman Hamrlík 1996-97
216 - Victor Hedman 2017-18

MOST SHOTS - GAME

14 - John Tucker 12/16/92 @ SJ
12 - Brad Richards 3/7/03 vs. COL
12 - Vincent Lecavalier 3/11/2011
vs. OTT

BY DEFENSEMAN

9 - Victor Hedman 12/21/17 vs.
OTT
9 - Shawn Chambers 1/21/93
vs. TOR

HIGHEST PLUS-MINUS - CAREER

106 - Ondrej Palat
102 - Nikita Kucherov
89 - Victor Hedman

HIGHEST PLUS-MINUS - SEASON

38 - Ryan McDonagh 2018-19
38 - Nikita Kucherov 2014-15
35 - Martin St. Louis 2003-04

BY DEFENSEMAN

38 - Ryan McDonagh 2018-19
32 - Victor Hedman 2017-18
29 - Anton Stralman 2017-18
29 - Brad Lukowich 2003-04

HIGHEST PLUS-MINUS - GAME

+6 - Matt Carle 1/11 vs. PHI
+5 - 11 times, Last: Yanni Gourde
and Alex Killorn 4/6/18 vs. BUF

BY DEFENSEMAN

+6 - Matt Carle 1/11 vs. PHI
+5 - 6 times, Last: Anton Stralman
3/6/18 vs. FLA

PENALTIES

MOST PENALTY MINUTES - CAREER

828 - Chris Gratton
784 - Pavel Kubina
746 - Vincent Lecavalier

BY DEFENSEMAN

784 - Pavel Kubina
604 - Enrico Ciccone
554 - Cory Sarich

MOST PENALTY MINUTES - SEASON

265 - Zenon Konopka 2009-10
258 - Enrico Ciccone 1995-96
225 - Enrico Ciccone 1994-95

BY DEFENSEMAN

258 - Enrico Ciccone 1995-96
225 - Enrico Ciccone 1994-95
170 - Petr Svoboda 1999-00

MOST PENALTY MINUTES - GAME

49 - Darcy Tucker 12/27/99 vs. FLA
36 - Chris Joseph 3/9/94 @ HFD
32 - Enrico Ciccone 4/11/95 vs. NYI

MOST MAJOR PENALTIES - CAREER

44 - Rudy Poeschek
42 - Andre Roy
38 - Zenon Konopka

MOST MISCONDUCT PENALTIES - CAREER

16 - Steve Downie
13 - Andre Roy
11 - Enrico Ciccone
11 - Chris Gratton

GOALTENDING

MOST SEASONS

7 - Daren Puppa
5 - Ben Bishop
5 - Andrei Vasilevskiy

MOST GAMES PLAYED - CAREER

227 - Ben Bishop
208 - Andrei Vasilevskiy
206 - Daren Puppa

MOST GAMES PLAYED - SEASON

70 - Nikolai Khabibulin 2001-02
65 - Andrei Vasilevskiy 2017-18
65 - Nikolai Khabibulin 2002-03

MOST MINUTES PLAYED - CAREER

13,005 - Ben Bishop
11,983 - Andrei Vasilevskiy
11,576 - Daren Puppa

MOST MINUTES PLAYED - SEASON

3,896 - Nikolai Khabibulin
2001-02
3,825 - Andrei Vasilevskiy 2017-18
3,787 - Nikolai Khabibulin
2002-03

MOST WINS - CAREER

131 - Ben Bishop
124 - Andrei Vasilevskiy
83 - Nikolai Khabibulin

MOST WINS - SEASON

44 - Andrei Vasilevskiy 2017-18
40 - Ben Bishop 2014-15
39 - Andrei Vasilevskiy 2018-19

MOST LOSSES - CAREER

91 - Daren Puppa
74 - Nikolai Khabibulin
64 - Ben Bishop

MOST LOSSES - SEASON

33 - Daren Puppa 1993-94
33 - Kevin Weekes 2000-01
32 - Nikolai Khabibulin 2001-02

MOST TIES - CAREER

28 - Nikolai Khabibulin
26 - Daren Puppa
7 - Pat Jablonski

MOST TIES - SEASON

11 - Nikolai Khabibulin 2002-03
11 - Nikolai Khabibulin 2001-02
9 - Daren Puppa 1995-96

MOST SHOOTOUT WINS - CAREER

13 - Ben Bishop
12 - Andrei Vasilevskiy
7 - Johan Holmqvist

MOST SHOOTOUT WINS - SEASON

6 - Johan Holmqvist 2006-07
6 - Ben Bishop 2013-14
6 - Andrei Vasilevskiy 2017-18

MOST SHOOTOUT LOSSES - CAREER

14 - Ben Bishop
10 - Mike Smith
5 - Dwayne Roloson

MOST SHOOTOUT LOSSES - SEASON

7 - Mike Smith 2008-09
6 - Ben Bishop 2013-14
4 - Antero Niittymäki 2009-10

BEST GAA - CAREER (MIN. 50 GP)

2.28 - Ben Bishop
2.39 - Nikolai Khabibulin
2.55 - Andrei Vasilevskiy

BEST GAA - SEASON (MIN. 30 GP)

2.06 - Ben Bishop 2015-16
2.23 - Ben Bishop 2013-14
2.32 - Ben Bishop 2014-15

BEST SAVE PERCENTAGE - CAREER (MIN. 50 GP)

.921 - Ben Bishop
.919 - Andrei Vasilevskiy
.914 - Nikolai Khabibulin

BEST SAVE PERCENTAGE - SEASON (MIN. 30 GP)

.926 - Ben Bishop 2015-16
.925 - Andre

MOST SAVES - GAME
54 - Andrei Vasilevskiy 3/20/19 at Washington
48 - Andrei Vasilevskiy 12/13/18 vs. Toronto
48 - Ben Bishop 1/19/14 at Carolina

MOST SAVES AT HOME - GAME
48 - Andrei Vasilevskiy 12/13/18 vs. Tor
45 - Andrei Vasilevskiy 3/6/18 vs. Florida
45 - Daren Puppa 11/27/95 vs. Los Angeles
45 - Dwayne Roloson 2/16/12 vs. San Jose

MOST SAVES ON ROAD - GAME
54 - Andrei Vasilevskiy 3/20/19 at Washington
48 - Ben Bishop 1/19/14 at Carolina
47 - Antero Niittymaki 3/25/10 at Boston

MOST SHUTOUTS - CAREER
18 - Andrei Vasilevskiy
17 - Ben Bishop
14 - Nikolai Khabibulin

MOST SHUTOUTS - SEASON
8 - Andrei Vasilevskiy 2017-18
7 - Nikolai Khabibulin 2001-02
6 - Andrei Vasilevskiy 2018-19
6 - Ben Bishop 2015-16

MOST PENALTY MINUTES - SEASON
29 - Dan Cloutier 1999-00
23 - Mike Smith 2008-09
14 - Andrei Vasilevskiy 2017-18
14 - Mike Smith 2009-10
14 - John Grahame 2005-06
14 - Mark Fitzpatrick 1997-98

MOST CONSECUTIVE GAMES PLAYED
25 - Mark Fitzpatrick 1/21-3/28/98
17 - Rick Tabaracci 2/1-3/8/97,
12/4/96-1/8/97

MOST CONSECUTIVE GAMES STARTED
25 - Mark Fitzpatrick 1/21-3/28/98
16 - Ben Bishop 1/14-3/4/14
13 - Nikolai Khabibulin 10/28-11/23/02

MOST CONSECUTIVE VICTORIES (IN DECISIONS)
11 - Louis Domingue 11/29/18-2/19/19
10 - Andrei Vasilevskiy 2/9-3/5/19
9 - Andrei Vasilevskiy 10/9-10/30/17
9 - John Grahame 11/14-12/10/05

MOST CONSECUTIVE GAMES UNBEATEN (IN DECISIONS)
16 - Nikolai Khabibulin 2/15-4/2/03 (12-0-4)
14 - Andrei Vasilevskiy 10/9-11/16/17 (13-0-1)
13 - Andrei Vasilevskiy 2/1-3/5/19 (11-0-2)

13 - Ben Bishop 12/5/13-1/16/14 (9-0-3)

TEAM RECORDS

POINTS

128 - 2018-19 (62-16-4)
113 - 2017-18 (54-23-5)
108 - 2014-15 (50-24-8)

AT HOME
66 - 2018-19 (32-7-2)
65 - 2014-15 (32-8-1)
60 - 2017-18 (29-10-2)

ON ROAD
62 - 2018-19 (30-9-2)
53 - 2017-18 (25-13-3)
51 - 2003-04 (22-12-4-3)

FEWEST POINTS
37 - 1994-95* (17-28-3)
40 - 2012-13* (18-26-4)
44 - 1997-98 (17-55-10)

AT HOME
20 - 1994-95* (10-14-0)
26 - 2012-13* (12-10-2)
27 - 1992-93 (12-26-3)

ON ROAD
14 - 2012-13* (6-16-2)
15 - 1997-98 (6-32-3)
17 - 1994-95* (7-14-3)

*-Season shortened to 48 games due to lockout

MOST WINS
62 - 2018-19
54 - 2017-18
50 - 2014-15

AT HOME
32 - 2018-19
32 - 2014-15
29 - 2017-18

ON ROAD
30 - 2018-19
25 - 2017-18
22 - 2003-04
22 - 2006-07

FEWEST WINS
17 - 1994-95*
17 - 1997-98
18 - 2012-13*

AT HOME
10 - 1994-95*
11 - 1997-98
12 - 1992-93
12 - 1998-99
12 - 2008-09
12 - 2012-13*

ON ROAD
6 - 1997-98
6 - 1999-00
6 - 2012-13*

FEWEST REGULATION LOSSES
16 - 2018-19
22 - 2003-04
23 - 2017-18

AT HOME
7 - 2018-19
8 - 2014-15
9 - 2002-03

ON ROAD
9 - 2018-19
12 - 2003-04
13 - 2017-18

MOST REGULATION LOSSES
55 - 1997-98
54 - 1998-99
54 - 1992-93

AT HOME
26 - 1992-93
25 - 1998-99
23 - 1997-98

ON ROAD
32 - 1997-98
29 - 1998-99
27 - 1992-93
27 - 1999-00

MOST TIES
16 - 2002-03
12 - 1995-96
11 - 1993-94
11 - 2001-02

AT HOME
8 - 1996-97
7 - 1997-98
7 - 2002-03

ON ROAD
9 - 2002-03
7 - 1995-96
6 - 2001-02

FEWEST TIES
3 - 1994-95*
6 - 2000-01
7 - 1992-93

AT HOME
0 - 1994-95*
3 - 1992-93
3 - 2000-01

ON ROAD
2 - 1996-97
3 - 1994-95*
3 - 1997-98
3 - 2000-01

*-Season shortened to 48 games due to lockout

MOST OVERTIME WINS
13 - 2011-12
11 - 1/19-3/5/19
8 - 2010-11
7 - 2018-19
7 - 2015-16

MOST OVERTIME LOSSES
8 - 2007-08
8 - 2008-09
8 - 2011-12
7 - 1999-00
7 - 2016-17

MOST SHOOTOUT WINS
10 - 2006-07
8 - 2013-14
6 - 2018-19
6 - 2017-18
6 - 2010-11

MOST SHOOTOUT LOSSES
10 - 2008-09
7 - 2009-10
6 - 2013-14

STREAKS

LONGEST UNBEATEN
13 - (7-0-6) 3/7-4/2/03
11 - (10-0-1) 2/23-3/12/04
10 - (10-0-0) 2/9-2/27/19
9 - (9-0-0) 2/18-3/5/16

AT HOME
10 - (9-0-1) 1/29-3/12/04
9 - (9-0-0) 11/29/18-1/10/19
9 - (9-0-0) 2/2-2/12/16
9 - (5-0-4) 2/25-4/2/03

ON ROAD
7 - (6-0-1) 2/23-3/10/04
7 - (7-0-0) 1/7-2/1/07
6 - (6-0-0) 2/1-2/27/19
6 - (6-0-0) 10/19-11/12/17
6 - (6-0-0) 2/20-3/3/16
6 - (5-0-1) 12/28/93-1/12/94
6 - (4-0-2) 3/14-3/31/03

LONGEST WINNING
10 - 2/9-2/27/19
9 - 2/18-3/5/16
8 - 11/29-12/13/18
8 - 2/23-3/6/04

AT HOME
10 - 12/11/14-1/31/15
9 - 11/29/18-1/10/19
9 - 1/2-2/12/16
8 - 2/9-3/5/19
8 - 11/22-12/28/17
8 - 3/17-4/8/06

ON ROAD
7 - 1/7-2/1/07
6 - 2/1-2/27/19
6 - 10/19-11/12
6 - 2/20-3/3/16
6 - 1/8-2/7/08

LONGEST GAMES WITH A POINT
18 - 2/5-312/04
16 - 11/29/18-1/3/19
14 - 2/1-2/27/19

AT HOME
13 - 1/3-3/12/04
13 - 2011-12
11 - 1/19-3/5/19
9 - 11/29/18-1/10/19
9 - 1/2-2/12/16
9 - 10/8-11/14/09
9 - 2/25-4/2/03

ON ROAD
10 - 2/5-3/10/04
10 - 1/5-2/20/08
9 - 12/1/18-1/3/19

LONGEST WINLESS (INCLUDING OT AND SHOOTOUT LOSSES)

16 - (0-15-1) 10/10-11/17/97
16 - (0-14-2) 1/2-2/5/98
12 - (0-8-2-2) 12/14/99-1/11/00

AT HOME
11 - (0-10-1) 1/2-2/26/98
9 - (0-8-1) 3/9-4/10/93
9 - (0-9-0) 11/10/98 to 12/26/98

ON ROAD
17 - (0-11-3-3) 12/2/99-2/19/00
16 - (0-15-1) 10/10-12/10/97
12 - (0-10-1-1) 1/16-3/1/01

LONGEST LOSING (REGULATION LOSSES)
13 - 1/3-2/2/98
10 - 10/24-11/17/97
9 - 2 times, last - 11/10-12/3/98

AT HOME
10 - 1/3/98-2/26/98
9 - 11/10-12/26/98
7 - 3/1-3/28/00

ON ROAD
11 - 10/24-12/10/97
8 - 12/21/98-1/15/99
8 - 1/7/00-2/19/00

SCORING

MOST GOALS SCORED - SEASON
319 - 2018-19
290 - 2017-18
262 - 2014-15

AT HOME
165 - 2018-19
145 - 2017-18
139 - 2014-15

ON ROAD
154 - 2018-19
145 - 2017-18
128 - 2006-07

MOST GOALS - GAME
9 - 11/8/03 in 9-0 win vs. PIT
8 - 10 times, last - 10/30/18 in 8-3 win vs. NJD

AT HOME
9 - 11/8/03 in 9-0 win vs. PIT
8 - 8 times, last - 10/30/18 in 8-3 win vs. NJD

ON ROAD
8 - 10/30/17 in 8-5 win at Florida
8 - 11/18/10 in 8-7 win at Philadelphia
8 - 3/1/09 in 8-6 win at Calgary

MOST GOALS SCORED - PERIOD
6 - 12/19/95 in 6-3 win vs. WPG (3rd period)
5 - 7 times, last - 3/30/18 in 7-3 win at NYR (3rd period)

AT HOME
6 - 12/19/95 in 6-3 win vs. WPG (3rd period)
5 - 6 times, last - 2/23/11 in 8-3 win vs. PHX (1st period)

ON ROAD
5 - 3/30/18 in 7-3 win at NYR (3rd period)
4 - Accomplished many times, Last: 3/21/19 in 6-3 win at CAR (3rd)

FEWEST GOALS SCORED - SEASON
120 - 1994-95*
148 - 2012-13*
151 - 1997-98

AT HOME
63 - 1994-95*
82 - 2012-13*
88 - 1997-98

ON ROAD
57 - 1994-95*
63 - 1997-98
66 - 2012-13*

FEWEST GOALS OPPONENTS - SEASON
144 - 1994-95*
150 - 2012-13*
192 - 2003-04

AT HOME
69 - 1994-95*
69 - 2012-13*
88 - 2014-15

ON ROAD
75 - 1994-95*
81 - 2012-13*
95 - 2003-04

*-Season shortened to 48 games due to lockout

MOST GOALS OPPONENTS - SEASON
332 - 1992-93
310 - 1999-00
292 - 1998-99

AT HOME
155 - 1992-93
151 - 1999-00
132 - 2008-09

ON ROAD
166 - 1992-93
165 - 1998-99
159 - 1999-00

MOST GOALS OPPONENT - GAME
10 - 5 times, last - 2/3/99 in 1-10 loss @ WAS

AT HOME
10 - 11/10/98 in 2-10 loss vs. NYR
9 - 4 times, last - 3/7/09 in 3-9 loss vs. CAR

ON ROAD
10 - 4 times, last - 2/3/99 in 1-10 loss @ WAS

MOST GOALS OPPONENT - PERIOD
8 - 2/3/99 in 1-10 loss @ WAS (2nd period)
7 - 11/20/06 in 2-7 loss @ BUF (2nd period)

AT HOME
6 - 3/7/09 in 3-9 loss vs. CAR (2nd period)

ON ROAD
8 - 2/3/99 in 1-10 loss @ WAS (2nd period)
7 - 11/20/06 in 2-7 loss @ BUF (2nd period)

MOST GOALS BOTH TEAMS - GAME
16 - 12/5/92 in 7-9 loss vs. DET
15 - 11/23/92 in 5-10 loss @ DET
15 - 12/13/07 in 6-9 loss vs. CGY
15 - 11/18/10 in 8-7 win @ PHI

AT HOME
16 - 12/5/92 in 7-9 loss vs. DET
15 - 12/13/07 in 6-9 loss vs. CGY
13 - 10/18/02 in 8-5 win vs. ATL
13 - 4/6/10 in 5-8 loss vs. CAR

ON ROAD
15 - 11/23/92 in 5-10 loss @ DET
15 - 11/18/10 in 8-7 win @ PHI
14 - 3/1/09 in 8-6 win @ CGY
13 - 3/22/18 in 7-6 win @ NYI
13 - 10/30/17 in 8-5 win @ FLA
13 - 3/9/06 in 5-8 loss @ BUF

MOST GOALS BOTH TEAMS - PERIOD
9 - 2 times, last - 11/18/10 in 8-7 win @ PHI (1st period) (TB 4, PHI 5)
8 - 4 times, last - 11/4/11 in 5-4 overtime win vs. CHI (2nd period) (TB 5, CHI 4)

AT HOME
8 - 12/19/95 in 6-3 win vs. WPG (3rd period) (TB 6, WPG 2)
8 - 11/4/11 in 5-4 overtime win vs. CHI (2nd period) (TB 5, CHI 4)
7 - 6 times, last - 1/15/12 in 6-3 loss vs. PIT (3rd period) (TB 3, PIT 6)

ON ROAD
9 - 2 times, last - 11/18/10 in 8-7 win @ PHI (1st period) (TB 4, PHI 5)
8 - 2 times, last - 12/9/92 in 5-6 loss @ NYR (2nd period) (TB 4, NYR 4)

FASTEST GOAL START OF GAME
.11 - 2/15/97 in 4-1 win vs. WSH (Dino Ciccarelli)
.11 - 2/4/06 in 5-0 win vs. WSH (Ruslan Fedotenko)
.12 - 12/14/02 in 4-3 win vs. NYI (Cory Sarich)

AT HOME
.11 - 2/15/97 in 4-1 win vs. WSH (Dino Ciccarelli)
.11 - 2/4/06 in 5-0 win vs. WSH (Ruslan Fedotenko)
.12 - 12/14/02 in 4-3 win vs. NYI (Cory Sarich)

ON ROAD
.17 - 2/4/97 in 2-0 win @ PHX (Chris Gratton)
.17 - 2/21/03 in 2-2 tie @ CAR (Vaclav Prospal)
.26 - 1/12/19 in 5-3 win @ BUF (Brayden Point)

FASTEST GOAL AGAINST START OF GAME
.07 - 1/5/11 in 1-8 loss @ PIT (Evgeni Malkin)
.12 - 3/4/06 in 2-6 loss vs. MTL (Chris Higgins)
.13 - 11/19/92 in 1-4 loss vs. MIN (Mike Craig)

AT HOME
.12 - 3/4/06 in 2-6 loss vs. MTL (Chris Higgins)
.13 - 11/19/92 in 1-4 loss vs. MIN (Mike Craig)
.14 - 3/18/18 in 3-1 win vs. EDM (Ty Rattie)

ON ROAD
.07 - 1/5/11 in 1-8 loss @ PIT (Evgeni Malkin)
.14 - 12/23/95 in 5-7 loss @ BOS (Kevin Stevens)
.18 - 1/31/98 in 0-2 loss @ FLA (Kirk Muller)
.18 - 12/20/08 in 3-4 loss @ ATL (Vyacheslav Kozlov)

FASTEST GOAL START OF PERIOD
.09 - 1/16/94 in 3-2 win @ WPG (overtime) (Mikael Andersson)
.09 - 3/20/06 in a 5-6 @ FLA (2nd period) (Ruslan Fedotenko)
.11 - 3 times, last - 2/4/06 in 5-0 win vs. WSH (1st period) (Ruslan Fedotenko)

AT HOME
.11 - 3 times, last - 2/4/06 in 5-0 win vs. WSH (1st period) (Ruslan Fedotenko)
.12 - 4/8/96 in 4-3 win vs. NYI (2nd period) (Chris Gratton)
.12 - 12/14/02 in 4-3 win vs. NYI (1st period) (Cory Sarich)

ON ROAD
.09 - 1/16/94 in 3-2 win @ WPG (overtime) (Mikael Andersson)
.09 - 3/20/06 in a 5-6 @ FLA (2nd period) (Ruslan Fedotenko)
.12 - 2/18/19 in a 5-1 win @ CBJ (3rd period) (Brayden Point)
.12 - 02/01/18 in 7-4 win @ CGY (3rd period) (Alex Killorn)
.12 - 10/23/02 in 2-2 tie @ CLB (3rd period) (Dave Andreychuk)

FASTEST GOAL AGAINST START OF PERIOD
.06 - 11/25/96 in 2-4 loss @ MTL (2nd period) (Brian Savage)
.07 - 4/6/03 in 2-6 loss @ ATL (2nd period) (Kamil Piroso)
.07 - 1/5/11 in 1-8 loss @ PIT (1st period) (Evgeni Malkin)
.08 - 12/15/07 in 2-3 loss vs. WSH (2nd period) (David Steckel)

AT HOME
.08 - 12/15/07 in 2-3 loss vs. WSH (2nd period) (David Steckel)
.10 - 3 times, last - 12/27/07 in 2-5 loss vs. MTL (2nd period) (Alex Kovalev)



ON ROAD
:06 - 11/25/96 in 2-4 loss @ MTL (2nd period) (Brian Savage)
:07 - 4/6/03 in 2-6 loss @ ATL (2nd period) (Kamil Pirots)
:07 - 1/5/11 in 1-8 loss @ PIT (1st period) (Evgeni Malkin)

FASTEST 2 GOALS - TEAM
:09 - 3/25/16 in 7-4 win vs. NYI (13:42 of 1st, 13:51 of 1st - Nikita Kucherov, Vladislav Namestnikov)
:09 - 1/9/04 in 4-1 win @ NJD (6:38 of 3rd, 6:47 of 3rd - Dave Andreychuk, Fredrik Modin)
:09 - 1/14/14 in 2-1 win @ NYR (1:10 of 2nd, 1:19 of 2nd - Victor Hedman, Nikita Kucherov)

FASTEST 2 GOALS - PLAYER
:11 - 2/12/12 in 2-4 loss @ PIT (9:58 of 1st, 10:09 of 1st) (Steve Downie)
:16 - 10/3/97 in 3-4 loss vs. NJD (17:51 of 3rd, 18:07 of 3rd) (Jason Wiemer)
:28 - 4/10/94 in 4-6 loss @ HFD (3:30 of 1st, 3:58 of 1st) (Denis Savard)

FASTEST 2 GOALS - OPPOSING TEAM
:07 - 2/28/98 in 5-2 win vs. WSH (5:50 of 2nd, 5:57 of 2nd - Calle Johansson, Jan Bulis)
:09 - 10/28/06 in 4-6 loss @ CAR (8:23 of 1st, 8:32 of 1st - Eric Staal, Kevyn Adams)
:10 - 3 times; last - 2/25/01 in 4-5 loss @ BUF (10:59 of 2nd, 11:09 of 2nd - Miroslav Satan, Vladimir Tsylplakov)

FASTEST 2 GOALS - OPPOSING PLAYER
:15 - 2/5/94 in 3-6 loss @ WSH (14:44 of 1st, 14:59 of 1st) (Peter Bondra)
:21 - 1/18/14 in 5-4 loss vs. SJS (12:48 of 3rd, 13:09 of 3rd) (Joe Pavelski)
:26 - 3/26/02 in 2-7 loss @ TOR (6:09 of 3rd, 6:35 of 3rd) (Tie Domi)

FASTEST 2 GOALS - BOTH TEAMS
:04 - 10/28/98 in 3-5 loss @ ANA (19:51 of 3rd, 19:55 of 3rd - Wendel Clark (TBL), Teemu Selanne (ANA))
:09 - 2/5/08 in 5-4 win @ STL (14:55 of 3rd, 15:04 of 3rd - Nick Tarnasky (TBL), Jamal Mayers (STL))

:10 - 11/4/06 in 5-6 OT loss @ BOS (11:03 of 2nd, 11:13 of 2nd - Phil Kessel (BOS), Nikita Alexeev (TBL))

FASTEST 3 GOALS - LIGHTNING TEAM
:42 - 3/11/08 in 8-4 win vs. NYI (17:43, 18:15, 18:25 of 3rd - Vincent Lecavalier, Michel Ouellet, Jason Ward)

:47 - 4/10/94 in 4-6 loss @ HFD (3:11, 3:30, 3:59 of 1st - John Tucker, Denis Savard(2))
1:08 - 11/9/17 in 5+2 win at LAK (9:27, 10:01, 10:35 of 1st - Nikita Kucherov, Alex Killorn, Victor Hedman)

FASTEST 3 GOALS - LIGHTNING PLAYER
1:31 - 11/15/18 in 4-3 win at PIT (19:57 of 1st -- 1:28 of 2nd) (Brayden Point)
6:17 - 10/26/06 in 5-1 win vs. CAR (10:46 of 2nd - 17:03 of 2nd) (Martin St. Louis)
6:23 - 1/18/14 in 5-4 loss vs. SJS (15:44 of 1st - 2:07 of 2nd) (Martin St. Louis)

FASTEST 3 GOALS - OPPOSING TEAM
:36 - 4/15/93 in 5-6 loss @ STL (19:38, 19:48 of 1st, 0:14 of 2nd - Kevin Miller, Bob Bassen (2))
:39 - 11/14/96 in 3-5 loss @ STL (13:15, 13:27, 13:54 of 3rd - Stephane Matteau, Pierre Turgeon, Jim Campbell)

FASTEST 3 GOALS - OPPOSING PLAYER
2:06 - 2/5/94 in 3-6 loss @ WSH (14:44 of 1st - 16:50 of 1st) (Peter Bondra)
3:57 - 2/5/94 in 3-6 loss @ WSH (14:59 of 1st - 18:56 of 1st) (Peter Bondra)
4:10 - 11/8/06 in 4-3 win @ PIT (15:37 of 2nd - 19:47 of 2nd) (Nils Ekman)

FASTEST 3 GOALS - BOTH TEAMS
:34 - 1/1/14 in 4-2 win vs. VAN (15:27, 15:47, 16:01 of 2nd) - Valtteri Filppula (TBL), Tyler Johnson (TBL), Zac Dalpe (VAN)
:42 - 12/21/93 in 3-8 loss @ PIT (3:21, 3:46, 4:03 of 3rd) - Rob Zamuner (TBL), Doug Brown (PIT), Rob DiMaio (TBL)
:42 - 2/5/94 in 3-6 loss @ WSH(14:17, 14:44, 14:59 of 1st) - Shawn Chambers (TBL), Peter Bondra (WAS) (2)

LONGEST SHUTOUT STREAK
184:06 - 2/12-2/18/19

AT HOME
153:10 - 10/20-11/4/11

ON ROAD
190:25 - 1/20-1/29/06

MOST CONSECUTIVE GAMES WITHOUT BEING SHUT OUT
125 - 12/14/13-3/28/15
76 - 1/6/02-12/23/02
74 - 11/27/10-11/9/12

LONGEST SCORELESS STREAK
166:34 - 3/19-3/24/00

AT HOME
139:14 - 1/30-2/8/97

ON ROAD
157:29 - 3/13-3/18/96

GREATEST MARGIN OF VICTORY
9 - 11/8/03 in 9-0 win vs. PIT
8 - 12/7/06 in 8-0 win vs. ATL
6 - 10x, Last: 2/14/19 in 6-0 win vs. DAL

AT HOME
9 - 11/8/03 in 9-0 win vs. PIT
8 - 12/7/06 in 8-0 win vs. ATL
6 - 6x, Last: 2/14/19 in 6-0 win vs. DAL

ON ROAD
6 - 3 times, last - 1/28/06 in 6-0 win @ PHI
5 - 10 times, last - 11/1/16 in 6-1 win at NYI

GREATEST MARGIN OF DEFEAT
10 - 1/2/96 in 0-10 loss @ CGY
10 - 11/1/95 in 0-10 loss @ PIT
9 - 2/3/99 in 1-10 loss @ WSH

AT HOME
8 - 11/10/98 in 2-10 loss vs. NYR
8 - 4/8/93 in 1-9 loss vs. DET
8 - 2/8/00 in 0-8 loss vs. SJ

ON ROAD
10 - 1/2/96 in 0-10 loss @ CGY
10 - 11/1/95 in 0-10 loss @ PIT
9 - 2/3/99 in 1-10 loss @ WSH

MOST CONSECUTIVE GOALS - GAME
9 - 11/8/03 in 9-0 win vs. PIT
8 - 12/7/06 in 8-0 win vs. ATL
7 - 10/21/17 in 7-1 win vs. PIT
7 - 1/23/11 in 7-1 win vs. ATL
7 - 2/23/11 in 8-3 win vs. PHX

AT HOME
9 - 11/8/03 in 9-0 win vs. PIT

ON ROAD
6 - 7 times, last - 11/1/16 in 6-1 win @ NYI

MOST CONSECUTIVE GOALS OPPONENTS - GAME
10 - 1-1/2/96 in 0-10 loss @ CGY
10 - 11/1/95 in 0-10 loss @ PIT
9 - 2/3/99 in 1-10 loss @ WAS

AT HOME
8 - 4/9/93 in 1-9 loss vs. DET
8 - 2/8/00 in 0-8 loss vs. SJ
7 - 2/28/06 in 2-8 loss vs. FLA
7 - 4/6/07 in 2-7 loss vs. FLA

ON ROAD
10 - 1/2/96 in 0-10 loss @ CGY
10 - 11/1/95 in 0-10 loss @ PIT
9 - 2/3/99 in 1-10 loss @ WAS

MOST POINTS - GAME
24 - 10/30/18 in 8-3 win vs. NJD (8g-16a)
24 - 11/18/10 in 8-7 win @ PHI (8g-16a)
23 - 11/8/03 in 9-0 win vs. PIT (9g-14a)

AT HOME
24 - 10/30/18 in 8-3 win vs. NJD (8g-16a)
23 - 11/8/03 in 9-0 win vs. PIT (9g-14a)
22 - 4 times, last - 2/1/13 in 8-3 win vs. WPG (8g-14a)

ON ROAD
24 - 11/18/10 in 8-7 win @ PHI (8g-16a)
21 - 3/22/18 In 7-6 win @ NYI (7g-14a)
21 - 10/30/17 In 8-5 win @FLA (8g-13a)
21 - 3/1/09 in 8-6 win @ CGY (8g-13a)

MOST POINTS - PERIOD
15 - 10/7/92 in 7-3 win vs. CHI (1st period) (5g-10a)
15 - 12/19/95 in 6-3 win vs. WPG (3rd period) (6g-9a)
14 - 11/22/00 in 8-2 win vs. ATL (2nd period) (5g-9a)

AT HOME
15 - 10/7/92 in 7-3 win vs. CHI (1st period) (5g-10a)
15 - 12/19/95 in 6-3 win vs. WPG (3rd period) (6g- 9a)
14 - 11/22/00 in 8-2 win vs. ATL (2nd period) (5g- 9a)

ON ROAD
13 - 3/30/18 In 7-3 win at NYR (3rd period) (5g-8a)
12 - 12 times, last - 3/22/18 In 7-6 win @ NYI (2nd period) (4g-8a)

MOST POINTS OPPONENTS - GAME
28 - 2/3/99 in 1-10 loss @ WAS (10g-18a)
27 - 2 times, last - 3/8/99 in 3-9 loss @ OTT (9g-18a)

AT HOME
26 - 11/10/98 in 2-10 loss vs. NYR (10g-16a)
25 - 12/5/92 in 7-9 loss vs. DET (9g-16a)
25 - 3/7/09 in 3-9 loss vs. CAR (9g-16a)

ON ROAD
28 - 2/3/99 in 1-10 loss @ WAS (10g-18a)
27 - 2 times, last - 3/8/99 in 3-9 loss @ OTT (9g-18a)

MOST POINTS OPPONENT - PERIOD
22 - 2/3/99 in 1-10 loss @ WAS (2nd period) (8g-14a)
21 - 11/20/06 in 2-7 loss @ BUF (2nd period) (7g-14a)

AT HOME
18 - 3/7/09 in 3-9 loss vs. CAR (2nd period) (6g-12a)
15 - 2/28/06 in 2-8 loss vs. FLA (2nd period) (5g-10a)
14 - 5 times, last - 3/2/10 in 2-7 loss vs. PHI (3rd period) (6g-8a)

ON ROAD
22 - 2/3/99 in 1-10 loss @ WAS (2nd period) (8g-14a)
21 - 11/20/06 in 2-7 loss @ BUF (2nd period) (7g-14a)

MOST POINTS BOTH TEAMS - GAME
45 - 11/18/10 in 8-7 win @ PHI (TBL 8-16-24 PHI 7-14-21)
44 - 12/5/92 in 7-9 loss vs. DET (TBL 7-12-19, DET 9-16-25)
39 - 11/23/92 in 5-10 loss @ DET (TBL 5-7-12, DET 10-17-27)

AT HOME
44 - 12/5/92 in 7-9 loss vs. DET (TBL 7-12-19, DET 9-16-25)
36 - 10/18/02 in 8-5 win vs. ATL (TBL 8-14-22, ATL 5-9-14)
36 - 12/13/07 in 6-9 loss vs. CGY (TBL 6-10-16, CGY 9-11-20)

ON ROAD
45 - 11/18/10 in 8-7 win @ PHI (TBL 8-16-24 PHI 7-14-21)
39 - 11/23/92 in 5-10 loss @ DET (TBL 5-7-12, DET 10-17-27)
39 - 3/1/09 in 8-6 win @ CGY (TBL 8-13-21, CGY 6-12-18)

MOST POINTS BOTH TEAMS - PERIOD
27 - 11/18/10 in 8-7 win @ PHI (1st period) (TBL 4-8-12, PHI 5-10-15)
25 - 2/3/99 in 1-10 loss @ WAS (2nd period) (TBL 1-2-3, WAS 8-14-22)
22 - 12/9/92 in 5-6 loss @ NYR (2nd period) (TBL 4-8-12, NYR 4-6-10)

AT HOME
21 - 12/19/95 in 6-3 win vs. WPG (2nd period) (TBL 6-9-15, WPG 2-4-6)
21 - 11/4/11 in 5-4 OT win vs. CHI (2nd period) (TBL 4-7-11, CHI 4-6-10)
20 - 12/5/92 in 7-9 loss vs. DET (3rd period) (TBL 2-4-6, DET 5-9-14)

ON ROAD
27 - 11/18/10 in 8-7 win @ PHI (1st period) (TBL 4-8-12, PHI 5-10-15)
25 - 2/3/99 in a 1-10 loss @ WAS (2nd period) (TBL 1-2-3, WAS 8-14-22)
22 - 12/9/92 in 5-6 loss @ NYR (2nd period) (TBL 4-8-12, NYR 4-6-10)

ASSISTS

MOST ASSISTS - GAME
16 - 10/30/18 in 8-3 win vs. NJD
16 - 11/18/10 in 8-7 win @ PHI
15 - 2/1/13 in 8-3 win vs. WPG

AT HOME
16 - 10/30/18 in 8-3 win vs. NJD
15 - 2/1/13 in 8-3 win vs. WPG
14 - 3 times, last - 2/23/11 in 8-3 win vs. PHX

ON ROAD
16 - 11/18/10 in 8-7 win @ PHI
14 - 3/22/18 in 7-6 win @ NYI
13 - 3/1/09 in 8-6 win @ CGY

MOST ASSISTS - PERIOD
10 - 10/7/92 in 7-3 win vs. CHI (1st period)
9 - 12/19/95 in 6-3 win vs. WPG (3rd period)
9 - 11/22/00 in 8-2 win vs. ATL (2nd period)

AT HOME
10 - 10/7/92 in 7-3 win vs. CHI (1st period)
9 - 12/19/95 in 6-3 win vs. WPG (3rd period)
9 - 11/22/00 in 8-2 win vs. ATL (2nd period)

ON ROAD
8 - 14 times, last - 3/30/18 in 7-3 win @ NYR (3rd period)

MOST ASSISTS OPPONENT - GAME
18 - 3/8/99 in 3-9 loss @ OTT
18 - 2/3/99 in 1-10 loss @ WAS
17 - 11/23/92 in 5-10 loss @ DET

AT HOME
16 - 5 times, last - 3/7/09 in 3-9 loss vs. CAR

ON ROAD
18 - 3/8/99 in 3-9 loss @ OTT
18 - 2/3/99 in 1-10 loss @ WAS
17 - 11/23/92 in 5-10 loss @ DET

MOST ASSISTS BOTH TEAMS - GAME
30 - 11/18/10 in 8-7 win @ PHI (TBL 16, PHI 14)
28 - 12/5/92 in 7-9 loss vs. DET (TBL 12, DET 16)
25 - 3/9/06 in 5-8 loss @ BUF (TBL 10, BUF 15)
25 - 3/1/09 in 8-6 win @ CGY (TBL 13, CGY 12)

AT HOME
28 - 12/5/92 in 7-9 loss vs. DET (TBL 12, DET 16)
23 - 10/18/02 in 8-5 win vs. ATL (TBL 14, ATL 9)
22 - 2x, last - 2/16/12 in 6-5 OT win vs. SJS (TBL 12, SJS 10)

ON ROAD
30 - 11/18/10 in 8-7 win @ PHI (TBL 16, PHI 14)
25 - 3/9/06 in 5-8 loss @ BUF (TBL 10, BUF 15)
25 - 3/1/09 in 8-6 win @ CGY (TBL 13, CGY 12)

MOST ASSISTS BOTH TEAMS - PERIOD
18 - 11/18/10 in 8-7 win @ PHI (1st period) (TBL 8, PHI 10)
16 - 2/3/99 in 1-10 loss @ WAS (2nd period) (TBL 2, WAS 14)
14 - 3 times, last - 3/1/09 in 8-6 win @ CGY (2nd period) (TBL 8, CGY 6)

AT HOME
13 - 3x, last - 11/4/11 in 5-4 OT win vs. CHI (2nd period) (TBL 7, CHI 6)
12 - 2x, last - 1/25/13 in 6-4 win vs. OTT (2nd period) (TBL 4, OTT 8)

ON ROAD
18 - 11/18/10 in 8-7 win @ PHI (1st period) (TBL 8, PHI 10)
16 - 2/3/99 in 1-10 loss @ WAS (2nd period) (TB 2, WAS 14)
14 - 3 times, last - 3/1/09 in 8-6 win @ CGY (2nd period) (TB 8, CGY 6)

POWER PLAY

MOST POWER PLAY GOALS - SEASON
83 - 1995-96
81 - 2005-06
74 - 2018-19
74 - 1992-93

AT HOME
50 - 1995-96
40 - 2002-03
40 - 2010-11

ON ROAD
42 - 2005-06
39 - 2018-19
35 - 2006-07

FEWEST POWER PLAY GOALS - SEASON
25 - 1994-95*
31 - 2012-13*
33 - 1997-98

AT HOME
11 - 1994-95*
19 - 1997-98
22 - 2011-12, 2012-13*

ON ROAD
9 - 2012-13*
13 - 2015-16
14 - 1994-95*, 1997-98

*-Season shortened to 48 games due to lockout

MOST POWER PLAY GOALS - GAME
5 - 3/19/95 in 6-1 win @ BUF
4 - 8 times, last - 11/15/18 in 4-3 win @ PIT

AT HOME
4 - 6 times, last - 10/13/18 in 8-2 win vs. CBJ

ON ROAD
5 - 3/19/95 in 6-1 win @ BUF
4 - 11/15/18 in 4-3 win @ PIT
4 - 11/7/92 in 6-5 win @ NYI

MOST POWER PLAY CHANCES - SEASON
485 - 2005-06 (81 PPG, 16.7%)
424 - 1992-93 (74 PPG, 17.5%)
424 - 2000-01 (53 PPG, 12.5%)

AT HOME
238 - 2005-06 (39 PPG, 16.4%)
236 - 1992-93 (38 PPG, 16.1%)
218 - 2002-03 (40 PPG, 18.3%)

ON ROAD
247 - 2005-06 (42 PPG, 17.0%)
210 - 2000-01 (23 PPG, 11.0%)
191 - 1995-96 (33 PPG, 17.3%)

FEWEST POWER PLAY CHANCES - SEASON
163 - 2012-13* (31 PPG, 19.0%)
177 - 1994-95* (25 PPG, 14.1%)
262 - 2018-19 (74 PPG, 28.2%)

AT HOME
91 - 2012-13* (22 PPG, 24.2%)
94 - 1994-95* (11 PPG, 11.7%)
132 - 2011-12 (22 PPG, 16.7%)

ON ROAD
72 - 2012-13* (9 PPG, 12.5%)
83 - 1994-95* (14 PPG, 16.9%)
117 - 2018-19 (39 PPG, 33.3%)

*-Season shortened to 48 games due to lockout

MOST POWER PLAY CHANCES - GAME
13 - 3/6/01 in 2-1 win vs. SJ (0-13)
13 - 11/09/02 in 3-2 OT loss vs. CHI (2-13)
13 - 12/29/02 in 5-3 win vs. NYR (4-13)

AT HOME
13 - 3/6/01 in 2-1 win vs. SJ (0-13)
13 - 11/09/02 in 3-2 OT loss vs. CHI (2-13)
13 - 12/29/02 in 5-3 win vs. NYR (4-13)

ON ROAD
10 - 2/23/96 in 3-2 win @ NYI (1-10)
10 - 10/20/05 in 6-0 win @ ATL (2-10)
9 - 10 times, last - 11/18/10 in 8-7 win @ PHI (3-9)

FEWEST POWER PLAY GOALS ALLOWED - SEASON
30 - 2012-13*
32 - 1994-95*
40 - 2018-19
40 - 2001-02

AT HOME
14 - 1994-95*, 2012-13*
18 - 2018-19
18 - 2015-16

ON ROAD
16 - 2012-13*
18 - 1994-95*
20 - 2001-02
20 - 2003-04

*-Season shortened to 48 games due to lockout

MOST POWER PLAY GOALS ALLOWED - SEASON
101 - 1992-93
89 - 2008-09
77 - 1999-00

AT HOME
45 - 1999-00
43 - 1997-98
41 - 1992-93



ON ROAD
59 - 1992-93
49 - 2008-09
42 - 2000-01

MOST POWER PLAY GOALS ALLOWED - GAME
5 - 11/1/95 in 0-10 loss @ PIT
5 - 10/17/11 in 4-7 loss vs. FLA
4 - 7 times, last - 12/19/17 in 4-3 loss at V GK

AT HOME
5 - 10/17/11 in 4-7 loss vs. FLA
4 - 11/1/05 in 4-6 loss vs. ATL

ON ROAD
5 - 11/1/95 in 0-10 loss @ PIT
4 - 4 times, last - 12/19/17 in 4-3 loss at V GK

MOST TIMES SHORTHANDED - SEASON
428 - 1995-96 (68 PPGA, 84.1%)
422 - 2000-01 (72 PPGA, 82.9%)
410 - 1992-98 (68 PPGA, 82.4%)

AT HOME
212 - 1997-98 (43 PPGA, 79.7%)
209 - 1995-96 (35 PPGA, 83.3%)
205 - 2000-01 (30 PPGA, 85.4%)

ON ROAD
219 - 1995-96 (33 PPGA, 84.9%)
217 - 2000-01 (42 PPGA, 80.6%)
208 - 1992-93 (59 PPGA, 71.6%)

FEWEST TIMES SHORTHANDED - SEASON
155 - 2012-13* (30 PPGA, 80.7%)
205 - 1994-95* (32 PPGA, 84.4%)
257 - 2015-16 (41 PPGA, 84%)

AT HOME
77 - 2012-13* (14 PPGA, 81.8%)
109 - 1994-95* (14 PPGA, 87.2%)
123 - 2015-16 (18 PPGA, 85.4%)

ON ROAD
78 - 2012-13* (16 PPGA, 79.5%)
96 - 1994-95* (18 PPGA, 81.3%)
132 - 2003-04 (20 PPGA, 84.8%)

*-Season shortened to 48 games due to lockout

MOST TIMES SHORTHANDED - GAME
11 - 3/3/01 in 6-0 win @ NYI (0-11)
10 - 9 times, last - 10/8/05 in 2-1 win vs. FLA (1-10)

AT HOME
10 - 5 times, last - 10/8/05 in 2-1 win vs. FLA (1-10)

ON ROAD
11 - 3/3/01 in 6-0 win @ NYI (0-11)
10 - 4 times, last - 2/25/01 in 4-5 loss @ BUF (3-10)

MOST SHORTHANDED GOALS - SEASON
15 - 2003-04
14 - 2006-07
12 - 2018-19

AT HOME
10 - 2003-04
8 - 2013-14
7 - 2018-19
7 - 1997-98

ON ROAD
9 - 1996-97
7 - 1998-99
7 - 2006-07

FEWEST SHORTHANDED GOALS - SEASON
0 - 2012-13*
1 - 2010-11
2 - 2009-10, 2011-12

AT HOME
0 - 2011-12, 2012-13*
1 - 2010-11
2 - 1993-94, 2002-03, 2008-09, 2009-10, 2016-17

ON ROAD
0 - 2009-10, 2010-11, 2012-13*
2 - 1994-95*, 2007-08, 2008-09, 2011-12, 2013-14, 2016-17

*-Season shortened to 48 games due to lockout

FEWEST SHORTHANDED GOALS ALLOWED - SEASON
3 - 2018-19
3 - 2017-18
4 - 2003-04, 2012-13*

AT HOME
0 - 2018-19
1 - 2002-03
2 - 1994-95*, 2000-01, 2013-14, 2017-18

ON ROAD
0 - 2003-04
1 - 2017-18
2 - 2009-10, 2012-13*

*-Season shortened to 48 games due to lockout

MOST SHORTHANDED GOALS ALLOWED - SEASON
20 - 1993-94
16 - 1997-98, 2010-11
13 - 1995-96

AT HOME
11 - 2010-11
6 - 1992-93, 1993-94, 1996-97, 1998-99, 2005-06, 2011-12

ON ROAD
12 - 1993-94
11 - 1997-98
9 - 2000-01

MOST PENALTY MINUTES - SEASON
1823 - 1997-98
1713 - 1999-00
1686 - 1996-97

AT HOME
990 - 1997-98
985 - 1996-97
845 - 1999-00

ON ROAD
878 - 1999-00
847 - 1995-96
833 - 1997-98

FEWEST PENALTY MINUTES - SEASON
577 - 2012-13*
753 - 2017-18
779 - 2018-19

AT HOME
202 - 2012-13*
348 - 2017-18
361 - 2018-19

ON ROAD
261 - 2012-13*
380 - 2015-16
405 - 2017-18

*-Season shortened to 48 games due to lockout

MOST PENALTY MINUTES - GAME
97 - 4/4/98 in 1-4 loss vs. PIT
95 - 11/6/97 in 2-5 loss @ LA
89 - 10/12/02 in 5-1 win vs. CAR

AT HOME
97 - 4/4/98 in 1-4 loss vs. PIT
89 - 10/12/02 in 5-1 win vs. CAR
83 - 2 times, last - 3/21/98 in 5-1 win vs. FLA

ON ROAD
95 - 11/6/97 in 2-5 loss @ LA
79 - 1/4/93 in 0-7 loss @ VAN
68 - 2/12/97 in 2-5 loss @ FLA
68 - 2/10/00 in 4-5 OT loss @ NYI

MOST PENALTY MINUTES - PERIOD
75 - 4/4/98 in 1-4 loss vs. PIT (2nd period)
67 - 10/12/02 in 5-1 win vs. CAR (3rd period)
63 - 11/6/97 in 2-5 loss @ LA (3rd period)

AT HOME
75 - 4/4/98 in 1-4 loss vs. PIT (2nd period)
67 - 10/12/02 in 5-1 win vs. CAR (3rd period)
62 - 3/21/98 in 5-1 win vs. FLA (3rd period)

ON ROAD
63 - 11/6/97 in 2-5 loss @ LA (3rd period)
59 - 1/4/93 in 0-7 loss @ VAN (3rd period)
58 - 2/10/00 in 4-5 OT loss @ NYI (2nd period)

MOST OPPONENT PENALTY MINUTES - SEASON
1736 - 1992-93
1662 - 1993-94
1608 - 1997-98

AT HOME
971 - 1993-94
964 - 1992-93
915 - 1997-98

ON ROAD
807 - 1999-00
750 - 1992-93
745 - 1995-96

FEWEST OPPONENT PENALTY MINUTES - SEASON
773 - 2018-19
783 - 2017-18
817 - 2013-14

AT HOME
375 - 2017-18
409 - 2018-19
426 - 2011-12

ON ROAD
364 - 2018-19
378 - 2013-14
383 - 2007-08

MOST PENALTY MINUTES OPPONENT - GAME
92 - 11/6/97 in 2-5 loss @ LAK
83 - 2 times, last - 3/21/98 in 5-1 win vs. FLA

AT HOME
83 - 3/21/98 in 5-1 win vs. FLA
83 - 4/1/93 in 3-5 loss vs. VAN
80 - 10/12/02 in 5-1 win vs. CAR

ON ROAD
92 - 11/6/97 in 2-5 loss @ LAK
75 - 1/4/93 in 0-7 loss @ VAN
58 - 12/14/95 in 0-4 loss @ PHI
58 - 4/1/00 in 3-3 tie @ FLA

MOST PENALTY MINUTES OPPONENT - PERIOD
60 - 3/21/98 in 5-1 win vs. FLA (3rd period)
58 - 10/12/02 in 5-1 win vs. CAR (3rd period)
47 - 2 times, last - 4/1/00 in 3-3 tie @ FLA (2nd period)

AT HOME
60 - 3/21/98 in 5-1 win vs. FLA (3rd period)
58 - 10/12/02 in 5-1 win vs. CAR (3rd period)
46 - 1/21/93 in 1-6 loss vs. TOR (1st period)

ON ROAD
47 - 1/4/93 in 0-7 loss @ VAN (3rd period)
47 - 4/1/00 in 3-3 tie @ FLA (2nd period)
46 - 12/14/95 in 0-4 loss @ PHI (3rd period)

MOST PENALTY MINUTES BOTH TEAMS - GAME
187 - 11/6/97 in 2-5 loss @ LAK (TB 95, LA 92)
169 - 10/12/02 in 5-1 win vs. CAR (TB 89, CAR 80)
166 - 3/21/98 in 5-1 win vs. FLA (TB 83, FLA 83)

AT HOME
169 - 10/12/02 in 5-1 win vs. CAR (TB 89, CAR 80)
166 - 3/21/98 in 5-1 win vs. FLA (TB 83, FLA 83)

152 - 4/1/93 in 3-5 loss vs. VAN (TB 69, VAN 83)

ON ROAD
187 - 11/6/97 in 2-5 loss @ LAK (TB 95, LA 92)
154 - 1/4/93 in 0-7 loss @ VAN (TB 79, VAN 75)
120 - 12/14/95 in 0-4 loss @ PHI (TB 62, PHI 58)
120 - 2/10/00 in 4-5 OT loss @ NYI (TB 68, NYI 52)

MOST PENALTY MINUTES BOTH TEAMS - PERIOD
125 - 10/12/02 in 5-1 win vs. CAR (3rd period) (TB 67, CAR 58)
122 - 3/21/98 in 5-1 win vs. FLA (3rd period) (TB 62, FLA 60)
108 - 11/6/97 in 2-5 loss @ LAK (3rd period) (TB 63, LA 45)

AT HOME
125 - 10/12/02 in 5-1 win vs. CAR (3rd period) (TB 67, CAR 58)
122 - 3/21/98 in 5-1 win vs. FLA (3rd period) (TB 62, FLA 60)
104 - 2/15/97 in 4-1 win vs. WAS (3rd period) (TB 59, WAS 45)

ON ROAD
108 - 11/6/97 in 2-5 loss @ LAK (3rd period) (TB 63, LA 45)
106 - 1/4/93 in 0-7 loss @ VAN (3rd period) (TB 59, VAN 47)
98 - 2/10/00 in 4-5 OT loss @ NYI (2nd period) (TB 58, PHI 40)

SHOTS

MOST SHOTS - SEASON
2,680 - 2017-18
2,620 - 2018-19
2,605 - 2010-11

AT HOME
1,376 - 1992-93
1,373 - 2017-18
1,368 - 2010-11

ON ROAD
1,311 - 2018-19
1,307 - 2017-18
1,266 - 2005-06

MOST SHOTS - GAME
55 - 10/21/18 in 6-3 win @ CHI
52 - 11/18/08 in 3-4 shootout loss vs. FLA
51 - 2/17/18 in 3-4 loss vs. NJD
51 - 1/17/04 in 1-2 loss @ FLA

AT HOME
52 - 11/18/08 in 3-4 shootout loss vs. FLA
51 - 2/17/18 in 3-4 loss vs. NJD
50 - 1/24/06 in 3-2 loss vs. FLA
50 - 12/21/13 in 3-2 OT win vs. CAR

ON ROAD
55 - 10/21/18 in 6-3 win @ CHI
51 - 1/17/04 in 1-2 loss @ FLA
50 - 3/30/18 in 7-3 win @ NYR

MOST SHOTS - PERIOD
33 - 10/21/18 in 6-3 win @ CHI (2nd)
27 - 1/9/15 in 2-1 win vs. BUF (2nd)
25 - 4/1/06 in 2-4 loss at FLA (3rd)
25 - 11/28/06 in 2-5 loss vs. WSH (3rd)
25 - 10/8/09 in 3-4 shootout loss vs. NJD (2nd)

AT HOME
27 - 1/9/15 in 2-1 win vs. Buffalo
25 - 11/28/06 in 2-5 loss vs. WSH (3rd)
25 - 10/8/09 in 3-4 SOL vs. NJD (2nd)
24 - 2 times, last - 12/28/09 in 2-1 win vs. BOS (2nd)

ON ROAD
33 - 10/21/18 in 6-3 win @ CHI (2nd)
25 - 4/1/06 in 2-4 loss @ FLA (3rd)
24 - 2 times, last - 1/21/17 in 3-5 loss @ ARI (3rd)

MOST SHOTS OPPONENTS - SEASON
2,701 - 2008-09
2,683 - 2017-18
2,633 - 1998-99

AT HOME
1,375 - 2008-09
1,305 - 2009-10
1,282 - 2017-18

ON ROAD
1,401 - 2017-18
1,382 - 1998-99
1,371 - 2000-01

MOST SHOTS OPPONENT - GAME
58 - 3/20/19 in 5-4 OT win @ WSH
51 - 1/19/14 in 5-3 win @ CAR
50 - 3/25/10 in 5-3 win at BOS
50 - 2/16/12 in 6-5 OT win vs. SJS

AT HOME
50 - 2/16/12 in 6-5 OT win vs. SJS
49 - 12/13/18 in 4-1 win vs. TOR
49 - 3/6/18 in 5-4 OT win vs. FLA
49 - 2/17/09 in 3-5 loss vs. CHI

ON ROAD
58 - 3/20/19 in 5-4 OT win @ WSH
51 - 1/19/14 in 5-3 win @ CAR
50 - 3/25/10 in 5-3 win @ BOS

MOST SHOTS OPPONENT - PERIOD
25 - 2/3/99 in 1-10 loss @ WAS (2nd)
24 - 10/7/17 in 4-5 loss @ FLA (1st)
23 - 4 times, last - 12/13/18 in 4-1 win vs. TOR (2nd)

AT HOME
23 - 12/13/18 in 4-1 win vs. TOR (2nd)
23 - 4/6/10 in 5-8 loss vs. CAR (1st)
22 - 11/23/16 in 4-2 win vs. PHI (2nd)

ON ROAD
25 - 2/3/99 in 1-10 loss @ WAS (2nd)
24 - 10/7/17 in 4-5 loss @ FLA (1st)
23 - 12/6/97 in 2-4 loss @ NJ (1st)
23 - 4/9/06 in 3-6 loss @ FLA (2nd)

MOST SHOTS BOTH TEAMS - GAME
91 - 10/21/18 in 6-3 win @ CHI (TB 55, CHI 36)
89 - 12/16/18 in 4-5 OT loss @ WPG (TB 47, WPG 42)
89 - 4/26/95 in 4-6 loss @ NYR (TB 41, NYR 48)

AT HOME
88 - 11/18/08 in 2-4 shootout loss vs. FLA (TBL 52, FLA 36)
87 - 3/15/97 in 2-5 loss vs. VAN (TB 39, VAN 48)
85 - 11/27/95 in 2-0 win vs. LA (TB 40, LA 45)

ON ROAD
91 - 10/21/18 in 6-3 win @ CHI (TB 55, CHI 36)
89 - 12/16/18 in 4-5 OT loss @ WPG (TB 47, WPG 42)
89 - 4/26/95 in 4-6 loss @ NYR (TB 41, NYR 48)

MOST SHOTS BOTH TEAMS - PERIOD
39 - 10/21/18 in 6-3 win @ CHI (2nd) (TBL 33, CHI 6)
37 - 4/4/17 in 0-4 loss @ BOS (2nd) (TBL 17, BOS 20)
36 - 1/13/19 in 1-5 loss at NYI (2nd) (TBL 22, NYI 14)
36 - 2/16/08 in 2-3 loss vs. WSH (2nd) (TBL 24, WSH 12)

AT HOME
36 - 2/16/08 in 2-3 loss vs. WSH (2nd) (TBL 24, WSH 12)
35 - 12/13/18 in 4-1 win vs. TOR (2nd) TBL 12, TOR 23)
35 - 3/27/93 in 3-8 loss vs. DET (3rd) (TBL 18, DET 17)

ON ROAD
39 - 10/21/18 in 6-3 win @ CHI (2nd) (TBL 33, CHI 6)
37 - 4/4/17 in 0-4 loss @ BOS (2nd) (TBL 17, BOS 20)
36 - 1/13/19 in 1-5 loss at NYI (2nd) (TBL 22, NYI 14)

FEWEST SHOTS - SEASON
1280 - 1994-95*
1323 - 2012-13*
2014 - 2000-01

AT HOME
628 - 1994-95*
652 - 2012-13*
1,035 - 2000-01

ON ROAD
652 - 1994-95*
671 - 2012-13*
979 - 2000-01

*-Season shortened to 48 games due to lockout

FEWEST SHOTS - GAME
11 - 12/18/93 in 3-5 loss vs. BOS
11 - 12/4/01 in 1-1 tie @ NJD
12 - 12/10/97 in 0-3 loss @ DAL

AT HOME
11 - 12/18/93 in 3-5 loss vs. BOS
15 - 3 times, last - 3/8/01 in 1-0 win vs. CAR

ON ROAD
11 - 12/4/01 in 1-1 tie @ NJD
12 - 12/10/97 in 0-3 loss @ DAL
13 - 3 times, last - 3/12/13 in 3-2 win @ FLA

FEWEST SHOTS - PERIOD
0 - 11/22/99 in 4-1 win vs. PHI (2nd period)
0 - 12/2/99 in 1-3 loss @ PHX (2nd period)
0 - 10/5/13 in 3-2 SO win @ CHI (1st period)

AT HOME
0 - 11/22/99 in 4-1 win vs. PHI (2nd period)
1 - 5 times, last - 3/22/12 in 3-2 SO win vs. EDM (3rd period)

ON ROAD
0 - 12/2/99 in 1-3 loss @ PHO (2nd period)
0 - 10/5/13 in 3-2 SO win @ CHI (1st period)

FEWEST SHOTS OPPONENT - SEASON
1,325 - 1994-95*
1,451 - 2012-13*
2,085 - 2003-04

AT HOME
671 - 1994-95*
697 - 2012-13*
1,016 - 2003-04

ON ROAD
654 - 1994-95*
754 - 2012-13*
1,069 - 2003-04

*-Season shortened to 48 games due to lockout

FEWEST SHOTS OPPONENT - GAME
11 - 12/30/93 in 3-0 win at Ottawa
11 - 10/5/06 in 3-2 SO win at Atlanta

11 - 12/31/14 in 5-1 win at Buffalo
13 - 1/23/04 in 3-1 win at Pittsburgh
13 - 12/30/06 in 3-1 win vs. Montreal

13 - 12/4/14 in 5-0 win vs. Buffalo
13 - 12/4/14 in 5-0 win vs. Buffalo
14 - 3x, Last: 3/26/13 in 2-1 win vs. Buffalo



ON ROAD

11 - 12/30/93 in 3-0 win at Ottawa
11 - 10/5/06 in 3-2 SO win at Atlanta
11 - 12/31/14 in 5-1 win at Buffalo
13 - 1/23/04 in 3-1 win at Pittsburgh

FEWEST SHOTS OPPONENT - PERIOD

0 - 2/15/94 in 1-2 loss at NYI (3rd)
0 - 12/2/00 in 3-0 win vs. DET (1st)
1 - 10 times, last: 12/12/15 in 1-2 loss vs. WSH (3rd)

AT HOME

0 - 12/2/00 in 3-0 win vs. DET (1st period)
1 - 5 times, last - 12/12/15 in 1-2 loss vs. WSH (3rd)

ON ROAD

0 - 2/15/94 in 1-2 loss @ NYI (3rd period)
1 - 4 times, last - 12/10/10 in 3-4 shootout loss @ EDM (3rd)

FEWEST SHOTS BOTH TEAMS

- GAME

33 - 2/20/95 in 1-3 loss vs. NYR (TBL 15, NYR 18)
34 - 3/17/99 in 0-2 loss vs. PIT (TBL 16, PIT 18)
35 - 3/8/01 in 1-0 win vs. CAR (TBL 15, CAR 20)

AT HOME

33 - 2/20/95 in 1-3 loss vs. NYR (TBL 15, NYR 18)
34 - 3/17/99 in 0-2 loss vs. PIT (TBL 16, PIT 18)
35 - 3/8/01 in 1-0 win vs. CAR (TBL 15, CAR 20)

ON ROAD

36 - 4x, Last: 12/31/14 in 5-1 win at Buffalo (TB 25, BUF 11)
37 - 2/2/04 in 2-1 win at Philadelphia (TB 18, PHI 19)
37 - 10/5/06 in 3-2 shootout win at Atlanta (TB 26, ATL 11)

FEWEST SHOTS BOTH TEAMS

- PERIOD

5 - 11/5/15 in 4-1 win @ BUF (3rd period, TBL 3, BUF 2)
6 - 11/24/95 in 2-1 win @ WSH (3rd period, TBL 4, WAS 2)
6 - 3/6/07 in 1-5 loss @ VAN (1st period, TBL 2, VAN 4)

AT HOME

7 - 3 times, last - 3/7/11 in 1-2 shootout loss vs. WSH (3rd period, TBL 4, WSH 3)
8 - 8 times, last - 1/17/16 in 3-1 win vs. FLA (1st period, TBL 5, FLA 3)

ON ROAD

5 - 11/5/15 in 4-1 win @ BUF (3rd period, TBL 3, BUF 2)
6 - 11/24/95 in 2-1 win @ WSH (3rd period, TBL 4, WSH 2)
6 - 3/6/07 in 1-5 loss @ VAN (1st period, TBL 2, VAN 4)





17

2019-20 MEDIA GUIDE

PLAYOFF HISTORY

ALL-TIME PLAYOFF SCORING

ALL-TIME PLAYOFF SERIES: 23 (1995-96, 2002-03, 2003-04, 2005-06, 2006-07, 2010-11, 2012-13, 2013-14, 2015-16, 2017-18, 2018-19)
ALL-TIME PLAYOFF RECORD: 73-64 (.523)

ALL-TIME PLAYOFF SCORING

| PLAYER | GP | G | A | PTS | +/- | PIM | PP | SH | GW | OT | S |
|------------------------|-----------|-----------|-----------|-----------|------------|-----------|-----------|----------|----------|----------|------------|
| Martin St. Louis | 63 | 33 | 35 | 68 | 7 | 28 | 10 | 3 | 8 | 3 | 165 |
| NIKITA KUCHEROV | 63 | 28 | 32 | 60 | 10 | 51 | 8 | 0 | 6 | 2 | 178 |
| Vincent Lecavalier | 63 | 24 | 28 | 52 | 6 | 80 | 8 | 0 | 5 | 2 | 211 |
| STEVEN STAMKOS | 70 | 23 | 30 | 53 | -12 | 38 | 11 | 0 | 2 | 0 | 175 |
| TYLER JOHNSON | 68 | 24 | 27 | 51 | 10 | 42 | 2 | 1 | 7 | 2 | 150 |
| VICTOR HEDMAN | 84 | 7 | 41 | 48 | 5 | 50 | 3 | 0 | 2 | 0 | 178 |
| Brad Richards | 45 | 18 | 29 | 47 | -7 | 28 | 9 | 0 | 7 | 1 | 170 |
| ONDREJ PALAT | 67 | 21 | 21 | 42 | 3 | 30 | 7 | 1 | 4 | 0 | 118 |
| ALEX KILLORN | 68 | 21 | 20 | 41 | 13 | 76 | 4 | 1 | 5 | 0 | 142 |
| Valtteri Filppula | 47 | 5 | 17 | 22 | -5 | 4 | 2 | 0 | 1 | 0 | 63 |
| Dan Boyle | 45 | 3 | 19 | 22 | 6 | 30 | 1 | 0 | 0 | 0 | 71 |
| Fredrik Modin | 39 | 10 | 11 | 21 | 3 | 34 | 3 | 0 | 2 | 0 | 88 |
| Dave Andreychuk | 34 | 4 | 16 | 20 | -3 | 24 | 1 | 0 | 1 | 0 | 55 |
| Teddy Purcell | 22 | 7 | 11 | 18 | 2 | 2 | 2 | 0 | 1 | 0 | 55 |
| BRAYDEN POINT | 21 | 8 | 9 | 17 | -11 | 15 | 2 | 0 | 0 | 0 | 44 |
| Anton Stralman | 49 | 3 | 12 | 15 | -4 | 18 | 0 | 0 | 0 | 0 | 80 |
| Ruslan Fedotenko | 42 | 12 | 3 | 15 | -11 | 40 | 5 | 0 | 3 | 0 | 72 |
| Jonathan Drouin | 23 | 5 | 9 | 14 | -7 | 16 | 6 | 0 | 1 | 0 | 41 |
| Jason Garrison | 40 | 3 | 11 | 14 | 2 | 20 | 1 | 0 | 2 | 1 | 69 |
| Steve Downie | 17 | 2 | 12 | 14 | 7 | 40 | 0 | 0 | 1 | 0 | 27 |
| Vaclav Prospal | 22 | 5 | 8 | 13 | 0 | 12 | 2 | 0 | 1 | 0 | 48 |
| Simon Gagne | 15 | 5 | 7 | 12 | 6 | 4 | 0 | 0 | 1 | 0 | 21 |
| Ryan Callahan | 63 | 6 | 9 | 15 | -1 | 51 | 2 | 0 | 1 | 0 | 109 |
| Sean Bergenheim | 16 | 9 | 2 | 11 | 2 | 8 | 0 | 0 | 1 | 0 | 46 |
| Dominic Moore | 18 | 3 | 8 | 11 | -3 | 18 | 1 | 0 | 0 | 0 | 26 |

GOALTENDERS

| GOALTENDER | GP | W | L | SO | GA | GAA | SV% |
|---------------------------|-----------|-----------|-----------|----------|-----------|-------------|-------------|
| Nikolai Khabibulin | 33 | 21 | 12 | 5 | 66 | 1.94 | .926 |
| Ben Bishop | 36 | 21 | 13 | 5 | 71 | 2.09 | .927 |
| ANDREI VASILEVSKIY | 33 | 15 | 15 | 0 | 84 | 2.83 | .912 |
| Dwayne Roloson | 17 | 10 | 6 | 1 | 41 | 2.51 | .924 |
| Johan Holmqvist | 6 | 2 | 4 | 0 | 18 | 2.92 | .893 |
| Mike Smith | 3 | 1 | 1 | 0 | 2 | 1.00 | .958 |
| John Grahame | 6 | 1 | 3 | 0 | 19 | 3.42 | .883 |
| Jeff Reese | 5 | 1 | 1 | 0 | 12 | 3.64 | .880 |
| Daren Puppa | 4 | 1 | 3 | 0 | 26 | 4.86 | .837 |



PLAYOFF FIRSTS

| | | | |
|-------------------------------|--|--------------------------------|---|
| GAME | April 16, 1996 at Philadelphia (Eastern Conference Quarterfinals) | ROAD EMPTY NET GOAL | Martin St. Louis, at 19:50 of the 3rd period, April 12, 2004 at New York Islanders |
| HOME VICTORY | April 21, 1996 vs. Philadelphia, 5-4 in Overtime | HOME PENALTY SHOT | Have yet to attempt one |
| ROAD VICTORY | April 18, 1996 at Philadelphia, 2-1 in Overtime | ROAD PENALTY SHOT | Have yet to attempt one |
| HOME LOSS | April 23, 1996 vs. Philadelphia, 4-1 | HOME PENALTY SHOT FACED | Chris Conner at 9:10 of 2nd Period, April 25, 2011 vs. Pittsburgh (unsuccessful vs. Roloson) |
| ROAD LOSS | April 16, 1996 at Philadelphia, 7-3 | ROAD PENALTY SHOT FACED | Dainius Zubrus at 11:34 of 1st Period, April 15, 2003 at Washington (unsuccessful vs. Khabibulin) |
| LINEUP | April 16, 1996 at Philadelphia, Game One (Starters in Bold) | HOME PENALTY | Shawn Burr at 4:30 of 1st Period, April 21st, 1996 vs. Philadelphia (Interference) |
| GOALIES: | Daren Puppa and Jeff Reese | ROAD PENALTY | Bill Houlder, at 5:52 of 1st Period, April 16, 1996 at Philadelphia (Obstruction Interference) |
| DEFENSEMEN: | Cory Cross, Roman Hamrlik, Bill Houlder, Michel Petit, Rudy Poeschek, David Shaw | HOME POWER-PLAY ATTEMPT | 1:42 of 1st Period (Roughing on Eric Lindros), April 21, 1996 vs. Philadelphia |
| FORWARDS: | Mikael Andersson, Brian Bellows, Brian Bradley, Shawn Burr, John Cullen, Aaron Gavey, Chris Gratton, Alex Selivanov, John Tucker, Jason Wiemer, Paul Ysebaert, Rob Zamuner | ROAD POWER-PLAY ATTEMPT | 8:52 of 1st Period (Cross-Checking on Shjon Podein), April 16, 1996 at Philadelphia |
| HOME GOAL | Petr Klima, at 2:52 of 1st Period, April 21, 1996 vs. Philadelphia | HOME MULTI-GOAL GAME | Rob Zamuner, (2G), April 21, 1996 vs. Philadelphia |
| HOME ASSISTS | John Cullen and Chris Gratton, 2:52 of 1st Period, April 21, 1996 vs. Philadelphia | ROAD MULTI-GOAL GAME | Vincent Lecavalier, (2G), April 15, 2003 at Washington |
| ROAD GOAL | Jason Wiemer, at 15:08 of 2nd Period, April 16, 1996 at Philadelphia | HOME MULTI-ASSIST GAME | Brian Bradley, (2A), April 21, 1996 vs. Philadelphia |
| ROAD ASSISTS | David Shaw and Brian Bradley, 15:08 of 2nd Period, April 16, 1996 at Philadelphia | ROAD MULTI-ASSIST GAME | Martin St. Louis, (2A), April 15, 2003 at Washington |
| HOME POWER-PLAY GOAL | Petr Klima, at 2:52 of 1st Period, April 21, 1996 vs. Philadelphia | HOME MULTI-POINT GAME | Rob Zamuner, (2G), April 21, 1996 vs. Philadelphia |
| ROAD POWER-PLAY GOAL | Jason Wiemer, at 15:08 of 2nd Period, April 16, 1996 at Philadelphia | ROAD MULTI-POINT GAME | John Cullen, (1G, 1A), April 16, 1996 at Philadelphia |
| HOME SHORTHANDED GOAL | Rob Zamuner, at 2:56 of 2nd Period, April 21, 1996 vs. Philadelphia | HOME GOAL ALLOWED | Jeff Reese, by Joel Otto at 10:30 of 1st Period, April 21, 1996 vs. Philadelphia |
| ROAD SHORTHANDED GOAL | John Cullen, at 17:59 of 3rd Period, April 25, 1996 at Philadelphia | ROAD GOAL ALLOWED | Daren Puppa, by Dale Hawerchuk at 0:55 of 1st Period, April 16, 1996 at Philadelphia |
| HOME GAME-WINNING GOAL | Alexander Selivanov, at 2:04 of 1st OT, April 21, 1996 vs. Philadelphia | HOME GOALTENDER WIN | Jeff Reese, 5-4 in Overtime, April 21, 1996 vs. Philadelphia |
| ROAD GAME-WINNING GOAL | Brian Bellows, at 9:05 of Overtime, April 18, 1996 at Philadelphia | ROAD GOALTENDER WIN | Daren Puppa, 2-1 in Overtime, April 18, 1996 at Philadelphia |
| HOME OVERTIME GOAL | Alexander Selivanov, at 2:04 of 1st OT, April 21, 1996 vs. Philadelphia | HOME GOALTENDER LOSS | Jeff Reese, 4-1 April 23rd, 1996 vs. Philadelphia |
| ROAD OVERTIME GOAL | Brian Bellows, at 9:05 of Overtime, April 18, 1996 at Philadelphia | ROAD GOALTENDER LOSS | Daren Puppa, 7-3 April 16, 1996 at Philadelphia |
| HOME EMPTY NET GOAL | Tim Taylor, at 19:45 of the 3rd period, May 18, 2004 vs. Philadelphia | | |



PLAYOFF RESULTS

1996 PLAYOFF RESULTS

EASTERN CONFERENCE QUARTER-FINAL

| GM | DATE | OPPONENT | RESULT | SERIES | GWG | ATTENDANCE |
|----|------|-----------------|-----------|--------|-----------|------------|
| 1 | 4/16 | at Philadelphia | L, 3-7 | 0-1 | LeClair | 17,380 |
| 2 | 4/18 | at Philadelphia | W, 2-1 OT | 1-1 | Bellows | 17,380 |
| 3 | 4/21 | Philadelphia | W, 5-4 OT | 2-1 | Selivanov | 25,945 |
| 4 | 4/23 | Philadelphia | L, 1-4 | 2-2 | Otto | 28,183 |
| 5 | 4/25 | at Philadelphia | L, 1-4 | 2-3 | Podein | 17,380 |
| 6 | 4/27 | Philadelphia | L, 1-6 | 2-4 | Antoski | 27,189 |

2003 PLAYOFF RESULTS

EASTERN CONFERENCE QUARTER-FINAL

| GM | DATE | OPPONENT | RESULT | SERIES | GWG | ATTENDANCE |
|----|------|---------------|------------|--------|------------|------------|
| 1 | 4/10 | Washington | L, 0-3 | 0-1 | Lang | 20,214 |
| 2 | 4/12 | Washington | L, 3-6 | 0-2 | Nylander | 20,053 |
| 3 | 4/15 | at Washington | W, 4-3 OT | 1-2 | Lecavalier | 17,279 |
| 4 | 4/16 | at Washington | W, 3-1 | 2-2 | St. Louis | 15,576 |
| 5 | 4/18 | Washington | W, 2-1 | 3-2 | St. Louis | 21,324 |
| 6 | 4/20 | at Washington | W, 2-1 3OT | 4-2 | St. Louis | 15,269 |

EASTERN CONFERENCE SEMIFINAL

| GM | DATE | OPPONENT | RESULT | SERIES | GWG | ATTENDANCE |
|----|------|---------------|------------|--------|---------------|------------|
| 1 | 4/24 | at New Jersey | L, 0-3 | 0-1 | Langenbrunner | 15,568 |
| 2 | 4/26 | at New Jersey | L, 2-3 OT | 0-2 | Langenbrunner | 17,732 |
| 3 | 4/28 | New Jersey | W, 4-3 | 1-2 | Andreychuk | 19,854 |
| 4 | 4/30 | New Jersey | L, 1-3 | 1-3 | Elias | 21,222 |
| 5 | 5/2 | at New Jersey | L, 1-2 3OT | 1-4 | Marshall | 18,612 |

2004 PLAYOFF RESULTS

EASTERN CONFERENCE QUARTER-FINAL

| GM | DATE | OPPONENT | RESULT | SERIES | GWG | ATTENDANCE |
|----|------|--------------------|-----------|--------|-----------|------------|
| 1 | 4/8 | New York Islanders | W, 3-0 | 1-0 | Roy | 18,536 |
| 2 | 4/10 | New York | L, 0-3 | 1-1 | Niinimaa | 19,982 |
| 3 | 4/12 | at New York | W, 3-0 | 2-1 | Richards | 16,234 |
| 4 | 4/14 | at New York | W, 3-0 | 3-1 | St. Louis | 16,234 |
| 5 | 4/16 | New York | W, 3-2 OT | 4-1 | St. Louis | 20,927 |

EASTERN CONFERENCE SEMIFINAL

| GM | DATE | OPPONENT | RESULT | SERIES | GWG | ATTENDANCE |
|----|------|-------------|-----------|--------|-----------|------------|
| 1 | 4/23 | Montreal | W, 4-0 | 1-0 | Fedotenko | 18,904 |
| 2 | 4/25 | Montreal | W, 3-1 | 2-0 | Modin | 19,435 |
| 3 | 4/27 | at Montreal | W, 4-3 OT | 3-0 | Richards | 21,273 |
| 4 | 4/29 | at Montreal | W, 3-1 | 4-0 | Richards | 21,273 |

EASTERN CONFERENCE FINAL

| GM | DATE | OPPONENT | RESULT | SERIES | GWG | ATTENDANCE |
|----|------|-----------------|-----------|--------|-----------|------------|
| 1 | 5/8 | Philadelphia | W, 3-1 | 1-0 | Richards | 21,425 |
| 2 | 5/10 | Philadelphia | L, 2-6 | 1-1 | Kapanen | 21,314 |
| 3 | 5/13 | at Philadelphia | W, 4-1 | 2-1 | Fedotenko | 19,897 |
| 4 | 5/15 | at Philadelphia | L, 2-3 | 2-2 | Primeau | 19,872 |
| 5 | 5/18 | Philadelphia | W, 4-2 | 3-2 | Richards | 21,517 |
| 6 | 5/20 | at Philadelphia | L, 4-5 OT | 3-3 | Gagne | 19,910 |
| 7 | 5/22 | Philadelphia | W, 2-1 | 4-3 | Modin | 22,117 |

STANLEY CUP FINAL

| GM | DATE | OPPONENT | RESULT | SERIES | GWG | ATTENDANCE |
|----|------|------------|------------|--------|-----------|------------|
| 1 | 5/25 | Calgary | L, 1-4 | 0-1 | Iginla | 21,674 |
| 2 | 5/27 | Calgary | W, 4-1 | 1-1 | Richards | 22,222 |
| 3 | 5/29 | at Calgary | L, 0-3 | 1-2 | Simon | 19,221 |
| 4 | 5/31 | at Calgary | W, 1-0 | 2-2 | Richards | 19,221 |
| 5 | 6/3 | Calgary | L, 2-3 OT | 2-3 | Saprykin | 22,426 |
| 6 | 6/5 | at Calgary | W, 3-2 2OT | 3-3 | St. Louis | 19,221 |
| 7 | 6/7 | Calgary | W, 2-1 | 4-3 | Fedotenko | 22,717 |

2006 PLAYOFF RESULTS

EASTERN CONFERENCE QUARTER-FINAL

| GM | DATE | OPPONENT | RESULT | SERIES | GWG | ATTENDANCE |
|----|------|-----------|--------|--------|-----------|------------|
| 1 | 4/21 | at Ottawa | L, 1-4 | 0-1 | Spezza | 19,660 |
| 2 | 4/23 | at Ottawa | W, 4-3 | 1-1 | St. Louis | 19,745 |
| 3 | 4/25 | Ottawa | L, 4-8 | 1-2 | Vermette | 20,815 |
| 4 | 4/27 | Ottawa | L, 2-5 | 1-3 | Heatley | 20,682 |
| 5 | 4/29 | at Ottawa | L, 2-3 | 1-4 | Havlat | 20,004 |

2007 PLAYOFF RESULTS

EASTERN CONFERENCE QUARTER-FINAL

| GM | DATE | OPPONENT | RESULT | SERIES | GWG | ATTENDANCE |
|----|------|----------------|-----------|--------|------------|------------|
| 1 | 4/12 | at New Jersey | L, 3-5 | 0-1 | Parise | 14,495 |
| 2 | 4/14 | at New Jersey | W, 3-2 | 1-1 | Lecavalier | 18,231 |
| 3 | 4/16 | vs. New Jersey | W, 3-2 | 2-1 | Prospal | 20,219 |
| 4 | 4/18 | vs. New Jersey | L, 3-4 OT | 2-2 | Gomez | 20,940 |
| 5 | 4/20 | at New Jersey | L, 0-3 | 2-3 | Greene | 18,096 |
| 6 | 4/22 | vs. New Jersey | L, 2-3 | 2-4 | Gionta | 20,019 |

2011 PLAYOFF RESULTS

EASTERN CONFERENCE QUARTER-FINAL

| GM | DATE | OPPONENT | RESULT | SERIES | GWG | ATTENDANCE |
|----|------|----------------|------------|--------|------------|------------|
| 1 | 4/13 | at Pittsburgh | L, 0-3 | 0-1 | Kovalev | 18,390 |
| 2 | 4/15 | at Pittsburgh | W, 5-1 | 1-1 | Lecavalier | 18,507 |
| 3 | 4/18 | vs. Pittsburgh | L, 2-3 | 1-2 | Kennedy | 20,545 |
| 4 | 4/20 | vs. Pittsburgh | L, 2-3 2OT | 1-3 | Neal | 20,326 |
| 5 | 4/23 | at Pittsburgh | W, 8-2 | 2-3 | Lecavalier | 18,535 |
| 6 | 4/25 | vs. Pittsburgh | W, 4-2 | 3-3 | Downie | 20,309 |
| 7 | 4/27 | at Pittsburgh | W, 1-0 | 4-3 | Bergenheim | 18,507 |

EASTERN CONFERENCE SEMIFINAL

| GM | DATE | OPPONENT | RESULT | SERIES | GWG | ATTENDANCE |
|----|------|----------------|-----------|--------|------------|------------|
| 1 | 4/29 | at Washington | W, 4-2 | 1-0 | Stamkos | 18,398 |
| 2 | 5/1 | at Washington | W, 3-2 OT | 2-0 | Lecavalier | 18,398 |
| 3 | 5/3 | vs. Washington | W, 4-3 | 3-0 | Malone | 20,613 |
| 4 | 5/4 | vs. Washington | W, 5-3 | 4-0 | Bergeron | 20,835 |

EASTERN CONFERENCE FINAL

| GM | DATE | OPPONENT | RESULT | SERIES | GWG | ATTENDANCE |
|----|------|------------|--------|--------|-----------|------------|
| 1 | 5/14 | at Boston | W, 5-2 | 1-0 | Purcell | 17,565 |
| 2 | 5/17 | at Boston | L, 5-6 | 1-1 | Ryder | 17,565 |
| 3 | 5/19 | vs. Boston | L, 0-2 | 1-2 | Krejci | 21,027 |
| 4 | 5/21 | vs. Boston | W, 5-3 | 2-2 | Gagne | 21,216 |
| 5 | 5/23 | at Boston | L, 1-3 | 2-3 | Marchand | 17,565 |
| 6 | 5/25 | vs. Boston | W, 5-4 | 3-3 | St. Louis | 21,426 |
| 7 | 5/27 | at Boston | L, 0-1 | 3-4 | Horton | 17,565 |



2014 PLAYOFF RESULTS

EASTERN CONFERENCE QUARTER-FINAL

| GM | DATE | OPPONENT | RESULT | SERIES | GWG | ATTENDANCE |
|----|------|-------------|-----------|--------|------------|------------|
| 1 | 4/16 | Montreal | L, 4-5 OT | 0-1 | Weise | 19,204 |
| 2 | 4/18 | Montreal | L, 1-4 | 0-2 | Bourque | 19,204 |
| 3 | 4/20 | at Montreal | L, 2-3 | 0-3 | Plekanec | 21,273 |
| 4 | 4/22 | at Montreal | L, 3-5 | 0-4 | Pacioretty | 21,273 |

2015 PLAYOFF RESULTS

EASTERN CONFERENCE QUARTER-FINAL

| GM | DATE | OPPONENT | RESULT | SERIES | GWG | ATTENDANCE |
|----|------|-------------|-----------|--------|-----------------|------------|
| 1 | 4/16 | vs. Detroit | L, 2-3 | 0-1 | Luke Glendening | 19,204 |
| 2 | 4/18 | vs. Detroit | W, 5-1 | 1-1 | Alex Killorn | 19,204 |
| 3 | 4/21 | at Detroit | L, 0-3 | 1-2 | Pavel Datsyuk | 20,027 |
| 4 | 4/23 | at Detroit | W, 3-2 OT | 2-2 | Tyler Johnson | 20,027 |
| 5 | 4/25 | vs. Detroit | L, 0-4 | 2-3 | Riley Sheahan | 19,204 |
| 6 | 4/27 | at Detroit | W, 5-2 | 3-3 | Tyler Johnson | 20,027 |
| 7 | 4/29 | vs. Detroit | W, 2-0 | 4-3 | Braydon Coburn | 19,204 |

EASTERN CONFERENCE SEMIFINAL

| GM | DATE | OPPONENT | RESULT | SERIES | GWG | ATTENDANCE |
|----|------|--------------|------------|--------|------------------|------------|
| 1 | 5/1 | at Montreal | W, 2-1 2OT | 1-0 | Nikita Kucherov | 21,287 |
| 2 | 5/3 | at Montreal | W, 6-2 | 2-0 | Nikita Kucherov | 21,287 |
| 3 | 5/6 | vs. Montreal | W, 2-1 | 3-0 | Tyler Johnson | 19,204 |
| 4 | 5/7 | vs. Montreal | L, 2-6 | 3-1 | David Desharnais | 19,204 |
| 5 | 5/9 | at Montreal | L, 1-2 | 3-2 | P.A. Parenteau | 21,287 |
| 6 | 5/12 | vs. Montreal | W, 4-1 | 4-2 | Steven Stamkos | 19,204 |

EASTERN CONFERENCE FINAL

| GM | DATE | OPPONENT | RESULT | SERIES | GWG | ATTENDANCE |
|----|------|----------------|-----------|--------|-------------------|------------|
| 1 | 5/16 | at NY Rangers | L, 1-2 | 0-1 | Dominic Moore | 18,006 |
| 2 | 5/18 | at NY Rangers | W, 6-2 | 1-1 | Tyler Johnson | 18,006 |
| 3 | 5/20 | vs. NY Rangers | W, 6-5 OT | 2-1 | Nikita Kucherov | 19,204 |
| 4 | 5/22 | vs. NY Rangers | L, 1-5 | 2-2 | Chris Kreider | 19,204 |
| 5 | 5/24 | at NY Rangers | W, 2-0 | 3-2 | Valtteri Filppula | 18,006 |
| 6 | 5/26 | vs. NY Rangers | L, 3-7 | 3-3 | James Sheppard | 19,204 |
| 7 | 5/29 | at NY Rangers | W, 2-0 | 4-3 | Alex Killorn | 18,006 |

STANLEY CUP FINAL

| GM | DATE | OPPONENT | RESULT | SERIES | GWG | ATTENDANCE |
|----|------|-------------|--------|--------|------------------|------------|
| 1 | 6/3 | vs. Chicago | L, 1-2 | 0-1 | Antoine Vermette | 19,204 |
| 2 | 6/6 | vs. Chicago | W, 4-3 | 1-1 | Jason Garrison | 19,204 |
| 3 | 6/8 | at Chicago | W, 3-2 | 2-1 | Cedric Paquette | 22,336 |
| 4 | 6/10 | at Chicago | L, 1-2 | 2-2 | Brandon Saad | 22,354 |
| 5 | 6/13 | vs. Chicago | L, 1-2 | 2-3 | Antoine Vermette | 19,204 |
| 6 | 6/15 | at Chicago | L, 0-2 | 2-4 | Duncan Keith | 22,424 |

2016 PLAYOFF RESULTS

EASTERN CONFERENCE QUARTER-FINAL

| GM | DATE | OPPONENT | RESULT | SERIES | GWG | ATTENDANCE |
|----|------|-------------|--------|--------|---------------|------------|
| 1 | 4/13 | vs. Detroit | W, 3-2 | 1-0 | A. Killorn | 19,092 |
| 2 | 4/15 | vs. Detroit | W, 5-2 | 2-0 | T. Johnson | 19,092 |
| 3 | 4/17 | at Detroit | L, 0-2 | 2-1 | A. Athanasiou | 20,027 |
| 4 | 4/19 | at Detroit | W, 3-2 | 3-1 | O. Palat | 20,027 |
| 5 | 4/21 | vs. Detroit | W, 1-0 | 4-1 | A. Killorn | 19,092 |

EASTERN CONFERENCE SEMIFINAL

| GM | DATE | OPPONENT | RESULT | SERIES | GWG | ATTENDANCE |
|----|------|-----------------|--------|--------|-------------|------------|
| 1 | 4/27 | vs NY Islanders | L, 5-3 | 0-1 | J. Tavares | 19,092 |
| 2 | 4/30 | vs NY Islanders | W, 4-1 | 1-1 | J. Drouin | 19,092 |
| 3 | 5/3 | at NY Islanders | W, 2-1 | 2-1 | B. Boyle | 15,795 |
| 4 | 5/6 | at NY Islanders | W, 3-1 | 3-1 | J. Garrison | 15,795 |
| 5 | 5/8 | vs NY Islanders | W, 4-1 | 4-1 | V. Hedman | 19,092 |

EASTERN CONFERENCE FINAL

| GM | DATE | OPPONENT | RESULT | SERIES | GWG | ATTENDANCE |
|----|------|----------------|-----------|--------|------------|------------|
| 1 | 5/13 | at Pittsburgh | W, 3-1 | 1-0 | O. Palat | 18,554 |
| 2 | 5/16 | at Pittsburgh | L, 2-3 OT | 1-1 | S. Crosby | 18,534 |
| 3 | 5/28 | vs. Pittsburgh | L, 2-4 | 1-2 | S. Crosby | 19,092 |
| 4 | 5/20 | vs. Pittsburgh | W, 4-3 | 2-2 | T. Johnson | 19,092 |
| 5 | 5/22 | at Pittsburgh | W, 4-3 | 3-2 | T. Johnson | 18,648 |
| 6 | 5/24 | vs. Pittsburgh | L, 5-2 | 3-3 | S. Crosby | 19,092 |
| 7 | 5/26 | at Pittsburgh | L, 2-1 | 3-4 | B. Rust | 18,638 |

2018 PLAYOFF RESULTS

EASTERN CONFERENCE FIRST ROUND

| GM | DATE | OPPONENT | RESULT | SERIES | GWG | ATTENDANCE |
|----|------|----------------|--------|--------|-------------|------------|
| 1 | 4/12 | vs. New Jersey | W 5-2 | 1-0 | Y. Gourde | 19,092 |
| 2 | 4/14 | vs. New Jersey | W 5-3 | 2-0 | N. Kucherov | 19,092 |
| 3 | 4/16 | at New Jersey | L 5-2 | 2-1 | S. Noesen | 16,514 |
| 4 | 4/18 | at New Jersey | W 3-1 | 3-1 | N. Kucherov | 16,514 |
| 5 | 4/21 | vs. New Jersey | W 3-1 | 4-1 | N. Kucherov | 19,092 |

EASTERN CONFERENCE SECOND ROUND

| GM | DATE | OPPONENT | RESULT | SERIES | GWG | ATTENDANCE |
|----|------|------------|----------|--------|-------------|------------|
| 1 | 4/28 | vs. Boston | L 6-2 | 0-1 | R. Nash | 19,092 |
| 2 | 4/30 | vs. Boston | W 4-2 | 1-1 | O. Palat | 19,092 |
| 3 | 5/2 | at Boston | W 4-1 | 2-1 | O. Palat | 17,565 |
| 4 | 5/4 | at Boston | W 4-3 OT | 3-1 | D. Girardi | 17,565 |
| 5 | 5/6 | vs. Boston | W 3-1 | 4-1 | J.T. Miller | 19,092 |

EASTERN CONFERENCE FINAL

| GM | DATE | OPPONENT | RESULT | SERIES | GWG | ATTENDANCE |
|----|------|----------------|--------|--------|-------------|------------|
| 1 | 5/11 | vs. Washington | L 4-2 | 0-1 | J. Beagle | 19,092 |
| 2 | 5/13 | vs. Washington | L 6-2 | 0-2 | L. Eller | 19,092 |
| 3 | 5/15 | at Washington | W 4-2 | 1-2 | V. Hedman | 18,506 |
| 4 | 5/17 | at Washington | W 4-2 | 2-2 | A. Killorn | 18,506 |
| 5 | 5/19 | vs. Washington | W 3-2 | 3-2 | R. Callahan | 19,092 |
| 6 | 5/21 | at Washington | L 3-0 | 3-3 | T.J. Oshie | 18,506 |
| 7 | 5/23 | vs. Washington | L 4-0 | 3-4 | A. Ovechkin | 19,092 |


2019 PLAYOFF RESULTS

EASTERN CONFERENCE FIRST ROUND

| GM | DATE | OPPONENT | RESULT | SERIES | GWG | ATTENDANCE |
|----|------|--------------|--------|--------|----------------|------------|
| 1 | 4/10 | vs. Columbus | L 4-3 | 0-1 | S. Jones | 19,092 |
| 2 | 4/12 | vs. Columbus | L 5-1 | 0-2 | Z. Werenski | 19,092 |
| 3 | 4/14 | at Columbus | L 3-1 | 0-3 | O. Bjorkstrand | 19,224 |
| 4 | 4/16 | at Columbus | L 7-3 | 0-4 | O. Bjorkstrand | 19,328 |



TEAM PLAYOFF RECORDS



GAME

MOST

GOALS FOR, AT HOME

6 – May 20, 2015 vs. NY Rangers (6-5 OT)

GOALS FOR, ON ROAD

8 – April 23, 2011 (8-2) at Pittsburgh

GOALS AGAINST, AT HOME

8 – April 25, 2006 (4-8) vs. Ottawa

GOALS AGAINST, ON ROAD

7 – Two times, Last: April 16, 2019 at Columbus

GOALS BY BOTH TEAMS

12 – April 25, 2006 (OTT 8, TB 4) vs. Ottawa

POINTS FOR, AT HOME

15 – May 20, 2015 vs. NY Rangers (6g-9a)

POINTS FOR, ON ROAD

24 – April 23, 2011 (8G, 16A) at Pittsburgh

POINTS AGAINST, AT HOME

22 – April 25, 2006 (8G, 14A) vs. Philadelphia

POINTS AGAINST, ON ROAD

19 – Two times, Last: April 16, 2019 at Columbus

POWER PLAY GOALS FOR, AT HOME

3 – Multiple Times, most recently May 25, 2011 vs. Boston

POWER PLAY GOALS FOR, ON ROAD

4 – Two times, last: May 3, 2015 at Montreal

POWER PLAY GOALS BY BOTH TEAMS

6 – April 25, 2006 vs. Ottawa (TB 3, OTT 3)

POWER PLAY GOALS AGAINST, AT HOME

3 – April 12, 2003 vs. Washington

April 25, 2006 vs. Ottawa

POWER PLAY GOALS AGAINST, ON ROAD

3 – April 15, 1996 at Philadelphia

POWER PLAY ATTEMPTS FOR, AT HOME

11 – April 25, 2006 vs. Ottawa (3-11)

POWER PLAY ATTEMPTS FOR, ON ROAD

9 – April 25, 1996 at Philadelphia (0-9)

April 21, 2006 at Ottawa (1-9)

POWER PLAY ATTEMPTS AGAINST, AT HOME

7 – Multiple times, most recently April 18, 2007 vs. New Jersey (1-7)

POWER PLAY ATTEMPTS AGAINST, ON ROAD

13 – April 25, 1996 at Philadelphia (3-13)

SHORTHANDED GOALS FOR, AT HOME

1 – Two times, last: April 16, 2015 vs. Detroit (Brian Boyle at 14:31, 1st)

SHORTHANDED GOALS FOR, ON ROAD

1 – 12 times, Last: April 10, 2019 vs. Columbus (Alex Killorn)

SHORTHANDED GOALS AGAINST, AT HOME

1, Multiple times, Last: April 10, 2019 vs. Columbus (Josh Anderson)

SHORTHANDED GOALS AGAINST, ON ROAD

1 – 4x, Last: May 4, 2018 at Boston (Bergeron)

SHOTS FOR, AT HOME

46 – April 16, 2015 vs. Detroit

SHOTS FOR, ON ROAD

46 – April 20, 2003 at Washington (3 OT)

SHOTS AGAINST, AT HOME

53 – April 20, 2011 vs. Pittsburgh

SHOTS AGAINST, ON ROAD

61 – April 20, 2003 at Washington (3 OT)

SHOTS BY BOTH TEAMS

107 – April 20, 2003 at Washington (3 OT, WSH 61, TB 46)

PENALTY MINUTES FOR, AT HOME

79 – April 25, 2006 vs. Ottawa

PENALTY MINUTES FOR, ON ROAD

79 – April 25, 1996 at Philadelphia

PENALTY MINUTES AGAINST, AT HOME

60 – April 25, 2006 vs. Ottawa

PENALTY MINUTES AGAINST, ON ROAD

67 – May 27, 2004 @ Calgary

PENALTY MINUTES BY BOTH TEAMS

139 – April 25, 1996 at Philadelphia (PHI 60, TB 79)
April 25, 2006 vs. Ottawa (OTT 60, TB 79)

FEWEST

GOALS BY BOTH TEAMS

1 – Multiple times, most recently May 27, 2011 vs. Boston (0-1)

POINTS BY BOTH TEAMS

3 – Multiple teams, most recently May 27, 2011 vs. Boston (0-1)

SHOTS FOR, AT HOME

15 – June 7, 2004 vs. Calgary

SHOTS FOR, ON ROAD

15 – April 24, 2003 at New Jersey

SHOTS AGAINST, AT HOME

14 – April 16, 2015 vs. Detroit

SHOTS AGAINST, ON ROAD

14 – April 20, 2007 at New Jersey

SHOTS BY BOTH TEAMS

32 – June 7, 2004 vs. Calgary

PERIOD

MOST

GOALS FOR

4 – April 14, 2018 vs. New Jersey (2nd)

GOALS AGAINST

5 – May 26, 2015 vs. NY Rangers (3rd period), May 17, 2011 at Boston (2nd)

SHOTS FOR, AT HOME

19 – April 16, 2015 vs. Detroit (3rd)

SHOTS FOR, ON ROAD

19 2x, Last: May 2, 2018 at Boston (1st)

SHOTS FOR IN OVERTIME

14 – April 20, 2003 at Washington (1st overtime)

SHOTS AGAINST, AT HOME

19 – April 14, 2018 vs. New Jersey (3rd)

SHOTS AGAINST, ON ROAD

20 – April 16 at New Jersey (3rd)

SHOTS AGAINST IN OVERTIME

14 – April 20, 2003 at Washington (2nd overtime)

FEWEST

SHOTS FOR, AT HOME

2 – May 11, 2018 vs. Washington (1st)

SHOTS FOR, ON ROAD

3 – Multiple times, most recently May 1, 2011 at Washington (2nd period)

SHOTS AGAINST, AT HOME

3 – June 7, 2004 vs. Calgary (1st period)

SHOTS AGAINST, ON ROAD

2 – Multiple times, most recently April 20, 2007 at New Jersey (3rd period)

SHOTS FOR IN OVERTIME

1 – Multiple times, most recently April 20, 2011 vs. Pittsburgh (2nd Overtime)

SHOTS AGAINST IN OVERTIME

0 – Multiple times, most recently June 5, 2004 at Calgary (2nd Overtime)

MISCELLANEOUS

LARGEST MARGIN OF VICTORY, AT HOME

4 – May 8, 2016 vs. NY Islanders (4-0), April 18, 2015 vs. Detroit (5-1), April 23, 2004 vs. Montreal (4-0)

LARGEST MARGIN OF VICTORY, ON ROAD

6 – April 23, 2011 at Pittsburgh (8-2)

LARGEST MARGIN OF DEFEAT, AT HOME

5 – April 27, 1996 vs. Philadelphia (1-6)

LARGEST MARGIN OF DEFEAT, ON ROAD

4 – April 16, 1996 at Philadelphia (3-7)

FASTEST

GOAL FROM START OF GAME, FOR

0:13 – Adam Hall, May 17, 2011 at Boston

GOAL FROM START OF GAME, AGAINST

0:11 – Rene Bourque, April 20, 2014 at Montreal

GOAL FROM START OF 2ND PERIOD, FOR

0:24 – Brad Richards, May 18, 2004 vs. Philadelphia

GOAL FROM START OF 2ND PERIOD, AGAINST

0:39 – Pat Falloon, April 21, 1996 vs. Philadelphia

GOAL FROM START OF 3RD PERIOD, FOR

0:20 – Paul Ranger, April 25, 2006 vs. Ottawa

GOAL FROM START OF 3RD PERIOD, AGAINST

0:36 – Keith Primeau, May 13, 2004 at Philadelphia

GOAL FROM START OF OVERTIME, FOR

1:05 – Brad Richards, April 27, 2004 at Montreal

GOAL FROM START OF OVERTIME, AGAINST

2:09 – Jamie Langenbrunner, April 26, 2003 at New Jersey

2 GOALS FOR

0:19 – May 14, 2011 at Boston (Bergenheim at 11:15 and Clark at 11:34 of 1st period)

2 GOALS AGAINST

0:18 – April 13, 2011 at Pittsburgh (Kovalev at 6:05 and Asham at 6:23 of 3rd Period)

3 GOALS FOR

1:25 – May 14, 2011 at Boston (Bergenheim at 11:15, Clark at 11:34 and Purcell at 12:40 of the 1st period)

3 GOALS AGAINST

4:12 – May 26, 2015 vs. NY Rangers (Miller at 3:02, Sheppard at 3:00, and Brassard at 7:14 of the 3rd period)

4 GOALS FOR

8:34 – April 23, 2011 at Pittsburgh (Gagne at 16:57 and Stamkos at 17:43 of 1st, and Lecavalier at 1:55 and Gagne at 5:31 of the 2nd period)

4 GOALS AGAINST

7:19 – May 26, 2015 vs. NY Rangers (Miller at 3:02, Sheppard at 3:00, Brassard at 7:14, and Nash at 10:21 of the 3rd period)



INDIVIDUAL PLAYOFF RECORDS

SKATERS

GAMES PLAYED

MOST GAMES, SEASON

26 – Accomplished by multiple players

GOALS

MOST GOALS, PERIOD

2 – Multiple Players, Last: Ondrej Palat – May 2, 2018 at Boston (2nd)

MOST GOALS, GAME

3 – Tyler Johnson, May 18, 2015 vs. NY Rangers

MOST GOALS, SERIES

6 – Ruslan Fedotenko (2004 ECF vs. Philadelphia), Nikita Kucherov (2015 ADF vs. Montreal)

MOST GOALS, SEASON

13 – Tyler Johnson (2015)

MOST GOALS, CENTER, SERIES

5 – Vincent Lecavalier (2004 ECSF vs. MTL)
Vincent Lecavalier (2007 ECQF vs. NJ)

MOST GOALS, CENTER, SEASON

13 – Tyler Johnson (2015)

MOST GOALS, LEFT WING, SERIES

6 – Ruslan Fedotenko (2004 ECF vs. Philadelphia)

MOST GOALS, LEFT WING, SEASON

12 – Ruslan Redotenko (2004)

MOST GOALS, RIGHT WING, SERIES

6 – Nikita Kucherov (2015 ADF vs. Montreal)

MOST GOALS, RIGHT WING, SEASON

11 – Nikita Kucherov (2016)

MOST GOALS, DEFENSEMAN, SERIES

2 – Multiple players, last: Jason Garrison (2015)

MOST GOALS, DEFENSEMAN, SEASON

4 – Victor Hedman (2016)

MOST POWER PLAY GOALS, SERIES

4 – Ruslan Fedotenko (2004 ECF vs. Philadelphia)

MOST POWER PLAY GOALS, SEASON

7 – Brad Richards (2004)

MOST SHORT-HANDED GOALS, SERIES

1 – Multiple Players, most recently Ondrej Palat (2014 ECQF)

MOST SHORT-HANDED GOALS, SEASON

2 – Multiple players, last: Brian Boyle, Tyler Johnson, and Cedric Paquette (2015)

MOST GAME WINNING GOALS, SERIES

3 (2x, Last: Nikita Kucherov 2018)

MOST GAME WINNING GOALS, SEASON

7 – Brad Richards (2004)

MOST OVERTIME GOALS, SERIES

1 – Multiple Players, Last: Dan Girardi (May 4, 2018 at Boston)

MOST OVERTIME GOALS, SEASON

2 – Martin St. Louis (2004), Nikita Kucherov (2015)

ASSISTS

MOST ASSISTS, PERIOD

2– Multiple Players, Last: Nikita Kucherov, April 14 vs. New Jersey Devils (2nd)

MOST ASSISTS, GAME

Multiple Players, Last: Brayden Point (April 30, 2018 vs. Boston)

MOST ASSISTS, SERIES

6 – Multiple Players, Last: Victor Hedman (2018 vs. Boston)

MOST ASSISTS, SEASON

15 – Martin St. Louis (2004)

MOST ASSISTS, CENTER, SERIES

6 – Vincent Lecavalier (2011 ECF vs. Boston)

MOST ASSISTS, CENTER, SEASON

14 – Brad Richards (2004)

MOST ASSISTS, LEFT WING, SERIES

5 – Multiple Players, most recently Simon Gagne (2011 ECQF vs. Pittsburgh)

MOST ASSISTS, LEFT WING, SEASON

13 – Dave Andreychuk (2004)

MOST ASSISTS, RIGHT WING, SERIES

6 – Multiple Players, most recently Teddy Purcell (2011 ECSF vs. Washington)

MOST ASSISTS, RIGHT WING, SEASON

15 – Martin St. Louis (2004)

MOST ASSISTS, DEFENSEMAN, SERIES

6 – Victor Hedman (2018 vs. Boston)

MOST ASSISTS, DEFENSEMAN, SEASON

13 – Victor Hedman (2015)

POINTS

MOST POINTS, PERIOD

2 – Multiple Players, Last: Nikita Kucherov (May 15, 2018 at Washington, 2nd)

MOST POINTS, GAME

4 – Vincent Lecavalier, May 17, 2011 at Boston (1g-3a-4p)

MOST POINTS, SERIES

9 – Multiple players, last: Tyler Johnson (2015 ECF vs. NY Rangers, 4g-5a)

MOST POINTS, SEASON

26 – Brad Richards (2004)

MOST POINTS, CENTER, SERIES

9 – Brad Richards (2004 SCF vs. Calgary, 4g-5a-9p)

MOST POINTS, CENTER, SEASON

9 – Brad Richards (2004 SCF vs. Calgary 4g-5a), Tyler Johnson (2015 ECF vs. NY Rangers, 4g-5a)

MOST POINTS, LEFT WING, SERIES

8 – Fredrik Modin (2004 ECQF vs. New York Islanders, 3-5-8)

MOST POINTS, LEFT WING, SEASON

19 – Fredrik Modin (2004, 8-11-19)

MOST POINTS, RIGHT WING, SERIES

9 – Martin St. Louis (2003 ECQF vs. Washington, 5g-4a-9p)

MOST POINTS, RIGHT WING, SEASON

24 – Martin St. Louis (2004, 9g-15a-24p)

MOST POINTS, DEFENSEMAN, SERIES

6 – Paul Ranger (2006 ECQF vs. Ottawa, 2g-4a-6p)

MOST POINTS, DEFENSEMAN, SEASON

14 – Victor Hedman (2016, 4g-10a)

SHOTS

MOST SHOTS, GAME

8 – Multiple Players, most recently Martin St. Louis, May 1, 2011 at Washington

MOST SHOTS, SERIES

30 – Vincent Lecavalier, 2007 ECQF vs. New Jersey

MOST SHOTS, SEASON

88 – Brad Richards (2004)

PENALTIES

MOST PENALTY MINUTES, PERIOD

24 – Chris Dingman, May 27, 2004 vs. Calgary (3rd Period)

MOST PENALTY MINUTES, GAME

24 – Chris Dingman, May 27, 2004 vs. Calgary

MOST PENALTY MINUTES, SERIES

34 – Pavel Kubina (2004 ECF vs. Philadelphia)

MOST PENALTY MINUTES, SEASON

63 – Chris Dingman (2004)

GOALTENDERS

MOST GAMES, SERIES

7 – Multiple Players, Last: Andrei Vasilevskiy (2018 ECF vs. Washington)

MOST GAMES, SEASON

25 – Ben Bishop (2015)

MOST MINUTES PLAYED, SERIES

455 – Nikolai Khabibulin vs. Calgary (2004 SCF)

MOST MINUTES PLAYED, SEASON

1459 – Ben Bishop (2015)

MOST CONSECUTIVE STARTS, SERIES

7 – Multiple Players, Last: Andrei Vasilevskiy (2018 ECF vs. Washington)

MOST CONSECUTIVE STARTS, SEASON

23 – Two times, last: Ben Bishop (2015)

MOST WINS, SERIES

4, Multiple Players, Last: Andrei Vasilevskiy (2018 vs. Boston)

MOST WINS, SEASON

16 – Nikolai Khabibulin (2004)

LONGEST SHUTOUT STREAK, GAME

97:45 – John Grahame, May 2, 2003 at New Jersey (Goals at 13:27 of 1st Period and 11:12 of 3rd Overtime)

LONGEST SHUTOUT STREAK, SERIES

147:05 – Nikolai Khabibulin, April 10, 2004 – April 16, 2004 vs. New York Islanders

LONGEST SHUTOUT STREAK, SEASON

147:05 – Nikolai Khabibulin, April 10, 2004 – April 16, 2004 vs. New York Islanders (Goal at 3:36 of 3rd period on April 10 and goal at 10:41 of the 1st period on April 16)

LONGEST SHUTOUT STREAK, SEASON

147:05 – Nikolai Khabibulin, April 10, 2004 – April 16, 2004 vs. New York Islanders (Goal at 3:36 of 3rd period on April 10 and goal at 10:41 of the 1st period on April 16)

LOWEST GOALS AGAINST AVERAGE, SERIES (MINIMUM 60 MINUTES)

0.79 – Nikolai Khabibulin (2004 vs. NYI)

LOWEST GOALS AGAINST AVERAGE, SEASON (MINIMUM 240 MINUTES)

1.71 – Nikolai Khabibulin (2004)

PLUS/MINUS

HIGHEST PLUS/MINUS RATING, GAME

+4 – Simon Gagne, May 21, 2011 vs. Boston

HIGHEST PLUS/MINUS RATING, SERIES

6 – Multiple players, last: Victor Hedman (2015 ADS vs. Detroit)

HIGHEST PLUS/MINUS RATING, SEASON

13 – Nikita Kucherov (2016)

MOST GOALS AGAINST, PERIOD

5 – Dwayne Roloson, May 17, 2011 at Boston (2nd Period)

MOST GOALS AGAINST, GAME

6 – 2x, Last: Andrei Vasilevskiy (May 13, 2018 vs. Washington)

MOST GOALS AGAINST, SERIES

19 – Ben Bishop (2015 ECF vs. NY Rangers)

MOST GOALS AGAINST, SEASON

53 – Ben Bishop (2015)

MOST SHOTS AGAINST, PERIOD

20 – Andrei Vasilevskiy (April 16, 2018 at New Jersey, 3rd)

MOST SHOTS AGAINST, GAME

61 – Nikolai Khabibulin, April 20, 2003 at Washington

MOST SHOTS AGAINST, SERIES

256 – Dwayne Roloson vs. Pittsburgh (2011 ECQF)

MOST SHOTS AGAINST, SEASON

669 – Ben Bishop (2015)

MOST SAVES, PERIOD

18 – 2x, Last: Andrei Vasilevskiy (April 14, 2018 vs. New Jersey, 3rd)

MOST SAVES, GAME

60 – Nikolai Khabibulin, April 20, 2003 at Washington

MOST SAVES, SERIES

243 – Dwayne Roloson, 2011 ECQF vs. Washington

MOST SAVES, SEASON

616 – Ben Bishop (2015)

HIGHEST SAVE PERCENTAGE, SERIES (MINIMUM 60 MINUTES)

.972 – Nikolai Khabibulin vs. New York Islanders (2004 ECQF)

HIGHEST SAVE PERCENTAGE, SEASON (MINIMUM 240 MINUTES)

.933 – Nikolai Khabibulin (2004)





TAMPA

BAY

LIGHTNING

STAY
STRONG