

PITTSBURGH PENGUINS

1993-94



MEDIA GUIDE & RECORD BOOK

Editor:

Cindy Himes

Associate Editors:

Harry Sanders
Steve Bovino
Phil Langan

Contributors:

Renee Petrichevich
Jennifer Hoover
Mike Miller

Photographers:

Denny Cavanaugh
Matt Polk
Ken Balzer
Bruce Bennett Studios

Printed by:

Herrmann Printing
October, 1993

Cover Design by:

Montage Graphics



Mario Lemieux scored the post-season hat trick in 1993 as he captured the Hart, Art Ross and Masterton Trophies. Along with Lemieux, Tom Barrasso, Kevin Stevens and Larry Murphy were all named to the NHL's post-season All-Star Teams.

TABLE OF CONTENTS

1993-94 Schedule	IFC
Staff Directory	2
Howard Baldwin	3
Morris Belzberg and Thomas Ruta	4
Jack Kelley	5
Penguins Executive Vice Presidents	6
Craig Patrick	7
Ed Johnston	8-9
Assistant Coaches	10
Training Staff/Team Physician	11-12
Scouts	13-15
Radio/Television Information	16-17
Staff Photos	18-19
Media Information	20-21
Civic Arena	22-23
Amateur Hockey Development	24
Community Program	25-28
Lemieux Foundation	29
NHL Information	30-33
Medical Glossary	34-35
Cleveland Lumberjacks	36-37
Russian Penguins Marketing LTD	38
THE PLAYERS	39
Player Biographies	40-95
1993 NHL Entry Draft	96-97
1993-94 Roster	98-100
1992-93 REVIEW	101-106
1992-93 Penguins Transactions	107
1992-93 NHL Review	108
THE OPPONENTS	109-156
PENGUINS HISTORY	157
Uniform History	158-159
Year-by-Year Results	160
Dates in Penguins History	161-163
Penguins Annual Team Awards	164-168
Penguins Hall of Fame	169
Penguins Annual Season Reviews	170-194
All-Time Roster	195-206
Draft History	207-210
All-Time Uniform Numbers	211
Penguins Presidents, General Managers, Captains & Scouts	212
Best Comebacks	213
Honors and Awards	214
NHL All-Star Game	215
Season Openers	216
PLAYOFF HISTORY	217
Penguins All-Time Playoff Results	218-219
1993 NHL Playoff Leaders	220
1993 Penguins Playoff Statistics	221-223
Penguins Career Playoff Scoring	224-225
Penguins All-Time Playoff Records	226-232
RECORDS SECTION	233
All-Time Regular Season Leaders	234
Penguins Best Seasons	235
Penguins Series/Career Records	236
Special Teams Records	237
Penguins Leaders by Seasons	238-239
Penguins Team Records	240-250
Penguins All-Time Goaltending Totals	251
Career Scoring vs Pittsburgh	252-254
Career Goaltending vs Pittsburgh	255
Leading Performers vs Pittsburgh	256
Streaks	257
Fastest Goals	258-259
Overtime Results	260
Shutouts (for and against)	261-263
Hat Tricks (for and against)	264-267
Penalty Shots	268
Civic Arena Records	269
Coaches and Records	270-271
Media Covering the Penguins	272

The Pittsburgh Penguins Fan Phone is available 24 hours a day. The Fan Phone features game reports, game previews and team stats. Dial 412-642-1990.

PITTSBURGH HOCKEY ASSOCIATES DIRECTORY

OWNERSHIP Howard Baldwin, Morris Belzberg, Thomas Ruta
CHAIRMAN OF THE BOARD & GOVERNOR Howard Baldwin

ADMINISTRATION

PRESIDENT & ALTERNATE GOVERNOR Jack Kelley
SR. EXEC. V.P. OF MARKETING/PUBLIC RELATIONS/PENVISION Bill Barnes
EXECUTIVE VICE PRESIDENT & CHIEF FINANCIAL OFFICER Donn Patton
EXEC. V.P. OF ADVERTISING/PHA SPORTS MARKETING LTD Richard Chmura
GENERAL COUNSEL The law firm of Eckert, Seamans, Cherin & Mellott
EXECUTIVE ASSISTANTS Elaine Heufelder, Paula Nichols
RECEPTIONIST Colleen Badstibner

HOCKEY OPERATIONS

EXECUTIVE VICE PRESIDENT & GENERAL MANAGER Craig Patrick
HEAD COACH Ed Johnston
ASSISTANT COACHES Rick Kehoe, Bryan Trottier
GOALTENDING COACH & SCOUT Gilles Meloche
HEAD SCOUT Greg Malone
SCOUTING STAFF Les Binkley, John Gill, Charlie Hodge, Mark Kelley, Ralph Cox
PROFESSIONAL SCOUT Phil Russell
STRENGTH & CONDITIONING COACH John Welday
EQUIPMENT MANAGER Steve Latin
TRAINER Charles "Skip" Thayer
TEAM VIDEO COORDINATOR Howard Baldwin, Jr.
TEAM PHYSICIAN Dr. Charles Burke
TEAM DENTIST Dr. David Donatelli
EXECUTIVE ASSISTANT Tracey Botsford

PUBLIC AND COMMUNITY RELATIONS

VICE PRESIDENT, COMMUNITY & PUBLIC RELATIONS Phil Langan
DIRECTOR OF PUBLIC RELATIONS Cindy Himes
DIRECTOR OF MEDIA RELATIONS Harry Sanders
DIRECTOR OF PUBLICATIONS Emily Nordstrom
DIRECTOR OF AMATEUR HOCKEY DEVELOPMENT George Kirk
DIRECTOR OF SPECIAL EVENTS Jamie Belo
ASSISTANT MEDIA RELATIONS DIRECTOR Steve Bovino
PUBLIC RELATIONS SECRETARY Renee Petricevich

FINANCE

CONTROLLER Kevin Hart
ACCOUNTING STAFF Eric Brandenburg, Tracey Clontz, Barb Manion, Rick Patterson

TICKETING

DIRECTOR OF TICKET SALES Jeff Mercer
DIRECTOR OF TICKET OPERATIONS Mark Watkins
BOX OFFICE MANAGER Carol Coulson
MARKETING REPRESENTATIVES Steve Swetoha, Terri Dobos Young
ASSISTANT BOX OFFICE MANAGER Fred Traynor
CHOICE SEAT STAFF Jim Cuddy, Edna Greeley, Julie Kapples, Tony Miller, Tim Porco

SALES AND COMMUNICATIONS

DIRECTOR OF ADVERTISING SALES Taylor Baldwin
DIRECTOR OF SUITE SALES AND SERVICE Chuck Saller
DIRECTOR OF PROMOTIONS & ADVERTISING SALES COORDINATOR Amy Novak
ADVERTISING SALES REPRESENTATIVE Chris Clark
PENVISION MARKETING REPRESENTATIVES Bill Miller, Mark Willand
SECRETARY Maryann Dayton

MERCHANDISING

VICE PRESIDENT, MERCHANDISING Bill Cox
DIRECTOR OF MEMORABILIA Nick Ruta
DIRECTOR OF MERCHANDISING Tim Carey
MERCHANDISING MANAGER Robb Gedrys
MERCHANDISING REPRESENTATIVE Louise Stock
MALLS/OFFICE MANAGER Jahna Newman
ADMINISTRATIVE ASSISTANT Christine Black

PENGUINS ADMINISTRATION



Howard Baldwin Chairman of the Board

Howard Baldwin ... A leader in the formation of a new professional sports league ... The catalyst in the historic NHL-WHA merger ... A community leader ... A creative and progressive force in the NHL move through the 80's and 90's

Baldwin, 51, serves as the Penguins Chairman of the Board and represents the club on the National Hockey League Board of Governors. Baldwin, Morris Belzberg and Thomas Ruta purchased the team in November of 1991. Immediately, Baldwin solidified the franchise by approving long-term contracts for Kevin Stevens, Ron Francis and Ulf Samuelsson and by signing General Manager Craig Patrick to a five-year deal. This past season he signed Mario Lemieux, Tom Barrasso, Larry Murphy and Kjell Samuelsson

to extended contracts.

"The Penguins have won two Stanley Cups, two Patrick Division regular season titles and one President's Trophy in the past three years," Baldwin said. "We have established a great tradition and we have a bright future. We have some exciting young players, a quality farm system and an experienced and respected hockey operations staff that will continue to produce a successful hockey team. On top of that, Pittsburgh is truly a 'City of Champions' and a city that is one of the most progressive in the country with sports fans that are second to none."

"Howard is a doer," according to former National Hockey League President John Ziegler. "We would have never put that merger together in 1979 had it not been for Howard's perseverance and his capacity to work with people," Ziegler said. "He was a very big part of NHL history."

The New England Whalers first season in the World Hockey Association was a success both on and off the ice with Coach Jack Kelley's team winning the 1973 AVCO World Cup Championship. Although relatively successful in Boston, the Whalers needed their own building. Baldwin moved the Whalers of the WHA from Boston to Hartford in 1974. The city was looking for a major tenant for its new Civic Center Coliseum, the vehicle for the revitalization of downtown Hartford. The marriage between the Whalers and Hartford turned out to be a good one.

"We were the only professional team where the primary reason for our being was to assist in revitalizing a city," says Baldwin.

In 1972, when Baldwin and John Coburn, Jr. purchased a franchise in the fledgling World Hockey Association, Baldwin was 30 years old and one of major professional sports' youngest executives. Five years later (1977), he was president of the WHA, and in 1979, at the age of 37, he guided his league into merger talks with the established NHL.

Baldwin continued to serve as the NHL Whalers Managing General Partner until the Whalers were sold to local ownership in 1988 for the largest single sales price in the history of the National Hockey League. In the three years previous to the sale, the Whalers drew record crowds and enjoyed great financial success. He also led the way in the formation of a community relations program that was second to none in professional sports. Thanks to Whalers-related activities, over \$600,000 was raised for the team's major charity, the UConn Children's Cancer Fund.

After the sale, Baldwin served in an advisory capacity to several NHL teams and was involved in the purchase of the Minnesota North Stars in 1990, which prevented the team from being moved to California. Baldwin sold his interest in the club to Norman Green who had purchased a majority interest in the team.

A highly respected member of the NHL Board of Governors, Baldwin has served on the league's advisory, finance, forward planning, pension and television committees. He was also a leader in ending the NHL strike in March of 1992. Baldwin's success is based on his ability to blend together his business expertise, sports knowledge, his unique talent of always keeping "the big picture in mind" and his knack of bringing people together for the benefit of the sport and the community. A prime example of keeping the big picture in mind was the historic agreement that the Penguins signed last July with the Central Red Army Team (see page 38).

A graduate of the Salisbury School, Baldwin played college baseball at Boston University. He later served in the Marines before joining the Philadelphia Flyers organization where he served as business manager of the club's minor league Jersey Devils affiliate. Later he joined the parent club, first as ticket manager, then as head of the Flyers' sales and promotions staff.

Baldwin and his wife Karen reside in Los Angeles, Pittsburgh and Wareham, Massachusetts. He has three children, Scott, Rebecca and Howard, Jr.

Baldwin has served on the boards of a number of major charities including Juvenile Diabetes and Retinitis Pigmentosa. In addition to his involvement with the Penguins, he is also the president of Baldwin Entertainment Group in Beverly Hills, California.



MORRIS BELZBERG
Owner

Morris Belzberg has been a director of Budget Rent A Car since 1968 and chairman of the executive committee since 1988.


Belzberg, who joined Budget Corporation in 1965 as vice president for Canadian Operations, was appointed vice president of franchising and marketing in 1967. When Budget was acquired by Transamerica Corporation in 1968, he was named executive vice president, president in 1969, chief executive officer in 1971, chairman of the board in 1986

and chairman of the executive committee in 1988. In October, 1991, Belzberg retired as chairman of the executive committee but continues to sit on Budget's board of directors and holds the title of Chairman Emeritus of Budget Rent A Car Corporation.

Born in Calgary, Alberta, Canada in 1929, Belzberg began his association with Budget Rent A Car as its first licensee in Canada. He opened the first Budget location there in 1962 and acquired additional franchises over the next three years.

When Belzberg joined Corporate headquarters in Chicago in 1965, his experience as a licensee enabled him to spearhead aggressive marketing and legal efforts in the U.S. to open airport terminals to Budget licensees and to expand distribution of the Budget System worldwide.

Belzberg and his wife Sema split their time between their residences in Chicago, Illinois and Palm Springs, California. They are the parents of three children and grandparents of five.



THOMAS V. RUTA
Owner

Thomas V. Ruta was one of the founding partners of the widely respected New York Certified Public Accounting firm of Behan, Ling & Ruta. He is currently serving as the firm's chairman and president.


Ruta graduated first in his class from Fordham University and was granted an MBA, with Distinction, from Pace University. He is a qualified CPA in the states of New York, New Jersey and Minnesota.

Ruta has served on the Fordham University Alumni Board of Governors as well as several corporate boards. As one of the owners of the Penguins, he serves as an Alternate Governor to the National Hockey League. In addition, he represents the team on three NHL Committees.

Ruta and his wife, Kathleen, live in New York City and spend their summers on Martha's Vineyard.

The Penguins ownership spent approximately four million dollars this past summer to add 1,373 new seats for Penguins games.

PENGUINS ADMINISTRATION



**Jack Kelley
President**

Jack Kelley, a highly respected administrator and coach in both college and professional hockey for the past 38 years, joined the Penguins' staff last March as senior executive assistant to the president and an alternate governor. In June, Kelley was named president of the club. In this position, he serves as the team's chief operating officer overseeing the day-to-day operation of the franchise and reports directly to Chairman of the Board Howard Baldwin.

"Jack is a top flight administrator and will serve the Penguins extremely well as president," Baldwin remarked. "Ownership felt that it was important to promote Jack to the president's position especially with our organization embarking on so many new projects for the 1993-94 season. The Penguins face many new challenges in the years ahead, and there will be a tremendous need for a creative and professional administrator to handle those challenges. Jack fits that description, and we are fortunate to have him with us."

For the 11 years prior to his joining the Penguins, Kelley was the executive director of the Glen Falls (N.Y.) Civic Center. This will be his second turn with a Howard Baldwin management team. He served as general manager of the New England (then Hartford) Whalers from 1972-82, including two years as head coach of the team.


An outstanding high school hockey player, Kelley played three seasons for Boston University and twice received All-East honors. After graduation he was a successful high school coach before moving on to Colby College where he established the team's varsity hockey program and brought it national recognition.

Kelley returned to his alma mater, B.U., in 1962 and was head coach there for 10 years, leading the Terriers to four NCAA Tournaments and NCAA Division I titles in 1971 and 1972. He posted a 303-147-13 record as a college coach.

Kelley led the Whalers to the first World Hockey Association Championship in 1973, and won the WHA's Eastern Championship the following year. He was the first coach to win championships on both the college and professional levels.

Kelley was NCAA Coach of the Year in 1962, New England Coach of the Year five times and WHA Coach of the Year in 1973. He is currently a member of the U.S. Hockey Hall of Fame Selection Committee and is a member of four (U.S. Hockey, B.U., Whalers, and Belmont High School) Halls of Fame.

Kelley and his wife Ginny have four children; Paul, David, Nancy and Mark.



BILL BARNES
**Sr. Exec. V.P. of Marketing/
Public Relations/PenVision**

Bill Barnes was named senior vice president of marketing and public relations for the Pittsburgh Penguins in May of 1992.

"Bill Barnes is one of the most respected names in professional sports marketing," Chairman of the Board Howard Baldwin remarked. "He worked with me in Hartford for 18 years and then spent 15 months with the New York Islanders. His experience and creativity are a major plus for our hockey club."

Barnes was in charge of the Whalers' marketing efforts from the club's start in Boston and right through its successful emergence as a professional sports team in Hartford. His marketing program was the most imitated in the National Hockey League and his telemarketing program became a model for the League.

Barnes was vice president of marketing and public relations in Hartford, and vice president of marketing and sales with the Islanders, whom he joined in March of 1990.

Barnes is a graduate of Providence College. He and wife Martha have five children.



DONN PATTON
**Executive Vice President
and Chief Financial Officer**

Donn Patton joined the Pittsburgh Penguins in November of 1991. He oversees the financial aspects of the franchise operations.

Prior to joining the Penguins, Patton was the CFO and senior vice president of Spectacor Management Group (SMG). SMG manages arenas, stadiums and convention centers throughout the United States. Included in that list of facilities are the Civic Arena and Three

Rivers Stadium in Pittsburgh.


From 1981 to 1988 Patton was associated with the Philadelphia Flyers, serving last as its executive vice president for finance and administration.

Patton began his business career upon graduation from Gannon College as a staff accountant with Price Waterhouse in 1973. He later served as an audit manager until 1981 in the firm's Small Business Group in the Philadelphia office.

Patton and his wife Jeanne have been married 21 years, residing with their three children (Jason, Michelle and Stephanie) in Upper St. Clair.

**The Penguins sold out 30 regular season games in 1992-93,
and all seven playoff games.**

PENGUINS ADMINISTRATION



CRAIG PATRICK
Executive Vice President
and General Manager

There are many reasons for the success of the Pittsburgh Penguins over the past three years – two Stanley Cup Championships, one President's Trophy and two Patrick Division Regular season championships – and one of the biggest is Executive Vice President and General Manager Craig Patrick.

In each season that he has served as general manager, Patrick has made one significant trade to help the Penguins. In 1991, he acquired Ron Francis, Ulf Samuelsson and Grant Jennings from the Hartford Whalers and that trade helped propel the Pens to their first Stanley Cup. In 1992, Patrick obtained Rick Tocchet, Kjell Samuelsson and Ken Wregget, a trade that helped the club win its second Stanley Cup. Last March, he acquired defensemen Peter Taglianetti and Mike Ramsay and they rewarded his confidence with some excellent play during the rest of the regular season and the playoffs.

Patrick was signed to a new five year contract in February of 1992. "We are extremely fortunate to have Craig Patrick with us for the next few years," Chairman of the Board Howard Baldwin emphasized at the time. "To our way of thinking, he is the best general manager in the National Hockey League."

Patrick was hired as general manager and interim head coach of the Penguins on December 5, 1989. The following June, he fine tuned the Penguins roster to a championship level and assembled one of the finest management teams in NHL history when he hired Bob Johnson as head coach and Scotty Bowman as director of player personnel.

A graduate of the University of Denver with a degree in Business Administration, Patrick helped the Pioneers to two NCAA Hockey Championships in 1968 and 1969. He then spent eight years as an NHL forward with California, St. Louis, Kansas City, Washington and Minnesota of the WHA before retiring in 1979. He also served as captain for Team USA in the 1979 World Championships in Moscow and played on the 1976 US Canada Cup team.

Patrick, 46, became a part of sports history that Americans will long remember when he served as assistant general manager and assistant coach of the 1980 gold-medal winning US Olympic Hockey team in Lake Placid, New York. He also served as co-general manager for Team USA in the 1991 Canada Cup Tournament.

He joined the New York Rangers' organization as director of operations in 1980 and became the youngest general manager in the team's history on June 14, 1981. He served the Rangers in that capacity through the 1985-86 season, guiding his team to the playoffs every year.

Prior to joining the Penguins, Patrick served as director of athletics and recreation for the University of Denver for two years.

Born in Detroit, Michigan, Patrick grew up in New Haven and Boston with a heritage full of hockey history. His grandfather, Lester, served as head coach and general manager of the Rangers and led his team to three Stanley Cup Titles. His father Lynn was an All-Star winger with the Rangers and served as their head coach from 1948 to 1950. He also was general manager of the Boston Bruins for many years. Craig's uncle, Muzz Patrick, a former Canadian Heavyweight Amateur boxing champion, played defense for the Rangers then served as their general manager/head coach from 1954 to 1964.

Patrick and wife Sue reside in Pittsburgh with their daughter Erin and sons Cory and Ryan.



ED JOHNSTON Head Coach

Johnston, 57, rejoins the Penguins organization to begin his second stint as the team's head coach. He coached the Penguins for three seasons from 1980-81 to 1982-83 and was promoted to general manager of the team on May 27, 1983, a position he held for five seasons. During the 1988-89 season, his last with the Penguins, Johnston served as the assistant general manager.

On May 11, 1989, he was named vice president and general manager of the Hartford Whalers. He served in that capacity for three seasons. During Johnston's first season in Hartford, the Whalers recorded the second best record (38-33-9) in their NHL history. This was due in part to a pre-season trade, in which he acquired Pat Verbeek from the New Jersey Devils. Verbeek led the Whalers with 44 goals that season.

Johnston played in the NHL for 16 seasons, from 1962-63 to 1977-78, and played on two Stanley Cup Championship teams as a member of the Boston Bruins. He also played for Toronto and St. Louis and finished his career with Chicago. Johnston was the last NHL goaltender to play every minute of a season, when he played all 70 games in 1963-64 for the Bruins. Overall, he played in 592 career NHL games, recording 236 wins, 32 shutouts and finished his career with a goals against average of 3.25.

Following his last season as a player (1977-78), Johnston began his coaching career with Chicago's top minor league team, New Brunswick in the American Hockey League. Prior to the 1979-80 season, he was named as the Blackhawks head coach, where he led the team to a 34-27-19 record and a first place finish in the Smythe Division. This marked a 15-point improvement over the previous season.

Johnston became the Penguins head coach after his one season with Chicago. During his three seasons as coach, he compiled an overall record of 79-126-35. Johnston guided the team to the playoffs in each of his first two seasons, both times suffering heart-breaking losses in overtime in the deciding game of the first round. During the 1981-82 season, the Penguins set an NHL record for the most power play goals by a team in a season with 99.

Johnston was named Penguins General Manager prior to the start of the 1983-84 season. Among his draft choices were current Penguins Mario Lemieux, Paul Stanton, Jim Paek and Jeff Daniels. Former Penguins players drafted by Johnston include Zarley Zalapski, Doug Bodger, Bob Errey, Rob Brown, Craig Simpson, and Shawn McEachern. Among his trades that helped build the Penguins to a championship team were the acquisition of Kevin Stevens from Los Angeles for Anders Hakansson and a seven player trade with Edmonton that brought Paul Coffey to Pittsburgh.

Johnston and wife Diane have three children, Michele, E.J. Jr. and Joseph. The Johnstons reside in the South Hills area of Pittsburgh.


ED JOHNSTON'S NHL COACHING RECORD

YEAR	TEAM	REGULAR SEASON					DIVISIONAL FINISH
		GP	W	L	T	PTS	
1979-80	CHICAGO	80	34	27	19	87	1st - Smythe
1980-81	PITTSBURGH	80	30	37	13	73	3rd - Norris
1981-82	PITTSBURGH	80	31	36	13	75	4th - Patrick
1982-83	PITTSBURGH	80	18	53	9	45	6th - Patrick
TOTALS		320	113	153	54	280	

YEAR	TEAM	GP	PLAYOFFS		ADDITIONAL PLAYOFF NOTES
			W	L	
1979-80	CHICAGO	7	3	4	Defeated St. Louis, 3-0, in Preliminary Round/lost to Buffalo, 4-1, in Quarterfinals.
1980-81	PITTSBURGH	5	2	3	Lost to St. Louis, 3-2, in Preliminary Round.
1981-82	PITTSBURGH	5	2	3	Lost to NY Islanders, 3-2, in Preliminary Round.
1982-83	PITTSBURGH				Out of the Playoffs
TOTAL		17	7	10	



Howard Baldwin and Craig Patrick welcome back Ed Johnston as Penguins new head coach.



RICK KEHOE
Assistant Coach

Kehoe, 42, begins his seventh season on the Penguins coaching staff. An NHL right winger through 14 seasons, he broke into the NHL with Toronto in 1971. After three seasons, he was traded to Pittsburgh where he spent the remainder of his playing career making his mark in the Penguins record books.

A charter member of the Penguins Hall of Fame, Kehoe ranks second on the club's all-time scoring list with 636 points. He is second in all-time games played (722), third in goals (312), fourth in assists (324) and second in

power play goals (95). During his Penguins career, Kehoe led the team in goals and points on three occasions. He recorded 25-or-more goals in nine of his 10 seasons as a Penguin while topping the 30-goal mark five times.

He won the NHL's Lady Byng Trophy, after scoring a club record 55 goals during the 1980-81 season. He was also Pittsburgh's representative in the 1981 and 1983 NHL All-Star Games.

Kehoe resides in the South Hills of Pittsburgh and has a daughter Karrie.



BRYAN TROTTIER
Assistant Coach

Trottier returns to the Penguins organization after a one year absence as he assumes the role of assistant coach. There is a possibility that he will resume his playing career as well and serve the team on a player/assistant coach basis.

Trottier, 36, was a member of six Stanley Cup Championship teams including his two seasons with Pittsburgh in 1991 and 1992. He was an integral part of four consecutive championship teams with the NY Islanders from 1980 to 1983, and ranks fifth in NHL career

playoff scoring with 184 points and second in games played with 219.

Trottier, who last played in the 1991-92 season, ranks sixth in NHL history with 1410 career points. In 17 NHL seasons, he has played in 1238 games, scoring 520 goals and recording 890 assists. Trottier recorded over 100 points six times and scored 30 or more goals 11 times, including 50 goals during the 1981-82 season.

He has won the Hart Trophy (1979), the Art Ross Trophy (1979), the Calder Trophy (1976) and the Conn Smythe Trophy (1980). He is one of only three players in NHL history to have won each of these awards. Trottier was originally signed by the Penguins on July 20, 1990. In two seasons with the Penguins, he played in 115 games recording 57 points (20+37).

Trottier served as President of the NHL's Players' Association for eight seasons from 1984 to 1992. He and wife Nickie reside in Pittsburgh with their three children, Bryan Jr., Lindsay Ann and Tayler.

PENGUINS STAFF/TEAM PHYSICIAN




CHARLES "SKIP" THAYER
Trainer

Thayer returns to the Penguins organization after a one year absence while he worked with Tampa Bay during its inaugural NHL season. He was the Pens head trainer from 1988-92. Thayer has 23 years experience as an NHL athletic trainer including 18 years with the Chicago Blackhawks organization.

While attending the University of Maine, he worked as a trainer at Colby College and upon graduation moved to Indiana University where he worked in athletic therapy and obtained his masters degree. He served as head trainer at Nicholls College in Massachusetts for two years prior to joining the Blackhawks in 1969. While working with Chicago, he helped to organize the NHL Trainers Association and at one time served as its president. During his tenure with Chicago, he worked 10 off-seasons as a certified paramedic. During the summer of 1989, he received his massage practitioner certification from Heartwood Institute in California.

Thayer and wife Robin reside in Pittsburgh's North Hills area.



DR. CHARLES BURKE
Team Physician

Dr. Charles "Chip" Burke has served as the Penguins' team physician since 1988. Prior to that time, he served the team on a consulting basis from 1985-87.

A native of Boston, Burke graduated from Harvard College and completed his graduate studies at the University of Cincinnati College of Medicine. He is board certified and a member of the American Academy of Orthopaedic Surgeons.


Burke serves as attending orthopaedic surgeon at Allegheny General and St. Margaret's Memorial Hospitals in Pittsburgh, specializing in sports medicine and orthopaedic surgery with special interests in knee and shoulder surgery. In addition, he serves as an instructor at St. Margaret's Sports Medicine Clinic.

Burke served as team physician for Team USA during the 1991 Canada Cup Tournament and is currently in practice with Dr. Barry Riemer and Dr. Spencer Butterfield.

He and wife Kathy are the parents of four children.

The Pittsburgh Penguins Alumni Association was formed in January of 1992. Leading the way in the formation of the alumni group were former Pens Kim Clackson, Duane Rupp and George Ferguson.

The Alumni team plays a number of games each year against local amateur and celebrity teams for the benefit of area charities and amateur hockey associations. Members also participate in hockey clinics in the greater Pittsburgh area.



JOHN WELDAY Strength & Conditioning Coach


Welday enters his fifth season as the Penguins Strength and Conditioning Coach.

Prior to joining the Pens, Welday worked five years as the strength and conditioning coach at Dartmouth College. During that time he also served as an instructor for physical education classes in strength training.

A Penn State graduate with a Bachelor's Degree in health and physical education, John played offensive tackle for the Nittany Lions in 1978 and 1979 until an injury confined him to the training room. He then served as an assistant

strength coach with PSU from 1980 to 1983 working with the varsity athletes. He also worked as a teaching assistant for the PSU major's program on strength and conditioning.

A native of Toronto, Ohio, John and wife Jodi are the parents of son Jared and daughter Jordan.



STEVE LATIN Equipment Manager

The 1993-94 season marks Latin's sixth year as the Penguins equipment manager. He reached his 1,000 NHL regular season game milestone on January 2, 1993 when the Pens hosted the NY Rangers.

A graduate of Eastern Michigan University in Ypsilanti with an associate's degree in business, Latin began working in the NHL with Detroit in 1980. After six years with the Red Wings, he moved on to Hartford where he worked as the Whalers' assistant equipment manager the following two seasons.

Latin was selected to work as Team USA's equipment manager for the 1990 World Championships at Berne, Switzerland and the 1991 Canada Cup Tournament.

A native of Dearborn, Michigan, Steve makes his home in Pittsburgh's North Hills area.

Penguins Ticket Information

Individual game tickets are on sale at the Civic Arena Box Office and at all other Choice Seat outlets including: selected Kaufmann's, Home's, National Record Marts, and the TIX Booth downtown.

Charge by Phone: (412) 333-SEAT

For more information call (412) 642-PENS

Penguins Merchandise


Lots of great Penguins merchandise with the new logo is available now through mail order or by phone. To receive a free full color catalog, write to:

Penguins Mail Order Department
Civic Arena - Gate 9
Pittsburgh, PA 15219

Or call: **(412) 391-PENS**
in the Pittsburgh area

or **1-800-8-GO-PENS**
Outside Pittsburgh

PENGUINS SCOUTS




GREG MALONE
Head Scout

Malone, 36, joined the Penguins' scouting staff in July of 1988 after an 11-year NHL playing career with Pittsburgh, Hartford and Quebec.

Hired to scout the Ontario area and CCHA in 1988-89, Malone was given additional responsibilities the following year as the team's head scout, a position he has held the past three seasons.

A Penguins center from 1976 to 1983, Malone ranks seventh on the club's all-time scoring list with 364 points. He ranks sixth in goals (143), ninth in assists (221) and is tied for eighth place with 495 games played. He recorded his best offensive season in 1978-79 when he led the Penguins in goals (35) and points (65).

Malone has operated his hockey school for the past five summers in Pittsburgh for local youths. He resides in the Pittsburgh area with sons Ryan and Mark.




GILLES MELOCHE
Goaltending Coach & Scout

Meloche joined the Penguins' management team in December of 1989 as goaltending coach and scout and has served in that position the past three years.

An NHL goaltender for 17 plus seasons, Meloche played in 788 games and registered 270 career wins while playing with Chicago, California, Cleveland, Minnesota and Pittsburgh. He played in the Stanley Cup playoffs six consecutive years with Minnesota from 1980 to 1985, including the North Stars' drive to the Stanley Cup Finals in 1980-81. He ranks second on Minnesota's all-time list of goaltenders in wins (141), shutouts (9) and games played (328).

Meloche first joined the Penguins' organization in September of 1985 via a trade and played his last three seasons as a Penguin before retiring from play in 1988. He and wife Nicole reside in his hometown of Rosemere, Quebec with son Eric and daughter Annie.



LES BINKLEY
Scout


One of the original Penguins, Binkley started his NHL career in Pittsburgh's inaugural season after the 1967 NHL expansion.

He played five seasons with the Penguins from 1967 to 1972 and still holds the franchise record for most career shutouts with 11.

Binkley ranks third among Penguins all-time goaltenders with 58 career wins and ranks fifth in goals against average with 3.12.

In 1972, he moved to the WHA where he played with Ottawa in 1972-73 and then Toronto from 1973 to 1976. He joined the New York Rangers' organization in 1977 serving as a scout and working on special assignments during the 1977-78 season. He was then hired by the Winnipeg Jets as their Chief Scout and served in that position from 1978 until 1989.

Binkley returned to the Penguins' organization in 1989 and has served on the scouting staff the past three seasons. He and wife Eleanor reside in Hanover, Ontario, and have two children, son Randy and daughter Leslie and three grandchildren.




RALPH COX Scout

A two-time All American at the University of New Hampshire, Cox played varsity hockey while earning a business degree at UNH. He is the Wildcats' all-time leading scorer with 243 career points and their all-time leader in goals with 127.

Cox was a member of the U.S. National Team in 1979 and participated in the U.S. Olympic program in 1980. From 1981-86 he worked in Europe as a player/coach for teams in Finland, Austria and Switzerland.

In 1989, Cox joined the Penguins' organization as the team's New England scout. Entering his fourth year on the Penguins' scouting staff, he and his wife Elizabeth reside in the Boston area with daughter Delia and son Dylan.




JOHN GILL Scout

Gill broke into the NHL scouting ranks with Pittsburgh in 1984 serving as a part-time scout for the Minnesota/Midwest area.

In 1987, he was hired on a full-time basis to scout high school, college and junior teams in North America. During the 1991-92 season, his responsibilities were increased to include Europe.

A Minnesota native, Gill played in the Metro Junior A Hockey League with the Minneapolis Junior Bruins then moved on to semi-pro with Continental Hockey League teams in Madison, Peoria and Las Vegas.

Gill is a graduate of Metropolitan State University and resides in Richfield, MN, with his wife Debbie and son Jeremy.



CHARLIE HODGE Scout

Hodge was hired by the Penguins prior to the 1989-90 season and begins his fourth year on the Penguins scouting staff.

As an NHL goaltender, Hodge has 12 seasons of play to his credit including all or part of nine seasons with the Montreal Canadiens. In 1964, he won the Vezina Trophy as the NHL goaltender with the best goals against average posting a 2.26 average while recording eight shutouts. In 1966, he shared Vezina Trophy honors with teammate Lorne Worsley. He was a member of five Stanley Cup Championship teams with Montreal

in 1958, 1959, 1960, 1965 and 1966 and was named to the NHL's Second All-Star Team in 1964 and 1965.

In 1967, he was drafted from Montreal by the California Seals in the NHL Expansion Draft. In 1969, he was loaned to Vancouver of the WHA where he played 13 regular season games before leading playoff goaltenders in goals against average with a 1.45 average and one shutout. He was drafted by Vancouver in the 1970 NHL Expansion Draft and retired as a player at the end of the 1970-71 season.

Hodge spent two plus seasons coaching in the Major Junior and Tier II leagues before joining the Winnipeg Jets' scouting staff in 1980. He and wife Sheila have three sons and five grandchildren and reside in Langley, British Columbia.

PENGUINS SCOUTS



MARK KELLEY
European Scout

Assistant General Manager, Central Red Army


Kelley joins the Penguins organization this year as the team's European Scout. He will also serve as assistant general manager for the Central Red Army team in Russia. He will be based in Moscow during the 1993-94 season.

Kelley spent the past five years scouting for the Quebec Nordiques organization. He served as the Nordiques' New England scout from 1988 to 1990. At the conclusion of the 1989-90 season, his responsibilities increased as he was named Quebec's USA scout responsible for scouting the United States' high school, college and junior ranks as well as cross-checking the Canadian Junior Hockey League.

A native of Waterville, Maine, Kelley attended Colby College where he played four years of varsity hockey serving as team captain his senior year.

A left wing during his playing career, Kelley played in Lustenau, Austria during the 1980-81 season. At the conclusion of the European hockey season, he joined the Binghamton Whalers of the American Hockey League where he played the final portion of the season.

Kelley served as an assistant hockey coach at Colby College from 1982 to 1984.



PHIL RUSSELL
Professional Scout

Assistant General Manager, Cleveland Lumberjacks

Russell, 41, enters his first year in the scouting ranks after coaching the Lumberjacks the previous five seasons. He will also serve as the assistant general manager of the Lumberjacks in the IHL. In his scouting capacity, he will be responsible for evaluating player talent in the professional leagues.

Russell assumes his new position after two seasons as head coach. In 1991-92, during his first year as head coach, he guided his team to a 41-28-13 record and a trip to the Turner Cup Championship round against Kansas City. During his tenure with the Lumberjacks, the club won two East Division Championships, two Huber Trophy titles and one Turner Cup crown. He shared IHL Coach of the Year honors with Blair MacDonald after helping lead the Jacks to the Turner Cup Championship in 1988-89. Prior to joining the coaching ranks, Russell enjoyed a highly successful 15-year career as a defenseman in the National Hockey League, playing for Chicago, Atlanta, Calgary, New Jersey and Buffalo.

FIRST NHL TEAM IN PITTSBURGH

The 1967-68 Penguins were not the first NHL team to represent Pittsburgh. That honor belongs to the Pittsburgh Pirates who were here for five seasons (1925-26 to 1929-30), posting records of 19-16-1, 15-26-3, 19-17-8, 9-27-8 & 5-36-3.

GUINS ANNOUNCERS



MIKE LANGE

One of the premier sportscasters in all of professional sports, Lange enters his 19th season in the Penguins broadcast booth. His unique style of broadcasting makes phrases like "Buy Sam a drink and get his dog one too" and "Ladies and gentlemen, Elvis has just left the building", familiar to fans across North America. He began broadcasting Penguins games on radio in 1974-75. He left after one season, but returned as the team's radio voice in 1976-77 until the 1979-80 season when games were simulcast for both radio and television.

A native of Sacramento, CA, Lange graduated from Sacramento State University with a degree in broadcasting before starting his career with the Phoenix Roadrunners of the WHL in 1970. During the 1973-74 season, he called play-by-play for the San Diego Gulls of the WHL before joining the Penguins in 1974. In addition to his responsibilities with the Pens, Lange handled play-by-play for the Pittsburgh Pirates in 1986 and 1987 on the KBL Sports Network. He and wife Chrissie reside in Pittsburgh with their son Tanner.



PAUL
STEIGERWALD

Steigerwald enters his ninth season as color commentator on Penguins broadcasts. He attended Kent State University where he worked as one of the hockey club's radio announcers. He then moved to Pittsburgh where he worked in radio sales until he was hired as the Johnstown Red Wings (EHL) play-by-play announcer in 1979. In 1980, he joined the Penguins organization as director of marketing and worked as the intermission host for radio and television broadcasts. In 1985, he became the Penguins simulcast color commentator. He left the Penguins front office in 1988 to work as a sports reporter for KDKA-TV. He has two sons, Blake and Dylan.



DOUG MCLEOD

McLeod joins the Penguins broadcast team this year after spending the last five seasons as the television voice of the Minnesota North Stars. A native of Iowa, he attended Drake University in Des Moines. McLeod has spent the last 15 years in the Minneapolis area. From the 1978-79 season through 1992-93, he was the radio and television voice for the University of Minnesota hockey team. In 1988-89, he joined the Minnesota North Stars broadcast team. McLeod worked as the television play-by-play announcer for the St. Louis Cardinals in 1989 and the Minnesota Twins in 1991. He was also part of the ESPN broadcast team covering the US Olympic Festival in 1990. He and wife Catherine have a daughter, Caitlin.



STAN SAVRAN

Savran begins his second stint on Penguins broadcasts. He will provide color commentary on selected television games during the 1993-94 season. During the 1977-78 season, he served as the Penguins between periods and post game studio host. A graduate of Miami of Ohio University with a degree in broadcasting, Savran has worked on numerous sports broadcasts calling the play-by-play or adding color commentary for Steelers football, Penn State football, Duquesne and Pitt basketball, Ohio State University football and the University of Miami football. He has also hosted radio sports talk shows on WWSW, KQV and WTAE where he worked as a sportscaster on both radio and television for 11 years. Savran currently serves as a broadcaster for the KBL Sports Network, writes a column for the Pittsburgh Post Gazette, and broadcasts sports commentaries on WDVE Radio and KDKA-TV.

PENGUINS TELEVISION/RADIO INFORMATION

PENG

T.V. PACKAGE

The Penguins television package is available in professional hockey. This year, fans will see 62 games on the KBL Sports Network. Those games also telecast on commercial carrier KDKA-TV2. The director for all telecasts is Paul Kosuth. KBL became the Penguins affiliate in 1986 while KDKA-TV has been televising Penguins games since 1988. There are no satellite coordinates for KBL since their signal is on fiber optics that run underground.

PENVISION

1993-94 will mark the inaugural season for PenVision, the subscription television plan which will make an additional 26 Penguins games available to fans. Subscribers will receive two pre-season games, 22 regular season games and two playoff games during the season. All games are neutral site games or home games which would have otherwise not been televised in the Pittsburgh area. The announcers for PenVision will be Mike Lange and Paul Steigerwald. In addition to games, PenVision offers a unique package of programming including a sports talk show, a Where Are They Now series featuring former players, up close and personal features on Penguins players and owners, a home shopping and collectibles show featuring Penguins memorabilia and a weekly fans' fantasy play-by-play show.

RADIO NETWORK

WTAE Radio will serve as the Penguins flagship station for the 1993-94 season. The Penguins radio network has increased to 24 stations from 14 a year ago. In addition to WTAE, the radio network includes WVAM (Altoona), WWCH (Clarion), WLCY (Indiana), WCNS (Latrobe), WCED (Dubois), WCVI (Connellsville), WPQR (Uniontown), WVSC (Somerset), WBVP (Beaver Falls), WZKC (Youngstown), WRQQ (Sharon), WESA (Charleroi), WLMI (Kane), WEYZ (Erie), WEEL (Wheeling), WFBG (Altoona), WJAC (Johnstown), WRSC (State College), WKST (New Castle), WANB (Waynesburg), WCHS (Charleston), and WAJR (Morgantown).

WEEKLY RADIO SHOW

Twice a week the Penguins will produce a five-minute player feature that will be fed to 58 stations in the western Pennsylvania area. The features will run through the 1993-94 playoffs.

MIKE LANGE COLUMN

Each Friday during the regular season and playoffs, Mike Lange writes a column specifically aimed at weekly papers in the western Pennsylvania area. This year 34 papers will carry the column which includes feature stories on the players and the team's community program.

QUINS STAFF



Richard Chmura
Exec. V.P. of
Advertising/PHA
Sports Marketing Ltd.



Bill Cox
Vice President
Merchandising



Colleen Badstibner
Receptionist



Howard Baldwin Jr.
Team Video
Coordinator



Taylor Baldwin
Director
Advertising Sales



Jamie Belo
Director of
Special Events



Christine Black
Administrative
Assistant



Tracey Botsford
Executive
Assistant



Steve Bovino
Assistant Media
Relations Director



Eric Brandenburg
Accounting



Tim Carey
Director of
Merchandising



Chris Clark
Advertising Sales
Representative



Tracey Clontz
Accounting



Carol Coulson
Box Office
Manager



Jim Cuddy
Choice Seat



Maryann Dayton
Sales/Communications
Secretary



Robb Gedrys
Merchandising
Manager



Edna Greeley
Choice Seat



Kevin Hart
Controller



Elaine Heufelder
Executive
Assistant



Cindy Himes
Director of
Public Relations



Julie Kapples
Choice Seat



George Kirk
Director of Amateur
Hockey Development



Lois LeBaron
Receptionist



Barb Manion
Accounting



Jeff Mercer
Director of
Ticket Sales



Bill Miller
PenVision
Marketing Rep.



Tony Miller
Choice Seat



Jahna Newman
Malls/Office
Manager



Paula Nichols
Executive
Assistant



Emily Nordstrom
Director of
Publications



Amy Novak
Director of
Promotions



Rick Patterson
Accounting



Renee Petricevich
Public Relations
Secretary



Tim Porco
Choice Seat



Nick Ruta
Director of
Memorabilia



Chuck Saller
Director of Suite
Sales & Service



Harry Sanders
Director of
Media Relations



Louise Stock
Merchandising
Representative



Steve Swetoha
Marketing
Representative



Fred Traynor
Asst. Box Office
Manager



Mark Watkins
Director of
Ticket Operations



Mark Willand
PenVision
Marketing Rep.



Terri Dobos
Young
Marketing
Representative

PENGUINS MEDIA INFORMATION

SEASON PASSES FOR MEDIA: Season passes are issued only to members of the media covering the Penguins on a regular basis.

INDIVIDUAL GAME PASSES: Media members must contact Harry Sanders or Steve Bovino in the Penguins media relations office no later than 24 hours before the game. Passes will be issued only to working media and photographers. They will be left at the press gate located at Gate #3 of the Civic Arena. You can reach the press gate from Washington Place which runs in front of the Arena where the marquis stands. Passes will be available there for one hour after the opening faceoff.

PRESS BOX: The press box is located on the west side of the building above section D-24. It is for game personnel and members of the media covering the games. When necessary, overflow media will be assigned seats in the auxiliary seating area at Section C-3. All members of the media will gain access to the main press box by showing their press pass to the security guard at the door.

PRESS LOUNGE: The press lounge is located across from the locker rooms on the lower level at Gate #3. Members of the media and the game night staff must show their press pass at the door for admittance. The press lounge will open two hours prior to game time with dinner and beverages served. The press lounge is equipped with telephones and electrical outlets and is available to the media during and after the game for filing purposes.

GAME NOTES: Game notes and lineup sheets are available in the press lounge and press box before each game. Additional information from the NHL and press releases are also available throughout the season at these locations.

GAME SUMMARIES: Game summaries are available after each period in the press box. Final game summaries are distributed in the press box, press lounge and both home and visitors locker rooms after the game.

OUT-OF-TOWN SCORES: Out-of-town score sheets are delivered to home and road broadcasters throughout the game on a regular basis.

DRIVING DIRECTIONS TO PITTSBURGH CIVIC ARENA

FROM RT. 279 NORTH (GREATER PITTSBURGH AIRPORT): Follow 279 North toward Pittsburgh...go through Fort Pitt Tunnels (left lane)...proceed straight ahead onto Liberty Avenue...turn right off Liberty Avenue onto Seventh Avenue and cross over Grant Street...make right onto Centre Avenue.

FROM ROUTE 79 SOUTH (NORTH HILLS): Follow 79 south toward Pittsburgh...take Route 279 south exit (about a mile past Wexford exit)...follow 279 South over Veterans Bridge...take Sixth Street exit, bear left...at the light, turn left onto Bigelow Boulevard.

FROM PENNSYLVANIA TURNPIKE: Traveling the turnpike towards Pittsburgh, take the Pittsburgh/Monroeville exit onto Route 376 West...get off 376 West at Exit 6 staying in right lane...at stop sign, turn right onto Pride Street...follow Pride across Fifth Avenue...at second light, turn left onto Centre Avenue.

PENGUINS MEDIA INFORMATION

LOCKER ROOMS ACCESS: The locker room will be open to the media 10 minutes after the conclusion of the game per League requirements. ONLY working members of the media with appropriate identification will be admitted.

POST GAME PROCEDURES: Penguins Head Coach Ed Johnston will hold a press conference after each game outside the Penguins locker room at Gate #2. The press conference room is located just inside the Penguins locker room entrance at Gate #2, first door on the right. Post game quote sheets for both head coaches will be available after the game in the press lounge, press box and in each locker room.

GAME BROADCAST INTERVIEWS: All requests for pre-tapes and between period interviews with players or coaches must be confirmed during the morning skate. Players or coaches must be confirmed for broadcast interviews before they leave the Civic Arena after the morning skate or they are off-limits for broadcast interviews.

DAILY PRACTICE SESSIONS: Open to all media members. Please confirm location and time with the Penguins media relations office as last minute changes will occur.

PHOTOGRAPHERS: Photographers may shoot from designated areas assigned by the Penguins media relations staff. Photo locations assignments will be posted in the press lounge and press gate for each game. Photo passes must be secured by calling the media relations office at least 24 hours in advance of each game.

CIVIC ARENA LIGHTING: The lighting is mercury vapor supplemented by incandescent lighting for television.

PENGUINS MEDIA HOT LINE: Up-to-date changes in practice time, injury information and player transactions will be put on the Hot Line daily at 10:00 AM and 2:00 PM. The confidential phone number is available from the Penguins Media Relations staff.

OFF-ICE OFFICIALS

Supervisor of Officials Paul Schlosser
Goal Judges Ron Harris, Leo Rudzki
Joe Ferraro, Jim Duss
Official Scorers Dave Reynolds, Keith Schreiber
Game Timekeeper Paul Schlosser
Penalty Timekeepers Bob Ferons, Bob Maitland
Statistician Jim Gricar

GAME NIGHT STAFF

Statistics Mike Amoroso, Phil Spano
Eugene Susi, Ed Machen
Video Glenn Digby, Bruce Massof
Home Dressing Room Frank Sciuilli, Tracy Luppe
Visiting Dressing Room A.T. Caggiano
Home Runway Don Wagner
Visiting Runway Don Johnson
PR Game Staff John Fedorek, Mike Hughes, Greg Muha

IN THE CIVIC ARENA

PA Announcer John Barbero
Organist Vince Lascheid
Message Board Mike Ficcorelli
Matrix Board Marty Corbett



THE PITTSBURGH CIVIC ARENA

Located in the heart of Pittsburgh, the Civic Arena serves a population of over 2.7 million people in the western Pennsylvania, eastern Ohio, and West Virginia regions. Centrally located, the Civic Arena is easily accessible from Pittsburgh's main and interstate highways.

Year-round, the Pittsburgh Civic Arena offers a wide variety of entertainment with exciting tenants like the 1991 and 1992 Stanley Cup Champion Pittsburgh Penguins of the NHL, the Pittsburgh Bulls indoor lacrosse team of the MILL, and University of Pittsburgh basketball. The Civic Arena hosts over 125 events annually from family spectacles such as Ice Capades and Sesame Street Live to major concerts such as Reba McEntire, Frank Sinatra and Billy Joel.

The Pittsburgh Civic Arena boasts an excellent seating capacity, flexible design, and modern luxuries. The arena is capable of seating 17,537 for hockey games and up to 18,500 for concerts with 50 super boxes and 228 luxury seats. The facility has the flexibility of five different seating configurations and the luxury of the Igloo Club, which can accommodate over 400 people for pre-event dinners and banquets.

The Pittsburgh Civic Arena features the largest retractable stainless steel roof in the world. Built in 1961, the arena was designed for use by the Civic Light Opera. Originally named the Civic Auditorium, the \$22 million facility was financed by a combination of public and private funds including outright grants from the City of Pittsburgh, Allegheny County, and Edgar J. Kaufmann.

The arena project played a major role in the rapid growth Pittsburgh experienced in the late 50's and early 60's. The Bell Telephone building, Gateway Center, the Hilton Hotel, Mellon Square Park, and the Fort Pitt tunnel and bridge were all erected in that period.


Famous for its revolutionary architectural design, the Civic Arena's roof is constructed to open or close in 2-1/2 minutes. The roof – which has no interior supports – is divided radially into eight leaves and is supported by a huge cantilever arm that arches 260 feet. Built from 2,950 tons of Pittsburgh steel, the mammoth dome roof measures 170,000 total square feet.

Home of the NHL's Pittsburgh Penguins, hockey enthusiasts refer to the arena by its nickname – "The Igloo". Since the arena opened in 1961, the building has undergone several expansion programs. In the years 1972-75, the press box was constructed, 23 "super boxes" were built, and the "E" section balconies were added to raise the seating capacity from the original 13,000 to over 16,000. In 1991, a three-year \$11.4 million renovation program, which included exterior landscaping, new A-level seating, reconstruction of the Igloo Club, the addition of new super boxes, and the installation of computerized ice making equipment was completed.

This past summer, the Penguins, at their expense, added two new balconies at the North and South ends of the arena which added over 1,100 new seats; relocated the press box to the West side of the arena and expanded seating from 85 to 96 seats; constructed six new super boxes and 88 club seats where the old press box was located; and constructed 18 new 8-seat Golden Circle Boxes, located at each exit/entrance to the concourse.

Spectacor Management Group (SMG) is the management company for both the Civic Arena and Three Rivers Stadium, home of the Pittsburgh Steelers and Pittsburgh Pirates. Philadelphia-based SMG is universally recognized as the world leader in the private management of public assembly facilities. SMG currently operates 41 facilities worldwide, including the Los Angeles Coliseum, Louisiana Superdome, Sheffield Arena (England), and Long Beach Entertainment Center. SMG facilities combined to host more concerts than any presenter in the world.

Twenty-one (21) professional sports teams and eleven (11) major collegiate men's basketball and football programs make their home at SMG buildings. SMG facilities have hosted many prestigious events such as: Democratic and Republican National Conventions, The Superbowl, The World Series, NCAA Men's Regional and Final Four Basketball Championships, NBA Championships, NHL Stanley Cup Finals, the 1984 Summer Olympics, and the Amnesty International World Tour.



AMATEUR HOCKEY DEVELOPMENT PROGRAM

The Pittsburgh Penguins Amateur Hockey Development Office, under the direction of George Kirk, is in place to service the needs of amateur hockey players and to help foster the growth of hockey in the Pittsburgh Penguins' market area.

The goals and objectives of the Penguins Amateur Hockey Office run very parallel with that of USA Hockey by placing a very strong emphasis on character development through athletic competition and academic excellence. It is the feeling of the Penguins that a well-rounded youth will be the strongest contributing member of society as well as a future hockey fan.

A look at the program.....

CLINICS: The Penguins host and sponsor coaches' clinics as well as Learn-to-Play Hockey Clinics which are critical to the development of the sport in the area.

TRI LINES: Noted as one of the top local amateur hockey publications in the country, Tri Lines provides meaningful information to local hockey families, including useful information on U.S. colleges. It is completely subsidized by the Penguins.

TAHA: The Tri State Area Hockey Association is the umbrella organization for all local associations. The Penguins work very closely with TAHA in pursuing common objectives. Pens Amateur Hockey Development Director George Kirk serves as president of the organization.

AMATEUR PENGUINS: This group of select hockey players in various age groups represents the Penguins and the City in regional, national and international competition. Partial subsidy as well as advisory information is provided by the NHL Penguins.

ADVISORY: The Amateur Hockey Office provides information and advice on how to most efficiently operate an amateur hockey program from top to bottom.

HIGH SCHOOL HOCKEY: State playoffs and the annual All-Star games are both sponsored and promoted by the Penguins as well as a player of the month award.

TAPE AND PUBLICATION LIBRARY: Top level instructional material is made available free of charge to local coaches through the Amateur Hockey Office.

USA HOCKEY: The Penguins work closely with USA Hockey in promoting programs and relaying important information to local players and coaches.

"Amateur hockey, whether it be on the mite, squirt, bantam, pee wee, high school or college levels is a great teacher for the young men and women who play. The game is a mental and physical challenge, but it's also a lot of fun", Penguins Chairman of the Board Howard Baldwin remarked.

"The Penguins Amateur Hockey Development Office has been a strong partner in the growth of amateur hockey in western Pennsylvania in the past few years, and that leadership will continue in the years ahead. The Penguins stand ready and willing to help amateur hockey maintain its growing popularity among youngsters of all ages."



The Penguins Cup trophy honors the Class A, AA and AAA champions of the annual Western Pennsylvania Tournament.

PENGUINS IN THE COMMUNITY . . . MORE THAN A HOCKEY TEAM

The Penguins Community Relations program is truly a team effort ...

It is Paul Stanton serving as chairperson of the Cystic Fibrosis 65 Roses Club for the past three years ...

It is Kevin Stevens talking to grade school youngsters in the Pittsburgh public school system ... It is Tom Barrasso narrating an anti-drug video that has received rave reviews from school educators and law officials alike ...

It is players and coaches visiting the Veterans and Children's Hospitals ... It is Craig Patrick doing public service announcements for the Carnegie Library and serving as Honorary Chairperson for major projects that help the Pittsburgh Greater Community Food Bank and the Allegheny County Boy Scouts ...

It is Jimmy Paek and Shawn McEachern going beyond the call by handling emergency requests and making anti-drug school appearances ... It is Rick Tocchet at the Boys Club and Ron Francis at the School For The Deaf ...

It is 14 players along with Mike Lange and Paul Steigerwald making anti-drug school appearances ... It is Howard Baldwin endorsing and supporting a community program he feels is a privilege and not an obligation for the team ...

It is the fans who donate thousands of dollars and thousands of pounds of food at Penguins food drives ...

It is Paek, McEachern, Patrick, Lange, Steigerwald and Stanton helping to make sure that the Penguins-USX Blood Drive is the most successful three-day drive in the City's history... It is Local Union 57 donating its services to hand out posters at three charity handout nights at the Civic Arena ...

It is the Penguins amateur hockey development director spending many nights with area amateur hockey organizations to help each group run a successful program for the benefit of the youngsters they serve ...

It is the Penguins wives raising \$60,000 for the Ashley Barrasso Cancer Research Fund by putting on the first Wives Casino Night ...

It is the Penguins community relations program, a fully-planned, comprehensive program that seeks to maximize the team's involvement with, and contributions to, charities, social service organizations, amateur sports programs and schools in the western Pennsylvania area.

"Professional athletes can have a terrific impact on youngsters who are seeking to establish career goals and a direction in life, and who need reinforcement about staying away from drugs and alcohol," Penguins Chairman of the Board Howard Baldwin remarked. "With that in mind, we will do as much as we can, within the confines of our game and travel schedule, to assist organizations that ask for our help. We can't make every appearance, but we do care and I feel our organization has shown that."

Anti-Drug Program

The Penguins anti-drug effort is the heart of the team's community relations program. Included in the program are school appearances, an anti-drug video, production of anti-drug posters and television public service announcements.

The team will make 13 anti-drug school appearances this year, which are emceed by Pens announcers Mike Lange and Paul Steigerwald. Pens Amateur Hockey Development Director George Kirk, a DARE anti-drug information specialist, a representative of St. Francis Hospital and a Penguins player make up the appearance team at each school.

The Penguins distributed 100,000 anti-drug posters during the 1991-92 season and then another 75,000 last year. They have been distributed to schools, amateur sports groups and to western Pennsylvania police departments and have also been used by the DARE program.

Over 2,000 copies of the Penguins anti-drug video *Goals For Life* have been distributed to area schools and police departments. Another anti-drug video will be produced in the spring of 1994.

PENGUINS IN THE COMMUNITY . . . MORE THAN A HOCKEY TEAM

Penguins Community Affiliations ...

The Penguins are involved with a wide range of community and social service organizations in the western Pennsylvania area. Some of the programs are very extensive and some are limited, but in all cases the Penguins presence has been very beneficial.

Included in the overall program are special events involving the entire team, individual player appearances, posters, public service announcements, hospital visits, articles in Penguins Magazine, use of the Penguins information booth on game nights, special handout and collection nights at the arena, as well as donations of reading materials for hospital patients and learn to read programs.

The groups who receive all or some of the above support programs are: Animal Friends, Ashley Barrasso Cancer Research Fund, Big Brothers/Big Sisters, The Greater Pittsburgh Blood Bank, The Boy Scouts, Boys Clubs/Girls Clubs, Carnegie Library, Allegheny County Health Department, Children's Hospital, Cystic Fibrosis, DARE, Family Resources, Pittsburgh Fire Department, The Greater Pittsburgh Community Food Bank, State Forestry Department, American Heart Association, Junior Achievement, The Kidney Foundation, The Leukemia Society, the Pittsburgh Literacy Council, Mothers Against Drunk Driving, Make-A-Wish Foundation, Mom's House, Neurofibromatosis, Partnerships In Education, Presley Ridge School, St. Francis Hospital, The Salvation Army, Sickle Cell Society, Allegheny County Special Olympics, Spina Bifida, The Pennsylvania State Police, The United Way, Veterans Hospitals and the Pittsburgh Zoo.

Some of the very special programs involving some of the above organizations are: a cook book the Penguins produced for Animal Friends, which raised \$15,000; support of the Boys Scouts Spring and Fall Round ups; Extensive involvement with the Carnegie Library's Read To Me and Summer Reading programs; co-sponsorship of a safe driving activity book with the Allegheny County Health Department and the State Department of Transportation; and a luncheon for the Make-A-Wish Foundation and its patients with all the Penguins players.

Hospital Visits

Each year, the Penguins players and coaches make a visit to the Pittsburgh Children's Hospital, and to the three Veterans Hospitals in the greater Pittsburgh area. This season, the Pens will add a visit to St. Francis Hospital.

The Penguins have had a long time affiliation with Children's Hospital. "The children are an inspiration to us," Penguins Assistant Captain Ron Francis emphasized. "Many of these kids are in life threatening situations and yet they have a smile and an enthusiasm that is inspiring. I think the visit does just as much for the players as it does for the kids."

Pittsburgh has three Veterans facilities and the team is split into 10-person teams for the special Veterans Day visits. Many of the veterans have no family and many are bed ridden, but just about all of them are Penguins fans. "They are real fans," Penguins All-Star left wing Kevin Stevens remarked. "They know all about the team and follow us from game one right through the playoffs. It was great to visit these people who have given so much to this country."

St. Francis Hospital is a major sponsor of the Penguins and is actively involved in the team's anti-drug program.



PENGUINS IN THE COMMUNITY . . . MORE THAN A HOCKEY TEAM

Scholarships

The Penguins currently have two scholarship programs: The Bob Johnson Scholarship and the Continuing Education Scholarships for Pittsburgh senior high school students.

The Penguins started the Johnson program in honor of the late Penguins coach who led the club to the Stanley Cup Championship in 1991. Coach Johnson died less than six months later of brain cancer. The \$2,000 Johnson Scholarship is presented to a western Pennsylvania high school senior for academic achievement, community involvement and demonstrated leadership, sportsmanship and a positive attitude as a member of the student's high school hockey program. Applicants must have a 3.2 grade point average.

The Continuing Education Scholarship program was started this past April with three \$1,000 scholarships. The scholarships are awarded on the basis of academic achievement, community involvement and participation in school activities. All applicants must have a 3.0 grade point average. The scholarship money can be used at a four year college, a junior college or a professional technical school.

The Penguins, in cooperation with the Penguins Booster Club, will add a second Johnson Scholarship next year and make two \$1,500 awards. Chairman of the Board Howard Baldwin has also announced that the club will present five Continuing Education Scholarships in 1994.

Food and Toy Collections

In March of 1992, the Penguins held their first SCORE AGAINST HUNGER NIGHT for the benefit of the Greater Pittsburgh Community Food Bank. Two drives were held during the 1992-93 season and at least one will be held during the 1993-94 season. Fans attending the game on the food collection night are urged to bring a small bag of non perishable food items. In return they receive a full color action poster of a Penguins player. Thus far the three food drives have resulted in food donations totaling 15,000 pounds and over \$5,000 in cash donations.

In December of 1992, the Penguins combined with the Salvation Army on the team's first toy collection night. Over 500 toys and \$1,500 were collected that evening. Another toy collection night is scheduled for the 1993-94 season.

Television Public Service Announcements

The Penguins have assisted a number of charities and social service organizations by use of players and General Manager Craig Patrick in television public service announcements. During the 1992-93 season, Penguins staff and players did PSAs for The Greater Pittsburgh Blood Bank, Greater Pittsburgh Community Food Bank, The Carnegie Library, Mothers Against Drunk Driving, The American Heart Association, Boys Clubs/Girls Clubs, the Penguins anti-drug program, Sickle Cell Society, The Literacy Council and United Way. KDKA Television produced all but two of the PSAs. The Penguins plan to do at least 10 new public service announcements during the 1993-94 season.

Posters

Last season the Penguins were featured in 14 posters that were produced for area charities and social service groups. A total of 280,000 posters were printed and distributed. The major poster was the Pens anti-drug poster. Some 75,000 copies were distributed to police departments, schools, amateur sports groups and after school groups. In addition, Penguins-related posters were produced for the American Heart Association, Boys Clubs/Girls Clubs, The Greater Pittsburgh Blood Bank, the Greater Pittsburgh Community Food Bank, Mothers Against Drunk Driving, The Literacy Council, Junior Achievement, State Forestry Department, Pittsburgh Area Fire Departments, Salvation Army, Family Resources and the St. Francis Courage To Come Back Foundation. The Penguins plan to produce at least 10 new posters during the 1993-94 season.

PENGUINS IN THE COMMUNITY . . . MORE THAN A HOCKEY TEAM

Penguins Information Booth And Penguins Magazine . . .

Due to the hectic in season game and travel schedules, the Penguins can only fill a portion of the requests for player and staff appearances that come from area groups. However, there are several other ways the team can assist these organizations.

One of the most successful non-player activities that the Penguins have started is allowing organizations to use the Penguins information booth on a game night to distribute literature to any of the 16,000 plus fans who are interested. Public address and messageboard announcements alert the fans to the organization in the booth at each game. In addition, a feature story on the organization appears in Penguins Magazine that evening.

Last year, 32 charity, social service and public service organizations used the information booth and all were given feature stories in the magazine.

Penguins At Your Service Dinner

Penguins Director of Public Relations Cindy Himes started this event for the benefit of the Cystic Fibrosis Association in 1986. Over the past seven years, the dinner has raised over \$645,000 for successful research into the cause of Cystic Fibrosis. The black tie affair has turned into one of the major social events of the year in Pittsburgh.

Penguins players work as waiters at the event, which also includes a major fund raising auction at the end of the evening.

Penguins/USX Blood Drive

Last August, the second annual Penguins/USX (formerly US Steel) Blood Drive for the benefit of the Pittsburgh Central Blood Bank was held at the USX Tower Building.

In August of 1992, 712 people donated blood during the three day drive, a record for a blood drive of this length. This past August there were 423 donors. Penguins players, announcers and staff appear at the event to sign autographs for the donors, and the team also contributes a number of raffle prizes.

Wives Casino Night

In February of 1993, the Penguins Wives Association sponsored the first Wives Casino Night for the benefit of the Ashley Barrasso Cancer Research Foundation.

A wide range of casino games, some exciting music and the presence of all the players and coaches made this an exciting event for the sellout crowd of 400 people. Close to \$60,000 was raised for the foundation, and the total should increase appreciably in the years ahead.

Penguins Summer Carnival

The Penguins Summer Carnival was started in August of 1992 and was a major success with a crowd of over 10,000 people attending the day long event. This past August, over 6,000 saw the event.

The Carnival is basically an opportunity for Penguins fans, especially families, to get autographs of current and former players, see unique hockey exhibits, play a wide range of exciting games, tour the lockerroom, see team and NHL trophies, ask questions of the owner, general manager and coach, buy merchandise and enjoy a number of other special features including the Penguins mascot, hockey films and raffles for Penguins prizes.

A number of attractions are free of charge including all exhibits, autographs, the lockerroom tour, the question and answer sessions and the raffles. After all expenses of the event are met, the proceeds from the Carnival are donated to two or three charities or social service organizations that are selected each year to receive the funds.

MARIO LEMIEUX FOUNDATION

Pittsburgh Penguins superstar Mario Lemieux announced this past summer that he has formed the Mario Lemieux Foundation to assist cancer research programs.

The Foundation's support is available to organizations and research hospitals throughout the United States and Canada. Pittsburgh Penguins' staff personnel will handle the day-to-day administration of the Foundation, but all grants are made by a Board of Directors headed by Lemieux.

"As I went through the treatments for Hodgkin's disease last winter, I began to realize how fragile life can be," Lemieux said. "I saw how fortunate I was to be able to play the greatest game in the world, enjoy two Stanley Cup Championship seasons and have the financial freedom to do the things I like. But what about the people who are not as fortunate? I felt that I had to give something back to the community, and this is when I decided to form the Lemieux Foundation.

"Cancer research has always been important to me and will be the major focus of the Foundation. However, we may decide to assist other civic and charity programs at a later date. I will have a hand in all the decisions of the Foundation, although the Penguins' staff will handle the basic administration on a daily basis. Our board of directors will meet four times a year to make final decisions on grants.

"I am very excited about the Foundation. I think my success as an athlete will help to attract some major donors, which in turn will allow us to help a lot of people in many ways. The Foundation is not just a short-term project. I look at it as a life-long opportunity to give something back to those less fortunate."

In addition to Lemieux, the Foundation's Board of Directors will include his wife, Nathalie, Penguins' Chairman of the Board Howard Baldwin and his wife Karen, Lemieux's agents Tom and Steve Reich, Penguins' owner Thomas Rota, Penguins' President Jack Kelley, C. Kent May, partner in the law firm of Eckert, Seamans, Cherin & Mellot, Thomas Grealish of Henderson Brothers, and Michael Carlow of Pittsburgh Food and Beverage Company, Inc. Lemieux will serve as president of the Foundation and Kelley will be the executive director.

"The Foundation has a tremendous future," Baldwin said. "Mario's name will attract many corporations who are looking to make positive contributions to the programs we will focus on. In turn, this will allow us to expand our influence into many areas of the United States and Canada.


"Mario's decision to proceed with the Foundation is a reflection of his ongoing concern for others. He is a unique individual both on and off the ice and is certainly one of the most respected athletes in the world today."

Although he has been the dominant player in the National Hockey League for the past five seasons, Lemieux's greatness was most evident in the 1992-93 season. He was scoring at a record-breaking pace and was on target to break Wayne Gretzky's single season scoring record for points. However, on January 15 he announced that he had been diagnosed with Hodgkin's disease.

Lemieux missed 20 games while undergoing radiation treatment, but when he returned on March 2 he went on a feverish scoring pace that brought him the NHL scoring title, the Hart and Masterton Trophies and First Team All Star Center honors. It also sparked the Penguins to an NHL record 17-game winning streak. Lemieux scored 69 goals and added 91 assists for 160 points in just 60 games. He also led the league in plus/minus with a plus 55.

"Considering all the factors involved, Mario's performance after his return from the radiation treatments has to be considered one of the greatest feats in the history of professional sports," Penguins' General Manager Craig Patrick remarked. "I thought I had seen it all with this young man, but he gave us new visions and new dimensions with his play since his return.

"The Foundation is a great idea and knowing Mario, he will make sure that it is highly successful."



NHL INFORMATION

ENTRY DRAFT: The 1994 Entry Draft is scheduled to be held in June at Hartford. To be eligible for selection in any of the 11 rounds, a North American player must be at least 18 years old by September 15, 1994, and no older than 20 years old by September 15, 1994. A non-American player must be at least 18 years old by September 15, 1994, and there is no maximum age. A non-North American player **MUST** be drafted by an NHL team before he can be signed.

The order of selection at the 1994 Entry Draft provides that the two new expansion teams (Florida and Anaheim) will receive the first two picks regardless of their order of finish in the 1993-94 regular season. The results of a coin toss at the 1993 Entry Draft resulted in Florida getting the first overall pick in 1994 and Anaheim getting the second.

The order of selection by teams is based on points earned in the preceding regular season as follows: picks 1-10 are the eight teams that did not qualify for the Stanley Cup playoffs with the team having the fewest points selecting first, second fewest selecting second, etc. Picks 11-26 are made by the teams that qualified for the playoffs in order of fewest points to most points.

By June 1, 1994, a team must make a Bona Fide written offer to unsigned draft choices selected at age 18 or 19 in the 1993 Entry Draft, in order to have another year's exclusive right to that player. If no offer is made, the player will be removed from the club's Reserve List and, if otherwise eligible, may be subject to claim in the 1994 Entry Draft.

WAIVER DRAFT: The 1993 Waiver Draft will be held on Sunday, October 3 at 2:00 PM EST. NHL clubs are allowed to protect 18 players and two goaltenders from this draft. Players on a team's reserve list, under contract, who have completed at least two years of professional hockey, must be protected or are eligible to be drafted. Goalties on the club's reserve list and under contract, who have completed three pro seasons, must be protected or they can be drafted. If a player is picked from a team, that team can protect another player. A team cannot lose more than three players or one goaltender.

TRADING DEADLINE: The 26th day preceding the final day of the NHL regular season is the deadline for trades, as well as loans to and recalls from minor league clubs. For 1994, the date is March 19 at 3:00 PM EST.

ROSTER LIMITS: An NHL team may carry as many players as it wishes on its roster during a season, but a team may dress only 18 skaters and two goaltenders for each game.

ROOKIE QUALIFICATIONS: To be considered a rookie, a player must not have played in 25 or more NHL games in any preceding season, nor in six or more NHL games in each of any two preceding seasons, and he can be no older than 25 after Sept. 15 of the current playing year.

RESERVE LISTS: The list of all players "belonging" to an NHL team is comprised of the following—the total of which may not exceed 80: (1) Pro players (skaters, maximum of 50); (2) Goalties under pro contract; (3) Players who have signed amateur tryout forms; (4) Signed junior players (who have played less than 11 professional games); (5) Unsigned draft choices and (6) Defected players (essentially unsigned draft choices who are playing in Europe).

NHL REGULAR SEASON SCHEDULE: Each team will again play an 84-game schedule this season.

Each Western Conference club will play six games against each of five divisional opponents (30 games); four games against each of six teams in the other division of their conference (24 games) and two games against each of the 14 teams in the Eastern Conference (28 games).

Each Eastern Conference club will play five games against each of six divisional opponents (30 games); four games against each of seven teams in the other division of their conference (28 games); and two games against each of the 12 teams in the Western Conference (24 games).

Each team will also play two neutral-site games in a total of seven non-NHL markets: Minneapolis, Sacramento, Phoenix, Cleveland, Hamilton, Halifax and Saskatoon. The League designates a home and road team for each of the 26 neutral-site games to accommodate rules such as last line change. Records and streaks that apply to home and road performances, both individual and team, are not applicable to neutral-site games.

NHL INFORMATION

TIE-BREAKER PROCEDURE: When a tie in points occurs in the standings, the following steps determine the higher position: 1) most wins; 2) most points earned in games between tied teams; 3) best difference between goals for and goals against over the entire 84-game championship season; 4) special emergency G.M. meeting or conference call.

PLAYOFF FORMAT: The playoff format will be conference-based, with the first place team in the regular season competing against the eighth place team; second against seventh; third against sixth; and fourth against fifth. The playoff matchups will be based on overall points achieved in the regular season, with the four division regular-season champions being seeded first and second in each Conference to assure home-ice advantage in the first two playoff rounds for division champions.

All series will remain best-of-seven with home-ice rotating on a 2-2-1-1-1 basis, with the exception of matchups between Central and Pacific division teams which will be played on a 2-3-2 basis to reduce travel. In a 2-3-2 series, the team with the most points will have its choice as to whether to start the series at home or on the road.

The Eastern Conference champion will face the Western Conference champion in the Stanley Cup Final.

1994 ALL-STAR GAME: The 45th NHL All-Star Game will be played at Madison Square Garden in New York on January 22. The starting lineup for each team will be determined by NHL fans for the eighth consecutive year. A total of 104 players - 52 from each conference - will appear on the official ballot which will be available in all NHL arenas and other selected locations. Each NHL team will have at least three players named on the ballot, selected by the Professional Hockey Writers' Association and reviewed by the Chairman of the General Managers' Committee and the GMs from the previous year's Stanley Cup finals. Once the starting lineups have been named, the remaining players will be chosen by a committee led by the Chairman of the General Managers' Committee. The coach for each team is the coach of the previous year's Stanley Cup finalists. Each NHL team must be represented by at least one player.

GOALS-AGAINST-AVERAGE: To figure, multiply goals-against (GA) by 60 and divide this result by the minutes played (Mins.).

SHOT-ON-GOAL: The definition of a shot on goal in hockey is as follows: Any deliberate attempt by a player to shoot the puck into an opponent's net that, without the intervention of the goaltender, would have scored a goal. A shot that hits the post or is wide of the net is not considered a shot on goal since it would not have entered the net. A clearing pass that happens to go to the net is not always a shot on goal.

SAVE PERCENTAGE: To determine, subtract goals-against (GA) from shots-against (SA) to find saves made. Then divide saves by shots against.

PLUS-MINUS: A player receives a "plus" if he is on the ice for an even-strength or short-handed goal by his team. He receives a "minus" when on the ice for an even-strength or short-handed goal scored by the opposing team. The plus-minus is determined by totaling all the pluses and all the minuses.

GAME-WINNING GOAL: Credit for the game-winning goal is given to the player who scores the goal that gives his team one more goal than the total of the opponent. If Pittsburgh wins a game by the score of 5-2, the player who scored the Penguins' third goal receives credit for the game-winner.

GOALTENDER OF RECORD: The goaltender who is in net when the deciding goal is scored is the goaltender of record and receives credit for win, loss or tie. If the Penguins win a game 3-1, the goaltenders who were in the nets when the Penguins scored their second goal would receive the win or loss, even if they do not complete the game.

NATIONAL HOCKEY LEAGUE

Executive Offices (NY):
650 Fifth Avenue, 33rd Floor
New York, NY 10019-1100
Phone: (212) 398-1100
Fax: (212) 245-8221

NHL Communications Group (Toronto):
75 International Blvd, Suite 300
Rexdale, Ontario M9W 6L9
Phone: (416) 798-0809
Fax: (416) 798-0852




DIRECTORY

Gary B. Bettman	Commissioner
Stephen J. Solomon	Senior VP, Chief Operating Officer
Brian Burke	Senior VP & Director of Hockey Operations
John Huston	Vice President & Chief Financial Officer
Jeffrey Pash	Senior VP & General Counsel
Arthur Pincus	Vice President, Public Relations
Bernadette Mansur	Vice President, Corporate Communications
Glenn Adamo	Vice President, Broadcasting
Ellis "Skip" Prince	Vice President, Television & Team Services
Michael Berger	General Manager, Publishing

NHL COMMUNICATIONS

Gary Meagher	Executive Director of Communications
Susan Elliott	Director of Information & Editorial Services
Benny Ercolani	Statistician/Information Officer
Greg Inglis	Information Officer
Michele Romanin	Communications Assistant
David Keon	Communications Assistant



Gary B. Bettman
Commissioner

Gary B. Bettman became the first Commissioner in the 77-year history of the National Hockey League on February 1, 1993. Since Bettman became Commissioner, the league returned to national network television in the United States for the first time in 13 years. The NHL also completed expansion to Florida and Anaheim. To accommodate the new teams and ensure strong geographic rivalries, the league has been realigned and the conferences and divisions renamed. The Stanley Cup Playoffs have been restructured and will be conference-based.

Bettman has taken an active role in Collective Bargaining, restructured the league's business operations and expanded the league's broadcasting and public relations staffs.

Prior to joining the NHL, Bettman was with the National Basketball Association for 12 years, serving most recently as senior vice president and general counsel. Bettman was responsible for all NBA legal matters, including collective bargaining and negotiating television and other business agreements. He was also at various times responsible for the NBA's Security, Finance, Player Programs and Administration and the operation of NBA Entertainment, NBA Properties and NBA International. Bettman joined the NBA in 1981 as assistant general counsel.

Bettman, 41, a native of Queens, New York, graduated from Cornell University in 1974 and from the New York University School of Law in 1977. He was associated with the New York law firm of Proskauer, Rose, Goetz & Mendelsohn before joining the NBA. He was unanimously elected Commissioner by the NHL Board of Governors on Dec. 11, 1992.

NHL INFORMATION

KEY DATES: 1993-94 Season

September 11-12	French's Challenge, NYR vs. Toronto in London, England
October 3	Waiver Draft - 2:00 PM Eastern time (via telephone)
October 5	Regular Season Begins
October-December	NHL SuperSkills Challenges in each NHL city
November	Hockey Hall of Fame Induction
December	Board of Governors Meeting in Laguna Niguel, California
December 26-January 4	World Juniors tournament, Ostrava, Czech Republic
Mid-January	Ten days of activities preceding All-Star Weekend in New York
January 21	All-Star Friday (Heroes of Hockey and NHL Skills Competition)
January 22	All-Star Game, Madison Square Garden in New York
February 12-27	Olympic Hockey competition, Lillehammer and Gjøvik, Norway
March 19	Trading Deadline - 3:00 PM Eastern time
April 14	Regular Season ends
April 17	Playoffs begin
April 25-May 8	World Hockey tournament, Bolzano and Canazei, Italy
June 13	Last possible date for Stanley Cup Finals to end
June	TV Awards
June	NHL Entry Draft and Supplemental Draft

LEAGUE AWARDS - INDIVIDUAL

Award	Winner	1st RunnerUp	2nd RunnerUp	1993 Winner
Ross	\$10,000	6,000	4,000	M. Lemieux
Hart	\$10,000	6,000	4,000	M. Lemieux
Norris	\$10,000	6,000	4,000	C. Chelios
Calder	\$10,000	6,000	4,000	T. Selanne
Vezina	\$10,000	6,000	4,000	E. Belfour
Byng	\$10,000	6,000	4,000	P. Turgeon
Selke	\$10,000	6,000	4,000	D. Gilmour
Jennings	\$10,000	6,000	4,000	Chicago/Belfour
Adams	\$ 1,000*			P. Burns
Smythe	\$10,000			P. Roy
Clancy	\$ 3,000	1,000		D. Poulin

* Awarded by the Broadcasters' Association.

First All-StarTeam:	\$10,000 each	M. Lemieux, T. Selanne L. Robitaille, C. Chelios, R. Bourque, E. Belfour
Second All-Star Team:	\$ 5,000 each	P. LaFontaine, A. Mogilny, K. Stevens, L. Murphy, A. Iafraite, T. Barrasso

NHL RE-ALIGNMENT

EASTERN CONFERENCE

NORTHEAST DIVISION

Boston
Buffalo
Hartford
Montreal
Ottawa
Pittsburgh
Quebec

ATLANTIC DIVISION

Florida
New Jersey
NY Islanders
NY Rangers
Philadelphia
Tampa Bay
Washington

WESTERN CONFERENCE

PACIFIC DIVISION

Anaheim
Calgary
Edmonton
Los Angeles
San Jose
Vancouver

CENTRAL DIVISION

Chicago
Dallas
Detroit
St. Louis
Toronto
Winnipeg

AC Joint (Acromioclavicular joint): Joint of the shoulder where acromion process of the scapula and the distal end of the clavicle meet; most shoulder separations occur at this point.

Adhesion: Abnormal adherence of collagen fibers to surrounding structures during immobilization following trauma or as a complication of surgery which restricts normal elasticity of the structures involved.

Aerobic: Exercise in which energy needed is supplied by oxygen inspired and is required for sustained periods of vigorous exercise with a continually high pulse rate.

Anabolic Steroids: Steroids that promote tissue growth by creating protein in an attempt to enhance muscle growth. The main anabolic steroid is testosterone (male sex hormones).

Anaerobic: Exercise without the use of oxygen as an energy source; short bursts of vigorous exercise.

Anterior Cruciate Ligament (ACL): A primary stabilizing ligament within the center of the knee joint that prevents hyperextension and excessive rotation of the joint. A complete tear of the ACL necessitating reconstruction could require up to 12 months of rehabilitation.

Anti-Inflammatory: Any agent which prevents inflammation, such as aspirin or ibuprofen.

Arteriogram: A film demonstrating arteries after injection of a dye.

Arthrogram: X-ray technique for joints using air and/or dye injected into the affected area; useful in diagnosing meniscus tears of the knee and rotator cuff tears of the shoulder.

Arthroscope: An instrument used to visualize the interior of a joint cavity.

Arthroscopy: A surgical examination of the internal structures of a joint by means for viewing through an arthroscope. An arthroscopic procedure can be used to remove or repair damaged tissue or as a diagnostic procedure in order to inspect the extent of any damage or confirm a diagnosis.

Atrophy: To shrivel or shrink from disuse, as in muscular atrophy.

Baker's Cyst: Localized swelling of a bursa sac in the posterior knee as a result of fluid that has escaped from the knee capsule. A Baker's cyst indicates that there is a trauma inside the knee joint that leads to excessive fluid production.

Bone Scan: An imaging procedure in which a radioactive-labelled substance is injected into the body to determine the status of a bone injury. If the radioactive substance is taken up by the bone at the injury site, the injury will show as a "hot spot" on the scan image. The bone scan is particularly useful in the diagnosis of stress fractures.

Bursa: A fluid-filled sac that is located in areas where friction is likely to occur, then minimizes the friction; for example between a tendon and bone.

Cartilage: Smooth, slippery substance preventing two ends of bones from rubbing together and grating.

Cat Scan: Use of a computer to produce a cross sectional view of the anatomical part being investigated from X-ray data.

Chondromalacia: Roughening of the articular cartilage. Best known for the roughening of the underside of the patella, which can occur in any patellofemoral injury.

Clavicle: The collar bone.

Coccyx: The "tail bone," a group of four vertebrae that are fused together, located at the terminal end of the spine.

Concussion: Jarring injury of the brain resulting in dysfunction. It can be graded as mild, moderate or severe, depending on loss of consciousness, amnesia and loss of equilibrium.

Contusion: An injury to a muscle and tissues caused by a blow from a blunt object.

Cortical Steroids: Used to suppress joint inflammation.

Cryotherapy: A treatment with the use of cold.
Cyst: Abnormal sac containing liquid or semi-solid matter.

Degenerative Joint Disease: Changes in the joint surfaces as a result of repetitive trauma.

Deltoid Ligament: Ligament that connects the tibia to bones of the medial aspect of the foot and is primarily responsible for stability of the ankle on the medial side. Is sprained less frequently than other ankle ligaments.

Deltoid Muscle: Muscles at top of the arm, just below the shoulder, responsible for shoulder motions in the front, side and back.

Disc Intervertebral: A flat, rounded plate between each vertebrae of the spine. The disc consists of a thick fiber ring which surrounds a soft gel-like interior. It functions as a cushion and shock absorber for the spinal column.

Dislocation: Complete displacement of joint surfaces.

Electromyogram (EMG): Test to determine nerve function.

Epicondylitis: Inflammation in the elbow due to overuse.

Etiology: Study of the cause of injury and disease.

Extension: Action of straightening of a joint as achieved by an extensor muscle.

Fascia: A connective tissue sheath consisting of fibrous tissue and fat which unites the skin to the underlying tissue.

Fat Percentage: The amount of body weight that is adipose, fat tissue. Fat percentages can be calculated by underwater weighing, measuring select skinfold thickness or by analyzing electrical impedance.

Femur: Thigh bone; longest bone in the body.

Fibula: Smaller of the two bones in the lower leg; runs from knee to the ankle along the outside of the lower leg.

Flexibility: The ability of muscle to relax and yield to stretch forces.

Fracture: Breach in continuity of a bone. Types of fractures include simple, compound, comminuted, greenstick, incomplete, impacted, longitudinal, oblique, stress or transverse.

Glenohumeral: The shoulder girdle; consists of the glenoid capsule, head of the humerus and labrum.

Glenoid: Cavity of the scapula into which the head of the humerus fits to form the shoulder girdle.

Glenoid Labrum: A rim of fibrocartilaginous tissue attached around the margin of the glenoid fossa.

Grade One Injury: A mild injury in which ligament, tendon or other musculoskeletal tissue may have been stretch or confused, but not torn or otherwise disrupted.

Grade Two Injury: A moderate injury when musculoskeletal tissue has been partially, but not totally torn which causes appreciable limitation in function of the injured tissue.

Grade Three Injury: A severe injury in which tissue loss has been significant, and in some cases, totally torn or otherwise disrupted causing a virtual total loss of function.

Groin: Junction of the thigh and abdomen; location of muscles that rotate, flex and adduct the hip.

Hammer Toe: Condition when the first digit of a toe is at a different angle than the remaining digits of the same toe.

Hamstring: Category of muscle that runs from the buttocks to the knee along the back of the thigh. It functions to flex the knee and is often times injured as a result of improper conditioning or lack of muscle flexibility.

Hemarthrosis: Accumulation of blood within a joint as a result of an acute injury.

Hematoma: Tumor-like mass produced by an accumulation of coagulated blood in a cavity.

Hip Pointer: Contusion to the iliac crest.

Hydrotherapy: Treatment using water.

Hyperextension: Extreme extension of a limb or body part.

MEDICAL GLOSSARY

Iliotibial Band: A thick, wide fascial layer that runs from the iliac crest to the knee joint.

Inflammation: The body's natural response to injury in which the injury site might display various degrees of pain, swelling, heat, redness and/or loss of function.

Isometric Contraction: Muscular contraction in which tension is developed but no mechanical work is done.

Labrum (Labrum Glenoidale): The cartilage of the glenoid cavity in the shoulder. A lip-edged or lip-like structure.

Lateral Collateral Ligament (LGL): Ligament of the knee along the lateral aspect that connects the femur to the fibula. It provides lateral stability to the joint.

Ligament: Band of fibrous tissue that connects bone to bone or bone to cartilage and supports and strengthens joints.

Magnetic Resonance Imaging (MRI): Imaging procedure in which a radio frequency pulse causes certain electrical elements of the injured tissue to react to this pulse and through this process a computer display and permanent film establish a visual image. MRI does not require radiation and is very useful in the diagnosis of soft tissue, disc and meniscus injuries.

Medial Collateral Ligament: Ligament of knee along the medial aspect that connects the femur to the joint.

Meniscus: Crescent shaped cartilage, usually pertaining to the knee joint; also known as cartilage. There are two menisci in the knee, medial and lateral. These work to absorb weight with the knee and provide stability.

Metacarpals: Five long bones of the hand, running from the wrist to the fingers.

Metatarsals: Five long bones of the foot, running from the ankle to the toes.

Myositis: Inflammation of a muscle.

Orthotic: Any device applied to or around the body of physical impairment of disability commonly used to control foot mechanics.

Osteochondritis Dissecans: A piece of bone and/or cartilage loosened from its attachment after trauma and a cause of a lesion.

Osteomyelitis: An inflammatory disease of bone caused usually by infection with streptococcus or staphylococcus.

Patella: The kneecap. The patella functions to protect the distal end of the femur as well as increase the mechanical advantage and force generating capacities of the quadriceps muscle group.

Plantar Fasciitis: Inflammation of the plantar fascia; associated with overuse of acute foot injury.

Posterior Cruciate Ligament (PCL): A primary stabilizing ligament of the knee that provides significant stability and prevents displacement of the tibia backward within the knee joint. A complete tear of this ligament necessitating reconstruction could require up to 12 months of rehabilitation.

Quadricep Muscles: A group of four muscles of the front thigh that run from the hip and form a common tendon at the patella; they are responsible for knee extension.

Reconstruction: Surgical rebuilding of a joint using natural, artificial or transplanted materials.

Rotator Cuff: Comprised of four muscles in the shoulder area that can be irritated by overuse. The muscles are the supraspinatus (most commonly injured), infraspinatus, teres minor and subscapularis.

Sacroiliac: Junction of the sacrum with the hip bone.

Sacrum: Group of five fused vertebrae located just below the lumbar vertebrae of the lower back.

Scapula: Shoulder blade.

Sciatica: Irritation of the sciatic nerve resulting in pain or tingling running down the inside of the leg.

Sciatic Nerve: Major nerve that carries impulses for muscular action and sensations between the low back and thigh and lower leg; it is the longest nerve in the body.

Shin Splint: A catch-all syndrome describing pain in the shin that is not a fracture or tumor and cannot be defined otherwise.

Spleen: Large, solid organ responsible for the normal production and destruction of blood cells.

Spondylosis: Abnormal vertebral fixation or immobility.

Sprain: Injury resulting from the stretch or twist of the joint and causes various degrees of stretch or tear of a ligament or other soft tissue at the joint.

Strain: Injury resulting from a pull or torsion to the muscle or tendon that causes various degrees of stretch or tear to the muscle or tendon tissue.

Stress Fracture: A hair-line type of break in a bone caused by overuse.

Subluxation: Partial dislocation of a joint. The term usually implies that the joint can return to a normal position without formal reduction.

Synovial Fluid: Lubricating fluid for joints and tendons, produced in synovium, or the inner lining of a joint.

Synovitis: Inflammation of the synovial lining of a joint.

Talus: The ankle bone that articulates with the tibia and fibula to form the ankle joint.

Tarsals: Group of seven bones of the foot consisting of the calcaneus, talus, cuboid and three cuneiform bones.

Tendinitis: Inflammation of the tendon and/or tendon sheath, caused by chronic overuse or sudden injury.

Tendon: Tissue that connects muscle to bone.

Tenosynovitis: Swelling of a tendon sheath caused by calcium deposits, repeated strain or trauma.

Tibia: Larger of the two bones of the lower leg and is the weight-bearing bone of the shin.

Transcutaneous Electrical Nerve Stimulator (TENS): An electrical modality that sends a mild current through pads at the injury site which stimulates the brain to release the natural analgesic endorphin.

Transverse Process: Small lateral projection off the right and left side of each vertebrae that functions as an attachment site for muscles and ligaments of the spine.

Triceps: Muscle of the back of the upper arm, primarily responsible for extending the elbow.

Ulna: Forearm bone that runs from the lip of the elbow to the little finger side of the wrist.

Ulna Nerve: Nerve in the elbow commonly irritated from excessive throwing.

Ultrasound: An electrical modality that transmits a sound wave through an applicator into the skin to the soft tissue in order to heat the local area for relaxing the injured tissue and/or disperse edema.

"Wind Knocked Out": Syndrome describing a contraction of the abdominal nerve trunk, the solar plexus, as a result of an abdominal contusion.



CLEVELAND LUMBERJACKS



Old Arcade, 504 Superior Avenue, N.E.

PHONE: 216-696-0909

Cleveland, OH 44114

FAX: 216-696-3909

DIRECTORY

President/General Manager/Governor	Larry Gordon
Alternate Governors	Armond Arnson, Craig Patrick
Assistant General Manager/Director of Pro Scouting	Phil Russell
Head Coach	Rick Paterson
Assistant Coach	Dave Michayluk
Strength & Conditioning Coach	Gilbert Delorme
Trainer	Bert Godin
Vice President of Community Relations	Bob Whidden
Vice President of Sales	John Gentile
Vice President of Promotions	David Gordon
Corporate Marketing	Robert McNamara, Jim Mileti
Corporate Tickets	Paul Gardner
Group Sales Director	Chris Kreiser
Office Manager/Comptroller	Diane Lowdermilk
Assistant to the Office Manager	Kortney Adams
Director of Broadcasting	John Dyer
Director of Public Relations	Ken Mather
Public Relations Assistant	Tracy Marek
Ticket Manager	Nancy McGill
Assistant Ticket Manager	Priscilla Hyclak
Merchandising Manager	Jim Bell
Retail Store Manager	Bill Stehlie
Receptionist	Laura Berge
Home Ice	Richfield Coliseum
Seating Capacity	17,480
Radio Station	WERE (1300AM)



LARRY GORDON General Manager

Lumberjacks President/General Manager Larry Gordon possesses almost 30 years of professional hockey experience in key executive positions at just about every level of competition.

The Bancroft, Ontario native has worked in the front offices of the Boston Bruins, Cleveland Crusaders and Edmonton Oilers. He has also served as president and executive director of the World Hockey Association and owned minor league franchises in both the CHL and IHL.

Gordon has achieved his greatest success in hockey with the Lumberjacks, who are entering their second season in Cleveland. Under his direction, the Muskegon Lumberjacks were the IHL's dominant team from 1985-92, winning six division championships, three overall league regular season crowns, and two Turner Cup championships.

Gordon was also influential in establishing a working agreement with the Pittsburgh Penguins in 1987, making the Lumberjacks the Pens' top developmental team. For his success, Gordon has twice been named IHL Executive of the Year.



RICK PATERSON Head Coach

Rick Paterson joins the Lumberjacks as head coach after five seasons in the coaching ranks with the Pittsburgh Penguins. Paterson joined the Penguins coaching staff in June of 1988 after a 10-year playing career spanning three leagues as a pro. Drafted by Chicago in the 1978 NHL Draft, Paterson spent his entire NHL career with the Blackhawks' organization.

Known for his defensive work as a forward, and his penalty killing, he still owns the Blackhawks' record for the fastest two short-handed goals scored in a game when he tallied the two goals 2:30 apart vs Winnipeg during the 1984-85 campaign.

During his five seasons with the Penguins, Paterson worked as an assistant coach under Bob Johnson and Scotty Bowman. In 1991-92, Paterson scouted the pro leagues and prepared game plan strategy for each opponent during the playoffs. He returned as an assistant coach for the 1992-93 season.

1993-94 CLEVELAND LUMBERJACKS SCHEDULE

Oct. 8	@ Cincinnati	Jan. 16	@ Atlanta
Oct. 9	CINCINNATI	Jan. 19	@ Milwaukee
Oct. 15	KALAMAZOO	Jan. 20	@ Peoria
Oct. 16	@ Kalamazoo	Jan. 21	@ Peoria
Oct. 21	@ Indianapolis	Jan. 28	FORT WAYNE
Oct. 22	MILWAUKEE	Jan. 29	@ Fort Wayne
Oct. 23	MILWAUKEE	Feb. 1	PHOENIX
Oct. 27	FORT WAYNE	Feb. 4	PHOENIX
Oct. 29	@ Cincinnati	Feb. 6	INDIANAPOLIS (4:00 PM)
Oct. 30	CINCINNATI	Feb. 9	RED ARMY
Nov. 4	@ Peoria	Feb. 11	@ Milwaukee
Nov. 5	@ Cincinnati	Feb. 12	@ Milwaukee
Nov. 6	FORT WAYNE *	Feb. 13	@ Indianapolis
Nov. 10	@ Kalamazoo	Feb. 18	INDIANAPOLIS
Nov. 12	@ Fort Wayne	Feb. 19	INDIANAPOLIS
Nov. 13	@ Peoria	Feb. 20	@ Kalamazoo
Nov. 19	@ Salt Lake	Feb. 23	FORT WAYNE
Nov. 20	@ Salt Lake	Feb. 25	@ Peoria
Nov. 25	CINCINNATI	Feb. 26	@ Kalamazoo
Nov. 26	INDIANAPOLIS	Feb. 27	PEORIA (4:00 PM)
Nov. 27	@ Indianapolis	Mar. 1	KANSAS CITY
Dec. 3	LAS VEGAS	Mar. 4	KALAMAZOO
Dec. 4	LAS VEGAS *	Mar. 5	KALAMAZOO
Dec. 9	@ Indianapolis	Mar. 9	KANSAS CITY
Dec. 10	@ Fort Wayne	Mar. 11	@ San Diego
Dec. 11	PEORIA	Mar. 12	@ San Diego
Dec. 15	FORT WAYNE	Mar. 18	@ Phoenix
Dec. 17	KALAMAZOO	Mar. 19	@ Phoenix
Dec. 18	@ Fort Wayne	Mar. 20	@ Las Vegas
Dec. 22	PEORIA	Mar. 23	@ Las Vegas
Dec. 26	CINCINNATI	Mar. 25	SAN DIEGO
Dec. 28	KANSAS CITY *	Mar. 26	SAN DIEGO
Dec. 30	@ Indianapolis	Mar. 30	ATLANTA
Dec. 31	INDIANAPOLIS	Apr. 1	ATLANTA
Jan. 2	CINCINNATI (5:00 PM)	Apr. 2	@ Kalamazoo
Jan. 5	@ Fort Wayne	Apr. 5	@ Cincinnati
Jan. 7	SALT LAKE	Apr. 8	@ Kansas City
Jan. 8	SALT LAKE	Apr. 9	@ Kansas City
Jan. 12	PEORIA	Apr. 11	KALAMAZOO
Jan. 14	KALAMAZOO	Apr. 12	@ Cincinnati
Jan. 15	@ Atlanta		

* Afternoon Game at 1:00 PM

All home games start at 7:30 PM unless otherwise noted.

1992-93 SCORING

Name	GP	G	A	PTS	PIM	Name	GP	G	A	PTS	PIM
Michayluk, Dave	82	47	65	112	104	Quinn, David	60	8	13	21	102
Gauthier, Daniel	80	40	66	106	88	Patterson, Ed	63	4	16	20	131
Ganchar, Perry	79	37	37	74	156	Tuer, Al	65	2	13	15	277
Duberman, Justin	77	29	42	71	69	Thiessen, Travis	64	3	7	10	69
Priestlay, Ken	66	33	36	69	72	Leach, Jamie	9	5	3	8	2
Smith, Sandy	77	32	36	68	174	Straka, Martin	4	4	3	7	0
Smart, Jason	78	12	36	48	151	Fogarty, Bryan	15	2	5	7	8
Nelson, Todd	76	7	35	42	115	Block, Grant	5	4	1	5	2
Zajankala, George	76	16	21	37	80	Melanson, Robert	27	0	5	5	123
Major, Mark	82	13	15	28	155	Daniels, Jeff	3	2	1	3	0
Heward, Jamie	58	9	18	27	64	Needham, Mike	1	2	0	2	0
Duck, Paul	69	6	21	27	69	Ahola, Peter	9	1	0	1	4
Laus, Paul	76	8	18	26	427	Latos, Jim	1	0	0	0	0
Andrusak, Greg	55	3	22	25	78	BENCH					38

GOALTENDING

Name	GP	W	L	OTL	MIN	GA	SO	AVG
Dopson, Rob	50	26	15	3	2825	167	1	3.55
Racine, Bruce	35	13	16	6	1949	140	1	4.31
Raymond, Eric	3	0	3	0	180	16	0	5.33

RUSSIAN PENGUINS MARKETING LTD.

17 E. 45th Street
Suite 700
New York, NY 10017



Phone: 212-661-4643
Fax: 212-972-1839

Howard L. Baldwin	Chairman and President
Tom Ruta	Secretary and Treasurer
Karen Baldwin	Executive Vice President
Steve Warshaw	Vice President, Sales and Marketing
Tamara Curtin	Director of Licensing and Logistics
Arden Robbins	Sales and Marketing Assistant

CSKA

Viktor Vasilevich Tikhonov	Head Coach
Valerii Ivanovich Gushin	General Manager

The creation of a joint activity agreement between Pittsburgh Hockey Associates and the Central Red Army Hockey Team was announced last June by Pittsburgh Penguins Chairman of the Board Howard Baldwin and General Manager Valeri Gushin and Head Coach Viktor Tikhonov of the Central Red Army organization.

The joint agreement is the first between a North American professional sports team and a team from Russia.

"This is a landmark, historical transaction that enables the Penguins to make a very important contribution to sports in the new Russia," Baldwin said. "Our plans right now are to conduct a portion of our pre-season training schedule in Russia in September of 1994. In addition, we will conduct clinics for young players throughout the country and give them their first exposure to the NHL.

"The joint agreement will give our corporate sponsors and advertisers an excellent opportunity to gain exposure and develop business relationships for their companies in the new Russia," Baldwin added. "It will also allow our fans to follow the Central Red Army team through our PenVision Subscription Television channel. They will be able to see some of the great stars of the future, not only from Russia, but also from other European countries when they visit Moscow to play in tournaments. We also plan to run some tours for our fans when we visit Russia in 1994."

Baldwin stated that under the agreement, the Penguins could send some of their top young players to Russia to develop their skills under the tutelage of Tikhonov, considered one of the greatest coaches in the history of the game. He is also working on plans to bring the Central Red Army Team to the United States next summer for a series of exhibition games, using Pittsburgh as its home base. The team would also play several of those games at the Civic Arena, and would conduct a series of hockey clinics in the Western Pennsylvania area.

The marketing strategy for the "Russian Penguins", as CSKA will be unofficially called, is already underway. For starters, the team will be sporting a brand new logo and uniforms this fall in honor of their alignment with Pittsburgh. The new logo, featuring a large red star and a hockey-playing penguin in a CSKA sweater, is somewhat reminiscent of Pittsburgh's old logo.

If their look is a hit with the fans, the sale of Russian Penguins apparel, toys, posters, and other merchandise could bring in a lot of extra money for the team. A limited line of Russian Penguins merchandise (hats, T-shirts, game jerseys, etc.) will be released this fall in Russia and in Pittsburgh. The 12-product line will appear in the Pittsburgh Penguins' catalog and will also be advertised on PenVision. Depending on its success, the line will be expanded next year.


The arena in Moscow will be managed by the Russian Penguins, and, therefore, the team will benefit from any event held there in addition to CSKA hockey games. Advertising, concession sales, and the leasing of retail and office space at the arena will bring more revenue.

Baldwin also announced that actor Michael J. Fox will be a limited partner in the agreement and that several other limited partners may be added at a later date. "I am really looking forward to working with the Baldwins and the other Penguins owners on this joint activity agreement," Fox said. "Its an exciting day for hockey and for me personally to be a part of this project."

For additional information on the Russian Penguins, please contact Phil Langan at (412) 642-1920.

THE PLAYERS





MARIO LEMIEUX 66

Center

HT/WT: 6' 4" 210 lbs. **Shoots:** Right **Age:** 28

Born: Montreal, Quebec, October 5, 1965

Acquired: Pittsburgh's first round choice, first overall in 1984 Entry Draft.

1992-93: Won the Hart Trophy as the league's Most Valuable Player for the second time in his career...Despite playing in only 60 games, won his fourth scoring title recording 160 points, the third highest point total of his career...One of only five players to have won the scoring title at least four times in NHL history...Was named to the NHL's First All-Star Team at center...Was selected as the Masterton Trophy winner as the player that best exemplifies the qualities of perseverance, sportsmanship and dedication to hockey...Also was selected as the Lester B. Pearson Award winner given by the NHL Players' Association to the league's best player...Finished third in the NHL with 69 goals and had the highest goals-per-game average in the league (1.15)...Was his third season with over 60 goals and his fourth season with over 50 goals...Finished the season fourth in assists with 91, the fourth time in his career that he has recorded 90 or more assists...Had a points-per-game average of 2.67, which is the third highest in NHL history...Led the NHL with a plus 55...Recorded a point in 54 of his 60 games and at least two points in 48 games...Had a 12-game goal scoring streak from October 6 to November 1, scoring 18 goals, breaking Paul Gardner's club record of nine games in 1982-83...Set a club record for the most game-winning goals in a season with 10...The Penguins announced on January 12 that he was diagnosed with a Nodular Lymphocytic form of Hodgkin's disease, which diagnosed in an early stage, is the most favorable type and is cured in most people...The diagnosis was made after the removal of an enlarged lymph node from his neck...Treatment in the form of radiation began on February 1 and ended on March 2...Skated with the team for the first time after the treatment began on February 12...Returned to the lineup on March 2 in Philadelphia, recording two points (1+1) in a 5-4 Pittsburgh loss...Recorded at least one point in 18 of 20 games after returning to the lineup, totaling 56 points (30+26)...Had a season-high 16-game scoring streak from March 9 to April 9, recording 51 points (27+24)...Scored 18 goals in the month of March to set a club record for the most goals scored in a month...Recorded four hat tricks, including back-to-back four goal games (March 18 vs Washington & March 20 vs Philadelphia) and a club record-tying five goal game (April 9 at NY Rangers)...Had a season-high seven point game (1+6) on December 5 at San Jose, which

tied a club record for the most assists in a game...In games that he played, recorded a point on 160 of the team's 292 goals (54.8%) and was on the ice for 205 goals (70.2%)...Recorded 76 points (36+40) in 28 games vs Patrick Division teams (2.75 points-per-game)...Led the team with 55 points (16+39) on the power play...Had 48 multiple point games, including eight games with five or more points...Signed a seven-year contract on October 5, 1992...Missed 24 games due to injuries and illness: heel (1), back (3), Hodgkin's disease (20)...The Penguins record in the games he missed was 11-11-2, including 11-10-2 in the 23 games he missed from January 7 to February 28...Had surgery on July 28 to repair a herniated muscle in his back. **PLAYOFFS:** Led the team with 18 points (8+10) in 11 games, finishing tied for ninth in league scoring...Also led the team in goals with eight...Recorded nine points (5+4) in five games vs the New Jersey Devils in the first round series...Played only one shift in Game One on May 2 vs the NY Islanders in the Patrick Division Finals, leaving with a back injury...Missed Game Two on May 4 vs the Islanders and played only on the power play in Game Four on May 8...Recorded nine points (3+6) in six games vs the Islanders.

NHL CAREER: Drafted by Pittsburgh in the 1984 Entry Draft, first overall...During his rookie season in 1984-85, became only the third rookie in league history to score 100 or more points...Was selected as the NHL's Rookie of Year (Calder Trophy) and also was named to the NHL All-Rookie Team...Scored a goal in his first game, on his first shift and on his first shot on October 11 at Boston vs Pete Peeters...Missed seven games during his first season with a knee injury...Still holds club rookie records for goals (43), assists (57) and points (100)...In 1985-86 finished second in league scoring with 141 points...Led the team in goals (48) and assists (93)...Had a 28-game scoring streak from January 11 to March 15, recording 59 points (21+38)...Recorded his first six-point game (4+2) on December 31 at St. Louis...Finished second in the Hart Trophy voting, while being named to the Second All-Star Team...Awarded the Lester B. Pearson Award...Despite playing in only 63 games in 1986-87, still led the team in goals (54), assists (53) and points (107)...Was tied for third in the NHL in points and goals...Became the fifth player in club history to record 50 goals

in a season with his 50th on March 12 vs Quebec... Missed 17 games, 13 with a sprained right knee suffered on Dec. 20 vs Philadelphia and four games with bronchitis...In **1987-88**, captured the Hart Trophy, as the league's Most Valuable Player, as well as winning the Art Ross Trophy as the NHL's leading scorer...Recorded 70 goals, 98 assists and 168 points...Became only the fourth player in league history to score 70 goals in a season...Led the NHL in goals and short-handed goals (10) and finished second in assists...Led the league and set a club record with 382 shots on goal...Won the Lester B. Pearson Award and was named as the Dodge NHL Performer of the Year...Won his second straight scoring title in **1988-89**, recording 199 points...Ranked first in goals with 85 and tied for first in assists with 114...His 85 goals were the third highest total in a single season in league history and he became the second player (Gretzky) to record 70 or more goals in two different seasons...Became only the third player (Orr & Gretzky) to record over 100 assists in a single season in NHL history...Set a single-season league record with 13 short-handed goals...Led the NHL with 31 power play goals, becoming only the third player in league history to record over 30 power play goals in a season...Was involved in 57.3% of the team's goals, the highest percentage in league history...Became the team's all-time leading scorer on January 20 at Winnipeg, recording his 715th point, passing former Penguin Rick Kehoe...Set a club record for the most three-goal games in a season, recording nine hat tricks...Led the team with 80 power play points and was on the ice for 110 of the team's 119 power play goals...Set a club record for goals in a game with five goals on Dec. 31 vs New Jersey, becoming the first player in NHL history to record an even strength, power play, short-handed, penalty shot and empty net goal in the same game...Named to the First All-Star Team at center and named Dodge NHL Performer of the Year...Missed four games with injuries: sprained forearm (2) and groin (2)...Led the team in the playoffs with 19 points (12+7), while finishing fourth in goals in the league...In **1989-90**, despite missing 21 games with a back injury, finished fourth in league scoring with 123 points (45+78)...Recorded a 46-game scoring streak from October 31 to February 11, the second longest streak in NHL history...Recorded 103 points (39+64) during the streak...The streak ended on February 14 at the Rangers, when his back forced him to leave the game after one period...Missed the following 21 games...Was leading the NHL in scoring by 11 points when he was forced out of the lineup...Returned for the Penguins last game on March 31 vs Buffalo, recording two points (1+1)...Had back surgery on July 11 for a herniated disc...Missed the first 50 games of the **1990-91** season recovering from the back surgery...Returned on January 26 at Quebec, recording three assists...Recorded a point in 22 of the 26 games he played...Won the Conn Smythe Trophy as the Most Valuable Player in the playoffs, leading the playoffs in points with 44...Led the playoffs in assists with 28 and was tied for second in goals with 16...Recorded a

point in 22 of the 23 playoff games, missing one game with back spasms...In **1991-92**, won his third scoring title, recording 131 points...Despite playing in only 64 games, ranked second in assists (87) and tied for seventh in goals (44) in the league...Was named Pro-Set Player of the Year...Recorded his 1,000th career point in career game number 513 on Mar. 22 at Detroit, to become the second fastest player to record 1,000 points in NHL history (Gretzky in 424)...Recorded his 400th career goal on March 14 at Toronto and his 600th career assist on March 26 vs Vancouver...Had a season-high seven point game (2+5) vs Toronto on Dec. 26...Had the team's longest scoring streak, a 14-game streak from March 6 to April 13, recording 37 points (12+25)...Was on the ice for 70 of the team's 72 power play goals in games that he played...In the 64 games he played, he was on the ice for 181 of the club's 293 goals (61.7%)...Ranked second on the team with a plus 27 rating...Missed 16 games due to injuries: back (13), shoulder (2) and flu (1)...In the playoffs was named the Most Valuable Player for the second straight year...Led all players in points (34), goals (16), power play goals (8) and game-winning goals (5), despite missing six games...Ranked second in assists with 18...Tied NHL record for the most game-winning goals (5) in the playoffs...Set club playoff record with eight power play goals...Recorded six points (3+3) on April 23 vs Washington, including an NHL playoff record-tying four-point period...Became the first player to record four points in a period in a playoff game on two occasions (April 25, 1989 vs Philadelphia)...Missed the first game of the playoffs with a shoulder injury and missed five other games with a broken left hand suffered on May 5 at the Rangers in Game Two of the Division Finals.

JUNIOR CAREER: Played his junior hockey with Laval (QMJHL)...In his final season with Laval in **1983-84**, was named Canadian Major Junior Player of the Year, recording 282 points (133+ 149)...Holds the junior record for the most goals (133) and points (282) in a season...Ranks second in assists (149) in junior history for the most in a season...Set a junior record scoring in 61 consecutive games.

INTERNATIONAL CAREER: In the **1983** World Junior Championships in Leningrad, was Team Canada's second leading scorer with 10 points (5+5) in 10 games...Played in the **1987** Canada Cup Tournament for Team Canada, leading all players with 11 goals and finishing second with 18 points.

PERSONAL: Mario and wife Nathalie were married this summer in Montreal...Has one daughter, Lauren (five months)...Makes his home in Pittsburgh year-round...Enjoys golf during the off-season...An avid wine collector...Has served as honorary chairman for the Pittsburgh Cancer Institute for the past six years...Is President of the Mario Lemieux Foundation.

MARIO LEMIEUX CAREER HIGHLIGHTS

NATIONAL HOCKEY LEAGUE RECORDS & CAREER NOTES

- Ranks 23rd among all-time NHL players with 477 career goals and has the highest goals-per-game average in league history (.827%).
- Ranks 21st among all-time NHL players in scoring with 1,174 points and has the second best points-per-game average in NHL history (2.03%).
- Ranks 24th among all-time NHL players with 697 assists and has the second highest assists-per-game average (1.21%).
- Ranks fourth in league history with 31 three or more goal games.
- Tied for second for the most career 100 or more point seasons (eight) in NHL history.
- Holds NHL record for the most short-handed goals in a season with 13 in 1988-89.
- Had the second longest point-scoring streak in NHL history, scoring in 46 consecutive games in the 1989-90 season, recording 103 points.
- Tied for the lead in career overtime goals with seven (Jari Kurri).
- Recorded 100 points in his rookie season, the fifth highest total for a rookie in league history.
- Scored his 1,000th career point on Mar. 22, 1992 at Detroit, his 513th career game, becoming the second fastest player to record 1,000 points in NHL history.

PITTSBURGH PENGUINS CLUB RECORDS

- Ranks first in all-time club scoring with 1,174 points, first in goals (477) and assists (697).
- Ranks first in power play goals (148) and short-handed goals (37).
- Recorded the most goals (85), assists (114) and points (199) in a season (1988-89) in Penguins history.
- Holds club record for the most goals (5-twice) and points (8-twice) in a game.
- Tied for the Penguins record for most assists (6) in a game.
- Ranks fifth in club history in all-time games played with 577.
- Ranks first in club history with 46 game-winning goals.
- Holds the club record for the most hat tricks in a season (9 in 1988-89) and career (31).
- Has recorded 343 career multiple point games, including 195 games with three or more points and 108 multiple goal games.
- Has never gone longer than seven games without a goal and never more than two consecutive games without a point.
- In career games he has played, he has registered a point on 48.9% of the team's goals.

NHL PLAYOFF RECORDS


- Recorded the second highest point total in a single playoff year with 44 points in 1991.
- Recorded the second highest point total in a final series with 12 points in the 1991 Stanley Cup Finals vs Minnesota.
- Recorded second highest goal total in a six-game final series with five goals vs Minnesota in 1991.
- Has a 1.91 career playoff point-per-game average, the second highest average in playoff history.
- Club's all-time playoff leader in goals (52), assists (63), points (115).
- Only the fifth player in league history to lead the playoffs in scoring two straight seasons.

AN NHL FIRST

- Scored five goals on Dec. 31, 1988 vs New Jersey, scoring a goal five different ways; even strength, power play, short-handed, penalty shot and empty net.

HONORS & AWARDS

- Winner of the Conn Smythe Trophy as the Playoff MVP in 1991 and 1992, only the second player in NHL history to win back-to-back Conn Smythe Trophies (Bernie Parent).
- Won Calder Memorial Trophy (Rookie of the Year) in 1985.
- Named to the NHL All-Rookie Team in 1985.
- Won the Hart Trophy as the NHL's Most Valuable Player in 1988 and 1993.
- Won the Art Ross Trophy as the NHL's scoring leader in 1988, 1989, 1992 & 1993.
- Named to the NHL First All-Star Team in 1988, 1989 & 1993.
- Named to the NHL's Second All-Star Team in 1986 & 1987.
- Is the only player in NHL history to have won the Ross, Hart, Calder, Smythe and Masterton Trophies.
- One of only three players to have won the Ross, Hart, Calder and Smythe Trophies (Bobby Orr & Bryan Trottier).
- Is the second youngest player to win the Ross & Hart Trophies in the same season (Bobby Orr).
- Has played in six NHL All-Star Games (plus Rendez Vous 87), winning MVP honors in 1985 (Calgary, 1988 (St. Louis) and 1990 (Pittsburgh).
- Won the Lester B. Pearson Award in 1986, 1988 & 1993.
- Honored as Pittsburgh's Dapper Dan Man of the Year in 1986 & 1989.



Career Highlights

MILESTONES ACHIEVED: 500th game (2/22/92 at Montreal), 400th goal (3/14/92 at Toronto), 1,000th point (3/22/92 at Hartford), 600th assist (3/26/92 vs Vancouver).
MILESTONES WITHIN REACH: (current total): 600 games (577); 700 assists (697); 1,200 points (1,174).
CAREER HAT TRICKS: 31
FIRST NHL GAME: Oct. 11, 1984 - a 4-3 loss at Boston.
FIRST NHL POINT: Oct. 11, 1984 - a goal in a 4-3 loss at Boston.
FIRST NHL GOAL: Oct. 11, 1984 - in a 4-3 loss at Boston vs Pete Peeters.
MOST GOALS, GAME: 5 - Dec. 31, 1988 in an 8-6 Pittsburgh win vs New Jersey and April 9, 1993 in a 10-4 win at NYR.
MOST ASSISTS, GAME: 6 - Oct. 15, 1988 in a 9-2 Pittsburgh win vs St. Louis and Dec. 5, 1992 in a 9-4 win at San Jose.
MOST POINTS, GAME: 8 - Oct. 15, 1988 in a 9-2 Pittsburgh win vs St. Louis (2g,6a) and Dec. 31, 1988 in an 8-6 Pittsburgh win vs New Jersey (5g,3a).
MOST PENALTY MINUTES, GAME: 24 - Nov. 26, 1988 in a 4-3 Pittsburgh win vs Philadelphia.

NHL Record

Team	GP	G	A	PTS	PIM	PPG
Boston	22	13	19	32	16	1.45
Buffalo	23	24	26	50	30	2.17
Calgary	17	15	26	41	6	2.41
Chicago	19	18	30	48	16	2.53
Detroit	20	18	32	50	12	2.50
Edmonton	21	11	27	38	14	1.81
Hartford	21	23	22	45	12	2.14
Los Angeles	21	16	32	48	12	2.29
Minnesota	20	11	19	30	22	1.50
Montreal	20	10	20	30	10	1.50
New Jersey	52	36	71	107	73	2.06
NY Islanders	51	36	61	97	32	1.90
NY Rangers	53	49	61	110	64	2.08
Ottawa	2	3	1	4	2	2.00
Philadelphia	52	39	49	88	50	1.69
Quebec	25	26	32	58	18	2.32
San Jose	5	8	17	25	4	5.00
St. Louis	19	16	24	40	16	2.11
Tampa Bay	1	2	0	2	2	2.00
Toronto	23	25	30	55	18	2.39
Vancouver	21	21	29	50	47	2.38
Washington	49	40	44	84	88	1.71
Winnipeg	20	17	25	42	22	2.10
TOTAL	577	477	697	1174	586	2.03

Amateur and Professional Record

Season	Team	League	GP	Regular Season				Playoffs				
				G	A	PTS	PIM	GP	G	A	PTS	PIM
1981-82	Laval	QMJHL	64	30	66	96	22	18	5	9	14	31
1982-83	Laval (b)	QMJHL	66	84	100	184	76	12	14	18	32	18
1983-84	Laval (acde)	QMJHL	70	133 *	149 *	282 *	92	14	29 *	23 *	52 *	29
1984-85	PITTSBURGH (fg)	NHL	73	43	57	100	54	-	-	-	-	-
1985-86	PITTSBURGH (hi)	NHL	79	48	93	141	43	-	-	-	-	-
1986-87	PITTSBURGH (h)	NHL	63	54	53	107	57	-	-	-	-	-
1987-88	PITTSBURGH (ijk)	NHL	77	70 *	98	168 *	92	-	-	-	-	-
1988-89	PITTSBURGH (kl)	NHL	76	85 *	114 *	199 *	100	11	12	7	19	16
1989-90	PITTSBURGH	NHL	59	45	78	123	78	-	-	-	-	-
1990-91	PITTSBURGH (m)	NHL	26	19	26	45	30	23	16	28 *	44 *	16
1991-92	PITTSBURGH (hkm)	NHL	44	44	87	131 *	94	15	16 *	18	34 *	2
1992-93	PITTSBURGH (ijklm)	NHL	60	69	91	160 *	38	11	8	10	18	10
NHL & PGH TOTALS			577	477	697	1174	586	60	52	63	115	44

* - League-leading figure

a - June, 1984 - Drafted by Pittsburgh in 1984 Entry Draft. First Penguins pick, first overall, first round.

b - QMJHL Second All-Star Team (1982-83)

c - QMJHL First All-Star Team (1983-84)

d - QMJHL Most Valuable Player (1983-84)

e - Canadian Major Junior Player of the Year (1983-84)

f - Won Calder Memorial Trophy (1984-85)

g - NHL All-Rookie Team (1984-85)

h - NHL Second All-Star Team (1985-86, 1986-87, 1991-92)

i - Won Lester B. Pearson Award (1985-86, 1987-88 & 1992-93)


j - Won Hart Trophy (1987-88 & 1992-93)

k - Won Art Ross Trophy (1987-88, 1988-89, 1991-92 & 1992-93)

l - NHL First All-Star Team (1987-88, 1988-89 & 1992-93)

m - Won Conn Smythe Trophy (1991 & 1992)

n - NHL Plus/Minus Leader (1992-93)



TOM BARRASSO 35

Goaltender

Ht/Wt: 6' 3" 211 lbs. **Catches:** Right **Age:** 28

Born: Boston, Massachusetts, March 31, 1965

Acquired: Traded by Buffalo to Pittsburgh with Buffalo's third round draft choice in 1990 Entry Draft for Doug Bodger and Darrin Shannon on November 12, 1988.

1992-93: Was named to the NHL Second All-Star Team and finished second to Ed Belfour (Chicago) in the voting for the Vezina Trophy...Led the NHL in victories with 43, which was a single-season personal career high...Finished third in the league with a goals against average of 3.01 and fourth in save percentage (.901)...Led the NHL with a .722 winning percentage...Had a club record 14-game winning streak from March 9 to April 9...Recorded four shutouts, tying for third among goalies in the league...Had a consecutive shutout streak of 118:18 from February 8 to 10, the second longest in club history...Broke Denis Herron's club record for career wins with his 89th on November 20 at New Jersey and finished the season with 120 wins as a Penguin...Set club records for the most wins (43), home wins (24) and road wins (19) in a season...Tied the club record for the most games played by a goaltender (63), set by Greg Millen in 1980-81...Allowed two goals or less in 25 games and three goals or less in 44 games...Recorded eight assists to set a club record for assists in a season by a goaltender...Missed nine games due to chicken pox.
PLAYOFFS: Won the first three games of the 1993 playoffs to extend his playoff winning streak to an NHL record 14 games...Played in all 12 of the Penguins games, finishing fourth in the league with a goals against average of 2.91 and third with a save percentage of .905...Was tied for the league lead with two shutouts.

NHL CAREER: In the 1983 Entry Draft was Buffalo's first round selection...Was drafted fifth overall, which is the highest a goalie has ever been drafted...Was drafted right out of Acton-Boxboro High School and played his first NHL game at the age of 18...In 1983-84, won the Calder Trophy, as the NHL's rookie of the year and the Vezina Trophy as the NHL's best goaltender...One of only four goalies to win both awards in the same season...Was the first US-born player to win Calder Trophy since 1939 and the first goalie to win the award since 1972...Also in his rookie season was named to the First All-Star Team and to the All-Rookie Team...Ranked second in the league with a goals against average of 2.84...In 1984-85, shared the William Jennings Trophy with Bob Sauve, as the team that allowed the fewest goals against...Finished second in the Vezina Trophy voting behind Pelle Lindbergh...Led the league with a goals against average of 2.66 in 54 games and was named to the Second All-Star Team...Voted to start the 1985 NHL All-Star Game in Calgary, allowing two goals in 30 minutes of play...Had a career high shutout streak of 169:48 and was selected as the Sabres MVP...In

1985-86, played in 60 games and finished tied for third in wins with 29...In 1986-87 playing in 46 games, recorded two shutouts...In 1987-88, was again second in the Vezina voting, this time trailing Grant Fuhr...Was tied for third with a .896 save percentage and tied for fifth with 25 wins...Was named NHL Player of the Month in January 1988, the first Sabre ever so honored...Was again named as the Sabres MVP...In 1988-89 was acquired by Pittsburgh from Buffalo, playing in 44 games with the Penguins...Set a club record with 57 saves on March 12, 1989 at Chicago in a 6-5 victory...During the 1989-90 season, played in a career-low 24 games, missing 23 games due to a broken right wrist suffered on October 14 vs Montreal and 23 games due to a leave of absence given by the team on February 9, due to his daughter's illness...In 1990-91 set a club record with 27 wins (which he has since broken)...Named NHL Player of the Month for December 1990...Led all goalies in the playoffs with a goals against average of 2.60, was second in wins with 12 and finished first with a .919 save percentage...Recorded his first career playoff shutout in the Stanley Cup clinching game on May 25, 1991 at Minnesota (8-0)...In 1991-92 recorded 25 wins, including his 200th NHL victory on March 19 vs Quebec...Won the last 11 games of the playoffs to tie an NHL record for consecutive wins in the playoffs...Won 16 overall games in the playoffs, which ties an NHL playoff record for wins in a single playoff year...Finished the playoffs with a goals against average of 2.82 and a save percentage of .907...One of only five active goalies to have won two or more Stanley Cups...Holds club playoff records for goaltenders for the most games played (64), wins (42) and shutouts (4)...In 10 Stanley Cup Finals games, has a goals against average of 2.47...Has recorded 20 or more wins in eight of his 10 NHL seasons...Ranks second among active goaltenders with 19 career shutouts...Ranks third among active goaltenders in career wins (244) and 23rd in league history.

HIGH SCHOOL CAREER: Played four seasons with Acton-Boxboro High School near Boston, receiving All-Scholastic honors each year.

INTERNATIONAL CAREER: Was a member of Team USA in the 1984 and 1987 Canada Cup Tournaments...Was a member of the 1982-83 U.S. Junior National Team.

PERSONAL: Tom and wife Megan have three daughters, Ashley (6), Kelsey (4) and Mallory (1 1/2 years)...Resides in Pittsburgh year-round...Enjoys golf.



Career Highlights

FIRST NHL GAME: Oct. 5, 1983 - a 5-3 Buffalo win vs Hartford.
FIRST NHL WIN: Oct. 5, 1983 - a 5-3 Buffalo win vs Hartford.
FIRST NHL SHUTOUT: Jan. 18, 1984 - a 4-0 Buffalo win at Los Angeles.
MILESTONES ACHIEVED: 100th win (12/23/87 at Detroit)...200th win (3/19/92 vs Quebec)...500th game (4/7/93 vs Montreal).

NHL Record

Team	GP	MIN	GA	SO	AVG	W-L-T
Boston	40	2362	140	2	3.55	18-14-7
Buffalo	7	400	23	0	3.45	4-3-0
Calgary	15	770	44	0	3.43	8-6-0
Chicago	17	1029	70	0	4.08	9-7-1
Detroit	21	1274	64	1	3.01	9-5-7
Edmonton	14	803	61	1	4.56	4-9-1
Hartford	43	2473	139	3	3.37	19-17-4
Los Angeles	18	1044	59	1	3.39	6-9-2
Minnesota	13	729	43	0	3.54	5-5-2
Montreal	32	1842	100	2	3.26	11-15-5
New Jersey	40	2275	128	2	3.37	22-10-5
NY Islanders	30	1668	98	1	3.52	16-9-2
NY Rangers	35	2025	115	1	3.41	17-12-4
Ottawa	2	120	4	0	2.00	1-1-0
Philadelphia	29	1728	90	1	3.12	14-10-4
Pittsburgh	11	655	35	0	3.21	4-3-3
Quebec	35	2006	119	0	3.56	17-13-3
San Jose	4	240	9	1	2.25	4-0-0
St. Louis	19	1027	55	0	3.21	10-6-1
Tampa Bay	2	125	7	0	3.36	1-0-1
Toronto	16	961	54	1	3.37	10-5-1
Vancouver	11	628	45	0	4.30	6-5-0
Washington	29	1584	89	1	3.37	16-10-2
Winnipeg	19	1180	64	1	3.25	13-7-0
TOTAL	502	28948	1655	19	3.43	244-181-55

Amateur and Professional Record

Season	Team	League	Regular Season					Playoffs				
			GP	MP	GA	SO	AVG	GP	MP	GA	SO	AVG
1981-82	Acton-Boxboro (a)	H.S.	23	1035	32	7	1.39	-	-	-	-	-
1982-83	Acton-Boxboro	H.S.	23	1035	17	10	0.73	-	-	-	-	-
1983-84	Buffalo (bode)	NHL	42	2475	117	2	2.84	3	139	8	0	3.45
1984-85	Buffalo (fg)	NHL	54	3248	144	5	2.66	5	300	22	0	4.40
	Rochester	AHL	5	267	6	1	1.35	-	-	-	-	-
1985-86	Buffalo	NHL	60	3561	214	2	3.61	-	-	-	-	-
1986-87	Buffalo	NHL	46	2501	152	2	3.65	-	-	-	-	-
1987-88	Buffalo	NHL	54	3133	173	0	3.31	4	224	16	0	4.29
1988-89	Buffalo (h)	NHL	10	545	45	0	4.95	-	-	-	-	-
	PITTSBURGH	NHL	44	2406	162	0	4.04	11	631	40	0	3.80
1989-90	PITTSBURGH	NHL	24	1294	101	0	4.68	-	-	-	-	-
1990-91	PITTSBURGH	NHL	48	2754	165	1	3.59	20	1175	51	1	2.60
1991-92	PITTSBURGH	NHL	57	3329	196	1	3.53	21	1233	58	1	2.82
1992-93	PITTSBURGH (f)	NHL	63	3702	186	4	3.01	12	722	35	2	2.91
NHL TOTALS			502	28948	1655	19	3.43	76	4424	230	4	3.12
PGH TOTALS			236	13485	810	6	3.60	64	3761	184	4	2.94

* - League-leading figure

a - June, 1983 - Drafted by Buffalo in 1983 NHL Entry Draft. First Sabres pick, 5th overall, first round.

b - NHL First All-Star Team (1983-84)

c - Won Vezina Trophy (1983-84)


d - Won Calder Memorial Trophy (1983-84)

e - NHL All-Rookie Team (1983-84)

f - NHL Second All-Star Team (1984-85 & 1992-93)

g - Shared William Jennings Trophy with Bob Sauve (1984-85)

h - November, 1988 - Traded with Buffalo's third round choice in 1990 Entry Draft by Buffalo to Pittsburgh for Doug Bodger and Darrin Shannon.



JEFF DANIELS

20

Left Wing

HT/WT: 6' 1" 200 lbs. **Shoots:** Left **Age:** 25

Born: Oshawa, Ontario, June 24, 1968

Acquired: Pittsburgh's sixth round draft choice,
109th overall, 1986 Entry Draft.


1992-93: Playing in his first full season with the Penguins, recorded nine points (5+4) in 58 games...Scored two goals on April 1 vs the Hartford Whalers, his first multiple goal game in the NHL...Scored his first NHL goal recording the game-winner on November 3 vs the New York Islanders... Played four games on defense (March 13-21)...Was assigned to Cleveland (IHL) on two occasions, January 5, recalled on January 6 and January 29, recalled on January 31...Played in three games with Cleveland recording three points (2+1).
PLAYOFFS: Played in all 12 games, recording five points (3+2)...Was tied for fourth in goals among NHL rookies with three...Scored two goals, including the game-winner in the fifth and deciding game vs the New Jersey in the Patrick Division Semi-Finals.

NHL CAREER: Drafted by Pittsburgh in the sixth round in the 1986 Entry Draft... Started the 1990-91 season with Pittsburgh, playing in 11 of the first 20 games, before being assigned to Muskegon (IHL)... Recorded his first NHL point (an assist) on October 28 vs NY Islanders...In 1991-92, started the season with Pittsburgh, playing in the first two games...Assigned to Muskegon (IHL) on October 23.

JUNIOR CAREER: In 1984-85, playing in his first season with Oshawa (OHL), recorded 18 points (7+11) in 59 games...In 1985-86, recorded 32 points (13+19) in 62 games...In 1986-87, helped Oshawa to the best record in the OHL and a second place finish in the Memorial Cup...In 1987-88 was Oshawa's third leading scorer with 68 points (29+39) in 64 games...In his four seasons with Oshawa, was a teammate of current Penguins defenseman Jim Paek, as well as Kirk McLean (Vancouver), Derek King (NY Islanders), and Jeff Hackett (Chicago).

MINOR LEAGUE CAREER: In 1988-89, was a member of Muskegon's Turner Cup Championship team...In 1989-90, was fifth on the team in goals with 30 and sixth in points with 77...Began the 1990-91 season with Pittsburgh, before being assigned to Muskegon on November 21...In 62 games with Muskegon recorded 52 points (23+29)... In 1991-92, played in 44 games with Muskegon, recording 35 points (19+16)... Missed almost two months of action after suffering a broken left leg on February 1...Returned for the playoffs, recording nine points (5+4) in 10 games.

PERSONAL: Jeff split the off-season between Oshawa, Ontario and Pittsburgh... Enjoys golfing... Followed the Toronto Blue Jays and the Dallas Cowboys as a child...His father is the Director of Operations of the Oshawa Generals...Has one sister...Very active in Penguins community relations program all year long.



Career Highlights

MILESTONES WITHIN REACH: (Current Total): 100 games (71).
FIRST NHL GAME: Oct. 9, 1990 - a 4-3 Pittsburgh loss at St. Louis.
FIRST NHL POINT: Oct. 28, 1990 - an assist on a Jaromir Jagr goal in an 8-3 Pittsburgh win vs NY Islanders.
FIRST NHL GOAL: Nov. 3, 1992 - in a 2-0 Pittsburgh win vs NY Islanders vs Mark Fitzpatrick.
MOST GOALS, GAME: 2-April 1, 1993 in a 10-2 Pittsburgh win vs Hartford.
MOST ASSISTS, GAME: 1-Six times.
MOST POINTS, GAME: 2-April 1, 1993 in a 10-2 Pittsburgh win vs Hartford (2g).
MOST PENALTY MINUTES, GAME: 2-Eight times.


NHL Record

Team	GP	G	A	PTS	PIM	PPG
Boston	1	0	0	0	0	0.00
Buffalo	3	0	0	0	0	0.00
Calgary	1	0	0	0	0	0.00
Chicago	2	0	0	0	0	0.00
Detroit	2	0	0	0	0	0.00
Edmonton	1	0	0	0	0	0.00
Hartford	2	2	0	2	2	1.00
Los Angeles	3	0	0	0	0	0.00
Minnesota	2	0	0	0	0	0.00
Montreal	3	0	0	0	0	0.00
New Jersey	9	1	0	1	2	0.11
NY Islanders	6	1	1	2	2	0.33
NY Rangers	6	0	1	1	0	0.17
Ottawa	3	0	2	2	0	0.67
Philadelphia	7	0	1	1	0	0.14
Quebec	4	1	0	1	0	0.25
San Jose	2	0	0	0	0	0.00
St. Louis	3	0	0	0	2	0.00
Tampa Bay	2	0	0	0	0	0.00
Toronto	1	0	0	0	0	0.00
Vancouver	1	0	0	0	2	0.00
Washington	4	0	1	1	4	0.25
Winnipeg	3	0	0	0	2	0.00
TOTAL	71	5	6	11	16	0.15

Amateur and Professional Record

Season	Team	League	GP	Regular Season				GP	Playoffs			
				G	A	PTS	PIM		G	A	PTS	PIM
1984-85	Oshawa	OHL	59	7	11	18	16	-	-	-	-	-
1985-86	Oshawa (a)	OHL	62	13	19	32	23	6	0	1	1	0
1986-87	Oshawa	OHL	54	14	9	23	22	15	3	2	5	5
1987-88	Oshawa	OHL	64	29	39	68	59	4	2	3	5	0
1988-89	Muskegon	IHL	58	21	21	42	58	11	3	5	8	11
1989-90	Muskegon	IHL	80	30	47	77	39	6	1	1	2	7
1990-91	PITTSBURGH	NHL	11	0	2	2	2	-	-	-	-	-
	Muskegon	IHL	62	23	29	52	18	5	1	3	4	2
1991-92	PITTSBURGH	NHL	2	0	0	0	0	-	-	-	-	-
	Muskegon	IHL	44	19	16	35	38	10	5	4	9	9
1992-93	Cleveland	IHL	3	2	1	3	0	-	-	-	-	-
	PITTSBURGH	NHL	58	5	4	9	14	12	3	2	5	0
NHL & PGH TOTALS			71	5	6	11	16	12	3	2	5	0

a - June, 1986 - Drafted by Pittsburgh Penguins in 1986 NHL Entry Draft. Sixth Penguins pick, 109th overall, sixth round.



RON FRANCIS 10

Center

HT/WT: 6' 2" 200 lbs. **Shoots:** Left **Age:** 30
Born: Sault Ste. Marie, Ontario, March 1, 1963
Acquired: Traded by Hartford to Pittsburgh with Ulf Samuelsson and Grant Jennings for John Cullen, Zarley Zalapski and Jeff Parker on March 4, 1991.

1992-93: Recorded 100 points (24+76), the second time he has recorded at least 100 points in a season (101 in 1989-90)...Set a single-season career high in assists (76), finishing ninth in the NHL...Recorded over 20 goals for the 12th consecutive season...Had a 12-game scoring streak from October 6 to November 1, recording 18 points (2+16), which tied the longest scoring streak of his career...Recorded 49 points (9+40) on the power play, leading the team in power play assists...Was one of two players to play in all 84 games for the Penguins...Had the largest increase in points (46) from 1991-92 to 1992-93 of all players who played in 70 or more games in each season...Recorded 26 multiple point games, including four multiple goal games...Recorded more goals on the road (13) than at home (11)...Recorded his 900th career point on October 24, 1992 at New Jersey...Ranks 40th in NHL history in points (986) and 28th in assists (675)...Recorded his 300th career goal on January 30 vs the Philadelphia Flyers...**PLAYOFFS:** Finished second on the team in scoring with 17 points (6+11) and was tied for the team lead with 11 assists...Was tied for seventh in assists and 11th in points in league scoring...Was tied for second on the team with a plus 5 rating.


NHL CAREER: Hartford's first round (4th overall) choice in the **1981** NHL Entry Draft...In **1981-82**, began the season with S.S. Marie (OHL), before being recalled by Hartford on Nov. 14...Recorded 68 points (25+43) in 59 games in his rookie season, finishing second on the team in assists...In **1982-83** led the team in points (90) and assists (59)...Played in the 1983 NHL All-Star Game in Uniondale, NY...Recorded his first NHL hat trick on March 6 vs Quebec...In **1983-84**, led the Whalers in assists with 60, while finishing second in points (83)...Led the team in scoring in **1984-85** with 81 points (24+57) and played in the 1985 NHL All-Star Game in Calgary, scoring one goal...Missed 27 games in the **1985-86** season with a fractured left ankle...Finished the season tied for second in team scoring with 77 points...Was named to the 1986 NHL All-Star Game, but was unable to play due to his ankle injury...Recorded 93 points (30+63)

in **1986-87** to lead the Whalers in scoring...In **1987-88** led Hartford in points (75) and assists (50)...Missed 11 games with a broken finger in **1988-89**, finishing second in team scoring with 77 points...In **1989-90** recorded career-highs in goals (32) and points (101), finishing tied for 12th in league scoring...Recorded two assists in the 1990 NHL All-Star Game in Pittsburgh...In **1990-91**, acquired by the Penguins from the Whalers on March 4...Was the Whalers' leading scorer at the time of the trade with 76 points (21+55)...Finished 20th in NHL in scoring with 87 points...Is the Whalers all-time leader in goals (264), assists (557), points (821), games played (714), hattricks (9) and power play goals (83)...In the 1991 playoffs, was tied for the team lead in game-winning goals with four and tied for fifth in the league with a plus 13 rating...In **1991-92**, missed the first nine games of the season before signing as a free agent on October 25...Finished seventh in team scoring with 54 points...In the playoffs led all players with 19 assists, while finishing third in points (27)...Set career playoff-highs in goals (8), assists and points...Ranked second on the team with a plus eight rating...Recorded his first career playoff hat trick on May 9 vs the Rangers, scoring the third goal at 2:47 of overtime...Scored the Stanley Cup clinching goal in Game Four at Chicago on June 1...Ranks third in career club playoff scoring with 61 points (21+40).

JUNIOR CAREER: In **1980-81** recorded 69 points in 64 games for Sault Ste. Marie (OHL)...In **1981-82** was leading the OHL in scoring with 48 points in 25 games when recalled by Hartford.

INTERNATIONAL CAREER: Played for Team Canada in the **1985** World Championships in Prague, Czechoslovakia.

PERSONAL: Ron and wife Mary Lou have a daughter Kaitlyn (two) and son Michael (3 months)...Resides in Unionville, CT during the off-season...Active in charity and community work including involvement with Special Olympics...Enjoys golfing and traveling...Has one brother...Is the cousin of former NHL goalie Mike Liut.



Career Highlights

MILESTONES ACHIEVED: 800th game (10/8/92 vs NY Islanders)...300th goal (1/30/93 vs Philadelphia)...600th Assist (1/6/92 vs Philadelphia)...900th point (10/24/92 at New Jersey).
MILESTONES WITHIN REACH: (Current Total): 900 games (882); 700 assists (675); 1000 points (986).
CAREER HAT TRICKS: 9
FIRST NHL GAME: Nov. 14, 1981 - an 8-4 Hartford loss vs Washington.
FIRST NHL POINT: Nov. 18, 1981 - an assist on a Doug Sullivan goal in an 8-5 Hartford win vs Toronto.
FIRST NHL GOAL: Nov. 18, 1981 - in an 8-5 Hartford win vs Toronto vs Vincent Tremblay.
MOST GOALS, GAME: 4 - Feb. 12, 1984 in an 11-0 Hartford win vs Edmonton.
MOST ASSISTS, GAME: 6 - Mar. 5, 1987 in a 10-2 Hartford win vs Boston.
MOST POINTS, GAME: 6 - Mar. 5, 1987 in a 10-2 Hartford win vs Boston (6a) and Oct. 8, 1989 in a 9-6 Hartford win at Quebec (3g,3a).
MOST PENALTY MINUTES, GAME: 16 - Nov. 7, 1992 in a 4-2 Pittsburgh loss at Toronto.

NHL Record

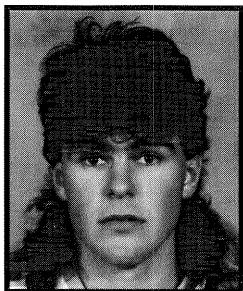
Team	GP	G	A	PTS	PIM	PPG
Boston	78	18	61	79	46	1.01
Buffalo	76	23	45	68	50	0.89
Calgary	32	10	34	44	16	1.38
Chicago	32	11	31	42	30	1.31
Detroit	32	16	23	39	17	1.22
Edmonton	31	13	24	37	21	1.19
Hartford	7	0	9	9	2	1.29
Los Angeles	35	13	23	36	10	1.03
Minnesota	30	12	31	43	20	1.43
Montreal	80	32	46	78	67	0.98
New Jersey	40	17	28	45	46	1.13
NY Islanders	40	11	12	23	24	0.58
NY Rangers	42	13	37	50	26	1.19
Ottawa	4	2	4	6	2	1.50
Philadelphia	42	13	39	52	29	1.24
Pittsburgh	28	14	28	42	19	1.50
Quebec	81	30	56	86	91	1.06
San Jose	5	2	6	8	0	1.60
St. Louis	29	11	24	35	18	1.21
Tampa Bay	2	0	3	3	0	1.50
Toronto	33	22	34	56	42	1.70
Vancouver	32	11	32	43	21	1.34
Washington	41	8	24	32	38	0.78
Winnipeg	30	9	21	30	24	1.00
TOTAL	882	311	675	986	659	1.12

Amateur and Professional Record

Season	Team	League	Regular Season					Playoffs				
			GP	G	A	PTS	PIM	GP	G	A	PTS	PIM
1980-81	S.S. Marie (a)	OHL	64	26	43	69	33	19	7	8	15	34
1981-82	S.S. Marie	OHL	25	18	30	48	46	-	-	-	-	-
1982-83	Hartford	NHL	59	25	43	68	51	-	-	-	-	-
1983-84	Hartford	NHL	79	31	59	90	60	-	-	-	-	-
1984-85	Hartford	NHL	72	23	60	83	45	-	-	-	-	-
1984-85	Hartford	NHL	80	24	57	81	66	-	-	-	-	-
1985-86	Hartford	NHL	53	24	53	77	24	10	1	2	3	4
1986-87	Hartford	NHL	75	30	63	93	45	6	2	2	4	6
1987-88	Hartford	NHL	80	25	50	75	89	6	2	5	7	2
1988-89	Hartford	NHL	69	29	48	77	36	4	0	2	2	0
1989-90	Hartford	NHL	80	32	69	101	73	7	3	3	6	8
1990-91	Hartford (b)	NHL	67	21	55	76	51	-	-	-	-	-
1990-91	PITTSBURGH	NHL	14	2	9	11	21	24	7	10	17	24
1991-92	PITTSBURGH	NHL	70	21	33	54	151	21	8	19	27	6
1992-93	PITTSBURGH	NHL	84	24	76	100	68	12	6	11	17	19
NHL TOTALS			882	311	675	986	659	90	29	54	83	69
PGH TOTALS			168	47	118	165	240	57	21	40	61	49

* - League-leading figure

- a - June, 1981 - Drafted by Hartford in 1981 NHL Entry Draft. First Whalers choice, fourth overall, first round.
 b - March 4, 1991 - Traded to Pittsburgh by Hartford with Ulf Samuelsson and Grant Jennings for John Cullen, Zarek Zalapski and Jeff Parker.



JAROMIR JAGR

68

Right Wing

HT/WT: 6' 2" 208 lbs. **Shoots:** Left **Age:** 21

Born: Kladno, Czechoslovakia, February 15, 1972

Acquired: Pittsburgh's first round choice, fifth overall, in 1990 Entry Draft.

1992-93: Set single-season career highs in goals (34), assists (60) and points (94)...Ranked fourth on the team in goals and fifth in points...Finished fourth on the team and second among forwards with a plus 30...Ranked second on the team with nine game-winning goals...Recorded a point in 52 of the 81 games he played, not going for more than four consecutive games without recording a point...Scored two goals in overtime (Dec. 17 at Philadelphia and Mar. 11 vs the Kings)...Matched his career high, with a seven-game scoring streak from December 12 to 27, recording 10 points (6+4)...Recorded his first career short-handed goal on November 21 vs the Devils...Recorded 32 multiple point games, including three multiple goal games...Was stopped by Don Beaupre on a penalty shot on January 26 vs the Capitals...Set a club record for the most shots on goal by a player in a period, with seven in the third period on November 7 at Toronto...Ranked third on the team with 242 shots on goal...16 of his 34 goals were scored in 36 games vs Patrick Division teams...Suffered a separated shoulder on February 23 vs the Devils and missed the next three games. **PLAYOFFS:** Played in all 12 games, recording nine points (5+4)...Was tied for fourth on the team in goals and was third with 23 penalty minutes.

NHL CAREER: Pittsburgh's first choice, fifth overall, in the 1990 NHL Entry Draft...In 1990-91, was named to the NHL All-Rookie Team, finishing third among rookies in goals (27), fifth in assists (30) and fourth in points (57)...Recorded his first NHL hat trick on Feb. 2 vs Boston, becoming the youngest player in club history to record three goals in a game...Recorded 37 of his 57 points in the second half of the season...Led all rookies with 13 points and 10 assists in the playoffs...Set an NHL playoff record for the most assists by a rookie in the Stanley Cup Finals, recording five vs Minnesota...In 1991-92, ranked fourth on the team in goals, scoring 32 and was fifth in points with 69...Recorded 22 multiple point games, including six multiple goal games...The Penguins were 17-7-2 in games that he scored

a goal...Recorded 15 of his 32 goals vs Patrick Division teams and 17 of his 32 goals in the third period of games...Received a 10-game suspension from the NHL on Jan. 27 for physical abuse of an official on Jan. 26 at Washington...Finished with a plus 12 rating, which was tied for the fourth best on the team...In the playoffs, finished fourth in league playoff scoring with 24 points and fourth in goals with 11...Had a nine-game scoring streak from May 7-26, recording 15 points (7+8)...Scored on the first-ever Penguins penalty shot in the playoffs on May 11 vs John Vanbiesbrouck of the NY Rangers...Scored in overtime in Game One on May 17 vs Boston in the Wales Conference Finals...Only the third player in NHL playoff history to score in overtime and on a penalty shot in the same year and only the fifth player in league playoff history to score in overtime and on a penalty shot in his career...Ranked second in the NHL with four game-winning goals in the playoffs...Had a point in 16 of the 21 playoff games.

CZECHOSLOVAKIA CAREER: In 1989-90, led Kladno with 60 points in 51 games...Led his team in goals (30) and finished second in assists (30).

INTERNATIONAL CAREER: Played for the 1990 Czechoslovakian team in the World Junior Tournament, held in Helsinki, Finland...Finished second in tournament scoring with 18 points (5+13) and was selected to the tournament all-star team...Played for the Czechoslovakian team at the 1990 World Championships in Switzerland...Was a member of the Czechoslovakian 1991 Canada Cup Team.

PERSONAL: Spent most of the off-season in his hometown of Kladno, Czechoslovakia...Was the first Czechoslovakian player to attend an NHL draft without having to defect...Enjoys listening to music and playing video games...Likes to travel...Is interested in Czechoslovakian history...His mother lived with him in Pittsburgh last season...Has one sister.



Career Highlights

MILESTONES ACHIEVED: 200th point (3/20/93 vs Philadelphia) ... 200th Game (1/26/93 vs Washington) ... 100th assist (1/19/93 at Vancouver).

MILESTONES WITHIN REACH: (current total): 100 goals (93); 200 assists (127); 300 points (220); 300 games (231).

CAREER HAT TRICKS: 1

FIRST NHL GAME: Oct. 5, 1990 - a 7-4 win at Washington.

FIRST NHL POINT: Oct. 7, 1990 - a goal in a 7-4 win vs New Jersey.

FIRST NHL GOAL: Oct. 7, 1990 vs Chris Terner.

MOST GOALS, GAME: 3-Feb. 2, 1991 in a 6-2 win vs Boston.

MOST ASSISTS, GAME: 3-Five times.

MOST POINTS, GAME: 4-Nov. 29, 1991 in a 9-3 win at Philadelphia (1g,3a) and Oct. 22,

1992 in a 9-6 win vs Detroit (1g,3a).

MOST PENALTY MINUTES, GAME: 15-Mar. 2, 1993 in a 5-4 loss at Philadelphia.

NHL Record


Team	GP	G	A	PTS	PIM	PPG
Boston	10	8	8	16	12	1.60
Buffalo	10	6	8	14	8	1.40
Calgary	8	4	4	8	6	1.00
Chicago	7	1	2	3	2	0.43
Detroit	7	3	4	7	0	1.00
Edmonton	9	4	7	11	2	1.22
Hartford	9	2	6	8	8	0.89
Los Angeles	7	2	0	2	4	0.29
Minnesota	7	3	2	5	2	0.71
Montreal	9	1	5	6	0	0.67
New Jersey	23	9	5	14	12	0.61
NY Islanders	20	14	10	24	6	1.20
NY Rangers	20	5	13	18	12	0.90
Ottawa	3	0	3	3	0	1.00
Philadelphia	20	7	17	24	21	1.20
Quebec	9	6	5	11	0	1.22
San Jose	5	2	5	7	2	1.40
St. Louis	6	1	0	1	2	0.17
Tampa Bay	1	0	2	2	2	2.00
Toronto	7	4	2	6	0	0.86
Vancouver	7	2	4	6	6	0.86
Washington	20	7	11	18	16	0.90
Winnipeg	7	2	4	6	14	0.86
TOTAL	231	93	127	220	137	0.95

Amateur and Professional Record

Season	Team	League	Regular Season				PIM	Playoffs				PIM
			GP	G	A	PTS		G	A	PTS		
1988-89	Kladno	CSSR	39	8	10	18	—	—	—	—	—	—
1989-90	Kladno (a)	CSSR	51	30	30	60	—	—	—	—	—	—
1990-91	PITTSBURGH (b)	NHL	80	27	30	57	42	24	3	10	13	6
1991-92	PITTSBURGH	NHL	70	32	37	69	34	21	11	13	24	6
1992-93	PITTSBURGH	NHL	61	34	60	94	61	12	5	4	9	23
NHL & PGH TOTALS			231	93	127	220	137	57	19	27	46	35

a - June, 1990 - Drafted by Pittsburgh in 1990 Entry Draft, First Penguins pick, fifth overall, first round.

b - NHL All-Rookie Team (1990-91)



GRANT JENNINGS

3

Defense

HT/WT: 6' 3" 200 lbs. **Shoots:** Left **Age:** 28

Born: Hudson Bay, Sask., May 5, 1965

Acquired: Traded by Hartford to Pittsburgh with Ron Francis and Ulf Samuelsson for John Cullen, Zarley Zalapski and Jeff Parker on March 4, 1991.

1992-93: Played in 58 games, the second highest number of games he has played in a season (64 in 1989-90)...Was a plus or even player in 43 of his 58 games... Finished the season with a plus six rating...Recorded his 600th career penalty minute on April 1 vs Hartford...Played in 100th career game with the Penguins on January 28 vs the NY Islanders...Recorded a season-high six shots on February 14 at Buffalo...Missed one game due to injury: foot...**PLAYOFFS:** Played in all 12 games, recording eight penalty minutes and a plus one rating.

NHL CAREER: Signed in June of 1985 as a free agent by Washington...Played in his first NHL game in the 1988 playoffs for the Capitals...Acquired in July of 1988 by Hartford from Washington...In 1988-89, played in 55 games with Hartford, compiling a plus 17 rating, the best among NHL rookie defensemen...Recorded career-highs in assists (10) and points (13)...Missed 19 games due to a shoulder injury...Set a Whalers rookie record with 159 penalty minutes...In 1989-90 played in a career-high 64 games, missing 15 games due to injuries...In 1990-91 was acquired by Pittsburgh in a six player trade on March 4...Scored his first goal as a Penguin in his first game on Mar. 5 vs Vancouver...Was a plus or even player in 10 of the 13 playoff games he played...In 1991-92 recorded a personal single-season career high with four

goals...Recorded two short-handed goals, which tied the club record for the most short-handed goals in a season by a defenseman... Recorded two goals on March 31 vs Philadelphia, the first two-goal game of his career...In the playoffs, played in 10 of the club's 21 playoff games, recording no points and 12 penalty minutes.

MINOR LEAGUE CAREER: Played most of three consecutive seasons with Binghamton (AHL) under coach Larry Pleau...His best season was 1987-88, when he recorded 14 points (2+12) and 195 penalty minutes in 56 games.

JUNIOR CAREER: Played with Saskatoon (WHL), where he was a teammate of Joe Kocur (NY Rangers) and Wendel Clark (Toronto)...Played only 46 games in 1984-85 due to a shoulder injury.

PERSONAL: Grant and wife Susan were married during the summer of 1992...Split the off-season between Melfot, Sask and Pittsburgh...Has an older brother and a younger sister ...Enjoys fishing and golf and took flying lessons during the summer months...Enjoys building radio controlled airplanes...Served as an instructor at two Pittsburgh area hockey schools during the summer...His grandfather - Harry Stacey - coached and played for Belgium in the 1936 Olympics.



Career Highlights

MILESTONES ACHIEVED: 200th Game (12/13/91 at New Jersey).
MILESTONES WITHIN REACH: (current total): 300 games (287).
FIRST NHL GAME: Oct. 6, 1988 - a 5-2 Hartford loss vs Quebec.
FIRST NHL POINT: Oct. 19, 1988 - an assist on a Dave Tippet goal in a 5-4 Hartford loss at Montreal.
FIRST NHL GOAL: Oct. 22, 1988 - in an 8-6 Hartford win vs Philadelphia vs Mark LaForest.
MOST GOALS, GAME: 2-Mar. 31, 1992 in a 6-5 Pittsburgh win vs Philadelphia.
MOST ASSISTS, GAME: 2-Four times.
MOST POINTS, GAME: 2-Six times.
MOST PENALTY MINUTES, GAME: 24-Dec. 26, 1989 in a 3-3 Hartford tie at Quebec.

NHL Record

Team	GP	G	A	PTS	PIM	PPG
Boston	22	1	1	2	32	0.09
Buffalo	16	0	2	2	39	0.13
Calgary	10	0	1	1	18	0.10
Chicago	11	2	2	4	35	0.36
Detroit	10	0	2	2	30	0.20
Edmonton	12	2	1	3	9	0.25
Hartford	5	0	0	0	5	0.00
Los Angeles	9	0	0	0	15	0.00
Minnesota	11	0	3	3	31	0.27
Montreal	19	0	3	3	44	0.16
New Jersey	13	1	0	1	25	0.08
NY Islanders	20	0	4	4	27	0.20
NY Rangers	18	1	1	2	58	0.11
Ottawa	3	0	0	0	2	0.00
Philadelphia	20	3	0	3	37	0.15
Pittsburgh	7	1	3	4	16	0.57
Quebec	18	0	4	4	105	0.22
San Jose	3	0	1	1	2	0.33
St. Louis	10	0	1	1	9	0.10
Tampa Bay	2	0	0	0	0	0.00
Toronto	8	0	2	2	8	0.25
Vancouver	12	1	1	2	26	0.17
Washington	20	0	1	1	26	0.05
Winnipeg	8	0	0	0	8	0.00
TOTAL	287	12	33	45	607	0.16


Amateur and Professional Record

Season	Team	League	GP	Regular Season				GP	Playoffs			
				G	A	PTS	PIM		G	A	PTS	PIM
1983-84	Saskatoon	WHL	64	5	13	18	102	-	-	-	-	-
1984-85	Saskatoon (a)	WHL	46	10	24	34	134	2	1	0	1	2
1985-86	Binghamton	AHL	51	0	4	4	109	-	-	-	-	-
1986-87	Fort Wayne	IHL	3	0	0	0	0	-	-	-	-	-
	Binghamton	AHL	47	1	5	6	125	13	0	2	2	17
1987-88	Washington (b)	NHL	-	-	-	-	-	1	0	0	0	0
	Binghamton	AHL	56	2	12	14	195	3	1	0	1	15
1988-89	Hartford	NHL	55	3	10	13	159	4	1	0	1	17
	Binghamton	AHL	2	0	0	0	2	-	-	-	-	-
1989-90	Hartford	NHL	64	3	6	9	171	7	0	0	0	13
1990-91	Hartford (c)	NHL	44	1	4	5	82	-	-	-	-	-
	PITTSBURGH	NHL	13	1	3	4	25	13	1	1	2	16
1991-92	PITTSBURGH	NHL	53	4	5	9	104	10	0	0	0	12
1992-93	PITTSBURGH	NHL	58	0	5	5	65	12	0	0	0	8
NHL TOTALS			287	12	33	45	607	47	3	1	3	66
PGH TOTALS			124	5	13	18	195	35	1	1	2	36

a - June 25, 1985 - Signed as a free agent by Washington.

b - July 6, 1988 - Traded with Ed Kastelic by Washington to Hartford for Neil Sheehy and Mike Millar.

c - March 4, 1991 - Traded with Ron Francis and Ulf Samuelsson by Hartford to Pittsburgh for John Cullen, Zarley Zalapski and Jeff Parker.



MARTY MCSORLEY 33

Defense

HT/WT: 6' 1" 235 lbs. **Shoots:** Right **Age:** 30

Born: Hamilton, Ont., May 18, 1963

Acquired: Traded by Los Angeles to Pittsburgh for Shawn McEachern on August 27, 1993.

1992-93: Set his single-season career-high with 41 points (15+26)...Tied his career-high in goals (15), set in 1989-90...Led the NHL with a career-high 399 penalty minutes...Led the Kings with three short-handed goals...Ranked third on the team in points among defensemen...Recorded six multiple point games, including two three-point games...Recorded two season-long three-game scoring streaks...Was a plus or even player in 53 of the 81 games he played. **PLAYOFFS:** Recorded 10 points (4+6) in 24 games, as the Kings went to the Stanley Cup Finals...Set career playoff highs in points and assists, while tying his high for goals, set in 1986-87...Was tied for the playoff lead in goals by a defenseman...Led all players in the playoffs with 60 penalty minutes.

NHL CAREER: Signed as a free agent by the Penguins in July, 1982...In **1983-84** played in 72 games as a rookie for the Penguins and finished second on the team with 224 penalty minutes...In **1984-85** started the season with Pittsburgh, before being assigned to Baltimore (AHL) on November 28...Was traded to the Edmonton Oilers on September 12, 1985...Began the **1985-86** season with the Oilers, before being assigned to Nova Scotia (AHL) on November 13...Recalled by the Oilers on November 29 and remained with the Oilers for the rest of the season...Finished second on the team in penalty minutes with 265...In **1986-87**, played in only 41 games with the Oilers due to sprained left knee suffered on January 9...Was assigned to Nova Scotia on February 12 for a two-week conditioning period...Played in 21 playoff games, recording seven points as the Oilers won the Stanley Cup...In **1987-88**, recorded a career-high nine-game scoring

streak from December 11-30, recording six goals and four assists...Missed 15 games with knee strain in the month of November...Played in 16 playoff games as the Oilers won the Stanley Cup...Was part of the trade that sent Wayne Gretzky from Edmonton to Los Angeles in August of 1988...In **1988-89**, his first season with the Kings, led them with 350 penalty minutes...Played most of the season on right wing...Missed 12 games with knee and shoulder injuries...In **1989-90**, again led the team in penalty minutes with 322, while playing on the blueline...Scored a career-high 15 goals...In **1990-91** was tied with Theo Fleury (Calgary) with the best plus/minus rating in the NHL (+48)...Had a career-high 32 assists...Missed 16 games due to various injuries, including 10 games with a rib injury...In **1991-92** led the Kings in penalty minutes with 268.

MINOR LEAGUE CAREER: Spent parts of four seasons in the American Hockey League, only once playing in more than 10 games.

JUNIOR CAREER: Was a non-drafted player in the OHL, but was given a tryout by the Belleville Bulls...Made the team in **1981-82** and was second on the team with 234 penalty minutes...In **1982-83**, led his team with 183 penalty minutes, while leading team defensesmen in scoring with 51 points...Played in the 1983 OHL All-Star Game...Was the first Belleville Bull to play in the NHL.

PERSONAL: Marty is single and spent most of the summer in Los Angeles...Has six brothers and three sisters...Is active in the NHL Players' Association...His favorite player growing up was Bobby Orr.



Career Highlights

MILESTONES ACHIEVED: 600th game (4/13/93 at Vancouver)...200th point (10/31/92 at Hartford)...100th assist (2/20/91 vs Quebec).

MILESTONES WITHIN REACH: (Current Total): 200 assists (158).

FIRST NHL GAME: Oct. 8, 1983 - a 6-1 Pittsburgh loss vs NY Rangers.

FIRST NHL GOAL: Jan. 20, 1984 - a 6-3 Pittsburgh win at NY Rangers vs Steve Weeks.

FIRST NHL POINT: Oct. 14, 1983 - an assist on a Mitch Lamoureux goal in a 4-0 Pittsburgh win at Washington.

MOST GOALS, GAME: 2-Four times.

MOST ASSISTS, GAME: 5-Feb. 2, 1991 - in a 9-1 Los Angeles win vs Vancouver.

MOST POINTS, GAME: 6-Feb. 2, 1991 - in a 9-1 Los Angeles win vs Vancouver (1g,5a).

NHL Record

Team	GP	G	A	PTS	PIM	PPG
Boston	21	1	1	2	75	0.10
Buffalo	19	2	6	8	48	0.42
Calgary	48	6	8	14	384	0.31
Chicago	24	12	7	19	102	0.79
Detroit	24	0	5	5	95	0.21
Edmonton	36	8	12	20	229	0.56
Hartford	21	4	10	14	78	0.67
Los Angeles	23	3	5	8	88	0.35
Minnesota	22	1	8	9	65	0.41
Montreal	27	1	1	2	115	0.07
New Jersey	24	4	3	7	121	0.29
NY Islanders	26	2	5	7	68	0.27
NY Rangers	24	3	3	6	110	0.25
Ottawa	2	2	2	4	6	2.00
Philadelphia	27	5	7	12	135	0.44
Pittsburgh	20	4	6	10	34	0.50
Quebec	20	0	3	3	68	0.15
San Jose	12	1	5	6	52	0.50
St. Louis	22	3	8	11	19	0.50
Tampa Bay	3	0	0	0	12	0.00
Toronto	21	2	5	7	56	0.33
Vancouver	59	9	25	34	240	0.58
Washington	25	1	9	10	79	0.40
Winnipeg	51	4	14	18	167	0.35
TOTAL	601	78	158	236	2446	0.39

Amateur and Professional Record

Season	Team	League	GP	Regular Season				Playoffs				
				G	A	PTS	PIM	GP	G	A	PTS	PIM
1981-82	Belleville (a)	OHL	58	6	13	19	234	-	-	-	-	-
1982-83	Belleville	OHL	70	10	41	51	183	4	0	0	0	7
	Baltimore	AHL	2	0	0	0	22	-	-	-	-	-
1983-84	PITTSBURGH	NHL	72	2	7	9	224	-	-	-	-	-
1984-85	PITTSBURGH (b)	NHL	15	0	0	0	15	-	-	-	-	-
	Baltimore	AHL	58	6	24	30	154	14	0	7	7	47
1985-86	Edmonton	NHL	59	11	12	23	265	8	0	2	2	50
	Nova Scotia	AHL	9	2	4	6	34	-	-	-	-	-
1986-87	Edmonton	NHL	41	2	4	6	159	21	4	3	7	65
	Nova Scotia	AHL	7	2	2	4	48	-	-	-	-	-
1987-88	Edmonton (c)	NHL	60	9	17	26	223	16	0	3	3	67
1988-89	Los Angeles	NHL	66	10	17	27	350	11	0	2	2	33
1989-90	Los Angeles	NHL	75	15	21	36	322	10	1	3	4	18
1990-91	Los Angeles (d)	NHL	61	7	32	39	221	12	0	0	0	58
1991-92	Los Angeles	NHL	71	7	22	29	268	6	1	0	1	21
1992-93	Los Angeles (e)	NHL	81	15	26	41	399 *	24	4	6	10	60
NHL TOTALS			601	78	158	236	2446	108	10	19	29	372
PGH TOTALS			87	2	7	9	239	-	-	-	-	-

* - League-leading figure


a - July 30, 1982 - Signed as a free agent by Pittsburgh.

b - September 12, 1985 - Traded with Tim Hryniewicz by Pittsburgh to Edmonton for Gilles Meloche.

c - August 9, 1988 - Traded with Wayne Gretzky and Mike Krushelnyski by Edmonton to Los Angeles for Jimmy Carson, Martin Gellinas, Los Angeles' first round choices in 1989, 1991 and 1993 Entry Drafts.

d - Co-Winner of Alka-Seltzer Plus Award (1990-91).

e - August 27, 1993 - Traded by Los Angeles to Pittsburgh for Shawn McEachern.



JOE MULLEN

7

Right Wing

Ht/Wt: 5' 9" 180 lbs. **Shoots:** Right **Age:** 36

Born: New York, New York, February 26, 1957

Acquired: Traded by Calgary to Pittsburgh for Pittsburgh's second round choice in 1990 Entry Draft on June 16, 1990.

1992-93: Ranked fifth on the team with 33 goals...Was the ninth time in his 12 NHL seasons that he has recorded 30 or more goals...Recorded his 900th career point on February 27 vs the Tampa Bay Lightning, becoming the 49th player and the first American-born player to record 900 points...Scored three goals on April 9 at the New York Rangers, his 11th career hat trick...Played in his 800th career game on January 7 vs the Minnesota Stars...Missed the first 11 games of the season due to a strained knee ligament suffered during the 1992 playoffs...**PLAYOFFS:** Recorded six points (4+2) in 12 games in the 1993 playoffs...Recorded his 100th career playoff point on May 4 vs the Islanders, only the 40th player in NHL history to record 100 points in the playoffs.

NHL CAREER: Signed as a free agent by St. Louis in August of 1979...In 1981-82 became the first player to record over 20 goals in both the NHL (25 with St. Louis) and in the minor leagues (21 with Salt Lake) in the same season...During the 1982-83 season, suffered torn knee ligaments on Jan. 29 and missed the rest of the season...In 1983-84 set an NHL record for goals by an American-born player (since been broken) with 41...In 1984-85, recorded 92 points (40+52), the second highest point total of his career...In 1985-86 was traded by St. Louis to Calgary...Led all playoff scorers with 12 goals, while finishing third in playoff points (19)...In 1986-87 scored 47 goals and won the Lady Byng Memorial Trophy...Was the first US-born player to win the Byng Trophy since 1936...Led the NHL with 12 game-winning goals...In 1987-88 scored 40 goals, the fifth consecutive season with over 40 goals...In 1988-89 set an NHL record for points by an American-born player (since been broken) with 110 points...Recorded a career-high in goals (51), assists (59) and points...Became the second oldest player to record 50 goals in NHL history...Played in the 1989 All-Star Game, recording three points (2+1)...Was selected to the NHL First All-Star Team and won his second Lady Byng Memorial Trophy...Is one of 13 players to have won the Lady Byng Memorial Trophy more than once...Led the NHL with a plus 51...In the 1989 playoffs, led all players with 16 goals, while helping Calgary win the Stanley Cup...In 1989-90 became the all-time leading American-born scorer, recording his 686th point on Jan. 13 at Toronto, passing Neil Broten...Recorded two points (1+1) in the 1990 All-Star Game in Pittsburgh...Acquired from Calgary by Pittsburgh in June of 1990...In 1990-91 missed the final 31 games of the regular season after

having surgery on Feb. 6 to remove a herniated disk from his neck...Returned for the playoffs to record 17 points (8+9) in 22 games...Was tied for the playoff lead with a plus 17 rating...During the 1991-92 season ranked third on the team with 42 goals, his seventh season with 40 or more goals...Scored his 400th career goal on Mar. 17 vs Edmonton, becoming the first American-born player to record 400 career goals...Recorded back-to-back four goal games on Dec. 23 at the NY Islanders and Dec. 26 vs Toronto to become the first player in club history to accomplish this...Suffered a strained knee ligament on May 5 in Game Two of the Patrick Division Finals at the NY Rangers and missed the remainder of the playoffs...Had surgery to repair the ligament on May 12.

MINOR LEAGUE CAREER: In 1979-80, playing with Salt Lake (CHL), was named the CHL's top rookie...During the 1980-81 season with Salt Lake, he led the CHL in scoring with 117 points and was named the CHL's MVP.

AMATEUR CAREER: In 1974-75, playing for the New York Westsiders, led the league in points with 182, including scoring 110 goals in 40 games...Was named the MVP of his league that season...During the 1975-76 season at Boston College, recorded 34 points (16+18) to finish fourth on the team in scoring as a freshman...In 1976-77, led Boston College with 28 goals and was tied for second on the team in points with 54...In 1977-78, recorded 68 points (34+34) during the season...Was named the 1978 ECAC Tournament MVP as he helped Boston College win the ECAC Tournament...In 1978-79 was named to the ECAC First All-Star Team for the second consecutive season...In his four-year career at Boston College, recorded 212 points in 111 games.

INTERNATIONAL CAREER: Played for Team USA in the 1984, 1987 and 1991 Canada Cups...Is one of only six players to have played for Team USA in three Canada Cups...Is Team USA's all-time scoring leader in Canada Cup competition, recording 12 points (6+6).

PERSONAL: Joe and wife Linda have three sons, Ryan (11), Michael (10), Patrick (7), and one daughter, Erin (2)...Spent the off-season in Cape Cod, Mass...Learned to play hockey in a roller hockey league...Grew up in Hell's Kitchen, a section of midtown Manhattan's west side...Brother Brian plays for the NY Islanders.



Career Highlights

FIRST NHL GAME: October 6, 1981 - a 6-2 St. Louis win vs Pittsburgh.
FIRST NHL POINT: October 6, 1981 - an assist on a Mike Zuke goal in a 6-2 St. Louis win vs Pittsburgh.
FIRST NHL GOAL: January 5, 1982 - in a 4-1 St. Louis win vs Minnesota and Gilles Meloche.
MILESTONES ACHIEVED: 300th game (1/7/93 vs Minnesota)...900th point (2/27/93) vs Tampa Bay)...400th goal (3/17/92 vs Edmonton)...400th assist (12/17/91) vs San Jose.
MILESTONES WITHIN REACH: (Current Total): 900 games (842); 900 assists (496); 1,000 points (919).
CAREER HAT TRICKS: 11.
MOST GOALS, GAME: 4 - Four times.
MOST ASSISTS, GAME: 3 - Nine times.
MOST POINTS, GAME: 6 - Jan. 5, 1989 in an 8-6 Calgary win vs Los Angeles (4g,2a) and Dec. 26, 1991 in a 12-1 Pittsburgh win vs Toronto.
MOST PENALTY MINUTES, GAME: 10 - Feb. 16, 1992 in a 3-3 Pittsburgh tie at Philadelphia.

NHL Record

Team	GP	G	A	PTS	PIM	PPG
Boston	33	12	19	31	2	0.94
Buffalo	31	19	20	39	8	1.25
Calgary	17	7	9	16	0	0.94
Chicago	41	22	22	44	6	1.07
Detroit	50	29	27	56	8	1.12
Edmonton	53	27	31	58	10	1.09
Hartford	28	16	13	29	6	1.04
Los Angeles	54	39	30	69	17	1.28
Minnesota	52	27	32	59	4	1.13
Montreal	28	8	11	19	12	0.68
New Jersey	43	19	28	47	15	1.09
NY Islanders	41	22	19	41	4	1.00
NY Rangers	42	24	27	51	18	1.21
Ottawa	3	2	1	3	0	1.00
Philadelphia	40	17	20	37	10	0.93
Pittsburgh	24	12	23	35	6	1.45
Quebec	31	16	13	29	10	0.94
San Jose	5	2	3	5	4	1.00
St. Louis	19	11	11	22	0	1.16
Tampa Bay	2	2	1	3	0	1.50
Toronto	50	36	36	72	12	1.44
Vancouver	51	22	36	58	10	1.14
Washington	45	10	18	28	4	0.62
Winnipeg	59	32	36	68	26	1.15
TOTAL	842	433	486	919	192	1.09

Amateur and Professional Record

Season	Team	League	Regular Season				Playoffs					
			GP	G	A	PTS	PIM	GP	G	A	PTS	PIM
1974-75	NY Westsiders	NYMJHL	40	110	72	182 *	20	-	-	-	-	-
1975-76	Boston College	ECAC	24	16	18	34	4	-	-	-	-	-
1976-77	Boston College	ECAC	28	28	26	54	8	-	-	-	-	-
1977-78	Boston College (a)	ECAC	34	34	34	68	12	-	-	-	-	-
1978-79	Boston College (ab)	ECAC	25	32	24	56	8	-	-	-	-	-
1979-80	Salt Lake (cd)	CHL	75	40	32	72	21	13	9 *	11	20	0
	St. Louis	NHL	-	-	-	-	-	1	0	0	0	0
1980-81	Salt Lake (ef)	CHL	80	59	58	117 *	8	17	11	9	20	0
1981-82	Salt Lake	CHL	27	21	27	48	12	-	-	-	-	-
	St. Louis	NHL	45	25	34	59	4	10	7	11	18	4
1982-83	St. Louis	NHL	49	17	30	47	6	-	-	-	-	-
1983-84	St. Louis	NHL	80	41	44	85	19	6	2	0	2	0
1984-85	St. Louis	NHL	79	40	52	92	6	3	0	0	0	0
1985-86	St. Louis(g)	NHL	48	28	24	52	10	-	-	-	-	-
	Calgary	NHL	29	16	22	38	11	21	12 *	7	19	4
1986-87	Calgary (h)	NHL	79	47	40	87	14	6	2	1	3	0
1987-88	Calgary	NHL	80	40	44	84	30	7	2	4	6	10
1988-89	Calgary (hij)	NHL	79	51	59	110	16	21	16 *	8	24	4
1989-90	Calgary	NHL	78	36	33	69	26	6	3	0	3	0
1990-91	PITTSBURGH (k)	NHL	47	17	22	39	6	22	8	9	17	4
1991-92	PITTSBURGH	NHL	77	42	45	87	30	9	3	1	4	4
1992-93	PITTSBURGH	NHL	72	33	37	70	14	12	4	2	6	6
NHL TOTALS			842	433	486	919	192	124	59	43	102	36
PGH TOTALS			196	92	104	196	50	43	15	12	27	14

* - League-leading figure

a - ECAC First All-Star Team (1977-78 & 1978-79)

b - August 16, 1979 - Signed as a free agent by St. Louis.

c - CHL Second All-Star Team (1979-80)

d - Won McKenzie Trophy (CHL's 1979-80 Top Rookie)

e - CHL First All-Star Team (1980-81)

f - Won Tommy Ivan Trophy (CHL's 1980-81 MVP)


g - February 1, 1986 - Traded by St. Louis to Calgary with Terry Johnson and Rik Wilson for Ed Beers, Charlie Bourgeois and Gino Cavallini.

h - Won Lady Byng Trophy (1986-87 & 1988-89)

i - NHL First All-Star Team (1988-89)

j - NHL Plus-Minus Leader (1988-89)

k - June 16, 1990 - Traded by Calgary to Pittsburgh for Pittsburgh's second round choice in the 1990 Entry Draft.



LARRY MURPHY 55

Defense

Ht/Wt: 6' 2" 210 lbs. **Shoots:** Right **Age:** 32

Born: Scarborough, Ontario, March 8, 1961

Acquired: Traded by Minnesota to Pittsburgh with Peter Taglianetti for Jim Johnson and Chris Dahlquist on December 11, 1990.

1992-93: Finished third among all NHL defensemen in scoring with 85 points (22+63)...Was a finalist for the Norris Trophy (best defenseman) and was named to the NHL Second All-Star Team...Set single-season career highs for assists (63) and points (85)...With 22 goals, fell one short of tying his single-season career high set in 1986-87...Recorded over 20 goals for the fifth time in his career...Played in his 1,000th career game on February 27 vs the Tampa Bay Lightning...The Penguins record when he scored a goal was 16-2-1...Recorded 24 multiple point games, including three two-goal games...Ranked second in the NHL with a plus 45 rating and was a plus or even player in 62 of his 83 games...Was on the ice for 225 of the team's 367 goals (61.3%), including 83 of the team's 105 power play goals (79.0%)...Recorded 42 points (6+36) on the power play...Recorded his 800th career point on January 26 vs the Washington Capitals, to become only the ninth defenseman to accomplish this feat...Is one of only eight defensemen to record 600 assists in the NHL, recording his 600th on December 23 at Philadelphia...Missed one game due to an injury: back. **PLAYOFFS:** Recorded 13 points (2+11) in 12 playoff games, finishing second among defensemen in points during the playoffs...Led all NHL defensemen in assists in the playoffs with 11...His 52 career playoff points with the Penguins leads all Penguins defensemen in playoff scoring.

NHL CAREER: In the 1980 Entry Draft was selected by Los Angeles in the first round (4th overall)...In 1980-81, set NHL rookie records for defensemen with 76 points and 60 assists, which still stand today...Was runner-up to Peter Stastny for NHL Rookie of the Year...In 1981-82 ranked fourth on the Kings in scoring with 66 points (22+44)...During the 1982-83 season, became the Kings all-time leading scorer among defensemen, in only his third season...In 1983-84 was traded in October to Washington where he was paired with Rod Langway, leading the Capitals defensemen in scoring with 46 points (13+33)...In 1984-85, again led Washington defensemen in points with 55...In 1985-86, recorded 21 goals and 65 points to lead the Capitals defensemen in scoring...In 1986-87 was named to the NHL Second All-Star Team and was a finalist for the Norris Trophy...Led all NHL defensemen in goals with a career-high 23...Led the Capitals in points (81), assists (58)

and with a plus 25 rating...In 1987-88 finished third on the Capitals' team with 61 points...In 1988-89 was traded by Washington to Minnesota in March...In 1989-90, his only full season with Minnesota, finished seventh among NHL defensemen with 68 points...In 1990-91, was acquired by Pittsburgh in December, recording a point in 25 of the 44 games he played with the Penguins...In the 1991 playoffs, recorded 23 points (5+18), the fifth highest total in league playoff history by a defenseman...Recorded nine assists in the finals vs Minnesota, which is the highest total by a defenseman in a Stanley Cup Final series...Was tied for the league lead in the playoffs with a plus 17 rating...In 1991-92, finished fourth among all NHL defensemen with 77 points...Was tied for second among defensemen in the league with 21 goals...Finished tied for fifth in the NHL with a plus 33 rating and was a plus or even player in 56 of his 77 games...Tied club records for the most game-winning (3) and short-handed (2) goals by a defenseman in a single season...In the playoffs finished second among defensemen in scoring with 16 points (6+10), and was tied for the lead in goals with six...With six goals, set a club playoff record for the most goals in a single playoff season by a defenseman...Recorded 11 points (4+7) during an eight game-scoring streak from April 27 to May 11.

JUNIOR CAREER: In 1978-79, played on the Memorial Cup champion Peterborough Petes (OHA)...In 1979-80, playing again for Peterborough, was selected as the top defenseman in the OHA, as his team went to the Memorial Cup Finals...Was also selected to the OHA First All-Star Team.

INTERNATIONAL CAREER: Played in the World Championships in 1985 (Prague, Czechoslovakia) and in 1987 (Vienna, Austria) for Team Canada...Was a member of the tournament-winning Team Canada in the 1987 and 1991 Canada Cup Tournaments, recording nine points (1+8) in 16 career games.

PERSONAL: Larry and wife Nancy have two daughters, Madison (4 1/2 years) and Alexa (1 1/2 years)...Spent most of the off-season in Pittsburgh...Began to skate at the age of five...Was the youngest member of a Canadian Midget hockey team that visited Russia for the World Championships in 1976...Has one brother.



Career Highlights

MILESTONES ACHIEVED: 1000th game (2/27/93 vs Tampa Bay)...800th point (1/26/93 vs Washington)...600th assist (12/23/92 at Philadelphia)...200th goal (3/30/93 vs Ottawa).

MILESTONES WITHIN REACH: (Current Total): 1,100 games (1,020); 900th point (834).

FIRST NHL GAME: Oct. 11, 1980 - an assist in an 8-1 Los Angeles win vs Detroit.

FIRST NHL POINT: Oct. 11, 1980 - an assist in an 8-1 Los Angeles win vs Detroit.

FIRST NHL GOAL: Oct. 16, 1980 - in a 6-4 Los Angeles win vs Quebec vs Michel Dion.

MOST GOALS, GAME: 2 - 20 times.

MOST ASSISTS, GAME: 5 - Oct. 17, 1989 in a 6-3 Minnesota win at the NY Islanders.

MOST POINTS, GAME: 5 - Oct. 17, 1989 in a 6-3 Minnesota win at the NY Islanders (5a).

MOST PENALTY MINUTES, GAME: 22 - Oct. 17, 1990 in 5-2 Minnesota loss at Los Angeles.


NHL Record

Team	GP	G	A	PTS	PIM	PPG
Boston	40	4	25	29	46	0.73
Buffalo	40	9	18	27	50	0.68
Calgary	46	9	36	45	27	0.98
Chicago	44	8	33	41	44	0.93
Detroit	49	6	36	42	26	0.86
Edmonton	49	7	40	47	25	0.96
Hartford	37	8	23	31	57	0.84
Los Angeles	28	7	19	26	38	0.93
Minnesota	34	8	27	35	28	1.03
Montreal	38	10	11	21	10	0.55
New Jersey	81	15	48	63	67	0.78
NY Islanders	71	14	43	57	48	0.80
NY Rangers	74	15	32	47	50	0.64
Ottawa	4	2	1	3	0	0.75
Philadelphia	72	10	41	51	83	0.71
Pittsburgh	56	17	42	59	34	1.05
Quebec	39	8	25	33	30	0.85
San Jose	5	3	4	7	2	1.40
St. Louis	47	11	29	40	33	0.85
Tampa Bay	2	0	3	3	0	1.50
Toronto	48	8	24	32	25	0.67
Vancouver	45	5	26	31	63	0.69
Washington	29	8	22	30	22	1.03
Winnipeg	42	11	23	34	26	0.81
TOTAL	1020	203	631	834	834	0.82

Amateur and Professional Record

Season	Team	League	GP	Regular Season				Playoffs				
				G	A	PTS	PIM	GP	G	A	PTS	PIM
1978-79	Peterborough	OHA	66	6	21	27	82	19	1	9	10	42
1979-80	Peterborough (ab)	OHA	68	21	68	89	88	14	4	13	17	20
1980-81	Los Angeles	NHL	80	16	60	76	79	4	3	0	3	2
1981-82	Los Angeles	NHL	79	22	44	66	95	10	2	8	10	12
1982-83	Los Angeles	NHL	77	14	48	62	81	-	-	-	-	-
1983-84	Los Angeles (c)	NHL	6	0	3	3	0	-	-	-	-	-
1984-85	Washington	NHL	72	13	33	46	50	8	0	3	3	6
1985-86	Washington	NHL	79	13	42	55	51	5	2	3	5	0
1986-87	Washington (d)	NHL	78	21	44	65	50	9	1	5	6	6
1987-88	Washington	NHL	80	23	58	81	39	7	2	2	4	6
1988-89	Washington (e)	NHL	79	8	53	61	72	13	4	4	8	33
1989-90	Minnesota	NHL	65	7	29	36	70	-	-	-	-	-
1989-90	Minnesota	NHL	13	4	6	10	12	5	0	2	2	8
1990-91	Minnesota (f)	NHL	77	10	58	68	44	7	1	2	3	31
1991-92	PITTSBURGH	NHL	31	4	11	15	38	-	-	-	-	-
1991-92	PITTSBURGH	NHL	44	5	23	28	30	23	5	18	23	44
1992-93	PITTSBURGH (d)	NHL	77	21	56	77	50	21	6	10	16	19
1992-93	PITTSBURGH	NHL	83	22	63	85	73	12	2	11	13	10
NHL TOTALS			1020	203	631	834	834	123	28	68	96	177
PGH TOTALS			204	48	142	190	153	56	13	39	52	73

- a - June, 1980 - Drafted by Los Angeles in 1980 NHL Entry Draft. First Kings pick, fourth overall, first round.
b - OHA First All-Star Team (1979-80)
c - October 18, 1983 - Traded to Washington by Los Angeles for Ken Houston and Brian Engblom.
d - NHL Second All-Star Team (1986-87) & (1992-93)
e - March 7, 1989 - Traded to Minnesota by Washington with Mike Gartner for Dino Ciccarelli and Bob Rouse.
f - December 11, 1990 - Traded to Pittsburgh by Minnesota with Peter Taglianetti for Jim Johnson and Chris Dahlquist.



MIKE NEEDHAM 39

Right Wing

HT/WT: 5' 10" 185 lbs. **Shoots:** Right **Age:** 23

Born: Calgary, Alberta, April 4, 1970

Acquired: Pittsburgh's sixth round draft choice, 126th overall, in 1989 Entry Draft.

1992-93: Playing in his first season with the Penguins, recorded 13 points (8+5) in 56 games...Played in his first regular season game on October 6 vs the Philadelphia Flyers...Recorded his first NHL point (a goal) in his third game on October 13 vs Buffalo (vs Daren Puppa)... Recorded one multiple point game, with two points (1+1) on February 13 vs the Chicago Blackhawks...Scored two game-winning goals...The Penguins had a record of 9-1-2 in games that he recorded a point... Recorded eight points (4+4) in road games, while scoring five points (4+1) during home games...Played in 53 of the first 66 games, but played in only three of the final 18 games...Was assigned to Cleveland (IHL) on January 8 and was recalled on January 9...Played one game for Cleveland, scoring two goals...Missed 10 games due to injuries: knee (1), back (8) & foot (1). **PLAYOFFS:** Played in nine of the 12 games in the playoffs, recording one goal.


NHL CAREER: Drafted by Pittsburgh in the sixth round of the 1989 Entry Draft...Made his NHL debut during the 1992 playoffs, recording one goal in five playoff games...Was recalled on May 6 and played in his first NHL game on May 7 vs the NY Rangers in Game Three of the Patrick Division Finals...Scored his first NHL goal in his second game on May 8 vs the NY Rangers and Mike Richter...Played in four games of the Patrick Division Finals and the first game of the Wales Conference Finals vs the Boston Bruins.

JUNIOR CAREER: In 1987-88, while playing for Kamloops (WHL), finished fifth in scoring on the team with 64 points and tied for fourth in goals with 31 goals in 64 games...In 1988-89 finished fifth in team scoring with 51 points and fourth in goals with 24...In 1989-90 finished third on the team in scoring with 125 points (59+66)...Was named to the WHL West Division First All-Star Team.

MINOR LEAGUE CAREER: In 1990-91 recorded 45 points (14+31) in his first professional season with Muskegon (IHL)... In 1991-92, finished third on the team in points with 78...Was second on the team in goals with 41 and fourth in the league...In eight playoff games recorded eight points (4+4).

INTERNATIONAL CAREER: In the 1990 World Junior Tournament held in Helsinki, Finland, he helped the Canadian Junior Team win the gold medal...Recorded seven points (3+4) in seven games.

PERSONAL: Mike and wife Cathy spent the off-season in Fort Saskatchewan, Alberta... Enjoys camping, fishing, waterskiing and golfing...Worked at the Okanogan Hockey School in British Columbia...Followed the Edmonton Oilers as a youngster growing up...Would like to own and operate a fishing lodge in British Columbia...Has a younger sister.



Career Highlights

MILESTONES WITHIN REACH: (Current Total): 100 games (56).
FIRST NHL GAME: Oct. 6, 1992 - a 3-3 Pittsburgh tie vs Philadelphia.
FIRST NHL POINT: Oct. 13, 1992 - a goal in a 6-5 Pittsburgh win vs Buffalo.
FIRST NHL GOAL: Oct. 13, 1992 - in a 6-5 Pittsburgh win vs Buffalo vs Daren Puppa.
MOST GOALS, GAME: 1-Eight times.
MOST ASSISTS, GAME: 1-Five times.
MOST POINTS, GAME: 2-Feb. 13, 1993 in a 4-1 Pittsburgh win vs Chicago (1g,1a).
MOST PENALTY MINUTES, GAME: 4-Nov. 13, 1992 in a 8-0 Pittsburgh loss at Detroit and Dec. 5 in a 9-4 Pittsburgh win at San Jose.


NHL Record

Team	GP	G	A	PTS	PIM	PPG
Boston	3	0	0	0	0	0.00
Buffalo	3	1	0	1	0	0.33
Calgary	2	0	1	1	0	0.50
Chicago	2	1	1	2	0	1.00
Detroit	2	0	0	0	4	0.00
Edmonton	2	0	0	0	0	0.00
Hartford	2	1	0	1	0	0.50
Los Angeles	1	0	0	0	0	0.00
Minnesota	2	0	0	0	0	0.00
Montreal	2	0	0	0	0	0.00
New Jersey	6	0	1	1	0	0.17
NY Islanders	5	0	0	0	0	0.00
NY Rangers	4	2	1	3	2	0.75
Ottawa	3	2	0	2	0	0.67
Philadelphia	3	0	0	0	2	0.00
Quebec	1	0	0	0	0	0.00
San Jose	1	1	0	1	4	1.00
St. Louis	2	0	0	0	2	0.00
Tampa Bay	1	0	0	0	0	0.00
Toronto	-	-	-	-	-	-
Vancouver	2	0	0	0	0	0.00
Washington	5	0	1	1	0	0.20
Winnipeg	2	0	0	0	0	0.00
TOTAL	56	8	5	13	14	0.23

Amateur and Professional Record

Season	Team	League	Regular Season					Playoffs				
			GP	G	A	PTS	PIM	GP	G	A	PTS	PIM
1986-87	Kamloops	WHL	3	1	2	3	0	11	2	1	3	5
1987-88	Kamloops	WHL	64	31	33	64	93	5	0	1	1	5
1988-89	Kamloops (a)	WHL	49	24	27	51	55	16	2	9	11	13
1989-90	Kamloops (b)	WHL	60	59	66	125	75	17	11	13	24	10
1990-91	Muskegon	IHL	65	14	31	45	17	5	2	2	4	5
1991-92	PITTSBURGH	NHL	-	-	-	-	-	5	1	0	1	2
1991-92	Muskegon	IHL	80	41	37	78	83	8	4	4	8	6
1992-93	Cleveland	IHL	1	2	0	2	0	-	-	-	-	-
1992-93	PITTSBURGH	NHL	56	8	5	13	14	9	1	0	1	2
NHL & PGH TOTALS			56	8	5	13	14	14	2	0	2	4

a - June, 1989 - Drafted by Pittsburgh Penguins in 1989 NHL Entry Draft. Seventh Penguins choice, 126th overall, sixth round.
b - WHL West Division First All-Star Team.



JIM PAEK

2

Defense

Ht/Wt: 6' 1" 195 lbs. **Shoots:** Left **Age:** 26

Born: Seoul, Korea, April 7, 1967

Acquired: Pittsburgh's ninth round choice, 170th overall in 1985 Entry Draft.

1992-93: Set personal single-season career highs in games played (77), goals (3), assists (15), points (18) and penalty minutes (64)...Was third on the team among defensemen in scoring...Finished 10th on the team with a plus 13 rating, fourth among defensemen...Was a plus or even player in 56 of his 77 games...Recorded one multiple point game, recording two assists on December 27 at Buffalo...Did not miss any games due to injury during the season...Is one of only six players drafted in the ninth round or later in the 1985 Entry Draft to have played in the NHL last season. **PLAYOFFS:** Did not play during the 1993 playoffs.

NHL CAREER: Drafted in the 1985 Entry Draft by the Penguins in ninth round (170th overall)...Only one player in club history who has been drafted 170th or below by the Penguins has played more games with the team (Dave Hannan)...Started the 1990-91 season with Pittsburgh, playing in three of the first 12 games, before being assigned to the Canadian National Team on October 30...Returned to the Penguins prior to the start of the playoffs...Played in eight games during the playoffs, including the last five games of the finals vs Minnesota...Scored his first NHL goal in Game Six of the finals...In 1991-92, his first full season in the NHL, scored first NHL regular season goal on March 3 at Calgary vs Trevor Kidd...Was a plus or even player in 35 of the 50 games he played...Had surgery on January 23 to repair tendon damage in his little finger on his left hand...Injured the hand on January 10 at Calgary...Missed 14 games with the injury...Won the Michel Briere Memorial Trophy as the Penguins Rookie of the year...In the playoffs, led the team with a plus 10 rating in the playoffs which also led all rookies in the playoffs...Was a plus or even player in 18 of

the 19 playoff games he played...Had an assist in each of the final three games vs Chicago, including an assist on the Stanley Cup winning goal in Game Four.

INTERNATIONAL CAREER: In 1990-91, played 48 games with Team Canada, recording 14 points (2+12).

MINOR LEAGUE CAREER: In 1987-88, his first season with Muskegon (IHL), was the team's leading scorer among defensemen with 59 points (7+52)...Finished second overall on the team with 52 assists...Was named Muskegon's Rookie of the Year...In 1988-89 recorded 57 points (3+54) while helping Muskegon win the Turner Cup Championship...In 1989-90, led Muskegon defenseman in scoring with 50 points (9+41).

JUNIOR CAREER: In 1986-87 was the captain of the Oshawa Generals and was named the team's best defenseman...Played in OHL All-Star Game in 1987...Played three seasons with Oshawa (OHL) recording 63 points (12+51)...At Oshawa, played with Kirk McLean (Vancouver), Derek King (NY Islanders) and current Penguins teammate Jeff Daniels.

PERSONAL: Jim split the summer months between Pittsburgh and Toronto...Bought a home in the South Hills during the off season...His jersey hangs in the NHL Hall of Fame to commemorate being the first Korean-born player in the NHL...Has traveled to Korea during the past couple summers to run his own hockey school...Is very involved in the Penguins community program, and was honorary chairman for the USX/Penguins Blood Drive last summer...Has two sisters and one brother.



Career Highlights

FIRST NHL GAME: Oct. 13, 1990 - a 6-4 Pittsburgh win at NY Islanders.

FIRST NHL POINT: Oct. 15, 1991 - an assist on Mark Recchi's goal in a 7-6 Pittsburgh overtime win at NY Islanders.

FIRST NHL GOAL: Mar. 3, 1992 - in a 6-3 Pittsburgh win at Calgary vs Trevor Kidd.

MILESTONES WITHIN REACH: (Current Total): 200 games (129).

MOST GOALS, GAME: 1-Four times.

MOST ASSISTS, GAME: 2-Dec. 27, 1992 in a 4-2 win at Buffalo.

MOST POINTS, GAME: 2-Dec. 27, 1992 in a 4-2 win at Buffalo (2a).

MOST PENALTY MINUTES, GAME: 12-Oct. 5, 1991 in a 5-4 Pittsburgh win at Buffalo and Jan. 19, 1993 in a 5-2 win at Vancouver.


NHL Record

Team	GP	G	A	PTS	PIM	PPG
Boston	7	0	1	1	2	0.14
Buffalo	6	0	2	2	14	0.33
Calgary	4	1	1	2	2	0.50
Chicago	3	0	1	1	0	0.33
Detroit	2	0	1	1	2	0.50
Edmonton	6	0	1	1	2	0.17
Hartford	4	0	0	0	0	0.00
Los Angeles	3	1	0	1	0	0.33
Minnesota	4	0	0	0	2	0.00
Montreal	4	0	0	0	2	0.00
New Jersey	15	0	1	1	8	0.07
NY Islanders	12	0	3	3	6	0.25
NY Rangers	10	0	2	2	11	0.20
Ottawa	3	0	0	0	0	0.00
Philadelphia	13	0	1	1	9	0.08
Quebec	4	0	1	1	2	0.25
San Jose	4	0	0	0	7	0.00
St. Louis	3	0	0	0	2	0.00
Tampa Bay	2	0	2	2	2	1.00
Toronto	4	0	1	1	6	0.25
Vancouver	2	2	0	2	14	1.00
Washington	10	0	4	4	14	0.40
Winnipeg	4	0	0	0	2	0.00
TOTAL	129	4	22	26	109	0.20

Amateur and Professional Record

Season	Team	League	GP	Regular Season				Playoffs			
				G	A	PTS	PIM	GP	G	A	PTS
1984-85	Oshawa (a)	OHL	54	2	13	15	57	5	1	0	1
1985-86	Oshawa	OHL	64	5	21	26	122	6	0	1	1
1986-87	Oshawa	OHL	57	5	17	22	75	26	1	14	15
1987-88	Muskegon	IHL	82	7	52	59	141	6	0	0	0
1988-89	Muskegon	IHL	80	3	54	57	96	14	1	10	11
1989-90	Muskegon	IHL	81	9	41	50	115	15	1	10	11
1990-91	PITTSBURGH	NHL	3	0	0	0	9	8	1	0	1
	Team Canada		48	2	12	14	24	-	-	-	-
1991-92	PITTSBURGH	NHL	49	1	7	8	36	19	0	4	4
1992-93	PITTSBURGH	NHL	77	3	15	18	64	-	-	-	-
NHL & PGH TOTALS			129	4	22	26	109	27	1	4	5
										8	

a - June, 1985 - Drafted by Pittsburgh in 1985 Entry Draft. Ninth Penguins choice, 170th overall, ninth round.



MIKE RAMSEY

6

Defense

HT/WT: 6'3" 195 lbs. **Shoots:** Left **Age:** 32
Born: Minneapolis, Minnesota, December 3, 1960
Acquired: Traded by Buffalo to Pittsburgh for Bob Errey on March 22, 1993.

1992-93: Acquired by the Penguins on March 22 from Buffalo for Bob Errey...Played in 12 games with the Penguins following his trade, recording a plus 13...Scored his only goal with the Penguins on April 10 vs the New York Rangers...Played in 33 games with the Sabres, recording 10 points (2+8)...Played in his 900th career game on February 12 with the Sabres vs Vancouver...Missed 23 games due to injuries with the Sabres: shoulder (9), groin (4), hand (6) & knee (4). **PLAYOFFS:** Finished tied for third in the league with a plus 10 rating...Played in all 12 games, recording six assists.

NHL CAREER: Was drafted in the 1979 Entry Draft by the Sabres in the first round (11th overall)...In 1979-80, joined the Sabres in March following the Olympics...In 1980-81, his first full season in the NHL, played in 72 games, recording 17 points (3+14)...In 1981-82, played in all 80 games, recording 30 points (7+30)...Was named to replace John Van Boxmeer for the 1982 NHL All-Star Game...Won the Tim Horton Award as the Sabres Unsung Hero...In 1982-83, led the Sabres with a plus 19...Was voted by his teammates as the team's MVP...Played in the 1983 NHL All-Star Game...Led the Sabres in scoring in the playoffs with eight points...In 1983-84, was tied for second on the team with a plus 26...Scored the Sabres first ever regular season overtime goal on November 16 at Winnipeg...Scored a career-high nine goals...In 1984-85, led the Sabres with a plus 31...Played in the 1985 All-Star Game...In 1985-86 recorded 28 points (7+21), while recording a career-high 117 penalty minutes...In 1986-87 had a career-

high in assists with 31 and in points with 39...Was again named by his teammates as MVP...Was a member of NHL team that played at Rendez-Vous in Quebec City...In 1987-88, was named the first winner of the Punch Imlach Memorial Award, given to the Sabre player who demonstrates dedication and leadership...Was given an eight-game suspension by the NHL for hitting Paul Gillis (Quebec) with his stick on December 3...In 1989-90, led the Sabres with a plus 21 rating...Won the Punch Imlach Memorial Award...In 1990-91, was named the captain of the Sabres on January 29...In 1991-92, again won the Punch Imlach Memorial Award...Ranked second on the team with a plus 8.

COLLEGE CAREER: Played one season, 1978-79, at the University of Minnesota, recording 17 points (6+11) in 26 games.

INTERNATIONAL CAREER: Played for the 1980 U.S. Olympic Team that captured the gold medal at the 1980 Winter Olympics in Lake Placid, NY...Played in the 1981 World Championships in Finland...Was a member of the United States Canada Cup Team in 1984 & 1987.

PERSONAL: Mike and wife Jill have one daughter, Rachel (1)...Spent the off-season in Minnesota...Has visited with two former Presidents of the United States at the White House, Jimmy Carter (1980) and Ronald Reagan (1982)...One of only three players from the 1980 U.S. Olympic Team to play in the NHL last season (Neil Broten and Dave Christian)...Enjoys fishing and golfing.



Career Highlights

MILESTONES ACHIEVED: 900th game (2/12/93 vs Vancouver)...300th point (2/23/91 at Hartford).

MILESTONES WITHIN REACH: (Current Total): 1000 games (923).

FIRST NHL GAME: Mar. 9, 1980 - a 9-4 Buffalo win vs St. Louis.

FIRST NHL POINT: Mar. 22, 1980 - an assist on a Derek Smith goal in an 5-1 Buffalo win at Toronto.

FIRST NHL GOAL: April 5, 1980 - in a 9-1 Buffalo win vs Pittsburgh vs Rob Holland.

MOST GOALS, GAME: 2 - Dec. 20, 1986 in a 5-4 Buffalo loss at Toronto.

MOST ASSISTS, GAME: 3 - several times.

MOST POINTS, GAME: 4 - several times.


NHL Record

Team	GP	G	A	PTS	PIM	PPG
Boston	84	6	20	26	103	0.31
Buffalo	-	-	-	-	-	-
Calgary	34	4	7	11	16	0.32
Chicago	32	3	12	15	50	0.47
Detroit	35	2	15	17	43	0.49
Edmonton	32	0	8	8	36	0.25
Hartford	89	8	24	32	123	0.36
Los Angeles	35	4	16	20	30	0.57
Minnesota	36	4	12	16	14	0.44
Montreal	87	2	11	13	79	0.15
New Jersey	38	0	10	10	41	0.26
NY Islanders	36	1	7	8	28	0.22
NY Rangers	41	5	7	12	22	0.29
Ottawa	3	0	2	2	8	0.67
Philadelphia	34	3	7	10	31	0.29
Pittsburgh	39	4	20	24	74	0.62
Quebec	84	12	24	36	86	0.43
San Jose	5	0	0	0	2	0.00
St. Louis	35	2	5	7	16	0.20
Tampa Bay	-	-	-	-	-	-
Toronto	37	5	15	20	27	0.54
Vancouver	35	3	12	15	33	0.43
Washington	36	3	14	17	43	0.47
Winnipeg	36	3	10	13	27	0.36
TOTAL	923	74	258	332	932	0.36

Amateur and Professional Record

Season	Team	League	GP	Regular Season				PIM	Playoffs			
				G	A	PTS	GP		G	A	PTS	PIM
1978-79	U. Minnesota (a)	WCHA	26	6	11	17	30	-	-	-	-	-
1979-80	US National		56	11	22	33	55	-	-	-	-	-
	US Olympic		7	2	2	2	8	-	-	-	-	-
	Buffalo	NHL	13	1	6	7	6	13	1	2	3	12
1980-81	Buffalo	NHL	72	3	14	17	56	8	0	3	3	20
1981-82	Buffalo	NHL	80	7	23	30	56	4	1	1	2	14
1982-83	Buffalo	NHL	77	8	30	38	55	10	4	4	8	15
1983-84	Buffalo	NHL	72	9	22	31	82	3	0	1	1	6
1984-85	Buffalo	NHL	79	8	22	30	102	5	0	1	1	23
1985-86	Buffalo	NHL	76	7	21	28	117	-	-	-	-	-
1986-87	Buffalo	NHL	80	8	31	39	109	-	-	-	-	-
1987-88	Buffalo	NHL	63	5	16	21	77	6	0	3	3	29
1988-89	Buffalo	NHL	56	2	14	16	84	5	1	0	1	11
1989-90	Buffalo	NHL	73	4	21	25	47	6	0	1	1	8
1990-91	Buffalo	NHL	71	6	14	20	46	5	1	0	1	12
1991-92	Buffalo	NHL	66	3	14	17	67	7	0	2	2	8
1992-93	Buffalo (b)	NHL	33	2	8	10	20	-	-	-	-	-
1992-93	PITTSBURGH	NHL	12	1	2	3	8	12	0	6	6	4
NHL TOTALS			923	74	258	332	932	84	8	24	32	162
PGH TOTALS			12	1	2	3	8	12	0	6	6	4

a - June, 1979 - Drafted by Buffalo in 1979 NHL Entry Draft: First Sabres choice, 11th overall, first round.
b - March 22, 1993 - Traded to Pittsburgh by Buffalo for Bob Errey.



KJELL SAMUELSSON 23

Defense

HT/WT: 6' 6" 233 lbs. **Shoots:** Right **Age:** 34

Born: Tyngsryd, Sweden, October 18, 1958

Acquired: Traded by Philadelphia to Pittsburgh with Rick Tocchet, Ken Wregget and a conditional draft choice for Mark Recchi, Brian Benning and Los Angeles' first round draft choice in 1992 Entry Draft on Feb. 19, 1992.

1992-93: Ranked sixth on the team and third among defensemen with a plus 25...Was a plus or even player in 52 of his 63 games...Had the highest plus/minus rating among all players in the NHL with 10 points or less...One of his three goals was a game-winning goal (January 23 at Calgary)...Recorded his 100th career assist on January 26 vs the Capitals...Played in his 500th career game on March 25 vs the Devils...Suffered a broken bone in his right foot on December 1 at the NY Islanders and, a broken cheekbone on December 27 at Buffalo...Missed 20 games due to injuries and illness: knee (1), foot (9), cheekbone (9) and flu (1). **PLAYOFFS:** Played in all 12 playoff games, recording three assists...Was tied for fourth on the team with a plus four.

NHL CAREER: Drafted by Craig Patrick, when he was general manager of the NY Rangers in the **1984** Entry Draft...In **1985-86**, played nine games in the regular season and in the playoffs for the Rangers...In **1986-87** began the season playing in 30 games with the Rangers, before being traded on December 18 to the Flyers...Played in 46 games with the Flyers after the trade...Played in the 1987 Stanley Cup Finals with the Flyers vs the Edmonton Oilers...In **1987-88** led the Flyers with a plus 28 rating, while setting career-highs for points (30) and assists (24)...Played in the 1988 NHL All-Star Game in St. Louis...Finished third on the team in **1988-89** with a plus 13 rating, first among Flyers defensemen...Ranked second in the league during the playoffs with a plus 13...Was selected as the Flyers best defenseman...Played in a career-high 78 games in **1989-90**, finishing second on the team with a plus 20 rating...In


1990-91 scored a career-high nine goals...Was named as the Flyers best defenseman...In **1991-92** was acquired by the Penguins on February 19 along with Rick Tocchet and Ken Wregget from the Flyers...His only goal with the Penguins was a game-winning goal on Mar. 12 vs the Islanders...Ranked third on the team among defensemen with 16 overall points...In the playoffs ranked third on the team with a plus six rating...Missed six games with a wrist injury suffered on April 25 vs Washington...The Penguins had a 12-3 record in the playoffs in games he played...Assisted on Jaromir Jagr's overtime goal in Game One vs Boston on May 17.

MINOR LEAGUE CAREER: In **1985-86**, was split between New Haven (AHL) and the Rangers...Despite playing in only 56 games, recorded 27 points (6+21).

SWEDISH CAREER: In **1983-84**, playing for Leksand of the Swedish Elite League recorded 13 points (6+7) in 36 games...Led his team with 59 penalty minutes...In **1984-85** played in 35 games recording 14 points (9+5).

INTERNATIONAL CAREER: Helped Team Sweden win the gold medal at the **1991** World Championships, recording four points (2+2)...Played in the **1991** Canada Cup for Team Sweden.

PERSONAL: Kjell spends his summers in Sweden...Enjoys visiting with family and friends during the off-season and working around the house...Along with Uwe Krupp of the Islanders, is the tallest player in the NHL at 6' 6".



Career Highlights

MILESTONES ACHIEVED: 500th game (3/25/93 vs New Jersey)...100th point (12/27/90 at Los Angeles)...100th assist (1/26/93 vs Washington).
MILESTONES WITHIN REACH: (current total): 900 penalty minutes (859).
FIRST NHL GAME: Oct. 10, 1985 - a 4-2 NY Rangers win vs Washington.
FIRST NHL POINT: Oct. 11, 1986 - an assist in a 6-5 NY Rangers overtime loss at Pittsburgh.
FIRST NHL GOAL: Oct. 22, 1986 - in a 5-4 NY Rangers overtime win vs Los Angeles vs Daren Eliot.
MOST GOALS, GAME: 1 - many times
MOST ASSISTS, GAME: 3 - Jan. 11, 1990 in a 5-4 loss at Chicago.
MOST POINTS, GAME: 3 - Jan. 11, 1990 in a 5-4 loss at Chicago (3a).
MOST PENALTY MINUTES, GAME: 19 - Dec. 8, 1988 in a 4-3 win at Pittsburgh and Jan. 10, 1988 in a 7-5 loss vs New Jersey.


NHL Record

Team	GP	G	A	PTS	PIM	PPG
Boston	18	0	3	3	21	0.17
Buffalo	20	2	4	6	36	0.30
Calgary	16	2	7	9	12	0.56
Chicago	22	0	7	7	48	0.32
Detroit	16	1	6	7	14	0.44
Edmonton	20	1	4	5	32	0.25
Hartford	17	1	2	3	32	0.18
Los Angeles	21	2	8	10	40	0.48
Minnesota	18	1	2	3	24	0.17
Montreal	21	0	7	7	30	0.33
New Jersey	48	5	1	6	112	0.13
NY Islanders	42	8	8	16	99	0.38
NY Rangers	41	2	9	11	44	0.27
Ottawa	3	1	0	1	2	0.33
Philadelphia	8	0	1	1	14	0.13
Pittsburgh	39	3	10	13	83	0.33
Quebec	21	0	3	3	30	0.14
San Jose	2	0	0	0	2	0.00
St. Louis	19	1	3	4	22	0.21
Tampa Bay	2	0	0	0	2	0.00
Toronto	18	0	4	4	10	0.22
Vancouver	17	1	4	5	22	0.29
Washington	43	2	6	8	94	0.19
Winnipeg	17	1	4	5	34	0.29
TOTAL	509	34	103	137	859	0.27

Amateur and Professional Record

Season	Team	League	GP	Regular Season				GP	Playoffs			
				G	A	PTS	PIM		G	A	PTS	PIM
1983-84	Leksand (a)	Sweden	36	6	7	13	59	-	-	-	-	-
1984-85	Leksand	Sweden	35	9	5	14	34	-	-	-	-	-
1985-86	New Haven	AHL	56	6	21	27	87	3	0	0	0	10
1986-87	NY Rangers	NHL	9	0	0	0	10	9	0	1	1	8
	NY Rangers (b)	NHL	30	2	6	8	50	-	-	-	-	-
1987-88	Philadelphia	NHL	46	1	6	7	86	26	0	4	4	25
	Philadelphia	NHL	74	6	24	30	184	7	2	5	7	23
1988-89	Philadelphia	NHL	69	2	14	17	140	19	1	3	4	24
1989-90	Philadelphia	NHL	66	5	17	22	91	-	-	-	-	-
1990-91	Philadelphia	NHL	78	9	19	28	82	-	-	-	-	-
1991-92	Philadelphia (c)	NHL	54	4	9	13	76	-	-	-	-	-
	PITTSBURGH	NHL	20	1	2	3	34	15	0	3	3	12
1992-93	PITTSBURGH	NHL	63	3	6	9	106	12	0	3	3	2
NHL TOTALS			509	34	103	137	859	76	3	16	19	92
PGH TOTALS			83	4	8	12	140	27	0	6	6	14

- a - June, 1984 - Drafted by NY Rangers in 1984 Entry Draft. Fifth Rangers' choice 119th overall, sixth round.
 b - December 18, 1986 - Traded to Philadelphia by NY Rangers with the Rangers' second round choice in 1989 Entry Draft for Bob Froese.
 c - February 19, 1992 - Traded to Pittsburgh by Philadelphia with Rick Tocchet, Ken Wreggett and a conditional draft choice for Mark Recchi, Brian Benning and Los Angeles' first round draft choice - acquired by Pittsburgh in a prior trade - in 1992 Entry Draft.



ULF SAMUELSSON

5

Defense

HT/WT: 6' 1" 195 lbs. **Shoots:** Left **Age:** 29

Born: Fagersta, Sweden, March 26, 1964

Acquired: Traded by Hartford to Pittsburgh with Ron Francis and Grant Jennings for John Cullen, Zarek Zalewski and Jeff Parker on March 4, 1991.

1992-93: Finished fourth in the NHL with a plus/minus rating of plus 36...Was a plus or even player in 56 of his 77 games...Ranked second on the team among defensemen in scoring with 29 points (3+26)...Recorded the first two-goal game of his career on October 27 at Ottawa...Recorded three assists on December 5 at San Jose, his second career three-assist game...Finished second on the team in penalty minutes with a single season career-high of 249...Was his third straight season with over 200 penalty minutes...Scored the game-winning goal in overtime on April 7 vs Montreal which tied the NHL record for the longest team winning streak...Recorded his 200th career point on October 27 at Ottawa...Played in his 600th career game on March 9, 1993 vs the Bruins...Recorded his 1,600th career penalty minute on April 14, 1993 at New Jersey...Missed seven games due to injuries in 1992-93: shoulder (2), cheekbone (2), knee (1) and back (2). **PLAYOFFS:** Played in all 12 playoff games, recording six points (1+5)...Was tied for the team lead in penalty minutes with 24...Was tied for second on the team with a plus five rating.

NHL CAREER: Drafted by Hartford in the fourth round (67th overall) in the **1982** NHL Entry Draft...In **1985-86**, was one of only two Hartford players to play in all 80 games, while finishing second on the team in penalty minutes (172)...In **1986-87**, led the Whalers with a plus 28 rating...Represented Hartford at Rendez-Vous '87 in Quebec...Was selected as the Whalers' best defenseman...In **1987-88** set career-highs in assists (33) and points (41) and was again named as the Whalers' best defenseman...In **1988-89**, led the Whalers with a plus 23 rating, while scoring a career high nine goals...Missed the first 25 games of the **1989-90** season, after requiring surgery to


repair a torn ligament in his left knee, but still led the team with a plus 15 rating...Acquired by Pittsburgh during the **1990-91** season, recording the Stanley Cup clinching goal in Game Six at Minnesota...In **1991-92**, played his first full season with Pittsburgh recording his only goal of the season on Dec. 23 at the NY Islanders...Required surgery on his right elbow on Dec. 12 to remove bone chips...Missed eight games in November due to his father's death in Sweden...In the playoffs, ranked third on the team with a plus seven rating...With 39 penalty minutes, ranked second on the team...Of his 39 penalty minutes, 35 came vs Washington in the first round.

MINOR LEAGUE CAREER: 1984-85, he split his first pro season between Binghamton (AHL) and Hartford...Played 36 games with Binghamton, recording 16 points (5+11), before being recalled on February 5.

SWEDISH CAREER: Played three seasons with Leksand of the Swedish Elite League recording 16 points (5+11) in his final season.

INTERNATIONAL CAREER: In **1981** was a member of the Swedish National Junior Team that played in the World Junior Tournament in Minnesota...Was a member of the Swedish National Team that played in the **1984** Swedish Cup Tournament...Played in the **1989** World Championships held in Stockholm, Sweden for Team Sweden...Was a member of Team Sweden that played in the **1991** Canada Cup Tournament.

PERSONAL: Ulf and wife Jeanette have one son, Philip (2)...Spends the off-season in Sweden...Enjoys golf, tennis and traveling in the off-season...Has one sister.



Career Highlights

MILESTONES ACHIEVED: 600th game (3/9/93 vs Boston)...100th assist (12/10/88 vs Calgary)...200th point (10/27/92 at Ottawa)
MILESTONES WITHIN REACH: (current total): 700 games (616); 200 assists (188).
FIRST NHL GAME: Oct. 11, 1984 - a 4-4 Hartford tie vs NY Rangers.
FIRST NHL POINT: Feb. 6, 1985 - a goal in a 7-4 Hartford loss vs Calgary.
FIRST NHL GOAL: Feb. 6, 1985 - in a 7-4 Hartford loss vs Calgary vs Rejean Lemelin.
MOST GOALS, GAME: 2 - Oct. 27, 1992 in a 7-2 Pittsburgh win at Ottawa.
MOST ASSISTS, GAME: 3 - Oct. 15, 1988 in a 7-5 Hartford win vs Chicago and Dec. 5, 1992 in a 9-4 Pittsburgh win at San Jose.
MOST POINTS, GAME: 4 - Oct. 15, 1988 in a 7-5 Hartford win vs Chicago (1g,3a).
MOST PENALTY MINUTES, GAME: 31 - Oct. 17, 1990 in a 3-1 Hartford win at Toronto.


NHL Record

Team	GP	G	A	PTS	PIM	PPG
Boston	51	5	14	19	127	0.37
Buffalo	50	5	14	19	147	0.38
Calgary	23	2	10	12	53	0.52
Chicago	22	3	7	10	86	0.45
Detroit	18	0	4	4	41	0.36
Edmonton	22	1	7	8	48	0.36
Hartford	6	0	1	1	20	0.17
Los Angeles	23	1	5	6	64	0.26
Minnesota	20	2	6	8	31	0.40
Montreal	53	2	14	16	113	0.30
New Jersey	31	2	3	5	83	0.16
NY Islanders	32	1	13	14	74	0.44
NY Rangers	32	1	11	12	63	0.38
Ottawa	4	2	2	4	14	1.00
Philadelphia	31	1	8	9	99	0.29
Pittsburgh	17	1	13	14	36	0.82
Quebec	52	2	11	13	150	0.25
San Jose	4	0	5	5	6	1.25
St. Louis	23	0	9	9	75	0.39
Tampa Bay	2	0	0	0	0	0.00
Toronto	25	2	6	8	62	0.32
Vancouver	24	2	10	12	39	0.50
Washington	28	0	6	6	125	0.21
Winnipeg	23	1	9	10	44	0.43
TOTAL	616	36	188	224	1600	0.36

Amateur and Professional Record

Season	Team	League	Regular Season					Playoffs				
			GP	G	A	PTS	PIM	GP	G	A	PTS	PIM
1981-82	Leksand (a)	Swe.	31	3	1	4	40	-	-	-	-	-
1982-83	Leksand	Swe.	33	9	6	15	72	-	-	-	-	-
1983-84	Leksand	Swe.	36	5	11	16	53	-	-	-	-	-
1984-85	Hartford	NHL	41	2	6	8	83	-	-	-	-	-
	Binghamton	AHL	36	5	11	16	92	-	-	-	-	-
1985-86	Hartford	NHL	80	5	19	24	172	10	1	2	3	38
1986-87	Hartford	NHL	78	2	31	33	162	5	0	1	1	41
1987-88	Hartford	NHL	76	8	33	41	159	5	0	0	0	8
1988-89	Hartford	NHL	71	9	26	35	181	4	0	2	2	4
1989-90	Hartford	NHL	55	2	11	13	177	7	1	0	1	2
1990-91	Hartford (b)	NHL	62	3	18	21	174	-	-	-	-	-
	PITTSBURGH	NHL	14	1	4	5	37	20	3	2	5	34
1991-92	PITTSBURGH	NHL	62	1	14	15	206	21	0	2	2	39
1992-93	PITTSBURGH	NHL	77	3	26	29	249	12	1	5	6	24
NHL TOTALS			616	36	188	224	1600	84	6	14	20	190
PGH TOTALS			153	5	34	49	492	53	4	9	13	97

a - June, 1982 - Drafted by Hartford in the 1982 NHL Entry Draft. Fourth Whalers choice, 67th overall, fourth round;
b - March 4, 1991 - Traded to Pittsburgh by Hartford with Ron Francis and Grant Jennings for John Cullen, Zarley Zalapski and Jeff Parker.



PAUL STANTON 23

Defense

HT/WT: 6' 1" 200 lbs. **Shoots:** Right **Age:** 26

Born: Boston, Mass., June 22, 1967

Acquired: Pittsburgh's eighth round choice, 149th overall in 1985 Entry Draft.

1992-93: Played in a single-season career high 77 games...Recorded four goals, one shy of his single-season career high of five set in 1990-91...Was a plus or even player in 55 of 77 games he played...Was a plus seven overall, and had a plus six rating on the road...Had a single-season career high 97 penalty minutes...Had one game-winning goal on December 15 vs the Flyers...Played in the first 73 games, but played in only four of the last 11 games. **PLAYOFFS:** Played in one playoff game on May 8 at the Islanders...Recorded one assist in his only appearance in the playoffs.


NHL CAREER: Pittsburgh's eighth round draft choice (149th overall) in 1985 Entry Draft...Began the 1990-91 season with the Penguins, playing in 75 games, recording career-highs in goals (5), assists (18) and points (23)...With a +11 rating, was tied for fourth among NHL rookies...Led all rookies in the 1991 playoffs with a plus six rating...Was a plus three in the finals vs the Minnesota North Stars...In 1991-92, his second season in the NHL with the Penguins, recorded 10 points (2+8)...Suffered ligament damage in his right knee on Oct. 31 vs Minnesota and missed 16 games...Returned on Dec. 10 vs the NY Rangers...Played in his 100th career game on Jan. 16 at Detroit...In the playoffs, played in all 21 games, leading

the team in penalty minutes with 42...Ranked second on the team among defensemen in points with eight (1+7)...Was on the ice for only two goals against in the final two series vs Boston and Chicago, recording a plus eight.

MINOR LEAGUE CAREER: In 1989-90, played 77 games with Muskegon (IHL), helping them reach the Turner Cup Finals...Recorded 32 points (5+27), third highest on the team among defensemen.

COLLEGE CAREER: In 1985-86, as a freshman for the University of Wisconsin, played in 36 games, recording 10 points (4+6)...In 1986-87 was the second highest scoring defenseman on the team, recording 22 points (5+17)...In 1987-88 led the WCHA in scoring by a defenseman with 47 points (9+38)...Was named to the NCAA West First All-Star Team and the WCHA Second All-Star Team...In 1988-89, led his team in scoring among defensemen with 37 points (7+29)...Was named to the WCHA First All-Star Team.

PERSONAL: Paul and wife Kathleen were married during the off-season...Spent most of the summer in Pittsburgh...Enjoys golfing and fishing...Followed all the Boston sport teams while growing up in Foxboro, MA...Has a younger sister.



Career Highlights

MILESTONES ACHIEVED: 200th game (3/20/93 vs Philadelphia).
FIRST NHL GAME: Oct. 5, 1990 - in a 7-4 Pittsburgh win at Washington.
FIRST NHL POINT: Oct. 9, 1990 - an assist on a Joe Mullen goal in a 6-4 Pittsburgh loss at St. Louis.
FIRST NHL GOAL: Nov. 21, 1990 - in a 5-4 Pittsburgh loss vs Philadelphia vs Pete Peeters.
MOST GOALS, GAME: 2-Dec. 18, 1990 in a 9-2 Pittsburgh win at Winnipeg.
MOST ASSISTS, GAME: 3-Oct. 25, 1990 in a 6-3 Pittsburgh win vs Quebec and Oct. 28, 1990 in an 8-3 Pittsburgh win vs NYI.
MOST POINTS, GAME: 3-Oct. 25, 1990 in a 6-3 Pittsburgh win vs Quebec (3a) and Oct. 28, 1990 in an 8-3 Pittsburgh win vs NY Islanders (3a).
MOST PENALTY MINUTES, GAME: 12-Nov. 10, 1992 in a 4-1 Pittsburgh win at Minnesota and Feb. 13, 1993 in a 4-1 Pittsburgh win vs Chicago.


NHL Record

Team	GP	G	A	PTS	PIM	PPG
Boston	9	0	2	2	4	0.22
Buffalo	10	0	1	1	6	0.10
Calgary	7	0	2	2	4	0.28
Chicago	7	0	0	0	16	0.00
Detroit	7	0	2	2	6	0.28
Edmonton	7	0	1	1	2	0.14
Hartford	6	0	0	0	4	0.00
Los Angeles	8	0	0	0	4	0.00
Minnesota	7	1	0	1	16	0.14
Montreal	6	0	2	2	8	0.33
New Jersey	20	0	3	3	22	0.15
NY Islanders	19	1	6	7	24	0.37
NY Rangers	18	1	3	4	18	0.22
Ottawa	3	0	0	0	9	0.00
Philadelphia	14	3	2	5	6	0.36
Quebec	8	0	6	6	8	0.75
San Jose	3	1	1	2	0	0.67
St. Louis	6	1	2	3	4	0.50
Tampa Bay	2	0	0	0	0	0.00
Toronto	7	0	1	1	2	0.14
Vancouver	7	0	1	1	8	0.14
Washington	18	1	3	4	18	0.22
Winnipeg	7	2	0	2	10	0.28
TOTAL	206	11	38	49	199	0.24

Amateur and Professional Record

Season	Team	League	GP	Regular Season				PIM	GP	G	Playoffs		
				G	A	PTS	A				PTS	PIM	
1985-86	U. Wisconsin (a)	WCHA	36	4	6	10	16	-	-	-	-	-	
1986-87	U. Wisconsin	WCHA	41	5	17	22	70	-	-	-	-	-	
1987-88	U. Wisconsin (bc)	WCHA	45	9	38	47	98	-	-	-	-	-	
1988-89	U. Wisconsin (d)	WCHA	45	7	29	36	126	-	-	-	-	-	
1989-90	Muskegon	IHL	77	5	27	32	61	15	4	6	21	2	
1990-91	PITTSBURGH	NHL	75	5	18	23	40	22	1	2	3	24	
1991-92	PITTSBURGH	NHL	54	2	8	10	62	21	1	7	8	42	
1992-93	PITTSBURGH	NHL	77	4	12	16	97	1	0	1	1	0	
NHL & PGH TOTALS			206	11	38	49	199	44	2	10	12	66	

- a - June, 1985 - Drafted by Pittsburgh in 1985 Entry Draft. Eighth Penguins pick, 149th overall, eighth round.
 b - NCAA West First All-American Team (1987-88)
 c - WCHA Second All-Star Team (1987-88)
 d - WCHA First All-Star Team (1988-89)



KEVIN STEVENS

25

Left Wing

Ht/Wt: 6' 3" 217 lbs. **Shoots:** Left **Age:** 28

Born: Brockton, Massachusetts, April 15, 1965

Acquired: NHL rights traded by Los Angeles to Pittsburgh for Anders Hakansson on September 9, 1983.

1992-93: Was named to the NHL's Second All-Star Team, scoring a personal single-season high of 55 goals...This ties the NHL record for goals in a season by a US-born player (Jimmy Carson)...Also set the club record for goals in a season by a left wing...Finished 12th in league scoring with 111 points, and eighth in goal scoring...Finished fourth in the NHL in power play goals with 26, which is a club record for power play goals in a season by a left wing...Recorded three hat tricks, including a four-goal game on October 17 at Hartford...Ranks second in club history with nine hat tricks...Had a career-high 13-game scoring streak from October 6 to November 3, recording 33 points (14+19)...Only the second player in club history to record back-to-back 50 goal seasons (Lemieux) and only the third player in club history to record consecutive 100 point seasons (Lemieux & Coffey)...Voted to start for the Wales Conference All-Stars at left wing for the 1993 All-Star Game...Had arthroscopic surgery on November 6 after suffering torn cartilage in his knee on November 5 vs St. Louis Blues...Missed 11 games due to injuries: knee (9) and bronchitis (2). **PLAYOFFS:** Finished third on the team in scoring with 16 points (5+11) and was tied for the team-lead with 11 assists...Led the team with four power play goals. Suffered a fractured sinus bone and fractured nose on May 14 in the first period of Game 7 of the Patrick Division Finals vs NYI...Underwent successful surgery on May 15.

NHL CAREER: Was selected in the 1983 Entry Draft by Los Angeles in the sixth round...Was acquired by Pittsburgh on September 9, 1983 from the Kings for Anders Hakansson...In 1987-88, joined the Penguins following the Olympics, playing in the final 16 games of the season...In 1988-89, spent much of the first half of the season going back and forth from Muskegon to Pittsburgh...Recalled for good on February 27, recording 11 goals in the final 17 games of the season...Ranked third on the team in playoff scoring with 10 points (3+7)...In 1989-90, finished tied for fifth on the team in goals (29) and fifth in points (70)...Recorded his first NHL hat trick on October 31 vs Los Angeles...In 1990-91, was tied for the team lead in goals with 40 and led the team in shots on goal (253) and power play goals (18)...Finished third in league playoff scoring with 33 points...Led all players with 17 goals in the playoffs, which tied the NHL record for the second highest playoff

total...In 1991-92, finished second in league scoring with 123 points, trailing only teammate Mario Lemieux...Set NHL records for the most points by a left wing in a season and most points by an American-born player in a season (which have both since been broken)...Also, set record for the most assists by a left wing in a season with 69...By finishing second in scoring, became the first left wing to finish this high since Bobby Hull finished second in 1968-69...Led the Penguins and was second in the NHL with 54 goals...Became the first player in NHL history to record 50 goals, 100 points and 200 penalty minutes in the same season...With 123 points, only Lemieux has recorded more points in a single season as a Penguin...Scored his 50th goal of the season on March 24 at Detroit...Named player of the month for November, recording 28 points (15+13) in 13 games...Voted by the fans to start for the Wales Conference Team in the 1992 All-Star Game in Philadelphia, recording one goal...Named as the left wing on the end of season NHL First All-Star Team...Finished second in playoff scoring with 28 points, second in goals (14) and tied for fourth in assists (15)...Led all players with 86 shots on goal...Recorded four goals on May 21 at Boston in Game Three of the Wales Conference Finals.

COLLEGE CAREER: In 1985-86 as a junior, finished third on his team (Boston College) in points (38) and second in goals (17)...In 1986-87, scored 70 points (35+35), and led his team in goals...Was named to the Hockey East First All-Star Team and NCAA East Second All-American Team in his senior season...Played four seasons at Boston College, recording 170 points (71+99) in 158 games.

INTERNATIONAL CAREER: Played in the 1987 Pravda Cup in Moscow and in the 1987 World Championships in Vienna, for the United States...Played for the 1988 U.S. Olympic Team in Calgary...Was a member of United States team at the 1990 World Championships in Switzerland.

PERSONAL: Kevin and wife Suzanne spent most of the off-season in Cape Cod, Mass...Enjoys golf and fishing...Father Arthur played baseball in the Cincinnati Reds minor league system...Has two sisters...Is the Penguins Player Representative for the NHL Players' Association.



Career Highlights

MILESTONES ACHIEVED: 400th Point (3/23/93 vs San Jose) ...100th Goal (11/18/91 at Quebec)...200th Assist (2/20/93 vs NYI)...300th Game (12/15/92 at Phil.).

MILESTONES WITHIN REACH: (current total): 400 games (348); 200 goals (195); 300 assists (217); 500 points (412).

NHL HAT TRICKS: Nine.

FIRST NHL GAME: Mar. 1, 1988 - an 8-3 win vs Minn.

FIRST NHL POINT: Mar. 1, 1988 - a goal in an 8-3 win vs Minnesota

FIRST NHL GOAL: Mar. 1, 1988 in an 8-3 win vs Minnesota vs Don Beaupre

MOST GOALS, GAME: 4-Nov. 29, 1991 in a 9-3 win at Philadelphia and Oct. 17, 1992 in a 7-3 win at Hrt.

MOST ASSISTS, GAME: 4-Oct. 5, 1990 in a 7-4 win at Washington and Dec. 26, 1991 in a 12-1 win vs Tor.

MOST POINTS, GAME: 6-Oct. 5, 1990 in a 7-4 win at Washington (2g,4a) and Dec. 26, 1991 in a 12-1 win vs Toronto (2g,4a).

MOST PENALTY MINUTES, GAME: 28-Feb. 16, 1992 in a 3-3 tie at Philadelphia.

NHL Record

Team	GP	G	A	PTS	PIM	PPG
Boston	16	8	9	17	42	1.06
Buffalo	12	8	8	16	12	1.33
Calgary	13	7	8	15	10	1.15
Chicago	11	7	6	13	6	1.18
Detroit	10	5	11	16	12	1.60
Edmonton	14	10	7	17	28	1.21
Hartford	14	11	7	18	41	1.29
Los Angeles	10	5	5	10	8	1.00
Minnesota	13	8	9	17	16	1.31
Montreal	13	4	4	8	32	0.62
New Jersey	32	12	15	27	86	0.84
NY Islanders	31	10	18	28	28	0.90
NY Rangers	28	14	19	33	71	1.18
Ottawa	4	2	6	8	10	2.00
Philadelphia	31	23	14	37	87	1.19
Quebec	12	12	12	24	32	2.00
San Jose	5	8	4	12	12	2.40
St. Louis	11	5	7	12	8	1.09
Tampa Bay	2	3	1	4	6	2.00
Toronto	11	8	10	18	32	1.64
Vancouver	10	5	10	15	41	1.50
Washington	32	17	21	38	116	1.19
Winnipeg	13	3	6	9	24	0.69
TOTAL	348	195	217	412	760	1.18

Amateur and Professional Record

Season	Team	League	Regular Season					Playoffs				
			GP	G	A	PTS	PIM	GP	G	A	PTS	PIM
1983-84	Boston College (ab)	ECAC	37	6	14	20	36	-	-	-	-	-
1984-85	Boston College	HE	40	13	23	36	36	-	-	-	-	-
1985-86	Boston College	HE	42	17	27	44	56	-	-	-	-	-
1986-87	Boston College (cd)	HE	39	35	35	70	54	-	-	-	-	-
1987-88	U.S. National		44	22	23	45	52	-	-	-	-	-
	U.S. Olympic		5	1	3	4	2	-	-	-	-	-
	PITTSBURGH	NHL	16	5	2	7	8	-	-	-	-	-
1988-89	Muskegon	IHL	45	24	41	65	113	-	-	-	-	-
	PITTSBURGH	NHL	24	12	3	15	19	11	3	7	10	16
1989-90	PITTSBURGH	NHL	76	29	41	70	171	-	-	-	-	-
1990-91	PITTSBURGH (e)	NHL	80	40	46	86	133	24	17	16	33	53
1991-92	PITTSBURGH (f)	NHL	80	54	69	123	252	21	13	15	28	28
1992-93	PITTSBURGH (e)	NHL	72	55	56	111	177	12	5	11	16	22
NHL & PGH TOTALS			348	195	217	412	760	68	38	49	87	119

a - June, 1983 - Drafted by Los Angeles Kings in 1983 Entry Draft, Sixth Kings pick, 108th overall, sixth round.


b - NHL rights traded by Los Angeles to Pittsburgh for Anders Hakansson on September 9, 1983.

c - Hockey East First All-Star Team (1986-87).

d - NCAA East Second All-American Team (1986-87)

e - NHL Second All-Star Team (1990-91 & 1992-93)

f - NHL First All-Star Team (1991-92)



MARTIN STRAKA 82

Center

HT/WT: 5' 10" 180 lbs. **Shoots:** Left **Age:** 21

Born: Plzen, Czech., September 3, 1972

Acquired: Pittsburgh's first round draft choice, 19th overall, in the 1992 Entry Draft.

1992-93: Recorded 16 points (3+13) in 42 games as a rookie...Played in his first NHL game on November 7 at Toronto...The Penguins secured his release from his Czechoslovakian team, Skoda Plzen, on October 28...Recorded his first NHL point (an assist) in his second game on November 10 at Minnesota...Scored his first NHL goal on February 10 at the NY Rangers... Scored two of his three goals against the Rangers... Recorded three multiple point games, including a three-point game (three assists) on February 28 at Washington... Played in a season-high 15 consecutive games from February 21 to March 25... Played in 24 of the final 25 regular season games...Was a plus or even player in 34 of his 42 games...Finished the season with a plus two rating...Was assigned to Cleveland (IHL) on two occasions (December 16-19 and January 5-6), recording seven points (4+3) in four games.

PLAYOFFS: Played in 11 of the 12 games, recording three points (2+1)... Scored two goals on May 12 in Game Six at the NY Islanders...Had a plus/minus rating of plus two.

CZECHOSLOVAKIA CAREER: In **1991-92**, finished second on his team, Plzen, in points with 47 and led the team in goals with 23...Ranked sixth in the league in points and tied for second in goals... Plzen won the Western Division of the Czechoslovakia Senior League...In **1990-91**, recorded 31 points (7+24) playing in his first season with Plzen, in the Czechoslovakia Senior League.

INTERNATIONAL CAREER: In **1991-92**, played in the World Junior Tournament in Fussen, Germany, recording eight points (2+6)...Was the last player cut from the **1992** Czechoslovakia Olympic Team.

PERSONAL: Single, he spent the summer in Czechoslovakia...Enjoys listening to music and playing racquet sports...His brother plays for Skoda Plzen in Czechoslovakia...Last summer, he spent most of the summer in Edmonton learning the English language.



Career Highlights

MILESTONES WITHIN REACH: (Current Total): 100 games (42).

FIRST NHL GAME: Nov. 7, 1992 - a 4-2 Pittsburgh loss at Toronto.

FIRST NHL POINT: Nov. 10, 1992 - an assist on a Ron Francis goal in a 4-1 Pittsburgh win at Minnesota.

FIRST NHL GOAL: Feb. 10, 1993 - in a 3-0 Pittsburgh win at NY Rangers vs Mike Richter.

MOST GOALS, GAME: 1-Three times.

MOST ASSISTS, GAME: 3-Feb. 28, 1993 in a 4-2 Pittsburgh win at Washington.

MOST POINTS, GAME: 3-Feb. 28, 1993 in a 4-2 Pittsburgh win at Washington (3a).

MOST PENALTY MINUTES, GAME: 15-Mar. 23, 1993 in a 4-3 Pittsburgh win vs New Jersey.


NHL Record

Team	GP	G	A	PTS	PIM	PPG
Boston	2	0	0	0	0	0.00
Buffalo	1	0	0	0	0	0.00
Calgary	1	0	1	1	0	1.00
Chicago	1	0	0	0	0	0.00
Detroit	1	0	0	0	0	0.00
Edmonton	2	0	0	0	0	0.00
Hartford	2	0	2	2	4	1.00
Los Angeles	2	0	0	0	0	0.00
Minnesota	2	0	1	1	0	0.50
Montreal	1	0	0	0	0	0.00
New Jersey	5	0	1	1	19	0.20
NY Islanders	2	0	0	0	0	0.00
NY Rangers	4	2	1	3	0	0.75
Ottawa	3	0	2	2	4	0.67
Philadelphia	2	0	0	0	2	0.00
Quebec	2	0	0	0	0	0.00
San Jose	1	1	1	2	0	2.00
St. Louis	-	-	-	-	-	-
Tampa Bay	1	0	0	0	0	0.00
Toronto	1	0	0	0	0	0.00
Vancouver	1	0	0	0	0	0.00
Washington	4	0	4	4	0	1.00
Winnipeg	1	0	0	0	0	0.00
TOTAL	42	3	13	16	29	0.38

Amateur and Professional Record

Season	Team	League	Regular Season					Playoffs				
			GP	G	A	PTS	PIM	GP	G	A	PTS	PIM
1990-91	Pilzen	CZECH	47	7	24	31	6	-	-	-	-	-
1991-92	Pilzen (a)	CZECH	36	23	24	47	4	-	-	-	-	-
1992-93	Cleveland	IHL	4	4	3	7	0	-	-	-	-	-
	PITTSBURGH	NHL	42	3	13	16	29	11	2	1	3	2
NHL & PGH TOTAL			42	3	13	16	29	11	2	1	3	2

a - June, 1992 - Drafted by Pittsburgh Penguins in 1992 NHL Entry Draft. First Penguins pick, 19th overall, first round



PETER TAGLIANETTI 32

Defense

HT/WT: 6' 2" 195 lbs. **Shoots:** Right **Age:** 30

Born: Framingham, Mass., August 15, 1963

Acquired: Traded by Tampa Bay to Pittsburgh for a third round choice in 1993 Entry Draft on March 22, 1993.

1992-93: Acquired by the Penguins from the Tampa Bay Lightning on March 22...Played in 61 games for the Lightning, recording nine points (1+8)...Led the Lightning with a plus eight and was a plus or even player in 46 of 61 games...At the time of the trade, was second on the team with 150 penalty minutes...Recorded one multiple point game while with the Lightning, on October 15 at Toronto (1+1)...Played in 11 games with Pittsburgh after the trade, recording five points (1+4)...Had a plus four rating with Pittsburgh and was a plus or even player in eight of 11 games...Recorded three points (1+2) on April 1 vs the Hartford Whalers...Played in a career-high 72 games...Missed nine games with injuries while with the Lightning...Missed one game with Pittsburgh due to a concussion.
PLAYOFFS: Played in 11 of 12 games in the playoffs, recording three points (1+2)...Missed Game Four of the Patrick Division Finals vs the NY Islanders on May 8 with back spasms.


NHL CAREER: Was drafted by the Winnipeg Jets in the 1983 Entry Draft in the third round...In 1984-85 joined the Jets following completion of college career and played in one regular season game and one playoff game...In 1985-86, split the season between the Jets and the minor leagues, playing 18 games in the NHL...In 1986-87 played in three games with the Jets, while spending most of the season with

Sherbrooke (AHL)...In 1987-88, his first full season in the NHL, set career-highs in goals (6), assists (17) and points (23)...In 1988-89, recorded a career-high 226 penalty minutes for Winnipeg...In 1989-90, led Winnipeg with a plus 20 rating...In 1990-91, was traded to Minnesota at the end of September...Played in 16 games with the North Stars, before being traded to the Penguins in December...Played in 19 of the Penguins 24 games during the playoffs...Recorded three assists in the playoffs, all vs the North Stars in the finals...In 1991-92, missed the last 14 games of the regular season and the entire playoffs after having back surgery on April 3 to remove part of a bulging disk.

MINOR LEAGUE CAREER: Played in parts of two seasons in Sherbrooke (AHL) and part of one season with Moncton (AHL)...Was a member of the 1986-87 Sherbrooke team that lost in the AHL Finals in seven games to Rochester.

COLLEGE CAREER: Played four seasons at Providence College. He was named to the Hockey East First All-Star Team as a senior (1984-85).

PERSONAL: Peter and wife Allison have three sons, Patrick (6) and twins Andrew and Jonathan (4)...They reside in Pittsburgh year-round.



Career Highlights

MILESTONES ACHIEVED: 300th game (2/9/92 at Boston)...900th penalty minute (1/24/93 vs Minnesota).

MILESTONES WITHIN REACH: (Current Total): 400 games (378).

FIRST NHL GAME: April 7, 1985 - a 4-4 Winnipeg tie at Calgary.

FIRST NHL POINT: Oct. 10, 1987 - on an assist on a Paul MacLean goal in a 5-1 Winnipeg win at Calgary.

FIRST NHL GOAL: Oct. 17, 1987 - in a 5-2 Winnipeg win at Minnesota vs Don Beaupre.

MOST GOALS, GAME: 2 - Mar. 10, 1991 - in 4-3 Pittsburgh win at NY Islanders.

MOST ASSISTS, GAME: 2 - Five times

MOST POINTS, GAME: 3 - Apr. 1, 1993 in an 10-4 Pittsburgh win vs Hartford (1g,2a).

MOST PENALTY MINUTES, GAME: 29 - Jan. 11, 1989 in an 8-3 Winnipeg loss at Calgary.

NHL Record

Team	GP	G	A	PTS	PIM	PPG
Boston	19	1	4	5	26	0.26
Buffalo	14	1	4	5	31	0.36
Calgary	25	1	6	7	139	0.28
Chicago	14	0	2	2	22	0.14
Detroit	19	0	3	3	67	0.16
Edmonton	26	1	1	2	77	0.08
Hartford	15	2	2	4	12	0.27
Los Angeles	23	3	3	6	51	0.26
Minnesota	14	1	4	5	10	0.36
Montreal	16	0	1	1	34	0.06
New Jersey	20	1	6	7	43	0.35
NY Islanders	20	2	6	8	48	0.40
NY Rangers	19	0	3	3	56	0.16
Ottawa	2	0	0	0	6	0.00
Philadelphia	18	0	1	1	18	0.06
Pittsburgh	12	0	2	2	40	0.17
Quebec	15	0	2	2	40	0.13
San Jose	6	0	1	1	10	0.17
St. Louis	16	0	3	3	36	0.19
Tampa Bay	-	-	-	-	-	-
Toronto	19	2	3	5	61	0.26
Vancouver	25	0	2	2	76	0.08
Washington	13	1	1	2	15	0.15
Winnipeg	8	0	1	1	24	0.13
TOTAL	378	16	61	77	952	0.18

Amateur and Professional Record

Season	Team	League	Regular Season					Playoffs				
			GP	G	A	PTS	PIM	GP	G	A	PTS	PIM
1981-82	Providence	ECAC	2	0	0	0	2	-	-	-	-	-
1982-83	Providence	ECAC	43	4	17	21	68	-	-	-	-	-
1983-84	Providence	ECAC	30	4	25	29	68	-	-	-	-	-
1984-85	Providence (a)	HE	35	6	18	24	32	-	-	-	-	-
	Winnipeg	NHL	1	0	0	0	0	1	0	0	0	0
1985-86	Winnipeg	NHL	18	0	0	0	48	3	0	0	0	2
	Sherbrooke	AHL	24	1	18	19	75	-	-	-	-	-
1986-87	Winnipeg	NHL	3	0	0	0	12	-	-	-	-	-
	Sherbrooke	AHL	54	5	14	19	104	10	2	5	7	25
1987-88	Winnipeg	NHL	70	6	17	23	182	5	1	1	2	12
1988-89	Winnipeg	NHL	66	1	14	15	226	-	-	-	-	-
1989-90	Winnipeg	NHL	49	3	6	9	136	5	0	0	0	6
	Moncton	AHL	3	0	2	2	2	-	-	-	-	-
1990-91	Minnesota (b)	NHL	16	0	1	1	14	-	-	-	-	-
	PITTSBURGH (c)	NHL	39	3	8	11	93	19	0	3	3	49
1991-92	PITTSBURGH (d)	NHL	44	1	3	4	57	-	-	-	-	-
1992-93	Tampa Bay (e)	NHL	61	1	8	9	150	-	-	-	-	-
	PITTSBURGH	NHL	11	1	4	5	34	11	1	2	3	16
NHL TOTALS			378	16	61	77	952	44	2	6	8	85
PGH TOTALS			94	5	15	20	184	30	1	5	6	65


a - Hockey East First All-Star Team (1984-85)

b - Traded to Minnesota by Winnipeg for future considerations, Sept. 30, 1990.

c - Traded to Pittsburgh by Minnesota with Larry Murphy for Chris Dahlquist and Jim Johnson, Dec. 11, 1990.

d - Claimed by Tampa Bay from Pittsburgh in Expansion Draft, June 18, 1992.

e - Traded to Pittsburgh by Tampa Bay for a third round draft choice in the 1993 Entry Draft, March 22, 1993.



RICK TOCCHET

22

Right Wing

Ht/Wt: 6' 0" 205 lbs. **Shoots:** Right **Age:** 29

Born: Scarborough, Ont., April 9, 1964

Acquired: Traded by Philadelphia to Pittsburgh with Ken Wregget, Kjell Samuelsson and a conditional draft choice for Mark Recchi, Brian Benning and Los Angeles' first round draft choice in 1992 Entry Draft on Feb. 19, 1992.

1992-93: Recorded 48 goals, 61 assists and 109 points, to set personal single-season career highs in all three categories...Was only the eighth Penguin player in club history to record 100 points in a season...Finished 14th in points and tied for 15th in goals in the NHL...Recorded a 14-game scoring streak from March 20 to April 14, recording 29 points (12+17), the longest scoring streak of his career...Led the team with 252 penalty minutes...Finished second on the team with 20 power play goals and four short-handed goals...Recorded 31 multiple point games, including two hat tricks...Recorded more points on the road (57), than at home (52)...Recorded a point in 64 of his 80 games, not going more than two consecutive games without recording a point...Ranked fifth on the team with a plus 28...Missed four games due to injuries: foot (3) & ankle (1). **PLAYOFFS:** Finished tied for fourth on the team in points (13) and second in goals (7)...Recorded a point in each of the first five games of the 1993 playoffs [six points (3+3)], after finishing the 1992 playoffs on a 10-game scoring streak [17 points (6+11)].


NHL CAREER: Drafted in the 1983 Entry Draft by the Flyers in the sixth round (121st overall)...In 1984-85, led the Flyers in his rookie season in penalty minutes during the regular season (181) and the playoffs (72)...In 1985-86 again led Philadelphia in penalty minutes, while finishing fifth in the NHL with 284...In 1986-87, recorded his first 20-goal season and again led the team in penalty minutes, finishing fifth in the league (288)...Finished fifth in league playoff scoring with 11 goals...In 1987-88, led the Flyers in goals (31) and penalty minutes (301)...Became the third NHL player to record 30 goals and 300 penalty minutes in the same season...Recorded three hat tricks, including scoring four goals on Feb. 27 at Los Angeles...In 1988-89, scored 45 goals, including 16 goals on the power play...Recorded a nine-game goal-scoring streak to set a Flyers' club record...Made his first appearance in the NHL All-Star Game in 1989, recording two assists...Served a 10-game NHL Suspension for injuring Dean Chynoweth of the Islanders in a fight...Led the 1989-90 Flyers in goals (37), assists (59) and

points (96)...Named the Flyers Most Valuable Player...Recorded two points (1+1) in the 1990 NHL All-Star Game...In 1990-91, led the Flyers in goals (40) and points (71)...Was voted to start for the Wales Conference in the 1991 NHL All-Star Game, recording two points (1+1)...In 1991-92, set Flyers club record with his 1,601st career penalty minute on October 17 vs Quebec to pass Paul Holmgren...Was named Flyers' team captain at the start of the season...Was acquired by Pittsburgh on February 19 from Philadelphia along with Kjell Samuelsson and Ken Wregget...Played in 19 games with Pittsburgh, recording a point in 15 of the 19 games and 30 points (14+16) overall...Suffered a broken jaw on March 15 at Chicago during the second period, but returned to score two goals in the third period in a 4-3 Penguins win...Finished fifth on the team with 19 points (6+13) in the playoffs, despite missing seven games with a shoulder injury suffered on April 21 at Washington...Had an NHL-leading 10-game scoring streak from May 11 to June 1, recording 17 points (6+11)...Led the team in points during the finals vs Chicago with eight (2+6)...Has played in 16 career games in the Stanley Cup Finals, recording 17 points (5+12)...Has recorded 20 or more goals in each of the last seven seasons...Has recorded over 100 penalty minutes in each of his nine NHL seasons.

JUNIOR CAREER: In 1983-84, finished second on his team (Sault Ste. Marie) and 12th in the league (OHL) with 108 points...Led all OHL scorers in the 1984 playoffs with 22 goals and 36 points, which set OHL playoff records...Recorded 196 points in 189 career OHL games.

INTERNATIONAL CAREER: Was a member of Team Canada in the 1987 and 1991 Canada Cup Tournaments...Has recorded 7 points (4+3) in 15 career Canada Cup games...Played for Team Canada at the 1990 World Championships in Switzerland.

PERSONAL: Rick spent most of the off-season at the Jersey shore...Enjoys golfing and boating...Has two brothers.



Career Highlights

MILESTONES ACHIEVED: 600th game (1/31/93 at Washington)...200th goal (2/18/91 vs Chicago)...300th assist (2/13/93 vs Chicago)...600th point (4/14/93 at New Jersey).

MILESTONES WITHIN REACH: (current total): 700 games (630); 300 goals (277); 400 assists (324); 700 points (601).

NHL HAT TRICKS: 11.

FIRST NHL GAME: Oct. 11, 1984 - a 2-2

Philadelphia tie vs Washington.

FIRST NHL POINT: Oct. 15, 1984 - a goal in a 5-2

Philadelphia loss at Montreal.

FIRST NHL GOAL: Oct. 15, 1984 - in a 5-2

Philadelphia loss at Montreal vs Doug Soetaert.

MOST GOALS, GAME: 4 - three times

MOST ASSISTS, GAME: 4 - Mar. 10, 1985 in an

11-4 Philadelphia win vs Pittsburgh and Mar. 26,

1992 in a 7-3 win vs Vancouver.

MOST POINTS, GAME: 6 - Jan. 25, 1990 in an 8-6

Philadelphia win vs Winnipeg (4g,2a) and Mar. 26,

1992 in a 7-3 Pittsburgh win vs Vancouver (2g,4a).

MOST PENALTY MINUTES: 28 - Dec. 19, 1989 in

2-1 Philadelphia loss vs Washington.

NHL Record

Team	GP	G	A	PTS	PIM	PPG
Boston	26	8	9	17	106	0.65
Buffalo	27	9	14	23	70	0.85
Calgary	22	9	15	24	76	1.09
Chicago	23	8	15	23	81	1.00
Detroit	19	10	16	26	46	1.37
Edmonton	25	3	11	14	73	0.56
Hartford	24	15	4	19	87	0.79
Los Angeles	22	12	17	29	55	1.32
Minnesota	22	12	6	18	48	0.82
Montreal	26	14	13	27	33	1.04
New Jersey	56	25	32	57	225	1.02
NY Islanders	57	24	28	52	132	0.91
NY Rangers	49	22	22	44	193	0.90
Ottawa	4	3	2	5	24	1.25
Philadelphia	8	5	8	13	26	1.63
Pittsburgh	47	15	15	30	211	0.64
Quebec	22	4	16	20	65	0.91
San Jose	5	5	5	10	13	2.00
St. Louis	22	11	18	29	86	1.32
Tampa Bay	2	0	0	0	2	0.00
Toronto	24	13	13	26	95	1.08
Vancouver	23	12	14	26	28	1.13
Washington	54	20	23	43	171	0.80
Winnipeg	21	18	8	26	40	1.24
TOTAL	630	277	324	601	1986	0.95


Amateur and Professional Record

Season	Team	League	GP	Regular Season				Playoffs				
				G	A	PTS	PIM	GP	G	A	PTS	PIM
1981-82	S.S. Marie	OHL	59	7	15	22	184	11	1	1	2	28
1982-83	S.S. Marie (a)	OHL	66	32	34	66	146	16	4	13	17	67
1983-84	S.S. Marie	OHL	64	44	64	108	209	11	22*	14	36*	41
1984-85	Philadelphia	NHL	75	14	25	39	181	19	3	4	7	72
1985-86	Philadelphia	NHL	69	14	21	35	284	5	1	2	3	26
1986-87	Philadelphia	NHL	69	21	26	47	288	26	11	10	21	72
1987-88	Philadelphia	NHL	65	31	33	64	301	5	1	4	5	55
1988-89	Philadelphia	NHL	66	45	36	81	183	16	6	6	12	69
1989-90	Philadelphia	NHL	75	37	59	96	196	-	-	-	-	-
1990-91	Philadelphia	NHL	70	40	31	71	150	-	-	-	-	-
1991-92	Philadelphia (b)	NHL	42	13	16	29	102	-	-	-	-	-
1992-93	PITTSBURGH	NHL	19	14	16	30	49	14	6	13	19	24
	PITTSBURGH	NHL	80	48	61	109	252	12	7	6	13	24
NHL TOTALS			630	277	324	601	1986	97	35	45	80	342
PGH TOTALS			99	62	77	139	301	26	13	19	34	48

* - League-leading figure

a - June, 1983 - Drafted by Philadelphia in 1983 Entry Draft, Fifth Flyers choice, 121st overall, sixth round.

b - February 19, 1992 - Traded to Pittsburgh by Philadelphia with Kjell Samuelsson, Ken Wregget and a conditional draft choice for Mark Recchi, Brian Benning and Los Angeles' first round draft choice - acquired by Pittsburgh in a prior trade - in 1992 Entry Draft.



BRYAN TROTTIER 19

Center

HT/WT: 5' 11" 195 lbs. **Shoots:** Left **Age:** 37

Born: Val Marie, Sask., July 17, 1956

Acquired: Signed as a free agent on June 22, 1993.


NHL CAREER: Drafted by the NY Islanders in the 1974 Amateur Draft in the second round...In 1975-76 set NHL rookie records (which have since been broken) for the most points (95) and assists (63) in a season...Won the Calder Memorial Trophy as the NHL's top rookie...Recorded two assists in the 1976 NHL All-Star Game in Philadelphia...In 1976-77, recorded 72 points (30+42), his second straight 30 goal season...In 1977-78, led the NHL in assists with 77...Led the Islanders in points with 123, while finishing second in NHL scoring...Was named to the First All-Star Team at center and was runnerup to Guy Lafleur in the voting for the Hart Trophy...Played in the 1980 NHL All-Star Game in Detroit...In 1978-79, won the Hart Trophy as the league's MVP, becoming the second youngest player in NHL History to win the award...Led the league in scoring with a career-high 134 points and in assists with a career-high 87...Was selected to the NHL First All-Star Team at center...Led the NHL with a plus 76 rating...Was a member of the NHL team that faced the Russians in the Challenge Cup in New York...In 1979-80, recorded a team-high 104 points and 62 assists...In the playoffs, led the NHL in goals (12) and points (29), helping lead the Islanders to their first Stanley Cup Championship...Won the Conn Smythe Trophy as the MVP in the playoffs...In 1980-81, led the Islanders with 72 assists and finished second on the team with 103 points...Led the Islanders with a plus 49 rating...Was selected to play in the 1981 All-Star Game, but missed the game due to a knee injury...As the Islanders were winning their second Stanley Cup Championship, he led the playoffs with 18 assists and was tied for second in points with 29...Set an NHL playoff record for the longest scoring streak with an 18-game point-scoring streak, recording 29 points (11+18)...In 1981-82, scored a career-high 50 goals, including a team-high 18 on the power play...Finished fifth in league scoring with 129 points...Was named to the NHL Second All-Star team at center...Recorded a 25-game scoring streak, recording 55 points (28+27), which was the second longest scoring streak at the time...Led the team with a plus 70 rating...Played in the 1982 NHL All-Star Game in Washington...Led the playoffs in scoring with 29 points (6+23) as the Islanders won their third Stanley Cup...Had his NHL-record 27-game point scoring streak stopped, which is the record for the longest scoring streak in playoff history (more than one playoff year). Recorded 42 points (16+26) in setting this record...In 1982-83, finished second on the team with 89 points and with a plus 37 rating...Played in the 1983 NHL All-

Star Game held on Long Island...In the playoffs, recorded 20 points in 17 games...Missed three games in the playoffs with a knee injury...In 1983-84, despite missing 10 games with a knee injury, finished second on the team with 111 points...Was his sixth season with over 100 points...Led the team with 71 assists and with a plus 70 rating...Was named to the NHL Second All-Star Team at center...In 1984-85, recorded 59 points (28+31) in 68 games...Missed 12 games with a leg injury...Played in the 1985 NHL All-Star Game in Calgary...Recorded his 1,000th career point on January 29, 1985 vs Minnesota...In 1985-86, finished second on the team in goals (37), assists (59) and points (96)...Scored the game-winning goal in overtime in the 1986 NHL All-Star Game in Hartford...In 1986-87, led the team in points (87) and assists (64)...Led the team in playoff scoring with 13 points...In 1987-88, led the Islanders with 52 assists, while finishing second in points with 82...Was named the first recipient of the Budweiser/NHL Man of the Year Award...In 1988-89, played in his 1,000 career game on October 27, 1988 at Philadelphia...Was named as the King Clancy Memorial Trophy winner...In 1989-90, his last season as an Islander player, missed 20 games due to various injuries...In 1990-91, was signed by the Penguins in July and recorded 28 points (9+19) in 52 games...Helped guide the Penguins to their first Stanley Cup Championship, recording seven points (3+4) in the playoffs...In 1991-92, again helped the Penguins win the Stanley Cup, the sixth Stanley Cup in his career...Played in the 1992 NHL All-Star Game in Philadelphia.

JUNIOR CAREER: Played three seasons in the WHL, the first two with Swift Current and the final season with Lethbridge...In 1974-75, recorded 144 points and led the league with 98 assists, while playing for Lethbridge...Was named the MVP of the WHL and to the WHL First All-Star Team.

INTERNATIONAL CAREER: Played for Team Canada in the 1981 Canada Cup, recording 11 points (3+8) in seven games...Played for Team USA in the 1984 Canada Cup, recording five points (2+3) in six games.

PERSONAL: Bryan and wife Nickie have three children, Bryan Jr. (14), Lindsay (11) and Taylor (3)...Served as NHLPA President for eight years...His brother Rocky played in parts of two seasons with the New Jersey Devils.



Career Highlights

MILESTONES ACHIEVED: 1400th Point (2/5/92 at NYR)...500th goal (2/13/90 vs Calgary)...800th assist (2/16/88 vs Calgary)...1200th Game (11/30/91 vs Philadelphia)

MILESTONES WITHIN REACH: (Current Total): 1300 games (1238); 900 assists (890).

HAT TRICKS: 16

FIRST NHL GAME: Oct. 8, 1975 - a 1-1 NY Islanders tie at Kansas City.

FIRST NHL POINT: Oct. 11, 1975 - a goal in a 7-0 NY Islanders win at Los Angeles.

FIRST NHL GOAL: Oct. 11, 1975 - in a 7-0 NY Islanders win at Los Angeles vs Rogie Vachon.

MOST GOALS, GAME: 5-Dec. 23, 1978 in a 9-4 NY Islanders win vs NY Rangers and Feb. 13, 1982 in an 8-2 Islanders win vs Philadelphia.

MOST ASSISTS, GAME: 4-Several Times.

MOST POINTS, GAME: 8-Dec. 23, 1978 in a 9-4 NY Islanders win vs NY Rangers (5g,3a).

NHL Record

Team	GP	G	A	PTS	PIM	PPG
Boston	51	14	28	42	18	0.82
Buffalo	53	19	43	62	40	1.16
Calgary	62	36	43	79	24	1.27
California	4	1	1	2	2	0.50
Chicago	56	23	45	68	56	1.21
Cleveland	8	4	9	13	4	1.63
Detroit	54	25	33	58	30	1.07
Edmonton	33	12	26	38	18	1.15
Hartford	41	15	22	37	27	0.90
Los Angeles	52	28	39	67	48	1.28
Minnesota	56	27	58	85	49	1.51
Montreal	53	17	29	46	36	0.86
New Jersey	92	44	69	113	59	1.23
NY Islanders	12	2	3	5	6	0.41
NY Rangers	98	38	75	113	79	1.15
Philadelphia	107	41	72	113	45	1.05
Pittsburgh	82	47	58	105	58	1.28
Quebec	31	13	23	36	22	1.16
San Jose	1	0	0	0	0	0.00
St. Louis	52	27	41	68	43	1.30
Toronto	53	23	43	66	38	1.24
Vancouver	56	22	38	60	34	1.07
Washington	93	31	71	102	110	1.09
Winnipeg	38	11	21	32	30	0.84
TOTAL	1238	520	890	1410	876	1.14


Amateur and Professional Record

Season	Team	League	Regular Season					Playoffs				
			GP	G	A	PTS	PIM	GP	G	A	PTS	PIM
1972-73	Swift Current	WHL	67	16	29	45	10	-	-	-	-	-
1973-74	Swift Current (a)	WHL	68	41	71	112	76	13	7	8	15	8
1974-75	Lethbridge (bc)	WHL	67	46	98	144	103	6	2	5	7	14
1975-76	NY Islanders (d)	NHL	80	32	63	95	21	13	1	7	8	8
1976-77	NY Islanders	NHL	76	30	42	72	34	12	2	8	10	2
1977-78	NY Islanders (e)	NHL	77	46	77	123	46	7	0	3	3	4
1978-79	NY Islanders (elgh)	NHL	76	47	87	134	50	10	2	4	6	13
1979-80	NY Islanders (i)	NHL	78	42	62	104	68	21	12	17	29	16
1980-81	NY Islanders	NHL	73	31	72	103	74	18	11	18	29	34
1981-82	NY Islanders (j)	NHL	80	50	79	129	68	19	6	23	29	40
1982-83	NY Islanders	NHL	80	34	55	89	68	17	8	12	20	18
1983-84	NY Islanders (j)	NHL	68	40	71	111	59	21	8	6	14	49
1984-85	NY Islanders	NHL	68	28	31	59	47	10	4	2	6	8
1985-86	NY Islanders	NHL	78	37	59	96	72	3	1	1	2	2
1986-87	NY Islanders	NHL	80	23	64	87	50	14	8	5	13	12
1987-88	NY Islanders (k)	NHL	77	30	52	82	48	6	0	0	0	10
1988-89	NY Islanders (l)	NHL	73	17	28	45	44	-	-	-	-	-
1989-90	NY Islanders	NHL	59	13	11	24	29	4	1	0	1	4
1990-91	Pittsburgh (m)	NHL	52	9	19	28	24	23	3	4	7	49
1991-92	Pittsburgh	NHL	63	11	18	29	54	21	4	3	7	8
1992-93	Did Not Play											
NHL TOTALS			1238	520	890	1410	876	219	71	113	184	277
PGH TOTALS			115	20	37	57	78	4	7	7	14	58

* - League-leading figure

- a - June, 1974 - Drafted by the NY Islanders in 1974 Amateur Draft; Second Islanders choice, 22nd overall, second round.
- b - WHL Most Valuable Player (1974-75)
- c - WHL First All-Star Team (1974-75)
- d - Won Calder Memorial Trophy (1975-76)
- e - NHL First All-Star Team (1977-78 & 1978-79)
- f - Won Art Ross Trophy (1978-79)

- g - Won Hart Trophy (1978-79)
- h - NHL Plus/Minus Leader (1978-79)
- i - Won Conn Smythe Trophy (1980)
- j - NHL Second All-Star Team (1981-82 & 1983-84)
- k - Named Budweiser/NHL Man of the Year (1987-88)
- l - Won King Clancy Memorial Trophy (1988-89)
- m - July 20, 1990 - Signed as a free agent by Pittsburgh



KEN WREGGET

31

Goaltender

HT/WT: 6' 1" 195 lbs. **Catches:** Left **Age:** 29

Born: Brandon, Man., March 25, 1964

Acquired: Traded by Philadelphia to Pittsburgh with Rick Tocchet, Kjell Samuelsson and a conditional draft choice for Mark Recchi, Brian Benning and Los Angeles' first round draft choice in 1992 Entry Draft on Feb. 19, 1992.

1992-93: Won 13 games for the Penguins, and is one of only five goaltenders to have won at least 10 games in each of the past seven seasons... Shared a shutout with Tom Barrasso on February 8 in Atlanta vs the Boston Bruins... Allowed three goals or less in 14 of his 22 starts... Had a goals against average of 2.74 in making 11 consecutive starts from January 10 to February 8... Had a 7-1-1 record at the Civic Arena... Missed one game due to an injury: knee (1). **PLAYOFFS:** Served as the backup goalie, but did not play in the 1993 playoffs.

NHL CAREER: Drafted by Toronto in the fourth round (45th overall) in 1982 Entry Draft... In 1983-84, played in three games with the Maple Leafs... In his first NHL game on December 8, faced 54 shots in an 8-6 Toronto win at Hartford... In 1984-85, his first full pro season was split between Toronto (NHL) and St. Catharines (AHL)... In 1985-86, started the season with St. Catharines, before being recalled on November 29 by Toronto... Played in 10 playoff games, recording one shutout and had a goals against average of 3.16... In 1986-87, played in 56 games, recording 22 wins... Played in all 13 of Toronto's playoff games, recording a 2.29 goals against average... Played in 56 games in 1987-88 recording his first two regular season shutouts... In 1988-89, played in 32 games with Toronto before being traded to Philadelphia on March 6, 1989... Started Game Seven of the Patrick Division finals at Pittsburgh on April 29, replacing injured Ron Hextall, allowing only one goal in a 3-1 Flyers' win... In 1989-90, tied a career-high with 22 wins set with Toronto

in 1986-87... Was tied for eighth in the NHL in wins and tied for ninth in save percentage (.898)... Recorded six consecutive victories from October 7-20 in 1990-91, winning the NHL Player of the Week award for the week ending October 22... In 1991-92, was acquired by the Penguins from the Flyers along with Rick Tocchet and Kjell Samuelsson on February 19... Played in 23 games with the Flyers, recording a 3.57 goals against average and a 9-8-3 record... In six home games with the Penguins, had a 5-1-0 record... In the playoffs, played in one game, on April 25 vs Washington, replacing Tom Barrasso at the start of the second period... Served as the back-up goalie in 20 of the 21 playoff games.

JUNIOR CAREER: In 1982-83 playing for Lethbridge (WHL), had a 3.48 goals against average in 48 games... Led all goalies with a 3.02 goals against average in the playoffs... In 1983-84 was named to the WHL First All-Star Team, East Division... Led the WHL with a 3.16 goals against average in 1983-84.

INTERNATIONAL CAREER: Was named to the 1983 Canadian Junior National Team that played in the World Junior Tournament in Nykoping Sweden... Played in five games in the tournament, finishing with a 3.00 goals against average.

PERSONAL: Ken and wife Susan have a son Matthew, (1), who was born during the 1992 playoffs... Spent most of his summer in Pittsburgh... Enjoys farming and jogging in the off-season.



Career Highlights

MILESTONES ACHIEVED: 300th game (12/19/91 vs NYI) ...100th win (3/28/92 vs Montreal).

FIRST NHL GAME: Dec. 8, 1983 - an 8-6 Toronto win at Hartford.

FIRST NHL WIN: Dec. 8, 1983 - an 8-6 Toronto win at Hartford.

FIRST NHL SHUTOUT: Nov. 14, 1987 - a 4-0 Toronto win at Philadelphia.

NHL Record

Team	GP	MIN	GA	SO	AVG	W-L-T
Boston	15	873	53	0	3.64	4-10-0
Buffalo	17	844	61	0	4.34	6-9-1
Calgary	13	734	50	0	4.09	5-5-3
Chicago	30	1625	110	0	4.06	12-12-3
Detroit	18	837	73	0	5.23	3-9-0
Edmonton	17	944	70	0	4.45	4-12-1
Hartford	12	653	48	0	4.41	4-8-0
Los Angeles	14	722	57	0	4.73	5-7-1
Minnesota	30	1664	112	0	4.04	6-16-3
Montreal	10	604	29	0	2.88	7-4-0
New Jersey	14	691	45	0	3.90	7-5-1
NY Islanders	18	1028	64	0	3.74	8-6-1
NY Rangers	14	708	49	0	4.15	3-8-1
Ottawa	2	120	5	0	2.50	2-0-0
Philadelphia	8	485	29	1	3.59	5-2-1
Pittsburgh	19	1027	78	0	4.55	7-9-1
Quebec	14	797	62	0	4.67	2-8-3
San Jose	-	-	-	-	-	-
St. Louis	25	1470	82	0	3.35	7-14-3
Tampa Bay	-	-	-	-	-	-
Toronto	6	259	15	0	3.47	2-2-1
Vancouver	10	607	36	1	3.56	5-3-2
Washington	21	1086	74	0	4.09	4-13-1
Winnipeg	14	795	43	0	3.25	6-7-1
TOTALS	341	18573	1245	2	4.02	114-169-28

Amateur and Professional Record

Season	Team	League	Regular Season				Playoffs			
			GP	MP	GA	SO	GP	MP	GA	SO
1981-82	Lethbridge (a)	WHL	36	1713	118	0	4	13	3	0
1982-83	Lethbridge	WHL	48	2696	157	0	3	1154	58	1
1983-84	Toronto	NHL	3	165	14	0	5	09	-	-
	Lethbridge (b)	WHL	53	3053	161	0	3	16	4	0
1984-85	Toronto	NHL	23	1278	103	0	4	84	18	0
	St. Catharines	AHL	12	688	48	0	4	19	-	-
1985-86	Toronto	NHL	30	1566	113	0	10	607	32	1
	St. Catharines	AHL	18	1058	78	1	4	42	-	-
1986-87	Toronto	NHL	56	3026	200	0	13	761	29	1
1987-88	Toronto	NHL	56	3000	222	2	2	108	11	0
1988-89	Toronto (c)	NHL	32	1888	139	0	4	42	-	-
	Philadelphia	NHL	3	130	13	0	5	268	10	0
1989-90	Philadelphia	NHL	51	2961	169	0	3	42	-	-
1990-91	Philadelphia	NHL	30	1484	88	0	3	56	-	-
1991-92	Philadelphia (d)	NHL	23	1259	75	0	3	57	-	-
	PITTSBURGH	NHL	9	448	31	0	1	40	4	0
1992-93	PITTSBURGH	NHL	25	1368	78	0	3	42	-	-
NHL TOTALS			341	18573	1245	2	4	02	31	1784
PGH TOTALS			34	1816	109	0	3	40	1	40


* - League-leading figure

a - June, 1982 - Drafted by Toronto in 1982 Entry Draft. Fourth Toronto pick 45th overall, third round.

b - WHL First All-Star Team, East Division (1983-84)

c - March 6, 1989 - Traded to Philadelphia by Toronto for Philadelphia's first round choice and Calgary's first round choice - acquired by Philadelphia in a prior trade - in 1989 Entry Draft.

d - February 19, 1992 - Traded to Pittsburgh by Philadelphia with Rick Tocchet, Kjell Samuelsson and a conditional draft choice for Mark Recchi, Brian Benning and Los Angeles' first round choice - acquired by Pittsburgh in a prior trade - in 1992 Entry Draft.



DOUG BROWN

24

Center

HT/WT: 5' 10" 185 lbs. Shoots: Right Age: 29

Born: Southborough, MA., June 12, 1964

Acquired: Attended 1993 training camp as a tryout.

1992-93: Played in four of the first 17 games for the Devils, before being assigned to Utica on November 16...Was suspended by the Devils for failing to report to Utica...Was reinstated a month later when he reported...Played in 25 games with Utica before being recalled on February 26...Recorded 28 points (11+17) while playing for Utica...Played in 11 of the Devils final 24 games...Recorded five assists in 15 games with the Devils.

NHL CAREER: Signed as a free agent by the New Jersey Devils on August 6, 1986...Played in his first game on March 13, 1987 vs the Islanders...Scored his first NHL goal vs the Penguins on October 9, 1987 vs Pat Riggin...Set a single-season career high in points in 1989-90, recording 34...Holds the Devils career record for the most short-handed goals (11)...Holds Devils club record for the most short-handed goals in a season, scoring four in 1987-88...Scored on a penalty

shot on November 23, 1991 at Philadelphia vs Ken Wregget.

COLLEGE CAREER: Played four seasons at Boston College, and was named the team MVP during the 1984-85 season...Set a school record, scoring 37 goals in 1984-85 (since been broken)...Was named to the Hockey East Second All-Star Team during the 1984-85 and 1985-86 seasons.

INTERNATIONAL CAREER: Was a member of Team USA in the 1986, 1989 and 1991 World Championships...Played in the 1991 Canada Cup for Team USA.

PERSONAL: Doug and wife Maureen have a daughter Anna (5) and a son Patrick (1)...His brother, Greg, played for the Buffalo Sabres last season.

NHL Record


Team	GP	G	A	PTS	PIM	PPG
Boston	14	4	1	5	0	0.36
Buffalo	10	3	4	7	0	0.70
Calgary	10	0	4	4	4	0.40
Chicago	13	1	2	3	2	0.23
Detroit	12	2	4	6	0	0.50
Edmonton	15	2	2	4	6	0.27
Hartford	16	8	3	11	12	0.69
Los Angeles	13	0	3	3	4	0.23
Minnesota	12	1	2	3	0	0.25
Montreal	13	0	2	2	0	0.15
NY Islanders	32	5	5	10	10	0.31
NY Rangers	31	10	11	21	2	0.68

Team	GP	G	A	PTS	PIM	PPG
Ottawa	1	0	0	0	2	0.00
Philadelphia	33	4	6	10	24	0.30
Pittsburgh	30	8	11	19	6	0.63
Quebec	13	3	4	7	4	0.54
San Jose	4	2	1	3	0	0.75
St. Louis	13	5	2	7	6	0.54
Tampa Bay	-	-	-	-	-	-
Toronto	12	2	4	6	2	0.50
Vancouver	13	1	3	4	0	0.31
Washington	29	6	5	11	0	0.38
Winnipeg	11	1	1	2	0	0.18
TOTAL	350	68	80	148	84	0.42

Amateur and Professional Record

Season	Team	League	GP	Regular Season				PIM	GP	Playoffs				PIM
				G	A	PTS				G	A	PTS		
1982-83	Boston College	ECAC	22	9	8	17	0	-	-	-	-	-	-	-
1983-84	Boston College	ECAC	38	11	10	21	6	-	-	-	-	-	-	-
1984-85	Boston College (a)	HE	45	37	31	68	10	-	-	-	-	-	-	-
1985-86	Boston College (a)	HE	38	16	40	56	16	-	-	-	-	-	-	-
1986-87	New Jersey (b)	NHL	4	0	1	1	0	-	-	-	-	-	-	-
	Maine	AHL	73	24	34	58	15	-	-	-	-	-	-	-
1987-88	New Jersey	NHL	70	14	11	25	20	19	5	1	6	6	6	6
	Utica	AHL	2	0	2	2	2	-	-	-	-	-	-	-
1988-89	New Jersey	NHL	63	15	10	25	15	-	-	-	-	-	-	-
	Utica	AHL	4	1	4	5	0	-	-	-	-	-	-	-
1989-90	New Jersey	NHL	69	14	20	34	16	6	0	1	1	2	2	2
1990-91	New Jersey	NHL	58	14	16	30	4	7	2	2	4	2	2	2
1991-92	New Jersey	NHL	71	11	17	28	27	-	-	-	-	-	-	-
1992-93	New Jersey	NHL	15	0	5	5	2	-	-	-	-	-	-	-
	Utica	AHL	25	11	17	28	8	-	-	-	-	-	-	-
NHL TOTALS			350	68	80	148	84	32	7	4	11	10	10	10

a - Hockey East Second All-Star Team (1984-85 & 1985-86)
b - August 6, 1986 - Signed as a free agent by New Jersey.



MIKE STAPLETON 26

Center

HT/WT: 5' 10" 183 lbs. **Shoots:** Right **Age:** 27

Born: Sarnia, Ontario, May 5, 1966

Acquired: Signed as a free agent on September 4, 1992.

1992-93: Played in 78 games in his first season with the Penguins, which is a single-season career high...Recorded two multiple point games...Tied his career single-season high with four goals...Three of his four goals were scored on the road...Set single-season career highs in assists (9) and points (13)...Played in his 200th NHL game on April 4 at New Jersey. **PLAYOFFS:** Played in four of the Penguins 12 playoff games, recording no points.

CAREER: Prior to signing with Pittsburgh, had played in parts of five seasons with Chicago...Was selected by Chicago in the 1984 Entry Draft in the seventh round...Played in his first NHL game on October 15, 1986 vs the New York Rangers...

Recorded his first point (an assist) on November 2, 1986 at St. Louis and scored his first goal on February 8, 1987 at Buffalo vs Tom Barrasso... Played with the 1986-87 Canadian Olympic Team, recording six points (2+4) in 21 games...Was a member of the 1986 Canadian Junior Team that took the silver medal at the World Junior Tournament. Recorded six points (3+3) in seven games...Played three seasons with Cornwall (OHL), where in his final season (1985-86), he finished third in team scoring with 103 points (39+64).

PERSONAL: Mike is single and spent most of the summer in Ontario...Is the son of former NHL defenseman Pat Stapleton.


NHL Record

Team	GP	G	A	PTS	PIM	PPG
Boston	9	0	2	2	2	0.22
Buffalo	8	1	2	3	0	0.38
Calgary	6	0	0	0	4	0.00
Chicago	2	0	0	0	0	0.00
Detroit	13	0	2	2	8	0.15
Edmonton	5	1	0	1	0	0.20
Hartford	7	2	4	6	2	0.86
Los Angeles	5	1	1	2	0	0.40
Minnesota	18	1	2	3	6	0.17
Montreal	7	0	0	0	0	0.00
New Jersey	12	0	1	1	4	0.08
NY Islanders	11	0	1	1	2	0.09
NY Rangers	12	0	0	0	0	0.00
Ottawa	4	0	2	2	0	0.50
Philadelphia	8	0	0	0	7	0.00
Pittsburgh	6	0	2	2	19	0.33
Quebec	8	0	1	1	5	0.13
San Jose	2	0	0	0	0	0.00
St. Louis	15	3	4	7	4	0.47
Tampa Bay	2	0	0	0	0	0.00
Toronto	20	2	4	6	23	0.30
Vancouver	5	1	0	1	2	0.20
Washington	10	1	1	2	4	0.20
Winnipeg	8	0	1	1	0	0.13
TOTAL	203	13	30	43	92	0.21

Amateur and Professional Record

Regular Season			Playoffs									
Season	Team	League	GP	G	A	PTS	PIM	GP	G	A	PTS	PIM
1983-84	Cornwall (a)	OHL	70	24	45	69	94	3	1	2	3	4
1984-85	Cornwall	OHL	56	41	44	85	68	9	2	4	6	23
1985-86	Cornwall	OHL	56	39	64	103	74	6	2	3	5	2
1986-87	Chicago	NHL	39	3	6	9	6	4	0	0	0	2
	Cdn. Olympic Team		21	2	4	6	4					
1987-88	Chicago	NHL	53	2	9	11	59					
	Saginaw	IHL	31	11	19	30	52	10	5	6	11	10
1988-89	Chicago	NHL	7	0	1	1	7					
	Saginaw	IHL	69	21	47	68	162	6	1	3	4	4
1989-90	Indianapolis	IHL	16	5	10	15	6	13	9	10	19	38
1990-91	Chicago	NHL	7	0	1	1	2					
	Indianapolis	IHL	75	29	52	81	76	7	1	4	5	0
1991-92	Chicago	NHL	19	4	4	8	8					
	Indianapolis (b)	IHL	59	18	40	58	65					
1992-93	PITTSBURGH	NHL	78	4	9	13	10	4				0
NHL TOTALS			203	13	30	43	92	8	0	0	0	0
PGH TOTALS			78	4	9	13	10	4	0	0	0	0

a - June, 1984 - Drafted by Chicago Blackhawks in 1984 NHL Entry Draft. Seventh Blackhawks pick, 132nd overall, seventh round.
b - September 4, 1992 - Signed as a free agent by Pittsburgh.



MARKUS NASLUND

Left Wing

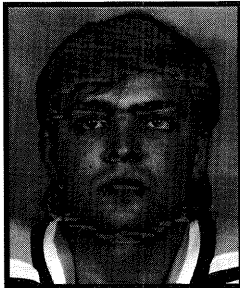
HT/WT: 5' 11" 180 lbs. **Shoots:** Left **Age:** 20
Born: Bonassund, Sweden, July 30, 1973
Acquired: Pittsburgh first round choice (16th overall)
 in 1991 Entry Draft

1992-93: Was tied for second on his team and tied for sixth in the league in scoring with 39 points...Finished fourth in the league in goals with 22...Recorded 15 points (6+9) in his last 14 games...Was a member of Team Sweden that won the silver medal at the 1993 World Championships, recording two points (1+1) in eight games...Was a member of the Swedish Team that won the silver medal at the 1993 World Junior Championships...Led the World Junior Tournament with 13 goals, while finishing second in assists (11) and points (24)...Was named to the World Junior Championship First All-Star Team...During the 1992 Penguins training camp led all scorers in the scrimmage tournament with eight points (5+3) in three games.

CAREER: In 1991-92 led his team (MoDo) in goals with 22 and points with 39...Played in the 1992 World Junior Tournament for Team Sweden...Finished tied for first in goals with eight and tied for third in points with 10.

Season	Team	League	GP	Regular Season				PIM	GP	Playoffs				PIM
				G	A	PTS				G	A	PTS		
1989-90	MoDo Jr.	SWE JR.	33	43	35	79	-	-	-	-	-	-	-	-
1990-91	MoDo (a)	SWE	32	10	9	19	-	-	-	-	-	-	-	-
1991-92	MoDo	SWE	39	22	17	39	52	-	-	-	-	-	-	-
1992-93	MoDo	SWE	39	22	17	39	67	-	-	-	-	-	-	-

a - June, 1991 - Drafted by Pittsburgh in the 1991 Entry Draft. First Penguins choice, 16th overall, first round.



LEONID TOROPCHENKO

Left Wing


HT/WT: 6' 4" 220 lbs. **Shoots:** L **Age:** 25
Born: Voskresenki, CIS, August 28, 1968
Acquired: Pittsburgh's 10th round choice, 260th
 overall in 1993 Entry Draft.

1992-93: Led Springfield (AHL) in scoring with 61 points...Was tied for the team lead in goals (31) and was fifth in assists (30).

CAREER: Played for Khimik (CIS), finished third on the team in goals with 13 and fifth in points with (16)...Was a teammate of Igor Ulanov, who played with Winnipeg during the 1992-93 season.

Season	Team	League	GP	Regular Season				PIM	GP	Playoffs				PIM
				G	A	PTS				G	A	PTS		
1991-92	Khimik	CIS	35	13	3	16	30	-	-	-	-	-	-	-
1992-93	Springfield (a)	AHL	71	31	30	61	59	13	4	4	8	8	-	-

a - June, 1993 - Drafted by Pittsburgh in the 1993 Entry Draft. 10th Penguins choice, 260th overall, 10th round.



GREG ANDRUSAK

Defense


HT/WT: 6' 1" 183 lbs. **Shoots:** Right **Age:** 23

Born: Cranbrook, B.C., November 14, 1969

Acquired: Pittsburgh's fifth round choice, 88th overall, in 1988 Entry Draft

Season	Team	League	REGULAR SEASON				PIM	PLAYOFFS				PIM
			GP	G	A	PTS		GP	G	A	PTS	
1987-88	U. Minn.-Duluth (a)	WCHA	37	4	5	9	42	-	-	-	-	-
1988-89	U. Minn.-Duluth	WCHA	35	4	8	12	74	-	-	-	-	-
1989-90	U. Minn.-Duluth	WCHA	35	5	29	34	74	-	-	-	-	-
1990-91	Team Canada		53	4	11	34	-	-	-	-	-	-
1991-92	U. Minn.-Duluth	WCHA	36	7	27	34	125	-	-	-	-	-
1992-93	Cleveland	IHL	55	3	22	25	78	2	0	0	0	2
	Muskegon	CHL	2	0	3	3	7	-	-	-	-	-

a - June, 1988 - Drafted by Pittsburgh Penguins in 1988 NHL Entry Draft. Fifth Penguins pick, 88th overall, fifth round.



STEVE BANCROFT

Defense

HT/WT: 6' 1" 214 lbs **Shoots:** Left **Age:** 23

Born: Toronto, Ont., October 6, 1970

Acquired: Signed as a free agent on August 2, 1993.

Season	Team	League	GP	REGULAR SEASON				PIM	GP	PLAYOFFS				PIM
				G	A	PTS	G			A	PTS			
1987-88	Belleville	OHL	56	1	8	9	42	-	-	-	-	-	-	
1988-89	Belleville (a)	OHL	66	7	30	37	99	5	0	2	2	10	-	
1989-90	Belleville	OHL	53	10	33	43	135	11	3	9	12	38	-	
1990-91	Newmarket (b)	AHL	9	0	3	3	22	-	-	-	-	-	-	
	Maine	AHL	53	2	12	14	46	2	0	0	0	2	-	
1991-92	Maine (c)	AHL	26	1	3	4	45	-	-	-	-	-	-	
	Indianapolis	IHL	36	8	23	31	49	-	-	-	-	-	-	
1992-93	Chicago	NHL	1	0	0	0	0	-	-	-	-	-	-	
	Indianapolis (d)	IHL	53	10	35	45	138	-	-	-	-	-	-	
NHL TOTAL			1	0	0	0	0	-	-	-	-	-	-	

a - June, 1989 - Drafted by Tornto Maple Leafs in 1989 NHL Entry Draft. Third Maple Leafs pick, 21st overall, first round.

b - November 9, 1990 - Traded to Boston by Toronto for Rob Cimetta.

c - January 9, 1992 - Traded to Chicago with Boston's 11th round choice in 1993 for Chicago's 11th round choice in 1992 Entry Draft and

Chicago's third round choice in 1993 Entry Draft.

d - August 2, 1993 - Signed as a free agent by Pittsburgh Penguins.



PAUL BERALDO


Right Wing

HT/WT: 6' 1" 195 lbs. **Shoots:** Right **Age:** 26

Born: Hamilton, Ont., October 5, 1967

Acquired: Attended 1993 training camp as a tryout.

Season	Team	League	REGULAR SEASON							PLAYOFFS						
			GP	G	A	PTS	PIM	GP	G	A	PTS	PIM				
1985-86	S.S. Marie (a)	OHL	61	15	13	28	48	-	-	-	-	-	-	-		
1986-87	S.S. Marie	OHL	63	39	51	90	117	4	3	2	5	6	-	-		
1987-88	Boston	NHL	3	0	0	0	0	-	-	-	-	-	-	-		
1988-89	Maine	AHL	62	22	15	37	112	2	0	0	0	0	19	-		
	Boston	NHL	7	0	0	0	4	-	-	-	-	-	-	-		
1989-90	Maine	AHL	73	25	28	53	134	-	-	-	-	-	-	-		
	Cdn. National Team		9	2	8	10	20	-	-	-	-	-	-	-		
1990-91	Maine	AHL	51	14	27	41	31	-	-	-	-	-	-	-		
	Milano	Italy	34	34	37	61	77	10	12	12	24	13	-	-		
1991-92	Milano	Italy	16	23	13	36	24	12	10	5	15	11	-	-		
1992-93	Milano	Italy	65	59	52	111	68	-	-	-	-	-	-	-		
NHL TOTALS			10	0	0	0	4	-	-	-	-	-	-	-		




JAMIE BLACK

Center

HT/WT: 6' 0" 185 lbs. **Shoots:** Left **Age:** 21
Born: Calgary, Alberta, April 4, 1972
Acquired: Signed as a free agent on August 17, 1993.

Season	Team	League	REGULAR SEASON					PLAYOFFS				
			GP	G	A	PTS	PIM	GP	G	A	PTS	PIM
1989-90	Portland	WHL	71	16	28	44	48	-	-	-	-	-
1991-92	Tacoma	WHL	71	33	37	70	79	4	1	0	1	0
1992-93	Tacoma (a)	WHL	69	42	61	103	53	7	7	15	22	2

a - August 17, 1993 - Signed as a free agent by the Pittsburgh Penguins.



MIKE DAGENAIS

Defense


HT/WT: 6' 0" 200 lbs. **Shoots:** Left **Age:** 24
Born: Gloucester, Ont., July 22, 1969
Acquired: Signed as a free agent August 26, 1993.

Season	Team	League	REGULAR SEASON					PLAYOFFS				
			GP	G	A	PTS	PIM	GP	G	A	PTS	PIM
1985-86	Peterborough	OHL	45	1	3	4	40	-	-	-	-	-
1986-87	Peterborough (a)	OHL	56	1	17	18	66	12	4	1	5	20
1987-88	Peterborough	OHL	66	11	23	34	125	12	1	1	2	31
1988-89	Peterborough	OHL	62	14	23	37	122	13	3	3	6	12
1989-90	Peterborough	OHL	44	14	26	40	74	12	4	1	5	18
1990-91	Indianapolis (b)	IHL	76	13	14	27	115	4	0	0	0	4
1991-92	Halifax	AHL	69	11	21	32	143	-	-	-	-	-
1992-93	Cincinnati (c)	IHL	69	14	22	36	128	-	-	-	-	-

a - June, 1987 - Drafted by Chicago Blackhawks in 1987 Entry Draft. Fourth Blackhawks pick, 60th overall, third round.

b - September 25, 1991 - Traded to Quebec by Chicago for Ryan McGill.

c - August 26, 1993 - Signed as a free agent by Pittsburgh Penguins.




ROB DOPSON

Goaltender

HT/WT: 6' 0" 200 lbs. **Catches:** Left **Age:** 26
Born: Smith Falls, Ontario, August 21, 1967
Acquired: Signed as a free agent on July 21, 1991.

Season	Team	League	REGULAR SEASON					PLAYOFF				
			GP	MIN	GA	SO	AVG	GP	MIN	GA	SO	AVG
1989-90	Wil.-Laurier	OJAA	22	1319	57	0	2.59	-	-	-	-	-
1990-91	Muskegon	IHL	24	1243	90	0	4.34	-	-	-	-	-
1991-92	Muskegon (a)	IHL	28	1655	90	4	3.26	12	697	40	0	3.44
1992-93	Cleveland	IHL	50	2825	167	1	3.55	4	203	20	0	5.91

a - July 21, 1991 - Signed as a free agent by Pittsburgh Penguins.




JUSTIN DUBERMAN

Right Wing

HT/WT: 6' 1" 185 lbs. **Shoots:** Right **Age:** 23
Born: New Haven, CT, March 23, 1970
Acquired: Signed as a free agent on November 2, 1992.

Season	Team	League	REGULAR SEASON					PIM	PLAYOFFS				
			GP	G	A	PTS	PIM		GP	G	A	PTS	PIM
1988-89	North Dakota (a)	WCHA	33	3	1	4	30	-	-	-	-	-	-
1989-90	North Dakota	WCHA	42	10	9	19	50	-	-	-	-	-	-
1990-91	North Dakota	WCHA	42	19	18	37	68	-	-	-	-	-	-
1991-92	North Dakota (b)	WCHA	39	17	27	44	90	-	-	-	-	-	-
1992-93	Cleveland	IHL	77	29	42	71	69	4	0	0	0	0	12

a - June, 1989 - Drafted by Montreal Canadiens in 1989 Entry Draft. 12th Canadiens pick, 230th overall, 10th round.
b - November 2, 1992 - Signed as a free agent by Pittsburgh Penguins.




PAUL DYCK

Defense

HT/WT: 6' 1" 192 lbs. **Shoots:** Left **Age:** 22
Born: Steinbach, Manitoba, April 20, 1971
Acquired: Pittsburgh's 11th round choice, 236th overall, in 1991 Entry Draft.

Season	Team	League	REGULAR SEASON					PIM	PLAYOFFS				
			GP	G	A	PTS	PIM		GP	G	A	PTS	PIM
1989-90	Moose Jaw	WHL	72	5	10	15	86	-	-	-	-	-	-
1990-91	Moose Jaw (a)	WHL	72	12	41	53	63	-	-	-	-	-	-
1991-92	Muskegon	IHL	73	6	21	27	40	14	1	3	4	4	4
1992-93	Cleveland	IHL	69	6	21	27	69	1	0	0	0	0	0

a - June, 1991 - Drafted by Pittsburgh Penguins in 1991 NHL Entry Draft. 11th Penguins pick, 236th overall, 11th round.



TODD HAWKINS

Left Wing


HT/WT: 6' 1" 195 lbs. **Shoots:** Right **Age:** 27
Born: Kingston, Ontario, August 2, 1966
Acquired: Signed as a free agent on August 20, 1993.

Season	Team	League	REGULAR SEASON					PIM	PLAYOFFS				
			GP	G	A	PTS	PIM		GP	G	A	PTS	PIM
1984-85	Belleville	OHL	58	7	16	23	117	12	1	0	1	1	10
1985-86	Belleville (a)	OHL	60	14	13	27	172	24	9	7	16	60	60
1986-87	Belleville	OHL	60	47	40	87	187	6	3	5	8	16	16
1987-88	Flint	IHL	50	13	13	26	337	16	3	5	8	174*	-
	Fredericton	AHL	2	0	4	4	11	-	-	-	-	-	-
1988-89	Vancouver	NHL	4	0	0	0	9	-	-	-	-	-	-
	Milwaukee	IHL	63	12	14	26	307	9	1	0	1	33	-
1989-90	Vancouver	NHL	4	0	0	0	6	-	-	-	-	-	-
	Milwaukee	IHL	61	23	17	40	273	5	4	1	5	19	-
1990-91	Newmarket (b)	AHL	22	2	5	7	66	-	-	-	-	-	-
	Milwaukee	IHL	39	9	11	20	134	-	-	-	-	-	-
1991-92	Toronto	NHL	2	0	0	0	0	-	-	-	-	-	-
	St. John's	AHL	66	30	27	57	139	7	1	0	1	10	-
1992-93	St. John's (c)	AHL	72	21	41	62	103	9	1	3	4	10	-

NHL TOTALS

10 0 0 0 15 - - - -

a - June, 1986 - Drafted by Vancouver Canucks in 1986 Entry Draft. 10th Canucks pick, 217th overall, 11th round.
b - January 22, 1991 - Traded to Toronto by Vancouver for Brian Blad.
c - August 20, 1993 - Signed as a free agent by Pittsburgh Penguins.



JAMIE HEWARD

Defense

HT/WT: 6' 2" 183 lbs. **Shoots:** Right **Age:** 22


Born: Regina, Sask., March 30, 1971

Acquired: Pittsburgh's first round choice,
16th overall, in 1989 Entry Draft.

Season	Team	League	REGULAR SEASON					PLAYOFFS				
			GP	G	A	PTS	PIM	GP	G	A	PTS	PIM
1987-88	Regina	WHL	68	10	17	27	17	4	1	1	2	2
1988-89	Regina (a)	WHL	52	31	28	59	29	-	-	-	-	-
1989-90	Regina	WHL	72	14	44	58	42	11	2	2	4	10
1990-91	Regina (b)	WHL	71	23	61	84	41	8	2	9	11	6
1991-92	Muskegon	IHL	54	6	21	27	37	14	1	4	5	4
1992-93	Cleveland	IHL	58	9	18	27	64	-	-	-	-	-

a - June, 1989 - Drafted by Pittsburgh Penguins in 1989 NHL Entry Draft. First Penguins pick, 16th overall, first round.

b - WHL East Division First All-Star Team (1990-91)



MARC HUSSEY

Defense


HT/WT: 6' 2" 182 lbs. **Shoots:** Right **Age:** 19

Born: Chatham, N.B., January 22, 1974

Acquired: Pittsburgh second round choice,
43rd overall, in 1992 Entry Draft.

Season	Team	League	REGULAR SEASON					PLAYOFFS				
			GP	G	A	PTS	PIM	GP	G	A	PTS	PIM
1990-91	Moose Jaw	WHL	68	5	8	13	67	8	2	2	4	7
1991-92	Moose Jaw (a)	WHL	72	7	27	34	203	4	1	1	2	0
1992-93	Moose Jaw	WHL	68	12	28	40	121	-	-	-	-	-

a - June, 1992 - Drafted by Pittsburgh Penguins in 1992 Entry Draft. Second Penguins pick, 43rd overall, first round.



ROBERT MELANSON

Defense


HT/WT: 6' 1" 202 lbs. **Shoots:** Left **Age:** 22

Born: Antigonish, Nova Scotia, March 5, 1971

Acquired: Pittsburgh's fifth round choice,
104th overall, in 1991 Entry Draft.

Season	Team	League	REGULAR SEASON					PLAYOFFS				
			GP	G	A	PTS	PIM	GP	G	A	PTS	PIM
1990-91	Hull (a)	QMJHL	66	1	8	9	210	-	-	-	-	-
1991-92	Muskegon	IHL	7	0	2	2	2	1	0	0	0	0
1992-93	Knoxville	ECHL	49	0	11	11	186	-	-	-	-	-
	Cleveland	IHL	27	0	5	5	123	1	0	0	0	0
	Muskegon	CHL	23	0	7	7	108	-	-	-	-	-

a - June, 1991 - Drafted by Pittsburgh Penguins in 1991 NHL Entry Draft. Penguins pick, 104th overall, fifth round.




PATRICK NEATON

Defense

HT/WT: 6' 0" 180 lbs. **Shoots:** Right **Age:** 22
Born: Redford, Michigan, May 21, 1971
Acquired: Pittsburgh's seventh round choice,
 145th overall, in 1990 Entry Draft.

Season	Team	League	GP	REGULAR SEASON				PIM	GP	PLAYOFFS				PIM
				G	A	PTS				G	A	PTS		
1989-90	U. Michigan	CCHA	42	3	23	26		36	-	-	-	-	-	-
1990-91	U. Michigan	CCHA	44	15	28	43		78	-	-	-	-	-	-
1991-92	U. Michigan	CCHA	43	10	20	30		62	-	-	-	-	-	-
1992-93	U. Michigan	CCHA	38	10	18	28		37	-	-	-	-	-	-

a - June, 1990 - Drafted by Pittsburgh Penguins in 1990 Entry Draft. Ninth Penguins pick, 145th overall, in seventh round.




ED PATTERSON

Right Wing

HT/WT: 6' 2" 210 lbs. **Shoots:** Right **Age:** 20
Born: Delta, B.C., November 14, 1972
Acquired: Pittsburgh's seventh round choice,
 148th overall, in 1991 Entry Draft

Season	Team	League	GP	REGULAR SEASON				PIM	GP	PLAYOFFS				PIM
				G	A	PTS				G	A	PTS		
1990-91	Swift Current (a)	WHL	7	2	7	9		0	-	-	-	-	-	-
	Kamloops	WHL	55	14	33	47		134	-	-	-	-	-	-
1991-92	Kamloops	WHL	38	19	25	44		120	1	0	0	0	0	0
1992-93	Cleveland	IHL	63	4	16	20		131	3	1	1	2	2	2

a - June, 1991 - Drafted by Pittsburgh Penguins in 1991 NHL Entry Draft. Seventh Penguins pick, 148th overall, seventh round.




JASON SMART

Center

HT/WT: 6' 4" 212 lbs. **Shoots:** Left **Age:** 23
Born: Prince George, B. C., January 23, 1970
Acquired: Pittsburgh's 12th round choice,
 247th overall, in 1989 Entry Draft.

Season	Team	League	GP	REGULAR SEASON				PIM	GP	PLAYOFFS				PIM
				G	A	PTS				G	A	PTS		
1987-88	Prince Albert	WHL	72	16	29	45		79	10	1	2	3		11
1988-89	Prince Albert (a)	WHL	12	1	3	4		31	-	-	-	-	-	-
	Saskatoon	WHL	36	6	17	23		33	8	1	6	7		16
1989-90	Saskatoon	WHL	66	27	48	75		187	10	1	5	6		19
1990-91	Albany	IHL	15	4	2	6		28	-	-	-	-	-	-
	Muskegon	IHL	36	12	27	45		83	5	0	3	3		11
1991-92	Muskegon	IHL	45	10	14	24		49	-	-	-	-	-	-
1992-93	Cleveland	IHL	78	12	36	48		151	3	0	0	0		6

a - June, 1989 - Drafted by Pittsburgh Penguins in 1989 NHL Entry Draft. 13th Penguins pick, 247th overall, 12th round.




CHRIS TAMER

Defense

HT/WT: 6' 2" 185 lbs. **Shoots:** Left **Age:** 22
Born: Dearborn, Michigan, November 17, 1970
Acquired: Pittsburgh's fourth round choice,
 68th overall, in 1990 Entry Draft

Season	Team	League	GP	REGULAR SEASON					PIM	GP	PLAYOFFS					PIM
				G	A	PTS					G	A	PTS			
1988-89	Redford	NAJHL	31	6	13	19		79	-	-	-	-	-	-	-	-
1989-90	U. Michigan	CCHA	42	2	7	9		147	-	-	-	-	-	-	-	-
1990-91	U. Michigan	CCHA	45	8	19	27		130	-	-	-	-	-	-	-	-
1991-92	U. Michigan	CCHA	43	4	15	19		125	-	-	-	-	-	-	-	-
1992-93	U. Michigan	CCHA	39	5	18	23		113	-	-	-	-	-	-	-	-

a - June, 1990 - Drafted by Pittsburgh Penguins in 1990 Entry Draft. Third Penguins pick, 68th overall, in fourth round.




TRAVIS THIESSEN

Defense

HT/WT: 6'3" 203 lbs. **Shoots:** Left **Age:** 21
Born: N. Battleford, Sask., July 11, 1972
Acquired: Pittsburgh's third round choice,
 67th overall, in 1992 Entry Draft.

Season	Team	League	GP	REGULAR SEASON					PIM	GP	PLAYOFFS					PIM
				G	A	PTS					G	A	PTS			
1990-91	Moose Jaw	WHL	69	4	14	18		80	8	0	0	0	0			10
1991-92	Moose Jaw	WHL	72	9	50	59		112	4	0	2	2	2			8
1992-93	Cleveland	WHL	64	3	7	10		69	4	0	0	0	0			16

a - June, 1992 - Drafted by Pittsburgh Penguins in 1992 Entry Draft. Third Penguins pick, 67th overall, in third round.



GEORGE ZAJANKALA

Left Wing

HT/WT: 6' 2" 207 lbs. **Shoots:** Left **Age:** 21
Born: Revelstoke, B.C., May 14, 1972
Acquired: Attended 1993 training camp as a tryout.

Season	Team	League	GP	REGULAR SEASON					PIM	GP	PLAYOFFS					PIM
				G	A	PTS					G	A	PTS			
1991-92	Seattle	WHL	49	13	14	27		197	15	1	3	4	37			
1992-93	Cleveland	IHL	76	16	21	37		80	1	0	0	0	0			0

FUTURE PENGUINS

JAN ALINC

Center

HT/WT: 6' 2"

180 lbs.

Born: Louny, Czech., May 27, 1972

Age: 21

Shoots: Left

Acquired: Pittsburgh's seventh round choice (163rd overall) in 1992 Entry Draft.

Season	Team	League	GP	G	A	PTS	PIM
1991-92	Litvinov	CSFR	36	16	12	28	—
1992-93	Chemopetrol	CSFR	25	11	9	20	—

BRIAN BONIN

Center

HT/WT: 5' 10"

175 lbs.

Born: St. Paul, Minnesota, November 28, 1973

Age: 19

Shoots: Left

Acquired: Pittsburgh's ninth round choice (221st overall) in 1992 Entry Draft.

Season	Team	League	GP	G	A	PTS	PIM
1991-92	White Bear Lake H.S.	H.S.	23	22	35	57	8
1992-93	U. Minnesota	H.S.	38	10	18	28	10

FRAN BUSSEY

Center

HT/WT: 6' 3"

184 lbs.

Born: Duluth, Minnesota, July 9, 1974

Age: 19

Shoots: Left

Acquired: Pittsburgh's eighth round choice (187th overall) in 1992 Entry Draft.

Season	Team	League	GP	G	A	PTS	PIM
1991-92	Duluth-East H.S.	H.S.	23	17	26	42	8
1992-93	Duluth-East H.S.	H.S.	24	18	20	38	14

BRIAN CALLAHAN

Left Wing

HT/WT: 6' 1"

190 lbs.

Born: Melrose, MA., July 13, 1974

Age: 19

Shoots: Left

Acquired: Pittsburgh's 10th round choice (235th overall) in 1992 Entry Draft.

Season	Team	League	GP	G	A	PTS	PIM
1991-92	Belmont Hill School	US Prep	25	20	18	38	—
1992-93	Belmont Hill School	US Prep	15	19	16	35	16

DENIS CASEY

Goaltender

HT/WT: 5' 10"

180 lbs.

Born: Kelowna, B. C., February 6, 1968

Age: 25

Catches: Left

Acquired: Pittsburgh's sixth round choice (110th overall) in 1990 Entry Draft

Season	Team	League	GP	MP	GA	SO	AVG
1989-90	Colorado College	WCHA	19	1059	75	0	4.15
1990-91	Colorado College	WCHA	11	607	43	0	4.25
1991-92	Colorado College	WCHA	12	664	44	0	3.97
1992-93	Did Not Play						

BRIAN CLIFFORD

Center

HT/WT: 6' 0"

180 lbs.

Born: Buffalo, New York, June 18, 1973

Age: 20

Shoots: Right

Acquired: Pittsburgh's sixth round choice (126th overall) in 1991 Entry Draft.

Season	Team	League	GP	G	A	PTS	PIM
1990-91	Nicholas Academy	USHS	29	29	33	62	—
1991-92	Nicholas Academy	USHS	29	27	31	58	46
1992-93	Michigan State	CCHA	34	15	7	22	20

FUTURE PENGUINS

PHILIPPE DeROUVILLE Goaltender HT/WT: 6' 1" 183 lbs.
Born: Arthabaska, Quebec, August 7, 1974 Age: 19
Catches: Left

Acquired: Pittsburgh's fifth round choice (115th overall) in 1992 Entry Draft.

Season	Team	League	GP	MIN	GA	SO	AVG.
1990-91	College Francais	QMJHL	20	1030	50	0	2.91
1991-92	College Francais	QMJHL	34	1854	99	2	3.20
1992-93	College Francais	QMJHL	61	3491	210	1	3.61

JOE DZIEDZIC Left Wing HT/WT: 6' 3" 200 lbs.
Born: Minneapolis, Minnesota, December 18, 1971 Age: 21
Shoots: Left

Acquired: Pittsburgh's third round choice (61st overall) in 1990 Entry Draft.

Season	Team	League	GP	G	A	PTS	PIM
1988-89	Edison H.S.	USHS	22	46	27	73	34
1989-90	Edison H.S.	USHS	17	29	19	48	0
1990-91	U. Minnesota	WCHA	20	6	4	10	26
1991-92	U. Minnesota	WCHA	34	8	9	17	68
1992-93	U. Minnesota	WCHA	41	11	14	25	62

BRIAN FARRELL Center HT/WT: 5' 11" 182 lbs.
Born: West Hartford, CT, April 16, 1972 Age: 21
Shoots: Left

Acquired: Pittsburgh's fifth round choice (89th overall) in 1990 Entry Draft.

Season	Team	League	GP	G	A	PTS	PIM
1988-89	Avon Old Farms	US Prep	27	13	24	37	-
1989-90	Avon Old Farms	US Prep	24	22	23	45	-
1990-91	Harvard	ECAC	29	3	8	11	16
1991-92	Harvard	ECAC	9	5	3	8	6
1992-93	Harvard	ECAC	31	10	23	33	33

RUSTY FITZGERALD Center HT/WT: 6' 1" 185 lbs.
Born: Minneapolis, Minnesota, October 4, 1972 Age: 21
Shoots: Left

Acquired: Pittsburgh's second round choice (38th overall) in 1991 Entry Draft.

Season	Team	League	GP	G	A	PTS	PIM
1989-90	Silver Bay H.S.	USHS	21	25	26	51	24
1990-91	Duluth East H.S.	USHS	15	14	11	25	-
1991-92	U. Minn.-Duluth	WCHA	37	9	11	20	40
1992-93	U. Minn.-Duluth	WCHA	39	24	23	47	48

PASI HUURA Defense HT/WT: 6' 4" 222 lbs.
Born: Tampere, Finland, March 23, 1966 Age: 27
Shoots: Left

Acquired: Pittsburgh's 12th round choice (258th overall) in 1991 Entry Draft.

Season	Team	League	GP	G	A	PTS	PIM
1989-90	Ilves	Finland	41	1	4	6	48
1990-91	Ilves	Finland	39	2	6	8	50
1991-92	Lukko	Finland	44	1	5	6	40
1992-93	Lukko	Finland	48	5	6	12	38

LADISLAV KARABIN Left Wing HT/WT: 6' 1" 189 lbs.
Born: Bratislava, Czech., Febraury 16, 1970 Age: 23
Shoots: Left

Acquired: Pittsburgh's ninth round choice (173rd overall) in 1990 Entry Draft.

Season	Team	League	GP	G	A	PTS	PIM
1991-92	Bratislava	CZECH	24	4	8	12	-
1992-93	Bratislava	CZECH	39	21	23	44	-

FUTURE PENGUINS

JIRI KUCERA **Right Wing** **HT/WT: 5' 11"** **180 lbs.**
 Born: Bratislava, Czechoslovakia, March 28, 1966 Age: 27
 Acquired: Pittsburgh's eighth round choice (152nd overall) in 1987 Entry Draft.

Season	Team	League	GP	G	A	PTS	PIM
1989-90	Pilzen	CZECH	47	10	24	34	-
1990-91	Tappara	Finland	44	23	34	57	26
1991-92	Tappara	Finland	44	22	20	42	8
1992-93	Tappara	Finland	48	22	32	54	20

JEFF LEMBKE **Goaltender** **HT/WT: 5' 11"** **175 lbs.**
 Born: Pembina, North Dakota, November 29, 1972 Age: 20
 Catches: Left
 Acquired: Pittsburgh's ninth round choice (192nd overall) in 1991 Entry Draft.

Season	Team	League	GP	MP	GA	SO	AVG
1991-92	North Dakota	WCHA	10	412	41	0	5.97
1992-93	North Dakota	WCHA	4	160	16	0	6.00

PETER MCLAUGHLIN **Left Wing** **HT/WT: 6' 2"** **190 lbs.**
 Born: Norwood, MA., June 29, 1973 Age: 20
 Shoots: Left
 Acquired: Pittsburgh's eighth round choice (180th overall) in 1991 Entry Draft.

Season	Team	League	GP	G	A	PTS	PIM
1990-91	Belmont Hill H.S.	USHS	28	12	18	30	8
1991-92	Belmont Hill H.S.	USHS	22	22	18	40	24
1992-93	Harvard	ECAC	31	2	6	8	28

IAN MORAN **Defense** **HT/WT: 5' 11"** **175 lbs.**
 Born: Cleveland, Ohio, August 24, 1972 Age: 21
 Shoots: Right
 Acquired: Pittsburgh's sixth round choice (107th overall) in 1990 Entry Draft.

Season	Team	League	GP	G	A	PTS	PIM
1989-90	Belmont Hill School	US Prep	-	10	36	46	0
1990-91	Belmont Hill School	US Prep	23	7	44	51	12
1991-92	Boston College	HE	30	2	16	18	44
1992-93	Boston College	HE	31	8	12	20	32

JOE TAMMINEN **Center** **HT/WT: 6' 2"** **185 lbs.**
 Born: Virginia, Minnesota, January 23, 1973 Age: 20
 Shoots: Left
 Acquired: Pittsburgh's fourth round choice (82nd overall) in 1991 Entry Draft.

Season	Team	League	GP	G	A	PTS	PIM
1990-91	Virginia H.S.	USHS	22	20	18	38	-
1991-92	U. Minn.-Duluth	WCHA	23	1	3	4	12
1992-93	U. Minn.-Duluth	WCHA	38	4	6	10	38


CHRIS TOK **Defense** **HT/WT: 6' 1"** **177 lbs.**
 Born: Grand Rapids, Minnesota, March 19, 1973 Age: 20
 Shoots: Left
 Acquired: Pittsburgh's 10th round choice (214th overall) in 1991 Entry Draft.

Season	Team	League	GP	G	A	PTS	PIM
1990-91	Greenway H.S.	USHS	19	2	17	19	34
1991-92	Wisconsin	WCHA	19	0	1	1	8
1992-93	Wisconsin	WCHA	41	3	12	15	68

MIKA VALILA **Center** **HT/WT: 6' 0"** **175 lbs.**
 Born: Sodertalje, Sweden, February 20, 1970 Age: 23
 Shoots: Left
 Acquired: Pittsburgh's seventh round choice (130th overall) in 1990 Entry Draft

Season	Team	League	GP	G	A	PTS	PIM
1989-90	Tappara	Finland	44	8	16	24	14
1990-91	Tappara	Finland	41	10	9	19	16
1991-92	Jokerit	Finland	30	4	3	7	4
1992-93	Lukko	Finland	48	8	10	18	24

1993 ENTRY DRAFT SELECTIONS



NHL Commissioner Gary Bettman joins Craig Patrick and Gilles Meloche for the selection of first round draft choice Stefan Bergkvist.

For the fourth consecutive year, Penguins Executive Vice President and General Manager Craig Patrick used the team's first round choice to select a European player at the NHL Entry Draft. Stefan Bergkvist, a Swedish defenseman, was the Penguins first round choice, and the 26th player chosen overall. Bergkvist played 15 games for Leksand in the Swedish Elite League, the former team of Penguins defensemen Kjell and Ulf Samuelsson. Bergkvist was the second Swedish player to be selected in the first round by the Penguins in the last four years (Markus Naslund - 1991).

In the next two rounds, the Penguins selected forwards from the Canadian Junior ranks. Domenic Pittis, a center from Lethbridge (WHL), was chosen in the second round, and Dave Roche, a left wing from Peterborough (OHL), was selected in the third round. Pittis ranked fifth in the WHL in scoring, while Roche piled up 100 points for Peterborough.

The Penguins selected three more European players in the draft. Swedish defenseman Jonas Andersson-Junkka was chosen in the fourth round, Russian center Leonid Toropchenko was selected in the 10th round, and Hans Jonsson, a Swedish defenseman, was taken in the 11th round.

STEFAN BERGKVIST

AGE: 18 (March 10, 1975)
SHOOTS: Left

DEFENSE 6'3" 216 lbs.
BORN: Leksand, Sweden
RD/OV: 1st/26th

Season	Team	Lea.	GP	G	A	PTS	PIM
1991-92	Leksand Juniors	Sweden					
1992-93	Leksand	Sweden	15	0	0	0	6

DOMENIC PITTIS

AGE: 18 (October 1, 1974)
SHOOTS: Left

CENTER 5'11" 180 lbs.
BORN: Calgary, Alberta
RD/OV: 2nd/52nd

Season	Team	Lea.	GP	G	A	PTS	PIM
1991-92	Lethbridge	WHL	65	6	17	23	48
1992-93	Lethbridge	WHL	66	46	73	119	69

DAVE ROCHE

AGE: 18 (June 13, 1975)
SHOOTS: Left

LEFT WING 6'4" 224 lbs.
BORN: Lindsay, Ontario
RD/OV: 3rd/62nd

Season	Team	Lea.	GP	G	A	PTS	PIM
1991-92	Peterborough	OHL	62	10	17	27	134
1992-93	Peterborough	OHL	56	40	60	100	105

JONAS ANDERSSON-JUNKKA

AGE: 18 (May 4, 1975)
SHOOTS: Right

DEFENSE 6'2" 169 lbs.
BORN: Kiruna, Sweden
RD/OV: 4th/104th

Season	Team	Lea.	GP	G	A	PTS	PIM
1991-92	Kiruna	Sweden Div. 21	0	0	0	0	0
1992-93	Kiruna	Sweden Div. 230	3	7	10	32	

CHRIS KELLEHER

AGE: 18 (March 23, 1975)
SHOOTS: Left

DEFENSE 6'1" 215 lbs.
BORN: Cambridge, Mass.
RD/OV: 5th/130th

Season	Team	Lea.	GP	G	A	PTS	PIM
1991-92	St. Sebastian's HS H.S.	28	7	27	34	12	
1992-93	St. Sebastian's HS H.S.	25	8	30	38	16	

PATRICK LALIME

AGE: 19 (July 7, 1974)
SHOOTS: Left

GOALTENDER 6'2" 165 lbs.
BORN: St. Bonaventure, QUE
RD/OV: 6th/156th

Season	Team	Lea.	GP	MIN	GA	SO	AVG
1992-93	Shawinigan	QMJHL	44	2467	192	0	4.67

SEAN SELMSER

AGE: 18 (November 10, 1974)
SHOOTS: Left

LEFT WING 6'1" 180 lbs.
BORN: Calgary, Alberta
RD/OV: 7th/182nd

Season	Team	Lea.	GP	G	A	PTS	PIM
1991-92	Calgary Buffaloes	AMHL	32	21	24	45	131
1992-93	Red Deer	WHL	70	13	27	40	216

LARRY MCMORRAN

AGE: 18 (May 16, 1975)
SHOOTS: Right

CENTER 6'3" 193 lbs.
BORN: Toronto, Ontario
RD/OV: 8th/208th

Season	Team	Lea.	GP	G	A	PTS	PIM
1992-93	Seattle	WHL	54	9	1	10	25

TIM HARBERTS

AGE: 18 (May 20, 1975)
SHOOTS: Right

CENTER 6'1" 185 lbs.
BORN: Edina, Minnesota
RD/OV: 9th/234th

Season	Team	Lea.	GP	G	A	PTS	PIM
1991-92	Wayzata H.S.	H.S.	21	19	23	42	18
1992-93	Wayzata H.S.	H.S.	23	24	18	42	22

LEONID TOROPCHENKO

AGE: 24 (August 28, 1968)
SHOOTS: Left

CENTER 6'4" 220 lbs.
BORN: Voskresenki, CIS
RD/OV: 10th 260th

Season	Team	Lea.	GP	G	A	PTS	PIM
1992-93	Springfield	AHL	71	31	30	61	59

HANS JONSSON

AGE: 19 (August 2, 1973)
SHOOTS: Left

DEFENSE 6'1" 176 lbs.
BORN: Jarved, Sweden
RD/OV: 11th/286th

Season	Team	Lea.	GP	G	A	PTS	PIM
1991-92	MoDo	Sweden	10	0	1	1	0
1992-93	MoDo	Sweden	40	2	2	4	24

1993-94 PENGUINS ROSTER


NO.	PLAYERS	HGT	WGT	SHOT	PLACE OF BIRTH	BIRTHDATE
	- BLACK, Jamie	6-0	185	L	Calgary, Alta.	4/4/72
10	FRANCIS, Ron	6-2	200	L	Sault Ste. Marie, Ont.	3/1/63
C 66	LEMIEUX, Mario	6-4	210	R	Montreal, Que.	10/5/65
E	- MCMORRAN, Larry	6-3	193	R	Toronto, Ont.	5/16/75
N	- PITTIS, Domenic	5-11	180	L	Calgary, Alta.	10/1/74
T	- SMART, Jason	6-4	212	L	Prince George, B.C.	1/23/70
E 26	STAPLETON, Mike	5-10	183	R	Sarnia, Ont.	5/5/66
R 82	STRAKA, Martin	5-10	178	L	Plzen, Czech	9/3/72
19	TROTTIER, Bryan	5-11	195	L	Val Marie, Sask.	7/17/56
20	DANIELS, Jeff	6-1	200	L	Oshawa, Ont.	6/24/68
L	- HAWKINS, Todd	6-1	195	R	Kingston, Ont.	8/2/66
	- NASLUND, Markus	5-11	180	L	Bonassund, Swe.	7/30/73
W	- ROCHE, David	6-4	224	L	Lindsay, Ont.	6/13/75
I	- SELMSER, Sean	6-1	180	L	Calgary, Alberta	11/10/74
N 25	STEVENS, Kevin	6-3	215	L	Brockton, Mass.	4/15/65
G	- TOROPCHENKO, Leonid	6-4	220	L	Voskresenki, CIS	8/28/68
R.	- DUBERMAN, Justin	6-1	185	R	New Haven, CT	3/23/70
68	JAGR, Jaromir	6-2	208	L	Kladno, Czech	2/15/72
W 7	MULLEN, Joe	5-9	180	R	New York, NY	2/28/57
I 39	NEEDHAM, Mike	5-10	185	R	Calgary, Alta.	4/4/70
N	- PATTERSON, Ed	6-2	210	R	Delta, B.C.	11/14/72
G 22	TOCCHET, Rick	6-0	205	R	Scarborough, Ont.	4/9/64
	- ANDRUSAK, Greg	6-1	183	R	Cranbrook, B.C.	11/14/69
	- BANCROFT, Steve	6-1	214	L	Toronto, Ont.	10/6/70
	- DAGENAIS, Mike	6-3	200	L	Gloucester, Ont.	7/22/69
	- DYCK, Paul	6-1	192	L	Steinbach, Man.	4/15/71
	- HEWARD, Jamie	6-2	194	R	Regina, Sask.	3/30/71
D	- HUSSEY, Marc	6-2	182	R	Chatham, N.B.	1/22/74
E 3	JENNINGS, Grant	6-3	200	L	Hudson Bay, Sask.	5/5/65
F 33	MCSORLEY, Marty	6-1	235	R	Hamilton, Ont.	5/18/63
E	- MELANSON, Robert	6-1	202	L	Pomquet, N.S.	3/5/71
N 55	MURPHY, Larry	6-1	210	R	Scarborough, Ont.	3/8/61
S 2	PAEK, Jim	6-1	194	L	Seoul, Korea	4/7/67
E 6	RAMSEY, Mike	6-3	195	L	Minneapolis, MN	12/12/60
28	SAMUELSSON, Kjell	6-6	235	R	Tyngsryd, Swe.	10/18/58
5	SAMUELSSON, Ulf	6-1	195	L	Fagersta, Swe.	3/26/64
23	STANTON, Paul	6-1	193	R	Boston, Mass.	6/22/67
32	TAGLIANETTI, Peter	6-2	200	L	Framingham, Mass.	8/15/63
	- TAMER, Chris	6-2	185	L	Dearborn, MI	11/17/70
	- THIESSEN, Travis	6-3	203	L	North Battleford, Sask.	7/11/72
NO.	GOALTENDERS	HGT	WGT	GLOVE	PLACE OF BIRTH	BIRTHDATE
35	BARRASSO, Tom	6-3	211	R	Boston, Mass.	3/31/65
	- DEROUVILLE, Philippe	6-1	183	L	Victoriaville, Que.	8/7/74
	- DOPSON, Rob	6-0	200	L	Smith Falls, Ont.	8/21/67
	- LALIME, Patrick	6-2	165	L	St. Bonaventure, Que.	7/7/74
31	WREGGET, Ken	6-1	195	L	Brandon, Man.	3/25/64

1993-94 PENGUINS ROSTER

	NO.	PLAYERS	1992-93 CLUB(S)	LEAGUE(S)	GP	G	A	PTS	PIM
	-	BLACK, Jamie	Tacoma	WHL	69	42	61	103	53
C	10	FRANCIS, Ron	Pittsburgh	NHL	84	24	76	100	68
E	66	LEMIEUX, Mario	Pittsburgh	NHL	60	69	91	160	38
N	-	MCMORRAN, Larry	Seattle	WHL	54	9	1	10	25
T	-	PITTIS, Domenic	Lethbridge	WHL	66	46	73	119	69
E	-	SMART, Jason	Cleveland	IHL	78	12	36	48	151
R	26	STAPLETON, Mike	Pittsburgh	NHL	78	4	9	13	10
	82	STRAKA, Martin	Pittsburgh/Cleveland	NHL/IHL	46	7	16	23	29
	19	TROTTIER, Bryan	Did Not Play	—	-	-	-	-	-
<hr/>									
	20	DANIELS, Jeff	Pittsburgh/Cleveland	NHL/IHL	61	7	5	12	14
L.	-	HAWKINS, Todd	St. John's	AHL	72	21	41	62	103
	-	NASLUND, Markus	MoDo	Sweden	39	22	17	39	67
W	-	ROCHE, David	Peterborough	OHL	56	40	60	100	105
I	-	SELMSEER, Sean	Red Deer	WHL	70	13	27	40	216
N	25	STEVENS, Kevin	Pittsburgh	NHL	72	55	56	111	177
G	-	TOROPCHENKO, Leonid	Springfield	AHL	71	31	30	61	59
<hr/>									
R.	-	DUBERMAN, Justin	Cleveland	IHL	77	29	42	71	69
	68	JAGR, Jaromir	Pittsburgh	NHL	81	34	60	94	61
W	7	MULLEN, Joe	Pittsburgh	NHL	72	33	37	70	14
I	39	NEEDHAM, Mike	Pittsburgh/Cleveland	NHL/IHL	57	10	5	15	14
N	-	PATTERSON, Ed	Cleveland	IHL	63	4	16	20	131
G	22	TOCCHET, Rick	Pittsburgh	NHL	80	48	61	109	252
<hr/>									
	-	ANDRUSAK, Greg	Cleveland/Muskegon	IHL/CHL	57	3	25	28	85
	-	BANCROFT, Steve	Chicago/Indianapolis	NHL/IHL	54	10	35	45	138
	-	DAGENAIS, Mike	Cincinnati	IHL	69	14	22	36	128
	-	DYCK, Paul	Cleveland	IHL	69	6	21	27	69
	-	HEWARD, Jamie	Cleveland	IHL	58	9	18	27	64
D	-	HUSSEY, Marc	Moose Jaw	WHL	68	12	28	40	121
E	3	JENNINGS, Grant	Pittsburgh	NHL	58	0	5	5	65
F	33	MCSORLEY, Marty	Los Angeles	NHL	81	15	26	41	399
E	-	MELANSON, Robert	Cleveland/Muskegon	IHL/NHL	50	0	12	12	231
N	55	MURPHY, Larry	Pittsburgh	NHL	83	22	63	85	73
S	2	PAEK, Jim	Pittsburgh	NHL	77	3	15	18	64
E	6	RAMSEY, Mike	Buffalo/Pittsburgh	NHL	45	3	10	13	28
	28	SAMUELSSON, Kjell	Pittsburgh	NHL	63	3	6	9	106
	5	SAMUELSSON, Ulf	Pittsburgh	NHL	77	3	26	29	249
	23	STANTON, Paul	Pittsburgh	NHL	77	4	12	16	97
	32	TAGLIANETTI, Peter	Tampa Bay, Pittsburgh	NHL	72	2	12	14	184
	-	TAMER, Chris	U. of Michigan	CCHA	39	5	18	23	113
	-	THIESSEN, Travis	Cleveland	IHL	64	3	7	10	69
<hr/>									
	NO.	GOALTENDER	1992-93 CLUB	LEAGUE	GP	MP	GA	SO	AVG
	35	BARRASSO, Tom	Pittsburgh	NHL	63	3702	186	4	3.01
	-	DEROUILLE, Philippe	Verdun	QMJHL	61	3491	210	1	3.61
	-	DOPSON, Rob	Cleveland	IHL	50	2825	167	1	3.55
	-	LALIME, Patrick	Shawinigan	QMJHL	44	2467	192	0	4.67
	31	WREGGET, Ken	Pittsburgh	NHL	25	1368	78	0	3.42

1993-94 PENGUINS ROSTER

NO.	PLAYERS	HOW ACQUIRED (Draft-YR: Pick-O/A-Rnd.) (Trade: Month/Year)	JUNIOR OR COLLEGE HOCKEY
CENTERS			
-	BLACK, Jamie	Free Agent (Aug./1993)	Junior-WHL (Tacoma)
10	FRANCIS, Ron	Trade with Hartford (Mar./1991)	Junior-OHL (S.S. Marie)
66	LEMIEUX, Mario	Entry Draft (1984) (1-1-1)	Junior-QMJHL (Laval)
-	MCMORRAN, Larry	Entry Draft (1993) (8-208-8)	Junior-WHL (Seattle)
-	PITTIS, Domenic	Entry Draft (1993) (2-52-2)	Junior-WHL (Lethbridge)
-	SMART, Jason	Entry Draft (1989) (13-247-12)	Junior-WHL (Saskatoon)
26	STAPLETON, Mike	Free Agent (Sept./1992)	Junior-OHL (Cornwall)
82	STRAKA, Martin	Entry Draft (1992) (1-19-1)	Europe-Czech. (Plzen)
19	TROTTIER, Bryan	Free Agent (June/1993)	Junior-WHL (Lethbridge)
LEFT WINGS			
20	DANIELS, Jeff	Entry Draft (1986) (6-109-6)	Junior-OHL (Oshawa)
-	HAWKINS, Todd	Free Agent (Aug./1993)	Junior-OHL (Belleville)
-	NASLUND, Markus	Entry Draft (1991) (1-16-1)	Europe-Sweden (MoDo)
-	ROCHE, David	Entry Draft (1993) (3-62-3)	Junior-OHL (Peterborough)
-	SELMER, Sean	Entry Draft (1993) (7-182-7)	Junior-WHL (Red Deer)
25	STEVENS, Kevin	Trade with Los Angeles (Sept./1983)	College-HE (Boston College)
-	TOROPCHENKO, Leonid	Entry Draft (1993) (10-260-10)	
RIGHT WINGS			
-	DUBERMAN, Justin	Free Agent (Nov./1992)	College-WCHA (North Dakota)
68	JAGR, Jaromir	Entry Draft (1990) (1-5-1)	Europe-Czech. (Kladno)
7	MULLEN, Joe	Trade with Calgary (June/1990)	College-ECAC (Boston College)
39	NEDDHAM, Mike	Entry Draft (1989) (7-126-6)	Junior-WHL (Kamloops)
-	ATTERSON, Ed	Entry Draft (1991) (7-148-7)	Junior-WHL (Kamloops)
22	TOCCHET, Rick	Trade with Philadelphia (Feb./1992)	Junior-OHL (S.S. Marie)
DEFENSE			
-	ANDRUSAK, Greg	Entry Draft (1988) (5-88-5)	College-WCHA (Minn.-Duluth)
-	BANCROFT, Steve	Free Agent (Aug./1993)	Junior-OHL (Belleville)
-	DAGENAIS, Mike	Free Agent (Aug./1993)	Junior-OHL (Peterborough)
-	DYCK, Paul	Entry Draft (1991) (11-236-11)	Junior-WHL (Moose Jaw)
-	HEWARD, Jamie	Entry Draft (1989) (1-16-1)	Junior-OHL (Regina)
-	HUSSEY, Marc	Entry Draft (1992) (2-43-2)	Junior-WHL (Moose Jaw)
3	JENNINGS, Grant	Trade with Hartford (Mar./1991)	Junior-WHL (Saskatoon)
33	MCSORLEY, Marty	Trade with Los Angeles (Aug./1993)	Junior-OHL (Belleville)
-	MELANSON, Robert	Entry Draft (1991) (5-104-5)	Junior-QMJHL (Hull)
55	MURPHY, Larry	Trade with Minnesota (Dec./1990)	Junior-OHL (Peterborough)
2	PAEK, Jim	Entry Draft (1985) (9-170-9)	Junior-OHL (Oshawa)
6	RAMSEY, Mike	Trade with Buffalo (Mar./1993)	College-WCHA (Minnesota)
28	SAMUELSSON, Kjell	Trade with Philadelphia (Feb./1992)	Europe-Sweden (Leksand)
5	SAMUELSSON, Ulf	Trade with Hartford (Mar./1991)	Europe-Sweden (Leksand)
23	STANTON, Paul	Entry Draft (1985) (8-149-8)	College-WCHA (Wisconsin)
32	TAGLIANETTI, Peter	Trade with Tampa Bay (Mar./1993)	College-ECAC (Providence)
-	TAMER, Chris	Entry Draft (1990) (3-68-4)	College-CCHA (Michigan)
-	THIESSEN, Travis	Entry Draft (1992) (3-67-3)	Junior-WHL (Moose Jaw)
GOALTENDERS			
35	BARRASSO, Tom	Trade with Buffalo (Nov./1988)	High School (Acton-Boxboro)
-	DEROUVILLE, Philippe	Entry Draft (1992) (5-115-5)	Junior-QMJHL (Verdun)
-	DOPSON, Rob	Free Agent (July/1991)	College-OUAA (Wil. Laurier)
-	LALIME, Patrick	Entry Draft (1993) (6-156-6)	Junior-QMJHL (Shawinigan)
31	WREGGET, Ken	Trade with Philadelphia (Feb./1992)	Junior-WHL (Lethbridge)



1992-93 REVIEW

1992-93 PENGUINS RESULTS

TM	NO	DATE	RESULT	PENGUINS	GOALIE	WINNING OR TYING GOAL	W/L/T	W-L-T	PTS	GF	GA	PCT	ANN. ATTEND.
1992													
1.	Tue.	Oct 6	PGH. 3	Phi.	3	OTBarrasso	Evans (T)	T	0-0-1	1	3	3	.500 16,164*
2.	Thur.	8	PGH. 7	NYI	3	Barrasso	JAGR (1)	W	1-0-1	3	10	6	.750 16,164*
3.	Sat.	10	PGH. 3	at Mtl.	3	OTBarrasso	Brunet (T)	T	1-0-2	4	13	9	.667 17,959*
4.	Tue.	13	PGH. 6	Buf.	5	Wregget	MURPHY (1)	W	2-0-2	6	19	14	.750 15,575
5.	Thur.	15	PGH. 5	Mtl.	2	Barrasso	JAGR (2)	W	3-0-2	8	24	16	.800 16,002
6.	Sat.	17	PGH. 7	at Hfd.	3	Barrasso	McEACHERN (1)	W	4-0-2	10	31	19	.833 11,103
7.	Tue.	20	PGH. 5	Van.	1	Barrasso	JAGR (3)	W	5-0-2	12	36	20	.857 15,808
8.	Thur.	22	PGH. 9	Det.	6	Barrasso	McEACHERN (2)	W	6-0-2	14	45	26	.875 16,164*
9.	Sat.	24	PGH. 4	at NJD	3	Barrasso	JAGR (4)	W	7-0-2	16	49	29	.889 13,662
10.	Tue.	27	PGH. 7	at Ott.	2	Barrasso	NEEDHAM (1)	W	8-0-2	18	56	31	.900 10,500*
11.	Thur.	29	PGH. 4	at StL.	6	Wregget	Ruff	L	8-1-2	18	60	37	.818 16,124
12.	Sun.	Nov 1	PGH. 5	at TB	4	Barrasso	LEMIEUX (1)	W	9-1-2	20	65	41	.833 10,425*
13.	Tue.	3	PGH. 2	NYI	0	Barrasso	DANIELS (1)	W	10-1-2	22	67	41	.846 16,164*
14.	Thur.	5	PGH. 8	StL.	4	Barrasso	McEACHERN (3)	W	11-1-2	24	75	45	.857 16,164*
15.	Sat.	7	PGH. 2	at Tor.	4	Wregget	Borschevsky	L	11-2-2	24	77	49	.800 15,720*
16.	Sun.	8	PGH. 2	at Chi.	7	Barrasso	Matteau	L	11-3-2	24	79	56	.750 18,268*
17.	Tue.	10	PGH. 4	at Min.	1	Wregget	McEACHERN (4)	W	12-3-2	26	83	57	.765 13,049
18.	Thur.	12	PGH. 4	Que.	4	OTWregget	Rucinsky (T)	T	12-3-3	27	87	61	.750 16,164*
19.	Fri.	13	PGH. 0	at Det.	8	BAR/Wreg.	Carson	L	12-4-3	27	87	69	.711 19,875*
20.	Tue.	17	PGH. 4	Buf.	2	Barrasso	LEMIEUX (2)	W	13-4-3	29	91	71	.725 16,010
21.	Fri.	20	PGH. 4	at NJD	1	Barrasso	TOCCHET (1)	W	14-4-3	31	95	72	.738 15,751
22.	Sat.	21	PGH. 2	NJD	0	Barrasso	JAGR (5)	W	15-4-3	33	97	72	.750 16,164*
23.	Mon.	23	PGH. 5	at NYR	2	Barrasso	LEMIEUX (3)	W	16-4-3	35	102	74	.761 18,200*
24.	Wed.	25	PGH. 3	NYR	11	BAR/Wreg.	Turcotte	L	16-5-3	35	105	85	.729 16,164*
25.	Fri.	27	PGH. 4	at Was.	6	Barrasso	lafrate	L	16-6-3	35	109	91	.700 18,130*
26.	Sat.	28	PGH. 5	Was.	3	Barrasso	McEACHERN (5)	W	17-6-3	37	114	94	.712 16,164*
27.	Tue.	Dec 1	PGH. 7	at NYI	3	Barrasso	LEMIEUX (4)	W	18-6-3	39	121	97	.722 9,865
28.	Thur.	3	PGH. 3	at LA	5	Barrasso	Granato	L	18-7-3	39	124	102	.696 16,005*
29.	Sat.	5	PGH. 9	at SJ	4	Barrasso	MURPHY (2)	W	19-7-3	41	133	106	.707 11,089*
30.	Tue.	8	PGH. 5	Wpg.	2	Wregget	JAGR (6)	W	20-7-3	43	138	108	.717 16,164*
31.	Fri.	11	PGH. 1	NJ	2	Barrasso	Semak	L	20-8-3	43	139	110	.694 8,126
32.	Sat.	12	PGH. 6	NJ	5	Barrasso	LEMIEUX (5)	W	21-8-3	45	145	115	.703 16,093
33.	Tue.	15	PGH. 6	Phi.	2	Barrasso	STANTON(1)	W	22-8-3	47	151	117	.712 16,070
34.	Thur.	17	PGH. 5	at Phi.	4	OTBarrasso	JAGR (7)	W	23-8-3	49	156	121	.721 17,294
35.	Sat.	19	PGH. 3	NYI	4	Barrasso	Volek	L	23-9-3	49	159	125	.700 16,164*
36.	Mon.	21	PGH. 7	Que.	4	Barrasso	FRANCIS (1)	W	24-9-3	51	166	129	.708 16,164*
37.	Wed.	23	PGH. 4	at Phi.	0	Barrasso	LEMIEUX (6)	W	25-9-3	53	170	129	.716 17,380*
38.	Sun.	27	PGH. 4	at Buf.	2	Wregget	ERREY (1)	W	26-9-3	55	174	131	.724 16,325*
39.	Thur.	31	PGH. 3	Tor.	3	OTBarrasso	STEVENS (T)	T	26-9-4	56	177	134	.718 16,164*
1993													
40.	Sat.	Jan 2	PGH. 5	NYR	2	Barrasso	ERREY (2)	W	27-9-4	58	182	136	.725 16,164*
41.	Tue.	5	PGH. 6	Bos.	2	Barrasso	McEACHERN (6)	W	28-9-4	60	188	138	.732 16,164*
42.	Thur.	7	PGH. 3	Min.	6	Barrasso	Dahlen	L	28-10-4	60	191	144	.714 16,065
43.	Sat.	9	PGH. 3	Cgy.	2	Barrasso	STEVENS (1)	W	29-10-4	62	194	146	.721 16,164*
44.	Sun.	10	PGH. 2	at Wpg.	3	Wregget	Housley	L	29-11-4	62	196	149	.705 15,321
45.	Thur.	14	PGH. 0	at Bos.	7	Wregget	Heinze	L	29-12-4	62	196	156	.689 14,448*
46.	Sat.	16	PGH. 6	Ott.	1	Wregget	MULLEN (1)	W	30-12-4	64	202	157	.696 16,164*
47.	Tue.	19	PGH. 5	at Van.	2	Wregget	STAPLETON (1)	W	31-12-4	66	207	159	.702 16,150*
48.	Fri.	22	PGH. 1	at Edm.	2	Wregget	MacTavish	L	31-13-4	66	208	161	.688 17,185
49.	Sat.	23	PGH. 4	at Cgy.	3	Wregget	K.SAMUELSSON (1)	W	32-13-4	68	212	164	.694 20,214*
50.	Tue.	26	PGH. 6	Was.	3	Wregget	TOCCHET (2)	W	33-13-4	70	218	167	.700 16,164*
51.	Thur.	28	PGH. 2	NYI	5	Wregget	King	L	33-14-4	70	220	172	.686 16,065
52.	Sat.	30	PGH. 4	Phi.	2	Wregget	STEVENS (2)	W	34-14-4	72	224	174	.692 16,164
53.	Sun.	31	PGH. 2	at Was.	2	Wregget	MULLEN (T)	T	34-14-5	73	226	176	.689 18,130*
Sat., Feb. 6, ALL-STAR GAME - Wales Conf. 16, Campbell Conf. 6 (at Montreal)													
54.	Mon.	Feb 8	PGH. 4	Bos.	0	WREG/Bar.	STEVENS (3)	W	35-14-5	75	230	176	.694 12,572#
55.	Wed.	10	PGH. 3	at NYR	0	Barrasso	STRAKA (1)	W	36-14-5	77	233	176	.700 18,200*
56.	Sat.	13	PGH. 4	Chi.	1	Barrasso	STEVENS (4)	W	37-14-5	79	237	177	.705 16,164*
57.	Sun.	14	PGH. 4	at Buf.	7	Wregget	Presley	L	37-15-5	79	241	184	.693 16,325*
58.	Thur.	18	PGH. 4	Edm.	5	Barrasso	Tikkanen	L	37-16-5	79	245	189	.681 16,075

* - Indicates Sellout# - in Atlanta

1992-93 PENGUINS RESULTS

TM	NO	DATE	RESULT	PENGUINS			WINNING OR TYING		ANN.					
				GOALIE			GOAL	W/L/T	W-L-T	PTS	GF	GA	PCT	ATTEND.
59.	Sat.	20	PGH. 2	at NYI	4	Barrasso	Turgeon	L	37-17-5	79	247	193	.669	16,297 *
60.	Sun.	21	PGH. 4	at Hfd.	3	Barrasso	NEEDHAM (2)	W	38-17-5	81	251	196	.675	13,074
61.	Tue.	23	PGH. 1	NJD	3	Barrasso	Richer	L	38-18-5	81	252	199	.664	16,091
62.	Thur.	25	PGH. 1	at Ott.	2	Barrasso	Maciver	L	38-19-5	81	253	201	.653	10,500 *
63.	Sat.	27	PGH. 3	TB	3	OTBarrasso	Zamuner (T)	T	38-19-6	82	256	204	.651	16,164 *
64.	Sun.	28	PGH. 4	at Was.	2	Barrasso	LONEY (1)	W	39-19-6	84	260	206	.656	18,130 *
65.	Tue. Mar	2	PGH. 4	at Phi.	5	Barrasso	Galley	L	39-20-6	84	264	211	.646	17,380 *
66.	Fri.	5	PGH. 1	at NYR	3	Barrasso	Gartner	L	39-21-6	84	265	214	.636	18,200 *
67.	Tue.	9	PGH. 3	Bos.	2	Barrasso	MULLEN (2)	W	40-21-6	86	268	216	.642	16,164 *
68.	Thur.	11	PGH. 4	LA	3	OTBarrasso	JAGR (8)	W	41-21-6	88	272	219	.647	16,164 *
69.	Sun.	14	PGH. 3	at NYI	2	Barrasso	FRANCIS (2)	W	42-21-6	90	275	221	.652	15,714
70.	Thur.	18	PGH. 7	Was.	5	BAR./Wreg	LEMIEUX (7)	W	43-21-6	92	282	226	.657	16,164 *
71.	Sat.	20	PGH. 9	Phi.	3	Barrasso	TOCCHET (3)	W	44-21-6	94	291	229	.662	16,164 *
72.	Sun.	21	PGH. 6	at Edm.	4	Wregget	MULLEN (3)	W	45-21-6	96	297	233	.667	18,752%
73.	Tue.	23	PGH. 7	SJ	2	Barrasso	LEMIEUX (8)	W	46-21-6	98	304	235	.671	16,164 *
74.	Thur.	25	PGH. 4	NJ	3	Barrasso	JAGR (9)	W	47-21-6	100	308	238	.677	16,164 *
75.	Sat.	27	PGH. 5	at Bos.	3	Barrasso	LEMIEUX (9)	W	48-21-6	102	313	241	.680	14,448 *
76.	Sun.	28	PGH. 4	at Was.	1	Barrasso	STEVENS (5)	W	49-21-6	104	317	242	.684	18,130 *
77.	Tue.	30	PGH. 6	Ott.	4	Wregget	FRANCIS (3)	W	50-21-6	106	323	246	.688	16,065
78.	Thur. Apr	1	PGH. 10	Hfd.	2	Barrasso	TOCCHET (4)	W	51-21-6	108	333	248	.692	16,164 *
79.	Sat.	3	PGH. 5	at Que.	3	Barrasso	TIPPETT (1)	W	52-21-6	110	338	251	.696	15,399 *
80.	Sun.	4	PGH. 5	at NJ	2	Barrasso	FRANCIS (4)	W	53-21-6	112	343	253	.700	15,882
81.	Wed.	7	PGH. 4	Mtl.	3	OTBarrasso	U.SAMUELSSON (1)	W	54-21-6	114	347	256	.704	16,164 *
82.	Fri.	9	PGH. 10	at NYR	4	Barrasso	LEMIEUX (10)	W	55-21-6	116	357	260	.707	18,200 *
83.	Sat.	10	PGH. 4	NYR	2	Wregget	TOCCHET (5)	W	56-21-6	118	361	262	.711	16,164 *
84.	Wed.	14	PGH. 6	at NJ	6	OTBarrasso	MULLEN (T)	T	56-21-7	119	367	268	.708	14,796

* - Indicates Sellout# - in Cleveland

PITTSBURGH PENGUINS FAST FACTS

RECORD IN 10 GAME SEGMENTS

GAMES	RECORD	PTS	GF	GA
1-10	8-0-2	18	56	31
11-20	5-4-1	11	35	40
21-30	7-3-0	14	47	37
31-40	7-2-1	15	44	28
41-50	6-4-0	12	36	31
51-60	5-4-1	11	33	29
61-70	5-4-1	11	31	30
71-80	10-0-0	20	61	27
81-84	3-0-1	7	24	15

RECORD BY MONTHS

October	(8-1-2)
November	(9-5-1)
December	(9-3-1)
January	(8-5-1)
February	(5-5-1)
March	(11-2-0)
April	(6-0-1)

RECORD AFTER A WIN

(38-13-5)

RECORD AFTER A LOSS

(13-7-1)

RECORD AFTER A TIE

(5-1-0)

RECORD HAVING A TWO-GOAL LEAD

(50-4-3)

RECORD WHEN BEHIND BY TWO GOALS

(4-16-0)

FIRST HALF RECORD

(28-10-4)

SECOND HALF RECORD

(28-11-3)

HOME RECORD

(32-6-4)

FIRST HALF

(16-2-3)

SECOND HALF

(16-4-1)

ROAD RECORD

(24-15-3)

FIRST HALF

(12-8-1)

SECOND HALF

(12-7-2)

1992-93 PENGUINS STATISTICS

POS.	NO	PLAYER	SCORING					CLUTCH GOALS					SHOOTING	
			GP	G	A	PTS	+/-	PIM	PP	SH	GW	GT	S	PCTG
C	66	LEMIEUX, Mario	60	69	91	160	55	38	16	6	10	0	286	24.1
LW	25	STEVENS, Kevin	72	55	56	111	17	177	26	0	5	1	326	16.9
RW	22	TOCHET, Rick	80	48	61	109	28	252	20	4	5	0	240	20.0
C	10	FRANCIS, Ron	84	24	76	100	6	68	9	2	4	0	215	11.2
RW	68	JAGR, Jaromir	81	34	60	94	30	61	10	1	9	0	242	14.0
D	55	MURPHY, Larry	83	22	63	85	45	73	6	2	2	0	230	9.6
RW	7	MULLEN, Joe	72	33	37	70	19	14	9	3	3	2	175	18.9
C	15	MCEACHERN, Shawn	84	28	33	61	21	46	7	0	6	0	196	14.3
D	5	SAMUELSSON, Ulf	77	3	26	29	36	249	0	0	1	0	96	3.1
LW	14	TIPPETT, Dave	74	6	19	25	5	56	0	1	1	0	64	9.4
LW	24	LONEY, Troy	82	5	16	21	1	99	0	0	1	0	83	6.0
D	2	PAEK, Jim	77	3	15	18	13	64	0	0	0	0	57	5.3
D	23	STANTON, Paul	77	4	12	16	7	97	2	0	1	0	106	3.8
RW	82	STRAKA, Martin	42	3	13	16	2	29	0	0	1	0	28	10.7
LW	12	ERREY, Bob #	54	8	6	14	-2	76	0	0	2	0	79	10.1
D	32	TAGLIANETTI, Peter	61	1	8	9	8	150	0	0	0	0	60	1.7
		-TB	11	1	4	5	4	34	0	0	0	0	18	5.3
		-Pgh.												
		-Total	72	2	12	14	12	184	0	0	0	0	78	2.6
RW	39	NEEDHAM, Mike	56	8	5	13	-1	14	0	0	2	0	49	16.3
C	26	STAPLETON, Mike	78	4	9	13	-8	10	0	1	1	0	78	5.1
D	6	RAMSEY, Mike	33	2	8	10	4	20	0	0	0	0	27	7.4
		-Buf.	12	1	2	3	13	8	0	0	0	0	8	12.5
		-Pgh.												
		-Total	45	3	10	13	17	28	0	0	0	0	35	8.6
LW	20	DANIELS, Jeff	58	5	4	9	-5	14	0	0	1	0	30	16.7
D	28	SAMUELSSON, Kjell	63	3	6	9	25	106	0	0	1	0	63	4.8
G	35	BARRASSO, Tom	63	0	8	8	0	24	0	0	0	0	0	.0
D	3	JENNINGS, Grant	58	0	5	5	6	65	0	0	0	0	32	.0
D	33	FOGARTY, Bryan	12	0	4	4	-3	4	0	0	0	0	11	.0
D	6	AHOLA, Peter #	22	0	1	1	-2	14	0	0	0	0	5	.0
G	31	WREGGET, Ken	25	0	1	1	0	6	0	0	0	0	0	.0
RW	20	LEACH, Jamie #	5	0	0	0	-2	2	0	0	0	0	2	.0
D	6	CHYCHRUN, Jeff #	1	0	0	0	1	2	0	0	0	0	0	.0
RW	16	CAUFIELD, Jay	26	0	0	0	-1	60	0	0	0	0	6	.0
Bench								14						

PENGUINS TOTALS
OPPONENT TOTALS

84 367 633 1000 1776 105 20 56 3 2735 13.4
84 268 453 721 1750 72 19 21 4 2581 10.4

* NHL Rookie

Traded by Pittsburgh during the 1992-93 season.

GOALTENDING

NO.	GOALTENDER	GP	MIN	AVG	W-L-T	GA	SA	SVPCT	SO	EN
35	BARRASSO, Tom	63	3702	3.01	43-14-5	186	1885	.901	4	2
31	WREGGET, Ken	25	1368	3.42	13-7-2	78	692	.887	0	2
Tom Barrasso and Ken Wregget shared a shutout vs Boston on Feb. 8, 1993										
PENGUINS TOTALS		84	5083	3.16	56-21-7	268	2581	.896	5	4
OPPONENT TOTALS		84	5083	4.33	21-56-7	367	2735	.866	2	8

1992-93 PENGUINS STATISTICS

Penguins Power Play:	Overall	105/440	(23.9% - 2nd in NHL)	19 SH Goals Against
	At Home:	52/226	(23.0% - 7th in NHL)	10 SH Goals Against
	On Road:	53/214	(24.8% - 2nd in NHL)	9 SH Goals Against
Penguins Short-Handed:	Overall	72/429	(83.2% - 4th in NHL)	20 SH Goals Scored
	At Home:	37-215	(82.8% - 9th in NHL)	10 SH Goals Scored
	On Road:	33-214	(83.6% - 3rd in NHL)	10 SH Goals Scored

League Rankings

	No.	Rank
Goal Scoring	367	2nd
Goals Allowed	268	3rd (t)
Power Play Proficiency	23.9%	2nd
Penalty Killing Efficiency	83.2%	4th
Power Play Goals Scored	105	2nd
Power Play Goals Allowed	72	4th (t)
Points	119	1st
Wins	56	1st
Losses	21	1st
Home Wins	32	1st
Road Wins	24	1st (t)
Penalty Minutes	1776	7th
Short-handed Goals Scored	20	2nd
Short-handed Goals Allowed	19	23rd (t)
Hat Tricks	10	1st (t)

Record by Divisions

	W	L	T	Pts.	Pct.
Patrick	25	9	3	53	.716
Adams	17	3	2	36	.818
Norris	5	5	2	12	.500
Smythe	9	4	0	18	.692
Totals	56	21	7	119	.708

SEASON HIGHLIGHTS...

- * Scott Bowman named head coach on October 6, 1992.
- * Penguins start the season with a 10-game unbeaten streak (8-0-2) from October 6 to October 27, 1992.
- * Ron Francis records his 900th career point on October 24 at New Jersey.
- * Mario Lemieux scores a goal in 12 consecutive games from October 6 to November 1 to set a club record. He records 18 goals during the streak.
- * Larry Murphy becomes one of only nine defensemen in NHL history to record 800 points, recording his 800th on January 26 vs Washington.
- * Tom Barrasso sets a club record with his 28th victory on February 21 at Hartford.
- * Joe Mullen records his 900th career point on February 27 vs Tampa Bay.
- * Larry Murphy plays in his 1000th career game on February 27 vs Tampa Bay.
- * Penguins set club record for most road victories in a season with their 24th win on March 14 at the Islanders.
- * Penguins set a club record with their 26th home win on March 20 vs Philadelphia.
- * Mario Lemieux scores four goals in back-to-back games, March 18 vs Washington and March 20 vs Philadelphia; the second player in club history to do so.
- * Penguins clinch their second Patrick Division title in three years on March 28 with a 4-1 win at Washington.
- * Tom Barrasso sets a club record with 14 consecutive victories from March 9 to April 9.
- * Penguins clinch first-ever President's Trophy with a 5-3 win at Quebec on April 3, with their 110th point of the season.

AND NOTES...

DOWN THE STRETCH- The Penguins were 17-0-1 in their last 18 games, including an NHL record 17-game win streak from March 9 to April 9, breaking the New York Islanders record of 15 set in 1981-82. They won their last 10 home games of the season and were 7-0-1 in their last eight road games.

OFFENSE- The Penguins scored a club record 367 goals, breaking their previous mark of 347 set in 1988-89, and finished second in the NHL. They averaged 4.37 goals a game, a half a goal per game higher than the league average.

ATTENDANCE- The Penguins set a club record for home attendance with a total attendance of 660,290 in 41 games. The previous record was 640,700 set during the 1989-90 season. The average attendance of 16,105 is also a club record, breaking the previous record (16,018) set in 1989-90. The Penguins had 30 sellouts during the 1992-93 season.

1992-93 PENGUINS SUPERLATIVES

TEAM SINGLE-GAME HIGHLIGHTS

	At Home	On Road
Most Goals Scored	10-2 win vs Hartford, Apr. 1	10-4 win at New York Rangers, Apr. 9
Largest Winning Margin	10-2 win vs Hartford, Apr. 1	10-4 win at New York Rangers, Apr. 9

TEAM SEASON HIGHLIGHTS

	Overall	Home	Road
Longest Win Streak	17 games Mar. 9-Apr. 10	10 games Mar. 9-Apr. 10	7 games Mar. 14-Apr. 9
Longest Unbeaten Streak	18 games 17w,1t Mar. 9-Apr. 14	11 games 9w,2t Oct. 8-Nov. 21	8 games 7w,1t Mar. 14-Apr. 14

GOALTENDING HIGHLIGHTS

Most Saves in a Game	41	- Tom Barrasso, Jan. 5 - in 6-2 win vs Boston
Most Consecutive Starts	14	- Tom Barrasso, Feb. 18-Mar. 20, Record: 7-6-1
Longest Win Streak	14	- Tom Barrasso, Mar. 9 to Apr. 9
Longest Shutout Sequence	118:18	- Tom Barrasso, Jan. 9-Feb. 13

INDIVIDUAL SINGLE-GAME HIGHLIGHTS

	At Home	On Road
Most Goals	4 Mario Lemieux (Mar. 18 vs Washington) Mario Lemieux (Mar. 20 vs Philadelphia)	5 Mario Lemieux (Apr. 9 at NYR)
Most Assists	4 Mario Lemieux (Oct. 13 vs Buffalo) Mario Lemieux (Dec. 21 vs Quebec) Ron Francis (Mar. 20 vs Philadelphia)	6 Mario Lemieux (Dec. 5 at San Jose)
Most Points	6 Mario Lemieux (4g,2a, Mar. 18 vs Washington)	7 Mario Lemieux (1g,6a, Dec. 5 at SJ)

INDIVIDUAL SEASON HIGHLIGHTS

Most Goals	54 - Kevin Stevens
Most Goals	69 - Mario Lemieux
Most Assists	91 - Mario Lemieux
Most Points	160 - Mario Lemieux
Most Penalty Minutes	252 - Rick Tocchet
Most Shots	326 - Kevin Stevens
Most Power Play Goals	26 - Kevin Stevens
Most Short-Handed Goals	6 - Mario Lemieux
Most Game-Winning Goals	10 - Mario Lemieux
Most Games Played	84 - Ron Francis, Shawn McEachern
Highest Plus/Minus Rating	+55 - Mario Lemieux
Top Scoring Center	Mario Lemieux - 160 pts. (69g, 91a)
Top Scoring Right Wing	Rick Tocchet - 109 pts. (48g, 61a)
Top Scoring Left Wing	Kevin Stevens - 111 pts. (55g, 56a)
Top Scoring Defenseman	Larry Murphy - 85 pts. (22g, 63a)
Top Scoring Rookie	Shawn McEachern - 61 pts. (28g, 33a)
Longest Goal-Scoring Streak	12 games - Mario Lemieux, Oct. 6-Nov. 1 (18g)
Longest Assist Streak	9 games - Mario Lemieux, Oct. 6-24 (18a) - Mario Lemieux, Dec. 12-Jan. 2 (19a) - Mario Lemieux, Mar. 23-Apr. 2 (16a)
Longest Point Streak	16 games - Mario Lemieux, Mar. 9-Apr. 9 (27g, 24a)
Most Goals at Home	35 - Mario Lemieux
Most Goals on Road	34 - Mario Lemieux
Most Assists at Home	53 - Mario Lemieux
Most Assists on Road	38 - Mario Lemieux
Most Points at Home	88 - Mario Lemieux
Most Points on Road	72 - Mario Lemieux

PENGUINS 1992-93 TRANSACTIONS

1992


- June 18 - Wendell Young and Peter Taglianetti selected by Tampa Bay in the Expansion Draft.
- July 15 - Greg Andrusak signs a multi-year contract.
- September 3 - Tom Barrasso signs a multi-year contract.
- September 3 - Dave Tippet signs as a free agent.
- September 10 - Martin Straka signs a multi-year contract.
- September 12 - Jay Caufield signs as a free agent.
- September 18 - Jaromir Jagr signs a multi-year contract.
- September 26 - Joe Mullen signs as a free agent.
- October 5 - Mario Lemieux signs a multi-year contract.
- October 6 - Scott Bowman named as head coach.
- November 6 - Peter Ahola acquired from Los Angeles for Jeff Chychrun.
- November 9 - Paul Stanton signs a multi-year contract.
- November 21 - Jamie Leach acquired on waivers by Hartford.
- December 16 - Martin Straka assigned to Cleveland.
- December 19 - Martin Straka recalled from Cleveland.

1993

- January 5 - Jeff Daniels and Martin Straka assigned to Cleveland.
- January 6 - Jeff Daniels and Martin Straka recalled from Cleveland.
- January 8 - Bryan Fogarty assigned to Cleveland (IHL) for two weeks of conditioning.
- January 8 - Peter Ahola and Mike Needham assigned to Cleveland.
- January 9 - Peter Ahola and Mike Needham recalled from Cleveland.
- January 14 - Bruce Racine recalled from Cleveland.
- January 22 - Bryan Fogarty suspended indefinitely.
- January 29 - Peter Ahola and Jeff Daniels assigned to Cleveland.
- January 31 - Peter Ahola and Jeff Daniels recalled from Cleveland.
- February 1 - Bruce Racine assigned to Cleveland.
- February 9 - Peter Ahola assigned to Cleveland.
- February 26 - Peter Ahola traded to San Jose for future considerations.
- February 28 - Rob Dopson recalled from Cleveland.
- March 1 - Rob Dopson assigned to Cleveland.
- March 16 - Bryan Fogarty assigned to Cleveland, after his suspension is lifted.
- March 22 - Peter Taglianetti acquired from Tampa Bay in exchange for a third round draft choice in the 1993 Entry Draft.
- March 22 - Mike Ramsey acquired from Buffalo for Bob Errey.



Mike Ramsey



Peter Taglianetti

FINAL NHL STANDINGS

CLARENCE CAMPBELL CONFERENCE

NORRIS DIVISION

	W	L	T	GF	GA	PTS
CHICAGO	47	25	12	279	230	106
DETROIT	47	28	9	369	280	103
TORONTO	44	29	11	288	241	99
ST LOUIS	37	36	11	282	278	85
MINNESOTA	36	38	10	272	293	82
TAMPA BAY	23	54	7	245	332	53

SMYTHE DIVISION

	W	L	T	GF	GA	PTS
VANCOUVER	46	29	9	346	278	101
CALGARY	43	30	11	322	282	97
LOS ANGELES	39	35	10	338	340	88
WINNIPEG	40	37	7	322	320	87
EDMONTON	26	50	8	242	337	60
SAN JOSE	11	71	2	218	414	24

PRINCE OF WALES CONFERENCE


ADAMS DIVISION

	W	L	T	GF	GA	PTS
BOSTON	51	26	7	332	268	109
QUEBEC	47	27	10	351	300	104
MONTREAL	48	30	6	326	280	102
BUFFALO	38	36	10	335	297	86
HARTFORD	26	52	6	284	369	58
OTTAWA	10	70	4	202	395	24

PATRICK DIVISION

	W	L	T	GF	GA	PTS
PITTSBURGH	56	21	7	367	268	119
WASHINGTON	43	34	7	325	286	93
NY ISLANDERS	40	37	7	335	297	87
NEW JERSEY	40	37	7	308	299	87
PHILADELPHIA	36	37	11	319	319	83
NY RANGERS	34	39	11	304	308	79

THE OPPONENTS



BOSTON BRUINS



BRIAN SUTTER



ADAM OATES

Location: 150 Causeway Street, Boston, MA 02114
Founded: 1924

Owner/Governor: Jeremy M. Jacobs
President and General Manager: Harry Sinden

Assistant General Manager: Mike Milbury

Assistant to President: Nate Greenberg

Head Coach: Brian Sutter

NHL Career Record (Seasons): 204-150-50 (5)

Assistant Coach: Tom McVie

Director of Media Relations: Heidi Holland

Trainer: Don Del Negro

Arena (Capacity): Boston Garden (14,448)

General Office Phone: (617) 227-3206

Press Box Phone: (617) 227-3206 ext. 165-66

FAX Phone: (617) 523-7184

Starting Times of Games: WN-7:35; Sat./Sun.-7:05;
 Mat.-1:35 except Jan. 17-5:05

Team Colors: Gold, Black and White

Radio: WEEI 590 AM and Bruins Radio Network

Commercial TV: WSBK, Channel 38

Cable: New England Sports Network

All-Time NHL Record: 2171-1675-670

1992-93 Record: 51-26-7

1992-93 Finish: 1st (Adams Division)

1993 Playoff Record: Lost, Buffalo, 4-0, Adams Division
 Semi-Finals

1992-93 Top Scorer: Adam Oates (45-97-142)

Stanley Cup Titles: Five (1929, 1939, 1941,
 1970 and 1972)

All-Time Boston Scorer vs. Pittsburgh:

John Bucyk (54 gp, 15-56-71)

All-Time Pittsburgh Scorer vs. Boston:

Rick Kehoe (39 gp, 19-19-38)

Longest Boston Win Streak vs. Pittsburgh:

7, Mar. 27, 1977 - Oct. 12, 1978

Longest Pittsburgh Win Streak vs. Boston:

3, Feb. 8, 1993 - Mar. 27, 1993 — current

Longest Boston Undeclared Streak vs. Pittsburgh:

11, Mar. 2, 1969 - Dec. 6, 1970 (9-0-2)

Longest Pittsburgh Undeclared Streak vs. Boston:

4, Dec. 19, 1971 - Mar. 12, 1971 (1-0-3)

Last Pittsburgh Win at Home: Mar. 9, 1993 (3-2)

Last Boston Win at Home: Jan. 14, 1993 (7-0)

Last Pittsburgh Win at Boston: Mar. 27, 1993 (5-3)

Last Boston Win at Pittsburgh: Jan. 2, 1990 (5-2)

Most Goals by Pittsburgh vs. Boston:

7, Dec. 12, 1989 (P, 7-5)

Most Goals by Boston vs. Pittsburgh:

8, Mar. 14, 1989 (B, 8-2)

Most Goals by Both Teams: 12, Dec. 12, 1989 (P, 7-5)

Last Pittsburgh Shutout vs. Boston:

Feb. 8, 1993 (4-0) — Ken Wregget and Tom Barrasso

Last Boston Shutout vs. Pittsburgh:

Jan. 14, 1993 (7-0) — John Blue

Last Pittsburgh Hat Trick vs. Boston:

Feb. 2, 1991 — Jaromir Jagr

Last Boston Hat Trick vs. Pittsburgh:

Jan. 14, 1993 — Steve Heinze

Last Pittsburgh Trade with Boston: Feb. 6, 1987,

Pat Riggan to Pittsburgh for Roberto Romano

Overtime Record vs. Pittsburgh: 0-1-4

Penguins Record by Decades vs Boston: 1960s (3-10-1); 1970s (8-32-10); 1980s (8-20-4); 1990s (6-4-2)

PITTSBURGH PENGUINS vs. BOSTON BRUINS												
REGULAR SEASON												
YEAR	GP	W	L	T	GF	GA	YEAR	GP	W	L	T	GF
1967-68	4	2	2	0	10	10	1980-81	4	0	3	1	13
1968-69	6	1	5	0	13	25	1981-82	3	1	1	1	10
1969-70	6	0	5	1	9	21	1982-83	3	1	2	0	10
1970-71	6	1	4	1	18	28	1983-84	3	0	3	0	7
1971-72	6	1	2	3	20	21	1984-85	3	1	2	0	12
1972-73	5	1	4	0	14	21	1985-86	3	1	2	0	8
1973-74	5	0	5	0	16	30	1986-87	3	1	2	0	9
1974-75	5	1	2	2	20	21	1987-88	3	0	2	1	7
1975-76	5	0	3	2	14	24	1988-89	3	1	1	1	10
1976-77	5	1	3	1	10	17	1989-90	3	1	2	0	13
1977-78	5	0	5	0	11	33	1990-91	3	1	1	1	12
1978-79	5	2	1	1	14	16	1991-92	5	1	1	1	14
1979-80	4	2	2	0	14	16	1992-93	5	4	1	0	18
TOTALS							108	25	66	17	326	464

1992-93 SEASON NOTES—(Jan. 5, B-2 at P-6): Bob Errey scores twice, and Tom Barrasso turns aside 41 of 43 shots as the Penguins stretch their unbeaten streak to six games (5-0-1). **(Jan. 14, P-0 at B-7):** Steve Heinze records a hat trick, and John Blue posts his first career shutout in just his fourth career game. **(Feb. 8, B-0 at P-4):** Ken Wregget and Tom Barrasso combine to blank the Bruins in the first NHL game in Atlanta in 13 years. Kevin Stevens scores twice for the Penguins. **(Mar. 9, B-2 at P-3):** Mario Lemieux returns to the Civic Arena for his first home game since returning from his bout with Hodgkin's disease, and records one assist. Joe Mullen scores twice, and Tom Barrasso earns his 30th victory, a single-season high. **(Mar. 27, P-5 at B-3):** Mario Lemieux records two goals and one assist, as the Penguins extend their club-record winning streak to nine games.

THIS YEAR'S SCHEDULE

Nov. 24	at	Pittsburgh	7:35
Dec. 23	at	Boston	7:35
Jan. 11	at	Pittsburgh	7:35
Mar. 8	at	Pittsburgh	7:35
Mar. 17	at	Boston	7:35
Apr. 3	at	Cleveland	1:35



PITTSBURGH VS BOSTON



1992-93	GP	W	L	T	PTS	GF	GA	PPG	SHG	PEN	PIM
PITTSBURGH	5	4	1	0	8	18	14	2-24	0	39	133
BOSTON	5	1	4	0	2	14	18	3-24	2	37	107

AT PITTSBURGH (2-0-0)

Jan. 5 Boston 2 (Moog) at PITTSBURGH 6 (BARRASSO)

Jan. 14 Pittsburgh 0 (Wregget) at BOSTON 7 (BLUE)

Feb. 8 Boston 0 (Blue) at PITTSBURGH 4 (WREGGET)#

Mar. 9 Boston 2 (Blue) at PITTSBURGH 3 (BARRASSO)

Mar. 27 PITTSBURGH 5 (BARRASSO) at Boston 3 (Moog)

- in Atlanta

Barrasso replaced Wregget at 55:18 on Feb. 8

AT ATLANTA (1-0-0)

AT BOSTON (1-1-0)

WG - McEachern

WG - Heinze

WG - Stevens

WG - Mullen

WG - Lemieux

GOALS & SHOTS BY PERIODS:

	1ST	2ND	3RD	OVT	TOTAL
PITTSBURGH	6-48	7-49	5-32	—	18-129
BOSTON	4-54	7-63	3-62	—	14-179

PITTSBURGH	GP	G	A	PTS	PIM	SOG	+/	BOSTON	GP	G	A	PTS	PIM	SOG	+/
Jagr	5	2	6	8	6	13	+5	Juneau	5	1	5	6	2	12	E
Mullen	5	3	4	7	0	13	+4	Oates	5	2	3	5	2	13	-4
Stevens	5	2	3	5	21	14	-2	Heinze	4	3	1	4	0	12	+3
Tocchet	5	4	0	4	22	13	-1	Shaw	4	2	2	4	2	6	+1
Lemieux	3	2	2	4	0	12	+3	Bourque	5	0	3	3	6	23	-4
McEachern	5	2	2	4	0	9	+6	Reid	4	1	1	2	2	6	-1
Francis	5	0	4	4	0	8	+1	Leach	5	1	1	2	4	6	-1
Errey	4	2	1	3	0	5	-1	Poulin	5	1	1	2	2	4	+2
L.Murphy	5	0	3	3	21	8	+5	Wesley	4	0	2	2	4	15	-3
Taglianetti	1	0	2	2	2	2	+1	G.Murphy	4	1	0	1	6	9	-3
Tippett	5	1	0	1	2	5	-1	Donato	5	1	0	1	2	12	E
Jennings	4	0	1	1	9	2	E	D.Sweeney	5	1	0	1	6	10	-1
Stanton	4	0	1	1	0	5	+2	Richer	2	0	1	1	0	3	-1
Loney	5	0	1	1	19	1	+1	Blue	3	0	1	1	0	0	-
Ahola	1	0	0	0	0	0	E	Ruzicka	5	0	1	1	4	12	-3
Daniels	1	0	0	0	0	0	+1	Featherstone	1	0	0	0	2	1	E
Ramsey	1	0	0	0	0	1	+1	Neely	1	0	0	0	17	1	-1
Straka	2	0	0	0	0	1	-1	Smolinski	1	0	0	0	0	0	E
Wregget	2	0	0	0	0	0	-	Douris	2	0	0	0	0	3	-2
Caulfield	3	0	0	0	14	1	E	Moog	2	0	0	0	0	0	-
Needham	3	0	0	0	0	0	-1	Murray	2	0	0	0	0	2	-1
K.Samuelsson	3	0	0	0	6	3	+1	Wiemer	2	0	0	0	19	2	-2
Barrasso	4	0	0	0	0	0	-	Young	2	0	0	0	0	5	-2
Paek	5	0	0	0	0	3	+4	Hughes	3	0	0	0	14	4	-1
U.Samuelsson	5	0	0	0	11	5	-1	Pantalev	3	0	0	0	2	2	E
Stapleton	5	0	0	0	0	5	-2	Roberts	3	0	0	0	6	0	+2
								Kimble	4	0	0	0	5	0	-1
								Kvartalnov	5	0	0	0	0	16	-4
TOTAL	5		(18-30-48)	133	129			TOTAL	5		(14-22-36)	107	179		

GOALTENDERS

	GP	MP	GF	GA	ENG	SO	AVG	SHOTS	SPCT.	W-L-T
Barrasso (P)	4	184:39	14	7	0	0	2.27	121	.942	3-0-0
Wregget (P)	2	115:18	4	7	0	0	3.64	58	.879	1-1-0
PITTSBURGH TOTAL	5	300:00	18	14	0	1	2.80	179	.922	4-1-0

Barrasso and Wregget shared a shutout on Feb. 8

Blue (B)	3	179:16	9	7	0	1	2.34	78	.910	1-2-0
Moog (B)	2	120:00	5	11	0	0	5.50	51	.784	0-2-0
BOSTON TOTAL	5	300:00	14	18	0	1	3.60	129	.860	1-4-0

POWER PLAY GOALS:

PITTSBURGH (2 for 24) - Jagr, Stevens

BOSTON (3 for 24) - Juneau, Leach, Oates

SHORT-HANDED GOALS:

BOSTON (2) - Reid, Heinze

HAT TRICKS:

BOSTON (1) - Heinze (Jan. 14)

All-Time vs Bruins

	GP	W	L	T	PTS	GF	GA
Pittsburgh Home	53	16	26	11	43	169	210
Pittsburgh Away	54	8	40	6	22	153	254
Neutral Site Game	1	1	0	0	2	4	0
1967-1993 TOTAL	108	25	66	17	67	326	464

LAST WIN BY:

PITTSBURGH at Home:

March 9, 1993 (3-2)

(0-0-0 since last win)

PITTSBURGH on Road:

March 27, 1993 (5-3)

(0-0-0 since last win)

BOSTON at Home:

January 14, 1993 (7-0)

(0-1-0 since last win)

BOSTON on Road:

January 2, 1990 (5-2)

(0-3-1 since last win)



JOHN MUCKLER

BUFFALO SABRES



PAT LAFONTAINE

Location: 140 Main Street, Buffalo, NY 14202

Founded: 1970

President: Seymour H. Knox III

General Manager: John Muckler

Head Coach: John Muckler

NHL Career Record (Seasons): 141-146-44 (4,5)

Assistant Coaches: Don Lever, John Tortorella and Mitch Korn

Media Relations Director: Steve Rossi

Trainers: Jim Pizzutelli and Rip Simonick

Arena (Capacity): Memorial Auditorium (16,284)

General Office Phone: (716) 856-7300

Press Box Phone: (716) 856-7300 ext. 263

FAX Phone: (716) 856-2104

Starting Times of Games: WN/Sat. 7:35; Sun.-7:05;

Mat.-2:05 except Jan. 30-1:05

Team Colors: Blue, White and Gold

Radio: WGR 550 AM

Commercial TV: TBA

Cable TV: Niagara Frontier Sports Productions

All-Time NHL Record: 866-674-296

1992-93 Record: 38-36-10

1992-93 Finish: 4th (Adams Division)

1993 Playoff Record: Won, Boston, 4-0, Adams Division

Semi-Finals: Lost, Montreal, 4-0, Adams Division Finals

1992-93 Top Scorer: Pat LaFontaine (53-95-148)

Stanley Cup Titles: None

All-Time Buffalo Scorer vs. Pittsburgh:

Gil Perreault (69 gp, 39-51-90)

All-Time Pittsburgh Scorer vs. Buffalo:

Mario Lemieux (23 gp, 24-26-50)

Longest Buffalo Win Streak vs. Pittsburgh:

5, Oct. 24, 1979 - Oct. 18, 1980

Longest Pittsburgh Win Streak vs. Buffalo:

4, Feb. 29, 1992 - Dec. 27, 1992

Longest Buffalo Undefeated Streak vs. Pittsburgh:

9, Oct. 10, 1970 - Dec. 31, 1971 (3-0-6)

Longest Pittsburgh Undefeated Streak vs. Buffalo:

13, Oct. 27, 1976 - Feb. 17, 1979 (5-0-8)

Last Pittsburgh Win at Home: Nov. 17, 1992 (4-2)

Last Buffalo Win at Home: Feb. 14, 1993 (7-4)

Last Pittsburgh Win at Buffalo: Dec. 27, 1992 (4-2)

Last Buffalo Win at Pittsburgh: Jan. 23, 1992 (5-4 OT)

Most Goals by Pittsburgh vs. Buffalo:

8, Oct. 13, 1987 (P, 8-3)

Most Goals by Buffalo vs. Pittsburgh:

10, Dec. 7, 1980 (B, 10-1); Mar. 4, 1983 (B, 10-2)

Most Goals by Both Teams: 13, Mar. 10, 1976 (B, 7-6);

Oct. 12, 1988 (B, 8-5)

Last Pittsburgh Shutout vs. Buffalo:

Feb. 17, 1971 (2-0) - Jim Rutherford

Last Buffalo Shutout vs. Pittsburgh:

Feb. 7, 1980 (9-0) - Don Edwards

Last Pittsburgh Hat Trick vs. Buffalo:

Feb. 14, 1989 - Mario Lemieux

Last Buffalo Hat Trick vs. Pittsburgh:

Oct. 12, 1988 - Dave Andreychuk

Last Pittsburgh Trade with Buffalo: Mar. 22, 1993,

Mike Ramsey to Pittsburgh for Bob Errey

Overtime Record vs. Pittsburgh: 3-1-5

Penguins Record by Decades vs Buffalo: 1970s (11-17-19); 1980s (9-17-6); 1990s (7-4-1)

PITTSBURGH PENGUINS vs. BUFFALO SABRES

REGULAR SEASON

YEAR	GP	W	L	T	GF	GA	YEAR	GP	W	L	T	GF	GA
1970-71	6	0	2	4	19	22	1982-83	3	1	1	1	12	18
1971-72	6	1	2	3	14	14	1983-84	3	0	3	0	9	16
1972-73	5	0	3	2	9	14	1984-85	3	0	2	1	5	12
1973-74	5	3	2	0	17	15	1985-86	3	2	0	1	11	6
1974-75	5	0	3	2	18	30	1986-87	3	2	0	1	15	10
1975-76	5	1	4	0	13	27	1987-88	3	2	0	1	16	9
1976-77	5	4	0	1	20	12	1988-89	3	1	2	0	13	16
1977-78	5	0	0	5	17	17	1989-90	3	0	3	0	6	14
1978-79	4	2	0	2	19	15	1990-91	3	2	0	1	14	10
1979-80	4	0	4	0	8	30	1991-92	3	2	1	0	14	11
1980-81	4	0	3	1	5	21	1992-93	4	3	1	0	18	16
1981-82	3	1	2	0	12	15	TOTALS	91	27	38	26	304	370

1992-93 SEASON NOTES-(Oct. 13, B-5 at P-6): Mario Lemieux records one goal and four assists, and Kevin Stevens scores twice to extend the Penguins unbeaten streak to four games (3-0-1). **(Nov. 17, B-2 at P-4):** Rick Tocchet scores twice to stretch the Penguins unbeaten streak at home to 10 games (8-0-2). Tom Barrasso wins his 88th game as a Penguin, tying Denis Herron for most career wins by a goalie in franchise history. **(Dec. 27, P-4 at B-2):** Ken Wregget makes 34 saves in just his seventh start of the season, and Mario Lemieux, Shawn McEachern and Jim Paek contribute two assists each to the victory. **(Feb. 14, P-4 at B-7):** Alexander Mogilny scores twice and Pat LaFontaine records one goal and two assists to rally the Sabres from a 3-0 deficit. Ron Francis scores twice for the Penguins.

THIS YEAR'S SCHEDULE

Oct. 22	at	Buffalo	7:35
Nov. 3	at	Sacramento	10:35*
Dec. 16	at	Pittsburgh	7:35
Jan. 7	at	Buffalo	7:35
Feb. 26	at	Pittsburgh	7:35
Mar. 4	at	Buffalo	7:35

*Pittsburgh Time



PITTSBURGH VS BUFFALO



1992-93	GP	W	L	T	PTS	GF	GA	PPG	SHG	PEN	PIM
PITTSBURGH	4	3	1	0	6	18	16	4-17	1	24	65
BUFFALO	4	1	3	0	2	16	18	3-15	1	25	59

AT PITTSBURGH (2-0-0)

Oct. 13 Buffalo 5 (Puppa) at PITTSBURGH 6 (WREGGET)
 Nov. 17 Buffalo 2 (Hasek) at PITTSBURGH 4 (BARRASSO)
 Dec. 27 PITTSBURGH 4 (BARRASSO) at Buffalo 2 (Hasek)
 Feb. 14 Pittsburgh 4 (Wregget) at BUFFALO 7 (FUHR)

AT BUFFALO (1-1-0)

WG - Murphy
 WG - Lemieux
 WG - Errey
 WG - Presley

GOALS & SHOTS BY PERIODS:

	1ST	2ND	3RD	OVT	TOTAL
PITTSBURGH	8-56	7-47	3-49	—	18-152
BUFFALO	3-37	7-53	6-46	—	16-136

PITTSBURGH	GP	G	A	PTS	PIM	SOG	+/-	BUFFALO	GP	G	A	PTS	PIM	SOG	+/-
Lemieux	3	2	7	9	0	10	+1	Bodger	4	0	7	7	4	5	+1
Stevens	3	3	3	6	0	18	+2	LaFontaine	4	2	4	6	0	17	+1
Jagr	4	3	3	6	2	16	-3	Mogilny	3	4	1	5	2	17	+1
Francis	4	2	4	6	4	7	+2	Presley	3	3	0	3	2	7	-1
Mullen	3	2	3	5	2	8	+4	Smehlik	4	0	3	3	2	5	+1
McEachern	4	0	5	5	2	10	E	Sweeney	4	0	3	3	10	9	+2
Tocchet	3	3	1	4	15	10	+2	Andreychuk	3	2	0	2	4	10	-2
Murphy	4	1	2	3	4	12	-2	Gordiouk	1	1	1	2	0	4	+2
Paek	4	0	2	2	2	4	+3	Ledyard	2	1	1	2	0	5	-1
Errey	3	1	0	1	6	8	-1	Khmylev	4	1	1	2	0	7	-2
Needham	3	1	0	1	0	8	-1	Hawerchuk	3	1	0	1	0	9	-5
Barrasso	1	0	1	1	0	0	-	May	4	1	0	1	19	10	+2
Fogarty	2	0	1	1	0	2	+1	Donnelly	2	0	1	1	0	0	+1
Jennings	3	0	1	1	2	8	E	Sutton	2	0	1	1	0	2	-2
Wregget	3	0	1	1	0	0	-	Svoboda	3	0	1	1	6	2	-1
Leach	1	0	0	0	0	1	-1	Wood	4	0	1	1	0	7	+2
Straka	1	0	0	0	0	0	E	Boucher	1	0	0	0	0	1	+1
Caulfield	2	0	0	0	12	1	-1	Brown	1	0	0	0	0	2	-1
Daniels	2	0	0	0	0	2	-1	Clavaglia	1	0	0	0	0	0	+1
U.Samuelsson	3	0	0	0	6	2	E	Fuhr	1	0	0	0	0	0	-
Loney	4	0	0	0	0	6	E	Moller	1	0	0	0	2	2	-2
K.Samuelsson	4	0	0	0	4	4	-1	Ramsey	1	0	0	0	0	1	E
Stanton	4	0	0	0	2	7	+4	Audette	2	0	0	0	0	3	-2
Stapleton	4	0	0	0	0	2	-1	Hannan	2	0	0	0	0	1	E
Tippett	4	0	0	0	0	2	-3	Hasek	2	0	0	0	0	0	-
								Puppa	2	0	0	0	0	0	-
								Carney	3	0	0	0	2	4	+1
								Patterson	3	0	0	0	2	3	-3
								Ray	3	0	0	0	2	0	+1
								Corkum	4	0	0	0	0	3	-1
								Bench					2		
TOTAL	4			(18-34-52)	65	152		TOTAL	4			(16-25-41)	59	136	

GOALTENDERS	GP	MP	GF	GA	ENG	SO	AVG	SHOTS	SPCT.	W-L-T
Barrasso (P)	1	60:00	4	2	0	0	2.00	25	.920	1-0-0
Wregget (P)	3	179:06	14	13	1	0	4.36	110	.882	2-1-0
PITTSBURGH TOTAL	4	240:00	18	16	1	0	4.00	136	.882	3-1-0
Fuhr (B)	1	60:00	7	4	0	0	4.00	46	.913	1-0-0
Hasek (B)	2	100:00	3	7	0	0	4.20	49	.857	0-2-0
Puppa (B)	2	78:37	6	7	0	0	5.34	57	.877	0-1-0
BUFFALO TOTAL	4	240:00	16	18	0	0	4.50	152	.882	1-3-0

POWER PLAY GOALS:

PITTSBURGH (4 for 17) - Jagr 2, Lemieux, Tocchet

BUFFALO (3 for 15) - Andreychuk, LaFontaine, Ledyard

SHORT-HANDED GOALS:

PITTSBURGH (1) - Tocchet

BUFFALO (1) - LaFontaine

All-Time vs Sabres

	GP	W	L	T	PTS	GF	GA
Pittsburgh Home	46	19	15	12	50	179	165
Pittsburgh Away	45	8	23	14	30	125	205
1970-1993 TOTAL	91	27	38	26	80	304	370

LAST WIN BY

PITTSBURGH at Home:

November 17, 1992 (4-2)

(0-0-0 since last win)

PITTSBURGH on Road:

December 27, 1992 (4-2)

(0-1-0 since last win)

BUFFALO at Home:

February 14, 1993 (7-4)

(0-0-0 since last win)

BUFFALO on Road:

January 23, 1992 (5-4 OT)

(0-3-0 since last win)



DAVE KING

CALGARY FLAMES



THEOREN FLEURY

Location: P.O. Box 1540, Station M, Calgary, Alta. T2P 3B9

Founded: 1972 (Atlanta)

President: W. C. (Bill) Hay

General Manager: Doug Risebrough

Head Coach: Dave King

NHL Career Record (Seasons): 43-30-11 (1)

Assistant Coaches: Guy Charron, Jamie Hislop and Slavomir Lener

Public Relations Director: Rick Skaggs

Assistant Public Relations Director: Mike Burke

Trainer: Jim "Bearcat" Murray

Arena (Capacity): Olympic Saddledome (20,230)

General Office Phone: (403) 261-0475

Press Box Phone: (403) 264-0636

FAX Phone: (403) 261-0470

Starting Times of Games: WN-7:35; Sat./Sun.-6:05; except Dec. 31-6:05

Team Colors: White, Red and Gold

Radio: CFR 660 AM

Commercial TV: CKKX Channels 2 and 7;

CBC Channels 6 and 9

Cable TV: TSN Channels 16 and 30

All-Time NHL Record: 793-632-255

1992-93 Record: 43-30-11

1992-93 Finish: 2nd (Smythe Division)

1992 Playoff Record: Lost, Los Angeles, 4-2, Smythe Division Semi-Finals

1992-93 Top Scorer: Theoren Fleury (34-66-100)

Stanley Cup Titles: One (1989)

All-Time Calgary Scorer vs. Pittsburgh:

Al MacInnis (26 gp, 5-25-30)

All-Time Pittsburgh Scorer vs. Calgary:

Mario Lemieux (17 gp, 15-26-41)

Longest Calgary Win Streak vs. Pittsburgh:

5, Nov. 4, 1977 - Nov. 3, 1978

Longest Pittsburgh Win Streak vs. Calgary:

4, Dec. 16, 1972 - Oct. 12, 1973;

Mar. 3, 1992 - Jan. 23, 1993 — current

Longest Calgary Undeclared Streak vs. Pittsburgh:

10, Feb. 7, 1981 - Feb. 16, 1984 (6-0-4)

Longest Pittsburgh Undeclared Streak vs. Calgary:

8, Dec. 16, 1972 - Mar. 31, 1974 (6-0-2)

Last Pittsburgh Win at Home: Jan. 9, 1993 (3-2)

Last Calgary Win at Home: Jan. 10, 1992 (7-5)

Last Pittsburgh Win at Calgary: Jan. 23, 1993 (4-3)

Last Calgary Win at Pittsburgh: Feb. 12, 1989 (4-3)

Most Goals by Pittsburgh vs. Calgary:

6, 7 times, last time — Mar. 3, 1992 (P, 6-3)

Most Goals by Calgary vs. Pittsburgh:

10, Feb. 16, 1984 (C, 10-3); Mar. 9, 1989 (C, 10-3)

Most Goals by Both Teams: 13, Feb. 16, 1984 (C, 10-3)

Mar. 9, 1989 (C, 10-3)

Last Pittsburgh Shutout vs. Calgary: None

Last Calgary Shutout vs. Pittsburgh:

Jan. 16, 1982 (4-0) — Pat Riggan

Last Pittsburgh Hat Trick vs. Calgary:

Mar. 7, 1988 — Dan Quinn

Last Calgary Hat Trick vs. Pittsburgh:

Feb. 16, 1984 — Doug Risebrough, Larry McDonald

Last Pittsburgh Trade with Calgary: Dec. 13, 1990,

Jiri Hrdina to Pittsburgh for Jim Kyle

Overtime Record vs. Pittsburgh: 0-0-5

Penguins Record by Decades vs Calgary: 1970s (13-14-8); 1980s (8-14-7); 1990s (6-3-1)

PITTSBURGH PENGUINS vs. CALGARY FLAMES REGULAR SEASON

YEAR	GP	W	L	T	GF	GA	YEAR	GP	W	L	T	GF	GA
1972-73	5	4	1	0	23	15	1983-84	3	0	1	2	10	17
1973-74	5	3	1	2	19	18	1984-85	3	2	0	1	18	13
1974-75	4	1	1	2	12	14	1985-86	3	1	2	0	9	14
1975-76	4	2	1	1	13	10	1986-87	3	1	2	0	10	11
1976-77	4	0	3	1	12	18	1987-88	3	2	0	1	14	10
1977-78	4	1	3	0	8	13	1988-89	3	1	2	0	11	15
1978-79	4	0	3	1	7	16	1989-90	3	0	2	1	9	13
1979-80	4	2	1	1	11	11	1990-91	3	2	1	0	13	12
1980-81	4	1	2	1	13	19	1991-92	3	2	1	0	16	12
1981-82	3	0	1	2	7	11	1992-93	2	2	0	0	7	5
1982-83	3	0	3	0	6	14	TOTALS	74	27	31	16	248	281

1992-93 SEASON NOTES—(Jan. 9, C-2 at P-3): The Penguins improve their record on home ice to 17-3-3, as Kevin Stevens notches the game-winner at 15:27 of the third period. Larry Murphy and Joe Mullen also score for Pittsburgh. **(Jan. 23, P-4 at C-3):** Jaromir Jagr and Shawn McEachern each score their 20th goals, and Ken Wregget stops Joe Nieuwendyk on a penalty shot at 14:50 of the third period to preserve the victory.

THIS YEAR'S SCHEDULE

Jan. 8	at	Pittsburgh	7:35
Mar. 26	at	Calgary	8:05*
* Pittsburgh Time			



PITTSBURGH VS CALGARY



1992-93
PITTSBURGH
CALGARY

GP	W	L	T	PTS	GF	GA	PPG	SHG	PEN	PIM
2	2	0	0	4	7	5	0-9	0	9	37
2	0	2	0	0	5	7	1-6	0	11	30

AT PITTSBURGH (1-0-0)

Jan. 9 Calgary 2 (Vernon) at PITTSBURGH 3 (BARRASSO)
Jan. 23 PITTSBURGH 4 (WREGGET) at Calgary 3 (Vernon)

AT CALGARY (1-0-0)

WG - Stevens
WG - K.Samuelsson

GOALS & SHOTS BY PERIODS:

	1ST	2ND	3RD	OVT	TOTAL
PITTSBURGH	2-18	3-29	2-10	—	7-57
CALGARY	2-23	0-12	3-18	—	5-53

PITTSBURGH	GP	G	A	PTS	PIM	SOG	+/-	CALGARY	GP	G	A	PTS	PIM	SOG	+/-
Murphy	2	2	1	3	0	4	+2	Reichel	2	2	1	3	0	6	+1
McEachern	2	1	2	3	0	2	+3	Fleury	2	0	3	3	2	5	+1
Jagr	2	1	1	2	0	5	+3	Leeman	2	1	1	2	0	4	+2
Tocchet	2	0	2	2	12	8	+3	Makarov	2	1	1	2	4	3	-2
K.Samuelsson	1	1	0	1	0	1	-1	Suter	2	1	1	2	0	5	+2
Mullen	2	1	0	1	0	7	E	Nieuwendyk	2	0	1	1	4	3	-2
Stevens	2	1	0	1	2	7	-1	Roberts	2	0	1	1	0	5	-1
Straka	1	0	1	1	0	1	+1	Yawney	2	0	1	1	0	3	-5
Francis	2	0	1	1	0	4	-1	Godynnyuk	1	0	0	0	0	0	-1
Loney	2	0	1	1	0	0	E	Harkins	1	0	0	0	0	0	E
Needham	2	0	1	1	0	0	-1	Lindberg	1	0	0	0	0	0	-1
Paek	2	0	1	1	0	2	+1	Otto	1	0	0	0	10	0	-1
Stanton	2	0	1	1	0	6	+2	Berube	2	0	0	0	0	2	-1
Tippett	2	0	1	1	0	2	+1	Dahlquist	2	0	0	0	0	5	+1
Barrasso	1	0	0	0	0	0	-	Johansson	2	0	0	0	0	3	E
Wregget	1	0	0	0	0	0	-	Musil	2	0	0	0	2	2	+1
Caufield	2	0	0	0	0	0	E	Petit	2	0	0	0	0	2	-3
Errey	2	0	0	0	17	0	E	Ranheim	2	0	0	0	2	2	-2
Jennings	2	0	0	0	0	1	+3	Stern	2	0	0	0	6	2	-1
U.Samuelsson	2	0	0	0	4	3	-1	Vernon	2	0	0	0	0	0	-
Stapleton	2	0	0	0	0	4	E	Young	2	0	0	0	0	1	-1
Bench					2										
TOTAL	2		(7-13-20)	37	57			TOTAL	2		(5-10-15)	30	53		

GOALTENDERS

	GP	MP	GF	GA	ENG	SO	AVG	SHOTS	SPCT.	W-L-T
Barrasso (P)	1	60:00	3	2	0	0	2.00	24	.917	1-0-0
Wregget (P)	1	60:00	4	3	0	0	3.00	29	.897	1-0-0
PITTSBURGH TOTAL	2	120:00	7	5	0	0	2.50	53	.906	2-0-0
Vernon (C)	2	119:04	5	7	0	0	3.53	57	.877	0-2-0
CALGARY TOTAL	2	120:00	5	7	0	0	3.50	57	.877	0-2-0

POWER PLAY GOALS:

PITTSBURGH (0 for 9)
CALGARY (1 for 6) - Reichel

All-Time vs Flames

	GP	W	L	T	PTS	GF	GA
Pittsburgh Home	37	18	10	9	45	137	123
Pittsburgh Away	37	9	21	7	25	111	158
1972-1993 TOTAL	74	27	31	16	70	248	281

LAST WIN BY:

PITTSBURGH at Home:	January 9, 1993 (3-2)	(0-0-0 since last win)
PITTSBURGH on Road:	January 23, 1993 (4-3)	(0-0-0 since last win)
CALGARY at Home:	January 10, 1992 (7-5)	(0-2-0 since last win)
CALGARY on Road:	February 12, 1989 (4-3)	(0-4-1 since last win)

The Flames have been to the Stanley Cup Finals twice, 1986 & 1989, winning the Stanley Cup in 1989...Joe Nieuwendyk is the Flames all-time leader in goals (257)...Theoren Fleury recorded 100 points in 1992-93, becoming only the second player in Flames history to record two 100 or more point seasons (Kent Nilsson).



DARRYL SUTTER

CHICAGO BLACKHAWKS



JEREMY ROENICK

Location: 1800 W. Madison Street, Chicago, IL 60612

Founded: 1926

President: William Wirtz

General Manager: Bob Pulford

Head Coach: Darryl Sutter

NHL Career Record (Seasons): 47-25-12 (1)

Assistant Coaches: Paul Baxter and Rich Preston

Public Relations Director: Jim DeMaria

Assistant Media Relations Director: Tom Finks

Trainer: Mike Gapski

Arena (Capacity): Chicago Stadium (17,317)

General Office Phone: (312) 733-5300

Press Box Phone: (312) 733-5300 ext. 269

FAX Phone: (312) 733-5356

Starting Times of Games: AN-7:35; Mat.-1:35

Team Colors: Red, Black and White

Radio: WLUP 1000 AM

Commercial TV: None

Cable TV: SportsChannel

All-Time NHL Record: 1828-1930-692

1992-93 Record: 47-25-12

1992-93 Finish: 1st (Norris Division)

1993 Playoff Record: Lost, St. Louis, 4-0, Norris

Division Semi-Finals

1992-93 Top Scorer: Jeremy Roenick (50-57-107)

Stanley Cup Titles: Three (1934, 1938 and 1961)

All-Time Chicago Scorer vs. Pittsburgh:

Stan Mikita (52 gp, 32-39-71)

All-Time Pittsburgh Scorer vs. Chicago:

Mario Lemieux (19 gp, 18-30-48)

Longest Chicago Win Streak vs. Pittsburgh:

9, Dec. 28, 1968 - Dec. 20, 1970

Longest Pittsburgh Win Streak vs. Chicago:

3, Oct. 22, 1968 - Mar. 12, 1989

Longest Chicago Undeclared Streak vs. Pittsburgh:

9, Dec. 28, 1968 - Dec. 20, 1970 (9-0);

Jan. 4, 1981 - Mar. 13, 1983 (7-0-2)

Longest Pittsburgh Undeclared Streak vs. Chicago:

6, Dec. 2, 1978 - Dec. 19, 1979 (2-0-4)

Last Pittsburgh Win at Home: Feb. 13, 1993 (4-1)

Last Chicago Win at Home: Nov. 8, 1992 (7-2)

Last Pittsburgh Win at Chicago: Mar. 15, 1992 (4-3)

Last Chicago Win at Pittsburgh: Mar. 23, 1991 (7-5)

Most Goals by Pittsburgh vs. Chicago:

10, Feb. 21, 1976 (P, 10-1)

Most Goals by Chicago vs. Pittsburgh:

9, Jan. 21, 1973 (C, 9-3); Mar. 19, 1978 (C, 9-1)

Most Goals by Both Teams: 13, Oct. 23, 1968 (C, 8-5);

Dec. 6, 1988 (P, 7-6)

Last Pittsburgh Shutout vs. Chicago:

Dec. 19, 1979 (0-0) — Greg Millen

Last Chicago Shutout vs. Pittsburgh:

Jan. 15, 1984 (2-0) — Tony Esposito

Last Pittsburgh Hat Trick vs. Chicago:

Mar. 12, 1989 — Mario Lemieux

Last Chicago Hat Trick vs. Pittsburgh:

Nov. 8, 1992 — Michel Goulet

Last Pittsburgh Trade with Chicago: Dec. 6, 1983,

Greg Fox to Pittsburgh for Randy Boyd

Overtime Record vs. Pittsburgh: 0-0-3

Penguins Record by Decades vs Chicago: 1960s (3-9-1); 1970s (15-25-8); 1980s (11-17-4); 1990s (2-5-1)

PITTSBURGH PENGUINS vs. CHICAGO BLACKHAWKS REGULAR SEASON

YEAR	GP	W	L	T	GF	GA	YEAR	GP	W	L	T	GF	GA
1967-68	4	1	2	1	10	14	1980-81	4	1	3	0	15	20
1968-69	6	2	4	0	22	28	1981-82	3	0	1	2	11	14
1969-70	6	0	6	0	7	27	1982-83	3	0	3	0	9	15
1970-71	6	2	4	0	12	17	1983-84	3	1	1	1	7	7
1971-72	6	0	5	1	11	27	1984-85	3	1	2	0	12	15
1972-73	5	3	2	0	15	18	1985-86	3	1	1	1	12	13
1973-74	6	1	5	0	12	20	1986-87	3	1	2	0	9	4
1974-75	4	2	1	1	20	14	1987-88	3	2	1	0	17	12
1975-76	4	1	2	1	21	16	1988-89	3	3	0	0	20	15
1976-77	4	2	2	0	12	9	1989-90	3	0	3	0	11	16
1977-78	4	2	1	1	12	16	1990-91	3	0	3	0	7	15
1978-79	4	2	0	2	15	8	1991-92	2	1	0	1	8	7
1979-80	4	0	2	2	7	9	1992-93	2	1	1	0	6	8
							TOTALS	101	31	56	14	320	384

1992-93 SEASON NOTES (Nov. 8, P-2 at C-7): Chicago scores six unanswered goals, three by Michel Goulet, to hand the Penguins their second loss in a row for the first time this season. Jeremy Roenick, Brent Sutter, Igor Kravchuk and Karl Dykhuis all record two assists for the Blackhawks. **(Feb. 13, C-1 at P-4):** The Penguins score three first period goals to defeat Chicago. A brawl breaks out with 50 seconds left in the first period, resulting in 116 penalty minutes and four game misconducts. Mike Needham records one goal and one assist.

THIS YEAR'S SCHEDULE

Oct. 30	at	Pittsburgh	7:35
Nov. 11	at	Chicago	8:35*
* Pittsburgh Time			



PITTSBURGH VS CHICAGO



1992-93

PITTSBURGH

CHICAGO

GP	W	L	T	PTS	GF	GA	PPG	SHG	PEN	PIM
2	1	1	0	2	6	8	2-13	0	30	136
2	1	1	0	2	8	6	3-11	1	30	118

AT PITTSBURGH (1-0-0)

Nov. 8 Pittsburgh 2 (Barrasso) at CHICAGO 7 (BELFOUR)

Feb. 13 Chicago 1 (Belfour) at PITTSBURGH 4 (BARRASSO)

Waite replaced Belfour at 5:40 on Feb. 13

Belfour replaced Waite at 19:09 on Feb. 13

AT CHICAGO (0-1-0)

WG - Matteau

WG - Stevens

GOALS & SHOTS BY PERIODS:

	1ST	2ND	3RD	OVT	TOTAL
PITTSBURGH	5-21	1-27	0-16	—	6-64
CHICAGO	2-16	2-20	4-13	—	8-49

PITTSBURGH	GP	G	A	PTS	PIM	SOG	+/-	CHICAGO	GP	G	A	PTS	PIM	SOG	+/-
Murphy	2	1	2	3	0	8	E	Goulet	2	3	0	3	0	4	-1
Tocchet	2	0	3	3	13	6	E	Sutter	2	0	3	3	2	2	+2
M.Lemieux	1	1	1	2	0	5	-2	Matteau	2	1	1	2	12	3	+1
Needham	2	1	1	2	0	4	+1	Dykhuus	1	0	2	2	0	0	+2
Tippett	2	0	2	2	2	0	+2	Kravchuk	2	0	2	2	0	3	-1
Stevens	1	1	0	1	0	6	E	Roenick	2	0	2	2	9	3	-2
Errey	2	1	0	1	15	3	E	Hudson	1	1	0	1	4	1	E
Jagr	2	1	0	1	2	5	-1	Noonan	1	1	0	1	0	2	E
Paek	2	0	1	1	0	2	-2	Graham	2	1	0	1	2	4	+1
Ahola	1	0	0	0	2	0	E	Ruutu	2	1	0	1	2	4	+1
Caufield	1	0	0	0	12	0	E	Bennett	1	0	1	1	0	0	+2
Daniels	1	0	0	0	0	1	E	Larmer	2	0	1	1	0	3	-2
Jennings	1	0	0	0	2	2	E	J.Lemieux	2	0	1	1	2	4	E
Mullen	1	0	0	0	0	1	E	Smith	2	0	1	1	19	3	E
Straka	1	0	0	0	0	0	E	Brown	1	0	0	0	2	0	E
Barrasso	2	0	0	0	0	0	-	Marchment	1	0	0	0	17	0	E
Francis	2	0	0	0	10	4	-1	Waite	1	0	0	0	0	0	-
Loney	2	0	0	0	0	2	E	Belfour	2	0	0	0	0	0	-
McEachern	2	0	0	0	0	3	-2	Chelios	2	0	0	0	29	4	-1
K.Samuelsson	2	0	0	0	30	2	E	Christian	2	0	0	0	2	6	+1
U.Samuelsson	2	0	0	0	34	0	+2	Gilbert	2	0	0	0	10	0	+1
Stanton	2	0	0	0	14	7	-1	Grimson	2	0	0	0	4	1	E
Stapleton	2	0	0	0	0	3	-1	Kucera	2	0	0	0	2	2	E
TOTAL	2		(6-10-16)	136	64			TOTAL	2		(8-14-22)	118	49		

GOALTENDERS

	GP	MP	GF	GA	ENG	SO	AVG	SHOTS	SPCT.	W-L-T
Barrasso (P)	2	120:00	6	8	0	0	4.00	49	.837	1-1-0
PITTSBURGH TOTAL	2	120:00	6	8	0	0	4.00	49	.837	1-1-0

Belfour (C)	2	106:25	8	5	0	0	2.82	57	.912	1-1-0
-------------	---	--------	---	---	---	---	------	----	------	-------

Waite (C)	1	13:29	0	1	0	0	4.45	7	.857	0-0-0
-----------	---	-------	---	---	---	---	------	---	------	-------

CHICAGO TOTAL	2	120:00	8	6	0	0	3.00	64	.906	1-1-0
----------------------	----------	---------------	----------	----------	----------	----------	-------------	-----------	-------------	--------------

POWER PLAY GOALS:

PITTSBURGH (2 for 13) - Jagr, Stevens

CHICAGO (3 for 11) - Goulet 2, Noonan

SHORT-HANDED GOALS:

CHICAGO (1) - Graham

HAT TRICKS:

CHICAGO (1) - Goulet (Nov. 8)

All-Time vs Blackhawks

	GP	W	L	T	PTS	GF	GA
Pittsburgh Home	50	23	22	5	51	177	167
Pittsburgh Away	51	8	34	9	25	143	217
1967-1993 TOTAL	101	31	56	14	76	320	384

LAST WIN BY:

PITTSBURGH at Home: February 13, 1993 (4-1)

PITTSBURGH on Road: March 15, 1992 (4-3)

CHICAGO at Home: November 8, 1992 (7-2)

CHICAGO on Road: March 23, 1991 (7-5)

(0-0-0 since last win)

(0-1-0 since last win)

(0-0-0 since last win)

(0-1-1 since last win)

Jeremy Roenick has recorded 50 or more goals in each of the past two seasons, only the second Blackhawk player to accomplish this feat (Bobby Hull)...Chicago has won the Norris Division Regular Season Title in three of the past four seasons...The Blackhawks played their first game at Chicago Stadium on December 16, 1929, defeating the Pittsburgh Pirates, 3-1.



BOB GAINEY

DALLAS STARS



MIKE MODANO

Location: 901 Main St., Suite 2301, Dallas, TX 75202

Founded: 1967

Owner/Governor: Norman Green

General Manager and Head Coach: Bob Gainey

NHL Career Record (Seasons): 95-119-30 (3)

Assistant Coaches: Doug Jarvis and Rick Wilson

Director of Public Relations: Larry Kelly

Trainer: Dave Surprenant

Arena (Capacity): Reunion Arena (16,814)

General Office Phone: (214) 712-2890

Press Box Phone: TBA

FAX Phone: (214) 712-2800

Starting Times of Games: WN-7:35, Sat./Sun.-7:05

Team Colors: Black, Gold, Green and White

Radio: KLIF 570 AM

Commercial TV: KTXA, Ch. 21 and KTVT, Ch. 11

Cable TV: Home Sports Entertainment

All-Time NHL Record: 758-970-334

1992-93 Record: 36-38-10

1992-93 Finish: 5th (Norris Division)

1993 Playoff Record: Did Not Make Playoffs

1992-93 Top Scorer: Mike Modano (33-60-93)

Stanley Cup Titles: None

All-Time Minnesota Scorer vs. Pittsburgh:

Bill Goldsworthy (54 gp, 23-22-45)

All-Time Pittsburgh Scorer vs. Minnesota:

Rick Kehoe (36 gp, 19-27-46)

Longest Minnesota Win Streak vs. Pittsburgh:

4, Oct. 28, 1971 - Feb. 20, 1972;

Jan. 12, 1983 - Dec. 1, 1983

Longest Pittsburgh Win Streak vs. Minnesota:

8, Oct. 15, 1985 - Mar. 1, 1988

Longest Minnesota Undefeated Streak vs. Pittsburgh:

7, Feb. 3, 1982 - Dec. 1, 1983 (6-0-1)

Longest Pittsburgh Undefeated Streak vs. Minnesota:

8, Oct. 15, 1985 - Mar. 1, 1988 (8-0-0)

Last Pittsburgh Win at Home: Oct. 31, 1991 (8-1)

Last Minnesota Win at Home: Feb. 15, 1992 (5-2)

Last Pittsburgh Win at Minnesota: Nov. 10, 1992 (4-1)

Last Minnesota Win at Pittsburgh: Jan. 7, 1993 (6-3)

Most Goals by Pittsburgh vs. Minnesota:

9, Jan. 12, 1989 (P, 9-2)

Most Goals by Minnesota vs. Pittsburgh:

10, Mar. 7, 1973 (M, 10-4)

Most Goals by Both Teams: 15, Dec. 21, 1974 (M, 8-7);

Feb. 3, 1982 (M, 9-6)

Last Pittsburgh Shutout vs. Minnesota:

Feb. 4, 1988 (1-0) — Frank Pietrangelo

Last Minnesota Shutout vs. Pittsburgh:

Jan. 12, 1983 (7-0) — Markus Mattsson

Last Pittsburgh Hat Trick vs. Minnesota:

Mar. 4, 1990 — Rob Brown

Last Minnesota Hat Trick vs. Pittsburgh:

Jan. 7, 1993 — Ulf Dahlen

Last Pittsburgh Trade with Minnesota: Dec. 11, 1991,

Larry Murphy and Peter Taglianetti to Pittsburgh for Chris

Dahlquist and Jim Johnson

Overtime Record vs. Pittsburgh: 0-1-1

Penguins Record by Decades vs. Minnesota: 1960s (11-6-4); 1970s (23-21-4); 1980s (14-16-2); 1990s (6-4-0)

PITTSBURGH PENGUINS VS MINNESOTA STARS

REGULAR SEASON

YEAR	GP	W	L	T	GF	GA	YEAR	GP	W	L	T	GF	GA
1967-68	10	4	3	3	33	29	1980-81	4	1	3	0	13	18
1968-69	8	5	3	0	25	15	1981-82	3	1	2	0	14	15
1969-70	8	5	2	1	33	27	1982-83	3	0	2	1	8	16
1970-71	6	1	3	2	12	13	1983-84	3	1	2	0	12	12
1971-72	6	2	4	0	11	17	1984-85	3	1	2	0	10	10
1972-73	5	2	3	0	18	21	1985-86	3	3	0	0	10	7
1973-74	5	2	2	1	17	20	1986-87	3	3	0	0	16	7
1974-75	4	3	1	0	21	14	1987-88	3	2	1	0	12	9
1975-76	4	3	1	1	15	10	1988-89	3	1	2	0	12	11
1976-77	4	3	1	0	17	9	1989-90	3	1	1	1	14	16
1977-78	4	2	2	0	18	17	1990-91	3	2	1	0	11	10
1978-79	4	3	1	0	19	11	1991-92	3	2	1	0	13	8
1979-80	4	1	3	0	12	15	1992-93	2	1	1	0	7	7
							TOTALS	111	54	47	10	403	364

1992-93 SEASON NOTES (Nov. 10, P-4 at M-1):

Shawn McEachern scores twice, his third two goal game of the season, to snap a two-game losing streak. Mario Lemieux scores his 22nd goal of the season. He has scored at least one goal in 16 of 17 games. (Jan. 7, M-6 at P-3): Ulf Dahlen scores three times, and Russ Courtnall scores twice as the North Stars end the Penguins six-game winning streak. Kevin Stevens scores twice, and Ron Francis adds three assists for Pittsburgh.

THIS YEAR'S SCHEDULE

Dec. 8	at	Dallas	8:35*
Feb. 12	at	Pittsburgh	1:35
* Pittsburgh Time			



PITTSBURGH VS MINNESOTA



1992-93	GP	W	L	T	PTS	GF	GA	PPG	SHG	PEN	PIM
PITTSBURGH	2	1	1	0	2	7	7	4-13	1	17	42
MINNESOTA	2	1	1	0	2	7	7	4-14	1	16	40

AT PITTSBURGH (0-1-0)

Nov. 10 PITTSBURGH 4 (WREGGET) at Minnesota 1 (Casey)
Jan. 7 MINNESOTA 6 (WAKALUK) at Pittsburgh 3 (Barrasso)

AT MINNESOTA (1-0-0)

WG - McEachern
WG - Dahlen

GOALS & SHOTS BY PERIODS:	1ST	2ND	3RD	OVT	TOTAL
PITTSBURGH	2-28	0-18	5-17	—	7-63
MINNESOTA	3-19	1-16	3-17	—	7-52

PITTSBURGH	GP	G	A	PTS	PIM	SOG	+/-	MINNESOTA	GP	G	A	PTS	PIM	SOG	+/-
Francis	2	1	3	4	2	7	E	Dahlen	2	4	0	4	0	4	E
Stevens	1	2	1	3	4	6	-1	Gagner	2	1	2	3	4	6	-1
McEachern	2	2	1	3	4	10	E	Modano	2	0	3	3	2	8	-1
Lemieux	1	1	2	3	0	3	+2	Courtall	2	2	0	2	10	5	+2
Mullen	2	0	3	3	2	3	E	Craig	2	0	1	1	0	2	-1
Stanton	2	1	0	1	12	3	+1	Gavin	2	0	1	1	0	1	+1
Straka	2	0	1	1	0	2	E	Johnson	2	0	1	1	4	0	+2
Tocchet	2	0	1	1	2	2	E	Sjodin	2	0	1	1	0	8	-1
Barrasso	1	0	0	0	0	0	-	Tinordi	2	0	1	1	2	5	-1
Fogarty	1	0	0	0	0	0	E	Casey	1	0	0	0	0	0	-
Jennings	1	0	0	0	0	0	E	Elik	1	0	0	0	0	0	E
Loney	1	0	0	0	0	0	-1	Hatcher	1	0	0	0	2	3	-1
K.Samuelsson	1	0	0	0	4	0	+2	Klatt	1	0	0	0	2	1	E
Wregget	1	0	0	0	4	0	-	Wakaluk	1	0	0	0	2	0	-
Daniels	2	0	0	0	0	0	E	Berry	2	0	0	0	2	1	-1
Errey	2	0	0	0	0	3	E	Brotten	2	0	0	0	0	3	E
Jagr	2	0	0	0	0	9	-1	Churla	2	0	0	0	6	1	E
Murphy	2	0	0	0	0	5	-2	Duchesne	2	0	0	0	0	1	-1
Needham	2	0	0	0	0	1	E	Ludwig	2	0	0	0	2	2	+2
Paek	2	0	0	0	0	2	E	McPhee	2	0	0	0	2	1	E
U.Samuelsson	2	0	0	0	6	2	-1	Smith	2	0	0	0	0	0	-1
Stapleton	2	0	0	0	0	4	E								
Tippett	2	0	0	0	2	1	E								
TOTAL	2		(7-12-19)	42	63			TOTAL	2		(7-10-17)	40	52		

GOALTENDERS	GP	MP	GF	GA	ENG	SO	AVG	SHOTS	SPCT.	W-L-T
Wregget (P)	1	60:00	4	1	0	0	1.00	25	.960	1-0-0
Barrasso (P)	1	59:59	3	6	0	0	6.00	27	.778	0-1-0
PITTSBURGH TOTAL	2	120:00	7	7	0	0	3.50	52	.865	1-1-0

Wakaluk (M)	1	60:00	6	3	0	0	3.00	41	.927	1-0-0
Casey (M)	1	59:39	1	3	1	0	3.02	22	.864	0-1-0
MINNESOTA TOTAL	2	120:00	7	7	1	0	3.50	63	.889	1-1-0

POWER PLAY GOALS: PITTSBURGH (4 for 13) - Stevens 2, Francis, McEachern

MINNESOTA (4 for 14) - Dahlen 3, Courtall

SHORT-HANDED GOALS: PITTSBURGH (1) - Lemieux

MINNESOTA (1) - Courtall

HAT TRICKS: MINNESOTA (1) - Dahlen (Jan. 7)

All-Time vs North Stars	GP	W	L	T	PTS	GF	GA
Pittsburgh Home	55	34	16	5	73	213	149
Pittsburgh Away	56	20	31	5	45	190	215
1967-1993 TOTAL	111	54	47	10	118	403	364

LAST WIN BY:

PITTSBURGH at Home: October 31, 1991 (6-1) (0-1-0 since last win)

PITTSBURGH on Road: November 10, 1992 (4-1) (0-0-0 since last win)

MINNESOTA at Home: February 15, 1992 (5-2) (0-1-0 since last win)

MINNESOTA on Road: January 7, 1993 (6-3) (0-0-0 since last win)

1993-94 will be the Stars first season in Dallas...The Stars set a club record with a seven-game road winning streak from November 18-December 5...The last NHL franchise to move was the New Jersey Devils, who moved from Colorado.



SCOTT BOWMAN

DETROIT RED WINGS



STEVE YZERMAN

Location: 600 Civic Center Drive, Detroit, MI 48226

Founded: 1926

President: Mike Ilitch

General Manager: Bryan Murray

Head Coach: Scott Bowman

NHL Career Record (Seasons): 834-380-226 (21)

Assistant Coaches: Dave Lewis and Barry Smith

Public Relations Director: Bill Jamieson

Public Relations Coordinator: Howard Berlin

PR Assistants: Kathy Best and Jill Solovich

Trainers: John Wharton and Mark Brennan

Arena (Capacity): Joe Louis Arena (19,275)

General Office Phone: (313) 396-7544

Press Box Phone: (313) 396-7957

FAX Phone: (313) 567-0296

Starting Times of Games: WN/Sat.-7:35; Sun.-7:05;

Mat.-1:05 except Oct. 16-8:05

Team Colors: Red and White

Radio: WJR 760 AM

Commercial TV: WKBD, Channel 50

Cable TV: Pro-AM Sports System, Special Order Sports

All-Time NHL Record: 1849-1895-786

1992-93 Record: 47-28-9

1992-93 Finish: 2nd (Norris Division)

1993 Playoff Record: Lost, Toronto, 4-3, Norris

Division Semi-Finals

1992-93 Top Scorer: Steve Yzerman (58-79-137)

Stanley Cup Titles: Seven (1936, 1937, 1943, 1950,

1952, 1954 and 1955)

All-Time Detroit Scorer vs. Pittsburgh:

Nick Libett (66 gp, 18-22-40)

All-Time Pittsburgh Scorer vs. Detroit:

Jean Pronovost (53 gp, 22-33-55)

Longest Detroit Win Streak vs. Pittsburgh:

5, Dec. 23, 1982 - Feb. 9, 1984

Longest Pittsburgh Win Streak vs. Detroit:

4, Feb. 13, 1974 - Dec. 15, 1974

Longest Detroit Undefeated Streak vs. Pittsburgh:

9, Mar. 5, 1972 - Jan. 27, 1974 (5-0-4)

Longest Pittsburgh Undefeated Streak vs. Detroit:

11, Dec. 17, 1988 - Feb. 3, 1992 (7-0-4)

Last Pittsburgh Win at Home: Oct. 22, 1992 (9-6)

Last Detroit Win at Home: Nov. 13, 1992 (8-0)

Last Pittsburgh Win at Detroit: Mar. 27, 1991 (7-4)

Last Detroit Win at Pittsburgh: Jan. 18, 1987 (1-0)

Most Goals by Pittsburgh vs. Detroit:

10, Jan. 28, 1989 (P, 10-5)

Most Goals by Detroit vs. Pittsburgh:

9, Feb. 9, 1984 (D, 9-3)

Most Goals by Both Teams: 15, Jan. 28, 1989 (P, 10-5);

Oct. 22, 1992 (P, 9-6)

Last Pittsburgh Shutout vs. Detroit:

Dec. 28, 1990 (5-0) — Tom Barrasso

Last Detroit Shutout vs. Pittsburgh:

Nov. 13, 1992 (8-0) — Tim Cheveldae

Last Pittsburgh Hat Trick vs. Detroit:

Oct. 22, 1992 — Mario Lemieux

Last Detroit Hat Trick vs. Pittsburgh:

Nov. 13, 1992 — Jimmy Carson

Last Pittsburgh Trade with Detroit: Mar. 11, 1986,

Ron Duguay to Pittsburgh for Doug Shedden

Overtime Record vs. Pittsburgh: 0-1-5

Penguins Record by Decades vs Detroit: 1960s (4-9-0); 1970s (28-22-8); 1980s (11-16-5); 1990s (6-2-2)

PITTSBURGH PENGUINS vs. DETROIT RED WINGS REGULAR SEASON

YEAR	GP	W	L	T	GF	GA	YEAR	GP	W	L	T	GF	GA
1967-68	4	1	3	0	12	21	1980-81	4	2	1	1	13	11
1968-69	6	2	4	0	14	20	1981-82	3	1	2	0	11	11
1969-70	6	2	4	0	17	21	1982-83	3	0	2	1	11	17
1970-71	6	3	1	2	30	13	1983-84	3	0	3	0	9	21
1971-72	6	2	4	0	19	25	1984-85	3	1	1	1	10	10
1972-73	5	0	2	3	7	9	1985-86	3	2	1	0	15	11
1973-74	5	2	2	1	20	13	1986-87	3	1	2	0	5	6
1974-75	6	4	2	0	24	15	1987-88	3	1	2	0	13	15
1975-76	6	4	1	1	24	13	1988-89	3	2	0	1	19	13
1976-77	6	4	2	0	19	17	1989-90	3	2	0	1	14	7
1977-78	6	2	3	1	21	22	1990-91	3	3	0	0	16	5
1978-79	8	5	3	0	29	31	1991-92	3	0	1	2	10	11
1979-80	4	2	2	0	18	19	1992-93	2	1	1	0	9	14
TOTALS	113	49	49	15	409	391							

1992-93 SEASON NOTES (Oct. 22, D-6 at P-9): Mario Lemieux records his 28th career hat trick, tying him for fourth place on the all-time NHL list, and adds two assists for his second five-point game of the season. Shawn McEachern and Rick Tocchet score two goals each as the Penguins extend their unbeaten streak to eight games (6-0-2) (**Nov. 13, P-0 at D-8**). Jimmy Carson records a hat trick, Steve Yzerman adds two goals, including his 400th career goal, and Tim Cheveldae makes 25 saves to record his fifth career shutout.

THIS YEAR'S SCHEDULE

Nov. 13	at	Pittsburgh	7:35
Feb. 4	at	Detroit	7:35



PITTSBURGH VS DETROIT



1992-93
PITTSBURGH
DETROIT

GP	W	L	T	PTS	GF	GA	PPG	SHG	PEN	PIM
2	1	1	0	2	9	14	3-11	0	19	49
2	1	1	0	2	14	9	5-14	1	16	43

AT PITTSBURGH (1-0-0)

Oct. 22 Detroit 6 (Cheveldae) at PITTSBURGH 9 (BARRASSO)

Nov. 13 Pittsburgh 0 (Barrasso) at DETROIT 8 (CHEVELDAE)

Wregget replaced Barrasso at 40:00 on Nov. 13

AT DETROIT (0-1-0)

WG - McEachern

WG - Carson

GOALS & SHOTS BY PERIODS:

	1ST	2ND	3RD	OVT	TOTAL
PITTSBURGH	3-17	2-13	4-37	—	9-67
DETROIT	2-32	9-31	3-22	—	14-85

PITTSBURGH	GP	G	A	PTS	PIM	SOG	+/—	DETROIT	GP	G	A	PTS	PIM	SOG	+/—
Lemieux	2	3	2	5	0	8	E	Carson	2	4	0	4	2	8	+2
Jagr	2	1	3	4	0	6	E	Fedorov	2	2	2	4	0	14	+1
Tocchet	1	2	1	3	4	3	E	Yzerman	2	2	4	4	2	12	E
Stevens	1	0	3	3	2	4	+1	Chiasson	2	1	3	4	14	5	+1
Murphy	2	0	3	3	2	5	+1	Ciccarelli	2	1	3	4	2	6	E
McEachern	2	2	0	2	0	10	E	Sheppard	1	1	2	3	0	4	+2
Tippett	2	1	0	1	2	3	-2	Probert	2	1	2	3	9	4	+3
U.Samuelsson	1	0	1	1	10	1	+2	McCrimmon	2	0	2	2	2	4	+3
Francis	2	0	1	1	0	3	-3	Racine	1	1	0	1	0	2	-1
Paek	2	0	1	1	2	4	E	Ysebaert	2	1	0	1	0	10	+1
Stanton	2	0	1	1	2	5	-2	Burr	1	0	1	1	0	0	+1
Stapleton	2	0	1	1	2	3	E	Ogrodnick	1	0	1	1	0	2	-1
Ahola	1	0	0	0	2	0	-3	Drake	2	0	1	1	0	4	+2
Mullen	1	0	0	0	0	1	-3	Howe	2	0	1	1	0	1	-1
Straka	1	0	0	0	0	1	E	Kennedy	2	0	1	1	0	0	E
Wregget	1	0	0	0	2	0	-	Konstantinov	2	0	1	1	8	2	+1
Barrasso	2	0	0	0	0	0	-	Lidstrom	2	0	1	1	0	2	+2
Caulfield	2	0	0	0	7	1	E	Gallant	1	0	0	0	2	4	-2
Daniels	2	0	0	0	0	3	-2	Kruppke	1	0	0	0	0	0	+1
Fogarty	2	0	0	0	0	4	-2	Cheveldae	2	0	0	0	0	0	-
Loney	2	0	0	0	6	1	+1	Primeau	2	0	0	0	2	0	-1
Needham	2	0	0	0	4	1	-1	Sillinger	2	0	0	0	0	1	E
K.Samuelsson	2	0	0	0	0	0	-2								
Bench					2										
TOTAL	2			(9-17-26)	49	67		TOTAL	2			(14-23-37)	43	85	

GOALTENDERS

	GP	MP	GF	GA	ENG	SO	AVG	SHOTS	SPCT.	W-L-T
Wregget (P)	1	20:00	0	2	0	0	6.00	11	.818	0-0-0
Barrasso (P)	2	100:00	9	12	0	0	7.20	74	.838	1-1-0
PITTSBURGH TOTAL	2	120:00	9	14	0	0	7.00	85	.835	1-1-0

Cheveldae (D)	2	120:00	14	9	0	1	4.50	67	.866	1-1-0
DETROIT TOTAL	2	120:00	14	9	0	1	4.50	67	.866	1-1-0

POWER PLAY GOALS:

PITTSBURGH (3 for 11) - Lemieux, Jagr, Tocchet

DETROIT (5 for 14) - Fedorov, Chiasson, Ciccarelli, Carson, Yzerman

SHORT-HANDED GOALS:

DETROIT (1) - Ysebaert

HAT TRICKS:

PITTSBURGH (1) - Lemieux (Oct. 22)

DETROIT (1) - Carson (Nov. 13)

All-Time vs Red Wings

	GP	W	L	T	PTS	GF	GA
Pittsburgh Home	56	39	13	4	82	251	162
Pittsburgh Away	57	10	36	11	31	158	229
1967-1993 TOTAL	113	49	49	15	113	409	391

LAST WIN BY:

PITTSBURGH at Home:

October 22, 1992 (9-6)

(0-0-0 since last win)

PITTSBURGH on Road:

March 27, 1991 (7-4)

(0-2-1 since last win)

DETROIT at Home:

November 13, 1992 (8-0)

(0-0-0 since last win)

DETROIT on Road:

January 18, 1987 (1-0)

(0-7-1 since last win)

Steve Yzerman has led the Red Wings in scoring for seven consecutive seasons, the longest current streak in the NHL...The Red Wings set a club record with 103 points last season... Goaltender Tim Cheveldae has recorded 102 wins in the past three seasons.

EDMONTON OILERS



TED GREEN



SHAYNE CORSON

Location: 7424 - 118th Avenue, Edmonton, Alta. T5B 4M9
Founded: 1972 (WHA)
President/General Manager: Glen Sather
Head Coach: Ted Green
NHL Career Record (Seasons): 62-84-18 (2)
Assistant Coaches: Ron Low and Kevin Primeau
Public Relations Director: Bill Tuele
Coordinator of Publications/Statistics: Steve Knowles
Athletic Therapist: Ken Lowe
Athletic Trainer: Barrie Stafford
Arena (Capacity): Northlands Coliseum (17,503)
General Office Phone: (403) 474-8561
Press Box Phone: (403) 474-9330
FAX Phone: (403) 477-9625
Starting Times of Games: WN-7:35; Sat./Sun.-6:05; Mat.-2:05
Team Colors: Blue, Orange and White
Radio: CFCW 790 AM
Commercial TV: CFRN and CBXT
Cable TV: None
All-Time NHL Record: 583-399-142
1992-93 Record: 26-50-8
1992-93 Finish: 5th (Smythe Division)
1993 Playoff Record: Did Not Make Playoffs
1992-93 Top Scorer: Petr Klima (32-16-48)
Stanley Cup Titles: Five (1984, 1985, 1987, 1988 and 1990)

All-Time Edmonton Scorer vs. Pittsburgh:
Wayne Gretzky (28 gp, 31-44-75)
All-Time Pittsburgh Scorer vs. Edmonton:
Mario Lemieux (21 gp, 11-27-38)
Longest Edmonton Win Streak vs. Pittsburgh:
5, Mar. 16, 1981 - Mar. 17, 1982;
Jan. 7, 1983 - Feb. 22, 1984
Longest Pittsburgh Win Streak vs. Edmonton:
2, Nov. 4, 1989 - Feb. 2, 1990
Longest Edmonton Undefeated Streak vs. Pittsburgh:
6, Jan. 7, 1983 - Nov. 6, 1984 (5-0-1)
Longest Pittsburgh Undefeated Streak vs. Edmonton:
2, Nov. 4, 1989 - Feb. 2, 1990 (2-0-0)
Last Pittsburgh Win at Home: Mar. 17, 1992 (6-5)
Last Edmonton Win at Home: Jan. 22, 1993 (2-1)
Last Pittsburgh Win at Edmonton: Nov. 4, 1989 (3-1)
Last Edmonton Win at Pittsburgh: Feb. 18, 1993 (5-4)
Most Goals by Pittsburgh vs. Edmonton:
7, 3 times, last time — Jan. 21, 1988 (P, 7-4)
Most Goals by Edmonton vs. Pittsburgh:
10, Mar. 17, 1982 (E, 10-4); Feb. 19, 1983 (E, 10-7)
Most Goals by Both Teams: 17, Feb. 19, 1983 (E, 10-7)
Last Pittsburgh Shutout vs. Edmonton:
None
Last Edmonton Shutout vs. Pittsburgh:
None
Last Pittsburgh Hat Trick vs. Edmonton:
Nov. 13, 1991 — Kevin Stevens
Last Edmonton Hat Trick vs. Pittsburgh:
Nov. 8, 1988 — Jari Kurri
Last Pittsburgh Trade with Edmonton: Nov. 24, 1987,
Paul Coffey, Dave Hunter and Wayne Van Dorp to Pittsburgh
for Craig Simpson, Chris Joseph, Moe Mantha and Dave
Hannan
Overtime Record vs. Pittsburgh: 1-1-1

Penguins Record by Decades vs Edmonton: 1980s (8-23-2); 1990s (5-6-0)

PITTSBURGH VS. EDMONTON YEAR BY YEAR													
REGULAR SEASON													
YEAR	GP	W	L	T	GF	GA	YEAR	GP	W	L	T	GF	GA
1979-80	4	1	3	0	12	22	1986-87	3	1	2	0	9	10
1980-81	4	1	2	1	18	20	1987-88	3	0	3	0	8	17
1981-82	3	0	3	0	8	22	1988-89	3	1	2	0	12	15
1982-83	3	1	2	0	14	21	1989-90	3	2	1	0	12	8
1983-84	3	0	3	0	8	23	1990-91	3	1	2	0	14	15
1984-85	3	1	1	1	10	12	1991-92	3	2	1	0	14	14
1985-86	3	1	2	0	13	17	1992-93	3	1	2	0	11	11
							TOTALS	44	13	29	2	163	227

1992-93 SEASON NOTES (Jan. 22, P-1 at E-2): The Penguins outshoot Edmonton 34-16, but Ron Tugnutt makes 33 saves to earn the victory. Craig MacTavish scores the game-winner. Mike Stapleton scores for the Penguins, whose record at Northlands Coliseum falls to 3-17-1. **(Feb. 18, E-5 at P-4):** Edmonton outscores the Penguins, 3-2, in the third period as Esa Tikkanen notches the game-winner at 17:39. Craig Simpson scores twice for the Oilers, and Kevin Stevens scores twice for Pittsburgh. **(Mar. 21, P-6 at E-4):** Kevin Stevens and Mario Lemieux record their 50th goals of the season, and Joe Mullen scores twice as the Penguins defeat Edmonton before 18,792 fans in Cleveland, the largest neutral-site crowd of the year.

THIS YEAR'S SCHEDULE

Jan. 15 at Pittsburgh 1:35
Mar. 27 at Edmonton 8:05*
* Pittsburgh Time



PITTSBURGH VS EDMONTON



1992-93	GP	W	L	T	PTS	GF	GA	PPG	SHG	PEN	PIM
PITTSBURGH	3	1	2	0	2	11	11	3-15	1	18	47
EDMONTON	3	2	1	0	4	11	11	2-10	1	22	47

AT PITTSBURGH (0-1-0)

AT CLEVELAND (1-0-0)

AT EDMONTON (0-1-0)

Jan. 22 Pittsburgh 1 (Wregget) at EDMONTON 2 (TUGNUTT)
 Feb. 18 EDMONTON 5 (RANFORD) at Pittsburgh 4 (Barrasso)
 Mar. 21 PITTSBURGH 6 (WREGGET) at Edmonton 4 (Tugnut) #
 # - in Cleveland

WG - MacTavish
 WG - Tikkanen
 WG - Mullen

GOALS & SHOTS BY PERIODS:	1ST	2ND	3RD	OVT	TOTAL
PITTSBURGH	3-41	5-38	3-33	—	11-112
EDMONTON	2-23	4-27	5-28	—	11-78

PITTSBURGH	GP	G	A	PTS	PIM	SOG	+/-	EDMONTON	GP	G	A	PTS	PIM	SOG	+/-
Mullen	3	3	2	5	0	12	E	Podein	3	1	3	4	0	6	+3
Francis	3	1	4	5	2	7	+1	Klima	2	2	1	3	2	6	-1
Stevens	3	3	1	4	14	20	-1	Tikkanen	2	1	2	3	0	1	+3
Murphy	3	1	3	4	0	13	+1	Simpson	2	2	0	2	0	7	+2
Jagr	3	1	1	2	0	12	+1	Ciger	2	1	1	2	0	3	+1
McEachern	3	0	2	2	0	2	-2	Mellanby	2	0	2	2	0	5	+2
Lemieux	1	1	0	1	2	5	-1	McDougall	1	1	0	1	0	1	+2
Stapleton	2	1	0	1	0	4	E	Verenka	2	1	0	1	4	3	-2
Stanton	3	0	1	1	0	4	+2	Gelinas	3	1	0	1	0	2	+2
Tocchet	3	0	1	1	15	10	-1	MacTavish	3	1	0	1	6	7	-2
Barrasso	1	0	0	0	0	0	-	Elik	1	0	1	1	0	2	-2
Daniels	1	0	0	0	0	0	-3	Weight	1	0	1	1	2	3	E
Caufield	2	0	0	0	0	1	E	Benning	2	0	1	1	2	2	E
Jennings	2	0	0	0	0	1	E	Corson	2	0	1	1	2	4	-3
Needham	2	0	0	0	0	0	E	Rice	2	0	1	1	0	1	-1
Straka	2	0	0	0	0	1	+1	Todd	2	0	1	1	0	2	E
Wregget	2	0	0	0	0	0	-	Manson	3	0	1	1	4	7	+2
Errey	3	0	0	0	0	4	-2	Richardson	3	0	1	1	2	3	-2
Loney	3	0	0	0	0	2	-1	Smith	3	0	1	1	0	0	+1
Paek	3	0	0	0	0	2	-1	Glynn	1	0	0	0	2	1	+1
K.Samuelsson	3	0	0	0	4	7	-4	Kravchuk	1	0	0	0	0	2	+2
U.Samuelsson	3	0	0	0	8	4	+4	Ranford	1	0	0	0	0	0	-
Tippett	3	0	0	0	2	1	E	DeBrusk	2	0	0	0	11	1	E
								Gilchrist	2	0	0	0	0	3	-2
								Tugnut	2	0	0	0	2	0	-
								Buchberger	3	0	0	0	8	3	-4
								Muni	3	0	0	0	0	3	+1

TOTAL	3	(11-15-26)	47	112	TOTAL	3	(11-18-29)	47	78
--------------	----------	-------------------	-----------	------------	--------------	----------	-------------------	-----------	-----------

GOALTENDERS	GP	MP	GF	GA	ENG	SO	AVG	SHOTS	SPCT.	W-L-T
Wregget (P)	2	119:12	7	6	0	0	3.02	50	.880	1-1-0
Barrasso (P)	1	59:24	4	5	0	0	5.05	28	.821	0-1-0
PITTSBURGH TOTAL	3	180:00	11	11	0	0	3.67	78	.859	1-2-0
Tugnut (E)	2	120:00	6	6	1	0	3.00	75	.920	1-1-0
Ranford (E)	1	60:00	5	4	0	0	4.00	36	.889	1-0-0
EDMONTON TOTAL	3	180:00	11	11	1	0	3.67	112	.902	2-1-0

POWER PLAY GOALS: PITTSBURGH (3 for 15) - Lemieux, Mullen, Stevens
 EDMONTON (2 for 10) - Klima 2

SHORT-HANDED GOALS: PITTSBURGH (1) - Mullen
 EDMONTON (1) - Werenka

All-Time vs Oilers	GP	W	L	T	PTS	GF	GA
Pittsburgh Home	22	9	12	1	19	86	107
Pittsburgh Away	21	3	17	1	7	71	116
Neutral Site Game	1	1	0	0	2	6	4
1979-1993 TOTAL	44	13	29	2	28	163	227


LAST WIN BY:

PITTSBURGH at Home: March 17, 1992 (6-5) (0-1-0 since last win)
 PITTSBURGH on Road: November 4, 1989 (3-1) (0-4-0 since last win)
 EDMONTON at Home: January 22, 1993 (2-1) (0-0-0 since last win)
 EDMONTON on Road: February 18, 1993 (5-4) (0-0-0 since last win)



PAUL HOLMGREN

HARTFORD WHALERS



GEOFF SANDERSON

Location: 242 Trumbull Street, Hartford, CT 06103

Founded: 1972 (WHA)

General Manager: Paul Holmgren

Head Coach: Paul Holmgren

NHL Career Record: (Seasons) 133-178-37 (5)

Assistant Coaches: Pierre McGuire, Kevin McCarthy

Public Relations Director: Mark Mancini

Public/Community Relations Assistant: Mary Lynn Gorman

Trainer: Frank "Bud" Gouveia

Arena (Capacity): Hartford Civic Center Coliseum (15,635)

General Office Phone: (203) 728-3366

Press Box Phone: (203) 246-0808

FAX Phone: (203) 522-7707

Starting Times of Games: WN/Sat.-7:35; Sun.-5:05;

Mat.-1:35

Team Colors: Blue, Green, Silver and White

Radio: WVIC 1080 AM

Commercial TV:

Cable TV: SportsChannel

All-Time NHL Record: 422-559-143

1992-93 Record: 26-52-6

1992-93 Finish: 5th (Adams Division)

1993 Playoff Record: Did Not Make Playoffs

1992-93 Top Scorer: Geoff Sanderson (46-43-89)

Stanley Cup Titles: None

All-Time Hartford Scorer vs. Pittsburgh:

Ron Francis (28 gp, 14-28-42)

All-Time Pittsburgh Scorer vs. Hartford:

Mario Lemieux (21 gp, 23-22-45)

Longest Hartford Win Streak vs. Pittsburgh:

4, Oct. 28, 1986 - Jan. 9, 1988;

Feb. 26, 1989 - Mar. 25, 1990

Longest Pittsburgh Win Streak vs. Hartford:

4, Dec. 19, 1981 - Jan. 3, 1982

Longest Hartford Undeclared Streak vs. Pittsburgh:

7, Feb. 26, 1989 - Dec. 8, 1990 (6-0-1)

Longest Pittsburgh Undeclared Streak vs. Hartford:

8, Feb. 19, 1981 - Mar. 12, 1983 (7-0-1)

Last Pittsburgh Win at Home: Apr. 1, 1993 (10-2)

Last Hartford Win at Home: Dec. 8, 1990 (3-1)

Last Pittsburgh Win at Hartford: Feb. 21, 1993 (4-3)

Last Hartford Win at Pittsburgh: Feb. 27, 1992 (8-4)

Most Goals by Pittsburgh vs. Hartford:

10, Apr. 3, 1993 (P, 10-2)

Most Goals by Hartford vs. Pittsburgh:

9, Nov. 22, 1984 (H, 9-3); Dec. 26, 1980 (H, 9-7);

Mar. 30, 1989 (H, 9-5)

Most Goals by Both Teams:

16, Dec. 26, 1980 (H, 9-7)

Last Pittsburgh Shutout vs. Hartford:

Dec. 28, 1984 (4-0) — Roberto Romano

Last Hartford Shutout vs. Pittsburgh:

None

Last Pittsburgh Hat Trick vs. Hartford:

Apr. 3, 1993 — Rick Tocchet

Last Hartford Hat Trick vs. Pittsburgh:

Feb. 21, 1993 — Geoff Sanderson

Last Pittsburgh Trade with Hartford:

Mar. 10, 1992, Future Considerations to Pittsburgh for Frank

Pietrangelo

Overtime Record vs. Pittsburgh:

1-1-2

Penguins Record by Decades vs. Hartford: 1970s (0-1-1); 1980s (15-15-1); 1990s (4-5-2)

PITTSBURGH PENGUINS vs. HARTFORD WHALERS

REGULAR SEASON

YEAR	GP	W	L	T	GF	GA	YEAR	GP	W	L	T	GF	GA
1979-80	4	1	2	1	15	21	1986-87	3	0	3	0	12	18
1980-81	4	2	2	0	20	20	1987-88	3	2	1	0	13	11
1981-82	3	2	0	1	18	11	1988-89	3	1	2	0	15	20
1982-83	3	3	0	0	14	7	1989-90	3	0	2	1	9	15
1983-84	3	2	1	0	11	10	1990-91	3	1	2	0	10	11
1984-85	3	1	2	0	10	13	1991-92	3	0	2	1	11	16
1985-86	3	1	2	0	12	10	1992-93	3	3	0	0	21	8
							TOTALS	44	19	21	4	191	191

1992-93 SEASON NOTES—(Oct. 17, P-7 at H-3):

Kevin Stevens records the second four-goal game of his career, and the Penguins score four power play goals in seven opportunities. Jaromir Jagr and Ron Francis chip in with three assists each. (Feb. 21, P-4 at H-3): Rick Tocchet scores twice as the Penguins snap a three-game losing streak, their longest of the season. Joe Mullen has one goal and one assist, while Geoff Sanderson scores all three Hartford goals. (Apr. 1, H-2 at P-10): Rick Tocchet records his 10th career hat trick as the Penguins reach their highest goal total of the season. Peter Taglianetti records one goal and two assists, and Mario Lemieux and Jeff Daniels record two goals each.

THIS YEAR'S SCHEDULE

Oct. 16	at	Pittsburgh	7:35
Dec. 4	at	Hartford	7:35
Jan. 2	at	Hartford	5:05
Feb. 17	at	Pittsburgh	7:35
Mar. 13	at	Hartford	1:35



PITTSBURGH VS HARTFORD



1992-93	GP	W	L	T	PTS	GF	GA	PPG	SHG	PEN	PIM
PITTSBURGH	3	3	0	0	6	21	8	6-16	0	29	72
HARTFORD	3	0	3	0	0	8	21	3-16	1	29	91

AT PITTSBURGH (1-0-0)

Oct. 17 PITTSBURGH 7 (BARRASSO) at Hartford 3 (Burke)
 Feb. 21 PITTSBURGH 4 (BARRASSO) at Hartford 3 (Pietrangelo)
 Apr. 1 Hartford 2 (Gosselin) at PITTSBURGH 10 (BARRASSO)
 Pietrangelo replaced Burke at 16:53 on Oct. 17
 Burke replaced Pietrangelo at 43:10 on Oct. 17
 Pietrangelo replaced Gosselin at 16:09 on Apr. 1
 Gosselin replaced Pietrangelo at 40:00 on Apr. 1

AT HARTFORD (2-0-0)

WG - McEachern
 WG - Needham
 WG - Tocchet

GOALS & SHOTS BY PERIODS:	1ST	2ND	3RD	OVT	TOTAL
PITTSBURGH	9-37	9-45	3-26	—	21-108
HARTFORD	2-28	4-29	2-24	—	8-81

PITTSBURGH	GP	G	A	PTS	PIM	SOG	+/	HARTFORD	GP	G	A	PTS	PIM	SOG	+/
Stevens	3	4	3	7	4	13	+4	Cassels	3	1	5	6	2	5	+1
Tocchet	3	6	0	6	11	9	+3	Verbeek	3	0	5	5	2	9	+2
Francis	3	0	6	6	0	11	+2	Sanderson	3	3	1	4	2	6	-1
Jagr	3	0	6	6	4	12	+5	Zalapski	3	0	2	2	4	4	-3
Lemieux	2	3	2	5	0	7	+3	Cullen	1	1	0	1	12	2	-1
Murphy	3	0	4	4	2	9	+2	Cunneyworth	1	1	0	1	2	1	-1
Taglianetti	1	1	2	3	0	3	+5	Craven	2	1	0	1	0	8	E
Mullen	2	2	1	3	0	6	+1	Yake	2	1	0	1	2	3	-1
Daniels	2	2	0	2	2	2	+2	Weinrich	3	0	1	1	2	6	-1
McEachern	3	2	0	2	0	8	+4	Agnew	1	0	0	0	0	1	E
Stapleton	2	0	2	2	2	2	+1	Burke	1	0	0	0	0	0	-
Straka	2	0	2	2	4	1	+2	Gosselin	1	0	0	0	0	0	-
Loney	3	0	2	2	4	2	+1	Kerr	1	0	0	0	0	2	E
Tippett	3	0	2	2	14	5	+1	Kron	1	0	0	0	2	2	-2
Needham	2	1	0	1	0	4	E	Burt	2	0	0	0	7	6	-5
Errey	1	0	1	1	0	0	E	Corriveau	2	0	0	0	0	2	-3
Ramsey	1	0	1	1	0	0	+2	Greig	2	0	0	0	0	0	-4
Barrasso	3	0	1	1	0	0	-	Houda	2	0	0	0	6	1	-4
U.Samuelsson	3	0	1	1	10	7	+6	Janssens	2	0	0	0	2	2	-4
Fogarty	1	0	0	0	0	0	-1	Keczmer	2	0	0	0	2	4	-3
Caufield	2	0	0	0	0	0	E	Konroyd	2	0	0	0	2	1	E
Jennings	2	0	0	0	5	0	+2	Nylander	2	0	0	0	2	3	-5
Paek	2	0	0	0	0	0	+1	Petrovicky	2	0	0	0	0	2	E
Stanton	2	0	0	0	2	5	+3	Kypreos	3	0	0	0	7	3	-6
K.Samuelsson	3	0	0	0	8	2	E	Ladouceur	3	0	0	0	4	3	-4
								McKenzie	3	0	0	0	25	2	-3
								Pietrangelo	3	0	0	0	0	0	-
								Poulin	3	0	0	0	2	3	-2
								Bench					2		
TOTAL	3					(21-36-57)	72 108	TOTAL	3					(8-14-22)	91 81

GOALTENDERS	GP	MP	GF	GA	ENG	SO	AVG	SHOTS	SPCT.	W-L-T
Barrasso (P)	3	180:00	21	8	0	0	2.67	81	.901	3-0-0
PITTSBURGH TOTAL	3	180:00	21	8	0	0	2.67	81	.901	3-0-0
Pietrangelo (H)	3	108:53	7	11	0	0	6.06	66	.833	0-1-0
Gosselin (H)	1	36:09	0	5	0	0	8.30	19	.737	0-1-0
Burke (H)	1	33:43	1	5	0	0	8.90	23	.783	0-1-0
HARTFORD TOTAL	3	180:00	8	21	0	0	7.00	108	.806	0-3-0

POWER PLAY GOALS: PITTSBURGH (6 for 16) - Tocchet 3, Stevens 2, Mullen
 HARTFORD (3 for 16) - Sanderson 2, Cullen

SHORT-HANDED GOALS: HARTFORD (1) - Yake

HAT TRICKS: PITTSBURGH (2) - Stevens (Oct. 17, 4 goals), Tocchet (Apr. 1)
 HARTFORD (1) - Sanderson (Feb. 21)

All-Time vs Whalers	GP	W	L	T	PTS	GF	GA
Pittsburgh Home	22	10	9	3	23	102	93
Pittsburgh Away	22	9	12	1	19	89	98
1979-1993 TOTAL	44	19	21	4	42	191	191

LAST WIN BY:

PITTSBURGH at Home: April 1, 1993 (10-2) (0-0-0 since last win)
 PITTSBURGH on Road: February 21, 1993 (4-3) (0-0-0 since last win)
 HARTFORD at Home: December 8, 1990 (3-1) (0-1-1 since last win)
 HARTFORD on Road: February 27, 1992 (8-4) (0-1-0 since last win)



BARRY MELROSE

LOS ANGELES KINGS



LUC ROBITAILLE

Location: 3900 W. Manchester Blvd., Inglewood, CA 90305

Founded: 1967

President: Roy Mlakar

General Manager: Nick Beverley

Head Coach: Barry Melrose

NHL Career Record: (Seasons) 39-35-10 (1)

Assistant Coach: Cap Raeder

Director of Media Relations: Rick Minch

Assistant Director of Media Relations: Adam Fell

Trainer: Peter Demers

Arena (Capacity): Great Western Forum (16,005)

General Office Phone: (310) 419-3160

Press Box Phone: (310) 419-3243/3245

FAX Phone: (310) 673-8927

Starting Times of Games: AN-7:35; except Feb. 16-6:05;

Feb. 21-4:05; Mar. 19-2:05; Apr. 2-2:05

Team Colors: Black, White and Silver

Radio: XTRA 690 AM

Commercial TV: KTLA Channel 5

Cable TV: Prime Ticket Network

All-Time NHL Record: 818-916-300

1992-93 Record: 39-35-10

1992-93 Finish: 3rd (Smythe Division)

1993 Playoff Record: Won, Calgary, 4-2, Smythe Division

Semi-Finals; Won, Vancouver, 4-2, Smythe Division

Finals; Won, Toronto, 4-3, Campbell Conference Finals;

Lost, Montreal, 4-1, Stanley Cup Finals

1992-93 Top Scorer: Luc Robitaille (63-62-125)

Stanley Cup Titles: None

All-Time Los Angeles Scorer vs. Pittsburgh:

Marcel Dionne (50 gp, 29-41-70)

All-Time Pittsburgh Scorer vs. Los Angeles:

Mario Lemieux (21 gp, 16-32-48)

Longest Los Angeles Win Streak vs. Pittsburgh:

5, Mar. 14, 1984 - Nov. 16, 1985

Longest Pittsburgh Win Streak vs. Los Angeles:

6, Nov. 15, 1969 - Feb. 26, 1970

Longest Los Angeles Undefeated Streak vs. Pittsburgh:

8, Mar. 2, 1977 - Mar. 14, 1978 (4-0-4)

Longest Pittsburgh Undefeated Streak vs. Los Angeles:

9, Nov. 15, 1979 - Feb. 13, 1982 (4-0-5)

Last Pittsburgh Win at Home: Mar. 11, 1993 (4-3 OT)

Last Los Angeles Win at Home: Dec. 3, 1992 (5-3)

Last Pittsburgh Win at Los Angeles: Feb. 13, 1988 (7-5)

Last Los Angeles Win at Pittsburgh: Feb. 8, 1992 (4-3)

Most Goals by Pittsburgh vs. Los Angeles:

8, Mar. 26, 1969 (P, 8-4); Oct. 20, 1971 (P, 8-1)

Most Goals by Los Angeles vs. Pittsburgh:

10, Jan. 21, 1987 (LA, 10-5)

Most Goals by Both Teams: 15, Jan. 21, 1987 (LA, 10-5)

Last Pittsburgh Shutout vs. Los Angeles:

Nov. 23, 1974 (0-0) — Gary Inness

Last Los Angeles Shutout vs. Pittsburgh:

Dec. 17, 1986 (3-0) — Darren Eliot

Last Pittsburgh Hat Trick vs. Los Angeles:

Feb. 10, 1990 — Rob Brown

Last Los Angeles Hat Trick vs. Pittsburgh:

Mar. 10, 1990 — Luc Robitaille

Last Pittsburgh Trade with Los Angeles: Nov. 6, 1992,

Peter Ahola to Pittsburgh for Jeff Chychrun

Overtime Record vs. Pittsburgh: 3-3-2

Penguins Record by Decades vs. Los Angeles: 1960s (8-12-1); 1970s (27-26-9); 1980s (12-13-6); 1990s (3-7-0)

PITTSBURGH PENGUINS vs. LOS ANGELES KINGS													
REGULAR SEASON													
YEAR	GP	W	L	T	GF	GA	YEAR	GP	W	L	T	GF	GA
1967-68	10	4	6	0	26	33	1980-81	4	2	0	2	18	16
1968-69	8	2	5	1	20	24	1981-82	3	1	1	1	15	16
1969-70	8	6	2	0	20	11	1982-83	3	2	1	0	15	14
1970-71	6	2	4	0	18	26	1983-84	3	1	2	0	15	16
1971-72	6	4	1	1	29	19	1984-85	3	0	3	0	6	15
1972-73	6	4	2	0	17	14	1985-86	3	2	1	0	16	12
1973-74	5	1	4	0	6	14	1986-87	3	1	2	0	9	16
1974-75	6	1	3	2	8	15	1987-88	3	1	0	2	15	13
1975-76	6	5	1	0	29	16	1988-89	3	1	2	0	9	14
1976-77	6	2	3	1	20	23	1989-90	3	1	2	0	13	22
1977-78	6	0	3	3	15	21	1990-91	3	1	2	0	6	12
1978-79	8	4	3	1	24	22	1991-92	3	0	3	0	8	14
1979-80	4	1	1	2	13	12	1992-93	2	1	1	0	7	8
TOTALS							124 50 58 16 397 438						

1992-93 SEASON NOTES—(Dec. 3, P-3 at LA-5): Corey Millen and Tony Granato each score twice as the Penguins lose their seventh consecutive game in Los Angeles. They have not won at the Los Angeles Forum since February 13, 1988. Ron Francis, Jim Paek and Rick Tocchet score for Pittsburgh. (Mar. 11, LA-3 at P-4): Jaromir Jagr records his second goal of the game at 3:18 of overtime on the power play. Mario Lemieux (1g, 3a) and Wayne Gretzky (1g, 1a) figure in the scoring on six of seven goals in the game.

THIS YEAR'S SCHEDULE

Nov. 6 at Los Angeles 10:35*
 Dec. 14 at Pittsburgh 7:35
 * Pittsburgh Time



PITTSBURGH VS LOS ANGELES



1992-93	GP	W	L	T	PTS	GF	GA	PPG	SHG	PEN	PIM
PITTSBURGH	2	1	1	0	2	7	8	3-13	0	12	24
LOS ANGELES	2	1	1	0	2	8	7	2-9	1	17	42

AT PITTSBURGH (1-0-0)

Dec. 3 Pittsburgh 3 (Barrasso) at LOS ANGELES 5 (HRUDEY)
 Mar. 11 Los Angeles 3 (Stauber) at PITTSBURGH 4 (BARRASSO)
 *Jagr scored at 3:18 of overtime on Mar. 11

AT LOS ANGELES (0-1-0)

WG - Granato
 WG - Jagr *

GOALS & SHOTS BY PERIODS:	1ST	2ND	3RD	OVT	TOTAL
PITTSBURGH	2-26	4-23	0-23	1-2	7-74
LOS ANGELES	3-11	3-27	2-21	0-2	8-61

PITTSBURGH	GP	G	A	PTS	PIM	SOG	+/-	LOS ANGELES	GP	G	A	PTS	PIM	SOG	+/-
Lemieux	1	1	3	4	0	5	+2	Granato	2	2	2	4	4	7	+2
Jagr	2	2	0	2	0	11	E	Zhitnik	2	1	3	4	4	2	+3
Francis	2	1	1	2	0	7	-2	Millen	1	2	1	3	2	4	+3
Mullen	2	1	1	2	2	8	-1	Gretzky	1	1	1	2	0	4	E
Murphy	2	0	2	2	6	7	-2	Blake	2	0	2	2	2	9	E
Tocchet	2	1	1	2	0	9	-3	Loach	2	1	0	1	6	1	E
Paek	2	1	0	1	0	2	E	Robitaille	2	1	0	1	2	9	-1
U.Samuelsson	1	0	1	1	2	1	E	Hrudey	1	0	1	1	0	0	-
Stevens	1	0	1	1	2	3	-2	Thompson	1	0	1	1	0	0	+1
Loney	2	0	1	1	0	1	-1	Huddy	2	0	1	1	0	1	+2
McEachern	2	0	1	1	2	6	-1	McSorley	2	0	1	1	0	1	E
Stapleton	2	0	1	1	0	2	E	Carson	1	0	0	0	0	0	E
Ahola	1	0	0	0	0	0	-1	Coffey	1	0	0	0	0	4	E
Needham	1	0	0	0	0	1	+1	Hiller	1	0	0	0	0	3	-1
K.Samuelsson	1	0	0	0	2	2	E	McIntyre	1	0	0	0	4	0	+1
Barrasso	2	0	0	0	2	0	-	Rychel	1	0	0	0	0	1	E
Daniels	2	0	0	0	0	0	+1	Shuchuk	1	0	0	0	2	1	E
Errey	2	0	0	0	2	3	-1	Stauber	1	0	0	0	0	0	-
Jennings	2	0	0	0	0	2	E	Watters	1	0	0	0	0	0	-2
Stanton	2	0	0	0	2	1	E	Conacher	2	0	0	0	0	1	+1
Straka	2	0	0	0	0	1	E	Donnelly	2	0	0	0	0	5	+1
Tippett	2	0	0	0	0	2	E	Kurri	2	0	0	0	0	5	-2
Bench					2			Sydor	2	0	0	0	6	3	+1
								Bench					10		
TOTAL	2		(7-13-20)	24	74			TOTAL	2		(8-13-21)	42	61		

GOALTENDERS	GP	MP	GF	GA	ENG	SO	AVG	SHOTS	SPCT.	W-L-T
Barrasso (P)	2	122:16	7	8	0	0	3.93	61	.869	1-1-0
PITTSBURGH TOTAL	2	123:18	7	8	0	0	3.89	61	.869	1-1-0
Hrudey (LA)	1	60:00	5	3	0	0	3.00	39	.923	1-0-0
Stauber (LA)	1	63:18	3	4	0	0	3.79	35	.886	0-1-0
LOS ANGELES TOTAL	2	123:18	8	7	0	0	3.41	74	.905	1-1-0

POWER PLAY GOALS: PITTSBURGH (3 for 13) - Tocchet, Jagr, Mullen

LOS ANGELES (2 for 9) - Robitaille, Zhitnik

SHORT-HANDED GOALS: LOS ANGELES (1) - Millen

All-Time vs Kings	GP	W	L	T	PTS	GF	GA
Pittsburgh Home	63	36	19	8	80	239	201
Pittsburgh Away	61	14	39	8	36	158	237
1967-1993 TOTAL	124	50	58	16	116	397	438

LAST WIN BY:

PITTSBURGH at Home: March 11, 1993 (4-3 OT) (0-0-0 since last win)
 PITTSBURGH on Road: February 13, 1988 (7-5) (0-7-0 since last win)
 LOS ANGELES at Home: December 3, 1992 (5-3) (0-0-0 since last win)
 LOS ANGELES on Road: February 8, 1992 (4-3) (0-1-0 since last win)

The Kings reached the Stanley Cup Finals for the first time in their 26 year history in 1993...Luc Robitaille set an NHL record for goals scored by a left wing in a season, scoring 63 in 1992-93...The Kings set a club record with a 12-game home winning streak from October 10-December 5.



JACQUES DEMERS

MONTREAL CANADIENS



VINCENT DAMPHOUSSE

Location: 2313 St. Catherine St. W., Montreal, Que.

H3H 1N2

Founded: 1909

Chairman of the Board/President: Ronald Corey

Managing Director: Serge Savard

Head Coach: Jacques Demers

NHL Career Record (Seasons): 315-315-92 (9)

Assistant Coaches: Jacques Laperriere, Charles Thiffault, Steve Shutt

Director of Communications: Donald Beauchamp

Trainer: Gaetan Lefebvre

Arena (Capacity): Montreal Forum (17,959)

General Office Phone: (514) 932-2582

Press Box Phone: (514) 989-2872

FAX Phone: (514) 932-8285

Starting Times of Games: WN-7:35; Sat.-8:05; Sun.-7:05; except Jan. 29-1:05; Jan. 30-1:35

Team Colors: Red, White and Blue

Radio: CBF 690 AM, CJAD 800 AM

Commercial TV: CBC, CFTM and CBFT

Cable TV: RDS

All-Time NHL Record: 2480-1473-723

1992-93 Record: 48-30-6

1992-93 Finish: 3rd (Adams Division)

1993 Playoff Record: Won, Quebec, 4-2, Adams Division

Semi-Finals; Won, Buffalo, 4-0 Adams Division Finals;

Won, New York Islanders, 4-1, Wales Conference Finals;

Won, Los Angeles, 4-1, Stanley Cup Finals

1992-93 Top Scorer: Vincent Damphousse (39-58-97)

Stanley Cup Titles: 24 (1916, 1924, 1930-31, 1944, 1946, 1953, 1956-60, 1965-66, 1968-69, 1971, 1973, 1976-79, 1986 and 1993)

All-Time Montreal Scorer vs. Pittsburgh:

Guy Lafleur (61 gp, 44-53-97)

All-Time Pittsburgh Scorer vs. Montreal:

Jean Pronovost (56 gp, 22-19-41)

Longest Montreal Win Streak vs. Pittsburgh:

10, Apr. 2, 1975 - Dec. 4, 1976

Longest Pittsburgh Win Streak vs. Montreal:

3, Jan. 23, 1988 - Oct. 29, 1988

Longest Montreal Undeclared Streak vs. Pittsburgh:

18, Jan. 13, 1972 - Jan. 26, 1975 (15-0-3)

Longest Pittsburgh Undeclared Streak vs. Montreal:

4, Mar. 28, 1992 - Apr. 7, 1993 (3-0-1)

Last Pittsburgh Win at Home: Apr. 7, 1993 (4-3 OT)

Last Montreal Win at Home: Feb. 22, 1992 (2-1)

Last Pittsburgh Win at Montreal: Oct. 29, 1988 (5-4)

Last Montreal Win at Pittsburgh: Oct. 23, 1990 (5-4)

Most Goals by Pittsburgh vs. Montreal:

7, Jan. 15, 1983 (M, 8-7)

Most Goals by Montreal vs. Pittsburgh:

12, Feb. 22, 1979 (M, 12-0)

Most Goals by Both Teams: 15, Jan. 15, 1983 (M, 8-7)

Last Pittsburgh Shutout vs. Montreal:

Mar. 3, 1971 (4-0) — Les Binkley

Last Montreal Shutout vs. Pittsburgh:

Feb. 22, 1979 (12-0) — Michel Larocque

Last Pittsburgh Hat Trick vs. Montreal:

Apr. 7, 1993 — Rick Tocchet

Last Montreal Hat Trick vs. Pittsburgh:

Mar. 18, 1989 — Mats Naslund

Last Pittsburgh Trade with Montreal: Dec. 23, 1987,

Perry Ganchar to Pittsburgh for Future Considerations

Overtime Record vs. Pittsburgh: 0-3-5

Penguins Record by Decades vs. Montreal: 1960s (2-10-1); 1970s (7-43-9); 1980s (11-18-3); 1990s (3-5-2)

PITTSBURGH VS. MONTREAL YEAR BY YEAR REGULAR SEASON

YEAR	GP	W	L	T	GF	GA	YEAR	GP	W	L	T	GF	GA
1967-68	4	0	4	0	11	16	1980-81	4	2	2	0	10	11
1968-69	6	1	4	1	16	21	1981-82	3	1	2	0	9	14
1969-70	6	2	4	0	15	19	1982-83	3	1	2	0	11	15
1970-71	6	1	3	2	13	20	1983-84	3	0	2	1	6	11
1971-72	6	1	4	1	16	25	1984-85	3	1	2	0	11	13
1972-73	5	0	5	0	12	29	1985-86	3	0	2	1	10	13
1973-74	5	0	4	1	10	21	1986-87	3	1	1	1	11	11
1974-75	6	1	4	1	15	28	1987-88	3	2	1	0	11	8
1975-76	6	0	6	0	19	35	1988-89	3	1	2	0	8	16
1976-77	6	0	4	2	11	34	1989-90	3	1	2	0	4	17
1977-78	6	1	5	0	19	35	1990-91	3	0	2	1	11	15
1978-79	8	2	5	1	19	38	1991-92	3	1	2	0	8	9
1979-80	4	1	2	1	14	22	1992-93	3	2	0	1	12	8
							TOTALS	114	23	76	15	312	504

1992-93 SEASON NOTES—(Oct. 10, P-3 at M-3): The Penguins score three power play goals, but the Canadiens rally with two third period goals to earn the tie. Benoit Brunet scores twice for Montreal. **(Oct. 15, M-2 at P-5):** Tom Barrasso makes 32 saves, and Mario Lemieux records one goal and two assists as the Penguins remain unbeaten in their first five games (3-0-2). **(Apr. 7, M-3 at P-4):** Ulf Samuelsson's goal at 2:11 of overtime gives the Penguins the win, their NHL record-tying 15th consecutive victory, set by the 1981-82 New York Islanders. Rick Tocchet records his 11th career hat trick.

THIS YEAR'S SCHEDULE

Oct. 7	at	Pittsburgh	7:35
Nov. 20	at	Montreal	8:05
Feb. 7	at	Pittsburgh	7:35
Feb. 19	at	Montreal	8:05
Apr. 9	at	Montreal	8:05



PITTSBURGH VS MONTREAL



1992-93

PITTSBURGH
MONTREAL

GP	W	L	T	PTS	GF	GA	PPG	SHG	PEN	PIM
3	2	0	1	5	12	8	5-19	1	20	40
3	0	2	1	1	8	12	1-18	0	21	44

AT PITTSBURGH (2-0-0)

Oct. 10 Pittsburgh 3 (Barrasso) at Montreal 3 (Roy)

Oct. 15 Montreal 2 (Roy) at PITTSBURGH 5 (BARRASSO)

Apr. 7 Montreal 3 (Roy) at PITTSBURGH 4 (BARRASSO)

* U.Samuelsson scored at 2:11 of overtime on Apr. 7

AT MONTREAL (0-0-1)

WG - Jagr

WG - U.Samuelsson*

GOALS & SHOTS BY PERIODS:

	1ST	2ND	3RD	OVT	TOTAL
PITTSBURGH	4-34	5-34	2-36	1-4	12-108
MONTREAL	2-35	1-39	5-30	0-1	8-105

PITTSBURGH	GP	G	A	PTS	PIM	SOG	+/-	MONTREAL	GP	G	A	PTS	PIM	SOG	+/-
Lemieux	3	2	5	7	2	11	+2	Brunet	3	2	1	3	0	6	+2
Tocchet	2	3	3	6	2	15	+2	Savard	3	0	3	3	6	7	+2
Stevens	2	2	4	4	4	15	+1	Muller	3	2	0	2	6	12	-1
Francis	3	1	2	3	2	9	+1	Dampousse	3	1	1	2	4	12	E
Jagr	3	1	2	3	0	15	-1	LeBeau	3	0	2	2	0	7	+1
McEachern	3	1	1	2	0	8	-1	Schneider	3	0	2	2	0	8	-1
Murphy	3	1	1	2	2	8	+3	Dionne	2	1	0	1	0	2	E
Fogarty	1	0	2	2	0	1	+1	Petrov	2	1	0	1	2	4	E
U.Samuelson	3	1	0	1	8	3	+1	Bellows	3	1	0	1	2	10	-3
Stanton	2	0	1	1	4	2	-3	DiPietro	1	0	1	1	0	2	+2
Loney	3	0	1	1	2	3	E	Brisebois	2	0	1	1	4	4	+1
K.Samuelsson	3	0	1	1	2	1	+1	Ewen	2	0	1	1	0	0	+2
Mullen	1	0	0	0	0	2	E	Keane	3	0	1	1	2	7	E
Ramsey	1	0	0	0	0	1	-1	Odelein	3	0	1	1	4	1	+1
Straka	1	0	0	0	0	1	-2	Carbonneau	1	0	0	0	2	1	E
Taglianetti	1	0	0	0	2	0	E	Dufresne	1	0	0	0	0	0	E
Daniels	2	0	0	0	0	0	-1	Ramage	1	0	0	0	0	1	E
Leach	2	0	0	0	2	0	-1	Haller	2	0	0	0	2	4	E
Needham	2	0	0	0	0	5	E	Kjellberg	2	0	0	0	2	1	-1
Paek	2	0	0	0	2	0	E	Ronan	2	0	0	0	0	1	-1
Barrasso	3	0	0	0	4	0	-	Daigneault	3	0	0	0	2	5	E
Jennings	3	0	0	0	2	0	-2	Desjardins	3	0	0	0	6	8	-1
Stapleton	3	0	0	0	0	2	-1	LeClair	3	0	0	0	0	2	-3
Tippett	3	0	0	0	0	6	E	Roy	3	0	0	0	0	0	-
TOTAL	3	(12-21-33)	40	108				TOTAL	3	(8-14-22)	44	105			

GOALTENDERS

	GP	MP	GF	GA	ENG	SO	AVG	SHOTS	SPCT.	W-L-T
Barrasso (P)	3	187:07	12	8	0	0	2.57	105	.924	2-0-1
PITTSBURGH TOTAL	3	187:11	12	8	0	0	2.56	105	.924	2-0-1

Roy (M)	3	187:11	8	12	0	0	3.85	108	.889	0-2-1
MONTREAL TOTAL	3	187:11	8	12	0	0	3.85	108	.889	0-2-1

POWER PLAY GOALS:

PITTSBURGH (5 for 19) - Stevens, Murphy, Lemieux, McEachern, Tocchet

MONTREAL (1 for 18) - Bellows

SHORT-HANDED GOALS:

PITTSBURGH (1) - Tocchet

HAT TRICKS:

PITTSBURGH (1) - Tocchet (Apr. 7)

All-Time vs Canadiens

	GP	W	L	T	PTS	GF	GA
Pittsburgh Home	57	19	29	9	47	174	212
Pittsburgh Away	57	4	47	6	14	138	292
1967-1993 TOTAL	114	23	76	15	61	312	504

LAST WIN BY:

PITTSBURGH at Home:

April 7, 1993 (4-3 OT)

(0-0-0 since last win)

PITTSBURGH on Road:

October 29, 1988 (5-4)

(0-5-1 since last win)

MONTREAL at Home:

February 22, 1992 (2-1)

(0-0-1 since last win)

MONTREAL on Road:

October 23, 1990 (5-4)

(0-3-1 since last win)

The Canadiens won the Stanley Cup for the 24th time in 1993... Patrick Roy has played in 418 career games for the Canadiens. Only Jacques Plante (556) has played more games in goal for the Canadiens...The Canadiens have not had a 100-point scorer since Mats Naslund scored 110 points in 1985-86.



JACQUES LEMAIRE

NEW JERSEY DEVILS



CLAUDE LEMIEUX

Location: P.O. Box 504, East Rutherford, NJ 07073
Founded: 1974 (Kansas City)
Chairman: John J. McMullen
President and General Manager: Lou Lamoriello
Head Coach: Jacques Lemaire
NHL Career Record (Seasons): 48-37-12 (2)
Assistant Coach: Larry Robinson
Director Public/Media Relations: David Freed
Assistant Media Relations Director: Mike Levine
Trainer: Ted Schuch
Arena (Capacity): Byrne Meadowlands Arena (19,040)
General Office Phone: (201) 935-6050
Press Box Phone: (201) 460-4266
FAX Phone: (201) 935-2127
Starting Times of Games: AN-7:35; Mat-1:35 except Mar. 13-5:05
Team Colors: Red, Black and White
Radio: WABC 770 AM
Commercial TV: None
Cable TV: SportsChannel New York
All-Time NHL Record: 465-851-208
1992-93 Record: 40-37-7
1993-94 Finish: 4th (Patrick Division)
1993 Playoff Record: Lost, Pittsburgh, 4-1, Patrick Division Semi-Finals
1992-93 Top Scorer: Claude Lemieux (30-51-81)
Stanley Cup Titles: None

All-Time New Jersey Scorer vs. Pittsburgh:
 Kirk Muller (49 gp, 17-38-55)
All-Time Pittsburgh Scorer vs. New Jersey:
 Mario Lemieux (52 gp, 36-71-107)
Longest New Jersey Win Streak vs. Pittsburgh:
 5, Dec. 23, 1987 - Oct. 21, 1988
Longest Pittsburgh Win Streak vs. New Jersey:
 5, Feb. 22, 1981 - Mar. 21, 1982
Longest New Jersey Undefeated Streak vs. Pittsburgh:
 7, Dec. 23, 1987 - Dec. 23, 1988 (5-0-2)
Longest Pittsburgh Undefeated Streak vs. New Jersey:
 6, Feb. 22, 1981 - Oct. 5, 1982 (5-0-1);
 Jan. 6, 1986 - Oct. 18, 1986 (5-0-1)
Last Pittsburgh Win at Home: Mar. 25, 1993 (4-3)
Last New Jersey Win at Home: Dec. 11, 1992 (2-1)
Last Pittsburgh Win at New Jersey: Apr. 4, 1993 (5-2)
Last New Jersey Win at Pittsburgh: Feb. 23, 1993 (3-1)
Most Goals by Pittsburgh vs. New Jersey:
 9, Dec. 13, 1990 (P, 9-5)
Most Goals by New Jersey vs. Pittsburgh:
 8, Oct. 29, 1986 (NJ, 8-6)
Most Goals by Both Teams: 14, Oct. 29, 1986 (NJ, 8-6);
 Dec. 31, 1988 (P, 8-6); Dec. 13, 1990 (P, 9-5)
Last Pittsburgh Shutout vs. New Jersey:
 Nov. 21, 1992 (2-0) — Tom Barrasso
Last New Jersey Shutout by Pittsburgh:
 Jan. 2, 1992 (4-0) — Craig Billington
Last Pittsburgh Hat Trick vs. New Jersey:
 Dec. 12, 1992 — Kevin Stevens
Last New Jersey Hat Trick vs. Pittsburgh:
 Jan. 28, 1988 — John MacLean
Last Pittsburgh Trade with New Jersey: None
Overtime Record vs. Pittsburgh: 0-1-5

Penguins Record by Decades vs New Jersey: 1970s (13-5-4); 1980s (26-28-7); 1990s (13-13-1)

PITTSBURGH PENGUINS vs. NEW JERSEY DEVILS REGULAR SEASON

YEAR	GP	W	L	T	GF	GA	YEAR	GP	W	L	T	GF	GA
1974-75	4	2	0	2	19	14	1984-85	7	2	5	0	25	34
1975-76	4	2	1	1	18	10	1985-86	7	4	2	1	28	22
1976-77	4	2	2	0	11	11	1986-87	7	3	4	0	34	31
1977-78	4	2	1	1	14	13	1987-88	7	1	6	0	21	38
1978-79	4	3	1	0	21	13	1988-89	7	4	1	2	29	24
1979-80	4	2	2	0	10	15	1989-90	7	2	4	1	22	29
1980-81	4	3	1	0	20	13	1990-91	7	4	3	0	37	31
1981-82	3	3	0	0	17	5	1991-92	7	2	5	0	20	31
1982-83	7	1	3	3	23	26	1992-93	9	6	2	1	33	25
1983-84	7	4	3	0	28	27	TOTALS	110	52	46	12	430	412

1992-93 SEASON NOTES—(Oct. 24, P-4 at NJ-3): Mario Lemieux ties a club record, scoring a goal in nine consecutive games. He adds two assists as the Penguins win their first Patrick Division road game. **(Nov. 20, P-4 at NJ-1):** Shawn McEachern and Rick Tocchet score twice, and Tom Barrasso posts his 89th victory as a Penguin to set a club record. **(Nov. 21, NJ-0 at P-2):** Tom Barrasso makes 29 saves to record his 17th career shutout and Jaromir Jagr scores his first career short-handed goal as the Penguins sweep the home and home series. **(Dec. 11, P-1 at NJ-2):** Chris Tereri makes 31 saves and Alexander Semak's short-handed goal gives the Devils their first win in the season series. **(Dec. 12, NJ-5 at P-6):** Kevin Stevens records his eighth career hat trick, and the Penguins overcome a 3-0 deficit to earn a split of the weekend home and home series. **(Feb. 23, NJ-3 at P-1):** Craig Billington makes 29 saves to send the Penguins to their second consecutive home loss. **(Mar. 25, NJ-3 at P-4):** Rick Tocchet scores twice as the Penguins win their eighth consecutive game, a club record. With the win, the Penguins clinch a playoff spot and reach 100 points for the first time in franchise history. **(Apr. 4, P-5 at NJ-2):** Ron Francis scores twice, and Mario Lemieux scores a goal in his 11th consecutive game, as the Penguins win their 14th game in a row, and sixth in a row on the road. **(Apr. 14, P-6 at NJ-6):** Joe Mullen scores the tying goal at 18:54 of the third period with Tom Barrasso off for an extra attacker. Mario Lemieux and Claude Lemieux both score twice, as the Penguins NHL-record win streak is stopped at 17 games.

THIS YEAR'S SCHEDULE

Dec. 2	at	Pittsburgh	7:35
Feb. 5	at	New Jersey	7:35
Apr. 6	at	Pittsburgh	7:35
Apr. 8	at	New Jersey	7:35



PITTSBURGH VS NEW JERSEY



1992-93

PITTSBURGH

NEW JERSEY

GP	W	L	T	PTS	GF	GA	PPG	SHG	PEN	PIM
9	6	2	1	13	33	25	10-55	4	74	179
9	2	6	1	5	25	33	6-49	2	83	212

AT PITTSBURGH (3-1-0)

Oct. 24 PITTSBURGH 4 (BARRASSO) at New Jersey 3 (Billington)
 Nov+ 20 PITTSBURGH 4 (BARRASSO) at New Jersey 1 (Billington)
 Nov. 21 New Jersey 0 (Terrerri) at PITTSBURGH 2 (BARRASSO)
 Dec. 11 Pittsburgh 1 (Barrasso) at NEW JERSEY 2 (TERRERI)
 Dec. 12 New Jersey 5 (Terrerri) at PITTSBURGH 6 (BARRASSO)
 Feb. 23 NEW JERSEY 3 (BILLINGTON) at Pittsburgh 1 (Barrasso)
 Mar 25 New Jersey 3 (Terrerri) at PITTSBURGH 4 (BARRASSO)
 Apr. 4 PITTSBURGH 5 (BARRASSO) at New Jersey 2 (Terrerri)
 Apr. 14 Pittsburgh 6 (Barrasso) at New Jersey 6 (Billington)

AT NEW JERSEY(3-1-1)

WG - Jagr
 WG - Tocchet
 WG - Jagr
 WG - Semak
 WG - M.Lemieux
 WG - Richer
 WG - Jagr
 WG - Francis

GOALS & SHOTS BY PERIODS:

	1ST	2ND	3RD	OVT	TOTAL
PITTSBURGH	9-90	17-110	7-80	0-2	33-282
NEW JERSEY	7-86	11-100	7-86	0-3	25-275

PITTSBURGH	GP	G	A	PTS	PIM	SOG	+/-	NEW JERSEY	GP	G	A	PTS	PIM	SOG	+/-	
M.Lemieux	8	6	15	21	8	27	+7	C.Lemieux	8	4	7	11	28	24	+2	
Tocchet	9	5	9	14	28	23	+2	S.Stevens	9	2	5	7	14	14	-6	
Francis	9	3	8	11	0	37	+3	Driver	8	0	7	7	6	25	-2	
Jagr	9	5	4	9	10	19	+2	Richer	9	4	1	5	4	33	-2	
Murphy	9	1	8	9	8	31	+8	Stastny	8	3	2	5	6	14	-5	
McEachern	9	4	2	6	4	22	+3	Zelepukin	8	3	2	5	10	26	-2	
K.Stevens	6	5	0	5	23	26	-1	Semak	9	2	3	5	16	18	+2	
Mullen	8	1	4	5	2	20	-1	MacLean	9	2	2	4	10	17	+2	
Loney	9	2	0	2	9	8	-1	Guerin	6	1	2	3	4	6	E	
Daniels	8	1	0	1	2	3	-1	Holik	8	1	2	3	14	26	-2	
Fogarty	1	0	1	1	2	1	E	Pellerin	6	0	3	3	10	4	-1	
Errey	5	0	1	1	2	9	-1	Kasatonov	7	0	3	3	9	4	+2	
Straka	5	0	1	1	19	3	-1	Ojanen	4	2	0	2	2	6	+1	
Needham	6	0	1	1	0	6	+1	Nicholls	3	0	2	2	14	5	E	
Tippett	8	0	1	1	0	7	-5	McKay	9	1	0	1	6	7	-1	
Barrasso	9	0	1	1	8	0	-	Niedermayer	7	0	1	1	2	14	-2	
Paek	9	0	1	1	8	4	+4	Fetisov	9	0	1	1	18	4	+5	
Ramsey	3	0	0	0	2	1	+2	Hankinson	1	0	0	0	0	1	E	
Taglianetti	3	0	0	0	6	3	-2	Emma	2	0	0	0	0	2	E	
Ahola	4	0	0	0	2	0	-1	Mallette	2	0	0	0	0	4	2	E
Jennings	4	0	0	0	2	0	-1	Ciger	3	0	0	0	0	2	-2	
K.Samuelsson	6	0	0	0	4	6	+3	Todd	3	0	0	0	2	3	-2	
Stanton	7	0	0	0	4	5	-1	Billington	4	0	0	0	0	0	-	
Stapleton	7	0	0	0	4	6	-2	Chorske	4	0	0	0	0	2	-2	
U.Samuelsson	8	0	0	0	22	15	-4	Barr	5	0	0	0	2	1	-3	
								Terreri	5	0	0	0	0	0	-	
								Albelin	6	0	0	0	4	7	-1	
								Daneyko	9	0	0	0	27	8	-4	
TOTAL	9	(33-57-90)	179	282				TOTAL	9	(25-43-68)	212	275				

GOALTENDERS	GP	MP	GF	GA	ENG	SO	AVG	SHOTS	SPCT.	W-L-T
Barrasso (P)	9	542:23	33	25	0	1	2.77	275	.909	6-2-1
PITTSBURGH TOTAL	9	545:00	33	25	0	1	2.75	275	.909	6-2-1
Terrerri (NJ)	5	295:20	12	17	1	0	3.45	164	.896	1-4-0
Billington (NJ)	4	244:59	13	15	0	0	3.67	117	.872	1-2-1
NEW JERSEY TOTAL	9	545:00	25	33	1	0	3.63	282	.883	2-6-1

POWER PLAY GOALS:

PITTSBURGH (10 for 55) - Francis 3, K.Stevens 3, Jagr 2, Lemieux, Tocchet

NEW JERSEY (6 for 49) - Stastny 2, C.Lemieux, Ojanen, S.Stevens, Zelepukin

SHORT-HANDED GOALS:

PITTSBURGH (4) - Lemieux 2, Jagr, Murphy

NEW JERSEY (2) - Semak, Zelepukin

HAT TRICKS:

PITTSBURGH (1) - Stevens (Dec. 12)

All-Time vs Devils	GP	W	L	T	PTS	GF	GA
Pittsburgh Home	55	33	19	3	69	237	200
Pittsburgh Away	55	19	27	9	47	193	212
1974-1993 TOTAL	110	52	46	12	116	430	412

LAST WIN BY:

PITTSBURGH at Home:

March 25, 1993 (4-3)

(0-0-0 since last win)

PITTSBURGH on Road:

April 4, 1993 (5-2)

(0-0-1 since last win)

NEW JERSEY at Home:

December 11, 1992 (2-1)

(0-1-1 since last win)

NEW JERSEY on Road:


February 23, 1993 (3-1)

(0-1-0 since last win)



AL ARBOUR

NEW YORK ISLANDERS



PIERRE TURGEON

Location: Nassau Coliseum, Uniondale, NY 11553
Founded: 1972
General Manager and VP/Hockey Operations: Don Maloney
Head Coach: Al Arbour
NHL Career Record (Seasons): 745-541-236 (21)
Assistant Coaches: Lorne Henning and Rick Green
Director of Media Relations: Ginger Killian
Media Relations Assistant: Eric Miris
Trainer: Ed Tyburski
Arena (Capacity): Nassau Coliseum (16,297)
General Office Phone: (516) 794-4100
Press Box Phone: (516) 542-9335
FAX Phone: (516) 542-9348
Starting Times of Games: WN-7:35; Sat/Sun-7:05; Mat-1:05
Team Colors: Blue, Orange and White
Radio: WPAT 930 AM; WGBB 1240 AM; WRHD 1570 AM;
 WFAS 1230 AM; WBZO 103.1 FM
Commercial TV: None
Cable TV: SportsChannel New York
All-Time NHL Record: 796-643-241
1992-93 Record: 40-37-7
1992-93 Finish: 3rd (Patrick Division)
1993 Playoff Record: Won, Washington, 4-2, Patrick Division Semi-Finals; Won, Pittsburgh, 4-3, Patrick Division Finals; Lost, Montreal, 4-1, Wales Conference Final
1992-93 Top Scorer: Pierre Turgeon (58-74-132)
Stanley Cup Titles: Four (1980, 1981, 1982 and 1983)

All-Time Islanders Scorer vs. Pittsburgh:
 Bryan Trottier (82 gp, 47-58-105)
All-Time Pittsburgh Scorer vs. Islanders:
 Mario Lemieux (51 gp, 36-61-97)
Longest Islanders Win Streak vs. Pittsburgh:
 6, Dec. 20, 1983 - Nov. 10, 1984
Longest Pittsburgh Win Streak vs. Islanders:
 4, Dec. 3, 1988 - Jan. 10, 1989; Mar. 12, 1992 - Dec. 1, 1992
Longest Islanders Undeclared Streak vs. Pittsburgh:
 9, Feb. 1, 1986 - Mar. 10, 1987 (7-0-2)
Longest Pittsburgh Undeclared Streak vs. Islanders:
 9, Oct. 17, 1972 - Mar. 20, 1974 (6-0-3)
Last Pittsburgh Win at Home: Nov. 3, 1992 (2-0)
Last Islanders Win at Home: Feb. 20, 1993 (4-2)
Last Pittsburgh Win at Islanders: Mar. 14, 1993 (3-2)
Last Islanders Win at Pittsburgh: Jan. 28, 1993 (5-2)
Most Goals by Pittsburgh vs. Islanders:
 9, Dec. 13, 1972 (P, 9-1)
Most Goals by Islanders vs. Pittsburgh:
 11, Dec. 20, 1983 (NY, 11-3)
Most Goals by Both Teams: 15, Feb. 6, 1990 (NY, 8-7)
Last Pittsburgh Shutout vs. Islanders:
 Nov. 3, 1992 (2-0) — Tom Barraso
Last Islanders Shutout vs. Pittsburgh:
 Jan. 9, 1986 (9-0) — Kelly Hrudey
Last Pittsburgh Hat Trick vs. Islanders:
 Dec. 23, 1991 — Joe Mullen (4)
Last Islanders Hat Trick vs. Pittsburgh:
 Feb. 20, 1993 — Pierre Turgeon
Last Pittsburgh Trade with Islanders: None
Overtime Record vs. Pittsburgh: 3-2-7

Penguins Record by Decades vs New York Islanders: 1970s (12-10-10); 1980s (21-38-7); 1990s (15-8-2)

PITTSBURGH PENGUINS vs. NEW YORK ISLANDERS

REGULAR SEASON

YEAR	GP	W	L	T	GF	GA	YEAR	GP	W	L	T	GF	GA
1972-73	5	4	0	1	22	4	1983-84	7	1	6	0	26	38
1973-74	5	2	1	2	9	8	1984-85	7	2	5	0	20	30
1974-75	4	2	2	0	15	10	1985-86	7	1	5	1	21	38
1975-76	4	1	2	1	15	21	1986-87	7	0	5	2	19	29
1976-77	4	2	2	0	11	13	1987-88	7	4	2	1	32	28
1977-78	4	1	2	1	14	15	1988-89	7	4	2	1	25	26
1978-79	4	0	1	3	11	13	1989-90	7	3	3	1	32	35
1979-80	4	1	0	3	10	9	1990-91	7	5	2	0	33	23
1980-81	4	2	1	1	19	16	1991-92	7	5	1	1	39	31
1981-82	8	2	6	0	22	40	1992-93	7	4	3	0	26	21
1982-83	7	2	5	0	13	29	TOTALS	123	48	56	19	434	477

1992-93 SEASON NOTES (Oct. 8, NY-3 at P-7): The Penguins raise their championship banners from the 1991-92 season, and score four third period goals to rout the Islanders. Mario Lemieux records five points (2g, 3a). **(Nov. 3, NY-0 at P-2):** Tom Barraso makes 19 saves to record his 16th career shutout, and Jeff Daniels scores his first NHL goal, the game-winner. **(Dec. 1, P-7 at NY-3):** The Penguins take a 6-0 lead behind Rick Tocchet's two goals to win their fifth consecutive game at Nassau Coliseum. **(Dec. 19, NY-4 at P-3):** Pat Flatley scores two short-handed goals and Danny Lorenz makes 31 saves in his first start of the year for the Islanders. **(Jan. 28, NY-5 at P-2):** Derek King scores twice as the Islanders win their second consecutive game at the Civic Arena. **(Feb. 20, P-2 at NY-4):** Pierre Turgeon scores three goals to send the Penguins to their third loss in a row for the first time this season. **(Mar. 14, P-3 at NY-2):** The Penguins win their franchise-record 42nd game of the year as Ron Francis nets the game-winner.

THIS YEAR'S SCHEDULE

Oct. 19	at	New York	7:35
Dec. 19	at	Pittsburgh	7:35
Feb. 10	at	Pittsburgh	7:35
Mar. 20	at	New York	7:35



PITTSBURGH VS NY ISLANDERS



1992-93	GP	W	L	T	PTS	GF	GA	PPG	SHG	PEN	PIM
PITTSBURGH	7	4	3	0	8	26	21	3-32	1	53	106
NY ISLANDERS	7	3	4	0	6	21	26	7-34	4	49	109

AT PITTSBURGH (2-2-0)

Oct. 8 NY Islanders 3 (Fitzpatrick) at PITTSBURGH 7 (BARRASSO)
 Nov. 3 NY Islanders 0 (Fitzpatrick) at PITTSBURGH 2 (BARRASSO)
 Dec. 1 PITTSBURGH 7 (BARRASSO) at NY Islanders 3 (Healy)
 Dec. 19 NY ISLANDERS 4 (LORENZ) at Pittsburgh 3 (Barrasso)
 Jan. 28 NY ISLANDERS 5 (FITZPATRICK) at Pittsburgh 2 (Wregget)
 Feb. 20 Pittsburgh 2 (Barrasso) at NY ISLANDERS 4 (HEALY)
 Mar. 14 PITTSBURGH 3 (BARRASSO) at NY Islanders 2 (Healy)
 Fitzpatrick replaced Healy at 12:54 on Dec. 1

AT NY ISLANDERS (2-1-0)

WG - Jagr
 WG - Daniels
 WG - Lemieux
 WG - Volek
 WG - King
 WG - Turgeon
 WG - Francis

GOALS & SHOTS BY PERIODS:

	1ST	2ND	3RD	OVT	TOTAL
PITTSBURGH	8-79	6-61	12-67	—	26-207
NY ISLANDERS	6-54	6-73	9-75	—	21-202

PITTSBURGH	GP	G	A	PTS	PIM	SOG	+/-	ISLANDERS	GP	G	A	PTS	PIM	SOG	+/-
Lemieux	5	3	7	10	10	17	+3	Turgeon	7	4	2	6	0	20	-8
Stevens	7	2	7	9	6	31	+3	Flatley	7	2	4	6	4	8	-3
Tocchet	7	6	2	8	10	21	+3	Thomas	6	1	5	6	8	14	-4
Jagr	7	5	3	8	6	12	+6	Hogue	7	2	3	5	19	7	-1
Francis	7	3	4	7	8	23	+5	Kurvers	6	0	5	5	2	6	-1
Murphy	7	3	4	7	4	25	+3	B.Mullen	6	1	2	3	0	9	E
McEachern	7	1	4	5	2	11	+3	Fitzgerald	6	0	3	3	2	2	E
J.Mullen	6	1	3	4	2	12	+1	Berg	3	2	0	2	2	4	+2
U.Samuelsson	6	0	3	3	10	7	+2	Volek	5	2	0	2	0	13	-2
K.Samuelsson	6	0	2	2	10	4	+5	King	6	2	0	2	4	18	-5
Loney	7	0	2	2	2	6	-1	Green	4	1	1	2	4	10	+2
Paek	7	0	2	2	2	5	+3	Norton	6	1	1	2	8	16	-4
Daniels	5	1	0	1	2	2	E	Krupp	7	1	1	2	8	12	-4
Stanton	7	1	0	1	12	7	+5	Dalgarno	5	0	2	2	4	4	E
Errey	5	0	1	1	0	11	+2	LaChance	5	0	2	2	4	7	-7
Barrasso	6	0	1	1	2	0	-	Malakhov	5	0	2	2	4	10	-1
Jennings	6	0	1	1	8	2	+3	Kasparaitis	7	0	2	2	12	12	E
Tippett	6	0	1	1	2	4	+1	Loiselle	4	1	0	1	4	5	-1
Caulfield	1	0	0	0	0	0	E	McInnis	5	1	0	1	2	9	-2
Leach	1	0	0	0	0	1	E	Healy	3	0	1	1	0	0	-
Wregget	1	0	0	0	0	0	-	Ferraro	4	0	1	1	4	4	-4
Ahola	2	0	0	0	2	1	-1	Lorenz	1	0	0	0	0	0	-
Straka	2	0	0	0	0	0	E	Pilon	1	0	0	0	2	0	-2
Needham	5	0	0	0	0	2	-2	Nylund	2	0	0	0	0	1	-1
Stapleton	7	0	0	0	2	3	-2	Vaske	3	0	0	0	0	5	+2
Bench					4			Fitzpatrick	4	0	0	0	0	0	-
								Marois	4	0	0	0	2	5	-3
								Vukota	4	0	0	0	8	1	-1
								Bench					2		
TOTAL	7	(26-47-73)	106	207				TOTAL	7	(21-37-58)	109	202			

GOALTENDERS

	GP	MP	GF	GA	ENG	SO	AVG	SHOTS	SPCT.	W-L-T
Barrasso (P)	6	358:17	24	15	1	1	2.51	169	.911	4-2-0
Wregget(P)	1	60:00	2	5	0	0	5.00	32	.844	0-1-0
PITTSBURGH TOTAL	7	420:00	26	21	1	1	3.00	202	.896	4-3-0
Lorenz (NYI)	1	60:00	4	3	0	0	3.00	34	.912	1-0-0
Healy (NYI)	3	131:56	6	8	0	0	3.64	72	.889	1-1-0
Fitzpatrick (NYI)	4	226:19	11	15	0	0	3.98	101	.851	1-3-0
NY ISLANDERS TOTAL	7	420:00	21	26	0	0	3.71	207	.874	3-4-0

POWER PLAY GOALS:

PITTSBURGH (3 for 32) - Tocchet 2, Stevens
 NY ISLANDERS (7 for 34) - Turgeon 2, King 2, Thomas, Volek, Krupp

SHORT-HANDED GOALS:

PITTSBURGH (1) - Tocchet
 NY ISLANDERS (4) - Flatley 2, Berg, McInnis
 NY ISLANDERS (1) - Turgeon (Feb. 20)

HAT TRICKS:

All-Time vs Islanders

	GP	W	L	T	PTS	GF	GA
Pittsburgh Home	62	29	22	11	69	241	215
Pittsburgh Away	61	19	34	8	46	200	262
1972-1993 TOTAL	123	48	56	19	115	441	477

LAST WIN BY:


PITTSBURGH at Home: November 3, 1992 (2-0)
 PITTSBURGH on Road: March 14, 1993 (3-2)
 NY ISLANDERS at Home: February 20, 1993 (4-2)
 NY ISLANDERS on Road: January 28, 1993 (5-2)

(0-2-0 since last win)
 (0-0-0 since last win)
 (0-1-0 since last win)
 (0-0-0 since last win)



MIKE KEENAN

NEW YORK RANGERS



MARK MESSIER

Location: 4 Pennsylvania Plaza, New York, NY 10001

Founded: 1926

President and General Manager: Neil Smith

Head Coach: Mike Keenan

NHL Career Record (Seasons): 343-228-69 (8)

Associate Coach: Colin Campbell

Director of Communications: Barry Watkins

Manager of Communications: Kevin McDonald

Trainers: Dave Smith, Joe Murphy,

Arena (Capacity): Madison Square Garden (18,200)

General Office Phone: (212) 465-6000

Press Box Phone: TBA

FAX Phone: (212) 465-6494

Starting Times of Games: AN-7:35 Mat.-1:35

Team Colors: Blue, Red and White

Radio: WFAN 660 AM and WEVD 1050 AM

Commercial TV: None

Cable TV: Madison Square Garden Network

All-Time NHL Record: 1863-1881-706

1992-93 Record: 34-39-11

1992-93 Finish: 6th (Patrick Division)

1993 Playoff Record: Did Not Make Playoffs

1992-93 Top Scorer: Mark Messier (25-66-91)

Stanley Cup Titles: Three (1928, 1936 and 1940)

All-Time Rangers Scorer vs. Pittsburgh:

Rod Gilbert (44 gp, 18-40-58)

All-Time Pittsburgh Scorer vs. Rangers:

Mario Lemieux (53 gp, 49-61-110)

Longest Rangers Win Streak vs. Pittsburgh:

5, Nov. 18, 1973 - Nov. 24, 1974

Longest Pittsburgh Win Streak vs. Rangers:

4, Nov. 14, 1989 - Jan. 8, 1990

Longest Rangers Undefeated Streak vs. Pittsburgh:

12, Jan. 7, 1970 - Oct. 30, 1971 (8-0-4)

Longest Pittsburgh Undefeated Streak vs. Rangers:

6, Nov. 14, 1989 - Feb. 14, 1990 (5-0-1)

Last Pittsburgh Win at Home: Apr. 10, 1993 (4-2)

Last Rangers Win at Home: Mar. 5, 1993 (3-1)

Last Pittsburgh Win at Rangers: Apr. 9, 1993 (10-4)

Last Rangers Win at Pittsburgh: Nov. 25, 1992 (11-3)

Most Goals by Pittsburgh vs. Rangers:

10, Apr. 9, 1993 (P, 10-4)

Most Goals by Rangers vs. Pittsburgh:

11, Nov. 25, 1992 (NY, 11-3)

Most Goals by Both Teams: 14, Mar. 2, 1975 (NY, 8-6);

Nov. 25, 1992, (NY, 11-3); Apr. 9, 1993 (P, 10-4)

Last Pittsburgh Shutout vs. Rangers:

Feb. 10, 1993 (3-0) — Tom Barrasso

Last Rangers Shutout vs. Pittsburgh:

Nov. 18, 1973 (7-0) — Ed Giacomin

Last Pittsburgh Hat Trick vs. Rangers:

Apr. 9, 1993 — Mario Lemieux (5), Joe Mullen

Last Rangers Hat Trick vs. Pittsburgh:

Nov. 25, 1992 — Adam Graves

Last Pittsburgh Trade with Rangers: Sept. 14, 1989,

Undisclosed Draft Choice to Pittsburgh for Lee Giffin

Overtime Record vs. Pittsburgh: 2-6-7

Penguins Record by Decades vs New York Rangers: 1960s (2-9-1); 1970s (17-26-7); 1980s (26-30-9); 1990s (13-10-1)

PITTSBURGH PENGUINS vs. NEW YORK RANGERS

REGULAR SEASON

YEAR	GP	W	L	T	GF	GA	YEAR	GP	W	L	T	GF	GA
1967-68	4	0	3	1	7	15	1980-81	4	2	1	1	17	14
1968-69	6	1	5	0	16	27	1981-82	8	3	4	1	32	35
1969-70	6	1	4	1	7	18	1982-83	7	1	5	1	19	34
1970-71	6	0	5	1	7	24	1983-84	7	2	5	0	25	35
1971-72	6	1	3	2	12	22	1984-85	7	3	4	0	29	34
1972-73	5	2	3	0	16	24	1985-86	7	4	2	1	28	24
1973-74	5	1	4	0	12	25	1986-87	7	2	3	2	23	26
1974-75	4	2	2	0	22	20	1987-88	7	3	2	2	29	27
1975-76	4	3	1	0	23	12	1988-89	7	3	3	1	32	32
1976-77	4	2	1	1	12	8	1989-90	7	5	1	1	34	23
1977-78	4	2	0	2	16	12	1990-91	7	4	3	0	32	28
1978-79	4	2	2	0	15	7	1991-92	7	2	5	0	25	32
1979-80	4	2	2	0	15	14	1992-93	7	5	2	0	31	24
							TOTALS	151	58	75	18	536	596

1992-93 SEASON NOTES (Nov. 23, P-5 at NY-2): Mario Lemieux scores twice, and Rick Tocchet adds one goal and two assists as the Penguins win their third Patrick Division game in a row. **(Nov. 25, NY-11 at P-3):** The Rangers score six third period goals to beat the Penguins. Adam Graves scores three goals, and Mark Messier records two goals and four assists. **(Jan. 2, NY-2 at P-5):** Joe Mullen and Mario Lemieux both score twice, and Tom Barrasso records his 100th win as a Penguin. **(Feb. 10, P-3 at NY-0):** Tom Barrasso makes 30 saves as the Penguins post consecutive shutouts for the first time in franchise history. Martin Straka records his first NHL goal. **(Mar. 5, P-1 at NY-3):** John Vanbiesbrouck makes 28 saves as the Penguins fall to 2-7-1, in their last 10 games. **(Apr. 9, P-10 at NY-4):** Mario Lemieux records his second career five goal game and Joe Mullen notches his 11th career hat trick, as the Penguins set an NHL record for consecutive wins with their 15th victory in a row. **(Apr. 10, NY-2 at P-4):** The Penguins close out their home schedule with their 31st home win, a franchise record. Dave Tappett has one goal and one assist as the Penguins win their 17th game in a row.

THIS YEAR'S SCHEDULE

Oct. 9	at	Pittsburgh	7:35
Jan. 31	at	New York	7:35
Feb. 21	at	New York	1:35
Mar. 12	at	Pittsburgh	1:35



PITTSBURGH VS NY RANGERS



1992-93
PITTSBURGH
NY RANGERS

GP	W	L	T	PTS	GF	GA	PPG	SHG	PEN	PIM
7	5	2	0	10	31	24	5-36	5	57	153
7	2	5	0	4	24	31	6-36	1	57	150

AT PITTSBURGH (2-1-0)

Nov. 23 PITTSBURGH 5 (BARRASSO) at NY Rangers 2 (Richter)
Nov. 25 NY RANGERS 11 (VANBIESBROUCK) at Pittsburgh 3 (Barrasso)
Jan. 2 NY Rangers 2 (Vanbiesbrouck) at PITTSBURGH 5 (BARRASSO)
Feb. 10 PITTSBURGH 3 (BARRASSO) at NY Rangers 0 (Richter)
Mar. 5 Pittsburgh 1 (Barrasso) at NY RANGERS 3 (VANBIESBROUCK)
Apr. 9 PITTSBURGH 10 (BARRASSO) at NY Rangers 4 (Hirsch)
Apr. 10 NY Rangers 2 (Richter) at PITTSBURGH 4 (WREGGETT)
Vanbiesbrouck replaced Richter at 26:41 on Nov. 23rd
Wregget replaced Barrasso at 47:19 on Nov. 25th
Richter replaced Hirsch at 40:00 on Apr.9

AT NY RANGERS (3-1-0)

WG - Lemieux
WG - Turcotte
WG - Errey
WG - Straka
WG - Gartner
WG - Lemieux
WG - Tocchet

GOALS & SHOTS BY PERIODS:

	1ST	2ND	3RD	OVT	TOTAL
PITTSBURGH	10-93	8-78	13-63	—	31-234
NY RANGERS	6-69	8-63	10-87	—	24-219

PITTSBURGH	GP	G	A	PTS	PIM	SOG	+/-
Lemieux	6	10	3	13	4	29	+9
Tocchet	6	2	7	9	22	15	+4
Mullen	7	6	2	8	0	22	+5
Jagr	7	1	7	8	4	13	E
Stevens	6	1	4	5	10	27	E
Francis	7	1	3	4	4	21	-2
U.Samuelsson	7	0	4	4	20	6	+3
Needham	4	2	1	3	2	4	+3
Straka	4	1	1	3	0	6	+1
Tippett	4	1	2	3	2	4	+3
Errey	4	2	0	2	2	10	E
McEachern	7	1	1	2	8	14	E
Murphy	7	1	1	2	8	17	+5
Paek	5	0	2	2	2	6	-3
Barrasso	6	0	2	2	0	0	-
Loney	7	0	2	2	17	10	+1
Ramsey	2	1	0	1	0	3	+4
Jennings	4	0	1	1	17	2	+2
Daniels	5	0	1	1	0	0	-1
Stanton	6	0	1	1	10	4	+1
Caulfield	2	0	0	0	0	1	E
Taglianetti	2	0	0	0	15	2	-2
Wregget	2	0	0	0	0	0	-
Ahola	3	0	0	0	0	1	E
K.Samuelsson	6	0	0	0	6	8	+3
Stapleton	6	0	0	0	0	9	E

NY RANGERS	GP	G	A	PTS	PIM	SOG	+/-
M.Messier	7	4	7	11	20	17	-5
Graves	7	4	2	6	19	24	-5
Amonte	7	3	3	6	4	23	-7
Turcotte	6	2	3	5	2	11	+1
Gartner	7	4	0	4	0	28	-4
Leetch	1	1	3	4	0	6	+2
Patrick	5	0	4	4	2	6	E
Hurlbut	2	1	1	2	4	3	E
Tikkanen	2	1	1	2	6	5	-6
Brotten	5	1	1	2	4	7	-2
Zubov	5	1	1	2	0	11	-7
Cirella	5	0	2	2	5	5	-3
Erixon	5	0	2	2	0	1	+2
Nemchinov	7	0	2	2	2	14	E
McIntyre	2	1	0	1	2	2	-1
Kovalev	4	1	0	1	4	6	-1
K.King	2	0	1	1	11	2	E
Hardy	3	0	1	1	4	3	+1
Bourque	4	0	1	1	2	10	E
Weight	4	0	1	1	4	3	E
Lowe	5	0	1	1	10	7	-3
Wells	5	0	1	1	29	1	E
Dorni	1	0	0	0	0	0	E
Hirsch	1	0	0	0	0	0	-
S.King	1	0	0	0	0	3	-1
Andersson	2	0	0	0	0	3	-1
J.Messier	2	0	0	0	0	3	-1
Gilhen	4	0	0	0	0	2	E
Kocur	4	0	0	0	0	4	E
Richter	4	0	0	0	0	0	-
Vanbiesbrouck	4	0	0	0	2	0	-
Olczyk	5	0	0	0	2	7	-3
Beukeboom	6	0	0	0	10	2	+1

TOTAL 7 (31-45-76) 153 234

GOALTENDERS

	GP	MP	GF	ENG	SO	AVG	SHOTS	SPCT.	W-L-T
Barrasso (P)	6	347:09	27	19	0	1	3.28	.897	4-2-0
Wregget (P)	2	72:41	4	5	0	0	4.13	.857	1-0-0
PITTSBURGH TOTAL	7	420:00	31	24	0	1	3.43	.890	5-2-0
Vanbiesbrouck (NY)	4	212:22	17	10	1	0	2.83	.901	2-1-0
Richter (NY)	4	165:01	4	15	0	0	5.45	.860	0-3-0
Hirsch (NY)	1	40:00	3	5	0	0	7.50	.800	0-1-0
NY RANGERS TOTAL	7	420:00	24	31	1	0	4.43	.868	2-5-0

POWER PLAY GOALS:

PITTSBURGH (5 for 36) - Mullen 2, Lemieux 2, McEachern

SHORT-HANDED GOALS:

NY RANGERS (6 for 36) - Graves 2, Amonte, Gartner, Hurlbut, Messier

HAT TRICKS:

PITTSBURGH (5) - Lemieux 2, Francis, Mullen, Tocchet
NY RANGERS (1) - Leetch
PITTSBURGH (2) - Lemieux (5 Goals, Apr. 9), Mullen (Apr. 9)
NY RANGERS (1) - Graves (Nov. 25)

All-Time vs NY RANGERS

	GP	W	L	T	PTS	GF	GA
Pittsburgh Home	75	28	36	11	67	269	285
Pittsburgh Away	76	30	39	7	67	267	311
1967-1993 TOTAL	151	58	75	18	134	536	596

LAST WIN BY:

PITTSBURGH at Home:	April 10, 1993 (4-2)	(0-0-0 since last win)
PITTSBURGH on Road:	April 9, 1993 (10-4)	(0-0-0 since last win)
NY RANGERS at Home:	March 5, 1993 (3-1)	(0-1-0 since last win)
NY RANGERS on Road:	November 25, 1992 (11-3)	(0-2-0 since last win)

OTTAWA SENATORS



RICK BOWNESS



NORM MACIVER

Location: 301 Moodie Dr., Suite 200, Nepean, Ontario K2H 9C4

Founded: 1990

President and General Manager: Randy Sexton

Head Coach: Rick Bowness

NHL Career Record (Seasons): 54-119-19 (2)

Assistant Coaches: Alain Vigneault and E.J. McGuire

Media Relations Director: Laurent Benoit

Media Relations Assistant: Dominick Saillant

Trainers: Ed Georgica and Conrad Lackten

Arena (Capacity): Ottawa Civic Center (10,500)

General Office Phone: (613) 721-0115

Press Box Phone: TBA

FAX Phone: (613) 726-1419

Starting Times of Games: WN-7:35, Sat.-8:05

Team Colors: Black, Red and Gold

Radio: CFRA-AM, CJRC Radimutuel

Commercial TV: CHRO-TV 6, CJOH-TV 8

All-Time NHL Record: 10-70-4

1992-93 Record: 10-70-4

1992-93 Finish: 6th (Adams Division)

1993 Playoff Record: Did Not Make Playoffs

1992-93 Top Scorer: Norm Maciver (17-46-63)

Stanley Cup Titles: None

All-Time Ottawa Scorer vs. Pittsburgh:

Norm Maciver (4gp, 1-4-5)

All-Time Pittsburgh Scorer vs. Ottawa:

Kevin Stevens (4gp, 2-6-8)

Longest Ottawa Win Streak vs. Pittsburgh:

1, Feb. 25, 1993

Longest Pittsburgh Win Streak vs. Ottawa:

2, Oct. 27, 1992 - Jan. 16, 1993

Longest Ottawa Undeclared Streak vs. Pittsburgh:

1, Feb. 25, 1993 (1-0-0)

Longest Pittsburgh Undeclared Streak vs. Ottawa:

2, Oct. 27, 1992 - Jan. 16, 1993 (2-0-0)

Last Pittsburgh Win at Home: Mar. 30, 1993 (6-4)

Last Ottawa Win at Home: Feb. 25, 1993 (2-1)

Last Pittsburgh Win at Ottawa: Oct. 27, 1992 (7-2)

Last Ottawa Win at Pittsburgh: None

Most Goals by Pittsburgh vs. Ottawa:

7, Oct. 27, 1992 (P, 7-2)

Most Goals by Ottawa vs. Pittsburgh:

4, Mar. 30, 1993 (P-6-4)

Most Goals by Both Teams:

10, Mar. 30, 1993 (P, 6-4)

Last Pittsburgh Shutout vs. Ottawa:

None

Last Ottawa Shutout vs. Pittsburgh:

None

Last Pittsburgh Hat Trick vs. Ottawa:

None

Last Ottawa Hat Trick vs. Pittsburgh:

None

Last Pittsburgh Trade With Ottawa:

None

Overtime Record vs. Pittsburgh: 0-0-0

Penguins Record by Decades vs Senators: 1990s (3-1-0); Career Record (3-1-0)

1992-93 SEASON NOTES-(Oct. 27, P-7 at O-2): Mario Lemieux and Ulf Samuelsson score twice and Tom Barrasso makes 26 saves in the first-ever meeting between the two teams. **(Jan. 16, O-1 at P-6):** Joe Mullen scores twice and Ken Wregget makes 29 saves to earn the victory over the Senators, who are 0 for 11 on the power play. **(Feb. 25, P-1 at O-2):** Peter Sidorkiewicz makes 38 saves in the Senators victory, as the Penguins lose their first game of the season when leading after two periods. **(Mar. 30, O-4 at P-6):** Larry Murphy and Ron Francis both score twice as the Penguins win their 11th consecutive game. The Senators lose their 37th road game of the year.

THIS YEAR'S SCHEDULE

Nov. 27	at	Pittsburgh	7:35
Jan. 3	at	Ottawa	7:35
Jan. 25	at	Pittsburgh	7:35
Mar. 24	at	Pittsburgh	7:35
Apr. 11	at	Ottawa	7:35



PITTSBURGH VS OTTAWA



1992-93

PITTSBURGH
OTTAWA

GP	W	L	T	PTS	GF	GA	PPG	SHG	PEN	PIM
4	3	1	0	6	20	9	5-24	0	39	102
4	1	3	0	2	9	20	3-30	0	35	86

AT PITTSBURGH (2-0-0)

Oct. 27 PITTSBURGH 7 (BARRASSO) at Ottawa 2 (Sidorkiewicz)

Jan. 16 Ottawa 1 (Sidorkiewicz) at PITTSBURGH 6 (WREGGET)

Feb. 25 Pittsburgh 1 (Barraso) at OTTAWA 2 (SIDORKIEWICZ)

Mar. 30 Ottawa 4 (Sidorkiewicz) at PITTSBURGH 6 (WREGGET)

Weeks replaced Sidorkiewicz at 40:00 on Oct. 27

AT OTTAWA (1-1-0)

WG - Needham

WG - Mullen

WG - Maciver

WG - Francis

GOALS & SHOTS BY PERIODS:

PITTSBURGH
OTTAWA

1ST	2ND	3RD	OVT	TOTAL
7-46	7-48	6-46	—	20-140
3-25	1-35	5-42	—	9-102

PITTSBURGH	GP	G	A	PTS	PIM	SOG	+/-
Stevens	4	2	6	8	10	22	+5
Francis	4	2	4	6	2	8	+1
Tocchet	4	3	2	5	24	10	+5
Lemieux	2	3	1	4	2	14	+4
U.Samuelsson	4	2	2	4	14	5	+5
Mullen	3	2	1	3	0	11	E
L.Murphy	4	2	1	3	0	11	+5
Jagr	3	0	3	3	0	9	+2
Needham	3	2	0	2	0	6	+2
Daniels	3	0	2	2	0	2	+2
Straka	3	0	2	2	4	2	+2
McEachern	4	0	2	2	2	10	+2
Stapleton	4	0	2	2	0	5	+1
Errey	2	1	0	1	2	1	+1
K.Samuelsson	3	1	0	1	2	7	+4
Ramsey	1	0	1	1	2	0	+3
Loney	4	0	1	1	0	2	+2
Tippett	4	0	1	1	4	3	+1
Caufield	1	0	0	0	15	0	E
Chychrun	1	0	0	0	2	0	+1
Fogarty	1	0	0	0	2	0	-1
Taglianetti	1	0	0	0	4	1	-1
Barrasso	2	0	0	0	0	0	-
Wregget	2	0	0	0	0	0	-
Jennings	3	0	0	0	2	2	+3
Paek	3	0	0	0	0	2	E
Stanton	3	0	0	0	9	7	E
TOTAL	4		(20-31-51)	102	140		

OTTAWA	GP	G	A	PTS	PIM	SOG	+/-
Maciver	4	1	4	5	6	15	+1
Boschman	4	2	1	3	4	4	-3
Dineen	2	1	1	2	0	2	+2
Hull	4	1	1	2	2	7	-1
Loewen	4	1	1	2	2	3	E
Shaw	4	1	1	2	2	8	-2
Freer	3	0	2	2	5	3	E
Archibald	1	1	0	1	0	3	E
Jelinek	2	1	0	1	0	4	-1
Thomson	1	0	1	1	17	2	E
Marsh	2	0	1	1	4	1	E
Lamb	3	0	1	1	8	8	-1
Baker	4	0	1	1	10	3	-2
Hammond	4	0	1	1	0	4	-9
Luongo	4	0	1	1	2	3	-9
Osiecki	1	0	0	0	0	0	E
Weeks	1	0	0	0	0	0	-
Brady	3	0	0	0	0	0	-1
Kudelski	3	0	0	0	4	5	-2
McBain	3	0	0	0	0	3	-5
R.Murphy	3	0	0	0	2	4	-1
Peluso	3	0	0	0	0	3	-3
Smail	3	0	0	0	4	4	-3
Turgeon	3	0	0	0	4	8	-7
Rumble	4	0	0	0	8	5	-1
Sidorkiewicz	4	0	0	0	2	0	-
TOTAL	4		(9-17-26)	86	102		

GOALTENDERS

	GP	MP	GF	GA	ENG	SO	AVG	SHOTS	SPCT.	W-L-T
Barrasso (P)	2	119:50	8	4	0	0	2.00	49	.918	1-1-0
Wregget (P)	2	119:57	12	5	0	0	2.50	53	.906	2-0-0
PITTSBURGH TOTAL	4	240:00	20	9	0	0	2.25	102	.912	3-1-0

Sidorkiewicz (O)	4	220:00	7	18	0	0	4.91	130	.862	1-3-0
Weeks (O)	1	20:00	2	2	0	0	6.00	10	.800	0-0-0
OTTAWA TOTAL	4	240:00	9	20	0	0	5.00	140	.857	1-3-0

POWER PLAY GOALS:

PITTSBURGH (5 for 24) - Stevens 2, Mullen, Murphy, Tocchet

OTTAWA (3 for 30) - Archibald, Hull, Shaw

All-Time vs Senators

	GP	W	L	T	PTS	GF	GA
Pittsburgh Home	2	2	0	0	4	12	5
Pittsburgh Away	2	1	1	0	2	8	4
1992-1993 TOTAL	4	3	1	0	6	20	9

LAST WIN BY:

PITTSBURGH at Home: March 30, 1993 (6-4) (0-0-0 since last win)

PITTSBURGH on Road: October 27, 1992 (7-2) (0-1-0 since last win)

OTTAWA at Home: February 25, 1993 (2-1) (0-0-0 since last win)

OTTAWA on Road: None (0-2-0)

Norm Maciver was the only defenseman to lead his team in scoring last season...The Senators won their first game, a 5-3 victory vs the Montreal Canadiens on October 8...They won their only road game of the season on April 10, 5-3, at the New York Islanders.



TERRY SIMPSON

PHILADELPHIA FLYERS



MARK RECCHI

Location: The Spectrum, Philadelphia, PA 19148

Founded: 1967

President: Jay Snider

General Manager: Russ Farwell

Head Coach: Terry Simpson

NHL Career Record (Seasons): 81-82-24 (3)

Assistant Coaches: Craig Hartsburg and Mike Eaves

Vice President, Public Relations: Mark Piazza

Assistant Director of Public Relations: Jill Vogel

Athletic Therapist: Gary Smith

Arena (Capacity): The Spectrum (17,380)

General Office Phone: (215) 465-4500

Press Box Phone: (215) 336-3600 ext. 222

FAX Phone: (215) 389-9403

Starting Times of Games: WN/Sat.-7:35; Sun.-7:05;
Mat.-1:05;

Team Colors: Orange, Black and White

Radio: WIP 610 AM

Commercial TV: WPHL Channel 17

Cable TV: Prism and SportsChannel Philadelphia

All-Time NHL Record: 1021-715-326

1992-93 Record: 36-37-11

1992-93 Finish: 5th (Patrick Division)

1993 Playoff Record: Did Not Make Playoffs

1992-93 Top Scorer: Mark Recchi (53-70-123)

Stanley Cup Titles: Two (1974 and 1975)

All-Time Philadelphia Scorer vs. Pittsburgh:

Bobby Clarke (76 gp, 44-64-108)

All-Time Pittsburgh Scorer vs. Philadelphia:

Mario Lemieux (52 gp, 39-49-88)

Longest Philadelphia Win Streak vs. Pittsburgh:

11, Dec. 12, 1982 - Mar. 28, 1984

Longest Pittsburgh Win Streak vs. Philadelphia:

4, Jan. 18, 1970 - Apr. 1, 1970; Oct. 10, 1991 -

Nov. 30, 1991; Dec. 15, 1992 - Jan. 30, 1993

Longest Philadelphia Undeclared Streak vs. Pittsburgh:

13, Oct. 28, 1982 - Mar. 28, 1984 (12-0-1)

Longest Pittsburgh Undeclared Streak vs. Philadelphia:

14, Mar. 26, 1991 - Jan. 30, 1993 (10-0-4)

Last Pittsburgh Win at Home: Mar. 20, 1993 (9-3)

Last Philadelphia Win at Home: Mar. 2, 1993 (5-4)

Last Pittsburgh Win at Philadelphia: Dec. 23, 1992 (4-0)

Last Philadelphia Win at Pittsburgh: Nov. 21, 1990 (5-4)

Most Goals by Pittsburgh vs. Philadelphia:

9, Nov. 29, 1991 (Pit, 9-3); Mar. 20, 1993 (Pit, 9-3)

Most Goals by Philadelphia vs. Pittsburgh:

13, Mar. 22, 1984 (Phi, 13-4)

Most Goals by Both Teams: 17, Mar. 22, 1984 (Phi, 13-4)

Last Pittsburgh Shutout vs. Philadelphia:

Dec. 23, 1992 (4-0) — Tom Barrasso

Last Philadelphia Shutout vs. Pittsburgh:

Dec. 4, 1982 (0-0) — Felle Lindbergh

Last Pittsburgh Hat Trick vs. Philadelphia:

Mar. 20, 1993 — Mario Lemieux (4)

Last Philadelphia Hat Trick vs. Pittsburgh:

Nov. 24, 1985 — Dave Poulin

Last Pittsburgh Trade with Philadelphia: Feb. 19, 1992,

Rick Tocchet, Kjell Samuelsson, Ken Wregget and a

Conditional Draft Choice to Pittsburgh for Mark Recchi,

Brian Benning and a First Round Draft Choice

Overtime Record vs. Pittsburgh: 3-2-7

Penguins Record by Decades vs Philadelphia: 1960s (6-8-8); 1970s (15-27-6); 1980s (12-49-5); 1990s (15-7-4)

PITTSBURGH PENGUINS vs. PHILADELPHIA FLYERS
REGULAR SEASON

YEAR	GP	W	L	T	GF	GA	YEAR	GP	W	L	T	GF	GA
1967-68	10	4	3	3	20	12	1980-81	4	0	4	0	10	22
1968-69	8	1	4	3	13	26	1981-82	8	2	5	1	30	38
1969-70	8	5	1	2	27	21	1982-83	7	1	5	1	16	34
1970-71	6	1	3	2	13	15	1983-84	7	0	7	0	21	46
1971-72	6	3	2	1	17	20	1984-85	7	2	5	0	19	34
1972-73	6	2	4	0	20	24	1985-86	7	0	6	1	16	29
1973-74	5	2	3	0	15	22	1986-87	7	1	4	2	22	28
1974-75	4	1	3	0	11	18	1987-88	7	2	5	0	24	23
1975-76	4	0	3	1	13	22	1988-89	7	4	3	0	28	25
1976-77	4	1	3	0	3	12	1989-90	7	3	4	0	24	29
1977-78	4	0	3	1	7	26	1990-91	7	2	4	1	24	26
1978-79	4	1	3	0	6	10	1991-92	7	5	0	2	36	19
1979-80	4	0	3	1	9	15	1992-93	7	5	1	1	35	19
TOTALS							TOTALS						
							162	48	91	23	479	615	



PITTSBURGH VS PHILADELPHIA



1992-93

PITTSBURGH
PHILADELPHIA

GP	W	L	T	PTS	GF	GA	PPG	SHG	PEN	PIM
7	5	1	1	11	35	19	17-41	0	58	157
7	1	5	1	3	19	35	3-39	1	56	159

AT PITTSBURGH (3-0-1)

Oct. 6 Philadelphia 3 (Roussel) at Pittsburgh 3 (Barrasso)
Dec. 15 Philadelphia 2 (Beauregard) at PITTSBURGH 6 (BARRASSO)
Dec. 17 PITTSBURGH 5 (BARRASSO) at Philadelphia 4 (Soderstrom)
Dec. 23 PITTSBURGH 4 (BARRASSO) at Philadelphia 0 (Soderstrom)
Jan. 30 Philadelphia 2 (Soderstrom) at PITTSBURGH 4 (WREGGET)
Mar. 2 Pittsburgh 4 (Barrasso) at PHILADELPHIA 5 (ROUSSEL)
Mar. 20 Philadelphia 3 (Soderstrom) at PITTSBURGH 9 (BARRASSO)

* - Jagr scored at 2:50 of overtime on Dec. 17

Soderstrom replaced Roussel at 23:29 on Mar. 2

Roussel replaced Soderstrom at 40:00 on Mar. 20

AT PHILADELPHIA (2-1-0)

WG - Stanton
WG - Jagr *
WG - Lemieux
WG - Stevens
WG - Galley
WG - Tocchet

GOALS & SHOTS BY PERIODS:

PITTSBURGH
PHILADELPHIA

1ST	2ND	3RD	OVT	TOTAL
13-74	15-85	6-80	1-3	35-242
7-71	2-47	10-77	0-2	19-197

PITTSBURGH	GP	G	A	PTS	PIM	SOG	+/-	PHILADELPHIA	GP	G	A	PTS	PIM	SOG	+/-
Lemieux	6	9	10	19	0	38	E	Brind'Amour	7	4	4	8	7	13	-2
Stevens	7	7	6	13	16	29	-1	Recchi	7	3	5	8	4	21	-1
Francis	7	3	10	13	4	21	-2	Eklund	6	0	7	7	0	8	+5
Tocchet	7	4	7	11	24	30	-1	Galley	7	1	4	5	8	19	+1
Jagr	7	4	5	9	17	22	+3	Fedyk	5	1	3	4	2	12	-1
Murphy	7	1	8	9	8	18	-3	Dineen	7	2	1	3	31	18	+1
McEachern	7	3	3	6	4	15	E	Beranek	3	2	0	2	2	8	E
Mullen	6	2	3	5	0	15	+1	Lindros	4	2	0	2	4	7	E
Loney	7	1	2	3	6	12	+1	Hynes	3	1	0	1	2	5	+2
Stanton	7	1	2	3	4	7	E	Evans	5	1	0	1	8	6	+2
Tippett	6	0	3	3	10	1	+3	Paslawski	6	1	0	1	0	7	-4
U.Samuelsson	7	0	3	3	11	12	E	Acton	7	1	0	1	0	10	-1
Errey	5	0	1	1	20	2	+2	Conroy	2	0	1	1	0	3	E
K.Samuelsson	5	0	1	1	8	1	+3	Boivin	3	0	1	1	10	4	-1
Caulfield	1	0	0	0	0	0	E	Hawgood	3	0	1	1	2	7	-4
Leach	1	0	0	0	0	0	E	Lomakin	3	0	1	1	2	0	+1
Wregget	1	0	0	0	0	0	-	Butsayev	4	0	1	1	4	5	E
Ahola	2	0	0	0	4	2	+2	McGill	6	0	1	1	22	3	E
Straka	2	0	0	0	2	1	E	Yushkevich	6	0	1	1	6	14	+4
Needham	3	0	0	0	2	1	E	Carkner	7	0	1	1	14	5	+1
Daniels	5	0	0	0	0	2	E	Barrie	1	0	0	0	2	0	E
Barrasso	6	0	0	0	0	0	-	Beauregard	1	0	0	0	0	0	-
Jennings	6	0	0	0	8	4	+1	Faust	1	0	0	0	0	0	E
Stapleton	6	0	0	0	0	5	+1	Kasper	1	0	0	0	2	0	E
Paek	7	0	0	0	7	4	+1	Mulvena	1	0	0	0	2	1	E
Bench					2			Snuggerud	1	0	0	0	0	1	-1

TOTAL 7 (35-64-99) 157 242

TOTAL 7 (19-32-51) 159 197

GOALTENDERS

	GP	MP	GF	GA	ENG	SO	AVG	SHOTS	SPCT.	W-L-T
Wregget (P)	1	60:00	4	2	0	0	2.00	29	.931	1-0-0
Barrasso (P)	6	366:45	31	17	0	1	2.78	168	.899	4-1-1
PITTSBURGH TOTAL	7	427:50	35	19	0	1	2.66	197	.904	5-1-1
Roussel (PH)	3	108:29	9	8	0	0	4.42	72	.889	0-0-1
Soderstrom (PH)	5	259:21	8	20	1	0	4.63	136	.853	1-4-0
Beauregard (PH)	1	60:00	2	6	0	0	6.00	33	.818	0-1-0
PHILADELPHIA TOTAL	7	427:50	19	35	1	0	4.91	242	.855	1-5-1

POWER PLAY GOALS:

PITTSBURGH (17 for 41) - Stevens 5, Lemieux, 4 Tocchet 3, Francis 2, McEachern, Murphy, Stanton

PHILADELPHIA (3 for 39) - Brind'Amour, Paslawski, Recchi

SHORT-HANDED GOALS:

PHILADELPHIA (1) - Recchi

HAT TRICKS:

PITTSBURGH (1) - Lemieux (Mar. 20) (4)

All-Time vs Flyers

	GP	W	L	T	PTS	GF	GA
Pittsburgh Home	81	34	31	16	84	271	259
Pittsburgh Away	81	14	60	7	35	208	356
1967-1993 TOTAL	162	48	91	23	119	479	615

LAST WIN BY:

PITTSBURGH at Home: March 20, 1993 (9-3) (0-0-0 since last win)
PITTSBURGH on Road: December 23, 1992 (4-0) (0-1-0 since last win)
PHILADELPHIA at Home: March 2, 1993 (5-4) (0-0-0 since last win)
PHILADELPHIA on Road: November 21, 1990 (5-4) (0-6-3 since last win)



PIERRE PAGE

QUEBEC NORDIQUES



MATS SUNDIN

Location: 2205 Ave. du Colisee, Quebec City, Que. G1L 4W7

Founded: 1972 (WHA)

President and Governor: Marcel Aubut

General Manager and Head Coach: Pierre Page

NHL Career Record (Seasons): 127-138-41 (4)

Associate Coach: Jacques Martin

Assistant Coaches: Don Jackson, Andre Savard and Clement Jodoin

Public/Press Relations: Jean Martineau and Nicole Bouchard

Trainers: Rene Lacasse, Rene Lavigueur and Brian Turpin

Arena (Capacity): Le Colisee (15,399)

General Office Phone: (418) 529-8441

Press Box Phone: (418) 529-4676

FAX Phone: (418) 529-1052

Starting Times of Games: AN-7:35; Mat.-1:35, except Mar. 5-8:05

Team Colors: Blue, White and Red

Radio: CJRP 1060 AM

Commercial TV: CFAP 2-4 Seasons Network

Cable TV: None

All-Time NHL Record: 433-544-147

1992-93 Record: 47-27-10

1992-93 Finish: 2nd (Adams Division)

1993 Playoff Record: Lost, Montreal, 4-2, Adams Division Semi-Final

1992-93 Top Scorer: Mats Sundin (47-67-114)

Stanley Cup Titles: None

All-Time Quebec Scorer vs. Pittsburgh:

Peter Stastny (29 gp, 23-28-51)

All-Time Pittsburgh Scorer vs. Quebec:

Mario Lemieux (25 gp, 26-32-58)

Longest Quebec Win Streak vs. Pittsburgh:

10, Oct. 21, 1982 - Oct. 19, 1985

Longest Pittsburgh Win Streak vs. Quebec:

7, Mar. 22, 1986 - Mar. 27, 1988

Longest Quebec Undeclared Streak vs. Pittsburgh:

11, Oct. 21, 1982 - Oct. 19, 1985 (10-0-1)

Longest Pittsburgh Undeclared Streak vs. Quebec:

9, Oct. 25, 1990 - Apr. 3, 1993 (7-0-2) - current

Last Pittsburgh Win at Home: Dec. 21, 1992 (7-4)

Last Quebec Win at Home: Feb. 26, 1990 (3-2)

Last Pittsburgh Win at Quebec: Apr. 3, 1993 (5-3)

Last Quebec Win at Pittsburgh: Nov. 3, 1988 (6-2)

Most Goals by Pittsburgh vs. Quebec:

8, Mar. 3, 1987 (P, 8-1); Nov. 16, 1989 (P, 8-2)

Most Goals by Quebec vs. Pittsburgh:

10, Dec. 29, 1984 (Q, 10-2)

Most Goals by Both Teams:

14, Mar. 8, 1984 (Q, 8-6)

Last Pittsburgh Shutout vs. Quebec:

None

Last Quebec Shutout vs. Pittsburgh:

Feb. 24, 1980 (2-0) — Michel Dion

Last Pittsburgh Hat Trick vs. Quebec:

Nov. 18, 1991 — Kevin Stevens

Last Quebec Hat Trick vs. Pittsburgh:

Feb. 11, 1989 — Peter Stastny (4)

Last Pittsburgh Trade with Quebec:

Mar. 10, 1992, Bryan Fogarty to Pittsburgh for NHL Rights to Scott Young

Overtime Record vs. Pittsburgh:

0-1-3

Penguins Record by Decades vs. Quebec: 1970s (1-1-0); 1980s (16-14-2); 1990s (7-1-2)

PITTSBURGH PENGUINS vs. QUEBEC NORDIQUES

REGULAR SEASON

YEAR	GP	W	L	T	GF	GA	YEAR	GP	W	L	T	GF	GA
1979-80	4	2	2	0	10	9	1986-87	3	3	0	0	19	6
1980-81	4	2	1	1	15	16	1987-88	3	3	0	0	17	11
1981-82	3	3	0	0	15	6	1988-89	3	1	2	0	8	16
1982-83	3	0	3	0	11	22	1989-90	3	2	1	0	17	9
1983-84	3	0	3	0	8	21	1990-91	3	3	0	0	18	11
1984-85	3	0	3	0	6	26	1991-92	3	2	0	1	17	10
1985-86	3	1	1	1	14	12	1992-93	3	2	0	1	16	11
							TOTALS	44	24	16	4	191	186

1992-93 SEASON NOTES (Nov. 12, Q-4 at P-4): Joe Mullen scores twice, but Martin Rucinsky's third period goal ties the game for Quebec. Only four minor penalties are assessed in the game, one to the Penguins. **(Dec. 21, Q-4 at P-7):** The Penguins stretch their unbeaten streak against the Nordiques to eight games (6-0-2), behind Larry Murphy's two goals and one assist, and Mario Lemieux's four assists. Joe Sakic scores twice for Quebec. **(Apr. 3, P-5 at Q-3):** The Penguins clinch the President's Trophy for the best record in the NHL as Mario Lemieux and Dave Tiptopp score twice. Tom Barrasso wins his 40th game of the season, becoming only the fourth goalie since the 1982-83 season to do so.

THIS YEAR'S SCHEDULE

Oct. 10	at	Quebec	7:35
Oct. 28	at	Pittsburgh	7:35
Dec. 31	at	Pittsburgh	6:35
Jan. 18	at	Quebec	7:35
Jan. 27	at	Pittsburgh	7:35



PITTSBURGH VS QUEBEC



1992-93

PITTSBURGH

QUEBEC

GP	W	L	T	PTS	GF	GA	PPG	SHG	PEN	PIM
3	2	0	1	5	16	11	4-14	2	18	52
3	0	2	1	1	11	16	4-13	0	14	39

AT PITTSBURGH (1-0-1)

Nov. 12 Quebec 4 (Fiset) at Pittsburgh 4 (Wregget)

Dec. 21 Quebec 4 (Fiset) at PITTSBURGH 7 (BARRASSO)

Apr. 3 PITTSBURGH 5 (BARRASSO) at Quebec 3 (Hextall)

Hextall replaced Fiset at 35:43 on Dec. 21

AT QUEBEC (1-0-0)

WG - Francis

WG - Tippet

GOALS AND SHOTS BY PERIODS:

	1ST	2ND	3RD	OVT	TOTAL
PITTSBURGH	4-22	10-43	2-27	0-4	16-96
QUEBEC	3-31	4-25	4-42	0-1	11-99

PITTSBURGH	GP	G	A	PTS	PIM	SOG	+/-	QUEBEC	GP	G	A	PTS	PIM	SOG	+/-
Lemieux	3	2	7	9	4	16	+4	Lapointe	3	2	2	4	4	6	-1
Mullen	3	3	2	5	0	7	+4	Young	3	2	2	4	2	13	-5
Tocchet	3	1	4	5	6	4	+2	Sundin	3	1	3	4	0	6	-2
Murphy	3	2	2	4	0	7	E	Nolan	2	1	2	3	0	7	-2
Tippet	3	2	1	3	4	7	+3	Kovalenko	3	0	3	3	0	7	-4
Stevens	2	1	2	3	24	6	+5	Sakic	3	2	0	2	2	13	-1
McEachern	3	1	2	3	2	8	-1	Huffman	2	0	2	2	0	1	-1
Francis	3	1	1	2	4	3	E	Kamensky	1	1	0	1	0	2	E
Jagr	3	1	1	2	0	8	-2	Tatarinov	1	1	0	1	0	6	E
Stanton	3	0	2	2	0	5	E	Rucinsky	3	1	0	1	0	8	E
Errey	2	1	0	1	0	3	+1	Fiset	2	0	1	1	0	0	-
Daniels	3	1	0	1	0	3	E	Gusarov	2	0	1	1	0	1	-1
Ahola	2	0	1	1	0	1	+1	Lindsay	2	0	1	1	0	1	+3
Paek	2	0	1	1	0	2	-1	Duchesne	3	0	1	1	0	5	-1
K.Samuelsson	2	0	1	1	0	3	+7	Hough	3	0	1	1	2	5	+1
U.Samuelsson	2	0	1	1	2	1	+2	Karpa	1	0	0	0	0	0	-1
Stapleton	3	0	1	1	0	3	-1	Pearson	1	0	0	0	0	0	E
Fogarty	1	0	0	0	0	2	E	Simon	1	0	0	0	0	1	-1
Jennings	1	0	0	0	0	0	-1	Hextall	2	0	0	0	0	0	-
Needham	1	0	0	0	0	0	+1	Hunter	2	0	0	0	2	2	E
Ramsey	1	0	0	0	4	0	+1	Cavallini	3	0	0	0	0	2	E
Taglianetti	1	0	0	0	0	5	+1	Finn	3	0	0	0	15	1	E
Wregget	1	0	0	0	0	0	-	Foote	3	0	0	0	6	4	-2
Barrasso	2	0	0	0	2	0	-	Leschyshyn	3	0	0	0	6	4	-3
Loney	2	0	0	0	0	0	-1	Ricci	3	0	0	0	0	4	-4
Straka	2	0	0	0	0	2	-1								
TOTAL	3		(16-29-45)	52	96			TOTAL	3		(11-19-30)	39	99		

GOALTENDERS

	GP	MP	GF	GA	ENG	SO	AVG	SHOTS	SPCT.	W-L-T
Barrasso (P)	2	120:00	12	7	0	0	3.50	73	.904	2-0-0
Wregget (P)	1	65:00	4	4	0	0	3.69	26	.846	0-0-1
PITTSBURGH TOTAL	3	185:00	16	11	0	0	3.57	99	.889	2-0-1
Hextall (Q)	2	83:32	6	5	0	0	3.59	38	.868	0-1-0
Fiset (Q)	2	100:43	5	11	0	0	6.55	58	.810	0-1-1
QUEBEC TOTAL	3	185:00	11	16	0	0	5.19	96	.833	0-2-1

POWER PLAY GOALS:

PITTSBURGH (4 for 14) - Jagr, Mullen, Murphy, Tocchet

QUEBEC (4 for 13) - Nolan, Sakic, Tatarinov, Young

SHORT-HANDED GOALS:

PITTSBURGH (2) - Murphy, Tippet

All-Time vs Nordiques

	GP	W	L	T	PTS	GF	GA
Pittsburgh Home	23	13	6	4	30	106	93
Pittsburgh Away	21	11	10	0	22	85	93
1979-1993 TOTAL	44	24	16	4	52	191	186

LAST WIN BY:

PITTSBURGH at Home:

December 21, 1992 (7-4)

(0-0-0 since last win)

PITTSBURGH on Road:

April 3, 1993 (5-3)

(0-0-0 since last win)

QUEBEC at Home:

February 26, 1990 (3-2)

(0-3-0 since last win)

QUEBEC on Road:

November 3, 1988 (6-2)

(0-6-2 since last win)

Mats Sundin recorded a 30-game scoring streak in 1992-93, the longest in the NHL last season...The Nordiques set a club record with 47 wins and 104 points during the 1992-93 season...The Nordiques led the NHL in 1992-93 with a road winning percentage of .659.



BOB BERRY

ST. LOUIS BLUES



CRAIG JANNEY

Location: 5700 Oakland Avenue, St. Louis, MO 63110

Founded: 1967

President: Jack Quinn

General Manager: Ron Caron

Asst. G.M./Head Coach: Bob Berry

NHL Career Record (Seasons): 344-322-110 (10)

Assistant Coach: Ted Sator

Vice President/Director of Public Relations: Susie Mathieu

Assistant PR Directors: Mike Caruso and Jeff Trammel

Trainer: Tom Nash

Arena (Capacity): St. Louis Arena (17,188)

General Office Phone: (314) 781-5300

Press Box Phone: (314) 781-5300 ext. 134/135

FAX Phone: (314) 645-1340

Starting Times of Games: WN/Sat.-7:35; Sun.-6:05

except Jan. 2-7:05 and Apr. 10-12:05

Team Colors: Blue, Gold, Red and White

Radio: KMOX 1120 AM

Commercial TV: KPLR, Channel 11

Cable TV: None

All-Time NHL Record: 853-894-315

1992-93 Record: 37-36-11

1992-93 Finish: 4th (Norris Division)

1993 Playoff Record: Won, Chicago, 4-0, Norris Division

Semi-Finals: Lost, Toronto, 4-3, Norris Division Finals

1992-93 Top Scorer: Craig Janney (24-82-106)

Stanley Cup Titles: None

All-Time St. Louis Scorer vs. Pittsburgh:

Bernie Federko (41 gp, 20-36-56)

All-Time Pittsburgh Scorer vs. St. Louis:

Syl Apps (34 gp, 15-30-45)

Longest St. Louis Win Streak vs. Pittsburgh:

5, Jan. 2, 1973 - Dec. 28, 1973;

Dec. 5, 1981 - Oct. 4, 1983

Longest Pittsburgh Win Streak vs. St. Louis:

4, Feb. 3, 1972 - Nov. 22, 1972

Longest St. Louis Undefeated Streak vs. Pittsburgh:

10, Mar. 7, 1970 - Apr. 4, 1971 (5-0-5)

Longest Pittsburgh Undefeated Streak vs. St. Louis:

4, Feb. 3, 1972 - Nov. 22, 1972 (4-0-0);

Feb. 21, 1978 - Dec. 13, 1978 (2-0-2)

Last Pittsburgh Win at Home: Nov. 5, 1992 (8-4)

Last St. Louis Win at Home: Oct. 29, 1992 (6-4)

Last Pittsburgh Win at St. Louis: Jan. 18, 1986 (5-2)

Last St. Louis Win at Pittsburgh: Nov. 8, 1990 (3-2)

Most Goals by Pittsburgh vs. St. Louis:

10, Nov. 22, 1972 (P, 10-4)

Most Goals by St. Louis vs. Pittsburgh:

9, Jan. 31, 1968 (SL, 9-4); Oct. 18, 1989 (SL, 9-3)

Most Goals by Both Teams: 14, Nov. 22, 1972 (P, 10-4)

Last Pittsburgh Shutout vs. St. Louis:

Dec. 13, 1978 (3-0) — Greg Millen

Last St. Louis Shutout vs. Pittsburgh:

Dec. 31, 1983 (2-0) — Mike Liut

Last Pittsburgh Hat Trick vs. St. Louis:

Oct. 15, 1988 — Rob Brown

Last St. Louis Hat Trick vs. Pittsburgh:

Oct. 18, 1989 — Brett Hull

Last Pittsburgh Trade with St. Louis: Oct. 27, 1990,

Gord Roberts to Pittsburgh for Future Considerations

Overtime Record vs. Pittsburgh: 0-0-4

Penguins Record by Decades vs. St. Louis: 1960s (7-12-1); 1970s (20-20-11); 1980s (8-20-4); 1990s (3-5-0)

PITTSBURGH PENGUINS vs. ST. LOUIS BLUES REGULAR SEASON

YEAR	GP	W	L	T	GF	GA	YEAR	GP	W	L	T	GF	GA
1967-68	10	4	6	0	25	33	1980-81	4	2	2	0	19	19
1968-69	8	3	4	1	15	16	1981-82	3	1	2	0	9	10
1969-70	8	1	5	2	11	28	1982-83	3	0	3	0	11	16
1970-71	6	0	3	3	13	16	1983-84	3	0	2	1	7	11
1971-72	6	3	3	0	17	13	1984-85	3	1	2	0	10	15
1972-73	5	3	2	0	25	20	1985-86	3	2	1	0	16	11
1973-74	6	2	3	1	19	19	1986-87	3	1	0	2	13	12
1974-75	4	1	1	2	11	13	1987-88	3	0	3	0	10	16
1975-76	4	2	2	0	17	14	1988-89	3	1	1	1	15	9
1976-77	4	3	1	0	17	13	1989-90	3	0	3	0	10	22
1977-78	4	2	1	1	13	11	1990-91	3	1	2	0	9	10
1978-79	4	2	1	1	16	16	1991-92	2	1	1	0	5	7
1979-80	4	1	2	1	12	14	1992-93	2	1	1	0	12	10
							TOTALS	111	38	57	16	357	394

1992-93 SEASON NOTES-(Oct. 29, P-4 at SL-6): Bob Bassen scores twice and Rich Sutter adds four assists as the Blues hand the Penguins their first loss of the season, ending their seven game winning streak and 10-game unbeaten streak. (Nov. 5, SL-4 at P-8): Eight different Penguins score as the Penguins reel off five consecutive goals to beat the Blues. Tom Barrasso wins his 10th game of the season, and extends his unbeaten streak to 12 games (10-0-2), breaking Michel Plasse's club record of 11, set in 1975-76.

THIS YEAR'S SCHEDULE

Oct. 23	at Pittsburgh	7:35
Nov. 9	at St. Louis	8:35*

* Pittsburgh Time



PITTSBURGH VS ST. LOUIS



1992-93	GP	W	L	T	PTS	GF	GA	PPG	SHG	PEN	PIM
PITTSBURGH	2	1	1	0	2	12	10	4-10	1	16	56
ST. LOUIS	2	1	1	0	2	10	12	5-12	0	11	22

AT PITTSBURGH (1-0-0)

Oct. 29 Pittsburgh 4 (Wregget) at ST. LOUIS 6 (HEBERT)
Nov. 5 St. Louis 4 (Hebert) at PITTSBURGH 8 (BARRASSO)

AT ST. LOUIS (0-1-0)

WG - Ruff
WG - McEachern

GOALS & SHOTS BY PERIODS:	1ST	2ND	3RD	OVT	TOTAL
PITTSBURGH	3-24	4-18	5-22	—	12-64
ST. LOUIS	1-25	4-22	5-24	—	10-71

PITTSBURGH	GP	G	A	PTS	PIM	SOG	+/-	ST. LOUIS	GP	G	A	PTS	PIM	SOG	+/-
Lemieux	2	3	5	8	0	13	+4	Hull	2	1	4	5	0	11	-3
Tocchet	2	1	3	4	4	9	+3	Brown	2	3	1	4	4	6	-1
Murphy	2	1	2	3	2	5	+1	Rich Sutter	2	0	4	4	2	9	+1
Stevens	2	1	2	3	2	5	E	Bassen	2	2	1	3	2	5	-1
U.Samuelsson	2	0	3	3	24	2	+5	Mackey	2	1	2	3	0	4	E
Mullen	1	1	1	2	0	1	+2	Emerson	2	0	3	3	0	4	-1
Francis	2	1	1	2	0	4	E	Janney	2	1	1	2	0	7	+1
Jagr	2	1	0	1	0	7	E	Miller	1	0	2	2	0	4	-1
McEachern	2	1	0	1	0	4	E	Ruff	1	1	0	1	0	4	+1
K.Samuelsson	2	1	0	1	6	4	E	Bozon	2	1	0	1	0	5	E
Stapleton	2	1	0	1	0	2	+1	Korolev	2	0	1	1	2	4	-1
Barrasso	1	0	1	1	0	0	-	Cavallini	1	0	0	0	0	1	-1
Stanton	2	0	1	1	2	2	+2	Laperriere	1	0	0	0	0	0	E
Tippett	2	0	1	1	0	0	E	Norwood	1	0	0	0	0	3	-1
Caufield	1	0	0	0	0	0	E	Quintal	1	0	0	0	0	0	-1
Fogarty	1	0	0	0	0	0	-1	Wilson	1	0	0	0	0	0	-1
Jennings	1	0	0	0	0	0	-1	Zombo	1	0	0	0	2	0	-1
Wregget	1	0	0	0	0	0	-	Baron	2	0	0	0	2	3	-2
Daniels	2	0	0	0	2	2	-1	Butcher	2	0	0	0	2	1	-1
Loney	2	0	0	0	10	2	-1	Giles	2	0	0	0	0	0	+2
Needham	2	0	0	0	2	1	-1	Hebert	2	0	0	0	0	0	-
Paek	2	0	0	0	2	1	+1	Miehm	2	0	0	0	0	0	-3
								Prokhorov	2	0	0	0	2	0	-1
								Bench					4		
TOTAL	2		(12-20-32)	56	64			TOTAL	2		(10-19-29)	22	71		

GOALTENDERS	GP	MP	GF	GA	ENG	SO	AVG	SHOTS	SPCT.	W-L-T
Barrasso (P)	1	60:00	8	4	0	0	4.00	36	.889	1-0-0
Wregget (P)	1	58:47	4	6	0	0	6.12	35	.829	0-1-0
PITTSBURGH TOTAL	2	120:00	12	10	0	0	5.00	71	.859	1-1-0
Hebert (SL)	2	120:00	10	12	0	0	6.00	64	.813	1-1-0
ST. LOUIS TOTAL	2	120:00	10	12	0	0	6.00	64	.813	1-1-0

POWER PLAY GOALS: PITTSBURGH (4 for 10) - Francis, Jagr, McEachern, Tocchet

ST. LOUIS (5 for 12) - Brown 3, Hull, Janney

SHORT-HANDED GOALS: PITTSBURGH (1) - Stapleton

All-Time vs Blues	GP	W	L	T	PTS	GF	GA
Pittsburgh Home	55	25	19	11	61	206	168
Pittsburgh Away	56	13	38	5	31	151	226
1967-1993 TOTAL	111	38	57	16	92	357	394

LAST WIN BY:


PITTSBURGH at Home:	November 5, 1992 (8-4)	(0-0-0 since last win)
PITTSBURGH on Road:	January 18, 1986 (5-2)	(0-8-1 since last win)
ST. LOUIS at Home:	October 29, 1992 (6-4)	(0-0-0 since last win)
ST. LOUIS on Road:	November 8, 1990 (3-2)	(0-3-0 since last win)

Brett Hull (54) and Brendan Shanahan (51) both scored more than 50 goals last season, the first time in club history that two players have scored 50 or more goals in the same season...The Blues killed penalties at a 83.7% clip in 1992-93, which was the best in the NHL...Brett Hull scored the most goals (54) in 1992-93 without recording a hat trick.



KEVIN CONSTANTINE

SAN JOSE SHARKS



PAT FALLOON

Location: 525 West Santa Clara St., San Jose, CA 95113
Founded: 1990

Governor: George Gund, III

VP and Director of Hockey Operations: Dean Lombardi

VP and Director of Player Personnel: Chuck Grillo

Head Coach: Kevin Constantine

NHL Career Record (Seasons): First Season

Associate Coaches: Wayne Thomas and Vasily Tikhonov

Director of Media Relations: Tim Bryant

Assistant Director of Media Relations: Ken Arnold

Media Relations Assistant: Paul Turner

Trainer: Tom Woodcock

Arena (Capacity): San Jose Arena (17,310)

General Office Phone: (408) 287-7070

Press Box Phone: TBA

FAX Phone: (408) 999-5797

Starting Times of Games: AN-7:35; Mat.-2:05

except Apr. 10-5:05

Team Colors: Pacific Teal, Gray, Black and White

Radio: KNEW 910 AM

Commercial TV: KICU, Channel 36 and KGO Channel 7

Cable TV: SportsChannel Pacific

All-Time NHL Record: 28-129-7

1992-93 Record: 11-71-2

1992-93 Finish: 6th (Smythe Division)

1993 Playoff Record: Did Not Make Playoffs

1992-93 Top Scorer: Kelly Kisio (26-52-78)

Stanley Cup Titles: None

All-Time San Jose Scorer vs. Pittsburgh:

Kelly Kisio (4 gp, 2-3-5);

All-Time Pittsburgh Scorer vs. San Jose:

Mario Lemieux (5 gp, 8-17-25)

Longest San Jose Win Streak vs. Pittsburgh:

None

Longest Pittsburgh Win Streak vs. San Jose:

5, Dec. 5, 1991 - Mar. 23, 1993 — current

Longest San Jose Undeclared Streak vs. Pittsburgh:

None

Longest Pittsburgh Undeclared Streak vs. San Jose:

5, Dec. 5, 1991 - Mar. 23, 1993 (5-0-0) — current

Last Pittsburgh Win at Home: Mar. 23, 1993 (7-2)

Last San Jose Win at Home: None

Last Pittsburgh Win at San Jose: Dec. 5, 1992 (9-4)

Last San Jose Win at Pittsburgh: None

Most Goals by Pittsburgh vs. San Jose:

10, Dec. 17, 1991 (P, 10-2)

Most Goals by San Jose vs. Pittsburgh:

4, Dec. 5, 1992 (P, 9-4)

Most Goals by Both Teams: 13, Dec. 5, 1992 (P, 9-4)

Last Pittsburgh Shutout vs. San Jose:

Dec. 5, 1991 (8-0) — Tom Barrasso

Last San Jose Shutout vs. Pittsburgh:

None

Last Pittsburgh Hat Trick vs. San Jose:

Mar. 6, 1992 — Rick Tocchet

Last San Jose Hat Trick vs. Pittsburgh:

None

Last Pittsburgh Trade with San Jose: Feb. 26, 1993

Future Considerations to Pittsburgh for Peter Ahola

Overtime Record vs. Pittsburgh: 0-0-0

Penguins' Record by Decades vs. Sharks: 1990s (5-0-0); Career Record (5-0-0)

1992-93 SEASON NOTES—(Dec. 5, P-9 at SJ-4): Mario Lemieux ties a career high with six assists, and adds one goal in the victory. Ron Francis and Larry Murphy score twice, and Ulf Samuelsson adds three assists. The Penguins power play scores on five of seven chances, one goal shy of the club record. **(Mar. 23, SJ-2 at P-7):** Kevin Stevens records two goals and two assists, including his 400th career point, Mario Lemieux adds two goals and three assists, and Rick Tocchet registers three assists as the Penguins tie a club record with their seventh consecutive victory.

THIS YEAR'S SCHEDULE

Nov. 2	at San Jose	10:35*
Mar. 22	at Pittsburgh	7:35
* Pittsburgh Time		



PITTSBURGH VS SAN JOSE



1992-93
PITTSBURGH
SAN JOSE

GP	W	L	T	PTS	GF	GA	PPG	SHG	PEN	PIM
2	2	0	0	4	16	6	5-9	1	13	29
2	0	2	0	0	6	16	1-9	0	13	29

AT PITTSBURGH (1-0-0)

Dec. 5 PITTSBURGH 9 (BARRASSO) at San Jose 4 (Hayward)
Mar. 23 San Jose 2 (Irbe) at PITTSBURGH 7 (BARRASSO)

AT SAN JOSE (1-0-0)

WG - Murphy
WG - Lemieux

GOALS & SHOTS BY PERIODS:

	1ST	2ND	3RD	OVT	TOTAL
PITTSBURGH	5-28	4-21	7-28	—	16-77
SAN JOSE	0-17	3-35	3-20	—	6-72

PITTSBURGH	GP	G	A	PTS	PIM	SOG	+/-	SAN JOSE	GP	G	A	PTS	PIM	SOG	+/-
Lemieux	2	3	9	12	2	14	+6	Kisio	2	1	3	4	0	6	+2
Jagr	2	2	3	5	0	8	+4	Garpenlov	2	2	1	3	0	5	+1
Tocchet	2	0	5	5	0	8	+4	Ahola	1	1	0	1	0	3	+3
Murphy	2	3	1	4	0	4	+8	Gaudreau	1	1	0	1	0	2	+2
Francis	2	2	2	4	0	8	+2	Evason	2	1	0	1	2	6	E
Stevens	2	2	2	4	4	9	+3	Ozolinsh	1	0	1	1	2	2	-1
U.Samuelsson	2	0	4	4	0	3	+5	Williams	1	0	1	1	0	0	E
Straka	1	1	1	2	0	1	+1	Wilson	1	0	1	1	0	4	+1
Mullen	2	1	1	2	0	3	+5	Wood	1	0	1	1	5	0	+1
Loney	2	0	2	2	0	4	+1	More	2	0	1	1	8	3	-4
Needham	1	1	0	1	4	1	E	Zmolek	2	0	1	1	4	3	-1
Stanton	2	1	0	1	0	7	-4	Bawa	1	0	0	0	0	0	-2
Barrasso	2	0	1	1	2	0	-	Berezan	1	0	0	0	0	2	E
Ahola	1	0	0	0	2	0	E	Byers	1	0	0	0	2	1	E
Errey	1	0	0	0	4	2	-1	Carter	1	0	0	0	0	4	E
Jennings	1	0	0	0	0	0	E	Courtenay	1	0	0	0	0	1	-4
Ramsey	1	0	0	0	0	0	+1	DePalma	1	0	0	0	0	3	-2
K.Samuelsson	1	0	0	0	0	1	+1	Falloon	1	0	0	0	0	3	-3
Tippett	1	0	0	0	0	1	E	Hayward	1	0	0	0	0	0	-
Daniels	2	0	0	0	0	0	E	Irbe	1	0	0	0	0	0	-
McEachern	2	0	0	0	2	3	-1	Maley	1	0	0	0	0	5	-2
Paek	2	0	0	0	7	0	+1	Morris	1	0	0	0	0	1	-3
Stapleton	2	0	0	0	0	0	-2	Odgers	1	0	0	0	0	1	+1
Bench					2			Snuggerud	1	0	0	0	0	3	E
								Whitney	1	0	0	0	0	0	-2
								Wilkinson	1	0	0	0	0	1	-4
								Pederson	2	0	0	0	2	6	-4
								Sullivan	2	0	0	0	0	4	-3
								Zettler	2	0	0	0	4	3	-3
TOTAL	2				(16-31-47)	29	77	TOTAL	2				(6-10-16)	29	72

GOALTENDERS	GP	MP	GF	GA	ENG	SO	AVG	SHOTS	SPCT.	W-L-T
Barrasso (P)	2	120:00	16	6	0	0	3.00	72	.917	2-0-0
PITTSBURGH TOTAL	2	120:00	16	6	0	0	3.00	72	.917	2-0-0
Irbe (SJ)	1	60:00	2	7	0	0	7.00	40	.825	0-1-0
Hayward (SJ)	1	60:00	4	9	0	0	9.00	37	.757	0-1-0
SAN JOSE TOTAL	2	120:00	6	16	0	0	8.00	77	.792	0-2-0

POWER PLAY GOALS: PITTSBURGH (5 for 9) - Francis, Lemieux, Mullen, Murphy, Stanton

SAN JOSE (1 for 9) - Garpenlov

SHORT-HANDED GOALS: PITTSBURGH (1) - Francis

All-Time vs Sharks

	GP	W	L	T	PTS	GF	GF
Pittsburgh Home	2	2	0	0	4	17	4
Pittsburgh Away	3	3	0	0	6	24	7
1991-1993 TOTAL	5	5	0	0	10	41	11

LAST WIN BY:

PITTSBURGH at Home:	March 23, 1993 (7-2)	(0-0-0 since last win)
PITTSBURGH on Road:	December 5, 1992 (9-4)	(0-0-0 since last win)
SAN JOSE at Home:	None	(0-3-0)
SAN JOSE on Road:	None	(0-2-0)

Kelly Kisio led the Sharks in goals, assists and points last season, tying career highs in goals (26) and points (78)...The Sharks used 46 players in 1992-93, after using 42 players in their first season...The Sharks lost 511 man-games to injury or illness in 1992-93.



TERRY CRISP

TAMPA BAY LIGHTNING



BRIAN BRADLEY

Location: 501 East Kennedy Blvd., Suite 175, Tampa, FL 33602
Founded: 1990
President and General Manager: Phil Esposito
Director of Hockey Operations: Tony Esposito
Head Coach: Terry Crisp
NHL Career Record (Seasons): 167-117-40 (4)
Assistant Coaches: Wayne Cashman and Danny Gare
Vice President/Communications: Gerry Helper
Media Relations Manager: Barry Hanrahan
Trainer: Larry Ness
Arena (Capacity): ThunderDome (28,000)
General Office Phone: (813) 229-2658
Press Box Phone: TBA
FAX Phone: (813) 229-3350
Starting Times of Games: WN/Sat.-7:35; Sun-6:05;
 Mat.-1:35; except Oct. 23-8:05
Team Colors: Black, Blue, Silver and White
Radio: WFNS 910 AM
Commercial TV: WTOG-TV 44
Cable TV: Sunshine Network & Lightning Television Network
All-Time NHL Record: 23-54-7
1992-93 Record: 23-54-7
1992-93 Finish: 6th (Norris Division)
1993 Playoff Record: Did Not Make Playoffs
1992-93 Top Scorer: Brian Bradley (42-44-86)
Stanley Cup Titles: None

All-Time Tampa Bay Scorer vs. Pittsburgh:
 Rob Zamuner (2gp, 2-1-3); Chris Kontos (1gp, 1-2-3);
 Brain Bradley (2gp, 1-2-3)
All-Time Pittsburgh Scorer vs. Tampa Bay:
 Kevin Stevens (2gp, 3-1-4)
Longest Tampa Bay Win Streak vs Pittsburgh:
 None
Longest Pittsburgh Win Streak vs. Tampa Bay:
 1, Nov. 1, 1992
Longest Tampa Bay Undeclared Streak vs Pittsburgh:
 1, Feb. 27, 1993 (0-0-1)
Longest Pittsburgh Undeclared Streak vs. Tampa Bay:
 2, Nov. 1, 1992 - Feb. 27, 1993 (1-0-1)
Last Pittsburgh Win at Home: None
Last Tampa Bay Win at Home: None
Last Pittsburgh Win at Tampa Bay: Nov. 1, 1992 (5-4)
Last Tampa Bay Win at Pittsburgh: None
Most Goals by Pittsburgh vs. Tampa Bay:
 5, Nov. 1, 1992 (P, 5-4)
Most Goals by Tampa Bay vs. Pittsburgh:
 4, Nov. 1, 1992 (P-5-4)
Most Goals by Both Teams:
 9, Nov. 1, 1992 (P, 5-4)
Last Pittsburgh Shutout vs. Tampa Bay:
 None
Last Tampa Bay Shutout vs. Pittsburgh:
 None
Last Pittsburgh Hat Trick vs. Tampa Bay:
 None
Last Tampa Bay Hat Trick vs. Pittsburgh:
 None
Last Pittsburgh Trade With Tampa Bay: March, 22,
 1993, Peter Taglianetti to Pittsburgh for 1993 Third
 Round Draft Choice.
Overtime Record vs Pittsburgh: 0-0-1

Penguins Record by Decades vs Lightning: 1990s (1-0-1); Career Record (1-0-1)

1992-93 SEASON NOTES-(Nov. 1, P-5 at TB-4): Mario Lemieux and Kevin Stevens score twice as the Penguins rally from a 3-1 deficit to defeat the Lightning in the first-ever meeting between the teams. Former Penguin Chris Kontos has a goal and two assists for Tampa Bay. **(Feb. 27, TB-3 at P-3):** Rob Zamuner's goal at 9:46 of the third period rallies the Lightning to the tie. Joe Mullen records two goals and one assist to become the 49th player in NHL history to record 900 or more points. Larry Murphy plays in his 1,000th career game.

THIS YEAR'S SCHEDULE

Oct. 14	at Tampa Bay	7:35
Dec. 11	at Tampa Bay	7:35
Dec. 21	at Pittsburgh	7:35
Apr. 4	at Pittsburgh	7:35



PITTSBURGH VS TAMPA BAY



1992-93	GP	W	L	T	PTS	GF	GA	PPG	SHG	PEN	PIM
PITTSBURGH	2	1	0	1	3	8	7	4-7	1	11	22
TAMPA BAY	2	0	1	1	1	7	8	2-8	0	10	20

AT PITTSBURGH (0-0-1)

Nov. 1 PITTSBURGH 5 (BARRASSO) at Tampa Bay 4 (Young)

Feb. 27 Tampa Bay 3 (Young) at Pittsburgh 3 (Barrasso)

Jablonski replaced Young at 34:43 on Nov. 1

AT TAMPA BAY (1-0-0)

WG - Lemieux

GOALS & SHOTS BY PERIODS:

	1ST	2ND	3RD	OVT	TOTAL
PITTSBURGH	4-19	4-12	0-18	0-4	8-53
TAMPA BAY	4-20	1-17	2-15	0-3	7-55

PITTSBURGH	GP	G	A	PTS	PIM	SOG	+/-	TAMPA BAY	GP	G	A	PTS	PIM	SOG	+/-
Stevens	2	3	1	4	6	8	-4	Zamuner	2	2	1	3	2	7	+1
Mullen	2	2	1	3	0	5	+2	Kontos	1	1	2	3	0	2	+1
McEachern	2	1	2	3	0	4	+3	Bradley	2	1	2	3	6	4	+1
Francis	2	0	3	3	0	1	+2	Andersson	2	1	0	1	0	4	+1
Murphy	2	0	3	3	0	4	-1	Beers	2	1	0	1	2	7	E
Lemieux	1	2	0	2	2	7	E	Ramage	2	1	0	1	2	2	E
Jagr	1	0	2	2	2	3	+1	Crossman	1	0	1	1	0	1	-1
Paek	2	0	2	2	2	2	+2	Hamrik	1	0	1	1	0	0	E
Caulfield	1	0	0	0	0	0	E	Lipuma	1	0	1	1	2	1	+1
Errey	1	0	0	0	2	0	E	Creighton	2	0	1	1	4	3	-1
Needham	1	0	0	0	0	0	E	Cole	2	0	1	1	0	3	-1
Straka	1	0	0	0	0	2	-2	Tucker	2	0	1	1	0	5	+1
Barrasso	2	0	0	0	0	0	-	Bergevin	1	0	0	0	0	1	-1
Daniels	2	0	0	0	0	4	E	Bergland	1	0	0	0	0	1	E
Jennings	2	0	0	0	0	0	-1	Chambers	1	0	0	0	0	2	+1
Loney	2	0	0	0	2	2	E	DiMaio	1	0	0	0	2	1	-1
K.Samuelsson	2	0	0	0	2	0	+1	Drulia	1	0	0	0	0	0	E
U.Samuelsson	2	0	0	0	0	0	-2	Hartman	1	0	0	0	0	0	E
Stanton	2	0	0	0	0	2	-1	Hodge	1	0	0	0	0	2	E
Stapleton	2	0	0	0	0	2	E	Jablonski	1	0	0	0	0	0	-
Tippett	2	0	0	0	2	1	-1	Kasper	1	0	0	0	0	0	E
Tocchet	2	0	0	0	2	6	-4	Maltais	1	0	0	0	0	3	+1
								Osborne	1	0	0	0	0	1	E
								Reekie	1	0	0	0	0	1	-1
								Semenov	1	0	0	0	0	3	-1
								Bureau	2	0	0	0	0	1	E
								Taglianetti	2	0	0	0	0	0	+3
								Young	2	0	0	0	0	0	-
TOTAL	2		(8-14-22)	22	53			TOTAL	2		(7-11-18)	20	55		

GOALTENDING	GP	MP	GF	GA	ENG	SO	AVG	SHOTS	SPCT.	W-L-T
Barrasso (P)	2	125:00	8	7	0	0	3.36	55	.873	1-0-1
PITTSBURGH TOTAL	2	125:00	8	7	0	0	3.36	55	.873	1-0-1
Jablonski (TB)	1	25:17	1	0	0	0	0.00	12	1.000	0-0-0
Young (TB)	2	99:43	6	8	0	0	4.81	41	.805	0-1-1
TAMPA BAY TOTAL	2	125:00	7	8	0	0	3.84	53	.849	0-1-1

POWER PLAY GOALS: PITTSBURGH (4 for 7) - Stevens 3, Lemieux

TAMPA BAY (2 for 8) - Kontos, Ramage

SHORT-HANDED GOALS: PITTSBURGH (1) - Mullen

All-Time vs Lightning	GP	W	L	T	PTS	GF	GA
Pittsburgh Home	1	0	0	1	1	3	3
Pittsburgh Away	1	1	0	0	2	5	4
1992-1993 TOTAL	2	1	0	1	3	8	7

LAST WIN BY:

PITTSBURGH at Home:	None	(0-0-1)
PITTSBURGH on Road:	November 1, 1992 (5-4)	(0-0-0 since last win)
TAMPA BAY at Home:	None	(0-1-0)
TAMPA BAY on Road:	None	(0-0-1)

Brian Bradley established an NHL expansion record for non-WHA teams in goals (42) and points (86)...Chris Kontos recorded four goals in the Lightning's first game, a 7-3 win vs Chicago on October 7...Rob Zamuner was the only Lightning player to appear in all 84 games last season.



PAT BURNS

TORONTO MAPLE LEAFS



DOUG GILMOUR

Location: 60 Carlton Street, Toronto, Ontario M5B 1L1

Founded: 1917

President and General Manager: Cliff Fletcher

Head Coach: Pat Burns

NHL Career Record (Seasons): 218-133-53 (5)

Assistant Coaches: Mike Kitchen and Mike Murphy

Director of Communications: Bob Stellick

Public Relations Coordinator: Pat Park

Trainer: Chris Broadhurst

Arena (Capacity): Maple Leaf Gardens (15,642)

General Office Phone: (416) 977-1641

Press Box Phone: (416) 977-1641 ext. 6261

FAX Phone: (416) 977-5364

Starting Times of Games: WN-7:35; Sat.-8:05; Sun.-7:05
except Mar. 20-1:35 and Apr. 10-8:05

Team Colors: Blue and White

Radio: Telemedia Radio Network

Commercial TV: Global Network and CBC-TV 5

Cable TV: None

All-Time NHL Record: 2001-1993-682

1992-93 Record: 44-29-11

1992-93 Finish: 3rd (Norris Division)

1993 Playoff Record: Won, Detroit, 4-3, Norris Division

Semi-Finals.; Won, St. Louis, 4-3, Norris Division Finals;

Lost, Los Angeles, 4-3, Campbell Conference Finals

1992-93 Top Scorer: Doug Gilmour (32-95-127)

Stanley Cup Titles: 13 (1918, 1922, 1932, 1942, 1945,

1947-49, 1951, 1962-64 and 1967)

All-Time Toronto Scorer vs. Pittsburgh:

Darryl Sittler (53 gp, 29-37-66)

All-Time Pittsburgh Scorer vs. Toronto:

Mario Lemieux (23 gp, 25-30-55)

Longest Toronto Win Streak vs. Pittsburgh:

4, Feb. 17, 1971 - Dec. 28, 1971

Longest Pittsburgh Win Streak vs. Toronto:

6, Dec. 30, 1974 - Feb. 19, 1976

Longest Toronto Undeclared Streak vs. Pittsburgh:

8, Jan. 13, 1968 - Mar. 1, 1969 (4-0-4)

Longest Pittsburgh Undeclared Streak vs. Toronto:

6, Dec. 30, 1974 - Feb. 19, 1976 (6-0-0)

Last Pittsburgh Win at Home: Feb. 18, 1992 (7-1)

Last Toronto Win at Home: Nov. 7, 1992 (4-2)

Last Pittsburgh Win at Toronto: Jan. 17, 1991 (6-5 OT)

Last Toronto Win at Pittsburgh: Oct. 25, 1989 (8-6)

Most Goals by Pittsburgh vs. Toronto:

12, Dec. 26, 1991 (P, 12-1)

Most Goals by Toronto vs. Pittsburgh:

9, Jan. 7, 1980 (T, 9-5)

Most Goals by Both Teams: 15, Feb. 21, 1991 (P, 11-4)

Last Pittsburgh Shutout vs. Toronto:

Dec. 8, 1970 (4-0) — Al Smith

Last Toronto Shutout vs. Pittsburgh:

Oct. 29, 1987 (4-0) — Allan Bester

Last Pittsburgh Hat Trick vs. Toronto:

Feb. 18, 1992 — Joe Mullen

Last Toronto Hat Trick vs. Pittsburgh:

Mar. 5, 1980 — Darryl Sittler

Last Pittsburgh Trade with Toronto: Aug. 13, 1983,

Vincent Tremblay and Rocky Saganiuk to Pittsburgh for

Guy Graham and Nick Ricci

Overtime Record vs. Pittsburgh: 1-1-2

Penguins Record by Decades vs. Toronto: 1960s (4-5-4); 1970s (21-21-7); 1980s (16-14-4); 1990s (4-4-1)

PITTSBURGH PENGUINS vs. TORONTO MAPLE LEAFS

REGULAR SEASON

YEAR	GP	W	L	T	GF	GA	YEAR	GP	W	L	T	GF	GA
1967-68	4	2	1	1	9	14	1980-81	4	1	2	1	15	16
1968-69	6	0	3	3	11	19	1981-82	3	0	1	2	10	12
1969-70	6	2	2	2	14	19	1982-83	3	1	2	0	8	15
1970-71	6	2	3	1	18	18	1983-84	3	1	1	1	8	7
1971-72	6	2	4	0	13	14	1984-85	3	2	1	0	12	9
1972-73	5	2	2	1	18	17	1985-86	3	3	0	0	18	9
1973-74	5	1	3	1	13	20	1986-87	3	1	2	0	12	13
1974-75	5	4	1	0	31	21	1987-88	3	2	1	0	9	9
1975-76	5	4	1	0	32	18	1988-89	3	2	1	0	16	10
1976-77	5	2	1	2	19	16	1989-90	3	1	2	0	17	21
1977-78	5	3	2	0	17	22	1990-91	3	2	1	0	20	15
1978-79	4	1	3	0	10	19	1991-92	3	2	1	0	22	8
1979-80	4	2	2	0	18	20	1992-93	2	0	1	1	5	7
TOTALS	105	45	44	16	395	388							

1992-93 SEASON NOTES:(Nov. 7, P-2 at T-4): Rookie goalie Felix Potvin makes 34 saves and Doug Gilmour records one goal and two assists to lead the Maple Leafs. Mario Lemieux and Dave Tappett score for the Penguins. (Dec. 31, T-3 at P-3): Kevin Stevens scores twice, including the tying goal at 18:39 of the second period. Mario Lemieux adds one goal and one assist. Grant Fuhr makes 35 saves for Toronto.

THIS YEAR'S SCHEDULE

Jan. 29	at	Toronto	8:05
Mar. 10	at	Pittsburgh	7:35



PITTSBURGH VS TORONTO



1992-93	GP	W	L	T	PTS	GF	GA	PPG	SHG	PEN	PIM
PITTSBURGH	2	0	1	1	1	5	7	0-7	1	17	42
TORONTO	2	1	0	1	3	7	5	3-11	0	14	36

AT PITTSBURGH (0-0-1)

Nov. 7 Pittsburgh 2 (Wregget) at TORONTO 4 (POTVIN)

Dec. 31 Toronto 3 (Fuhr) at Pittsburgh 3 (Barrasso)

AT TORONTO (1-0-0)

WG - Borschevsky

GOALS & SHOTS BY PERIODS:

	1ST	2ND	3RD	OVT	TOTAL
PITTSBURGH	2-21	3-25	0-22	0-3	5-71
TORONTO	3-22	3-15	1-15	0-4	7-56

PITTSBURGH	GP	G	A	PTS	PIM	SOG	+/-	TORONTO	GP	G	A	PTS	PIM	SOG	+/-
Lemieux	2	2	1	3	2	12	+2	Gilmour	2	1	3	4	0	5	-1
Stevens	1	2	0	2	0	4	+1	McIlwain	2	2	0	2	2	5	E
Tippett	2	1	0	1	0	1	+1	Borschevsky	2	1	1	2	0	4	E
Jennings	1	0	1	1	2	0	+1	Clark	2	1	1	2	6	4	E
Errey	2	0	1	1	0	6	E	Krushelnyski	2	0	2	2	0	1	+1
Francis	2	0	1	1	16	5	E	Lefebvre	2	0	2	2	2	5	-1
Mullen	2	0	1	1	0	1	-1	Cullen	1	1	0	1	0	1	-2
Stapleton	2	0	1	1	0	2	+1	Foligno	2	1	0	1	2	5	+1
Tocchet	2	0	1	1	8	3	+1	Berg	1	0	1	1	0	3	E
Barrasso	1	0	0	0	0	0	-	Gill	2	0	1	1	2	2	E
Daniels	1	0	0	0	0	0	E	Macoun	2	0	1	1	0	4	-1
K.Samuelsson	1	0	0	0	2	2	E	Mironov	2	0	1	1	2	4	E
Straka	1	0	0	0	0	0	E	Berehowsky	1	0	0	0	0	0	-1
Wregget	1	0	0	0	0	0	-	Fuhr	1	0	0	0	0	0	-
Ahola	2	0	0	0	0	0	+1	Larose	1	0	0	0	0	0	E
Jagr	2	0	0	0	0	13	-1	Potvin	1	0	0	0	0	0	-
Loney	2	0	0	0	0	1	E	Sacco	1	0	0	0	0	2	E
McEachern	2	0	0	0	2	4	-1	Zeisel	1	0	0	0	0	1	-1
Murphy	2	0	0	0	2	9	+1	Anderson	2	0	0	0	2	1	E
Paek	2	0	0	0	2	1	-1	Ellett	2	0	0	0	4	2	-1
U.Samuelsson	2	0	0	0	4	6	+1	Osborne	2	0	0	0	0	5	E
Stanton	2	0	0	0	2	1	E	Pearson	2	0	0	0	14	1	-1
								Rouse	2	0	0	0	0	1	E
TOTAL	2		(5-7-12)	42	71			TOTAL	2		(7-13-20)	36	56		

GOALTENDERS

	GP	MP	GF	GA	ENG	SO	AVG	SHOTS	SPCT.	W-L-T
Barrasso (P)	1	64:59	3	3	0	0	3.00	27	.889	0-0-1
Wregget (P)	1	59:29	2	3	1	0	3.03	28	.893	0-1-0
PITTSBURGH TOTAL	2	125:00	5	7	1	0	3.36	56	.875	0-1-1

Potvin (T)	1	60:00	4	2	0	0	2.00	36	.944	1-0-0
Fuhr (T)	1	65:00	3	3	0	0	2.78	35	.914	0-0-1
TORONTO TOTAL	2	125:00	7	5	0	0	2.40	71	.930	1-0-1

POWER PLAY GOALS:

PITTSBURGH (0 for 7)

TORONTO (3 for 11) - Borschevsky, Clark, Cullen

SHORT-HANDED GOALS:

PITTSBURGH (1) - Lemieux

TORONTO (1) - Gilmour

All-Time vs Maple Leafs

	GP	W	L	T	PTS	GF	GA
Pittsburgh Home	53	28	19	6	62	221	172
Pittsburgh Away	52	17	25	10	44	174	216
1967-1993 TOTAL:	105	45	44	16	106	395	388

LAST WIN BY:

PITTSBURGH at Home:

February 18, 1992 (7-1)

(0-0-1 since last win)

PITTSBURGH on Road:

January 17, 1991 (6-5 OT)

(0-2-0 since last win)

TORONTO at Home:

November 7, 1992 (4-2)

(0-0-0 since last win)

TORONTO on Road:

October 25, 1989 (8-6)

(0-3-1 since last win)



PAT QUINN

VANCOUVER CANUCKS



PAVEL BURE

Location: 100 North Renfrew St., Vancouver, B.C. V5K 3N7

Founded: 1970

Chairman: Frank Griffiths

President and General Manager: Pat Quinn

Head Coach: Pat Quinn

NHL Career Record (Seasons): 313-243-99 (10)

Assistant Coaches: Rick Ley and Stan Smyl

Director of Media Relations: Steve Tambellini

Trainers: Larry Ashley, Pat O'Neill and Darren Granger

Arena (Capacity): Pacific Coliseum (16,150)

General Office Phone: (604) 254-5141

Press Box Phone: (604) 251-0577

FAX Phone: (604) 251-5123

Starting Times of Games: WN-7:35; Sat-5:05; Sun-7:05;

Mat-2:05 except Apr. 1-5:05

Team Colors: White, Black, Red and Yellow

Radio: CKNW 980 AM and Western Information Network

Commercial TV: BCTV and CBC

Cable TV: None

All-Time NHL Record: 654-910-272

1992-93 Record: 46-29-9

1992-93 Finish: 1st (Smythe Division)

1993 Playoff Record: Won, Winnipeg, 4-2, Smythe Division

Semi-Finals: Lost, Los Angeles, 4-2, Smythe Division

Finals

1992-93 Top Scorer: Pavel Bure (60-50-110)

Stanley Cup Titles: None

All-Time Vancouver Scorer vs. Pittsburgh:

Don Lever (33 gp, 17-17-34)

All-Time Pittsburgh Scorer vs. Vancouver:

Mario Lemieux (21 gp, 21-29-50)

Longest Vancouver Win Streak vs. Pittsburgh:

2, 5 times, last time — Jan. 7, 1989 - Nov. 5, 1989

Longest Pittsburgh Win Streak vs. Vancouver:

5, Mar. 5, 1991 - Jan. 19, 1993-current

Longest Vancouver Undefeated Streak vs. Pittsburgh:

4, Nov. 26, 1980 - Mar. 17, 1981 (3-0-1)

Longest Pittsburgh Undefeated Streak vs. Vancouver:

6, Jan. 10, 1976 - Jan. 19, 1977 (4-0-2)

Last Pittsburgh Win at Home: Oct. 20, 1992 (5-1)

Last Vancouver Win at Home: Feb. 27, 1991 (4-3)

Last Pittsburgh Win at Vancouver: Jan. 19, 1993 (5-2)

Last Vancouver Win at Pittsburgh: Jan. 7, 1989 (7-5)

Most Goals by Pittsburgh vs. Vancouver:

9, Oct. 6, 1976 (P, 9-5); Mar. 13, 1979 (P, 9-3);

Feb. 15, 1986 (P, 9-4)

Most Goals by Vancouver vs. Pittsburgh:

10, Dec. 19, 1980 (V, 10-4)

Most Goals by Both Teams:

14, four times, last time — Feb. 29, 1984 (V, 9-5)

Last Pittsburgh Shutout vs. Vancouver:

Jan. 23, 1987 (6-0) — Gilles Meloche and Roberto Romano

Last Vancouver Shutout vs. Pittsburgh:

Feb. 17, 1988 (5-0) — Kirk McLean

Last Pittsburgh Hat Trick vs. Vancouver:

Jan. 23, 1987 — Mario Lemieux

Last Vancouver Hat Trick vs. Pittsburgh:

Jan. 7, 1989 — Tony Tanti

Last Pittsburgh Trade with Vancouver: Jan. 8, 1990,

Tony Tanti, Barry Pederson and Rod Buskas to Pittsburgh

for Dan Quinn, Andrew McBain and Dave Capuano

Overtime Record vs. Pittsburgh: 0-0-3

Penguins Record by Decades vs. Vancouver: 1970s (26-13-5); 1980s (14-13-4); 1990s (6-2-1)

PITTSBURGH PENGUINS vs. VANCOUVER CANUCKS													
REGULAR SEASON													
YEAR	GP	W	L	T	GF	GA	YEAR	GP	W	L	T	GF	GA
1970-71	6	4	1	1	24	15	1982-83	3	1	2	0	10	17
1971-72	6	4	2	0	21	20	1983-84	3	1	2	0	12	14
1972-73	5	3	2	0	18	14	1984-85	3	2	1	0	17	14
1973-74	5	4	1	0	27	16	1985-86	3	2	1	0	18	11
1974-75	4	3	1	0	18	15	1986-87	3	1	0	2	11	5
1975-76	4	2	1	1	16	15	1987-88	3	1	2	0	10	14
1976-77	4	2	1	1	16	10	1988-89	3	2	1	0	14	12
1977-78	4	1	2	1	16	16	1989-90	3	1	2	0	10	13
1978-79	4	3	1	0	24	16	1990-91	3	1	1	1	9	7
1979-80	4	2	1	1	13	12	1991-92	2	2	0	0	11	6
1980-81	4	0	3	1	13	23	1992-93	2	2	0	0	10	3
1981-82	3	2	0	1	13	10	TOTALS	84	46	28	10	351	298

1992-93 SEASON NOTES (Oct. 20, V-1 at P-5): The Penguins score four first period goals, outshooting the Canucks, 20-4, to gain the victory. Shawn McEachern scores two goals, his first career multiple-goal game, and adds an assist. **(Jan. 19, P-5 at V-2):** The Penguins again outscore the Canucks, 4-1, in the first period, snapping Vancouver's 18-game home-unbeaten streak. Kevin Stevens scores twice, while Ron Francis and Jaromir Jagr add two assists each.

THIS YEAR'S SCHEDULE

Mar. 19 at Pittsburgh 1:35
 Mar. 30 at Vancouver 10:35*
 * Pittsburgh Time



PITTSBURGH VS VANCOUVER



1992-93	GP	W	L	T	PTS	GF	GA	PPG	SHG	PEN	PIM
PITTSBURGH	2	2	0	0	4	10	3	3-6	0	13	34
VANCOUVER	2	0	2	0	0	3	10	0-10	0	8	16

AT PITTSBURGH (1-0-0)

Oct. 20 Vancouver 1 (McLean) at PITTSBURGH 5 (BARRASSO)

Jan. 19 PITTSBURGH 5 (WREGGET) at Vancouver 2 (McLean)

AT VANCOUVER (1-0-0)

WG - Jagr

WG - Stapleton

GOALS & SHOTS BY PERIODS:

	1ST	2ND	3RD	OVT	TOTAL
PITTSBURGH	8-32	1-14	1-14	—	10-60
VANCOUVER	2-18	1-26	0-17	—	3-61

PITTSBURGH	GP	G	A	PTS	PIM	SOG	+/-	VANCOUVER	GP	G	A	PTS	PIM	SOG	+/-
Stevens	2	2	3	5	0	9	+2	Sandlak	2	1	1	2	0	5	+1
Jagr	2	1	3	4	4	7	+4	Courtall	2	0	2	2	4	1	-1
Francis	2	0	4	4	0	6	+2	Bure	2	1	0	1	0	5	-2
McEachern	2	2	1	3	0	7	+3	Nedved	2	1	0	1	2	5	-2
Lemieux	1	1	2	3	0	4	+1	Morin	1	0	1	1	0	3	-1
Paek	2	2	0	2	14	3	+5	Lidster	2	0	1	1	0	4	-1
Murphy	2	0	2	2	0	6	+5	Adams	1	0	0	0	0	1	-1
Stapleton	2	1	0	1	0	3	E	Babych	1	0	0	0	0	2	-2
Tocchet	2	1	0	1	0	4	+3	Plavsic	1	0	0	0	0	0	E
Mullen	1	0	1	1	0	1	-1	Valk	1	0	0	0	0	0	-1
Stanton	2	0	1	1	4	1	-2	Ward	1	0	0	0	2	3	-1
Tippett	2	0	1	1	2	3	-1	Diduck	2	0	0	0	2	3	E
Barrasso	1	0	0	0	0	0	-	Dirk	2	0	0	0	0	0	E
Daniels	1	0	0	0	2	0	-1	Fergus	2	0	0	0	0	3	-1
Errey	1	0	0	0	2	0	E	Kron	2	0	0	0	0	4	-2
Fogarty	1	0	0	0	0	1	E	Linden	2	0	0	0	4	4	-1
Jennings	1	0	0	0	0	2	E	Lumme	2	0	0	0	0	3	-2
K.Samuelsson	1	0	0	0	2	0	+1	McLean	2	0	0	0	0	0	-
Straka	1	0	0	0	0	0	E	Momesso	2	0	0	0	0	6	E
Wregget	1	0	0	0	0	0	-	Murzyn	2	0	0	0	0	0	-2
Caufield	2	0	0	0	0	0	E	Odjick	2	0	0	0	2	3	E
Loney	2	0	0	0	0	1	E	Ronning	2	0	0	0	0	6	E
Needham	2	0	0	0	0	1	-1								
U.Samuelsson	2	0	0	0	4	1	-1								
TOTAL	2				(10-18-28)	34	60	TOTAL	2				(3-5-8)	16	61

GOALTENDERS

	GP	MP	GF	GA	ENG	SO	AVG	SHOTS	SPCT.	W-L-T
Barrasso (P)	1	60:00	5	1	0	0	1.00	24	.958	1-0-0
Wregget (P)	1	60:00	5	2	0	0	2.00	37	.946	1-0-0
PITTSBURGH TOTAL	2	120:00	10	3	0	0	1.50	61	.951	2-0-0
McLean (V)	2	120:00	3	10	0	0	5.00	60	.833	0-2-0
VANCOUVER TOTAL	2	120:00	3	10	0	0	5.00	60	.833	0-2-0

POWER PLAY GOALS:

PITTSBURGH (3 for 6) - Lemieux, McEachern, Stevens
VANCOUVER (0 FOR 10)

All-Time vs Canucks

	GP	W	L	T	PTS	GF	GA
Pittsburgh Home	42	27	8	7	61	189	140
Pittsburgh Away	42	19	20	3	41	162	158
1970-1993 TOTAL	84	46	28	10	102	351	298

LAST WIN BY:

PITTSBURGH at Home:

October 20, 1992 (5-1)

(0-0-0 since last win)

PITTSBURGH on Road:

January 19, 1993 (5-2)

(0-0-0 since last win)

VANCOUVER at Home:

February 27, 1991 (4-3)

(0-2-0 since last win)

VANCOUVER on Road:

January 7, 1989 (7-5)

(0-4-1 since last win)

The Canucks set club records for points (101) and wins (46) in a single season in 1992-93...Pavel Bure scored 60 goals and 110 points to become the first Canucks player to score 50 goals in a season and the first to record over 100 points in a season...The Canucks scored 18 short-handed goals in 1992-93 to set a club record for the most short-handed goals in a single season.



TERRY MURRAY

WASHINGTON CAPITALS



PETER BONDRA

Location: USAir Arena, Landover, MD 20785
Founded: 1974
Chairman and Governor: Abe Pollin
President and Alternate Governor: Richard M. Patrick
Vice President and General Manager: David Poile
Head Coach: Terry Murray
NHL Career Record (Seasons): 143-111-24 (4)
Assistant Coaches: John Perpich, Keith Allain
V.P. of Communications: Ed Quinlan
Public Relations Assistant: Dan Kaufman
Trainer: Stan Wong
Arena (Capacity): USAir Arena (18,130)
General Office Phone: (301) 386-7000/7084 - PR
Press Box Phone: (301) 350-3400 ext. 1770
FAX Phone: (301) 386-7012
Starting Times of Games: M-TH/Sat/Sun-7:35; Fri-8:05;
 Mat-1:35 except Nov. 24-8:05 and Jan. 30-12:05
Team Colors: Red, White and Blue
Radio: WMAL 630 AM
Commercial TV: WDCA, Channel 20
Cable TV: Home Team Sports
All-Time NHL Record: 624-704-196
1992-93 Record: 43-34-7
1992-93 Finish: 2nd (Patrick Division)
1993 Playoff Record: Lost, New York Islanders, 4-3,
 Patrick Division Semi-Finals
1992-93 Top Scorer: Peter Bondra (37-48-85)
Stanley Cup Titles: None

All-Time Washington Scorer vs. Pittsburgh:
 Mike Gartner (60 gp, 39-36-75)
All-Time Pittsburgh Scorer vs. Washington:
 Mario Lemieux (49 gp, 40-44-84)
Longest Washington Win Streak vs. Pittsburgh:
 9, Dec. 2, 1984 - Nov. 20, 1985
Longest Pittsburgh Win Streak vs. Washington:
 7, Feb. 2, 1988 - Nov. 30, 1988
Longest Washington Undeclared Streak vs. Pittsburgh:
 16, Oct. 25, 1983 - Nov. 20, 1985 (15-0-1)
Longest Pittsburgh Undeclared Streak vs. Washington:
 7, Feb. 2, 1988 - Nov. 30, 1988 (7-0-0)
Last Pittsburgh Win at Home: Mar. 18, 1993 (7-5)
Last Washington Win at Home: Nov. 27, 1992 (6-4)
Last Pittsburgh Win at Washington: Mar. 28, 1993 (4-1)
Last Washington Win at Pittsburgh: Dec. 14, 1991 (7-2)
Most Goals by Pittsburgh vs. Washington:
 12, Mar. 15, 1975 (P, 12-1)
Most Goals by Washington vs. Pittsburgh:
 9, Mar. 1, 1984 (W, 9-1); Dec. 2, 1984 (W, 9-1)
Most Goals by Both Teams: 15, Oct. 11, 1988 (P, 8-7)
Last Pittsburgh Shutout vs. Washington:
 Oct. 14, 1983 (4-0) — Denis Herron
Last Washington Shutout vs. Pittsburgh:
 Oct. 29, 1991 (8-0) — Don Beaupre
Last Pittsburgh Hat Trick vs. Washington:
 Mar. 18, 1993 — Mario Lemieux (4)
Last Washington Hat Trick vs. Pittsburgh:
 Oct. 11, 1988 — Mike Ridley
Last Pittsburgh Trade with Washington: Mar. 12, 1985,
 Jim McGeough to Pittsburgh for Mark Taylor
Overtime Record vs. Pittsburgh: 1-4-4

Penguins Record by Decades vs. Washington: 1970s (17-13-4); 1980s (27-36-5); 1990s (13-8-2)

PITTSBURGH PENGUINS vs. WASHINGTON CAPITALS													
REGULAR SEASON													
YEAR	GP	W	L	T	GF	GA	YEAR	GP	W	L	T	GF	GA
1974-75	6	5	1	0	36	13	1984-85	7	0	6	1	20	44
1975-76	6	4	1	1	36	23	1985-86	7	1	6	0	22	27
1976-77	6	1	4	1	16	22	1986-87	7	4	3	0	30	26
1977-78	6	1	4	1	15	20	1987-88	7	5	1	1	32	23
1978-79	8	4	3	1	32	28	1988-89	7	4	3	0	31	35
1979-80	4	3	1	0	16	10	1989-90	7	5	2	0	34	28
1980-81	4	2	1	1	18	14	1990-91	7	4	2	1	29	26
1981-82	8	5	2	1	40	33	1991-92	7	2	5	0	21	35
1982-83	7	1	5	1	23	36	1992-93	7	5	1	1	32	22
1983-84	7	1	6	0	12	28	TOTALS	125	57	57	11	495	493

1992-93 SEASON NOTES-(Nov. 27, P-4 at W-6): Al Iafraite scores two goals and adds an assist as the Capitals stretch their unbeaten streak to four games. (Nov. 28, W-3 at P-6): The Penguins rally from a two goal deficit behind Mario Lemieux's two goals and Larry Murphy's three assists. (Jan. 26, W-3 at P-6): The Penguins score three goals in 29 seconds, the second fastest three goals in franchise history, to defeat Washington. Kevin Stevens records his ninth career hat trick, and Larry Murphy records his 800th career point. (Jan. 31, P-2 at W-2): Joe Mullen's goal at 7:15 of the third period earns the Penguins the tie. Ken Wregget makes 29 saves, 16 in the second period. (Feb. 28, P-4 at W-2): Rick Tocchet, Martin Straka and Troy Loney combine for nine points, and Tom Barrasso wins his 29th game of the season. (Mar. 18, W-5 at P-7): The Pens take a 7-1 lead, and hold on for the win, despite allowing the Capitals to score the final four goals. Mario Lemieux records four goals and two assists, the eighth four goal game of his career. (Mar. 28, P-4 at W-1): The Penguins win their 10th game in a row and clinch their second Patrick Division title in three years. Tom Barrasso makes 30 saves to win his 38th game of the season.

THIS YEAR'S SCHEDULE

Nov. 13	at Pittsburgh	7:35
Nov. 26	at Washington	8:05
Dec. 26	at Washington	7:35
Mar. 15	at Pittsburgh	7:35



PITTSBURGH VS WASHINGTON



1992-93	GP	W	L	T	PTS	GF	GA	PPG	SHG	PEN	PIM
PITTSBURGH	7	5	1	1	11	32	22	10-39	0	62	175
WASHINGTON	7	1	5	1	3	22	32	4-33	1	66	203

AT PITTSBURGH (3-0-0)

Nov. 27 Pittsburgh 4 (Barrasso) at WASHINGTON 6 (HRIVNAK)
 Nov. 28 Washington 3 (Beaupre) at PITTSBURGH 5 (BARRASSO)
 Jan. 26 Washington 3 (Beaupre) at PITTSBURGH 6 (WREGGET)
 Jan. 31 Pittsburgh 2 (Wregget) at Washington 2 (Beaupre)
 Feb. 28 PITTSBURGH 4 (BARRASSO) at Washington 2 (Beaupre)
 Mar. 18 Washington 5 (Beaupre) at PITTSBURGH 7 (BARRASSO)
 Mar. 28 PITTSBURGH 4 (BARRASSO) at Washington 1 (Tabaracci)
 Hrivnak replaced Beaupre at 33:02 on Nov. 28
 Hrivnak replaced Beaupre at 40:00 on Mar. 18
 Wregget replaced Barrasso at 45:35 on Mar. 18

AT WASHINGTON (2-1-1)

WG - lafrate
 WG - McEachern
 WG - Tocchet

WG - Loney
 WG - Lemieux
 WG - Stevens

GOALS & SHOTS BY PERIODS:

	1ST	2ND	3RD	OVT	TOTAL
PITTSBURGH	11-76	11-60	10-68	0-3	32-207
WASHINGTON	5-79	7-84	10-66	0-1	22-230

PITTSBURGH	GP	G	A	PTS	PIM	SOG	+/	WASHINGTON	GP	G	A	PTS	PIM	SOG	+/
Lemieux	4	8	5	13	0	24	+5	lafrate	7	4	3	7	15	34	+4
Stevens	7	8	5	13	15	31	+4	Hunter	7	2	5	7	36	6	-1
Tocchet	7	5	7	12	18	20	+3	Khrstich	7	2	5	7	0	11	+2
Murphy	6	1	10	11	2	9	+5	Miller	7	1	5	6	0	10	-4
Francis	7	1	6	7	10	9	-6	Elynuik	7	2	3	5	6	12	-2
Jagr	6	1	5	6	2	13	+2	Carpenter	7	2	1	3	2	18	E
McEachern	7	4	1	5	12	19	+3	Krygier	7	2	1	3	6	9	-2
Straka	4	0	4	4	0	1	+2	Ridley	7	2	1	3	6	15	-2
Loney	7	2	1	3	22	17	E	Cote	7	1	2	3	6	16	E
Tippett	4	0	3	3	4	0	+3	Hatcher	7	1	2	3	27	30	-6
Mullen	7	1	1	2	4	10	-1	Cavallini	7	1	1	2	2	11	-2
Stapleton	7	1	1	2	0	5	E	Hrivnak	3	0	2	2	0	0	-
Paek	6	0	2	2	12	4	-4	Johansson	6	0	2	2	4	15	-6
U.Samuelsson	6	0	2	2	37	9	+7	Pivonka	7	0	2	2	2	12	-2
Daniels	4	0	1	1	4	4	+1	May	6	1	0	1	28	7	+2
Needham	5	0	1	1	0	1	-2	Bondra	7	1	0	1	16	14	-2
K.Samuelsson	5	0	1	1	4	5	+1	Jones	5	0	1	1	17	4	E
Ahola	1	0	0	0	0	0	E	MacDermid	7	0	1	1	6	1	E
Ramsey	1	0	0	0	0	2	E	Langway	1	0	0	0	0	1	E
Taglianetti	1	0	0	0	5	2	+2	Savage	1	0	0	0	2	1	-3
Caufield	3	0	0	0	0	1	E	Tabaracci	1	0	0	0	2	0	-
Wregget	3	0	0	0	0	0	-	Woolley	1	0	0	0	0	0	E
Barrasso	5	0	0	0	4	0	-	Konowalchuk	2	0	0	0	2	0	E
Errey	5	0	0	0	2	7	-1	Beaupre	5	0	0	0	12	0	-
Jennings	7	0	0	0	6	4	-2	Anderson	6	0	0	0	2	3	+1
Stanton	7	0	0	0	12	10	-2	Bench					4		
TOTAL	7			(32-56-88)	175	207		TOTAL	7			(22-37-59)	203	230	

GOALTENDERS

	GP	MP	GF	GA	ENG	SO	AVG	SHOTS	SPCT.	W-L-T
Barrasso (P)	5	284:56	23	12	1	0	2.53	159	.925	4-1-0
Wregget (P)	3	139:25	9	9	0	0	3.87	70	.871	1-0-1
PITTSBURGH TOTAL	7	425:00	32	22	1	0	3.11	230	.904	5-1-1
Tabaracci (W)	1	59:56	1	3	1	0	3.00	34	.912	0-1-0
Hrivnak (W)	3	105:51	12	7	1	0	3.97	51	.863	1-1-0
Beaupre (W)	5	255:49	9	19	1	0	4.46	119	.840	0-3-1
WASHINGTON TOTAL	7	425:00	22	32	3	0	4.52	207	.845	1-5-1

POWER PLAY GOALS:

PITTSBURGH (10 for 39) - Tocchet 4, Lemieux 2, Stevens 2, Francis, McEachern
 WASHINGTON (4 for 33) - Khrstich 2, lafrate, Bondra

SHORT-HANDED GOALS:

WASHINGTON (1) - Krygier

HAT TRICKS:

PITTSBURGH (2) - Stevens (Jan. 26), Lemieux (4 Goals - Mar. 18)

All-Time vs Capitals

	GP	W	L	T	PTS	GF	GA
Pittsburgh Home	61	31	24	6	68	250	212
Pittsburgh Away	64	26	33	5	57	245	280
1974-1993 TOTAL	125	57	57	11	125	495	492


LAST WIN BY:

PITTSBURGH at Home: March 18, 1993 (7-5) (0-0-0 since last win)
 PITTSBURGH on Road: March 28, 1993 (4-1) (0-0-0 since last win)
 WASHINGTON at Home: November 27, 1992 (6-4) (0-2-1 since last win)
 WASHINGTON on Road: December 14, 1991 (7-2) (0-4-0 since last win)



JOHN PADDOCK

WINNIPEG JETS



TEEMU SELANNE

Location: 15 - 1430 Maroons Rd., Winnipeg, Manitoba R3G 0L5

Founded: 1972 (WHA)

President/Governor: Barry L. Shenkarow

Vice President and General Manager: Mike Smith

Head Coach: John Paddock

NHL Career Record (Seasons): 73-69-22 (2)

Assistant Coaches: Andy Murray and Zinetula Bilyaletdinov

VP, Broadcasting and Communications: Mike O'Hearn

Trainer: Jim Ramsay

Arena (Capacity): Winnipeg Arena (15,393)

General Office Phone: (204) 982-5387

Press Box Phone: (204) 982-5347

FAX Phone: (204) 788-4668

Starting Times of Games: WN-7:35; Sat./Sun.-7:05

Mat.-2:05 except Dec. 31-4:35; Mar. 6-1:05; Mar. 11-6:35

Team Colors: Blue, Red and White

Radio: CJOB Radio 680 Am

Commercial TV: CKND-TV

Cable TV: None

All-Time NHL Record: 430-544-150

1992-93 Record: 40-37-7

1992-93 Finish: 4th (Smythe Division)

1993 Playoff Record: Lost, Vancouver, 4-2, Smythe

Division Semi-Finals

1992-93 Top Scorer: Teemu Selanne (76-56-132)

Stanley Cup Titles: None

All-Time Winnipeg Scorer vs. Pittsburgh:

Dale Hawerchuk (27 gp, 18-13-31)

All-Time Pittsburgh Scorer vs. Winnipeg:

Mario Lemieux (20 gp, 17-25-42)

Longest Winnipeg Win Streak vs. Pittsburgh:

3, Mar. 9, 1986 - Jan. 14, 1987

Longest Pittsburgh Win Streak vs. Winnipeg:

9, Oct. 10, 1979 - Dec. 2, 1981

Longest Winnipeg Undeclared Streak vs. Pittsburgh:

3, Mar. 9, 1986 - Jan. 14, 1987 (3-0-0)

Longest Pittsburgh Undeclared Streak vs. Winnipeg:

9, Oct. 10, 1979 - Dec. 2, 1981 (9-0-0)

Last Pittsburgh Win at Home: Dec. 8, 1992 (5-2)

Last Winnipeg Win at Home: Jan. 10, 1993 (3-2)

Last Pittsburgh Win at Winnipeg: Nov. 8, 1991 (3-1)

Last Winnipeg Win at Pittsburgh: Jan. 28, 1992 (4-0)

Most Goals by Pittsburgh vs. Winnipeg:

9, Dec. 18, 1990 (P, 9-2)

Most Goals by Winnipeg vs. Pittsburgh:

7, Jan. 21, 1985 (W, 7-6); Jan. 20, 1989 (W, 7-3)

Most Goals by Both Teams:

13, Jan. 21, 1985 (W, 7-6)

Last Pittsburgh Shutout vs. Winnipeg:

None

Last Winnipeg Shutout vs. Pittsburgh:

Jan. 28, 1992 (4-0) — Bob Essensa

Last Pittsburgh Hat Trick vs. Winnipeg:

Mar. 8, 1987 — Mario Lemieux

Last Winnipeg Hat Trick vs. Pittsburgh:

Jan. 21, 1985 — Dale Hawerchuk

Last Pittsburgh Trade with Winnipeg: Jun. 17, 1989,

Andrew McBain, Jim Kyte and Randy Gilhen to

Pittsburgh for Randy Cunneynworth, Rich Tabaracci

and Dave McLlwain

Overtime Record vs. Pittsburgh: 3-1-1

Penguins Record by Decades vs. Winnipeg: 1970s (2-0-0); 1980s (18-13-0); 1990s (6-3-1)

PITTSBURGH PENGUINS vs. WINNIPEG JETS

REGULAR SEASON

YEAR	GP	W	L	T	GF	GA	YEAR	GP	W	L	T	GF	GA
1979-80	4	4	0	0	14	8	1986-87	3	1	2	0	9	10
1980-81	4	4	0	0	18	14	1987-88	3	1	2	0	9	12
1981-82	3	2	1	0	7	9	1988-89	3	2	1	0	13	12
1982-83	3	1	2	0	13	14	1989-90	3	2	0	1	13	7
1983-84	3	1	2	0	13	12	1990-91	3	2	1	0	17	12
1984-85	3	1	2	0	14	16	1991-92	3	2	1	0	6	7
1985-86	3	2	1	0	16	8	1992-93	2	1	1	0	7	5
							TOTALS	43	26	16	1	169	146

1992-93 SEASON NOTES-(Dec. 8, W-2 at P-5): Ron Francis, Jaromir Jagr and Mario Lemieux record one goal and two assists each as the Penguins reach the 20 victory mark in 30 games, fastest in club history. (Jan. 10, P-2 at W-3): Winnipeg overcomes a two goal deficit and rallies to win on Phil Housley's goal at 17:14 of the second period. Joe Mullen and Larry Murphy score for Pittsburgh.

THIS YEAR'S SCHEDULE

Feb. 15	at	Pittsburgh	7:35
Mar. 6	at	Winnipeg	2:05*
* Pittsburgh Time			



PITTSBURGH VS WINNIPEG



1992-93	GP	W	L	T	PTS	GF	GA	PPG	SHG	PEN	PIM
PITTSBURGH	2	1	1	0	2	7	5	3-10	0	12	24
WINNIPEG	2	1	1	0	2	5	7	1-8	0	14	50

AT PITTSBURGH (1-0-0)

Dec. 8 Winnipeg 2 (Essensa) at PITTSBURGH 5 (WREGGET)
Jan. 10 Pittsburgh 2 (Wregget) at WINNIPEG 3 (ESSENSA)

AT WINNIPEG (0-1-0)

WG - Jagr
WG - Housley

GOALS & SHOTS BY PERIODS:

	1ST	2ND	3RD	OVT	TOTAL
PITTSBURGH	3-21	3-23	1-14	—	7-58
WINNIPEG	1-20	4-27	0-16	—	5-63

PITTSBURGH	GP	G	A	PTS	PIM	SOG	+/-	WINNIPEG	GP	G	A	PTS	PIM	SOG	+/-
Francis	2	1	3	4	0	2	+1	Selanne	2	2	2	4	0	9	+3
Lemieux	1	1	2	3	0	5	+1	Housley	2	1	2	3	0	6	-1
Jagr	2	1	2	3	2	4	+2	Olausson	2	0	2	2	0	7	+2
Mullen	2	1	2	3	0	6	+3	Shannon	2	1	0	1	19	1	+2
Stevens	2	1	1	2	8	13	-1	Tkachuk	2	1	0	1	0	8	-3
Tocchet	2	1	1	2	10	2	-1	Kennedy	2	0	1	1	2	1	+2
Murphy	2	1	0	1	2	5	E	Steen	2	0	1	1	2	1	E
McEachern	2	0	1	1	0	7	E	Zhamnov	2	0	1	1	0	4	+2
U.Samuelsson	2	0	1	1	2	1	+1	Borsato	1	0	0	0	0	3	E
Ahola	1	0	0	0	0	0	E	Brickley	1	0	0	0	0	3	E
Jennings	1	0	0	0	0	0	-1	Domi	1	0	0	0	2	0	E
Straka	1	0	0	0	0	1	-1	Druce	1	0	0	0	0	4	E
Daniels	2	0	0	0	0	0	-1	King	1	0	0	0	2	0	+1
Errey	2	0	0	0	0	2	-1	Lalor	1	0	0	0	0	2	+1
Loney	2	0	0	0	0	0	E	T.Murray	1	0	0	0	2	2	-2
Needham	2	0	0	0	0	2	E	Romanjuk	1	0	0	0	0	0	E
Paek	2	0	0	0	0	2	-1	Ulanov	1	0	0	0	2	0	-3
Stanton	2	0	0	0	0	3	+1	Bautin	2	0	0	0	0	2	-1
Stapleton	2	0	0	0	0	2	-1	Davydov	2	0	0	0	0	2	E
Tippett	2	0	0	0	0	1	-1	Eagles	2	0	0	0	17	2	E
Wregget	2	0	0	0	0	0	-	Erickson	2	0	0	0	0	5	-3
								Essensa	2	0	0	0	0	0	-
								Numminen	2	0	0	0	2	1	E
TOTAL	2							TOTAL	2						

GOALTENDERS	GP	MP	GF	GA	ENG	SO	AVG	SHOTS	SPCT.	W-L-T
Wregget (P)	2	118:51	7	5	0	0	2.52	63	.921	1-1-0
PITTSBURGH TOTAL	2	120:00	7	5	0	0	2.50	63	.921	1-1-0
Essensa (W)	2	120:00	5	7	0	0	3.50	58	.879	1-1-0
WINNIPEG TOTAL	2	120:00	5	7	0	0	3.50	58	.879	1-1-0

POWER PLAY GOALS:

PITTSBURGH (3 for 10) - Mullen, Murphy, Stevens
WINNIPEG (1 for 8) - Tkachuk

All-Time vs Jets	GP	W	L	T	PTS	GF	GA
Pittsburgh Home	22	15	7	0	30	91	66
Pittsburgh Away	21	11	9	1	23	78	80
1979-1993 TOTAL	43	26	16	1	53	169	146

LAST WIN BY:

PITTSBURGH at Home:	December 8, 1992 (5-2)	(0-0-0 since last win)
PITTSBURGH on Road:	November 8, 1991 (3-1)	(0-1-0 since last win)
WINNIPEG at Home:	January 10, 1993 (3-2)	(0-0-0 since last win)
WINNIPEG on Road:	January 28, 1992 (4-0)	(0-1-0 since last win)

Teemu Selanne, who shattered every major rookie record in 1992-93, won the Calder Memorial Trophy as the league's top rookie, becoming the second Jets player to win this award (Dale Hawerchuk) ...Selanne was the only rookie to lead his team in scoring last season...Bob Essensa set a club record for the most games in a season by a goaltender (67) and tied the club record for the most wins in a season by a goaltender (33) in 1992-93.



RON WILSON

MIGHTY DUCKS OF ANAHEIM



TROY LONEY

Location: 2695 E. Katella Ave., P.O. Box 61077, Anaheim, CA 92803-6177

Founded: 1992

President: Tony Tavares

General Manager: Jack Ferreira

Head Coach: Ron Wilson

NHL Career Record (Seasons): First Season

Assistant Coaches: Al Sims and Tim Army

Director of Public Relations: Bill Robertson

Public Relations Assistant: Rob Scichilli

Trainer: Blynn DeNiro

Arena (Capacity): Anaheim Arena-The Pond (17,250)

General Office Phone: (714) 704-2700

Press Box Phone: TBA

FAX Phone: (714) 704-2743

Starting Times of Games: WN-7:35; Sun.-7:05;

Mat.-1:05 except Feb. 11-6:05 and Apr. 2-5:05

Team Colors: Purple, Teal, Silver and White

Radio: KLAC 570 AM

Commercial TV: KCAL

Cable TV: Prime Ticket


THIS YEAR'S SCHEDULE

Nov. 7	at	Anaheim	10:05*
Feb. 24	at	Pittsburgh	7:35
* Pittsburgh Time			



ROGER NIELSON

FLORIDA PANTHERS



J. VANBIESBROUCK

Location: 100 NE Third Ave., 10th Floor, Ft. Lauderdale, FL 33301

Founded: 1992

President: William A. Torrey

General Manager: Bob Clarke

Head Coach: Roger Nielson

NHL Career Record (Seasons): 328-270-109 (11)

Assistant Coach: Craig Ramsay

Goaltending Coach: Bill Smith

Director of Public and Media Relations: Greg Bouris

Public/Media Relations Associates: Ron Colangelo and Kevin Dessart

Trainer: David Settlemyer

Arena (Capacity): Miami Arena (14,500)

General Office Phone: (305) 768-1900

Press Box Phone: TBA

FAX Phone: (305) 768-9870

Starting Times of Games: WN-7:35; Sun.-6:05 except Jan. 1-12:05

Team Colors: Red, Navy Blue and Yellow Gold

Radio: WQAM 560 AM

Commercial TV: WBFS-TV 33

Cable TV: Sunshine Network

THIS YEAR'S SCHEDULE

Oct. 12	at	Florida	7:35
Jan. 13	at	Pittsburgh	7:35
Feb. 1	at	Pittsburgh	7:35
Feb. 26	at	Florida	7:35

PENGUINS HISTORY



HISTORY OF THE PENGUINS' UNIFORM



When the Pittsburgh Penguins made their NHL debut at the Civic Arena on October 11, 1967, the team wore the colors of dark blue, light blue, and white. Both the home (white) and away (light blue) uniforms simply had "Pittsburgh" written diagonally down the front of the sweater with three dark blue stripes around the sleeves and bottom. The logo, although not on the sweater, had a hockey-playing penguin in a scarf over an inverted triangle, symbolizing the golden triangle of downtown Pittsburgh. The penguin and triangle were set inside a circle bearing the team name.

In the following season, 1968-69, the uniforms were changed so that the logo appeared on the game sweaters. The logo remained essentially the same, although the penguin was no longer wearing a scarf. The white home sweater had a wide band of dark blue around each sleeve and the bottom while the light blue away sweater had bands of white trimmed in dark blue.

The uniforms were changed again four years later, in the 1972-73 season. The circle around the logo was removed, leaving only the penguin and triangle. Added to the uniforms were inserts of color on the shoulders.

On January 30, 1980, the Penguins wore the colors of black and gold for the first time. With the Steelers capturing their fourth Super Bowl title and the Pirates winning the World Series in the same year, the struggling Penguins hoped to gain some fan support by aligning their colors with the other teams in the "City of Champions."

Boston protested the color change to the NHL, arguing that black and gold had always been exclusively associated with the Bruins. However, the Penguins prevailed by virtue of a precedent set by the old Pittsburgh Hockey Club of the late 1920's, which wore black and gold. The Pens' new uniforms were the same design as the previous ones, with black replacing dark blue and gold replacing light blue. From the 1981-82 season through the 1984-85 season, the team alternated wearing gold sweaters with the white at home.




The black and gold uniforms remained unchanged until last season, 1992-93. One year after buying the franchise, Howard Baldwin's ownership group decided to modernize the penguin and triangle logo, gearing it more for the 90's. The white home sweaters feature the new logo on the front and gold shoulder inserts. The black away sweaters have the city's name diagonally down the front, much like the original uniforms, and the new logo on each shoulder.


Andy Bathgate scored the first Penguins goal on October 11, 1967 vs Montreal. Les Binkley posted the Penguins first shutout with a 1-0 victory vs Oakland on November 4, 1967.




◀ Penguins left wing Billy Dea is shown with the original uniform worn only during the 1967-68 season.



Mario Lemieux wears the current home uniform with the modernized Penguins logo. ▶



▲ The 1970-71 Penguins squad displayed the original team logo on their jerseys.



◀ In 1981-82, goaltender Michel Dion and teammates wore an enlarged Penguin logo on their uniforms



Goaltender Tom Barrasso is shown in the team's current road uniform which resembles the original uniform worn during the 1967-68 season. ▶

PENGUINS YEAR-BY-YEAR


YEAR	GP	W	L	T	PTS	GF	GA	PCT
1967-68	74	27	34	13	67	195	216	.453
1968-69	76	20	45	11	51	189	252	.336
1969-70	76	26	38	12	64	182	238	.421
1970-71	78	21	37	20	62	221	240	.397
1971-72	78	26	38	14	66	220	258	.423
1972-73	78	32	37	9	73	257	265	.468
1973-74	78	28	41	9	65	242	273	.417
1974-75	80	37	28	15	89	326	289	.556
1975-76	80	35	33	12	82	#339	303	.513
1976-77	80	34	33	13	81	240	252	.506
1977-78	80	25	37	18	68	254	#321	.425
1978-79	80	36	31	13	85	281	279	.531
1979-80	80	30	37	13	73	251	303	.456
1980-81	80	30	37	13	73	302	345	.456
1981-82	80	31	36	13	75	310	337	.469
1982-83	80	18	#53	9	45	257	#394	.281
1983-84	80	16	*58	6	38	254	*390	.238
1984-85	80	24	#51	5	53	276	#385	.331
1985-86	80	34	38	8	76	313	305	.475
1986-87	80	30	38	12	72	297	290	.450
1987-88	80	36	35	9	81	#319	#316	.506
1988-89	80	40	33	7	87	#347	#349	.544
1989-90	80	32	40	8	72	#318	#359	.450
1990-91	80	#41	33	6	#88	#342	#305	.550
1991-92	80	39	32	9	87	*343	#308	.544
1992-93	84	*56	21	7	*119	#367	#268	*.708

* - Indicates a League Leading Figure # - Indicates a Division Leading Figure

PENGUINS HOME AND AWAY RECORDS

	HOME							AWAY						
	GP	W	L	T	PTS	GF	GA	GP	W	L	T	PTS	GF	GA
1967-68	37	15	12	10	40	115	101	37	12	22	3	27	80	115
1968-69	38	12	20	6	30	99	113	38	8	25	5	21	90	139
1969-70	38	17	13	8	42	105	108	38	9	25	4	22	77	130
1970-71	39	18	12	9	45	126	92	39	3	25	11	17	95	148
1971-72	39	18	15	6	42	132	125	39	8	23	8	24	88	133
1972-73	39	24	11	4	52	150	104	39	8	26	5	21	107	161
1973-74	39	15	18	6	36	124	116	39	13	23	3	29	118	157
1974-75	40	25	5	10	60	192	113	40	12	23	5	29	134	176
1975-76	40	23	11	6	52	196	137	40	12	22	6	30	143	166
1976-77	40	22	12	6	50	139	119	40	12	21	7	31	101	133
1977-78	40	16	15	9	41	143	147	40	9	22	9	27	111	174
1978-79	40	23	12	5	51	152	120	40	13	19	8	34	129	159
1979-80	40	20	13	7	47	145	134	40	10	24	6	26	106	169
1980-81	40	21	16	3	45	160	154	40	9	21	10	28	143	191
1981-82	40	21	11	8	50	167	143	40	10	25	5	25	142	194
1982-83	40	14	22	4	32	134	170	40	4	31	5	13	123	224
1983-84	40	7	29	4	18	132	182	40	9	29	2	20	122	208
1984-85	40	17	20	3	37	150	171	40	7	31	2	16	126	214
1985-86	40	20	15	5	45	155	133	40	14	23	3	31	158	172
1986-87	40	19	15	6	44	164	145	40	11	23	6	28	133	145
1987-88	40	22	12	6	50	171	140	40	14	23	3	31	148	176
1988-89	40	24	13	3	51	185	159	40	16	20	4	36	162	190
1989-90	40	22	15	3	47	178	166	40	10	25	5	25	140	193
1990-91	40	25	12	3	53	184	132	40	16	21	3	35	158	173
1991-92	40	21	13	6	48	192	154	40	18	19	3	39	151	154
1992-93	42	32	6	4	68	202	128	42	24	15	3	51	165	140
TOTALS	1031	513	368	150	1176	3992	3506	1031	291	606	134	716	3250	4334

ON THIS DATE IN PENGUINS HISTORY



Penguins capture their first Stanley Cup Championship on May 25, 1991

June 5, 1967 – Pittsburgh franchise joins the National Hockey League.

October 11, 1967 – Penguins first NHL game at the Civic Arena vs Montreal. Penguins lose to Montreal, 2-1, with 9,307 fans on hand. Andy Bathgate scores the Penguins first goal.

October 13, 1967 – Penguins first victory as they defeat St. Louis, 3-1, on the road.

October 18, 1967 – Andy Bathgate records first hat trick in club history vs Minnesota.

November 4, 1967 – Les Binkley records the club's first shutout (1-0) vs California.

February 3, 1968 – Penguins first sellout at Civic Arena vs Toronto (12,563)

March 22, 1968 – Donald Parsons heads a Michigan group which purchases 80% of the Penguins franchise.

April 1, 1970 – Penguins defeat Philadelphia, 4-1, to clinch second place in the Western Division, putting them in playoffs for the first time.

April 8, 1970 – Penguins defeat Oakland, 2-1, in club's first playoff game

May 21, 1970 – Jack Riley, club's general manager for first three years, is promoted to president and coach Red Kelly is promoted to general manager/coach.

March 3, 1971 – Les Binkley records his 11th career shutout with Penguins which is still a club record.

April 13, 1971 – Michel Briere dies from injuries suffered in an auto accident on May 15, 1970.

April 21, 1971 – Thayer Potter heads a Pittsburgh group which buys team.

January 29, 1972 – Red Kelly steps down as general manager but remains coach and Jack Riley regains general manager duties.

January 13, 1973 – Jack Button named a general manager and Ken Schinkel is named coach of Penguins.

January 30, 1973 – Greg Polis wins MVP honors at NHL All-Star Game in New York after scoring two goals.

January 13, 1974 – Jack Button named general manager of Penguins.

January 22, 1975 – Syl Apps named MVP in NHL All-Star Game in Montreal after scoring two goals.

February 22, 1975 – Penguins defeat St. Louis, 3-2, to establish a 20-game home unbeaten streak which is still a club record.

June 13, 1975 – Pittsburgh Penguins declare bankruptcy.

July 11, 1975 – Albert Savill, Otto Frenzel and Wren Blair buy Penguins.

July 29, 1975 – Marc Boileau rehired as coach.

March 24, 1976 – Jean Pronovost becomes the first Penguin to score 50 goals in a season and Pierre Larouche becomes first Penguin to record 100 points in one season vs Boston.

December 3, 1976 – Aldege "Baz" Bastien named club's general manager.

October 19, 1977 – Bob Prince debuts as the club's television play-by-play announcer.

April 5, 1978 – Edward J. DeBartolo takes control of the club, having purchased one-third of the franchise the year before.

April 14, 1979 – George Ferguson scores in OT to eliminate Buffalo in preliminary round of playoffs.

ON THIS DATE IN PENGUINS HISTORY

January 3, 1980 – Penguins defeat NYI, 4-3, to gain first place in the Norris Division for the first time in club history.

January 30, 1980 – Black & Gold uniform worn for first time vs St. Louis.

December 13, 1980 – Paul Gardner becomes first Penguin player to score four goals in one game in a 6-5 loss to Philadelphia.

July 15, 1980 – Ed Johnston named coach of Penguins.

April 15, 1981 – Mike Crombeen scores at 5:16 of second OT period to lead St. Louis to 4-3 win in the deciding game of the preliminary round of playoffs.

June 3, 1981 – Randy Carlyle named to NHL First All-Star Team.

June 4, 1981 – Randy Carlyle wins the Norris Trophy and Rick Kehoe wins the Lady Byng Trophy.

July 1, 1981 – Edward J. DeBartolo takes over the Civic Arena.

February 21, 1982 – Penguins defeat the NYI, 4-3, to break their 15-game winning streak.

April 13, 1982 – John Tonelli scores at 6:10 of OT to give the NY Islanders a 4-3 win in the deciding game of the preliminary round of the playoffs.

March 15, 1983 – General Manager Baz Bastien dies as a result of an auto accident.

May 27, 1983 – Ed Johnston is promoted to general manager.

June 4, 1984 – Bob Berry named head coach.

June 9, 1984 – Penguins draft Mario Lemieux, Doug Bodger & Roger Belanger in first round of Entry Draft marking the first time in club history that Pittsburgh selected more than one player in first round. It is also the first time that the Penguins have chosen first overall.

June 19, 1984 – Mario Lemieux signs a contract with Penguins.

February 12, 1985 – Mario Lemieux is named MVP in NHL All-Star Game in Calgary after scoring 2 goals and 1 assist.

April 7, 1985 – Mario Lemieux scores his 100th point to become third rookie in NHL History to score 100 or more points in a season.

June 12, 1985 – Mario Lemieux wins the Calder Memorial Trophy.

February 15, 1986 – Mario Lemieux records his 100th point vs Vancouver to become the first Penguin player to record two consecutive 100 point seasons.

May 26, 1986 – Mario Lemieux wins the Lester B. Pearson Award presented by Players' Association to the Outstanding Player in NHL.

October 22, 1986 – Penguins defeat Buffalo, 5-4, in OT to extend their club record start of the season winning streak to seven games.

January 30, 1987 – Civic Arena hosts its first AHL Game since 1966 as Baltimore defeats Sherbrooke, 4-3.

April 13, 1987 – Head coach Bob Berry and his assistant Jim Roberts are relieved of coaching duties with Pittsburgh.

May 11, 1987 – Penguins and Baltimore Skipjacks agree to terminate their working agreement.

May 26, 1987 – Penguins and Muskegon Lumberjacks of IHL sign a working agreement.

June 4, 1987 – Pierre Creamer is named as head coach.

February 9, 1988 – Mario Lemieux is named MVP in NHL All-Star Game in St. Louis after scoring 3 goals, including the game winner in OT, and 3 assists.

April 14, 1988 – Tony Esposito is hired by Penguins and assumes duties of Vice-President & General Manager.

June 8, 1988 – Mario Lemieux wins the Art Ross and Hart Memorial Trophies, thus becoming the first Penguin to win either award.

June 14, 1988 – Pierre Creamer is relieved of his coaching duties with Pittsburgh.

June 15, 1988 – Mario Lemieux wins the Lester B. Pearson Award for the second time in his career.

June 28, 1988 – Gene Ubriaco named head coach.

April 25, 1989 – Mario Lemieux ties two NHL Playoff Records with five goals and eight points in one playoff game vs Philadelphia in the Penguins 10-7 win.

June 7, 1989 – Mario Lemieux wins his second consecutive Art Ross Trophy as the league's top scorer with 199 points.

December 5, 1989 – Craig Patrick is named general manager/head coach replacing Tony Esposito and Gene Ubriaco.

January 21, 1990 – Pittsburgh's Civic Arena plays host to the NHL All-Star Game for the first time and Penguin center Mario Lemieux wins the MVP award. Lemieux scores 4 goals on his way to his third All-Star MVP award.

February 14, 1990 – Mario Lemieux's 46-game point scoring streak is halted at the NY Rangers as he leaves the game midway in second period with a back injury. Lemieux would miss the next 21 games before returning for the final game of the year.

June 12, 1990 – Bob Johnson is hired as the head coach and Scott Bowman is named as director of development and recruitment.

March 26, 1991 – Penguins win their first division title, capturing the Patrick Division Title with a 7-4 win at Detroit.

ON THIS DATE IN PENGUINS HISTORY

April 25, 1991 – With a 4-1 win vs Washington, the Penguins win their first Patrick Division Playoff Championship.

May 11, 1991 – The Penguins earn the right to play in their first Stanley Cup championship series, beating the Boston Bruins to capture their first ever Wales Conference Championship.

May 25, 1991 – With an 8-0 victory over the Minnesota North Stars, the Penguins become Stanley Cup Champions for the first time in their 24-year history.

June 24, 1991 – The Penguins visit the White House and meet President George Bush, the first NHL team invited to the White House.

August 29, 1991 – Penguins head coach Bob Johnson is diagnosed with brain tumors, and has surgery that night.

October 1, 1991 – Scott Bowman is named interim head coach.

October 19, 1991 – Stanley Cup Championship Banners are raised at the Civic Arena in a pre-game ceremony.

November 19, 1991 – The National Hockey League confirms Howard Baldwin, Morris Belzberg and Thomas Ruta as new Penguins ownership.

November 26, 1991 – Bob Johnson passes away at his home in Colorado Springs, CO. at the age of 60.

January 18, 1992 – Pittsburgh has a record five players in the NHL All-Star Game at Philadelphia. Mario Lemieux, Kevin Stevens, Jaromir Jagr and Paul Coffey are named to the starting Wales Conference lineup while Bryan Trottier is added to the team in the veterans category.

January 30, 1992 – Craig Patrick is signed to a five-year contract as the general manager and executive vice president.

April 1, 1992 – NHL players go on strike.

April 10, 1992 – NHL players' strike ends.

April 12, 1992 – NHL games resume after the conclusion of the players' strike.

May 13, 1992 – Penguins defeat the NY Rangers in six games to capture the Patrick Division Playoff Title.

May 23, 1992 – Penguins defeat the Boston Bruins in four games to win the Wales Conference Championship for the second consecutive season.

June 1, 1992 – Penguins defeat the Chicago Blackhawks in four games to win back-to-back Stanley Cup Championships.

June 11, 1992 – Paul Martha joins Pittsburgh law firm and remains Penguins' general counsel.

June 12, 1992 – Penguins unveil new team logo at a press conference.

June 23, 1992 – Bob Johnson, Rick Kehoe and Jean Pronovost are named charter members of the Penguins Hall of Fame.

October 5, 1992 – Mario Lemieux signs a multi-year contract.

October 6, 1992 – Scott Bowman is named head coach.

October 8, 1992 – Stanley Cup Banners are raised in a pre-game ceremony at the Civic Arena.

October 22, 1992 – Formal inductions of the Charter member of the Penguins Hall of Fame are held in a pre-game ceremony.

January 12, 1993 – The Penguins announce that Mario Lemieux has been diagnosed with Hodgkin's disease.

March 2, 1993 – Mario Lemieux returns to the Penguins lineup in Philadelphia after missing the previous 23 games.

March 28, 1993 – The Penguins win their second Patrick Division Title with a 4-1 victory at Washington.

April 3, 1993 – Penguins win their first ever Presidents' Trophy as the NHL's best team with a 5-3 win at Quebec.

April 9, 1993 – Penguins set NHL record for the longest winning streak in NHL history, with their 16th consecutive win, a 10-4 victory at the NY Rangers. The Penguins extend the record to 17 games with a 4-2 win vs the Rangers on April 10.

May 14, 1993 – David Volek scores at 5:16 of OT to give the NY Islanders a 4-3 win in the deciding game of the Patrick Division Finals.

June 15, 1993 – Jack Kelley named Penguins president.

June 17, 1993 – Mario Lemieux wins the Hart Memorial Trophy, the Art Ross Trophy and the Masterton Trophy.

June 17, 1993 – Mario Lemieux is named to the NHL First All-Star Team, while Tom Barrasso, Larry Murphy and Kevin Stevens are named to the NHL's Second All-Star Team.

June 22, 1993 – Ed Johnston named head coach.

June 29, 1993 – The Penguins and the Russian Central Red Army Team announce working agreement.

MICHEL BRIERE MEMORIAL TROPHY ROOKIE OF THE YEAR

The Michel Briere Memorial Trophy is awarded to the Penguins player judged to be the best rookie on the team. The trophy is in memory of the late Michel Briere, who was an outstanding rookie in his only season in Pittsburgh in 1969-70.

1967-68 Les Binkley
1968-69 Jean Pronovost
1969-70 Michel Briere
1970-71 Greg Polis
1971-72 Dave Burrows
1972-73 No Winner
1973-74 Ron Lalonde
1974-75 Pierre Larouche
1975-76 No Winner
1976-77 Greg Malone
1977-78 Peter Lee
1978-79 Greg Millen & Rod Schutt
1979-80 Paul Marshall

1980-81 Mark Johnson
1981-82 Mike Bullard
1982-83 Dave Hannan
1983-84 Roberto Romano
1984-85 Mario Lemieux
1985-86 Jim Johnson
1986-87 No Winner
1987-88 Rob Brown
1988-89 Zarley Zalapski
1989-90 Mark Recchi
1990-91 Jaromir Jagr
1991-92 Jim Paek
1992-93 Shawn McEachern




Bernie Hanchak, Sports Nutrition Sales Manager for General Nutrition Centers presents forward Shawn McEachern with Rookie of the Year Award.

BILL MCCrackEN MEMORIAL AWARD UNSUNG HERO

The Bill McCracken Memorial Award is presented to the team's Unsung Hero, a player who consistently gives 150 percent effort but receives little recognition.

1969-70 Val Fonteyne
1970-71 Bob Blackburn
1971-72 Duane Rupp
1972-73 Lowell MacDonald
1973-74 Ron Schock
1974-75 Gary Inness
1975-76 Ron Stackhouse
1976-77 Wayne Bianchin
1977-78 Dave Schultz
1978-79 George Ferguson
1979-80 Russ Anderson
1980-81 Paul Gardner

1981-82 Pat Boutette
1982-83 Andre St. Laurent
1983-84 Gary Rissling
1984-85 Gary Rissling
1985-86 Randy Cunneynworth & Dave Hannan
1986-87 Dan Frawley
1987-88 Dave Hunter
1988-89 Bob Errey
1989-90 Bob Errey & Troy Loney
1990-91 Randy Gilhen
1991-92 Joe Mullen
1992-93 Ron Francis




Bill McCracken Jr. presents Ron Francis with the Unsung Hero Award.

PENGUINS TEAM AWARDS

BOWSER PONTIAC LEADING POINT SCORER AWARD

The Bowser Pontiac Leading Point Scorer Award is presented to the player who scores the most points during the regular season.

1967-68	Andy Bathgate	1980-81	Rick Kehoe
1968-69	Ken Schinkel	1981-82	Rick Kehoe
1969-70	Dean Prentice	1982-83	Doug Shedden
1970-71	Bryan Hextall	1983-84	Mike Bullard
1971-72	Syl Apps	1984-85	Mario Lemieux
1972-73	Syl Apps	1985-86	Mario Lemieux
1973-74	Syl Apps	1986-87	Mario Lemieux
1974-75	Ron Schock	1987-88	Mario Lemieux
1975-76	Pierre Larouche	1988-89	Mario Lemieux
1976-77	Jean Pronovost	1989-90	Mario Lemieux
1977-78	Jean Pronovost	1990-91	Mark Recchi
1978-79	Greg Malone	1991-92	Mario Lemieux
1979-80	Rick Kehoe	1992-93	Mario Lemieux




Gary Bowser of Bowser Pontiac, Oldsmobile, Subaru, and Isuzu and Gary Bowser, Jr. present the Leading Point Scorer Award to Penguins captain Mario Lemieux.

KOLMAN-ROLEX JEWELERS PLAYER'S PLAYER AWARD

The players hold a vote at the end of the season for the player they feel exemplifies leadership for the team, both on and off the ice, and a player who is dedicated to teamwork.

1968-69	Val Fonteyne	1980-81	Rick Kehoe
1969-70	Jean Pronovost & Dean Prentice	1981-82	Mike Bullard
1970-71	Jean Pronovost	1982-83	Pat Boutette
1971-72	Jean Pronovost	1983-84	Denis Herron
1972-73	Lowell MacDonald	1984-85	Warren Young
1973-74	Jean Pronovost	1985-86	Terry Ruskowski
1974-75	Ron Schock	1986-87	Dan Quinn & Randy Cunneyworth
1975-76	Jean Pronovost	1987-88	Mario Lemieux
1976-77	Denis Herron	1988-89	Randy Hillier
1977-78	Denis Herron	1989-90	Randy Hillier
1978-79	Greg Malone	1990-91	Mark Recchi
1979-80	Rick Kehoe	1991-92	Joe Mullen
		1992-93	Mario Lemieux




Michael and Cali Vesley of Kolman-Rolex Jewelers present the Player's Player award to Mario Lemieux.

PENGUINS TEAM AWARDS

FOODLAND MOST VALUABLE PLAYER AWARD

The Most Valuable Player Award is based on the overall contribution the player makes to the team.

1967-68	Les Binkley	1979-80	George Ferguson
1968-69	Keith McCreary	1980-81	Randy Carlyle
1969-70	Jean Pronovost	1981-82	Michel Dion
1970-71	Ron Schock	1982-83	Doug Shedden
1971-72	Jean Pronovost	1983-84	Mike Bullard
1972-73	Dave Burrows	1984-85	Mario Lemieux
1973-74	Syl Apps, Dave Burrows, Jean Pronovost, Lowell MacDonald	1985-86	Mario Lemieux
1974-75	Ron Schock & Ron Stackhouse	1986-87	Mario Lemieux
1975-76	Pierre Larouche	1987-88	Mario Lemieux
1976-77	Dunc Wilson	1988-89	Mario Lemieux
1977-78	Pete Mahovich	1989-90	Mario Lemieux
1978-79	Ron Stackhouse & Orest Kindrachuk	1990-91	Mark Recchi
		1991-92	Mario Lemieux
		1992-93	Mario Lemieux




Randy Deuser, Executive Vice President of Foodland, presents the Most Valuable Player Award to Mario Lemieux.

BOOSTER CLUB AWARD

The Penguins Booster Club makes an annual presentation known as the Three Star Award. Booster Club members vote for three stars after every home game and tally their votes at the end of the regular season for the winner.

1974-75	Vic Hadfield	1983-84	Mike Bullard
1975-76	Dave Burrows	1984-85	Mario Lemieux
1976-77	Dunc Wilson	1985-86	Mario Lemieux
1977-78	Denis Herron	1986-87	Mario Lemieux
1978-79	Randy Carlyle	1987-88	Mario Lemieux
1979-80	George Ferguson	1988-89	Mario Lemieux
1980-81	Randy Carlyle	1989-90	Mario Lemieux
1981-82	Michel Dion	1990-91	Mark Recchi
1982-83	Michel Dion	1991-92	Mario Lemieux
		1992-93	Mario Lemieux



Booster Club members Jeanne Ley and Patty Kotsenas present the Three Star Award to Mario Lemieux.

PENGUINS TEAM AWARDS

BAZ BASTIEN MEMORIAL "GOOD GUY" AWARD

The Good Guy Award is presented by the Pittsburgh Chapter of the Professional Hockey Writers Association to the player who the local members of the PHWA want to acknowledge for his cooperation throughout the year. The award is presented in memory of the late Aldege "Baz" Bastien, Penguins General Manager from 1976 to 1983.

1983-84	Gary Rissling
1984-85	Gary Rissling
1985-86	Terry Ruskowski
1986-87	Dan Frawley
1987-88	Randy Cunneyworth

1988-89	Jim Johnson
1989-90	Troy Loney
1990-91	Phil Bourque
1991-92	Larry Murphy
1992-93	Kevin Stevens




Ron Simmons of Simmons Business Systems presents the PHWA's Good Guy Award to Kevin Stevens.

DONADEO-SULLIVAN MEMORIAL AWARD MASTERTON NOMINEE

The Pittsburgh Chapter of the Professional Hockey Writers Association votes for the Pittsburgh Penguins Masterton nominee. Each NHL team selects a Masterton candidate from which the overall winner is chosen. The Masterton candidate is nominated as the player who best exemplifies the qualities of perseverance, sportsmanship and dedication to hockey.

1982-83	Greg Malone
1983-84	Denis Herron
1984-85	Gary Rissling & Warren Young
1985-86	Terry Ruskowski
1986-87	Randy Cunneyworth

1987-88	Randy Hillier
1988-89	Phil Bourque
1989-90	Mario Lemieux
1990-91	Mario Lemieux
1991-92	Joe Mullen
1992-93	Mario Lemieux




Dan Wahl, President of Lifestyle Insurance Services and Lifestyle Limosine Service presents Mario Lemieux with the Penguins Masterton Nominee Award.

PENGUINS TEAM AWARDS

THE EDWARD J. DEBARTOLO AWARD

The Edward J. DeBartolo Award recognizes the player who has donated a tremendous amount of time during the season working on community and charity projects.

1991-92 Troy Loney & Phil Bourque
1992-93 Jim Paek & Shawn McEachern




Tony Liberati, Senior Vice President of the Edward J. DeBartolo Corporation, presents Jim Paek and Shawn McEachern with the Edward J. DeBartolo Award.

DEFENSIVE PLAYER OF THE YEAR AWARD


The Defensive Player of the Year Award recognizes the player who excels defensively for the team.

1992-93 Tom Barrasso



Penguins' President Jack Kelley presents the first annual Defensive Player of the Year Award to Tom Barrasso.

Charlie Blasko of Greensburg Salem Wins 1993 Bob Johnson Scholarship



The Johnson Scholarship was started in 1992 and is presented annually to a Western Pennsylvania high school senior for academic excellence, community involvement and for providing leadership, sportsmanship and a positive attitude as a member of his school's hockey program. Students must have a minimum grade point average of 3.20 to qualify for the scholarship.

Blasko, a 5-10, 165 pound center, is Greensburg Salem's all-time leading scorer, having recorded 224 goals and 147 assists for 371 points during his five varsity seasons. He is a three-time Western Pennsylvania interscholastic Hockey League All-Star team selection. Blasko served as captain of his team for the 1992-93 season and led Greensburg Salem to a 15-8-2 record while scoring 58 goals and 33 assists for 91 points. He played under Head Coach David Small.

Blasko has also been a member of the Pittsburgh Amateur Penguins and has been selected to play for Team Pittsburgh at the United States Invitational in each of the past two seasons. He will play Junior A hockey for one year before attending college, where he will pursue a career in science or medicine.

PENGUINS HALL OF FAME

In June of 1992, Jean Pronovost, Rick Kehoe and the late Bob Johnson were selected as the charter members of the Pittsburgh Penguins Hall of Fame. They were formally inducted on October 22, 1992 prior to the Penguins-Detroit game at the Civic Arena.

BOB JOHNSON

Bob Johnson coached the Penguins to their first-ever Stanley Cup Championship in 1990-91. Johnson, an outstanding college coach and former head coach of the Calgary Flames, became head coach of the Penguins on June 12, 1990, and led Pittsburgh to its first-ever Patrick Division title, with 88 points. The Penguins then went on to win the Patrick Division playoff title and the Wales Conference Trophy to earn the club's first trip to the Stanley Cup Finals. The Penguins reached the mountaintop on May 25, 1991, with an 8-0 win at Minnesota, capturing the Stanley Cup. Johnson became only the second American-born coach to win the Cup. Only three short months later, he was stricken with brain tumors. And two months later, on November 26, 1991, he passed away at his home in Colorado. Thanks in large part to Coach Bob Johnson, it will always be "A Great Day for Hockey" in Pittsburgh.

JEAN PRONOVOST

Pronovost played 10 seasons with the Penguins (1968-69 to 1977-78) and has played in more Pens games than any other player (753). A right wing, Pronovost was the first Penguins' player to score 50 goals in a season (52 in 1975-76). He led the team in goal scoring five times and in points twice, and recorded 20 or more goals in nine of his 10 seasons with the Penguins, while playing in over 70 games in eight of those 10 seasons. Pronovost ranks second in club history with 316 goals, third in points (603), fifth in assists (287), second in game-winning goals (42) and third in power play goals (70). He represented the Penguins in the mid-season NHL All-Star Game on four occasions, and served as team captain during the 1977-78 season.

RICK KEHOE

Acquired from Toronto on September 13, 1974, Kehoe played 10 seasons with Pittsburgh (1974-75 to 1984-85). A right winger, he scored a career-high 55 goals in the 1980-81 season. Only Mario Lemieux has more goals in a single season with the Penguins. With Pittsburgh, Kehoe led the team in goals and points on three occasions. He recorded 25 or more goals in nine of his 10 seasons as a Penguin, while topping the 30-goal mark five times. With 636 points as a Penguin, Kehoe ranks second in club history in points, trailing only Lemieux, second in games played (722), third in goals (312), fourth in assists (324), second in power play goals (95), and second in hat tricks (8). He played in the NHL All-Star Game twice and won the Lady Byng Trophy in 1981.



(L-R) Mario Lemieux, Scott Bowman, Martha Johnson, Rick Kehoe, Kevin Stevens, Mario Faubert, Jean Pronovost, Syl Apps and Larry Murphy took part in the Hall of Fame induction ceremonies.

1967-68 PENGUINS REVIEW

SEASON HIGHLIGHTS

- Andy Bathgate scores the first franchise goal on Oct. 11 vs. Montreal.
- Pens record first victory on Oct. 13 at St. Louis, 3-1.
- Pens record first home victory Oct. 21 in a 4-2 win over Chicago and become first expansion team to beat an established NHL team.
- Les Binkley records first Penguins shutout Nov. 4 at Oakland, 1-0.
- Ken Schinkel represents Penguins on NHL All-Star Team.
- Penguins win four games in a row Mar. 26 to Mar 31.



VAL FONTEYNE

MAJOR TRADES

- Feb. 27, 1968** - Obtained Wayne Hicks from Philadelphia for Art Stratton.
June 6, 1967 - Obtained Paul Andrea, Dunc McCallum and George Konik from New York Rangers for Larry Jeffrey.

FINAL STATISTICS

SCORING

Players	GP	G	A	PTS	PIM
Andy Bathgate	74	20	39	59	55
Ab McDonald	74	22	21	43	38
Art Stratton					
Pitt.	58	16	21	37	16
Phil.	12	0	4	4	4
Total	70	16	25	41	20
Ken Schinkel	57	14	25	39	19
Earl Ingarfield	50	15	22	37	12
Val Fonteyne	69	6	28	34	0
Gene Ubriaco	65	18	15	33	16
Noel Price	70	6	27	33	48
Paul Andrea	65	11	21	32	2
Billy Dea	73	16	12	28	6
Keith McCreary	70	14	12	26	44
Leo Boivin	73	9	13	22	74
Wayne Hicks					
Phil.	32	2	7	9	6
Pitt.	15	4	7	11	2
Total	47	6	14	20	8
Bob Dillabough	47	7	12	19	18
Bob Rivard	27	5	12	17	4
Bill Speer	68	3	13	16	44
George Konik	52	7	8	15	26
Al MacNeil	74	2	10	12	58
Dunc McCallum	32	0	2	2	36
Dick Mattiussi	32	0	2	2	18
Mel Pearson	2	0	1	1	0
Ted Lanyon	5	0	0	0	4
Hank Bassen	25	0	0	0	8
Les Binkley	54	0	0	0	0

GOALTENDING

PLAYERS (W-L-T)	GP	MP	GA	SO	GAA
Les Binkley (20-24-10)	54	3141	151	6	2.88
Hank Bassen (7-10-3)	25	1299	62	1	2.86
TOTALS (27-34-13)	74	4440	216	7	2.92

FINAL WEST DIVISION STANDINGS

TEAMS	GP	W	L	T	GF	GA	PTS
Philadelphia	74	31	32	11	173	179	73
Los Angeles	74	31	33	10	200	224	72
St. Louis	74	27	31	16	177	191	70
Minnesota	74	27	32	15	191	226	69
Pittsburgh	74	27	34	13	195	216	67
Oakland	74	15	42	17	153	219	47

GAME-BY-GAME RESULTS


DATE	W-L-T	SCORE	OPPONENT	DATE	W-L-T	SCORE	OPPONENT
Oct. 11	L 1-2		MONTREAL	Jan. 7	L 1-3		PHILADELPHIA
Oct. 13	W 3-1		St. Louis	Jan. 10	L 3-4		MONTREAL
Oct. 14	L 2-4		ST. LOUIS	Jan. 12	W 4-3		TORONTO
Oct. 18	T 3-3		MINNESOTA	Jan. 13	L 0-7		Toronto
Oct. 19	L 0-1		Philadelphia	Jan. 17	T 1-1		Oakland
Oct. 21	W 4-2		CHICAGO	Jan. 19	L 2-3		Los Angeles
Oct. 22	L 4-6		New York	Jan. 20	W 8-5		DETROIT
Oct. 25	W 4-1		OAKLAND	Jan. 21	L 3-4		Minnesota
Oct. 28	L 3-5		LOS ANGELES	Jan. 27	T 3-5		LOS ANGELES
Oct. 29	L 2-4		Boston	Jan. 28	W 1-0		Boston
Nov. 1	W 4-1		Minnesota	Jan. 31	L 4-9		St. Louis
Nov. 4	W 1-0		Oakland	Feb. 1	W 2-0		ST. LOUIS
Nov. 8	T 1-1		PHILADELPHIA	Feb. 3	T 3-3		TORONTO
Nov. 9	L 1-5		Detroit	Feb. 7	W 4-1		Oakland
Nov. 11	L 1-5		ST. LOUIS	Feb. 8	L 1-3		Los Angeles
Nov. 15	W 5-0		PHILADELPHIA	Feb. 10	T 2-2		NEW YORK
Nov. 18	W 5-3		St. Louis	Feb. 14	W 1-3		MINNESOTA
Nov. 22	W 4-1		BOSTON	Feb. 16	L 1-3		ST. LOUIS
Nov. 24	L 3-5		Los Angeles	Feb. 17	L 3-4		Montreal
Nov. 25	T 2-2		Oakland	Feb. 21	T 1-1		PHILADELPHIA
Nov. 29	W 6-1		OAKLAND	Feb. 24	L 1-3		OAKLAND
Dec. 2	L 1-4		NEW YORK	Feb. 25	W 2-1		Philadelphia
Dec. 3	L 1-6		Detroit	Feb. 27	L 3-5		BOSTON
Dec. 6	L 2-7		Chicago	Mar. 2	T 6-6		OAKLAND
Dec. 9	W 3-2		Minnesota	Mar. 6	L 2-4		St. Louis
Dec. 10	L 4-7		MINNESOTA	Mar. 7	T 2-2		Minnesota
Dec. 13	W 2-1		Toronto	Mar. 9	W 3-1		LOS ANGELES
Dec. 16	T 1-1		CHICAGO	Mar. 13	L 3-4		Chicago
Dec. 17	L 1-2		Philadelphia	Mar. 16	L 4-6		Montreal
Dec. 21	L 1-4		Los Angeles	Mar. 17	L 0-3		New York
Dec. 23	W 4-0		MINNESOTA	Mar. 20	W 4-2		ST. LOUIS
Dec. 25	W 4-3		LOS ANGELES	Mar. 23	L 0-3		Minnesota
Dec. 27	T 0-0		OAKLAND	Mar. 24	T 4-4		MINNESOTA
Dec. 29	L 1-2		St. Louis	Mar. 25	W 2-1		Los Angeles
Dec. 30	L 2-5		DETROIT	Mar. 27	W 7-4		Oakland
Jan. 4	W 4-3		LOS ANGELES	Mar. 30	W 2-0		Philadelphia
Jan. 6	T 2-2		PHILADELPHIA	Mar. 31	W 5-1		PHILADELPHIA

*Home games in capital letters

1968-69 PENGUINS REVIEW

SEASON HIGHLIGHTS

- Penguins record first win ever at Montreal on Jan. 2, 5-2.
- Ken Schinkel named to Western Division All-Star Team.
- Keith McCreary scores 25 goals to lead the Penguins.



KEN SCHINKEL

FINAL STATISTICS

SCORING

Players	GP	G	A	PTS	PIM
Ken Schinkel	76	18	34	52	18
Charlie Burns	76	13	38	51	22
Keith McCreary	70	25	23	48	42
Earl Ingarfield	66	16	30	46	12
Jean Pronovost	76	16	25	41	41
Gene Ubriaco	75	19	18	37	28
Lou Angotti	71	17	20	37	36
Val Fonteyne	74	12	17	29	2
Wally Boyer	62	10	19	29	17
Bob Woytowich	71	9	20	29	62
Leo Boivin	69	6	19	25	42
Billy Harris	73	7	17	24	10
George Swarbrick	69	4	19	23	103
Noel Price	73	2	18	20	61
Bob Dillabough	62	7	12	19	6
Billy Dea	66	10	8	18	4
Dunc McCallum	62	5	13	18	81
Duane Rupp	59	5	11	16	32
Paul Andrea	25	7	6	13	2
Dick Mattiussi	36	1	11	12	30
Bryan Watson	68	2	7	9	132
Bill Speer	34	1	4	5	27
Tracy Pratt	18	0	5	5	34
Ron Snell	4	3	1	4	6
Doug Barrie	8	1	1	2	8
Gary Swain	9	1	1	2	0
John Arbour	17	0	2	2	35
Jean Guy Lagace	17	0	1	1	14
Bill Lecaine	4	0	0	0	0
Joe Daley	29	0	0	0	2
Les Binkley	50	0	0	0	0
Marv Edwards	1	0	0	0	0

GOALTENDING

PLAYERS (W-L-T)	GP	MP	GA	SO	GAA
Joe Daley (10-13-3)	29	1615	87	2	3.23
Les Binkley (10-31-8)	50	2885	158	0	3.29
Marv Edwards (0-1-0)	1	60	3	0	3.00
TOTALS (20-45-11)	76	4560	252	2	3.32

MAJOR TRADES

- June 11, 1968 - Obtained Lou Angotti from St. Louis for Ab McDonald.
- Nov. 29, 1968 - Obtained Billy Harris from Oakland for Bob Dillabough.
- Jan. 24, 1969 - Obtained Duane Rupp from Minnesota for Leo Boivin.
- Jan. 30, 1969 - Obtained George Swarbrick, Bryan Watson and Tracy Pratt from Oakland for Earl Ingarfield, Dick Mattiussi and Gene Ubriaco.

FINAL WEST DIVISION STANDINGS


TEAMS	GP	W	L	T	GF	GA	PTS
St. Louis	76	37	25	14	204	157	88
Oakland	76	29	36	11	219	251	69
Philadelphia	76	20	35	21	174	225	61
Los Angeles	76	24	42	10	185	260	58
Pittsburgh	76	20	45	11	189	252	51
Minnesota	76	18	43	15	189	270	51

GAME-BY-GAME RESULTS

DATE	W-L-T	SCORE	OPPONENT	DATE	W-L-T	SCORE	OPPONENT
Oct. 12	T 1-1		MONTREAL	Jan. 9	L 7-2		MINNESOTA
Oct. 16	T 2-2		Toronto	Jan. 11	L 4-2		OAKLAND
Oct. 17	L 3-0		Philadelphia	Jan. 12	L 8-4		Boston
Oct. 19	L 5-1		BOSTON	Jan. 15	W 3-1		Minnesota
Oct. 23	L 8-5		CHICAGO	Jan. 16	L 3-2		Detroit
Oct. 26	W 4-2		ST. LOUIS	Jan. 18	L 4-0		Los Angeles
Oct. 30	L 7-3		New York	Jan. 19	L 6-3		Oakland
Nov. 2	L 3-2		Los Angeles	Jan. 23	L 3-1		MINNESOTA
Nov. 3	W 3-1		Oakland	Jan. 25	L 2-0		TORONTO
Nov. 6	L 3-1		ST. LOUIS	Jan. 26	L 5-3		Philadelphia
Nov. 7	L 5-4		Montreal	Jan. 29	L 2-1		ST. LOUIS
Nov. 9	L 3-0		PHILADELPHIA	Feb. 1	T 2-2		PHILADELPHIA
Nov. 13	L 6-5		Chicago	Feb. 2	L 7-3		New York
Nov. 14	L 6-4		CHICAGO	Feb. 5	W 3-2		NEW YORK
Nov. 16	L 2-1		NEW YORK	Feb. 8	L 4-2		LOS ANGELES
Nov. 20	T 5-2		Toronto	Feb. 9	L 3-1		Minnesota
Nov. 21	W 3-1		OAKLAND	Feb. 12	L 2-0		St. Louis
Nov. 23	T 2-2		LOS ANGELES	Feb. 15	T 4-4		OAKLAND
Nov. 27	W 3-2		TORONTO	Feb. 16	L 4-0		MONTREAL
Nov. 28	W 3-2		Chicago	Feb. 19	W 3-0		BOSTON
Nov. 30	W 4-2		Los Angeles	Feb. 20	L 3-0		Detroit
Dec. 1	T 4-4		Oakland	Feb. 22	L 3-2		DETROIT
Dec. 4	L 7-2		DETROIT	Feb. 27	W 4-3		CHICAGO
Dec. 7	T 1-1		St. Louis	Mar. 1	T 3-3		Toronto
Dec. 8	L 4-1		TORONTO	Mar. 2	L 4-0		Boston
Dec. 11	W 4-2		Minnesota	Mar. 5	W 4-2		ST. LOUIS
Dec. 14	L 2-1		LOS ANGELES	Mar. 8	L 5-3		NEW YORK
Dec. 15	L 5-3		Boston	Mar. 12	L 4-3		New York
Dec. 17	L 8-2		Philadelphia	Mar. 15	L 3-1		Los Angeles
Dec. 21	L 3-1		MINNESOTA	Mar. 16	L 7-2		Oakland
Dec. 22	L 3-1		Chicago	Mar. 19	L 3-2		BOSTON
Dec. 25	W 6-3		DETROIT	Mar. 20	L 5-3		Montreal
Dec. 26	L 3-2		St. Louis	Mar. 22	W 2-1		St. Louis
Dec. 28	L 4-3		OAKLAND	Mar. 23	W 5-0		MINNESOTA
Dec. 31	L 4-3		MONTREAL	Mar. 25	W 3-1		New York
Jan. 2	W 5-2		Montreal	Mar. 26	W 8-4		LOS ANGELES
Jan. 4	T 1-1		PHILADELPHIA	Mar. 29	T 3-3		PHILADELPHIA
Jan. 5	L 2-1		Detroit	Mar. 30	W 2-1		PHILADELPHIA

SEASON HIGHLIGHTS

- Leonard "Red" Kelly is named Penguins coach on July 2.
- Bob Woytowich and Dean Prentice are named to Western Division All-Star Team.
- Dean Prentice leads Penguins in scoring with 26-25-51.
- Penguins make playoffs for the first time, sweeping Oakland, 4-0, in the Quarter-Finals, before losing to St. Louis, 4-2, in the Semi-Finals.
- Red Kelly is named Hockey News "Coach of the Year".



MICHEL BRIERE

MAJOR TRADES

- June 6, 1969 - Obtained Ron Schock and Craig Cameron from St. Louis for Lou Angotti and a first round choice in the 1971 Amateur Draft.
- Oct. 28, 1969 - Obtained Mike McMahon from Detroit for Billy Dea.

FINAL STATISTICS

SCORING

PLAYERS	GP	G	A	PTS	PIM
Dean Prentice	75	26	25	51	14
Ken Schinkel	72	20	25	45	19
Michel Briere	76	12	32	44	20
Jean Pronovost	72	20	21	41	45
Bob Woytowich	68	8	25	33	49
Bryan Hextall	66	12	19	31	87
Ron Schock	76	8	21	29	40
Keith McCreary	60	18	8	26	67
Glen Sather	76	12	14	26	114
Val Fonteyne	68	11	15	26	2
Wally Boyer	72	11	12	23	34
Nick Harbaruk	74	5	17	22	56
Jim Morrison	59	5	15	20	40
Duane Rupp	64	2	14	16	18
Tracy Pratt	65	5	7	12	124
Bob Blackburn	60	4	7	11	51
Bryan Watson	61	1	9	10	189
Mike McMahon	12	1	3	4	19
Rick Kessel	8	1	2	3	2
Ron Snell	3	0	1	1	0
George Swarbrick	12	0	1	1	8
Les Binkley	27	0	1	1	0
Dunc McCallum	14	0	0	0	16
Al Smith	46	0	0	0	20
Bench					4

GOALTENDING

PLAYERS (W-L-T)	GP	MP	GA	SO	GAA
Joe Daley (1-5-3)	9	528	26	0	2.95
Al Smith (15-20-8)	46	2555	129	2	3.03
Les Binkley (10-13-1)	27	1477	79	3	3.21
TOTALS (26-38-12)	76	4560	234	5	3.13

FINAL WEST DIVISION STANDINGS

TEAMS	GP	W	L	T	GF	GA	PTS
St. Louis	76	37	27	12	224	179	86
Pittsburgh	76	26	38	12	182	238	64
Minnesota	76	19	35	22	224	257	60
Oakland	76	22	40	14	169	243	58
Philadelphia	76	17	35	24	197	225	58
Los Angeles	76	14	52	10	168	290	38

GAME-BY-GAME RESULTS

DATE	W-L-T	SCORE	OPPONENT	DATE	W-L-T	SCORE	OPPONENT
Oct. 11	T	2-2	OAKLAND	Jan. 14	L	0-5	Chicago
Oct. 15	T	3-3	PHILADELPHIA	Jan. 17	L	0-4	Toronto
Oct. 18	T	3-3	BOSTON	Jan. 18	W	6-4	Philadelphia
Oct. 19	L	0-4	Boston	Jan. 21	T	3-3	OAKLAND
Oct. 21	L	3-4	Oakland	Jan. 24	W	4-2	LOS ANGELES
Oct. 22	L	0-2	Los Angeles	Jan. 25	L	1-3	Boston
Oct. 25	W	4-1	Minnesota	Jan. 28	T	4-4	TORONTO
Oct. 29	L	1-3	NEW YORK	Jan. 31	W	2-1	ST. LOUIS
Nov. 1	W	6-3	MINNESOTA	Feb. 1	L	0-6	New York
Nov. 2	L	3-4	Detroit	Feb. 4	W	7-5	Minnesota
Nov. 5	L	2-4	DETROIT	Feb. 7	W	3-1	LOS ANGELES
Nov. 8	L	1-4	CHICAGO	Feb. 8	W	6-3	MINNESOTA
Nov. 12	W	3-0	Toronto	Feb. 11	L	1-7	Chicago
Nov. 13	L	0-4	St. Louis	Feb. 14	L	0-3	BOSTON
Nov. 15	W	3-1	LOS ANGELES	Feb. 15	W	4-2	Detroit
Nov. 19	L	0-4	ST. LOUIS	Feb. 17	W	4-2	PHILADELPHIA
Nov. 22	W	5-3	PHILADELPHIA	Feb. 19	W	6-1	Los Angeles
Nov. 23	L	2-3	Chicago	Feb. 21	L	3-6	Oakland
Nov. 26	T	4-4	Minnesota	Feb. 25	L	2-3	Montreal
Nov. 29	W	5-3	OAKLAND	Feb. 26	W	1-0	LOS ANGELES
Nov. 30	T	3-3	Philadelphia	Feb. 28	W	3-2	OAKLAND
Dec. 3	W	2-1	DETROIT	Mar. 4	W	2-1	MONTREAL
Dec. 6	L	0-5	Toronto	Mar. 5	L	3-5	Detroit
Dec. 7	W	3-2	TORONTO	Mar. 7	T	2-2	ST. LOUIS
Dec. 10	W	2-0	Los Angeles	Mar. 8	T	0-0	New York
Dec. 12	L	1-4	Oakland	Mar. 11	T	2-2	Oakland
Dec. 14	L	1-2	Boston	Mar. 12	L	1-4	Los Angeles
Dec. 17	L	2-5	MONTREAL	Mar. 14	L	3-6	Minnesota
Dec. 20	L	4-6	BOSTON	Mar. 18	L	0-2	NEW YORK
Dec. 21	L	0-4	Philadelphia	Mar. 19	L	1-3	St. Louis
Dec. 26	W	3-2	New York	Mar. 21	L	3-5	CHICAGO
Dec. 27	L	0-3	CHICAGO	Mar. 22	L	4-5	Montreal
Dec. 31	W	4-2	MONTREAL	Mar. 25	W	2-0	MINNESOTA
Jan. 3	L	0-6	St. Louis	Mar. 28	W	2-1	Philadelphia
Jan. 4	T	4-4	TORONTO	Mar. 29	T	5-5	ST. LOUIS
Jan. 7	L	3-5	NEW YORK	Apr. 1	W	4-1	PHILADELPHIA
Jan. 8	L	1-3	Montreal	Apr. 4	L	1-3	St. Louis
Jan. 10	L	3-5	DETROIT	Apr. 5	L	1-5	MINNESOTA

1970-71 PENGUINS REVIEW

SEASON HIGHLIGHTS

- Penguins suffer through an 18-game (0-11-7) road winless streak from Oct. 25 through Jan. 14.
- Penguins reel off a seven-game home winning streak from Jan. 13 through Feb. 13.
- Greg Polis is named to the Western Division All-Star Team.
- Les Binkley records his 11th career shutout on Mar. 3, which is still a club record.
- Jean Pronovost scores five points (2G, 3A) on Mar. 24 vs. Detroit.
- Penguins set a team record with 18 home wins.
- Twenty ties is also a Penguins record.



BRYAN HEXTALL

MAJOR TRADES

- Jan. 26, 1971 - Obtained Syl Apps and Sheldon Kannegiesser from New York Rangers for Glen Sather.
 Jan. 31, 1971 - Obtained Jean Guy Lagace from Buffalo for Terry Bell.

FINAL STATISTICS

SCORING

PLAYERS	GP	G	A	PTS	PIM
Bryan Hextall	76	16	32	48	133
Jean Pronovost	78	21	24	45	35
Andy Bathgate	76	15	29	44	34
Wally Boyer	68	11	30	41	30
Ron Schock	71	14	26	40	20
Dean Prentice	69	21	17	38	18
Ken Schinkel	50	15	19	34	6
Keith McCreary	59	21	12	33	24
Greg Polis	61	18	15	33	40
Duane Rupp	59	5	28	33	34
Dunc McCallum	77	9	20	29	95
Bob Woytowich	78	4	22	26	30
Nick Harbaruk	78	13	12	25	108
Syl Apps	31	9	16	25	19
Rod Zaine	37	8	5	13	21
Val Fonteyne	70	4	9	13	0
Glen Sather	46	8	3	11	96
Jim Morrison	73	0	10	10	32
Bob Blackburn	64	4	5	9	54
Bryan Watson	42	2	6	8	119
John Stewart	15	2	1	3	9
Robin Burns	10	0	3	3	4
Yvon Labre	21	1	1	2	19
Rick Kessell	6	0	2	2	2
Shel. Kannegiesser	18	0	2	2	29
Steve Cardwell	5	0	1	1	15
Lowell MacDonald	10	0	1	1	0
Paul Hoganson	2	0	0	0	0
Cam Newton	5	0	0	0	4
Les Binkley	34	0	0	0	0
Al Smith	47	0	0	0	41
Bench					6

GOALTENDING

PLAYERS (W-L-T)	GP	MP	GA	SO	GAA
Les Binkley (11-11-10)	34	1870	89	2	2.85
Al Smith (9-22-9)	45	2472	128	2	3.10
Cam Newton (1-3-1)	5	281	16	0	3.41
Paul Hoganson (0-1-0)	2	57	7	0	7.36
TOTALS (21-37-20)	78	4680	240	4	3.07

FINAL WEST DIVISION STANDINGS


TEAMS	GP	W	L	T	GF	GA	PTS
Chicago	78	49	20	9	277	184	107
St. Louis	78	34	25	19	223	208	87
Philadelphia	78	28	33	17	207	225	73
Minnesota	78	28	34	16	191	223	72
Los Angeles	78	25	40	13	239	303	63
Pittsburgh	78	21	37	20	221	240	62
California	78	20	53	5	199	320	45

GAME-BY-GAME RESULTS

DATE	W-L-T	SCORE	OPPONENT	DATE	W-L-T	SCORE	OPPONENT
Oct. 10	L 1-2		BUFFALO	Jan. 6	L 3-4		Philadelphia
Oct. 15	L 2-4		Minnesota	Jan. 8	L 2-5		Toronto
Oct. 17	T 0-0		PHILADELPHIA	Jan. 13	W 4-2		LOS ANGELES
Oct. 18	T 1-1		Buffalo	Jan. 14	T 2-2		Detroit
Oct. 21	L 2-4		Los Angeles	Jan. 16	W 4-3		Vancouver
Oct. 23	W 3-1		California	Jan. 20	W 4-2		California
Oct. 25	T 1-1		Vancouver	Jan. 21	L 2-4		Los Angeles
Oct. 28	W 5-3		LOS ANGELES	Jan. 23	W 4-1		VANCOUVER
Oct. 31	L 2-5		CHICAGO	Jan. 27	W 3-1		TORONTO
Nov. 1	L 2-3		Philadelphia	Jan. 28	L 1-4		Chicago
Nov. 4	W 8-3		VANCOUVER	Jan. 30	W 3-1		CHICAGO
Nov. 7	T 2-2		BOSTON	Feb. 3	W 6-1		CALIFORNIA
Nov. 8	T 3-3		Detroit	Feb. 5	T 2-2		St. Louis
Nov. 10	L 1-5		LOS ANGELES	Feb. 7	L 0-1		Chicago
Nov. 11	T 3-3		New York	Feb. 9	L 1-4		Montreal
Nov. 14	W 6-1		CALIFORNIA	Feb. 10	W 5-3		PHILADELPHIA
Nov. 19	L 0-1		ST. LOUIS	Feb. 13	W 5-4		CHICAGO
Nov. 21	W 6-1		DETROIT	Feb. 14	L 4-5		Minnesota
Nov. 22	L 2-4		Boston	Feb. 17	L 3-4		Toronto
Nov. 24	T 4-4		Toronto	Feb. 18	T 6-6		Buffalo
Nov. 25	T 4-4		BUFFALO	Feb. 20	L 0-2		NEW YORK
Nov. 28	L 1-5		Montreal	Feb. 24	T 5-5		ST. LOUIS
Nov. 29	L 2-6		New York	Feb. 27	L 0-4		NEW YORK
Dec. 2	T 3-3		MONTREAL	Feb. 28	L 2-4		Detroit
Dec. 5	W 3-1		VANCOUVER	Mar. 3	W 4-0		MONTREAL
Dec. 5	L 3-6		Boston	Mar. 6	L 3-6		Boston
Dec. 8	W 4-0		TORONTO	Mar. 7	T 3-3		CALIFORNIA
Dec. 9	T 2-2		Minnesota	Mar. 10	T 2-2		PHILADELPHIA
Dec. 11	L 2-3		St. Louis	Mar. 13	T 0-0		MINNESOTA
Dec. 12	L 0-1		MINNESOTA	Mar. 14	L 1-5		MONTREAL
Dec. 16	L 2-4		TORONTO	Mar. 17	L 2-5		California
Dec. 19	W 9-1		DETROIT	Mar. 19	L 4-6		Vancouver
Dec. 20	L 1-2		Chicago	Mar. 20	L 4-8		Los Angeles
Dec. 23	L 1-6		New York	Mar. 24	W 8-2		DETROIT
Dec. 25	L 4-8		Boston	Mar. 28	L 1-3		Philadelphia
Dec. 26	W 4-2		BOSTON	Mar. 31	L 4-6		BUFFALO
Dec. 30	T 3-3		Montreal	Apr. 1	T 3-3		Buffalo
Dec. 31	W 4-1		MINNESOTA	Apr. 3	L 3-4		St. Louis
Jan. 2	L 1-3		NEW YORK	Apr. 4	T 1-1		ST. LOUIS

SEASON HIGHLIGHTS

- Thayer R. "Tad" Potter becomes General Partner and Chief Executive Officer of the Penguins.
- Red Kelly relinquishes general manager duties. Jack Riley is then named GM.
- Jim Rutherford posts a seven-game unbeaten streak from Mar. 14 through Apr. 2.
- Syl Apps leads the team in scoring with 15-44-59.
- Jean Pronovost and Greg Polis each score a club record 30 goals.
- Penguins qualify for the playoffs, but are swept by Chicago, 4-0.



SYL APPS

MAJOR TRADES

- June 8, 1971 - Claimed Rene Robert from Toronto in NHL Inter-League Draft.
- Jan. 11, 1972 - Obtained Al McDonough from Los Angeles for Bob Woytowich.
- Mar. 4, 1972 - Obtained Eddie Shack from Buffalo for Rene Robert.

FINAL STATISTICS

SCORING

PLAYERS	GP	G	A	PTS	PIM
Syl Apps	72	15	44	59	78
Jean Pronovost	68	30	23	53	12
Greg Polis	76	30	19	49	38
Ron Schock	77	17	29	46	22
Ken Schinkel	74	15	30	45	8
Bryan Hextall	78	20	24	44	126
Darryl Edestrand	77	10	23	33	52
Bob Leiter	78	14	17	31	18
Nick Harbaruk	78	12	17	29	46
Duane Rupp	34	4	18	22	32
Bryan Watson	75	3	17	20	212
Vai Fonteyne	68	6	13	19	0
Al McDonough	37	7	11	18	8
Rene Robert	49	7	11	18	42
Steve Cardwell	28	7	8	15	18
Eddie Shack	13	5	9	14	12
Dave Burrows	77	2	10	12	48
Tim Horton	44	2	9	11	40
John Stewart	25	2	8	10	23
Keith McCreary	33	4	4	8	22
Joe Noris	35	2	5	7	20
Shel. Kannegiesser	54	2	4	6	47
Bob Woytowich	31	1	4	5	8
Bill Hicke	12	2	0	2	6
Brian McKenzie	6	1	1	2	4
Wally Boyer	1	0	1	1	0
Rick Kessel	3	0	1	1	0
Roy Edwards	15	0	1	1	0
Robin Burns	5	0	0	0	8
Les Binkley	31	0	0	0	2
Jim Rutherford	40	0	0	0	16
Bench					8

GOALTENDING

PLAYERS (W-L-T)	GP	MP	GA	SO	GAA
Roy Edwards (2-8-4)	15	847	36	0	2.55
Jim Rutherford (17-15-5)	40	2160	116	1	3.22
Les Binkley (7-15-5)	31	1673	98	0	3.51
TOTAL (26-38-14)	78	4680	250	1	3.30

FINAL WEST DIVISION STANDINGS

TEAMS	GP	W	L	T	GF	GA	PTS
Chicago	78	46	17	15	256	166	107
Minnesota	78	37	29	12	212	191	86
St. Louis	78	28	39	11	208	247	67
Pittsburgh	78	26	38	14	220	258	66
Philadelphia	78	26	38	14	200	236	66
California	78	21	39	18	216	288	60
Los Angeles	78	21	49	9	206	305	49

GAME-BY-GAME RESULTS

DATE	W-L-T	SCORE	OPPONENT	DATE	W-L-T	SCORE	OPPONENT
Oct. 9	W	3-2	PHILADELPHIA	Jan. 8	L	0-4	CHICAGO
Oct. 10	L	1-2	Buffalo	Jan. 9	L	2-4	Detroit
Oct. 13	W	4-1	Los Angeles	Jan. 12	T	2-2	BOSTON
Oct. 16	W	2-1	Vancouver	Jan. 13	L	1-7	Montreal
Oct. 17	W	4-2	California	Jan. 15	W	4-2	PHILADELPHIA
Oct. 20	W	8-1	LOS ANGELES	Jan. 19	L	1-6	VANCOUVER
Oct. 23	L	2-5	CHICAGO	Jan. 22	L	0-1	St. Louis
Oct. 24	T	1-1	New York	Jan. 23	T	3-3	MONTREAL
Oct. 27	L	4-6	CALIFORNIA	Jan. 26	L	1-2	ST. LOUIS
Oct. 28	L	0-2	Minnesota	Jan. 29	L	2-4	CHICAGO
Oct. 30	T	1-1	NEW YORK	Jan. 30	L	0-4	Philadelphia
Oct. 31	L	1-3	Detroit	Feb. 3	W	4-3	St. Louis
Nov. 3	L	3-5	California	Feb. 5	L	1-8	Los Angeles
Nov. 5	L	2-4	Vancouver	Feb. 9	W	4-1	Toronto
Nov. 7	L	1-4	Chicago	Feb. 10	W	6-1	LOS ANGELES
Nov. 9	W	4-1	St. Louis	Feb. 12	L	3-8	NEW YORK
Nov. 10	W	3-1	VANCOUVER	Feb. 13	W	6-4	VANCOUVER
Nov. 13	W	6-4	LOS ANGELES	Feb. 16	W	4-2	TORONTO
Nov. 16	L	1-5	MINNESOTA	Feb. 17	W	2-0	Buffalo
Nov. 18	L	3-4	Minnesota	Feb. 19	L	2-6	DETROIT
Nov. 20	L	2-4	ST. LOUIS	Feb. 20	L	0-2	Minnesota
Nov. 21	L	3-7	CHICAGO	Feb. 23	0-2		Toronto
Nov. 24	L	1-2	TORONTO	Feb. 26	W	5-2	PHILADELPHIA
Nov. 27	L	1-3	Montreal	Feb. 27	L	3-5	Montreal
Dec. 1	W	4-2	DETROIT	Mar. 2	W	7-4	DETROIT
Dec. 4	W	4-2	NEW YORK	Mar. 4	W	4-2	MINNESOTA
Dec. 5	L	3-5	Boston	Mar. 5	L	3-6	Detroit
Dec. 8	T	1-1	CALIFORNIA	Mar. 8	L	4-5	MONTREAL
Dec. 11	T	3-3	BUFFALO	Mar. 11	T	2-2	BOSTON
Dec. 12	L	1-6	New York	Mar. 12	T	4-4	Boston
Dec. 15	L	2-3	Toronto	Mar. 14	W	7-4	Vancouver
Dec. 18	L	3-4	BOSTON	Mar. 18	T	4-4	Los Angeles
Dec. 19	T	2-2	Boston	Mar. 19	T	3-3	California
Dec. 22	L	2-5	New York	Mar. 22	L	3-4	BUFFALO
Dec. 25	W	4-2	MONTREAL	Mar. 25	W	3-2	MINNESOTA
Dec. 26	L	1-6	Philadelphia	Mar. 26	T	2-2	Buffalo
Dec. 28	L	2-4	TORONTO	Mar. 29	W	5-4	CALIFORNIA
Dec. 31	T	3-3	BUFFALO	Apr. 1	T	4-4	Philadelphia
Jan. 5	T	3-3	Chicago	Apr. 2	W	6-2	ST. LOUIS

1972-73 PENGUINS REVIEW

SEASON HIGHLIGHTS

- Al McDonough records three hat tricks, Oct. 11 at St. Louis, Nov. 18 vs. Atlanta and Nov. 22 vs. St. Louis.
- Penguins set NHL records for the fastest five goals (2:07) and the fastest six goals (5:02) on Nov. 22 vs. St. Louis.
- Syl Apps records six points (3G, 3A) on Dec. 13 vs. New York Islanders.
- Ken Schinkel is named the third Penguins coach on Jan. 13, one day after retiring as a player.
- Greg Polis scores two goals in the All-Star Game at Madison Square Garden to win MVP honors.
- Penguins set club record with 73 points (32-37-9).
- Syl Apps sets club record with 85 points (29-56).
- Al McDonough sets club record with 35 goals.


FINAL STATISTICS

SCORING

PLAYERS	GP	G	A	PTS	PIM
Syl Apps	77	29	56	85	18
Al McDonough	78	35	41	76	26
Lowell MacDonald	78	34	41	75	8
Bryan Hextall	78	21	33	54	113
Greg Polis	78	26	23	49	36
Ron Schock	78	13	36	49	23
Eddie Shack	74	25	20	45	84
Jean Pronovost	66	21	22	43	16
Darryl Edestrand	78	15	24	39	88
Dave Burrows	78	3	24	27	42
Nick Harbaruk	78	10	15	25	47
Ken Schinkel	42	11	10	21	16
Duane Rupp	78	7	13	20	62
Jack Lynch	47	1	18	19	40
Bryan Watson	69	1	17	18	179
Rick Kessel	66	1	13	14	0
Jean Guy Lagace	31	1	5	6	32
Steve Cardwell	20	2	2	4	2
Jim Shires	18	1	2	3	2
Robin Burns	26	0	2	2	20
Jim Wiley	4	0	1	1	0
Cam Newton	11	0	1	1	2
Denis Herron	18	0	1	1	0
Sheldon Kannegiesser	3	0	0	0	0
Andy Brown	9	0	0	0	2
Ron Lalonde	11	0	0	0	2
Jim Rutherford	49	0	0	0	0
Bench					6

GOALTENDING

PLAYERS (W-L-T)	GP	MP	GA	SO	GAA
Jim Rutherford (20-22-5)	49	2660	129	3	2.91
Denis Herron (6-7-2)	18	967	55	2	3.41
Cam Newton (3-4-0)	11	533	35	0	3.94
Andy Brown (3-4-2)	9	520	41	0	4.73
TOTALS (32-37-9)	78	4680	260	5	3.40



DAVE BURROWS

MAJOR TRADES

Feb. 25, 1973 - Obtained Andy Brown from Detroit for a third round choice in the 1973 Amateur Draft and cash.

FINAL WEST DIVISION STANDINGS

TEAMS	GP	W	L	T	GF	GA	PTS
Chicago	78	42	27	9	284	225	93
Philadelphia	78	37	30	11	296	256	85
Minnesota	78	37	30	11	254	230	85
St. Louis	78	32	34	12	233	251	76
Pittsburgh	78	32	37	9	257	265	73
Los Angeles	78	31	36	11	232	245	73
Atlanta	78	25	38	15	191	239	65
California	78	16	46	16	213	323	48

GAME-BY-GAME RESULTS

DATE	W-L-T	SCORE	OPPONENT	DATE	W-L-T	SCORE	OPPONENT
Oct. 7	W 4-2		LOS ANGELES	Jan. 6	W 4-2		VANCOUVER
Oct. 11	W 5-2		St. Louis	Jan. 7	L 0-3		NY Rangers
Oct. 14	W 5-2		CALIFORNIA	Jan. 10	L 1-2		DETROIT
Oct. 15	L 4-8		Boston	Jan. 13	W 3-1		LOS ANGELES
Oct. 17	W 5-0		NY Islanders	Jan. 14	L 2-3		Detroit
Oct. 18	L 3-4		Toronto	Jan. 17	L 4-6		Montreal
Oct. 21	L 2-4		BOSTON	Jan. 18	L 2-5		MONTREAL
Oct. 24	W 4-0		Vancouver	Jan. 20	W 3-0		BOSTON
Oct. 27	L 3-6		California	Jan. 21	L 3-9		Chicago
Oct. 28	L 2-5		Los Angeles	Jan. 24	W 5-2		TORONTO
Nov. 1	L 1-7		MONTREAL	Jan. 25	L 3-6		Philadelphia
Nov. 2	L 2-4		Philadelphia	Jan. 27	L 3-5		PHILADELPHIA
Nov. 4	W 6-4		NY Rangers	Jan. 31	W 4-1		LOS ANGELES
Nov. 5	T 1-1		Detroit	Feb. 3	W 2-1		MINNESOTA
Nov. 8	W 5-2		PHILADELPHIA	Feb. 4	L 3-4		Minnesota
Nov. 11	L 3-4		VANCOUVER	Feb. 7	L 2-5		Montreal
Nov. 12	L 0-1		Buffalo	Feb. 10	L 3-6		Boston
Nov. 15	W 7-1		MINNESOTA	Feb. 14	W 6-2		VANCOUVER
Nov. 18	W 6-1		ATLANTA	Feb. 17	T 3-3		BUFFALO
Nov. 19	W 5-3		NY Rangers	Feb. 18	L 1-4		Buffalo
Nov. 22	W 10-4		ST. LOUIS	Feb. 20	W 4-0		NY Islanders
Nov. 25	T 2-2		NY ISLANDERS	Feb. 22	W 2-1		NY ISLANDERS
Nov. 26	L 2-6		Atlanta	Feb. 24	W 2-0		CHICAGO
Nov. 29	W 7-4		TORONTO	Feb. 25	L 1-2		Buffalo
Dec. 2	W 3-2		CHICAGO	Feb. 28	W 4-2		ST. LOUIS
Dec. 3	L 2-4		Chicago	Mar. 3	L 1-2		CALIFORNIA
Dec. 6	T 4-4		California	Mar. 4	L 2-5		MINNESOTA
Dec. 9	L 1-3		Los Angeles	Mar. 7	L 4-10		Minnesota
Dec. 13	W 9-1		NY ISLANDERS	Mar. 10	L 4-5		NY RANGERS
Dec. 16	W 5-3		ATLANTA	Mar. 11	L 2-3		Philadelphia
Dec. 17	L 1-9		NY Rangers	Mar. 14	W 3-2		Los Angeles
Dec. 19	L 2-3		BOSTON	Mar. 16	T 5-5		California
Dec. 23	L 3-6		Montreal	Mar. 17	L 1-6		Vancouver
Dec. 26	T 1-1		Detroit	Mar. 21	W 5-2		CALIFORNIA
Dec. 27	L 3-3		Toronto	Mar. 24	T 4-4		BUFFALO
Dec. 29	L 0-4		TORONTO	Mar. 25	T 4-2		Atlanta
Dec. 30	T 2-2		DETROIT	Mar. 28	W 6-3		ATLANTA
Jan. 2	L 4-5		St. Louis	Mar. 31	L 2-7		St. Louis
Jan. 3	W 5-3		Chicago	Apr. 1	W 5-4		PHILADELPHIA

SEASON HIGHLIGHTS

- Dave Burrows, Lowell McDonald and Al McDonough named to the Western Division All-Star Team.
- Marc Boileau replaces Ken Schinkel as head coach on Feb. 6, compiling a 14-10-4 record.
- Jean Pronovost scores a goal in seven consecutive games from Feb. 27 through Mar. 10.
- The "Century Line" of Syl Apps, Jean Pronovost and Lowell McDonald combines for 107 goals, the second highest-scoring line in the NHL.
- Apps finishes seventh in the league scoring race with 24 goals and 61 assists for 85 points.

FINAL STATISTICS

SCORING

PLAYERS	GP	G	A	PTS	PIM
Syl Apps	75	24	61	85	37
Lowell MacDonald	78	43	39	82	14
Jean Pronovost	77	40	32	72	22
Ron Schock	77	14	29	43	22
Al McDonough	37	14	22	36	12
Ron Stackhouse	69	6	29	35	66
Bob Kelly	67	16	18	34	123
Chuck Amason	74	20	11	31	17
Ab DeMarco	57	10	21	31	15
Greg Polis	41	14	13	27	32
Ron Lalonde	73	10	17	27	14
Steve Durbano	69	8	19	27	284
Wayne Bianchin	69	12	13	25	38
Bernie Lukowich	53	9	10	19	32
Bob McManama	47	5	14	19	18
Dave Burrows	71	3	14	17	30
Ted Snell	55	4	12	16	8
Nick Beverley	67	2	14	16	21
Blaine Stoughton	34	5	6	11	8
Bob Paradise	56	2	8	10	52
Bryan Hextall	37	2	7	9	39
Jean Guy Lagace	31	2	6	8	34
Jack Lynch	17	0	7	7	21
Bryan Watson	38	1	4	5	137
Yvon Labre	16	1	2	3	13
Larry Bignell	20	0	3	3	2
Jim Wiley	22	0	3	3	2
Ron Jones	25	0	3	3	15
Jim Rutherford	26	0	1	1	2
Darryl Edestrand	3	0	0	0	0
Hank Nowak	13	0	0	0	11
Denis Herron	5	0	0	0	0
Gary Inness	20	0	0	0	0
Andy Brown	36	0	0	0	60
Bench					10

GOALTENDING

PLAYERS (W-L-T)	GP	MP	GA	SO	GAA
Gary Inness (7-10-1)	20	1032	56	0	3.26
Jim Rutherford (7-12-4)	26	1432	82	0	3.44
Andy Brown (3-16-4)	36	1956	115	1	3.53
Denis Herron (1-3-0)	5	260	18	0	4.15
TOTALS (28-41-9)	78	4680	271	1	3.50

- McDonald finishes ninth in league scoring with 82 points (43-39).
- McDonald's 43 goals sets a Penguin record.
- Penguins select Pierre Larouche in the first round of the 1974 Amateur Draft.

MAJOR TRADES

- Oct. 25, 1973 - Obtained Nick Beverly from Boston for Darryl Edestrand.
- Jan. 4, 1974 - Obtained Chuck Amason and Bob Paradise from Atlanta for Al McDonough.
- Jan. 17, 1974 - Obtained Ron Stackhouse from Detroit for Jim Rutherford and Jack Lynch.
- Jan. 17, 1974 - Obtained Bob Kelly, Ab DeMarco and Steve Durbano from New York Rangers for Greg Polis, Bryan Watson and a second round choice in the 1974 Amateur Draft.

FINAL WEST DIVISION STANDINGS

TEAMS	GP	W	L	T	GF	GA	PTS
Philadelphia	78	50	16	12	273	164	112
Chicago	78	41	14	23	272	164	105
Los Angeles	78	33	33	12	233	231	78
Atlanta	78	30	34	14	214	238	74
Pittsburgh	78	28	41	9	242	273	65
St. Louis	78	26	40	12	206	248	64
Minnesota	78	23	38	17	235	275	63
California	78	13	55	10	195	342	36

GAME-BY-GAME RESULTS

DATE	W-L-T	SCORE	OPPONENT	DATE	W-L-T	SCORE	OPPONENT
Oct. 12	W	4-3	Atlanta	Jan. 12	W	5-2	BUFFALO
Oct. 13	L	3-4	NY RANGERS	Jan. 13	L	3-5	BOSTON
Oct. 17	W	4-2	Minnesota	Jan. 16	L	0-2	LOS ANGELES
Oct. 20	W	5-3	CALIFORNIA	Jan. 18	W	6-2	Vancouver
Oct. 21	L	2-8	Boston	Jan. 20	W	5-3	Philadelphia
Oct. 24	L	2-3	MONTREAL	Jan. 23	W	4-1	ST. LOUIS
Oct. 27	L	0-6	PHILADELPHIA	Jan. 26	L	0-2	LOS ANGELES
Oct. 28	W	7-2	NY Rangers	Jan. 27	L	5-6	Detroit
Oct. 31	T	1-1	Montreal	Jan. 30	L	1-4	NY RANGERS
Nov. 3	L	0-8	Toronto	Feb. 2	L	2-3	CHICAGO
Nov. 4	L	0-7	Philadelphia	Feb. 3	L	4-5	Boston
Nov. 7	T	1-1	NY ISLANDERS	Feb. 7	L	4-5	Philadelphia
Nov. 10	T	4-4	ATLANTA	Feb. 9	W	3-2	NY Islanders
Nov. 13	W	5-2	MINNESOTA	Feb. 10	L	3-5	Chicago
Nov. 15	L	3-5	St. Louis	Feb. 13	W	5-3	DETROIT
Nov. 17	L	1-4	CHICAGO	Feb. 16	W	7-3	CALIFORNIA
Nov. 18	L	0-7	NY Rangers	Feb. 20	T	1-1	ST. LOUIS
Nov. 21	W	5-4	VANCOUVER	Feb. 23	L	2-6	BOSTON
Nov. 22	W	4-2	Toronto	Feb. 24	W	4-2	Chicago
Nov. 24	L	2-5	MONTREAL	Feb. 27	W	4-1	LOS ANGELES
Nov. 28	L	3-4	TORONTO	Feb. 28	L	1-7	Montreal
Dec. 1	T	2-2	ATLANTA	Mar. 2	W	6-1	VANCOUVER
Dec. 2	L	1-2	Chicago	Mar. 5	W	2-1	NY Islanders
Dec. 5	L	1-4	Los Angeles	Mar. 7	T	2-2	Toronto
Dec. 7	L	3-4	California	Mar. 9	W	7-5	St. Louis
Dec. 8	L	2-3	Vancouver	Mar. 10	L	4-5	MONTREAL
Dec. 12	W	9-1	CALIFORNIA	Mar. 13	L	1-5	Los Angeles
Dec. 15	L	0-2	DETROIT	Mar. 15	W	6-1	California
Dec. 16	W	2-1	Atlanta	Mar. 16	W	8-6	Vancouver
Dec. 20	L	5-6	Boston	Mar. 20	T	1-1	NY ISLANDERS
Dec. 22	L	1-4	NY RANGERS	Mar. 23	L	1-5	Minnesota
Dec. 23	L	2-3	Buffalo	Mar. 24	W	8-0	DETROIT
Dec. 26	T	2-2	Detroit	Mar. 27	T	3-3	MINNESOTA
Dec. 28	L	1-3	ST. LOUIS	Mar. 30	L	3-4	St. Louis
Dec. 29	L	2-4	CHICAGO	Mar. 31	W	4-2	ATLANTA
Jan. 2	L	4-8	Minnesota	Apr. 2	L	2-3	NY Islanders
Jan. 3	L	1-6	Buffalo	Apr. 4	W	4-2	BUFFALO
Jan. 5	W	5-2	BUFFALO	Apr. 6	W	6-1	PHILADELPHIA
Jan. 9	L	4-6	TORONTO	Apr. 7	L	3-6	Atlanta

1974-75 PENGUINS REVIEW

SEASON HIGHLIGHTS

- Penguins play in Norris Division, Prince of Wales Conference, following NHL realignment.
- Syl Apps is named MVP of All-Star Game at Montreal Forum. He is joined on the Prince of Wales squad by teammates Pierre Larouche and Jean Pronovost.
- Pens record the 200th franchise victory with a 6-1 win over Chicago on Jan. 29 at the Civic Arena.
- Ron Stackhouse records six assists on Mar. 8 vs. Philadelphia.
- Pierre Larouche leads all NHL rookie scorers with 68 points (31-37).

FINAL STATISTICS

SCORING

PLAYERS	GP	G	A	PTS	PIM
Ron Schock	80	23	63	86	36
Syl Apps	79	24	55	79	43
Jean Pronovost	78	43	32	75	37
Vic Hadfield	78	31	42	73	72
Pierre Larouche	79	31	37	68	52
Rick Kehoe	76	32	31	63	22
Lowell MacDonald	71	27	33	60	24
Ron Stackhouse	72	15	45	60	52
Chuck Arnason	78	26	32	58	32
Bob Kelly	69	27	24	51	120
Barry Wilkins	65	5	30	35	103
Pete Laframboise	80	10	23	33	30
Colin Campbell	59	4	15	19	172
Bob Paradise	78	3	15	18	109
Dennis Owchar	46	6	11	17	67
Dave Burrows	78	2	15	17	49
Lew Morrison	70	7	9	16	10
Bob McManama	40	5	9	14	6
Nelson DeBenedet	31	6	3	9	11
Jean Guy Lagace	27	1	8	9	39
Kelly Pratt	22	0	6	6	15
Ab DeMarco	8	2	1	3	4
Ron Lalonde	24	0	3	3	0
Bob Stumpf	11	1	1	2	20
Michel Plasse	44	0	2	2	24
Gary Inness	57	0	2	2	2
Mario Faubert	10	1	0	1	6
Steve Durbano	1	0	1	1	10
Yves Bergeron	2	0	0	0	0
Wayne Bianchini	2	0	0	0	0
Denis Herron	3	0	0	0	0
Harvey Bennett	7	0	0	0	0
Bob Johnson	12	0	0	0	6
Bench					14

GOALTENDING

PLAYERS (W-L-T)	GP	MP	GA	SO	GAA
Gary Inness(24-18-10)	57	3122	161	2	3.09
Michel Plasse (9-5-4)	20	1094	73	0	4.00
Bob Johnson (3-4-1)	12	476	40	0	5.04
Denis Herron (1-1-0)	3	108	11	0	6.11
TOTALS (37-28-15)	80	4800	285	2	3.61

- Penguins set club record for wins (37) and points (89) in a season.
- Penguins squander 3-0 lead in playoffs to New York Islanders. It is only the second time in NHL history a team has rallied from a 3-0 deficit.

MAJOR TRADES

- Sept. 13, 1974 - Obtained Rick Kehoe from Toronto for Blaine Stoughton and a first round choice in the 1977 Amateur Draft.
- Nov. 4, 1974 - Obtained Barry Wilkins from Vancouver for Ab DeMarco.
- Dec. 14, 1974 - Obtained Lew Morrison from Washington for Ron Lalonde.
- Jan. 10, 1975 - Obtained Michel Plasse from Kansas City for Jean Guy Lagace and Denis Herron.

FINAL NORRIS DIVISION STANDINGS

TEAMS	GP	W	L	T	GF	GA	PTS
Montreal	80	47	14	19	374	225	113
Los Angeles	80	42	17	21	269	185	105
Pittsburgh	80	37	28	15	326	289	89
Detroit	80	23	45	12	259	335	58
Washington	80	8	67	5	181	446	21

GAME-BY-GAME RESULTS

DATE	W-L-T	SCORE	OPPONENT	DATE	W-L-T	SCORE	OPPONENT
Oct. 9	W	4-2	Minnesota	Jan. 11	W	6-3	CALIFORNIA
Oct. 12	W	7-2	DETROIT	Jan. 15	W	5-3	ATLANTA
Oct. 19	L	3-6	PHILADELPHIA	Jan. 18	T	4-4	BOSTON
Oct. 20	L	1-5	Atlanta	Jan. 19	W	3-2	Washington
Oct. 23	T	5-5	BOSTON	Jan. 22	W	7-5	CALIFORNIA
Oct. 26	L	4-5	NY RANGERS	Jan. 25	W	5-2	NY RANGERS
Oct. 29	L	0-2	Los Angeles	Jan. 26	L	2-7	Montreal
Nov. 1	L	4-7	Vancouver	Jan. 29	W	6-1	CHICAGO
Nov. 3	T	3-3	Chicago	Jan. 30	L	2-5	Detroit
Nov. 5	W	5-3	Kansas City	Feb. 1	T	4-4	St. Louis
Nov. 7	L	3-5	LOS ANGELES	Feb. 4	W	3-2	Vancouver
Nov. 9	W	5-2	CALIFORNIA	Feb. 5	W	3-2	Los Angeles
Nov. 10	L	3-8	Buffalo	Feb. 7	W	4-1	California
Nov. 13	W	8-2	NY ISLANDERS	Feb. 11	L	1-2	NY Islanders
Nov. 16	W	8-1	WASHINGTON	Feb. 12	T	3-3	BUFFALO
Nov. 17	W	6-0	Washington	Feb. 15	W	8-3	Toronto
Nov. 19	L	3-4	NY Islanders	Feb. 16	W	3-2	NY ISLANDERS
Nov. 20	W	8-5	Toronto	Feb. 19	T	2-2	LOS ANGELES
Nov. 23	T	0-0	LOS ANGELES	Feb. 22	W	3-2	ST. LOUIS
Nov. 24	L	5-7	NY Rangers	Feb. 23	L	1-3	DETROIT
Nov. 27	L	2-3	MONTREAL	Feb. 25	L	4-6	Boston
Nov. 30	T	5-5	BUFFALO	Feb. 26	W	3-1	WASHINGTON
Dec. 1	L	3-6	Buffalo	Mar. 1	W	7-3	VANCOUVER
Dec. 4	W	4-2	TORONTO	Mar. 2	W	8-6	NY Rangers
Dec. 7	L	2-5	Montreal	Mar. 5	T	4-4	Kansas City
Dec. 8	L	2-3	Boston	Mar. 8	W	8-2	PHILADELPHIA
Dec. 12	T	3-3	MONTREAL	Mar. 9	L	4-6	Buffalo
Dec. 14	W	6-3	CHICAGO	Mar. 12	W	5-3	BOSTON
Dec. 15	W	3-2	Detroit	Mar. 13	L	0-6	Philadelphia
Dec. 18	L	4-6	Toronto	Mar. 15	W	12-1	WASHINGTON
Dec. 19	T	4-4	KANSAS CITY	Mar. 16	W	6-3	KANSAS CITY
Dec. 21	L	7-8	Minnesota	Mar. 18	L	2-5	ST. LOUIS
Dec. 22	L	0-4	Philadelphia	Mar. 19	T	3-3	Vancouver
Dec. 26	T	2-2	ST. LOUIS	Mar. 22	L	0-4	Los Angeles
Dec. 28	T	3-3	ATLANTA	Mar. 25	W	6-4	MONTREAL
Dec. 30	W	7-5	TORONTO	Mar. 29	W	4-2	Detroit
Jan. 2	W	6-3	MINNESOTA	Mar. 30	W	4-1	MINNESOTA
Jan. 4	W	4-3	VANCOUVER	Apr. 2	L	0-6	Montreal
Jan. 8	L	5-7	Chicago	Apr. 5	W	7-1	DETROIT
Jan. 10	T	3-3	Atlanta	Apr. 6	L	4-8	Washington

1975-76 PENGUINS REVIEW

SEASON HIGHLIGHTS

- Jean Pronovost scores a point in 16 consecutive games from Nov. 1 through Dec. 3.
- Penguins reel off an 11-game unbeaten streak (7-0-4) from Feb. 7 through Feb. 28.
- Penguins set club records with 339 goals for and 303 goals against.
- Pierre Larouche finishes fifth in the league scoring race with 53 goals and 58 assists for 111 points, a Penguins single-season record.
- Jean Pronovost finishes eighth (52-52-104) and Syl Apps finishes 10th (32-67-99) in league scoring, the first time three Penguins have finished in the top 10.



JEAN PRONOVOST

MAJOR TRADES

- Dec. 16, 1975 - Obtained Stan Gilbertson from Washington for Harvey Bennett.
- Jan. 9, 1976 - Obtained Ed Gilbert, Simon Nolet and a first round choice in the 1976 Amateur Draft from Kansas City Scouts for Steve Durbano, Chuck Arnason and a first round choice in 1976 Amateur Draft.
- Mar. 8, 1976 - Obtained Ed Van Impe and Bob Taylor from Philadelphia for Gary Inness and future considerations.

FINAL STATISTICS

SCORING

PLAYERS	GP	G	A	PTS	PIM
Pierre Larouche	76	53	58	111	33
Jean Pronovost	80	52	52	104	24
Syl Apps	80	32	67	99	24
Rick Kehoe	71	29	47	76	6
Lowell MacDonald	69	30	43	73	12
Ron Stackhouse	80	11	60	71	76
Vic Hadfield	76	30	35	65	46
Ron Schock	80	18	44	62	28
Bob Kelly	77	25	30	55	149
Dave Burrows	80	7	22	29	51
Barry Wilkins	75	0	27	27	106
Stan Gilbertson	48	13	8	21	6
Simon Nolet	39	9	8	17	2
Colin Campbell	64	7	10	17	105
Dennis Owchar	54	5	12	17	19
Chuck Arnason	30	7	3	10	14
Lew Morrison	78	4	5	9	8
Mario Faubert	21	1	8	9	10
Steve Durbano	32	0	8	8	161
Harvey Bennett	25	3	3	6	53
Wayne Bianchin	14	1	5	6	4
Ed Van Impe	12	0	5	5	16
Bob McManama	12	1	2	3	4
Ed Gilbert	38	1	1	2	0
Jacques Cossette	7	0	2	2	9
Michel Plasse	56	0	2	2	18
Bob Taylor	2	0	0	0	0
Gordie Laxton	8	0	0	0	0
Bob Paradise	9	0	0	0	4
Gary Inness	23	0	0	0	2
Bench					14

GOALTENDING

PLAYERS (W-L-T)	GP	MP	GA	SO	GAA
Michel Plasse (24-19-10)	55	3096	178	2	3.45
Gary Inness (8-9-2)	23	1212	82	0	4.06
Gordie Laxton (3-4-0)	8	414	31	0	4.49
Bob Taylor (0-1-0)	2	78	7	0	5.38
TOTALS (35-33-12)	80	4800	298	2	3.79

FINAL NORRIS DIVISION STANDINGS

TEAMS	GP	W	L	T	GF	GA	PTS
Montreal	80	58	11	11	337	174	127
Los Angeles	80	38	33	9	263	265	85
Pittsburgh	80	35	33	12	339	303	82
Detroit	80	26	44	10	226	300	62
Washington	80	11	59	10	224	394	32


GAME-BY-GAME RESULTS

DATE	W-L-T	SCORE	OPPONENT	DATE	W-L-T	SCORE	OPPONENT
Oct. 7	W	4-2	WASHINGTON	Jan. 11	L	0-6	Buffalo
Oct. 11	W	7-5	WASHINGTON	Jan. 13	L	2-6	Boston
Oct. 15	W	8-4	Toronto	Jan. 15	L	1-4	Philadelphia
Oct. 18	W	6-1	DETROIT	Jan. 17	W	3-2	BUFFALO
Oct. 21	L	1-7	MONTREAL	Jan. 18	W	8-3	NY RANGERS
Oct. 25	T	4-4	PHILADELPHIA	Jan. 22	L	3-4	MONTREAL
Oct. 30	L	0-4	Los Angeles	Jan. 24	W	8-2	WASHINGTON
Nov. 1	L	3-7	Minnesota	Jan. 25	T	1-1	MINNESOTA
Nov. 2	L	2-7	Buffalo	Jan. 29	W	6-2	KANSAS CITY
Nov. 5	W	7-6	NY ISLANDERS	Jan. 31	T	4-4	Kansas City
Nov. 6	W	5-3	St. Louis	Feb. 1	W	7-1	TORONTO
Nov. 8	L	5-7	CHICAGO	Feb. 5	L	1-5	Boston
Nov. 9	L	4-6	Philadelphia	Feb. 7	W	7-3	Los Angeles
Nov. 12	T	6-6	Washington	Feb. 8	W	7-3	Vancouver
Nov. 13	L	4-5	MONTREAL	Feb. 11	T	4-4	California
Nov. 15	L	2-5	BUFFALO	Feb. 14	T	4-4	NY Islanders
Nov. 18	L	3-5	CALIFORNIA	Feb. 15	W	6-4	LOS ANGELES
Nov. 21	W	4-1	Atlanta	Feb. 17	W	6-1	KANSAS CITY
Nov. 22	W	6-3	LOS ANGELES	Feb. 19	W	7-5	TORONTO
Nov. 26	W	5-2	DETROIT	Feb. 21	W	10-1	CHICAGO
Nov. 29	W	8-3	NY RANGERS	Feb. 22	T	2-2	Detroit
Nov. 30	L	2-4	Boston	Feb. 25	T	3-3	ATLANTA
Dec. 3	T	3-3	Chicago	Feb. 28	W	5-4	VANCOUVER
Dec. 4	L	1-6	NY Islanders	Feb. 29	L	3-5	ST LOUIS
Dec. 7	W	6-3	TORONTO	Mar. 2	W	6-2	Minnesota
Dec. 9	L	2-3	Kansas City	Mar. 6	W	5-0	MINNESOTA
Dec. 10	L	2-3	Detroit	Mar. 7	L	3-5	NY ISLANDERS
Dec. 13	T	4-4	BOSTON	Mar. 10	L	6-7	BUFFALO
Dec. 14	L	4-7	Montreal	Mar. 13	W	4-2	CALIFORNIA
Dec. 17	W	9-2	California	Mar. 14	W	7-1	ST LOUIS
Dec. 19	L	1-5	Vancouver	Mar. 16	L	4-5	Montreal
Dec. 20	W	5-1	Los Angeles	Mar. 19	W	7-3	Washington
Dec. 23	L	3-4	NY Rangers	Mar. 21	W	4-2	NY Rangers
Dec. 26	L	3-4	Atlanta	Mar. 24	T	5-5	BOSTON
Dec. 27	W	3-2	ATLANTA	Mar. 25	L	2-5	St. Louis
Dec. 31	W	5-1	LOS ANGELES	Mar. 28	W	3-0	DETROIT
Jan. 3	L	4-8	PHILADELPHIA	Mar. 29	L	4-5	Toronto
Jan. 4	L	3-5	Chicago	Mar. 31	L	3-7	Montreal
Jan. 7	L	1-4	California	Apr. 3	L	4-5	WASHINGTON
Jan. 10	T	3-3	VANCOUVER	Apr. 4	W	6-5	Detroit

1976-77 PENGUINS REVIEW

SEASON HIGHLIGHTS

- Pierre Larouche records his fourth career hat trick on Feb. 19 at Toronto in a 6-6 tie.
- Dunc Wilson and Denis Herron combine for 52 saves in a 7-3 loss to Atlanta on Mar. 15.
- Wayne Bianchin and Atlanta's Guy Chouinard score goals four seconds apart on Mar. 15 to set an NHL record.



PIERRE LAROCHE

MAJOR TRADES

- Aug. 11, 1976 - Obtained Don Awrey from Montreal for a third round choice in the 1978 Amateur Draft and future considerations.
- Oct. 8, 1976 - Obtained Dunc Wilson from New York Rangers for cash and other considerations.
- Oct. 18, 1976 - Obtained Mike Corrigan from Los Angeles for a fifth round choice in the 1977 Amateur Draft.

FINAL STATISTICS

SCORING

PLAYERS	GP	G	A	PTS	PIM
Jean Pronovost	79	33	31	64	24
Pierre Larouche	65	29	34	63	14
Syl Apps	72	18	43	61	20
Rick Kehoe	80	30	27	57	10
Ron Schock	80	17	32	49	10
Mike Corrigan	73	14	27	41	36
Ron Stackhouse	80	7	34	41	72
Greg Malone	66	18	19	37	43
Blair Chapman	80	14	23	37	16
Wayne Bianchin	79	28	6	34	28
Bob Kelly	74	10	21	31	115
Dennis Owchar	46	5	18	23	37
Stan Gilbertson	67	6	9	15	13
Mario Faubert	47	2	11	13	32
Russ Anderson	66	2	11	13	81
Don Awrey	79	1	12	13	40
Dave Burrows	69	3	6	9	29
Lew Morrison	76	2	1	3	0
Ed Van Impe	10	0	3	3	6
Lowell MacDonald	3	1	1	2	0
Vic Hadfield	9	0	2	2	0
Tom Price	7	0	2	2	4
Denis Herron	34	0	1	1	4
Dunc Wilson	45	0	1	1	21
Yves Bergeron	1	0	0	0	0
Steve Lyon	3	0	0	0	2
Gordie Laxton	6	0	0	0	0
Ed Gilbert	7	0	0	0	0
Bench					12

GOALTENDING

PLAYERS (W-L-T)	GP	MP	GA	SO	GAA
Denis Herron (15-11-5)	34	1920	94	1	2.94
Dunc Wilson (18-19-8)	45	2627	129	5	2.95
Gordie Laxton (1-3-0)	6	253	26	0	6.17
TOTALS (34-33-13)	80	4800	252	6	3.15

FINAL NORRIS DIVISION STANDINGS


TEAMS	GP	W	L	T	GF	GA	PTS
Montreal	80	60	8	12	387	171	132
Los Angeles	80	34	31	15	271	241	83
Pittsburgh	80	34	33	13	240	252	81
Washington	80	24	42	14	221	307	62
Detroit	80	16	55	9	183	309	41

GAME-BY-GAME RESULTS

DATE	W-L-T	SCORE	OPPONENT	DATE	W-L-T	SCORE	OPPONENT
Oct. 6	W	9-5	VANCOUVER	Jan. 8	W	4-2	CHICAGO
Oct. 7	L	1-10	Montreal	Jan. 11	L	0-2	TORONTO
Oct. 9	L	4-7	LOS ANGELES	Jan. 15	W	5-2	BUFFALO
Oct. 13	L	1-4	Chicago	Jan. 16	L	5-6	ATLANTA
Oct. 15	L	1-2	Atlanta	Jan. 19	W	3-0	Vancouver
Oct. 16	W	4-3	DETROIT	Jan. 20	L	3-5	Los Angeles
Oct. 20	T	4-4	Toronto	Jan. 22	W	3-2	NY ISLANDERS
Oct. 23	L	1-9	MONTREAL	Jan. 27	W	3-0	NY Rangers
Oct. 24	T	3-3	ATLANTA	Jan. 29	L	2-5	PHILADELPHIA
Oct. 27	T	4-4	Buffalo	Jan. 30	W	5-2	BOSTON
Oct. 28	L	0-3	Philadelphia	Feb. 2	W	5-2	MINNESOTA
Oct. 30	T	2-2	NY RANGERS	Feb. 3	T	0-0	Cleveland
Nov. 2	W	7-1	LOS ANGELES	Feb. 5	W	3-1	DETROIT
Nov. 5	W	4-1	Colorado	Feb. 6	L	2-5	Colorado
Nov. 7	T	2-2	Cleveland	Feb. 8	L	3-6	St. Louis
Nov. 10	L	2-3	Minnesota	Feb. 11	L	2-3	Vancouver
Nov. 13	W	10-0	PHILADELPHIA	Feb. 12	W	3-2	Los Angeles
Nov. 14	W	5-1	NY Rangers	Feb. 16	T	4-4	MONTREAL
Nov. 20	L	2-5	COLORADO	Feb. 19	T	6-6	Toronto
Nov. 21	W	5-0	CHICAGO	Feb. 20	W	4-1	CLEVELAND
Nov. 24	L	0-4	BOSTON	Feb. 22	L	1-3	Washington
Nov. 26	W	3-1	Cleveland	Feb. 24	L	2-3	Detroit
Nov. 27	L	1-3	NY ISLANDERS	Feb. 26	W	2-1	WASHINGTON
Nov. 30	L	4-6	Washington	Feb. 27	T	2-2	BOSTON
Dec. 2	W	4-2	NY Islanders	Mar. 2	L	0-5	LOS ANGELES
Dec. 4	L	1-3	Montreal	Mar. 3	L	1-5	Montreal
Dec. 7	W	6-2	MINNESOTA	Mar. 5	T	3-3	Los Angeles
Dec. 9	W	2-1	Buffalo	Mar. 6	W	2-1	St. Louis
Dec. 11	L	3-6	NY Islanders	Mar. 9	W	3-0	COLORADO
Dec. 12	W	5-3	ST. LOUIS	Mar. 12	W	3-2	BUFFALO
Dec. 16	W	5-4	CLEVELAND	Mar. 14	L	0-4	Philadelphia
Dec. 18	L	3-5	WASHINGTON	Mar. 15	L	3-7	Atlanta
Dec. 19	L	3-6	Boston	Mar. 16	W	7-3	ST. LOUIS
Dec. 22	W	5-2	Toronto	Mar. 19	L	2-5	NYRANGERS
Dec. 23	L	2-5	Detroit	Mar. 20	L	2-3	Chicago
Dec. 26	W	4-2	TORONTO	Mar. 22	W	4-2	Minnesota
Dec. 29	T	3-3	MONTREAL	Mar. 23	L	0-3	Boston
Jan. 1	W	6-3	BUFFALO	Mar. 30	L	3-4	WASHINGTON
Jan. 4	T	2-2	VANCOUVER	Apr. 2	W	4-3	Detroit
Jan. 6	T	3-3	Washington	Apr. 3	W	4-2	DETROIT

SEASON HIGHLIGHTS

- Johnny Wilson is named head coach on June 13.
- Pete Mahovlich scores a hat trick in his first game as a Penguin in a 6-4 win over Detroit on Nov. 30.
- Jean Pronovost scores goals in seven consecutive games from Jan. 2 through Jan. 14.
- Dave Schultz sets a Penguins record for penalty minutes in one season with 378.
- Edward J. DeBartolo takes control of the Penguins on April 5.



DENIS HERRON

MAJOR TRADES

- Sept. 20, 1977 - Obtained Brian Spencer from Buffalo for Ron Schock.
- Oct. 1, 1977 - Obtained Bob Paradise from Washington for rights to Don Awrey.
- Nov. 2, 1977 - Obtained Gene Carr, Dave Schultz and a fourth round choice in the 1978 Amateur Draft from Los Angeles for Syl Apps and Hartland Monahan.
- Nov. 29, 1977 - Obtained Peter Lee and Pete Mahovlich from Montreal for Pierre Larouche and the rights to Peter Marsh.
- Mar. 14, 1978 - Signed Derek Sanderson as a free agent.

FINAL STATISTICS

SCORING

PLAYERS	GP	G	A	PTS	PIM
Jean Pronovost	79	40	25	65	50
Pete Mahovlich	57	25	36	61	37
Greg Malone	78	18	43	61	80
Gene Carr	70	17	37	54	76
Rick Kehoe	70	29	21	50	10
Blair Chapman	75	24	20	44	37
Tom Edur	58	5	38	43	18
Dave Schultz	66	9	25	34	378
Wayne Bianchin	61	20	13	33	40
Brian Spencer	79	9	11	20	81
Mike Corrigan	25	8	12	20	10
Ron Stackhouse	50	5	15	20	36
Dave Burrows	67	4	15	19	24
Peter Lee	60	5	13	18	19
Russ Anderson	74	2	16	18	150
Lowell MacDonald	19	5	8	13	2
John Flesch	29	7	5	12	19
Bob Paradise	64	2	10	12	53
Pierre Larouche	20	6	5	11	0
Dennis Owchar	22	2	8	10	23
Colin Campbell	55	1	9	10	103
Tom Cassidy	26	3	4	7	15
Syl Apps	9	0	7	7	0
Jim Hamilton	25	2	4	6	2
Mario Faubert	18	0	6	6	11
Derek Sanderson	13	3	1	4	0
Jacques Cossette	19	1	2	3	4
Hartland Monahan	7	2	0	2	2
Lew Morrison	8	0	2	2	0
Dunc Wilson	21	0	1	1	0
Denis Herron	60	0	1	1	6
Greg Redquest	1	0	0	0	0
Kim Davis	1	0	0	0	0
Gordie Laxton	2	0	0	0	0
Tom Price	10	0	0	0	0
Bench					14

GOALTENDING

PLAYERS (W-L-T)	GP	MP	GA	SO	GAA
Denis Herron (20-25-15)	60	3534	210	0	3.57
Dunc Wilson (5-11-3)	21	1180	95	0	4.83
Gordie Laxton (0-1-0)	2	73	9	0	7.40
Greg Redquest (0-0-0)	1	13	3	0	13.85
TOTALS (25-37-18)	80	4800	317	0	4.01

FINAL NORRIS DIVISION STANDINGS

TEAMS	GP	W	L	T	GF	GA	PTS
Montreal	80	59	10	11	359	183	129
Detroit	80	32	34	14	252	266	78
Los Angeles	80	31	34	15	243	245	77
Pittsburgh	80	25	37	18	254	321	68
Washington	80	17	49	14	195	321	48


GAME-BY-GAME RESULTS

DATE	W-L-T	SCORE	OPPONENT	DATE	W-L-T	SCORE	OPPONENT
Oct. 12	W 4-2		ST. LOUIS	Jan. 11	L 6-8		MONTREAL
Oct. 14	L 1-2		Washington	Jan. 12	T 4-4		Philadelphia
Oct. 15	L 2-8		PHILADELPHIA	Jan. 14	W 4-2		CLEVELAND
Oct. 19	T 3-3		NY Rangers	Jan. 18	L 0-1		Atlanta
Oct. 20	L 0-11		Philadelphia	Jan. 21	L 2-5		WASHINGTON
Oct. 22	W 5-2		ATLANTA	Jan. 22	W 3-1		NY RANGERS
Oct. 23	W 3-2		Cleveland	Jan. 28	T 3-3		BUFFALO
Oct. 26	L 3-4		DETROIT	Jan. 29	L 2-8		Boston
Oct. 29	L 3-5		BOSTON	Jan. 31	W 5-3		Detroit
Nov. 2	L 1-3		Detroit	Feb. 1	W 6-1		MINNESOTA
Nov. 4	L 2-5		Atlanta	Feb. 4	L 1-8		BOSTON
Nov. 5	L 3-4		NY Islanders	Feb. 7	W 4-2		Colorado
Nov. 9	W 5-3		CLEVELAND	Feb. 11	T 3-3		Los Angeles
Nov. 12	W 7-4		CHICAGO	Feb. 14	W 2-1		CHICAGO
Nov. 13	T 3-3		Buffalo	Feb. 18	T 1-1		LOS ANGELES
Nov. 16	L 4-7		Minnesota	Feb. 19	T 2-2		Chicago
Nov. 19	T 5-5		NY RANGERS	Feb. 21	W 5-4		ST. LOUIS
Nov. 22	T 3-3		Vancouver	Feb. 22	T 2-2		ST. LOUIS
Nov. 24	L 3-5		Los Angeles	Feb. 25	L 1-3		PHILADELPHIA
Nov. 26	W 5-2		NY ISLANDERS	Feb. 26	T 4-4		Buffalo
Nov. 29	L 1-9		Montreal	Mar. 1	L 2-5		MONTREAL
Nov. 30	W 6-4		DETROIT	Mar. 4	L 3-6		NY Islanders
Dec. 3	T 4-4		BUFFALO	Mar. 5	T 3-3		NY ISLANDERS
Dec. 4	W 4-2		Washington	Mar. 8	W 5-3		COLORADO
Dec. 6	T 3-3		Colorado	Mar. 11	L 1-3		VANCOUVER
Dec. 8	L 3-5		LOS ANGELES	Mar. 12	L 1-7		TORONTO
Dec. 10	L 2-6		Boston	Mar. 14	L 2-4		Los Angeles
Dec. 11	L 1-5		ATLANTA	Mar. 15	L 4-7		Vancouver
Dec. 14	L 2-3		ST. LOUIS	Mar. 18	W 3-2		Toronto
Dec. 17	W 5-3		MONTREAL	Mar. 19	L 1-9		Chicago
Dec. 22	T 3-3		Buffalo	Mar. 21	L 1-7		Minnesota
Dec. 23	L 2-6		TORONTO	Mar. 22	L 2-5		COLORADO
Dec. 26	W 5-4		Toronto	Mar. 25	T 2-2		DETROIT
Dec. 28	T 2-2		WASHINGTON	Mar. 29	L 2-6		Montreal
Dec. 29	L 3-4		Montreal	Mar. 30	L 3-6		Boston
Dec. 31	W 6-3		CLEVELAND	Apr. 2	W 6-3		TORONTO
Jan. 2	L 2-3		Washington	Apr. 5	W 7-2		MINNESOTA
Jan. 4	W 8-3		VANCOUVER	Apr. 6	L 4-6		Detroit
Jan. 7	T 3-3		LOS ANGELES	Apr. 8	L 4-6		WASHINGTON
Jan. 9	W 5-3		NY Rangers	Apr. 9	W 3-2		Cleveland

1978-79 PENGUINS REVIEW

SEASON HIGHLIGHTS

- Montreal hands the Penguins a 12-0 loss on Feb. 22 to set a franchise mark for the greatest margin of defeat.
- Penguins reel off a seven-game unbeaten streak (5-0-2) from Mar. 13 through Mar. 27.
- Penguins set a season record with 34 road points (13 wins, 8 ties).
- George Ferguson scores in overtime to eliminate Buffalo in the preliminary round of the playoffs, two games to one.



GEORGE FERGUSON

MAJOR TRADES

- June 13, 1978 - Obtained Randy Carlyle and George Ferguson from Toronto for Dave Burrows.
- June 14, 1978 - Obtained Tom Bladon, Orest Kindrachuk and Ross Lonsberry from Philadelphia for a first round choice in the 1978 Amateur Draft.
- Sept. 6, 1978 - Obtained Gregg Sheppard from Boston in a three-way deal, with Pittsburgh sending Jean Pronovost to Atlanta and Atlanta sending Dick Redmond to Boston.
- Oct. 18, 1978 - Obtained Rod Schutt from Montreal for a first round choice in the 1981 Amateur Draft.
- Feb. 6, 1979 - Obtained Gary McAdam from Buffalo for Dave Schultz.

FINAL STATISTICS

SCORING

PLAYERS	GP	G	A	PTS	PIM
Greg Malone	80	35	30	65	52
Orest Kindrachuk	79	18	42	60	84
Peter Lee	80	32	26	58	24
Peter Mahovich	60	14	39	53	39
George Ferguson	80	21	29	50	37
Randy Carlyle	70	13	34	47	78
Ross Lonsberry	80	24	22	46	38
Rick Kehoe	57	27	18	45	2
Rod Schutt	74	24	21	45	33
Ron Stackhouse	75	10	33	43	54
Gregg Sheppard	60	15	22	37	9
Dale Tallon	63	5	24	29	35
Tom Bladon	78	4	23	27	64
Gary McAdam	68	11	14	25	15
Colin Campbell	65	2	18	20	137
Blair Chapman	71	10	8	18	18
Russ Anderson	72	3	13	16	93
Wayne Bianchin	40	7	4	11	20
Jacques Cossette	38	7	2	9	16
Kim Davis	1	1	0	1	0
Bob Paradise	14	0	1	1	4
Gordon Laxton	1	0	0	0	0
Jim Hamilton	2	0	0	0	0
Tom Price	2	0	0	0	4
Lex Hudson	2	0	0	0	0
Mike Meeker	4	0	0	0	5
Brian Spencer	7	0	0	0	0
Greg Millen	28	0	0	0	0
Denis Herron	56	0	2	2	18
Bench					16

GOALTENDING

PLAYERS (W-L-T)	GP	MP	GA	SO	GAA
Denis Herron (22-19-12)	56	3208	180	0	3.37
Greg Millen (14-11-1)	28	1532	86	2	3.37
Gordon Laxton (0-1-0)	1	60	8	0	8.00
TOTALS (36-31-13)	80	4800	279	2	3.49

FINAL NORRIS DIVISION STANDINGS

TEAMS	GP	W	L	T	GF	GA	PTS
Montreal	80	52	17	11	337	204	115
Pittsburgh	80	36	31	13	281	279	85
Los Angeles	80	34	34	12	292	286	80
Washington	80	24	41	15	273	338	63
Detroit	80	23	41	16	252	295	62


GAME-BY-GAME RESULTS

DATE	W-L-T	SCORE	OPPONENT	DATE	W-L-T	SCORE	OPPONENT
Oct. 11	L 2-3		TORONTO	Jan. 10	W 3-2		MONTREAL
Oct. 12	L 2-8		Boston	Jan. 13	W 5-3		BOSTON
Oct. 14	T 4-4		BOSTON	Jan. 14	W 5-4		Buffalo
Oct. 18	L 3-5		NY ISLANDERS	Jan. 16	W 5-0		MINNESOTA
Oct. 19	L 1-3		Philadelphia	Jan. 17	L 1-4		Detroit
Oct. 21	W 5-1		WASHINGTON	Jan. 20	L 2-5		WASHINGTON
Oct. 25	T 6-6		ST. LOUIS	Jan. 24	L 1-4		Los Angeles
Oct. 28	L 2-4		ATLANTA	Jan. 25	L 3-5		Colorado
Oct. 29	L 2-3		NY Rangers	Jan. 27	W 5-3		LOS ANGELES
Nov. 1	L 4-6		Washington	Jan. 31	L 1-4		MONTREAL
Nov. 3	L 0-2		Atlanta	Feb. 3	W 4-2		DETROIT
Nov. 4	W 7-3		DETROIT	Feb. 4	L 3-8		Detroit
Nov. 8	W 6-3		COLORADO	Feb. 15	W 6-5		MINNESOTA
Nov. 9	T 4-4		Buffalo	Feb. 17	W 6-3		BUFFALO
Nov. 11	L 1-2		NY RANGERS	Feb. 18	L 2-6		Detroit
Nov. 16	W 6-3		Vancouver	Feb. 21	W 3-1		MONTREAL
Nov. 18	W 3-1		Los Angeles	Feb. 22	L 0-12		Montreal
Nov. 22	L 2-3		MONTREAL	Feb. 24	W 5-1		CHICAGO
Nov. 23	L 4-8		Montreal	Feb. 25	T 2-2		Chicago
Nov. 25	L 1-3		PHILADELPHIA	Feb. 28	W 5-3		COLORADO
Nov. 26	L 2-8		Toronto	Mar. 3	L 4-8		St Louis
Nov. 29	W 5-3		WASHINGTON	Mar. 4	W 7-2		Colorado
Dec. 1	W 7-4		Washington	Mar. 7	L 0-4		LOS ANGELES
Dec. 2	W 5-2		CHICAGO	Mar. 10	W 3-2		PHILADELPHIA
Dec. 5	T 3-3		NY Islanders	Mar. 11	L 0-4		Toronto
Dec. 6	W 6-4		TORONTO	Mar. 13	W 9-3		Vancouver
Dec. 8	T 3-3		Montreal	Mar. 14	T 3-3		Los Angeles
Dec. 9	T 4-4		Buffalo	Mar. 17	W 5-2		Washington
Dec. 13	W 3-0		ST. LOUIS	Mar. 18	W 5-1		NY Rangers
Dec. 14	L 1-2		Philadelphia	Mar. 21	T 2-2		WASHINGTON
Dec. 16	W 6-5		VANCOUVER	Mar. 22	W 3-1		Boston
Dec. 17	T 3-3		Chicago	Mar. 24	T 3-3		NY Islanders
Dec. 21	W 4-1		Los Angeles	Mar. 25	T 2-2		NY ISLANDERS
Dec. 23	L 3-5		Minnesota	Mar. 27	W 5-1		Minnesota
Dec. 27	W 5-2		LOS ANGELES	Mar. 28	W 7-1		NY RANGERS
Dec. 30	W 3-1		DETROIT	Mar. 31	L 3-5		Montreal
Dec. 31	W 5-4		Detroit	Apr. 1	L 7-2		ATLANTA
Jan. 3	L 3-5		VANCOUVER	Apr. 3	W 3-2		St Louis
Jan. 6	T 3-3		Atlanta	Apr. 7	W 4-3		DETROIT
Jan. 6	L 3-4		LOS ANGELES	Apr. 8	L 2-5		Washington

1979-80 PENGUINS REVIEW

SEASON HIGHLIGHTS

- Greg Malone records six assists vs. Quebec on Nov. 28.
- Penguins wear black and gold uniforms for the first time vs. St. Louis on Jan. 30.
- Penguins defeat the New York Islanders, 4-3, on Jan. 3 to gain first place in the Norris Division for the first time in club history.
- Olympian Mark Johnson makes his Penguins debut on Mar. 2 vs. NY Islanders and scores his first NHL goal on Mar. 23 vs. Winnipeg.



RICK KEHOE

MAJOR TRADES

- Aug. 3, 1979 - Obtained Nick Libett from Detroit for Pete Mahovich.
 Aug. 30, 1979 - Obtained Rob Holland and Pat Hughes from Montreal for Denis Herron and a second round choice in the 1982 Entry Draft.
 Nov. 13, 1979 - Obtained Bob Stewart from St. Louis for Blair Chapman.

FINAL STATISTICS

SCORING

PLAYERS	GP	G	A	PTS	PIM
Rick Kehoe	79	30	30	60	4
Greg Malone	51	19	32	51	46
George Ferguson	73	21	28	49	36
Orest Kindrachuk	52	17	29	46	63
Peter Lee	74	16	29	45	20
Gary McAdam	78	19	22	41	63
Rod Schutt	73	18	21	39	43
Gregg Sheppard	76	13	24	37	20
Randy Carlyle	67	8	28	36	45
Ross Lonsberry	76	15	18	33	36
Ron Stackhouse	78	6	27	33	36
Pat Hughes	76	18	14	32	78
Russ Anderson	76	5	22	27	150
Nick Libett	78	14	12	26	14
Paul Marshall	46	9	12	21	9
Mario Faubert	49	5	13	18	31
Dale Tallon	32	5	9	14	18
Bob Stewart	75	3	8	11	56
Kim Davis	24	3	7	10	43
Mark Johnson	17	3	5	8	4
Tom Bladen	57	2	6	8	35
Greg Millen	44	0	3	3	14
Kim Clackson	46	0	3	3	166
Jim Hamilton	10	2	0	2	0
Rob Holland	34	0	0	0	2
Bench					10

GOALTENDING

PLAYERS (W-L-T)	GP	MP	GA	SO	GAA
Nick Ricci (2-2-0)	4	240	14	0	3.50
Greg Millen (18-18-7)	44	2586	157	2	3.64
Rob Holland (10-17-6)	34	1974	126	1	3.83
TOTALS (30-37-13)	80	4800	297	3	3.79

FINAL NORRIS DIVISION STANDINGS

TEAMS	GP	W	L	T	GF	GA	PTS
Montreal	80	47	20	13	328	240	107
Los Angeles	80	30	36	14	290	313	74
Pittsburgh	80	30	37	13	251	303	73
Hartford	80	27	34	19	303	312	73
Detroit	80	26	43	11	268	306	63

GAME-BY-GAME RESULTS

DATE	W-L-T	SCORE	OPPONENT	DATE	W-L-T	SCORE	OPPONENT
Oct. 10	W	4-2	WINNIPEG	Jan. 9	W	4-2	VANCOUVER
Oct. 13	T	3-3	HARTFORD	Jan. 12	L	2-3	CHICAGO
Oct. 14	W	4-1	Boston	Jan. 16	W	6-4	TORONTO
Oct. 17	L	4-5	LOS ANGELES	Jan. 17	L	1-7	Hartford
Oct. 20	W	5-1	WASHINGTON	Jan. 19	L	2-5	EDMONTON
Oct. 21	L	3-6	NY Rangers	Jan. 23	L	3-4	Edmonton
Oct. 24	L	3-7	Buffalo	Jan. 24	L	1-4	Colorado
Oct. 25	L	5-8	Montreal	Jan. 26	L	4-6	BOSTON
Oct. 31	W	4-2	COLORADO	Jan. 27	W	5-3	Boston
Nov. 3	T	3-3	ATLANTA	Jan. 30	L	3-4	ST LOUIS
Nov. 7	T	3-3	MONTREAL	Jan. 31	L	3-4	Detroit
Nov. 10	L	1-6	BOSTON	Feb. 2	L	0-4	PHILADELPHIA
Nov. 11	W	4-1	NY Rangers	Feb. 7	L	0-9	Buffalo
Nov. 15	T	3-3	Los Angeles	Feb. 9	L	2-5	MINNESOTA
Nov. 16	L	2-5	Vancouver	Feb. 10	L	2-3	Chicago
Nov. 18	W	3-2	Winnipeg	Feb. 13	W	4-2	Toronto
Nov. 21	W	5-2	ST LOUIS	Feb. 16	L	1-8	Montreal
Nov. 23	L	1-4	Atlanta	Feb. 17	L	5-6	Philadelphia
Nov. 24	W	5-3	NY RANGERS	Feb. 20	W	7-5	DETROIT
Nov. 28	W	7-2	QUEBEC	Feb. 23	W	2-1	QUEBEC
Nov. 30	L	5-7	Hartford	Feb. 24	L	0-2	Quebec
Dec. 1	W	5-4	COLORADO	Feb. 27	W	3-2	WINNIPEG
Dec. 5	T	3-3	VANCOUVER	Mar. 2	T	0-0	NY ISLANDERS
Dec. 7	W	5-3	Washington	Mar. 3	L	1-5	ST LOUIS
Dec. 8	T	3-3	CHICAGO	Mar. 5	L	1-5	TORONTO
Dec. 11	T	3-3	St Louis	Mar. 8	W	5-4	EDMONTON
Dec. 12	T	3-3	NY ISLANDERS	Mar. 9	L	2-6	Detroit
Dec. 15	T	3-3	NY Islanders	Mar. 11	L	3-4	PHILADELPHIA
Dec. 16	L	1-4	Quebec	Mar. 12	W	4-2	LOS ANGELES
Dec. 19	T	0-0	Chicago	Mar. 15	W	5-2	MINNESOTA
Dec. 20	T	1-1	Philadelphia	Mar. 18	L	3-4	Minnesota
Dec. 22	L	3-4	NY RANGERS	Mar. 21	L	2-9	Edmonton
Dec. 26	W	6-4	DETROIT	Mar. 23	W	4-2	Winnipeg
Dec. 28	W	4-2	Atlanta	Mar. 25	W	4-2	Vancouver
Dec. 29	W	3-2	ATLANTA	Mar. 27	T	2-2	Los Angeles
Dec. 31	L	2-4	Minnesota	Mar. 28	L	0-5	Colorado
Jan. 2	W	5-3	MONTREAL	Mar. 30	W	4-0	WASHINGTON
Jan. 3	W	4-3	NY Islanders	Apr. 1	L	2-6	Washington
Jan. 5	L	4-5	BUFFALO	Apr. 2	W	6-4	HARTFORD
Jan. 7	L	5-9	Toronto	Apr. 5	L	1-9	BUFFALO

1980-81 PENGUINS REVIEW

SEASON HIGHLIGHTS

- Ed Johnston is named head coach of the Penguins on July 15.
- Paul Gardner scores four goals vs. Philadelphia on Dec. 13, becoming the first player in Penguins history to accomplish this feat.
- Penguins set a franchise record with six consecutive victories from Feb. 22 to Mar. 4.
- Rick Kehoe's 55 goals set a single-season franchise record.
- St. Louis' Mike Crombeen scores at 5:16 of the second OT to give St. Louis a 4-3 win in the deciding game of the preliminary playoff round.
- Randy Carlyle is named First Team All-Star.
- Rick Kehoe wins the Lady Byng Trophy and Randy Carlyle wins the James Norris Trophy.

MAJOR TRADES

- Nov. 18, 1980 - Obtained Paul Gardner and Dave Burrows from Toronto for Paul Marshall and Kim Davis.
- Jan. 2, 1981 - Obtained Gary Rissling from Washington for a fifth round choice in the 1981 Entry Draft.
- Mar. 10, 1981 - Obtained Pat Price from Edmonton for Pat Hughes.

FINAL STATISTICS SCORING

PLAYERS	GP	G	A	PTS	PIM
Rick Kehoe	80	55	33	88	6
Randy Carlyle	76	16	67	83	136
Paul Gardner	62	34	40	74	59
Peter Lee	80	30	34	64	86
Rod Schutt	80	25	35	60	55
Mario Faubert	72	8	44	52	118
Greg Malone	62	21	29	50	68
Ross Lonsberry	80	17	33	50	76
George Ferguson	79	25	18	43	42
Pat Price	72	8	34	42	226
Errol Thompson	73	20	20	40	64
Ron Stackhouse	74	6	29	35	86
Mark Johnson	73	10	23	33	50
Gregg Sheppard	47	11	17	28	49
Pat Hughes	58	10	9	19	161
Paul Baxter	51	5	14	19	204
Russ Anderson	34	3	14	17	112
Nick Libett	44	6	6	12	4
Orest Kindrachuk	13	3	9	12	34
Gary McAdam	34	3	9	12	30
Marc Chorney	8	1	6	7	14
Jim Hamilton	20	1	6	7	18
Paul Marshall	13	3	0	3	4
Mike Bullard	15	1	2	3	19
Dave Burrows	59	0	2	2	20
Greg Millen	63	3	2	2	6
Kim Davis	8	1	0	1	4
Gary Rissling	26	1	0	1	143
Bennett Wolf	34	0	1	1	94
Gilles Lupien	31	0	1	1	34
Tony Feltrin	2	0	0	0	0
Nick Ricci	9	0	0	0	2
Rob Holland	10	0	0	0	0

GOALTENDING

PLAYERS (W-L-T)	GP	MP	GAA	SO	GAA
Nick Ricci (4-5-0)	9	540	35	0	3.89
Greg Millen (25-27-10)	63	3721	258	0	4.16
Rick Holland (1-5-3)	10	539	45	0	5.01
TOTALS (30-37-13)	80	4800	338	0	4.31

FINAL NORRIS DIVISION STANDINGS

TEAMS	GP	W	L	T	GF	GA	PTS
Montreal	80	45	22	13	332	232	103
Los Angeles	80	43	24	13	337	290	99
Pittsburgh	80	30	37	13	302	345	73
Hartford	80	21	41	18	292	372	60
Detroit	80	19	43	18	252	339	56

GAME-BY-GAME RESULTS

DATE	W-L-T	SCORE	OPPONENT	DATE	W-L-T	SCORE	OPPONENT
Oct. 9	L	4-7	at Philadelphia	Jan. 8	L	2-4	at Montreal
Oct. 11	W	5-4	WINNIPEG	Jan. 10	L	3-5	CHICAGO
Oct. 12	W	6-3	at NY Rangers	Jan. 13	L	3-6	at NY Islanders
Oct. 15	L	2-5	HARTFORD	Jan. 14	W	6-3	ST. LOUIS
Oct. 18	L	2-4	BUFFALO	Jan. 17	W	5-4	LOS ANGELES
Oct. 21	L	5-8	at Toronto	Jan. 21	L	0-5	PHILADELPHIA
Oct. 22	W	9-3	ST. LOUIS	Jan. 24	W	4-3	CALGARY
Oct. 25	L	2-8	CALGARY	Jan. 27	L	1-7	at St. Louis
Oct. 29	T	1-1	at Buffalo	Jan. 28	W	3-1	MINNESOTA
Oct. 31	W	6-5	at Winnipeg	Jan. 31	T	4-4	WASHINGTON
Nov. 1	L	3-6	at Minnesota	Feb. 2	L	4-8	at Chicago
Nov. 3	T	4-4	at Edmonton	Feb. 4	W	3-2	at Winnipeg
Nov. 5	L	1-2	TORONTO	Feb. 6	L	4-6	at Colorado
Nov. 8	W	5-3	DETROIT	Feb. 7	L	4-5	at Calgary
Nov. 9	L	4-7	at Boston	Feb. 12	W	5-3	NY ISLANDERS
Nov. 12	L	1-3	WASHINGTON	Feb. 14	T	2-2	VANCOUVER
Nov. 14	T	3-3	at NY Rangers	Feb. 17	L	1-4	at Philadelphia
Nov. 15	L	4-7	BOSTON	Feb. 19	W	6-2	HARTFORD
Nov. 19	L	2-3	MINNESOTA	Feb. 21	L	1-6	BUFFALO
Nov. 22	W	4-2	COLORADO	Feb. 22	W	3-4	COLORADO
Nov. 26	L	4-7	VANCOUVER	Feb. 23	W	4-3	WINNIPEG
Nov. 27	T	3-3	at Boston	Feb. 26	W	7-5	at Washington
Nov. 29	L	2-4	NY RANGERS	Feb. 28	W	6-4	NY RANGERS
Dec. 3	T	4-4	at Toronto	Mar. 2	W	5-4	at Quebec
Dec. 4	W	3-2	at Montreal	Mar. 4	W	6-5	LOS ANGELES
Dec. 6	W	6-4	CHICAGO	Mar. 7	L	5-8	at Minnesota
Dec. 7	L	1-10	at Buffalo	Mar. 8	W	6-4	EDMONTON
Dec. 10	W	4-3	MONTREAL	Mar. 11	L	1-2	MONTREAL
Dec. 12	W	6-2	at Washington	Mar. 14	T	3-3	QUEBEC
Dec. 13	L	5-6	PHILADELPHIA	Mar. 16	L	6-7	at Edmonton
Dec. 17	T	3-3	at Los Angeles	Mar. 17	L	3-4	at Vancouver
Dec. 19	L	4-10	at Vancouver	Mar. 19	T	4-4	at Los Angeles
Dec. 20	T	3-3	at Calgary	Mar. 21	W	3-1	at Colorado
Dec. 23	L	3-6	at St. Louis	Mar. 25	W	5-2	TORONTO
Dec. 26	L	7-9	at Hartford	Mar. 28	T	4-4	at NY Islanders
Dec. 27	W	6-4	QUEBEC	Mar. 29	L	2-5	EDMONTON
Dec. 31	L	1-3	at Detroit	Mar. 31	L	1-5	at Quebec
Jan. 3	W	6-4	DETROIT	Apr. 2	T	1-1	at Minnesota
Jan. 4	L	2-3	at Chicago	Apr. 4	L	2-5	BOSTON
Jan. 7	W	7-3	NY ISLANDERS	Apr. 5	W	5-4	at Hartford

SEASON HIGHLIGHTS

- Michel Dion is named starting goalie in NHL All-Star Game.
- Penguins break the New York Islanders' 15-game winning streak with a 4-3 victory on Feb. 21.
- Penguins finish fourth in the Patrick Division after NHL realignment.
- Penguins score 99 power play goals to lead NHL.
- Mike Bullard's 37 goals are the most ever by a Penguins rookie.
- Paul Baxter sets a franchise record with 409 penalty minutes.



RANDY CARLYLE

MAJOR TRADES

- June 29, 1981 - Obtained Pat Boutette and Kevin McClelland from Hartford as compensation for Hartford's signing of free agent Greg Millen on June 15.
- June 30, 1981 - Signed Michel Dion as a free agent.
- Sept. 11, 1981 - Obtained Paul Harrison from Toronto for future considerations.
- Dec. 29, 1981 - Obtained Rick MacLeish from Hartford for Russ Anderson.
- Feb. 14, 1982 - Obtained Gary Edwards from St. Louis for an eighth round choice in the 1984 Entry Draft.

FINAL STATISTICS

SCORING

PLAYERS	GP	G	A	PTS	PIM
Rick Kehoe	71	33	52	85	8
Randy Carlyle	73	11	64	75	131
Pat Boutette	80	23	51	74	230
Paul Gardner	59	36	33	69	28
Mike Bullard	75	37	27	64	91
George Ferguson	7	22	31	53	45
Rick MacLeish	74	19	28	47	44
Paul Baxter	76	9	34	43	409
Greg Malone	78	15	24	39	125
Pat Price	77	7	31	38	322
Peter Lee	74	18	16	34	98
Doug Shedden	40	13	12	25	28
Gregg Sheppard	58	11	10	21	35
Mark Johnson	46	10	11	21	30
Ron Stackhouse	76	2	19	21	102
Rod Schutt	35	8	12	20	42
Andre St. Laurent	34	10	9	19	32
Bob Simpson	26	9	9	18	4
Steve Gatzos	16	6	8	14	14
Pat Graham	42	6	8	14	55
Mario Faubert	14	4	8	12	14
Greg Hotham	28	4	6	10	16
Jim Hamilton	11	5	3	8	2
Paul Mulvey	27	1	7	8	76
Marc Chorney	60	1	6	7	63
Kevin McClelland	10	1	4	5	4
Randy Boyd	23	0	2	2	49
Russ Anderson	31	0	1	1	98
Michel Dion	62	0	1	1	4
David Hannan	1	0	0	0	0
Bennett Wolf	1	0	0	0	2
Nick Ricci	3	0	0	0	0
Tony Feltrin	5	0	0	0	4
Gary Edwards	6	0	0	0	2
Paul Harrison	13	0	0	0	0
Gary Rissling	16	0	0	0	55
Bench					10

GOALTENDING

PLAYERS (W-L-T)	GP	MP	GA	SO	GAA
Gary Edwards (3-2-1)	6	360	22	1	3.67
Michel Dion (25-24-12)	62	3580	226	0	5.25
Nick Ricci (0-3-0)	3	160	14	0	3.79
Paul Harrison (3-7-0)	13	700	64	0	5.49
TOTALS (31-36-13)	80	4800	326	1	4.21

FINAL PATRICK DIVISION STANDINGS

TEAMS	GP	W	L	T	GF	GA	PTS
NY Islanders	80	54	16	10	385	250	118
NY Rangers	80	39	27	14	316	306	92
Philadelphia	80	38	31	11	325	313	87
Pittsburgh	80	31	36	13	310	337	75
Washington	80	26	41	13	319	338	65

GAME-BY-GAME RESULTS

DATE	W-L-T	SCORE	OPPONENT	DATE	W-L-T	SCORE	OPPONENT
Oct. 6	L	2-6	at St. Louis	Jan. 7	L	4-5	at Detroit
Oct. 7	T	5-5	at Chicago	Jan. 9	W	4-3	VANCOUVER
Oct. 10	W	2-1	QUEBEC	Jan. 13	L	1-6	at Winnipeg
Oct. 11	L	2-8	at Philadelphia	Jan. 16	L	0-4	at Calgary
Oct. 14	L	1-4	NY ISLANDERS	Jan. 17	L	3-3	at Vancouver
Oct. 17	W	5-2	MINNESOTA	Jan. 20	W	5-4	BOSTON
Oct. 18	L	2-3	at Detroit	Jan. 21	L	1-6	at NY Islanders
Oct. 20	W	5-3	COLORADO	Jan. 23	T	5-5	PHILADELPHIA
Oct. 22	T	3-3	at Calgary	Jan. 26	L	2-9	at NY Islanders
Oct. 23	L	3-8	at Edmonton	Jan. 27	L	3-6	NY ISLANDERS
Oct. 25	W	6-4	at Vancouver	Jan. 30	W	2-1	WINNIPEG
Oct. 28	L	3-5	TORONTO	Jan. 31	L	3-8	at Washington
Oct. 29	L	4-6	at Philadelphia	Feb. 2	L	6-9	MINNESOTA
Oct. 31	W	3-1	BUFFALO	Feb. 6	L	4-6	WASHINGTON
Nov. 4	W	6-3	NY RANGERS	Feb. 7	L	4-5	at Philadelphia
Nov. 7	W	7-2	PHILADELPHIA	Feb. 10	T	3-3	HARTFORD
Nov. 11	W	9-2	at Washington	Feb. 11	L	2-4	at Montreal
Nov. 14	T	3-3	at Boston	Feb. 13	T	3-3	LOS ANGELES
Nov. 18	W	6-1	ST. LOUIS	Feb. 16	L	2-6	at NY Islanders
Nov. 20	T	3-3	TORONTO	Feb. 17	L	3-5	NY RANGERS
Nov. 21	L	5-9	at Montreal	Feb. 20	W	6-5	PHILADELPHIA
Nov. 24	W	7-1	at Quebec	Feb. 21	W	4-3	NY ISLANDERS
Nov. 25	W	2-1	MONTREAL	Feb. 25	L	2-4	at NY Islanders
Nov. 28	W	5-3	DETROIT	Feb. 27	L	1-4	EDMONTON
Dec. 1	W	4-2	WINNIPEG	Feb. 28	W	4-2	at NY Rangers
Dec. 5	L	1-3	at St. Louis	Mar. 3	L	2-3	BOSTON
Dec. 6	L	4-7	at Buffalo	Mar. 6	W	6-4	at Quebec
Dec. 9	L	1-4	PHILADELPHIA	Mar. 7	T	4-4	CALGARY
Dec. 12	W	7-4	WASHINGTON	Mar. 10	W	7-2	at Washington
Dec. 14	L	4-5	at NY Rangers	Mar. 13	W	6-2	COLORADO
Dec. 16	W	7-6	LOS ANGELES	Mar. 15	L	3-4	at Minnesota
Dec. 19	T	3-3	NY RANGERS	Mar. 17	L	4-10	at Edmonton
Dec. 20	L	1-3	at Philadelphia	Mar. 20	L	5-7	at Los Angeles
Dec. 23	T	4-4	at Toronto	Mar. 21	W	6-0	at Colorado
Dec. 26	L	5-7	BUFFALO	Mar. 24	T	2-7	NY RANGERS
Dec. 27	L	3-5	at NY Rangers	Mar. 27	T	3-3	CHICAGO
Dec. 30	W	6-2	WASHINGTON	Mar. 28	W	6-5	at Washington
Jan. 2	W	9-4	HARTFORD	Mar. 31	T	4-4	WASHINGTON
Jan. 3	W	6-4	at Hartford	Apr. 1	W	7-5	at NY Rangers
Jan. 6	L	3-6	at Chicago	Apr. 4	W	7-2	NY ISLANDERS

1982-83 PENGUINS REVIEW

SEASON HIGHLIGHTS

- Pat Boutette records hat tricks on Oct. 12 vs. Vancouver and Oct. 27 vs. Washington.
- Denis Herron records his fourth shutout as a Penguin on Dec. 4 in a 0-0 tie with Philadelphia.
- Rick Kehoe is named to the Prince of Wales Conference All-Star Team.
- Penguins lose 11 in a row from Jan. 22 through Feb. 10 and are winless in 18 games (0-17-1) from Jan. 2 through Feb. 10.
- Penguins allow a franchise record 394 goals against.

MAJOR TRADES

- Sept. 15, 1982 - Obtained Denis Herron from Montreal for a third round choice in the 1985 Entry Draft.
- Oct. 28, 1982 - Obtained Ron Meighan and Anders Hakansson from Minnesota for George Ferguson and a first round choice in the 1983 Entry Draft.
- Nov. 8, 1982 - Obtained Stan Jonathan from Boston for future considerations.

FINAL STATISTICS

PLAYERS	GP	G	A	PTS	PIM
Doug Shedden	80	24	43	67	54
Rick Kehoe	75	29	36	65	12
Greg Malone	80	17	44	61	82
Pat Boutette	80	27	29	56	152
Randy Carlyle	61	15	41	56	110
Paul Gardner	70	28	27	55	12
Mike Bullard	57	22	22	44	60
Dave Hannan	74	11	22	33	127
Paul Baxter	75	11	21	32	238
Greg Hotham	58	2	30	32	39
Peter Lee	63	13	13	26	10
Andre St. Laurent	70	13	9	22	105
Anders Hakansson	67	9	12	21	35
Randy Boyd	56	4	14	18	71
Steve Gatzos	44	6	7	13	52
Pat Price	38	1	11	12	104
Kevin McClelland	38	5	4	9	73
Gary Rissling	40	5	4	9	128
Marc Chorney	67	3	5	8	66
Ron Meighan	41	2	6	8	16
Tony Feltrin	32	3	3	6	40
Paul Graham	20	1	5	6	16
Tim Hryniewicz	30	2	3	5	48
Doug Lecuyer	12	1	4	5	12
Rick MacLeish	6	0	5	5	2
Rod Buskas	41	2	2	4	102
Stan Jonathan	20	0	3	3	13
Jim Hamilton	5	0	2	2	2
Michel Dion	49	0	2	2	8
Bob Simpson	4	1	0	1	0
Denis Herron	31	0	1	1	14
Rob Garner	1	0	0	0	0
Brian Lundberg	1	0	0	0	2
Nick Ricci	3	0	0	0	0
Roberto Romano	3	0	0	0	0
Rich Sutter	4	0	0	0	0
Doc Schutt	5	0	0	0	0
Bennett Wolf	5	0	0	0	37
George Ferguson	7	0	0	0	2
Ian Turnbull	7	0	0	0	4
Bench					20

GOALTENDING

PLAYERS (W-L-T)	GP	MP	GA	SO	GAA
Michel Dion (12-30-4)	49	2791	198	0	4.26
Denis Herron (5-18-5)	31	1707	151	1	5.31
Nick Ricci (1-2-0)	3	147	16	0	6.53
Roberto Romano (0-3-0)	3	155	18	0	6.97
TOTALS (18-53-9)	80	4800	394	1	4.93

FINAL PATRICK DIVISION STANDINGS

TEAMS	GP	W	L	T	GF	GA	PTS
Philadelphia	80	49	23	8	326	240	106
NY Islanders	80	42	26	12	302	226	96
Washington	80	39	25	16	306	283	94
NY Rangers	80	35	35	10	306	287	80
New Jersey	80	17	49	14	230	338	48
Pittsburgh	80	18	53	9	257	394	45

GAME-BY-GAME RESULTS

DATE	W-L-T	SCORE	OPPONENT	DATE	W-L-T	SCORE	OPPONENT
Oct. 5	T 3-3		at New Jersey	Jan. 7	L 2-7		at Edmonton
Oct. 9	L 3-5		NY RANGERS	Jan. 9	L 3-4		at Winnipeg
Oct. 10	L 3-4		at Boston	Jan. 12	L 0-7		MINNESOTA
Oct. 12	W 5-4		VANCOUVER	Jan. 13	L 1-8		at Philadelphia
Oct. 14	L 0-9		at NY Islanders	Jan. 15	L 7-8		MONTREAL
Oct. 16	L 5-6		NEW JERSEY	Jan. 19	T 1-1		NEW JERSEY
Oct. 20	L 3-5		ST. LOUIS	Jan. 22	L 3-7		QUEBEC
Oct. 21	L 4-8		at Quebec	Jan. 24	L 2-3		at Toronto
Oct. 23	W 4-2		PHILADELPHIA	Jan. 26	L 2-6		WASHINGTON
Oct. 27	W 7-5		WASHINGTON	Jan. 28	L 2-7		at Washington
Oct. 28	L 2-9		at Philadelphia	Jan. 29	L 1-2		NY RANGERS
Oct. 30	L 1-4		CALGARY	Jan. 31	L 2-3		at New Jersey
Oct. 31	L 2-6		at NY Rangers	Feb. 2	L 4-7		at Chicago
Nov. 2	W 3-1		at NY Islanders	Feb. 4	L 4-6		at Winnipeg
Nov. 4	T 4-4		at New Jersey	Feb. 5	L 4-7		at Calgary
Nov. 6	L 2-6		at Los Angeles	Feb. 9	L 2-6		VANCOUVER
Nov. 10	W 5-4		EDMONTON	Feb. 10	L 3-7		at Boston
Nov. 13	L 1-3		CALGARY	Feb. 12	W 6-4		LOS ANGELES
Nov. 14	T 6-6		at Buffalo	Feb. 15	L 3-7		DETROIT
Nov. 17	W 4-3		HARTFORD	Feb. 17	L 1-4		at NY Islanders
Nov. 20	W 4-3		BOSTON	Feb. 19	L 7-10		EDMONTON
Nov. 24	W 4-3		TORONTO	Feb. 21	L 2-4		at Toronto
Nov. 26	T 6-6		at Minnesota	Feb. 23	W 6-4		WINNIPEG
Nov. 27	L 3-5		at St. Louis	Feb. 24	L 3-6		at Philadelphia
Dec. 1	L 2-4		CHICAGO	Feb. 26	W 5-4		NEW JERSEY
Dec. 2	L 4-5		at Washington	Feb. 28	L 3-4		at NY Rangers
Dec. 4	T 0-0		PHILADELPHIA	Mar. 1	T 3-3		NY RANGERS
Dec. 8	W 4-2		BUFFALO	Mar. 4	L 2-10		at Buffalo
Dec. 11	L 4-7		QUEBEC	Mar. 6	L 3-5		PHILADELPHIA
Dec. 12	L 3-4		at Philadelphia	Mar. 10	L 3-4		NY ISLANDERS
Dec. 15	T 4-4		DETROIT	Mar. 12	W 7-2		at Hartford
Dec. 18	L 1-3		WASHINGTON	Mar. 13	L 3-4		CHICAGO
Dec. 20	L 3-6		at NY Rangers	Mar. 16	L 2-3		at Minnesota
Dec. 21	W 3-2		at Hartford	Mar. 19	W 7-4		at Los Angeles
Dec. 23	L 4-6		at Detroit	Mar. 21	L 3-7		at Vancouver
Dec. 26	W 4-3		NY RANGERS	Mar. 25	T 4-4		at Washington
Dec. 28	L 3-6		at Washington	Mar. 26	L 1-4		NY ISLANDERS
Dec. 29	L 5-6		ST. LOUIS	Mar. 30	W 3-2		MONTREAL
Jan. 1	W 2-1		NY ISLANDERS	Apr. 2	L 3-6		at NY Islanders
Jan. 2	L 1-5		at Montreal	Apr. 3	L 3-5		NEW JERSEY

SEASON HIGHLIGHTS

- Lou Angotti is named head coach on July 20, 1983.
- Penguins finish 16-58-6 for 38 points, their worst record ever and worst overall record in the NHL.
- Mike Bullard scores 51 goals becoming only the fourth player in Penguins' history to do so.

FINAL STATISTICS
SCORING

PLAYERS	GP	G	A	PTS	PIM
Mike Bullard	76	51	41	92	57
Doug Shedden	67	22	35	57	20
Mark Taylor	60	24	31	55	24
Ron Flockhart	76	27	21	48	44
Rick Kehoe	57	18	27	45	8
Tom Roulston	77	16	24	40	24
Pat Boutette	73	14	26	40	142
Andy Brickley	50	18	20	38	9
Kevin McCarthy	78	6	30	36	113
Greg Hotham	76	5	25	30	59
Randy Carlyle	50	3	23	26	82
Bob Errey	65	9	13	22	29
Norm Schmidt	34	6	12	18	12
Bryan Maxwell	48	3	15	18	111
Gary Rissling	47	4	13	17	297
Tom O'Regan	51	4	10	14	8
Greg Fox	73	2	10	12	97
Tim Hryniewicz	25	4	5	9	34
Marty McSorley	72	2	7	9	224
Tom Thornbury	14	1	8	9	16
Warren Young	15	1	7	8	19
Steve Gatzos	23	3	3	6	15
Kevin McClelland	24	2	4	6	62
Rod Buskas	47	2	4	6	60
Bob Gladney	13	1	5	6	2
Ted Bulley	26	3	2	5	12
Dave Hannan	24	2	3	5	33
Paul Gardner	16	0	5	5	6
Jim Hamilton	11	2	2	4	4
Rod Schutt	11	1	3	4	4
Rocky Saganuik	29	1	3	4	37
Darren Lowe	8	1	2	3	0
Andre St. Laurent	8	2	0	2	21
Mitch Lamoureux	8	1	1	2	6
Tim Tookey	8	0	2	2	2
Dean DeFazio	22	0	2	2	28
Greg Tebbutt	24	0	2	2	31
Marc Chorney	4	0	1	1	8
Phil Bourque	5	0	1	1	12
Randy Boyd	5	0	1	1	6
Michel Dion	30	0	1	1	2
Grant Sasser	3	0	0	0	0
Vincent Tremblay	4	0	0	0	0
Rich Sutter	5	0	0	0	0
Todd Charlesworth	10	0	0	0	8
Troy Loney	13	0	0	0	9
Roberto Romano	18	0	0	0	0
Denis Herron	38	0	0	0	21
Bench					14

GOALTENDING

PLAYERS (W-L-T)	GP	MP	GA	SO	GAA
Denis Herron (8-24-2)	38	2027	138	1	4.08
Roberto Romano (6-11-1)	18	1020	78	1	4.59
Michel Dion (2-19-4)	30	1553	138	0	5.33
Vincent Tremblay (0-4-0)	4	240	24	0	6.00
TOTALS (16-58-6)	80	4840	378	2	4.69

MAJOR TRADES

- Oct. 23, 1983 - Obtained Andy Brickley, Ron Flockhart, Mark Taylor and a first round choice in the 1984 Entry Draft from Philadelphia for Rich Sutter and second and third round choices in the 1984 Entry Draft.
- Dec. 5, 1983 - Obtained Tom Roulston from Edmonton for Kevin McClelland and a sixth round choice in the 1984 Entry Draft.
- Jan. 26, 1984 - Obtained Kevin McCarthy from Vancouver for a third round choice in the 1984 Entry Draft.
- Mar. 5, 1984 - Obtained Moe Mantha and a first round choice in the 1984 Entry Draft from Winnipeg for Randy Carlyle.

FINAL PATRICK DIVISION
STANDINGS

TEAMS	GP	W	L	T	GF	GA	PTS
NY Islanders	80	50	26	4	357	269	104
Washington	80	48	27	5	308	226	101
Philadelphia	80	44	26	10	350	290	98
NY Rangers	80	42	29	9	314	304	93
New Jersey	80	17	56	7	231	350	41
Pittsburgh	80	16	58	6	254	390	38

GAME-BY-GAME RESULTS

DATE	W-L-T	SCORE	OPPONENT	DATE	W-L-T	SCORE	OPPONENT
Oct. 4	L	3-5	St. Louis	Jan. 7	L	4-7	NEW JERSEY
Oct. 8	L	1-6	NY RANGERS	Jan. 10	L	1-7	Quebec
Oct. 9	L	1-7	Philadelphia	Jan. 14	L	3-7	Boston
Oct. 12	L	3-4*	WINNIPEG	Jan. 15	L	0-2	Chicago
Oct. 14	W	4-0	Washington	Jan. 18	L	4-5*	WINNIPEG
Oct. 15	L	4-6	HARTFORD	Jan. 20	W	6-3	NY Rangers
Oct. 18	L	1-3	BUFFALO	Jan. 21	L	2-3	WASHINGTON
Oct. 22	L	1-6	BOSTON	Jan. 25	L	3-6	NY RANGERS
Oct. 25	L	0-1	WASHINGTON	Jan. 28	L	2-5	Montreal
Oct. 27	W	4-2	Chicago	Jan. 29	L	3-7	Buffalo
Oct. 29	L	1-3	PHILADELPHIA	Feb. 1	W	4-0	MINNESOTA
Oct. 30	W	5-3	New Jersey	Feb. 4	L	5-6	NY Islanders
Nov. 2	W	6-3	Winnipeg	Feb. 5	L	4-5	NY ISLANDERS
Nov. 3	T	3-3*	Calgary	Feb. 8	L	5-8*	BUFFALO
Nov. 5	L	3-7	Edmonton	Feb. 9	L	3-9	Detroit
Nov. 8	T	4-4*	CALGARY	Feb. 11	W	3-2	NEW JERSEY
Nov. 11	L	5-8	NY ISLANDERS	Feb. 13	L	1-6	Quebec
Nov. 12	W	4-2	NY Islanders	Feb. 16	L	3-10	Calgary
Nov. 16	L	2-3	TORONTO	Feb. 17	W	4-1	Vancouver
Nov. 19	T	4-4*	ST LOUIS	Feb. 19	L	3-7	Edmonton
Nov. 20	L	4-5*	Philadelphia	Feb. 22	L	2-9	EDMONTON
Nov. 23	W	4-1	NEW JERSEY	Feb. 25	T	3-3*	CHICAGO
Nov. 25	L	2-5	Detroit	Feb. 26	L	3-4*	NY Rangers
Nov. 26	L	4-7	DETROIT	Feb. 29	L	5-9	VANCOUVER
Nov. 29	L	4-6	Minnesota	Mar. 1	L	1-9	Washington
Dec. 1	L	4-6	MINNESOTA	Mar. 3	W	4-3	LOS ANGELES
Dec. 3	L	3-6	PHILADELPHIA	Mar. 5	L	2-5	WASHINGTON
Dec. 6	L	3-5	BOSTON	Mar. 6	L	5-6	New Jersey
Dec. 11	T	3-3*	MONTREAL	Mar. 8	L	6-8	QUEBEC
Dec. 13	W	3-2	HARTFORD	Mar. 11	L	4-6	NY ISLANDERS
Dec. 15	L	1-3	Montreal	Mar. 13	L	3-4	Vancouver
Dec. 17	L	5-6	LOS ANGELES	Mar. 14	L	6-7	Los Angeles
Dec. 18	T	3-3*	Toronto	Mar. 17	W	4-2	Hartford
Dec. 20	L	3-11	NY Islanders	Mar. 21	W	3-1	TORONTO
Dec. 21	L	1-6	NY Rangers	Mar. 22	L	4-13	Philadelphia
Dec. 23	W	6-5*	New Jersey	Mar. 24	L	0-6	Washington
Dec. 26	W	7-4	NY RANGERS	Mar. 25	L	3-4	WASHINGTON
Dec. 31	L	0-2	St. Louis	Mar. 28	L	3-5	PHILADELPHIA
Jan. 3	L	5-7	PHILADELPHIA	Mar. 29	L	4-6	NY Rangers
Jan. 6	L	1-3	New Jersey	Apr. 1	L	1-2	NY ISLANDERS

* - overtime

1984-85 PENGUINS REVIEW

SEASON HIGHLIGHTS

- Bob Berry is named head coach on June 4, 1984.
- Penguins draft Mario Lemieux, Doug Bodger and Roger Belanger in the first round of the 1984 Entry Draft on June 9 marking the first time in club history that Pittsburgh selected more than one player in the first round. Lemieux is the first Penguin to be drafted first overall.
- Penguins win five games in a row from Dec. 5 through Dec. 15.
- Lemieux scores two goals and one assist to win MVP honors at the 1985 All-Star Game in Calgary.
- Penguins place two representatives on the All-Rookie team, Lemieux at center and Warren Young at left wing.
- Lemieux finishes with 100 points (43-57) becoming only the third rookie in NHL history to score 100 or more points in a season.
- Lemieux is the first Penguin to be honored with the Calder Memorial Trophy for Rookie of the Year.
- Young and Lemieux each score over 40 goals, the first time two Penguins rookies topped the 40 goal mark in one season.

FINAL STATISTICS

PLAYERS	GP	G	A	PTS	PIM
Mario Lemieux	73	43	57	100	54
Warren Young	80	40	32	72	176
Doug Shedden	80	35	32	67	30
Mike Bullard	68	32	31	63	75
John Chabot	77	9	51	60	14
Wayne Babych	65	20	34	54	35
Moe Mantha	71	11	40	51	54
Doug Bodger	65	5	26	31	67
Andy Brickley	45	7	15	22	10
Randy Hillier	45	2	19	21	56
Mitch Lamoureux	62	11	8	19	53
Gary Rissling	56	10	9	19	209
Kevin McCarthy	64	9	10	19	30
Troy Loney	46	10	8	18	59
Mark Taylor	47	7	10	17	19
Dave Hannan	30	6	7	13	43
Bruce Crowder	26	4	7	11	23
Joe McDonnell	40	2	9	11	20
Rod Buskas	69	2	7	9	191
Todd Charlesworth	67	1	8	9	31
Roger Belanger	44	3	5	8	32
Wally Weir	48	2	6	8	90
Bryan Maxwell	44	0	8	8	57
Jim McGeough	25	3	4	7	16
Greg Fox	26	2	5	7	26
Arto Javanainen	14	4	1	5	2
Ron Flockhart	12	0	5	5	4
Pat Boutette	14	1	3	4	24
Jim Hamilton	11	2	1	3	0
Steve Gatzos	6	0	2	2	2
Rick Kehoe	6	0	2	2	0
Greg Hotham	11	0	2	2	4
Bob Errey	16	0	2	2	7
Michel Dion	10	0	1	1	0
Bob Geale	1	0	0	0	2
Tom O'Regan	1	0	0	0	0
Petteri Lehto	6	0	0	0	4
Mike Rowe	6	0	0	0	7
Brian Ford	8	0	0	0	0
Marty McSorley	15	0	0	0	15
Roberto Romano	31	0	0	0	2
Denis Herron	42	0	0	0	4

GOALTENDING

PLAYERS (W-L-T)	GP	MP	GA	SO	GAA
Roberto Romano (9-17-2)	31	1629	120	1	4.42
Denis Herron (10-22-3)	42	2193	169	1	4.62
Michel Dion (3-6-0)	10	553	43	0	4.67
Brian Ford (2-6-0)	8	457	48	0	6.30
TOTALS (24-51-5)	80	4832	380	2	4.78

MAJOR TRADES

- Oct. 11, 1984 - Obtained Randy Hillier from Boston for a fourth round choice in the 1985 Entry Draft.
- Nov. 9, 1984 - Obtained John Chabot from Montreal for Ron Flockhart.
- Nov. 16, 1984 - Obtained Ville Siren from Hartford for Pat Boutette.
- Mar. 12, 1985 - Obtained Jim McGeough from Washington for Mark Taylor.

FINAL PATRICK DIVISION STANDINGS

TEAMS	GP	W	L	T	GF	GA	PTS
Philadelphia	80	53	20	7	348	241	113
Washington	80	46	25	9	322	240	101
NY Islanders	80	40	34	6	345	312	86
NY Rangers	80	26	44	10	295	345	62
New Jersey	80	22	48	10	264	346	54
Pittsburgh	80	24	51	5	276	385	53

GAME-BY-GAME RESULTS

DATE	W-L-T	SCORE	OPPONENT	DATE	W-L-T	SCORE	OPPONENT
Oct. 11	L	3-4	Boston	Jan. 16	L	4-5	WASHINGTON
Oct. 13	L	3-4	Montreal	Jan. 17	L	2-5	Washington
Oct. 17	W	4-3	VANCOUVER	Jan. 19	W	5-4	CHICAGO
Oct. 20	W	3-1	PHILADELPHIA	Jan. 21	L	6-7	Winnipeg
Oct. 21	L	2-4	Philadelphia	Jan. 23	L	3-4	Minnesota
Oct. 24	L	2-5	NEW JERSEY	Jan. 25	T	6-6*	Calgary
Oct. 27	W	2-5	MONTREAL	Feb. 14	L	4-8	Chicago
Oct. 30	W	4-3	DETROIT	Jan. 30	L	5-6	TORONTO
Oct. 31	W	7-6	New Jersey	Feb. 2	L	0-4	NY ISLANDERS
Nov. 3	L	5-7	NY RANGERS	Feb. 7	L	3-6	New Jersey
Nov. 6	T	3-3*	EDMONTON	Feb. 9	L	1-4	NY Islanders
Nov. 8	L	2-6	ST. LOUIS	Feb. 10	L	3-4	LOS ANGELES
Nov. 10	L	4-5	NY Islanders	Feb. 14	L	4-8	Chicago
Nov. 14	W	4-3*	Winnipeg	Feb. 16	L	1-8	QUEBEC
Nov. 16	L	6-7	Vancouver	Feb. 18	L	2-8	Philadelphia
Nov. 17	L	3-5	Los Angeles	Feb. 20	W	6-3	CALGARY
Nov. 21	T	3-3*	WASHINGTON	Feb. 22	L	3-6	NY RANGERS
Nov. 22	L	3-9	Hartford	Feb. 23	W	3-1	Minnesota
Nov. 24	L	3-5	NEW JERSEY	Feb. 25	L	4-5	MINNESOTA
Nov. 27	T	2-2	BUFFALO	Feb. 27	L	4-6	WINNIPEG
Nov. 29	L	3-6	CHICAGO	Mar. 2	W	5-4	NY RANGERS
Dec. 1	L	1-3	Philadelphia	Mar. 3	L	3-7	NY Rangers
Dec. 2	L	1-9	Washington	Mar. 5	L	0-6	Los Angeles
Dec. 5	W	7-4	ST. LOUIS	Mar. 7	L	1-5	St. Louis
Dec. 7	W	4-3*	NY Rangers	Mar. 9	W	6-5*	Boston
Dec. 8	W	6-4	CALGARY	Mar. 10	L	4-11	Philadelphia
Dec. 12	W	4-3	NY ISLANDERS	Mar. 13	L	3-7	BOSTON
Dec. 15	W	5-2	Toronto	Mar. 16	W	5-0	NY RANGERS
Dec. 19	L	2-3	NEW JERSEY	Mar. 17	L	3-4	Hartford
Dec. 21	W	4-2	PHILADELPHIA	Mar. 19	L	3-5	PHILADELPHIA
Dec. 22	L	2-5	NY Islanders	Mar. 22	L	1-3	Buffalo
Dec. 26	W	6-5	NY ISLANDERS	Mar. 24	L	3-7	Washington
Dec. 28	W	4-0	HARTFORD	Mar. 26	L	4-5	NY Rangers
Dec. 29	L	2-10	Quebec	Mar. 27	W	4-3	NEW JERSEY
Dec. 31	T	4-4*	Detroit	Mar. 30	L	4-6	New Jersey
Jan. 2	W	2-1	Toronto	Mar. 31	L	2-4	MONTREAL
Jan. 4	L	2-7	Buffalo	Apr. 2	L	3-4	NY Islanders
Jan. 5	L	3-8	QUEBEC	Apr. 3	L	2-3	DETROIT
Jan. 9	W	7-4	VANCOUVER	Apr. 6	L	4-7	WASHINGTON
Jan. 12	W	4-3	EDMONTON	Apr. 7	L	3-7	Washington

* overtime

SEASON HIGHLIGHTS

- Mario Lemieux gets his first career hat trick on Dec. 31 at St. Louis with four goals.
- Lemieux has points in 28 consecutive games from Jan. 11 through Mar. 15, scoring 59 points (21+38) in that span.
- Penguins tie Russian Dynamo, 3-3, on Jan. 4 at the Civic Arena before a sellout crowd.
- On Feb. 15 vs. Vancouver, Lemieux records his 100th point to become the first Penguins player to record consecutive 100 point seasons.

- Lemieux's 93 assists and 141 points are club records.
- Lemieux is awarded the Lester B. Pearson Award on May 26, presented by the Players' Association to the Outstanding Player in the NHL.

MAJOR TRADES

- Sept. 11, 1985 - Obtained Gilles Meloche from Edmonton for Tim Hryniewicz and Marty McSorley.
- Oct. 4, 1985 - Obtained Randy Cunneynworth and Mike Moller from Buffalo for Pat Hughes.
- Oct. 20, 1985 - Obtained future considerations from Quebec for Wayne Babych.
- Mar. 11, 1986 - Obtained Ron Duguay from Detroit for Doug Shedden.

FINAL STATISTICS

SCORING

PLAYERS	GP	G	A	PTS	PIM
Mario Lemieux	79	48	93	141	43
Mike Bullard	77	41	42	83	69
Moe Mantha	78	15	52	67	102
Doug Shedden	67	32	34	66	32
Terry Ruskowski	72	26	37	63	162
Ron Duguay	80	25	36	61	32
Randy Cunneynworth	75	15	30	45	74
John Chabot	77	14	31	45	6
Doug Bodger	79	4	33	37	63
Dave Hannan	75	17	18	35	91
Willy Lindstrom	71	14	17	31	30
Mike Blaisdell	66	15	14	29	36
Norm Schmidt	66	15	14	29	57
John Johnson	80	3	26	29	115
Craig Simpson	76	11	17	28	49
Dan Frawley	89	10	11	21	174
Bob Errey	37	11	6	17	8
Ville Siren	60	4	8	12	32
Troy Loney	47	3	9	12	95
Rod Buskas	72	2	7	9	159
Jim McGeough	7	3	2	5	8
Chris Dahlquist	5	1	2	3	2
Tom O'Regan	9	1	2	3	2
Randy Hillier	28	0	3	3	53
Ted Nolan	18	1	1	2	34
Dwight Mathiasen	4	1	0	1	2
Todd Charlesworth	2	0	1	1	0
Gilles Meloche	34	0	1	1	2
Roberto Romano	46	0	1	1	4
Wayne Babych	2	0	0	0	0
Denis Herron	3	0	0	0	0
Joe McDonnell	3	0	0	0	2
Mike Rowe	3	0	0	0	4
Phil Bourque	4	0	0	0	2
Tom Roulston	5	0	0	0	2

GOALTENDING

PLAYERS (W-L-T)	GP	MP	GA	SO	GAA
Roberto Romano (21-20-3)	46	2683	159	2	3.56
Gilles Meloche (13-15-5)	34	1989	119	0	3.59
Denis Herron (0-3-0)	3	180	14	0	4.67
TOTALS (34-38-8)	80	4852	292	2	3.77

FINAL PATRICK DIVISION STANDINGS

TEAMS	GP	W	L	T	GF	GA	PTS
Philadelphia	80	53	23	4	335	241	110
Washington	80	50	23	7	315	272	107
NY Islanders	80	39	29	12	327	284	90
NY Rangers	80	36	38	6	280	276	78
Pittsburgh	80	34	38	8	313	305	76
New Jersey	80	28	49	3	301	374	59

GAME-BY-GAME RESULTS

DATE	W-L-T	SCORE	OPPONENT	DATE	W-L-T	SCORE	OPPONENT
Oct. 10	L	3-5	MONTREAL	Jan. 8	W	7-3	LOS ANGELES
Oct. 13	L	2-4	PHILADELPHIA	Jan. 9	L	0-9	NY Islanders
Oct. 15	W	3-2	MINNESOTA	Jan. 11	T	3-3*	BUFFALO
Oct. 20	T	5-5*	Chicago	Jan. 15	W	6-3	NY ISLANDERS
Oct. 19	L	3-4	Quebec	Jan. 18	W	5-2	St. Louis
Oct. 23	W	5-4	Toronto	Jan. 19	W	3-2	MINNESOTA
Oct. 24	W	6-4	TORONTO	Jan. 22	W	7-4	Edmonton
Oct. 26	T	4-4*	QUEBEC	Jan. 24	L	3-4	Vancouver
Oct. 29	L	3-4	HARTFORD	Jan. 25	L	2-5	Calgary
Oct. 30	L	3-6	Detroit	Jan. 26	T	2-2*	PHILADELPHIA
Nov. 2	T	4-4*	Montreal	Jan. 29	W	4-1	New Jersey
Nov. 4	L	2-4	NY RANGERS	Feb. 1	L	3-4	NY Islanders
Nov. 6	W	1-4	WASHINGTON	Feb. 2	L	2-3	Boston
Nov. 8	L	3-5	New Jersey	Feb. 8	W	4-0	NEW JERSEY
Nov. 9	W	3-1	CHICAGO	Feb. 12	W	8-1	WASHINGTON
Nov. 13	W	6-3	Vancouver	Feb. 15	W	9-4	VANCOUVER
Nov. 16	L	3-4*	Los Angeles	Feb. 16	T	5-5*	New Jersey
Nov. 19	L	3-4	Washington	Feb. 19	W	5-2	WINNIPEG
Nov. 24	L	1-3	WASHINGTON	Feb. 21	W	7-3	Detroit
Nov. 22	W	8-1	WINNIPEG	Feb. 22	L	3-5	ST. LOUIS
Nov. 24	L	4-7	Philadelphia	Feb. 24	W	6-5*	ST. LOUIS
Nov. 27	W	7-1	TORONTO	Feb. 26	W	5-2	BUFFALO
Nov. 30	W	5-4	NY RANGERS	Feb. 27	L	3-6	NY Rangers
Dec. 2	W	6-0	NY Rangers	Mar. 1	W	5-1	HARTFORD
Dec. 4	W	5-2	DETROIT	Mar. 4	L	3-6	Calgary
Dec. 6	W	3-1	Buffalo	Mar. 7	L	3-5	Edmonton
Dec. 7	L	1-5	NEW JERSEY	Mar. 9	L	3-5	Winnipeg
Dec. 10	L	4-7	NY Islanders	Mar. 11	L	3-5	Washington
Dec. 11	T	4-4*	NY ISLANDERS	Mar. 12	L	2-5	BOSTON
Dec. 14	L	4-5	Hartford	Mar. 15	T	2-2*	NY RANGERS
Dec. 15	W	5-2	NY Rangers	Mar. 17	L	3-5	Washington
Dec. 17	W	4-3	CALGARY	Mar. 19	W	7-3	New Jersey
Dec. 19	W	4-3*	Minnesota	Mar. 20	L	1-5	Philadelphia
Dec. 21	L	2-4	PHILADELPHIA	Mar. 22	W	7-4	Quebec
Dec. 22	L	2-3*	Philadelphia	Mar. 26	L	3-9	EDMONTON
Dec. 26	W	4-3	BOSTON	Mar. 29	L	3-4	Montreal
Dec. 28	L	2-4	NY ISLANDERS	Apr. 1	L	3-5	Washington
Dec. 31	W	8-4	St. Louis	Apr. 2	L	2-7	NY ISLANDERS
Jan. 1	L	4-7	Chicago	Apr. 5	L	3-4*	PHILADELPHIA
Jan. 6	W	4-3	NEW JERSEY	Apr. 6	W	5-4*	NY Rangers

* overtime

1986-87 PENGUINS REVIEW

SEASON HIGHLIGHTS

- Penguins open their 20th Anniversary Season on Oct. 9 with a 5-4 win over Washington at the Civic Arena.
- Penguins defeat Buffalo, 5-4, in OT on Oct. 22 to extend their club record start-of-the-season winning streak to seven games.
- Penguins record 12 hat tricks during the season, a club record, including six by Mario Lemieux.
- Lemieux scores 107 points (54+53), topping the century mark for the third consecutive season.
- Head coach Bob Berry and assistant Jim Roberts are relieved of coaching duties on Apr. 13.

FINAL STATISTICS

SCORING

PLAYERS	GP	G	A	PTS	PIM
Mario Lemieux	63	54	53	107	57
Dan Quinn	80	31	49	80	54
Randy Cunneynworth	79	26	27	53	142
Craig Simpson	72	26	25	51	57
Terry Ruskowski	70	14	37	51	147
Doug Bodger	76	11	38	49	52
Moe Mantha	62	9	31	40	44
John Chabot	72	14	22	36	8
Bob Errey	72	16	18	34	46
Jim Johnson	80	5	25	30	116
Dan Frawley	78	14	14	28	218
Kevin LaVallee	33	8	20	28	4
Dave Hannan	58	10	15	25	56
Willy Lindstrom	60	10	13	23	6
Ville Siren	69	5	18	23	50
Warren Young	50	8	13	21	103
Ron Duguay	40	5	13	18	30
Rod Buskas	68	3	15	18	123
Chris Kontos	31	8	9	17	6
Troy Loney	23	8	7	15	22
Randy Hillier	55	4	8	12	97
Mike Bullard	14	2	10	12	17
Dwight Schofield	25	1	6	7	59
Norm Schmidt	20	1	5	6	4
Phil Bourque	22	2	3	5	32
Jim McGeough	11	1	4	5	8
Mitch Wilson	17	2	1	3	83
Lee Giffin	8	1	1	2	0
Mike Blaisdell	10	1	1	2	2
Neil Belland	3	0	1	1	0
Dwight Mathiasen	6	0	1	1	2
Chris Dahlquist	19	0	1	1	22
Pat Riggins	27	0	1	1	2
Gilles Meloche	43	0	1	1	20
Todd Charlesworth	1	0	0	0	0
Alain Lemieux	1	0	0	0	0
Steve Guenette	2	0	0	0	0
Mike Rowe	2	0	0	0	0
Carl Mokosak	3	0	0	0	4
Roberto Romano	25	0	0	0	0
Bench					16

GOALTENDING

PLAYERS (W-L-T)	GP	MP	GA	SO	GAA
Pat Riggins (8-6-3)	17	989	55	0	3.34
Gilles Meloche (13-19-7)	43	2342	134	0	3.41
Rob. Romano (9-11-2)	25	1438	87	0	3.63
Steve Guenette (0-2-0)	2	113	8	0	4.25
TOTALS (30-38-12)	80	4882	284	1	3.56

MAJOR TRADES

- Nov. 12, 1986 - Obtained Dan Quinn from Calgary for Mike Bullard.
- Jan. 21, 1987 - Obtained Chris Kontos from New York Rangers for Ron Duguay.
- Feb. 6, 1987 - Obtained Pat Riggins from Boston for Roberto Romano.

FINAL PASTRICK DIVISION STANDINGS

TEAMS	GP	W	L	T	GF	GA	PTS
Philadelphia	80	46	26	8	310	245	100
Washington	80	38	32	10	285	278	86
NY Islanders	80	35	33	12	279	281	82
NY Rangers	80	34	38	8	307	323	76
Pittsburgh	80	30	38	12	297	290	72
New Jersey	80	29	45	6	293	368	64

GAME-BY-GAME RESULTS

DATE	W-L-T	SCORE	OPPONENT	DATE	W-L-T	SCORE	OPPONENT
Oct. 9	W	5-4	WASHINGTON	Jan. 9	L	2-3	Washington
Oct. 11	W	6-5*	NY RANGERS	Jan. 13	T	3-3*	NY Islanders
Oct. 12	W	4-1	Chicago	Jan. 14	L	3-4	WINNIPEG
Oct. 14	W	4-3*	LOS ANGELES	Jan. 17	L	2-4	Boston
Oct. 17	W	7-3	Buffalo	Jan. 18	L	0-1	DETROIT
Oct. 18	W	8-4	NEW JERSEY	Jan. 21	L	5-10	Los Angeles
Oct. 22	W	5-4*	BUFFALO	Jan. 23	W	6-0	Edmonton
Oct. 23	L	3-5	Philadelphia	Jan. 24	L	2-4	Edmonton
Oct. 25	W	4-2	PHILADELPHIA	Jan. 27	W	7-5	WASHINGTON
Oct. 28	L	2-5	Hartford	Jan. 29	L	3-5	Philadelphia
Oct. 29	L	6-8	NEW JERSEY	Feb. 1	L	6-8	HARTFORD
Nov. 1	T	3-3*	St. Louis	Feb. 5	L	5-6	Boston
Nov. 4	T	2-2*	VANCOUVER	Feb. 7	W	4-1	CHICAGO
Nov. 6	W	4-2	Minnesota	Feb. 8	W	2-1*	New Jersey
Nov. 9	L	1-2	Detroit	Feb. 14	T	3-3*	VANCOUVER
Nov. 12	W	2-1	BOSTON	Feb. 15	L	1-4	NY Rangers
Nov. 14	L	4-5	New Jersey	Feb. 17	L	1-3	CALGARY
Nov. 15	W	5-2	QUEBEC	Feb. 19	T	4-4*	Philadelphia
Nov. 19	L	1-3	Winnipeg	Feb. 21	L	5-6	NEW JERSEY
Nov. 20	W	5-2	Calgary	Feb. 22	W	4-2	NY Rangers
Nov. 22	W	5-4	Washington	Feb. 24	W	5-2	EDMONTON
Nov. 25	L	1-5	NY Islanders	Feb. 26	L	4-5	NY Islanders
Nov. 26	L	2-3	NY ISLANDERS	Feb. 28	L	1-2	CHICAGO
Nov. 29	T	5-5*	NY RANGERS	Mar. 1	T	5-5*	ST. LOUIS
Nov. 30	T	2-2*	NY Rangers	Mar. 3	W	8-1	Quebec
Dec. 5	L	2-4	EDMONTON	Mar. 5	L	2-7	Toronto
Dec. 6	W	5-2	MINNESOTA	Mar. 7	W	7-3	Minnesota
Dec. 10	L	4-6	CALGARY	Mar. 8	W	5-3	Winnipeg
Dec. 12	W	9-3	TORONTO	Mar. 10	L	3-6	NY ISLANDERS
Dec. 13	L	2-3*	Toronto	Mar. 12	W	6-3	QUEBEC
Dec. 17	L	0-3	Los Angeles	Mar. 14	L	2-3*	NY RANGERS
Dec. 20	L	4-6	PHILADELPHIA	Mar. 18	W	5-4	ST. LOUIS
Dec. 22	T	4-4*	Montreal	Mar. 20	L	3-4	Washington
Dec. 23	L	3-4*	NY Islanders	Mar. 22	L	1-3	Philadelphia
Dec. 26	T	3-3*	Buffalo	Mar. 24	T	3-3*	PHILADELPHIA
Dec. 27	T	3-3*	NY ISLANDERS	Mar. 28	L	4-5	Hartford
Dec. 30	L	3-5	NY RANGERS	Mar. 29	L	1-4	MONTREAL
Jan. 1	L	3-4*	Washington	Mar. 31	L	3-5	New Jersey
Jan. 3	W	6-3	MONTREAL	Apr. 2	W	6-2	NEW JERSEY
Jan. 7	W	5-2	WASHINGTON	Apr. 4	W	4-3*	DETROIT

* overtime

1987-88 PENGUINS REVIEW

SEASON HIGHLIGHTS

- Pierre Creamer is named head coach on June 4.
- Mario Lemieux is named MVP in the NHL All-Star Game in St. Louis after scoring three goals, including the game-winner in OT, and three assists.
- Lemieux sets Penguins season records in goals (70), assists (98), points (168) and power play goals (22).

- Lemieux wins the Art Ross Trophy for scoring and the Hart Memorial Trophy for Most Valuable Player, thus becoming the first Penguin to be so honored.
- Tony Esposito is hired as vice president and general manager on Apr. 14.
- Pierre Creamer is relieved of his coaching duties on June 14.

FINAL STATISTICS

SCORING

PLAYERS	GP	G	A	PTS	PIM
Mario Lemieux	77	70	98	168	92
Dan Quinn	70	40	39	79	50
Randy Cunneyworth	71	35	39	74	141
Paul Coffey	46	15	52	67	93
Doug Bodger	69	14	31	45	103
Rob Brown	51	24	20	44	56
Dave Hunter	80	14	21	35	83
Charlie Simmer	50	11	17	28	24
Jock Callander	41	11	16	27	45
Craig Simpson	21	13	13	26	34
Bryan Erickson	53	7	19	26	20
Ville Siren	58	1	20	21	62
Dave McLlwain	66	11	8	19	40
Troy Loney	65	5	13	18	151
Phil Bourque	21	4	12	16	20
Dan Frawley	47	6	8	14	152
Randy Hillier	55	1	12	13	144
Jim Johnson	55	1	12	13	87
Rod Buskas	76	4	8	12	206
Steve Gotaas	36	5	6	11	45
Zarley Zalapski	15	3	8	11	7
Moe Mantha	21	2	8	10	23
Bob Errey	17	3	6	9	18
Chris Dahlquist	44	3	6	9	69
Mark Kachowski	31	3	3	8	126
Perry Ganchar	38	3	5	8	36
Wilf Paiement	23	2	6	8	39
Chris Kontos	38	1	7	8	12
Kevin Stevens	16	5	2	7	8
Dave Hannan	21	4	3	7	23
Dwight Mathiasen	23	0	6	6	14
Wayne Van Dorp	25	1	3	4	75
Chris Joseph	17	0	4	4	12
Norm Schmidt	5	1	2	3	0
Todd Charlesworth	6	2	0	2	2
Brad Aitken	5	1	1	2	0
Lee Giffin	19	0	2	2	9
Frank Pietrangelo	21	0	2	2	2
Scott Gruhl	6	1	0	1	0
Pat Mayer	1	0	0	0	4
Dave Goertz	2	0	0	0	2
Warren Young	7	0	0	0	15
Jimmy Mann	9	0	0	0	53
Steve Guenette	19	0	0	0	2
Pat Riggan	22	0	0	0	12
Gilles Meloche	27	0	0	0	0

GOALTENDING

PLAYERS (W-L-T)	GP	MP	GA	SO	GAA
Steve Guenette (12-7-0)	19	1092	61	1	3.35
Pat Riggan (7-8-4)	22	1169	76	0	3.90
Frank Pietrangelo (9-11-0)	21	1207	80	1	3.98
Gilles Meloche (8-9-5)	27	1394	95	0	4.09
TOTALS (36-35-9)	80	4862	316	2	3.90

MAJOR TRADES

Nov. 24, 1987 - Obtained Paul Coffey, Dave Hunter and Wayne Van Dorp from Edmonton for Craig Simpson, Moe Mantha, Dave Hannan and Chris Joseph.

Feb. 4, 1988 - Obtained Bryan Erickson from Los Angeles for Chris Kontos.

FINAL PATRICK DIVISION

STANDINGS

TEAMS	GP	W	L	T	GF	GA	PTS
NY Islanders	80	39	31	10	308	267	88
Washington	80	38	33	9	281	249	85
Philadelphia	80	38	33	9	292	292	85
New Jersey	80	38	36	6	295	296	82
NY Rangers	80	36	34	10	300	283	82
Pittsburgh	80	36	35	9	319	316	81

GAME-BY-GAME RESULTS

DATE	W-L-T	SCORE	OPPONENT	DATE	W-L-T	SCORE	OPPONENT
Oct. 8	T 4-4*		NY Rangers	Jan. 7	L 2-3		BOSTON
Oct. 9	L 3-6		New Jersey	Jan. 9	L 4-5*		Hartford
Oct. 13	W 8-3		BUFFALO	Jan. 10	L 5-7		Detroit
Oct. 15	T 6-4*		NY RANGERS	Jan. 12	T 5-5		NY ISLANDERS
Oct. 17	L 2-3		Montreal	Jan. 15	L 4-5		PHILADELPHIA
Oct. 18	L 2-3		Philadelphia	Jan. 16	W 4-3		Toronto
Oct. 21	L 4-5		NEW JERSEY	Jan. 19	W 6-4		NY Islanders
Oct. 23	L 2-5		Detroit	Jan. 20	W 8-3		Chicago
Oct. 24	W 5-3		BUFFALO	Jan. 23	W 4-3*		Montreal
Oct. 27	T 4-4*		LOS ANGELES	Jan. 25	L 4-6		EDMONTON
Oct. 29	L 0-4		TORONTO	Jan. 27	L 1-4		WINNIPEG
Oct. 31	W 5-4*		Quebec	Jan. 28	L 3-6		New Jersey
Nov. 3	W 5-1		PHILADELPHIA	Jan. 30	W 4-2		CHICAGO
Nov. 5	W 4-2		NY Islanders	Feb. 2	W 3-2*		WASHINGTON
Nov. 7	L 1-4		Boston	Feb. 4	W 1-0		MINNESOTA
Nov. 11	W 3-2		WASHINGTON	Feb. 6	W 5-4		HARTFORD
Nov. 12	L 2-5		Philadelphia	Feb. 7	L 3-6		NY Rangers
Nov. 14	W 3-2*		NY RANGERS	Feb. 13	W 7-5		Los Angeles
Nov. 17	L 4-6		Vancouver	Feb. 17	L 0-5		Vancouver
Nov. 20	L 1-4		Edmonton	Feb. 19	L 3-7		Edmonton
Nov. 21	T 4-4*		Calgary	Feb. 21	L 4-5		ST. LOUIS
Nov. 25	W 6-4		QUEBEC	Feb. 23	L 3-4*		WINNIPEG
Nov. 27	W 4-2		Washington	Feb. 25	L 1-2		NY Rangers
Nov. 28	T 5-5		WASHINGTON	Feb. 28	L 5-7		Chicago
Dec. 2	L 1-7		NY ISLANDERS	Mar. 1	W 8-3		MINNESOTA
Dec. 5	W 6-3		VANCOUVER	Mar. 5	W 8-3		NY ISLANDERS
Dec. 9	W 5-2		CALGARY	Mar. 7	W 4-6		Calgary
Dec. 11	W 6-4		NY ISLANDERS	Mar. 10	L 4-6		ST. LOUIS
Dec. 12	L 2-5		St. Louis	Mar. 12	L 3-6		Minnesota
Dec. 15	L 2-5		PHILADELPHIA	Mar. 13	W 5-4		Winnipeg
Dec. 17	W 7-4		New Jersey	Mar. 16	W 5-2		TORONTO
Dec. 19	W 4-3		NY RANGERS	Mar. 19	W 7-0		PHILADELPHIA
Dec. 20	W 8-4		NY Rangers	Mar. 20	L 2-4		Philadelphia
Dec. 23	L 2-8*		NEW JERSEY	Mar. 23	W 7-1		WASHINGTON
Dec. 26	W 6-3		DETROIT	Mar. 25	W 5-2		MONTREAL
Dec. 27	T 3-3*		Buffalo	Mar. 27	W 6-3		Quebec
Dec. 29	T 4-4*		BOSTON	Mar. 29	W 2-7		New Jersey
Jan. 1	L 3-5		Washington	Mar. 31	L 0-4		NEW JERSEY
Jan. 2	L 2-3		NY Islanders	Apr. 2	W 7-6*		Washington
Jan. 5	T 4-4*		LOS ANGELES	Apr. 3	W 4-2		HARTFORD

*overtime

1988-89 PENGUINS REVIEW

SEASON HIGHLIGHTS

- Gene Ubriaco is named 11th Penguins head coach on June 28.
- Mario Lemieux sets a club record with five goals vs. New Jersey on Dec. 31, scoring each type of goal possible with an even strength, power play, short-handed, penalty shot and empty net goal.
- For the first time in Penguins history, three players (Lemieux 199, Rob Brown 115 and Paul Coffey 113) record 100 point seasons.
- Lemieux sets Penguins records for goals (85), assists (114), points (199), power play goals (31), short-handed goals (13) and hat tricks (9)
- Penguins set an NHL record with 119 power play goals.

- Penguins return to the playoffs after a seven-year absence, sweeping the New York Rangers before losing to Philadelphia in seven games.
- Lemieux ties two NHL playoff records with five goals and eight points in one playoff game vs. Philadelphia in a 10-7 Penguins win.
- Coffey and Lemieux are named NHL First Team All-Stars.
- Lemieux wins his second consecutive Art Ross Trophy.

MAJOR TRADES

- Sept. 1, 1988 - Obtained Wendell Young and a seventh round choice in the 1990 Entry Draft from Philadelphia for a third round choice in the 1990 Entry Draft.
- Nov. 12, 1988 - Obtained Tom Barrasso and a third round choice in the 1990 Entry Draft from Buffalo for Doug Bodger and Darrin Shannon.
- Dec. 17, 1988 - Obtained Gord Dineen and Scott Bjugstad from Minnesota for Ville Siren and Steve Gotaas.

FINAL STATISTICS

SCORING

PLAYERS	GP	G	A	PTS	PIM
Mario Lemieux	76	85	114	199	100
Rob Brown	68	49	66	115	118
Paul Coffey	75	30	83	113	193
Dan Quinn	79	34	60	94	102
Bob Errey	76	26	32	58	124
John Cullen	79	12	37	49	112
Zarley Zalapski	58	12	33	45	57
Randy Cunneynworth	70	25	19	44	156
Phil Bourque	80	17	26	43	97
Dave Hannan	72	10	20	30	157
Randy Hillier	68	1	23	24	141
Troy Loney	69	10	6	16	165
Jim Johnson	76	2	14	16	163
Kevin Stevens	24	12	3	15	19
Jock Callander	30	6	5	11	20
Tom Barrasso	54	0	8	8	70
Dan Frawley	46	3	4	7	66
Steve Dykstra	65	1	6	7	126
Chris Dahlquist	43	1	5	6	42
Rod Buskas	52	1	5	6	105
Doug Bodger	10	1	4	5	7
Jay Caulfield	58	1	4	5	285
Gord Dineen	40	1	3	4	44
Scott Bjugstad	24	3	0	3	4
Dave McLlwain	24	1	2	3	4
Mark Kachowski	12	1	1	2	43
Mark Recchi	15	1	1	2	0
Wendell Young	22	0	2	2	4
Ville Siren	12	1	0	1	14
Steve Guenette	11	0	1	1	0
Rich Tabaracci	1	0	0	0	2
Perry Ganchar	3	0	0	0	0
Frank Pietrangelo	15	0	0	0	2
Richard Zemlak	34	0	0	0	148
Bench					16

GOALTENDING

PLAYERS (W-L-T)	GP	MP	GA	SO	GAA
Frank Pietrangelo (5-3-0)	15	669	45	0	4.04
Tom Barrasso (18-15-7)	44	2406	162	0	4.04
Steve Guenette (5-6-0)	11	574	41	0	4.29
Wendell Young (12-9-0)	22	1150	92	0	4.80
Rick Tabaracci (0-0-0)	1	33	4	0	7.27
TOTALS (40-33-7)	80	4844	349	0	4.32

FINAL PATRICK DIVISION STANDINGS

TEAMS	GP	W	L	T	GF	GA	PTS
Washington	80	41	29	10	305	259	92
Pittsburgh	80	40	33	7	347	349	87
NY Rangers	80	37	35	8	310	307	82
Philadelphia	80	36	36	8	307	285	80
New Jersey	80	27	41	12	281	325	66
NY Islanders	80	28	47	5	265	325	61

GAME-BY-GAME RESULTS

DATE	W-L-T	SCORE	OPPONENT	DATE	W-L-T	SCORE	OPPONENT
Oct. 7	W	6-4	Washington	Jan. 10	W	5-3	NY ISLANDERS
Oct. 11	W	8-7	WASHINGTON	Jan. 12	W	9-2	Minnesota
Oct. 12	L	5-8	Buffalo	Jan. 14	T	4-4	NY RANGERS
Oct. 15	W	9-2	ST LOUIS	Jan. 15	L	4-4	NY Rangers
Oct. 16	W	4-2	PHILADELPHIA	Jan. 17	L	2-5	NY Islanders
Oct. 21	L	4-6	New Jersey	Jan. 20	L	3-7	Winnipeg
Oct. 22	W	7-4	CHICAGO	Jan. 21	W	7-4	Edmonton
Oct. 25	W	6-1	CALGARY	Jan. 25	W	5-4	WINNIPEG
Oct. 27	L	3-4	St. Louis	Jan. 28	W	10-5	DETROIT
Oct. 29	W	5-4	Montreal	Jan. 31	L	1-5	MONTREAL
Oct. 30	L	2-9	NY Rangers	Feb. 2	W	5-3	Philadelphia
Nov. 1	W	5-3	VANCOUVER	Feb. 3	T	3-3*	ST LOUIS
Nov. 3	L	2-6	QUEBEC	Feb. 5	W	5-2	Boston
Nov. 6	L	4-5	Philadelphia	Feb. 9	W	5-2	QUEBEC
Nov. 8	L	3-7	EDMONTON	Feb. 11	L	1-8	Quebec
Nov. 10	W	5-1	TORONTO	Feb. 12	L	2-4	CALGARY
Nov. 12	L	2-7	Los Angeles	Feb. 14	W	7-3	BUFFALO
Nov. 13	W	4-2	Vancouver	Feb. 17	L	1-5	Buffalo
Nov. 16	L	5-8	Toronto	Feb. 18	L	3-5	NY RANGERS
Nov. 18	L	3-6	NY Islanders	Feb. 21	L	1-2	MINNESOTA
Nov. 23	W	8-2	NY RANGERS	Feb. 23	T	6-6*	Detroit
Nov. 25	W	5-3	Washington	Feb. 25	T	5-5*	NY Islanders
Nov. 26	W	4-3	PHILADELPHIA	Feb. 26	L	6-8	Hartford
Nov. 30	W	6-4	WASHINGTON	Mar. 1	W	4-1	NEW JERSEY
Dec. 3	W	4-2	NY ISLANDERS	Mar. 3	L	2-4	Chicago
Dec. 4	T	3-3*	Boston	Mar. 5	L	2-4	EDMONTON
Dec. 6	W	7-6	CHICAGO	Mar. 7	L	2-3*	Los Angeles
Dec. 8	L	3-4	Philadelphia	Mar. 9	L	3-10	Calgary
Dec. 10	T	4-4	NEW JERSEY	Mar. 10	W	5-1	Winnipeg
Dec. 14	W	5-4	LOS ANGELES	Mar. 12	W	6-5	Chicago
Dec. 15	W	6-2	NY Islanders	Mar. 14	L	2-8	BOSTON
Dec. 17	W	3-2	DETROIT	Mar. 16	W	2-1	New Jersey
Dec. 20	W	5-3	NY ISLANDERS	Mar. 18	L	2-7	MONTREAL
Dec. 21	W	6-1	Toronto	Mar. 20	L	2-7	Minnesota
Dec. 23	T	2-2*	New Jersey	Mar. 22	L	4-5	WASHINGTON
Dec. 26	W	4-3*	Hartford	Mar. 25	W	5-4	NEW JERSEY
Dec. 29	L	2-3	PHILADELPHIA	Mar. 28	W	6-4	NY Rangers
Dec. 31	W	8-6	NEW JERSEY	Mar. 30	L	5-9	HARTFORD
Jan. 2	L	0-8	Washington	Apr. 1	W	5-2	NY RANGERS
Jan. 7	L	5-7	VANCOUVER	Apr. 2	W	6-5*	Philadelphia

* overtime

SEASON HIGHLIGHTS

- Wendell Young records the first Penguins shutout in two seasons with a 6-0 blanking of the New York Rangers on Nov. 14.
- Craig Patrick is named general manager and head coach on Dec. 5, replacing Tony Esposito and Gene Ubriaco.
- Pittsburgh's Civic Arena plays host to the NHL All-Star Game for the first time on Jan. 21 and Penguins center Mario Lemieux scores four goals on his way to his third All-Star MVP Award.

- Mario Lemieux records a 46-game scoring streak (39-64-103), second longest in NHL history, from Oct. 31 through Feb. 11. The streak is halted when Lemieux leaves the Penguins-Rangers game on Feb. 11 with a back injury.
- Penguins record seven home wins in a row from Feb. 8 through Mar. 17.
- Penguins draft Czechoslovakian right wing Jaromir Jagr with the fifth pick in the first round of the 1990 Entry Draft.

MAJOR TRADES

- June 17, 1989 - Obtained Randy Gilhen, Andrew McBain and Jim Kyte from Winnipeg for Randy Cunneynorth, Rich Tabaracci and Dave McLwain.
- Jan. 8, 1990 - Obtained Rod Buskas, Tony Tanti and Barry Pederson from Vancouver for Dan Quinn, Andrew McBain and Dave Capuano.

FINAL STATISTICS SCORING

PLAYERS	GP	G	A	PTS	PIM
Mario Lemieux	59	45	78	123	78
Paul Coffey	80	29	74	103	95
John Cullen	72	32	60	92	138
Rob Brown	80	33	47	80	102
Kevin Stevens	76	29	41	70	171
Mark Recchi	74	30	37	67	44
Tony Tanti	78	28	36	64	72
Phil Bourque	76	22	17	39	108
Bob Errey	78	20	19	39	109
Zarley Zalapski	51	6	25	31	37
Barry Pederson	54	6	25	31	39
Dan Quinn	41	9	20	29	22
Troy Loney	67	11	16	27	168
Randy Gilhen	61	5	11	16	54
Jim Johnson	75	3	13	16	154
Randy Hillier	61	3	12	15	71
Andrew McBain	41	5	9	14	51
Chris Dahlquist	62	4	10	14	56
Jock Callander	30	4	7	11	49
Gilben Delorme	54	3	7	10	44
Doug Smith	40	4	5	9	97
Gord Dineen	69	1	8	9	125
Richard Zemlak	19	1	5	6	43
Jim Kyte	56	3	1	4	125
Wendell Young	43	0	4	4	8
Jay Caulfield	37	1	2	3	123
Jamie Leach	10	0	3	3	0
Rod Buskas	23	0	3	3	49
Alain Chevrier	42	0	3	3	8
Mark Kachowski	14	0	1	1	40
Dave Capuano	6	0	0	0	2
Frank Pietrangelo	21	0	0	0	2
Tom Barrasso	24	0	0	0	8
Bench					14

GOALTENDING

PLAYERS (W-L-T)	GP	MP	GA	SO	GAA
Wendell Young (16-20-3)	43	2318	161	1	4.17
Frank Pietrangelo (8-6-2)	21	1066	77	0	4.33
Tom Barrasso (7-12-3)	24	1294	12	0	4.68
Alain Chevrier (1-2-0)	3	166	14	0	5.06
TOTALS (32-40-8)	80	4856	359	0	4.44

FINAL PATRICK DIVISION STANDINGS

TEAMS	GP	W	L	T	GF	GA	PTS
NY Rangers	80	36	31	13	279	267	85
New Jersey	80	37	34	9	295	288	83
Washington	80	36	38	6	284	275	78
NY Islanders	80	31	38	11	281	288	73
Pittsburgh	80	32	40	8	318	359	72
Philadelphia	80	30	39	11	290	297	71

GAME-BY-GAME RESULTS

DATE	W-L-T	SCORE	OPPONENT	DATE	W-L-T	SCORE	OPPONENT
Oct. 5	L	4-5	Boston	Jan. 6	W	5-3	WINNIPEG
Oct. 7	T	4-4	New Jersey	Jan. 8	W	7-5	NY Rangers
Oct. 10	W	5-1	WINNIPEG	Jan. 10	L	3-6	New Jersey
Oct. 14	W	2-1	MONTREAL	Jan. 12	W	6-4	Washington
Oct. 15	L	2-4	NY Rangers	Jan. 16	W	4-3	PHILADELPHIA
Oct. 17	W	7-5	TORONTO	Jan. 18	T	3-3	NY RANGERS
Oct. 18	L	3-9	ST. LOUIS	Jan. 23	L	2-4	NEW JERSEY
Oct. 21	L	2-4	BUFFALO	Jan. 25	W	5-3	Detroit
Oct. 25	L	6-8	TORONTO	Jan. 27	L	3-9	NY Islanders
Oct. 26	T	3-3	Detroit	Jan. 28	L	2-7	Buffalo
Oct. 28	L	1-5	Montreal	Jan. 30	L	3-6	PHILADELPHIA
Oct. 31	L	4-8	LOS ANGELES	Feb. 2	W	6-3	EDMONTON
Nov. 2	W	5-2	NY ISLANDERS	Feb. 3	L	4-8	Toronto
Nov. 4	W	3-1	Edmonton	Feb. 6	L	7-8	NY ISLANDERS
Nov. 5	L	3-5	Vancouver	Feb. 8	W	7-5	WASHINGTON
Nov. 9	L	3-4	Chicago	Feb. 10	W	7-6	LOS ANGELES
Nov. 11	L	3-8	St. Louis	Feb. 11	W	4-1	Philadelphia
Nov. 14	W	6-0	NY RANGERS	Feb. 14	W	4-3	NY Rangers
Nov. 16	W	8-2	QUEBEC	Feb. 16	T	3-3	Winnipeg
Nov. 18	W	5-3	NY ISLANDERS	Feb. 18	L	4-6	Chicago
Nov. 22	L	3-6	NEW JERSEY	Feb. 20	W	6-4	PHILADELPHIA
Nov. 24	W	7-4	Washington	Feb. 22	W	4-3	NY ISLANDERS
Nov. 25	L	1-4	WASHINGTON	Feb. 24	L	1-11	Montreal
Nov. 28	L	3-6	PHILADELPHIA	Feb. 26	L	2-3	Quebec
Nov. 30	L	1-4	Philadelphia	Feb. 28	W	2-1	NEW JERSEY
Dec. 2	W	7-4	Quebec	Mar. 2	L	5-6	New Jersey
Dec. 6	W	5-3	WASHINGTON	Mar. 4	W	8-6	MINNESOTA
Dec. 8	W	3-2	New Jersey	Mar. 6	L	3-4	Edmonton
Dec. 9	L	4-6	CHICAGO	Mar. 7	L	3-6	Calgary
Dec. 12	W	7-5	BOSTON	Mar. 10	L	2-8	Los Angeles
Dec. 14	T	4-4	Minnesota	Mar. 11	L	3-5	Vancouver
Dec. 16	L	3-4	Calgary	Mar. 15	W	6-1	DETROIT
Dec. 19	L	4-8	HARTFORD	Mar. 17	L	5-6	MINNESOTA
Dec. 21	W	5-2	WASHINGTON	Mar. 18	T	2-2	NY Islanders
Dec. 23	L	6-8	NY Islanders	Mar. 22	L	3-5	Philadelphia
Dec. 26	L	3-6	Washington	Mar. 24	T	3-3	CALGARY
Dec. 27	W	7-4	NYRANGERS	Mar. 25	L	2-4	Hartford
Dec. 31	W	5-4	NYRangers	Mar. 27	T	3-3	HARTFORD
Jan. 2	L	2-5	BOSTON	Mar. 29	L	4-5	St. Louis
Jan. 4	W	4-3	VANCOUVER	Mar. 31	W	2-3	BUFFALO

* overtime

1990-91 PENGUINS REVIEW

SEASON HIGHLIGHTS

- Bob Johnson is hired as head coach and Scott Bowman is named director of player development and recruitment on June 12, 1990.
- Mario Lemieux returns to the Penguins lineup on Jan. 26 at Quebec after missing 50 games with a back injury.
- Penguins win their first-ever division title, capturing the Patrick Division crown with a 7-4 win at Detroit.
- Thanks to a 4-1 win vs. Washington at the Civic Arena, the Penguins win their first Patrick Division Playoff Championship.
- The Penguins earn the right to play for the Stanley Cup, beating the Boston Bruins, four games to two, to capture their first Wales Conference

Championship.

- With an 8-0 victory over Minnesota, the Penguins become Stanley Cup Champions, defeating the North Stars four games to two.
- Lemieux wins the Conn Smythe Trophy as playoff MVP.
- Jaromir Jagr is named to the NHL All-Rookie Team.

MAJOR TRADES

- June 16, 1990 - Obtained Joey Mullen from Calgary for a second round choice in the 1990 Entry Draft.
- Oct. 27, 1990 - Obtained Gord Roberts from St. Louis for future considerations.
- Dec. 11, 1990 - Obtained Larry Murphy and Peter Taglianetti from Minnesota for Jim Johnson and Chris Dahlquist.
- Dec. 13, 1990 - Obtained Jiri Hrdina from Calgary for Jim Kyle.
- Dec. 21, 1990 - Obtained Scott Young from Hartford for Rob Brown.
- Mar. 4, 1991 - Obtained Ron Francis, Ulf Samuelsson and Grant Jennings from Hartford for John Cullen, Zarley Zalapski and Jeff Parker.

FINAL STATISTICS

SCORING

PLAYERS	GP	G	A	PTS	PIM
Mark Recchi	78	40	73	113	48
John Cullen	65	31	63	94	83
Paul Coffey	76	24	69	93	128
Ron Francis	81	23	64	87	72
Kevin Stevens	80	40	46	86	133
Jaromir Jagr	80	27	30	57	42
Zarley Zalapski	66	12	36	48	59
Mario Lemieux	26	19	26	45	30
Larry Murphy	75	9	34	43	68
Bob Errey	79	20	22	42	115
Scott Young	77	17	25	42	41
Joe Mullen	47	17	22	39	6
Phil Bourque	78	20	14	34	106
Bryan Trottier	52	9	19	28	24
Ulf Samuelsson	76	4	22	26	211
Randy Gilhen	72	15	10	25	51
Jiri Hrdina	51	6	17	23	17
Paul Stanton	75	5	18	23	40
Tony Tanti	46	6	12	18	44
Troy Loney	44	7	9	16	85
Gord Roberts	64	3	13	16	78
Barry Pederson	46	6	8	14	21
Peter Taglianetti	55	3	9	12	107
Grant Jennings	57	2	7	9	108
Jim Johnson	24	0	5	5	23
Tom Barrasso	48	0	5	5	40
Randy Hillier	31	2	2	4	32
Chris Dahlquist	22	1	2	3	30
Jamie Leach	7	2	0	2	0
Jay Caufield	23	1	1	2	71
Jeff Daniels	11	0	2	2	2
Ken Priestlay	2	0	1	1	0
Wendell Young	18	0	1	1	0
Frank Pietrangelo	25	0	1	1	24
Jim Kyle	1	0	0	0	2
Jim Paek	3	0	0	0	9
Gord Dineen	9	0	0	0	6
Bench					8

GOALTENDING

PLAYERS (W-L-T)	GP	MP	GASO	GAA
Tom Barrasso (27-16-3)	48	2754	165	1 3.59
Frank Pietrangelo (10-11-1)	25	1311	86	0 3.94
Wendell Young (4-6-2)	18	773	52	0 4.04
TOTALS (41-33-6)	80	4843	305	1 3.78

FINAL PATRICK DIVISION STANDINGS

TEAMS	GP	W	L	T	GF	GA	PTS
Pittsburgh	80	41	33	6	342	305	88
NY Rangers	80	36	31	13	297	265	85
Washington	80	32	36	7	258	258	81
New Jersey	80	32	33	15	272	264	79
Philadelphia	80	33	37	10	252	267	76
NY Islanders	80	25	45	10	223	290	60

GAME-BY-GAME RESULTS

DATE	W-L-T	SCORE	OPPONENT	DATE	W-L-T	SCORE	OPPONENT
Oct. 5	W	7-4	Washington	Dec. 29	L	3-6	Toronto
Oct. 7	W	7-4	NEW JERSEY	Dec. 31	W	4-3	ST. LOUIS
Oct. 9	L	3-4	St. Louis	Jan. 3	L	5-7	NY RANGERS
Oct. 11	L	1-4	Chicago	Jan. 5	W	5-2	NEW JERSEY
Oct. 13	W	6-4	NY Islanders	Jan. 6	L	3-6	Montreal
Oct. 16	L	1-5	PHILADELPHIA	Jan. 8	W	6-1	EDMONTON
Oct. 19	T	4-4*	Buffalo	Jan. 10	W	5-1	CALGARY
Oct. 20	L	3-4	NY RANGERS	Jan. 15	L	4-5	Philadelphia
Oct. 23	L	4-5	MONTREAL	Jan. 17	W	6-5*	Toronto
Oct. 25	W	6-3	QUEBEC	Jan. 22	W	5-3	NEW JERSEY
Oct. 27	L	5-7	New Jersey	Jan. 26	W	6-5	Quebec
Oct. 28	W	8-3	NY ISLANDERS	Jan. 29	W	3-2*	WASHINGTON
Oct. 30	W	6-2	Philadelphia	Jan. 31	L	2-4	Philadelphia
Nov. 3	W	3-1	NY RANGERS	Feb. 2	W	6-2	BOSTON
Nov. 6	W	6-5	CALGARY	Feb. 3	L	3-6	Boston
Nov. 8	L	2-3	ST. LOUIS	Feb. 6	L	2-6	Winnipeg
Nov. 10	T	3-3*	Boston	Feb. 11	L	5-7	Edmonton
Nov. 13	W	4-1	Minnesota	Feb. 14	W	5-2	NY ISLANDERS
Nov. 14	W	6-4	Winnipeg	Feb. 16	L	3-4	NY Islanders
Nov. 17	L	1-2*	Los Angeles	Feb. 19	W	6-3	BUFFALO
Nov. 21	L	4-5	PHILADELPHIA	Feb. 21	W	11-4	TORONTO
Nov. 23	L	3-7	Washington	Feb. 22	L	2-5	New Jersey
Nov. 24	W	3-2*	WASHINGTON	Feb. 24	T	5-5	Washington
Nov. 27	L	3-7	EDMONTON	Feb. 26	L	2-8	Los Angeles
Nov. 29	L	4-6	HARTFORD	Feb. 27	L	3-4	Vancouver
Dec. 1	L	3-6	Minnesota	Mar. 1	L	2-6	Calgary
Dec. 3	W	9-4	NY Rangers	Mar. 5	W	4-1	VANCOUVER
Dec. 5	L	1-3	WASHINGTON	Mar. 7	W	3-2	LOS ANGELES
Dec. 7	T	2-2*	VANCOUVER	Mar. 9	W	5-2	Hartford
Dec. 8	L	1-3	Hartford	Mar. 10	W	4-3	NY Islanders
Dec. 11	L	1-4	CHICAGO	Mar. 12	T	4-4*	MONTREAL
Dec. 13	W	9-5	NEW JERSEY	Mar. 16	W	6-3	QUEBEC
Dec. 14	W	4-3	Buffalo	Mar. 17	W	4-2	NY Rangers
Dec. 16	W	4-1	DETROIT	Mar. 19	L	4-5	New Jersey
Dec. 18	W	9-2	WINNIPEG	Mar. 21	W	5-4*	NY RANGERS
Dec. 20	W	4-3	MINNESOTA	Mar. 23	L	3-7	CHICAGO
Dec. 22	W	4-3	NY Islanders	Mar. 26	W	5-1	Philadelphia
Dec. 23	L	3-4*	NY ISLANDERS	Mar. 27	W	7-4	Detroit
Dec. 26	W	7-3	Washington	Mar. 30	T	4-4*	PHILADELPHIA
Dec. 28	W	5-0	DETROIT	Mar. 31	L	3-6	NY Rangers

* overtime

1991-92 PENGUINS REVIEW

SEASON HIGHLIGHTS

- Scott Bowman is named interim head coach on October, 1, 1991.
- Penguins honor the memory of late coach Bob Johnson in a candlelight ceremony on November 27 vs New Jersey. Johnson died of brain tumors on November 26.
- Penguins set a club record with a five-game road winning streak from Dec. 13 through Dec. 29.
- Joe Mullen scores four goals in back-to-back games, Dec. 23, at the New York Islanders, and Dec. 26, vs Toronto; the first player in club history to do so.
- Penguins set a team record for road victories in a season with 18 in a 4-3 win over Chicago on March 15.
- Mullen becomes the first American-born player to record 400 career goals on March 17 vs. Edmonton.
- Mario Lemieux records his 1000th career point on March 22 at Detroit in his 513th game, becoming the second-fastest player in league history to record 1000 points.
- The first-ever NHL players strike begins on April 1, and halts league play for two weeks.

FINAL STATISTICS

SCORING

PLAYERS	GP	G	A	PTS	PIM
Mario Lemieux	64	44	87	131	94
Kevin Stevens	80	54	69	123	252
Joe Mullen	77	42	45	87	30
Larry Murphy	77	21	56	77	50
Mark Recchi	58	33	37	70	78
Jaromir Jagr	70	32	37	69	34
Paul Coffey	54	10	54	64	62
Rick Tocchet	61	27	32	59	151
Ron Francis	70	21	33	54	30
Bob Errey	78	19	16	35	119
Bryan Trottier	63	11	18	29	54
Phil Bourque	58	10	16	26	58
Troy Loney	76	10	16	26	127
Gord Roberts	73	2	22	24	87
Kjell Samuelsson	74	5	11	16	110
Jiri Hrdina	56	3	13	16	16
Ulf Samuelsson	62	1	14	15	206
Ken Priestlay	50	2	8	10	4
Paul Stanton	54	2	8	10	62
Jamie Leach	38	5	4	9	8
Grant Jennings	53	4	5	9	104
Jim Paek	49	1	7	8	36
Peter Taglianetti	44	1	3	4	57
Shawn McEachern	15	0	4	4	0
Jeff Chychrun	43	0	4	4	111
Tom Barrasso	57	0	4	4	30
Ken Wregget	32	0	2	2	2
Gord Dineen	1	0	0	0	0
Glen Mulvenna	1	0	0	0	2
Todd Nelson	1	0	0	0	0
Jeff Daniels	2	0	0	0	0
Frank Pietrangelo	5	0	0	0	0
Wendell Young	18	0	0	0	0
Jay Caulfield	52	0	0	0	175
Bench					12

GOALTENDING

PLAYERS (W-L-T)	GP	MP	GA	SO	GAA
Tom Barrasso (25-22-9)	57	3329	196	1	3.53
Wendell Young (7-6-0)	18	838	53	0	3.79
Ken Wregget (5-3-0)	9	448	31	0	4.15
Frank Pietrangelo (2-1-0)	5	225	20	0	5.33
TOTALS (39-32-9)	80	4854	308	1	3.81

- Penguins clinch third place in the Patrick Division with a 4-1 win over Washington on Apr. 15.
- Kevin Stevens sets a record for points in a season by an American-born player, and most points by a left wing with 123 (54-69).
- Penguins defeat Washington (4-3), New York Rangers (4-2), Boston (4-0), and Chicago (4-0) to win the Stanley Cup for second straight year.

MAJOR TRADES

- Feb. 19, 1992** - Obtained Jeff Chychrun, Brian Benning, and first round draft choice in 1992 Entry Draft from Los Angeles for Paul Coffey.
- Feb. 19, 1992** - Obtained Rick Tocchet, Kjell Samuelsson, Ken Wregget, and a conditional draft pick from Philadelphia for Mark Recchi, Brian Benning, and Los Angeles' first round choice in 1992 Entry Draft.
- Mar. 10, 1992** - Obtained Bryan Fogarty from Quebec for the NHL rights to Scott Young.

FINAL PATRICK DIVISION STANDINGS

TEAMS	GP	W	L	T	GF	GA	PTS
NY Rangers	80	50	25	5	321	246	105
Washington	80	45	27	8	330	275	98
Pittsburgh	80	39	32	9	343	308	87
New Jersey	80	38	31	11	289	259	79
NY Islanders	80	34	35	11	291	299	79
Philadelphia	80	32	37	11	252	273	75

GAME-BY-GAME RESULTS

DATE	W-L-T	SCORE	OPPONENT	DATE	W-L-T	SCORE	OPPONENT
Oct. 4	W 5-4		Buffalo	Jan. 4	W 3-2		WINNIPEG
Oct. 6	T 2-2*		PHILADELPHIA	Jan. 7	L 2-5		LOS ANGELES
Oct. 10	W 6-3		Philadelphia	Jan. 10	L 5-7		Calgary
Oct. 12	L 1-4		New Jersey	Jan. 12	W 4-3		Vancouver
Oct. 15	W 7-6*		NY Islanders	Jan. 16	T 3-3*		Detroit
Oct. 17	W 8-5		NY ISLANDERS	Jan. 23	L 4-5*		BUFFALO
Oct. 19	L 4-5		NY RANGERS	Jan. 25	W 5-3		NY Islanders
Oct. 22	T 4-4*		CHICAGO	Jan. 28	L 4-6		Washington
Oct. 24	L 2-4		NEW JERSEY	Jan. 28	L 0-4		WINNIPEG
Oct. 26	L 1-4		Montreal	Jan. 30	L 5-8		NY ISLANDERS
Oct. 29	L 0-8		WASHINGTON	Feb. 1	W 4-1		ST LOUIS
Oct. 31	W 8-1		MINNESOTA	Feb. 3	T 4-4*		DETROIT
Nov. 2	L 5-6		HARTFORD	Feb. 5	L 3-4		NY Rangers
Nov. 5	T 5-5*		BOSTON	Feb. 8	L 3-4		LOS ANGELES
Nov. 8	W 3-1		Winnipeg	Feb. 9	L 3-6		Boston
Nov. 9	W 3-2		Minnesota	Feb. 15	L 2-5		Minnesota
Nov. 11	L 1-3		NY Rangers	Feb. 16	T 3-3*		Philadelphia
Nov. 13	W 5-4*		EDMONTON	Feb. 18	W 7-1		TORONTO
Nov. 15	L 2-6		Washington	Feb. 20	T 4-4*		QUEBEC
Nov. 18	W 7-3		Quebec	Feb. 22	L 1-2		Montreal
Nov. 20	W 5-2		PHILADELPHIA	Feb. 25	L 3-5		Washington
Nov. 23	T 2-2*		NY ISLANDERS	Feb. 27	L 4-8		HARTFORD
Nov. 27	W 8-4		NEW JERSEY	Feb. 29	W 5-2		BUFFALO
Nov. 29	W 9-3		Philadelphia	Mar. 3	W 6-3		Calgary
Nov. 30	W 5-1		PHILADELPHIA	Mar. 6	W 7-3		San Jose
Dec. 3	L 3-5		Edmonton	Mar. 7	L 3-5		Los Angeles
Dec. 5	W 8-0		San Jose	Mar. 10	W 5-2		CALGARY
Dec. 7	L 1-6		St. Louis	Mar. 12	W 6-4		NY ISLANDERS
Dec. 10	W 5-3		NY RANGERS	Mar. 14	L 3-6		Toronto
Dec. 13	W 4-3		New Jersey	Mar. 15	W 4-3		Chicago
Dec. 14	L 2-7		WASHINGTON	Mar. 17	W 6-5		EDMONTON
Dec. 17	W 10-2		SAN JOSE	Mar. 19	W 6-3		QUEBEC
Dec. 19	W 6-4		Boston	Mar. 22	T 2-2*		Hartford
Dec. 21	L 5-7		NY RANGERS	Mar. 24	L 3-4		Detroit
Dec. 23	W 6-3		NY Islanders	Mar. 26	W 7-3		VANCOUVER
Dec. 26	W 12-1		TORONTO	Mar. 28	W 6-3		MONTREAL
Dec. 28	W 6-2		Washington	Mar. 31	W 6-5		PHILADELPHIA
Dec. 29	W 6-3		NY Rangers	Apr. 13	L 1-5		NEW JERSEY
Dec. 31	L 4-7		NEW JERSEY	Apr. 15	W 4-1		WASHINGTON
Jan. 2	L 0-4		New Jersey	Apr. 16	L 1-7		NY Rangers

*Overtime

PENGUINS ALL-TIME ROSTER

(Players with * are currently in the Penguins organization.)

	Years	Pos.-No.	REGULAR SEASON					PLAYOFFS					
			GP	G	A	TP	PIM	GP	G	A	TP	PIM	
-A-													
Ahola, Peter	92-93	D-6	22	0	1	1	14	-	-	-	-	-	
Acquired from Los Angeles Kings for Jeff Chychrun, November 1992. Traded to San Jose Sharks for future considerations, February 1993.													
Aitken, Brad	87-88/90-91	LW-17/35	11	1	2	3	25	-	-	-	-	-	
Selected in third round of NHL Entry Draft (Sault Ste. Marie, OHL), June 1986. Traded to Edmonton Oilers for Kim Isell, March 1991.													
Anderson, Russ	76-82	D-7	353	15	77	92	684	10	0	3	3	28	
Selected in second round of NHL Amateur Draft (Univ. of Minnesota, WCHA), June 1975. Traded with an eighth round choice in 1983 NHL Entry Draft to Hartford Whalers for Rick MacLeish, December 1981.													
Andrea, Paul	67-69	RW-22	91	18	27	45	4	-	-	-	-	-	
Acquired with Dunc McCallum and George Konik from New York Rangers for Larry Jeffery, June 1967. Drafted by Oakland Seals in Intra-League Draft, June 1970.													
Angotti, Lou	68-69	C-7	71	17	20	37	36	-	-	-	-	-	
Acquired from Philadelphia Flyers in a three-way deal with St. Louis Blues in which Pittsburgh traded Ab McDonald to St. Louis, June 1968. Traded with a first round choice in 1971 NHL Amateur Draft to St. Louis for Ron Schock and Craig Cameron, June 1969.													
Apps, Syl	70-78	C-26	495	151	349	500	241	19	4	4	8	23	
Acquired with Sheldon Kannegiesser from New York Rangers for Glen Sather, January 1971. Traded with Hartland Monahan to Los Angeles Kings for Gene Carr, Dave Schultz and a fourth round choice in 1978 NHL Amateur Draft, November 1977.													
Arbour, John	68-69	D-3	17	0	2	2	35	-	-	-	-	-	
Purchased with Jean Pronovost from Boston Bruins, May 1968. Sold to Vancouver Canucks, June 1970.													
Arnason, Chuck	73-76	RW-9	149	47	42	89	32	9	2	4	6	4	
Acquired with Bob Paradise from Atlanta Flames, January 1974. Traded with Steve Durbano and a first round choice in 1976 NHL Amateur Draft to Kansas City Scouts for Simon Nolet, Ed Gilbert and a first round choice in 1976 NHL Amateur Draft, January 1976.													
Awrey, Don	76-77	D-24	79	1	12	13	40	3	0	1	1	0	
Acquired from Montreal Canadiens for a third round choice in 1978 NHL Amateur Draft and future considerations, August 1976. Negotiating rights traded to Washington Capitals for Bob Paradise, October 1977.													
-B-													
Babych, Wayne	84-86	RW-10/26	67	20	34	54	76	-	-	-	-	-	
Claimed in NHL Waiver Draft from St. Louis Blues, October 1984. Traded to Quebec Nordiques for future considerations, October 1985.													
Barrasso, Tom	88-93	G-31/35	236	0	22	22	151	72	0	10	10	22	
Acquired with a third round choice in 1990 NHL Entry Draft from Buffalo Sabres for Doug Bodger and Darrin Shannon, November 1988.													
Barrie, Doug	68-69	D-23	8	1	1	2	8	-	-	-	-	-	
Purchased from Detroit Red Wings, October 1968. Selected in NHL Expansion Draft by Buffalo Sabres, June 1970.													
Bassen, Hank	67-68	G-1	25	0	0	0	8	-	-	-	-	-	
Acquired from Detroit Red Wings for Roy Edwards, September 1967. Retired, August 1968.													
Bathgate, Andy	67-68/70-71	RW-9	150	35	68	103	89	-	-	-	-	-	
Claimed from Detroit Red Wings in NHL Expansion Draft, June 1967. Loaned to Vancouver Canucks (WHL), September 1968.													
Baxter, Paul	80-83	D-4	202	25	69	94	851	10	0	1	1	42	
Signed as a free agent after release by Quebec Nordiques, August 1980. Signed as a free agent by Calgary Flames, September 1983.													
Belanger, Roger	84-85	C-24	44	3	5	8	32	-	-	-	-	-	
Selected in first round of NHL Entry Draft (Kingston, OHL), June 1984. Released as a free agent, June 1988.													
Belland, Neil	86-87	D-22	3	0	1	1	0	-	-	-	-	-	
Signed as a free agent, September 1986. Released as a free agent, July 1987.													
Bennett, Harvey	74-75/76-77	C-28	32	3	3	6	53	-	-	-	-	-	
Signed as a free agent, June 1974. Traded to Washington Capitals for Stan Gilbertson, December 1975.													
Bergeron, Yves	74-75	RW-20/27	3	0	0	0	0	-	-	-	-	-	
Selected in eighth round of NHL Amateur Draft (Shawinigan, QJHL), June 1972. Released as a free agent, June 1977.													
Beverley, Nick	73-74	D-25	67	2	14	16	21	-	-	-	-	-	
Acquired from Boston Bruins for Darryl Edestrand, October 1973. Traded to New York Rangers for Vic Hadfield, May 1974.													
Bianchin, Wayne	73-79	LW-14	265	68	41	109	130	3	0	1	1	6	
Selected in second round of NHL Amateur Draft (Flin Flon, WCHL), May 1973. Claimed by Edmonton Oilers in NHL Expansion Draft, June 1979.													
Bignell, Larry	73-74	D-23/24	20	0	3	3	2	3	0	0	0	2	
Selected in third round of NHL Amateur Draft (Edmonton Oil Kings, WCHL), June 1970. Released as a free agent, September 1975.													
Binkley, Les	67-72	G-30	196	0	1	1	2	7	0	0	0	0	
Purchased from Cleveland Barons (AHL), September 1966. Signed as a free agent by Ottawa Nationals (WHA), September 1972.													
Bjugstad, Scott	88-89	RW-27	24	3	0	3	4	-	-	-	-	-	
Acquired with Gord Dineen from Minnesota North Stars for Ville Siren and Steve Gotaas, December 1988. Signed by Los Angeles Kings as a free agent, August 1989.													
Blackburn, Bob	69-71	D-4	124	8	12	20	105	7	0	0	0	4	
Selected in Intra-League Draft from New York Rangers, June 1969. Sold to Vancouver Canucks (WHL), September 1971.													
Bladon, Tom	78-80	D-2	135	6	29	35	99	8	0	5	5	2	
Acquired with Orest Kindrachuk and Ross Lonsberry from Philadelphia Flyers for a first round choice in 1978 NHL Amateur Draft, June 1978. Signed by Edmonton Oilers as a free agent, July 1980.													
Blaisdell, Mike	85-87	RW-26	76	16	15	31	38	-	-	-	-	-	
Claimed from New York Rangers in NHL Waiver Draft, October 1985. Signed by Toronto Maple Leafs as a free agent, July 1987.													

PENGUINS ALL-TIME ROSTER

(Players with * are currently in the Penguins organization.)

	Years	Pos.-No	REGULAR SEASON					PLAYOFFS				
			GP	G	A	TP	PIM	GP	G	A	TP	PIM
Bodger, Doug	84-89	D-3/33	299	35	132	167	253	-	-	-	-	-
Selected in first round of NHL Entry Draft (Kamloops, WHL), June 1984. Traded with Darrin Shannon to Buffalo Sabres for Tom Barrasso and a third round choice in 1990 NHL Entry Draft, November 1989.												
Bolvin, Leo	67-69	D-2	114	14	25	40	100	-	-	-	-	-
Claimed from Detroit Red Wings in NHL Expansion Draft, June 1967. Traded to Minnesota North Stars for Duane Rupp, January 1969.												
Bourque, Phil	83-84/85-92	LW/D-2/4/29	344	75	89	164	435	56	13	12	25	107
Signed as a free agent, October 1982. Signed by New York Rangers as a free agent, August 1992.												
Boutette, Pat	81-85	LW-15	247	65	109	174	548	5	3	1	4	8
Acquired with Kevin McClelland from Hartford Whalers as compensation for Hartford's signing Greg Millen, June 1981. Traded to Hartford Whalers for the NHL rights to Ville Siren, November 1984.												
Boyd, Randy	81-84	D-8	84	4	17	21	126	3	0	0	0	11
Selected in third round of NHL Entry Draft (Ottawa, OHL), June 1980. Traded to Chicago Blackhawks for Greg Fox, December 1983.												
Boyer, Wally	68-72	C-18	203	32	62	94	81	10	1	2	3	0
Acquired from Montreal Canadiens for Al MacNeil, June 1968. Released as a free agent, January 1976.												
Brickley, Andy	83-85	LW-23	95	25	35	60	19	-	-	-	-	-
Acquired with Ron Flockhart, Mark Taylor and a first and a third round choice in 1984 NHL Entry Draft from Philadelphia Flyers for Rich Sutter and a second and a third round choice in 1984 NHL Entry Draft, October 1983. Signed by New Jersey Devils as a free agent, July 1986.												
Briere, Michel	69-70	C-21	76	12	32	44	20	10	5	3	8	17
Selected in second round of NHL Amateur Draft (Shawinigan, QJHL), June 1969. Died from injuries suffered in an auto accident, May 1970.												
Brown, Andy	72-74	G-29/30	45	0	0	0	62	-	-	-	-	-
Acquired from Detroit Red Wings for a third round choice in 1973 NHL Amateur Draft and cash, February 1973. Signed as a free agent by Indianapolis Racers (WHL), July 1974.												
Brown, Rob	87-91	RW-44	224	112	143	255	307	11	5	3	8	22
Selected in fourth round of NHL Entry Draft (Kamloops, WHL), June 1986. Traded to Hartford Whalers for Scott Young, December 1990.												
Bullard, Mike	80-87	C-22	382	186	175	361	388	9	4	4	8	4
Selected in first round of NHL Entry Draft (Brantford, OHL), June 1980. Traded to Calgary Flames for Dan Quinn, November 1986.												
Bulley, Ted	83-84	LW-24	26	3	2	5	12	-	-	-	-	-
Signed as a free agent, September 1983. Released as a free agent, July 1984.												
Burns, Charlie	68-69	C-9	76	13	38	51	22	-	-	-	-	-
Claimed from Oakland Seals in Intra-League Draft, June 1968. Claimed by Minnesota North Stars in Intra-League Draft, June 1969.												
Burns, Robin	70-73	LW-10/20	41	0	5	5	32	-	-	-	-	-
Purchased from Montreal Canadiens, September 1970. Selected by Kansas City Scouts in NHL Expansion Draft, June 1974.												
Burrows, Dave	71-78/80-81	D-4/8	573	24	108	132	301	20	1	3	4	16
Selected from Chicago Blackhawks in Intra-League Draft, June 1971. Traded to Toronto Maple Leafs for Randy Carlyle and George Ferguson, June 1978. Acquired with Paul Gardner from Toronto Maple Leafs for Kim Davis and Paul Marshall, November 1980. Released as a free agent, July 1982.												
Buskas, Rod	82-89/89-90	D-7	431	16	48	64	959	10	0	0	0	23
Selected in sixth round of NHL Entry Draft (Medicine Hat, WHL), June 1981. Traded to Vancouver Canucks for a sixth round choice in 1990 NHL Entry Draft, October 1989. Acquired with Tony Tanti and Barry Pederson for Dan Quinn, Andrew McBain and Dave Capuano, January 1990. Selected by Los Angeles Kings in NHL Waiver Draft, October 1990.												
Callander, Jock	87-90/91-92	RW-14/36	101	21	28	49	114	22	3	8	11	10
Signed as a free agent, July 1987. Signed by Tampa Bay Lightning as a free agent, July 1992.												
Campbell, Colin	74-76/77-79	D-6	243	14	52	66	517	19	2	7	9	51
Selected in second round of NHL Amateur Draft (Peterborough Petes, OHA), May 1973. Rights transferred to Colorado Rockies for 1976-77 as part compensation for an earlier deal, September 1976. Claimed by Edmonton Oilers in NHL Expansion Draft, June 1979.												
Capuano, Dave	89-90	RW-15	6	0	0	0	2	-	-	-	-	-
Selected in second round of NHL Entry Draft (Mt. St. Charles H.S., Cumberland, RI), June 1986. Traded with Andrew McBain and Dan Quinn to Vancouver Canucks for Rod Buskas, Barry Pederson and Tony Tanti, January 1990.												
Cardwell, Steve	70-73	LW-15/20	53	9	11	20	35	4	0	0	0	2
Selected in fifth round of NHL Amateur Draft (Oshawa, OHA), May 1970. Signed by Minnesota Fighting Saints (WHA) as a free agent, May 1973.												
Carlyle, Randy	78-84	D-25	397	66	257	323	582	22	6	8	14	41
Acquired with George Ferguson from Toronto Maple Leafs for Dave Burrows, June 1978. Traded to Winnipeg Jets for a first round choice in 1984 NHL Entry Draft and future considerations, March 1984. Pittsburgh received Moe Mantha to complete the deal, May 1984.												
Carr, Gene	77-78	C-28	70	17	37	54	76	-	-	-	-	-
Acquired with Dave Schultz and a fourth round choice in 1978 NHL Amateur Draft from Los Angeles Kings for Syl Apps and Hartland Monahan, November 1977. Signed as a free agent by Atlanta Flames, June 1978.												
Cassidy, Tom	77-78	C-11	26	3	4	7	15	-	-	-	-	-
Signed as a free agent, October 1977. Loaned to Baltimore Clippers (AHL), December 1977.												
Caulfield, Jay *	88-93	RW-16	196	3	7	10	714	14	0	0	0	30
Claimed from Minnesota North Stars in NHL Waiver Draft, October 1988.												
Chabot, John	84-87	C-9	216	36	98	134	26	-	-	-	-	-
Acquired from Montreal Canadiens for Ron Flockhart, November 1984. Signed as a free agent by Detroit Red Wings, June 1987.												
Chapman, Blair	76-80	RW-9	227	48	51	99	71	10	2	1	3	9
Selected in first round of NHL Amateur Draft (Saskatoon, WHL), June 1976. Traded to St. Louis Blues for Bob Stewart, November 1979.												

PENGUINS ALL-TIME ROSTER

(Players with * are currently in the Penguins organization.)

	Years	Pos.-No.	GP	G	A	TP	PIM	GP	G	A	TP	PIM
Charlesworth, Todd	83-84/85-88	D-2/6/27/34	86	3	9	12	41	-	-	-	-	-
Selected in second round of NHL Entry Draft (Oshawa, OHL), June 1983. Signed as a free agent by Edmonton Oilers, June 1989.												
Chevrier, Alain	89-90	G-30	3	0	1	1	2	-	-	-	-	-
Acquired from Chicago Blackhawks for future considerations, March 1990. Signed as a free agent by Detroit Red Wings, July 1990.												
Chorney, Marc	80-84	D-16/24	139	5	18	23	151	7	0	1	1	2
Selected in fifth round of NHL Entry Draft (Univ. of North Dakota, WCHA), August 1979. Traded to Los Angeles Kings for a sixth round choice in 1985 NHL Entry Draft, October 1983.												
Chychrun, Jeff	91-92	D-6	18	0	1	1	37	-	-	-	-	-
Acquired with Brian Benning and a first round choice in 1992 NHL Entry Draft from Los Angeles Kings for Paul Coffey, February 1992. Traded to Los Angeles Kings for Peter Ahola, November 1992												
Clackson, Kim	79-80	D-6	45	0	3	3	166	3	0	0	0	37
Claimed from Winnipeg Jets in NHL Expansion Draft, June 1979. Sent to Quebec Nordiques as compensation for Pittsburgh's signing of Paul Baxter, August 1980.												
Coffey, Paul	87-92	D-77	331	108	332	440	573	23	4	22	26	37
Acquired with Dave Hunter and Wayne Van Dorp from Edmonton Oilers for Craig Simpson, Chris Joseph, Moe Mantha and Dave Hannan, November 1987. Traded to Los Angeles Kings for Jeff Chychrun, Brian Benning and a first round choice in NHL Entry Draft, February 1992.												
Corrigan, Mike	76-78	LW-27	98	22	39	61	46	2	0	0	0	0
Acquired from Los Angeles Kings for a fifth round choice in 1977 NHL Amateur Draft, October 1976. Released as a free agent, June 1978.												
Cossette, Jacques	75-76/77-79	RW-20/27	64	8	6	14	29	3	0	1	1	4
Selected in second round of NHL Amateur Draft (Sorel, QJHL), May 1974. Released as a free agent, February 1985.												
Crowder, Bruce	84-85	RW-28	26	4	7	11	23	-	-	-	-	-
Claimed from Boston Bruins in NHL Waiver Draft, October 1984. Released as a free agent, February 1985.												
Cullen, John	88-91	C-11	216	75	160	235	333	11	3	6	9	28
Signed as a free agent, June 1988. Traded with Zarely Zalapski and Jeff Parker to Hartford Whalers for Ron Francis, Ulf Samuelsson and Grant Jennings, March 1991.												
Cunneynworth, Randy	85-89	LW-15	295	101	115	216	513	11	3	5	8	26
Acquired with Mike Moller from Buffalo Sabres for Pat Hughes, October 1985. Traded with Dave McLlwain and Rich Tabaracci to Winnipeg Jets for Andrew McBain, Jim Kyte and Randy Gilhen, June 1989.												
Dahlquist, Chris	85-91	D-2/4	195	10	26	36	221	2	0	0	0	0
Signed as a free agent, May 1985. Traded with Jim Johnson to Minnesota North Stars for Peter Taglianetti and Larry Murphy, December 1990.												
Daley, Joe	68-70	G-1	38	0	0	0	2	-	-	-	-	-
Selected from Detroit Red Wings in NHL Expansion Draft, June 1967. Claimed by Buffalo Sabres on waivers, June 1970.												
Daniels, Jeff *	90-93	LW-18/20	71	5	6	11	16	12	3	2	5	0
Selected in sixth round of NHL Entry Draft (Oshawa, OHL), June 1986.												
Davis, Kim	77-81	LW-16/22	34	5	7	12	47	4	0	0	0	0
Selected in third round of NHL Amateur Draft (Flin Flon, WCHL), June 1977. Traded with Paul Marshall to Toronto Maple Leafs for Paul Gardner and Dave Burrows, November 1980.												
Dea, Billy	67-69	LW-14	139	26	20	46	12	-	-	-	-	-
Claimed from Chicago Blackhawks in NHL Expansion Draft, June 1967. Traded to Detroit Red Wings for Mike McMahon, October 1969.												
DeBenedet, Nelson	74-75	LW-23	31	6	3	9	11	-	-	-	-	-
Acquired from Detroit Red Wings for Hank Nowak and a third round choice in NHL Amateur Draft, May 1974. Released as a free agent, July 1976.												
DeFazio, Dean	83-84	LW-12	22	0	2	2	28	-	-	-	-	-
Selected in ninth round of NHL Entry Draft (Brantford, OHA), June 1981. Released as a free agent, July 1986.												
Delorme, Gilbert	89-90	D-27	54	3	7	10	44	-	-	-	-	-
Signed as a free agent, June 1989. Released as a free agent, July 1992.												
DeMarco, Ab	73-75	D-5	42	9	13	22	8	-	-	-	-	-
Acquired with Steve Durbano and Bob Kelly from St. Louis Blues for Bryan Watson, Greg Polis and a second round choice in 1974 NHL Amateur Draft, January 1974. Traded to Vancouver Canucks for Barry Wilkins, November 1974.												
Dillabough, Bob	67-69	LW-15	61	7	12	19	20	-	-	-	-	-
Selected from Boston Bruins in NHL Expansion Draft, June 1967. Traded to Oakland Seals for Billy Harris, November 1968.												
Dineen, Gord	88-92	D-5	117	2	10	12	173	11	0	2	2	8
Acquired with Scott Bjuggstad from Minnesota North Stars for Ville Siren and Steve Gotaas, December 1988. Released as a free agent, July 1992.												
Dion, Michel	81-85	G-29	151	0	5	5	14	5	0	0	0	0
Signed as a free agent, June 1981. Released as a free agent, July 1985.												
Duguay, Ron	85-87	RW-10/35	53	11	20	31	36	-	-	-	-	-
Acquired from Detroit Red Wings for Doug Shedden, March 1986. Traded to New York Rangers for Chris Kontos, January 1987.												
Durbano, Steve	73-76	D-7	66	4	23	27	309	-	-	-	-	-
Acquired with Ab DeMarco and Bob Kelly from St. Louis Blues for Bryan Watson, Greg Polis and a second round choice in 1974 NHL Amateur Draft, January 1974. Traded with Chuck Amason and a first round choice in 1976 NHL Amateur Draft to Kansas City Scouts for Simon Nolet, Ed Gilbert and a first round choice in 1976 NHL Amateur Draft, January 1976.												
Dykstra, Steve	88-89	D-22	65	1	6	7	126	1	0	0	0	2
Selected from Edmonton Oilers in NHL Waiver Draft, October 1988. Signed as a free agent by Hartford Whalers, October 1989.												
Edestrand, Darryl	71-74	D-25	158	25	47	72	140	4	0	2	2	0
Purchased from Hershey Bears (AHL), June 1970. Traded to Boston Bruins for Nick Beverley, October 1973.												

PENGUINS ALL-TIME ROSTER

(Players with * are currently in the Penguins organization.)

	Years	Pos.-No	REGULAR SEASON					PLAYOFFS				
			GP	G	A	TP	PIM	GP	G	A	TP	PIM
Edur, Tom	77-78	D-2	58	5	38	43	18	-	-	-	-	-
Acquired from Colorado Rockies for Dennis Owchar, December 1977. Retired, September 1978.												
Edwards, Gary	81-82	G-30	6	0	0	0	2	-	-	-	-	-
Acquired from St. Louis Blues for an eighth round choice in 1984 NHL Entry Draft, February 1982. Released as a free agent, September 1982.												
Edwards, Marv	68-69	G-30	1	0	0	0	0	-	-	-	-	-
Signed as a free agent, September 1967. Sold to Toronto Maple Leafs, June 1969.												
Edwards, Roy	71-72	G-1	15	0	1	1	0	-	-	-	-	-
Selected from Chicago Blackhawks in NHL Expansion Draft, June 1967. Traded to Detroit Red Wings for Hank Bassen, September 1967. Purchased from Detroit, June 1971. Traded to Detroit for second round choices in 1973 and 1974 NHL Amateur Drafts, October 1972.												
Erickson, Bryan	87-88	RW-14	11	1	4	5	0	-	-	-	-	-
Acquired from Los Angeles Kings for Chris Kontos and a sixth round choice in 1988 NHL Entry Draft, February 1988. Released as a free agent, August 1988.												
Errey, Bob	83-93	LW-10/12	572	132	140	272	651	49	9	4	13	51
Selected in first round of NHL Entry Draft (Peterborough, OHL), June 1983. Traded to Buffalo Sabres for Mike Ramsey, March 1993.												
-F-												
Faubert, Mario	74-78/79-82	D-5/24/28	231	21	90	111	222	10	2	2	4	6
Selected in fourth round of NHL Amateur Draft (St. Louis Univ., CCHA), May 1974. Released as a free agent, June 1983.												
Feltrin, Tony	80-83	D-33	39	3	3	6	44	-	-	-	-	-
Selected in fourth round of NHL Entry Draft (Victoria, WHL), June 1980. Loaned to Salt Lake City Golden Eagles (CHL), October 1983.												
Ferguson, George	78-83	RW-11	310	89	106	195	162	22	4	11	15	13
Acquired with Randy Carlyle from Toronto Maple Leafs for Dave Burrows, June 1978. Traded with a first round choice in 1983 NHL Entry Draft to Minnesota North Stars for Anders Hakansson, Ron Meighan and a first round choice in 1983 NHL Entry Draft, October 1982.												
Flesch, John	77-78	LW-11	29	7	5	12	19	-	-	-	-	-
Signed as a free agent, February 1978. Released as a free agent, June 1978.												
Flockhart, Ron	83-85	C-9	80	27	23	50	44	-	-	-	-	-
Acquired with Mark Taylor, Andy Brickley and a first and a third round choice in 1984 NHL Entry Draft from Philadelphia Flyers for Rich Sutter and a second and a third round choice in 1984 NHL Entry Draft, October 1983. Traded to Montreal Canadiens for John Chabot, November 1984.												
Fogarty, Bryan	92-93	D-33	12	0	4	4	4	-	-	-	-	-
Acquired from Quebec Nordiques for NHL rights to Scott Young, March 1992. Released as a free agent, June 1993.												
Fonteyne, Val	67-72	LW-8	349	39	82	121	4	14	0	2	2	2
Selected from Detroit Red Wings in NHL Expansion Draft, June 1967. Signed by Edmonton Oilers (WHA), September 1972.												
Ford, Brian	84-85	G-31	8	0	0	0	0	-	-	-	-	-
Acquired from Quebec Nordiques for Tom Thornbury, December 1984. Released as a free agent, July 1985.												
Fox, Greg	83-85	D-2	75	4	10	14	92	-	-	-	-	-
Acquired from Chicago Blackhawks for Randy Boyd, December 1983. Released as a free agent, July 1985.												
Francis, Ron *	90-93	C-9/10	168	47	118	165	119	57	21	40	61	49
Acquired with Ulf Samuelsson and Grant Jennings from Hartford Whalers for John Cullen, Zarley Zalapski and Jeff Parker, March 1991.												
Frawley, Dan	85-89	RW-28	240	33	47	70	610	-	-	-	-	-
Claimed from Chicago Blackhawks in NHL Waiver Draft, October 1985. Released as a free agent, June 1990.												
-G-												
Ganchar, Perry	87-90	RW-8	33	2	5	7	36	-	-	-	-	-
Acquired from Montreal Canadiens for future considerations, December 1987. Released as a free agent, June 1988.												
Gardner, Paul	80-84	C-20/30	207	98	105	203	105	10	2	5	7	10
Acquired with Dave Burrows from Toronto Maple Leafs for Kim Davis and Paul Marshall, November 1980. Signed by Washington Capitals as a free agent, July 1984.												
Garner, Rob	82-83	C-24	1	0	0	0	0	-	-	-	-	-
Selected in fifth round of NHL Amateur Draft (Toronto Marlboros, OHL), June 1978. Released as a free agent, August 1983.												
Gatzos, Steve	81-85	RW-26/28	89	15	20	35	83	1	0	0	0	0
Selected in second round of NHL Entry Draft (Sault Ste. Marie, OHL), June 1981. Released as a free agent, October 1986.												
Geale, Robert	84-85	C-28	1	0	0	0	2	-	-	-	-	-
Selected in eighth round of NHL Entry Draft (Portland, WHL), June 1980. Released as a free agent, December 1985.												
Giffin, Lee	86-88	RW-11/17/34	27	1	3	4	9	-	-	-	-	-
Selected in second round of NHL Entry Draft (Oshawa, OHL), June 1985. Traded to New York Rangers for future considerations, September 1989.												
Gilbert, Ed	75-77	C-23	45	1	1	2	0	-	-	-	-	-
Acquired with Simon Aniset and a first round choice in 1976 NHL Amateur Draft from Kansas City Scouts for Steve Durban, Chuck Ameson and a first round choice in 1976 NHL Amateur Draft, January 1976. Released as a free agent, June 1976.												
Gilbertson, Stan	75-77	LW-15	115	19	17	36	19	3	1	1	2	2
Acquired from Washington Capitals for Harvey Bennett, December 1975. Released as a free agent, June 1978.												
Gilhen, Randy	89-91	C-15/19	133	20	21	41	105	16	1	0	1	14
Acquired with Jim Kyte and Andrew McBain from Winnipeg Jets for Randy Cunneyworth, Rich Tabaracci and Dave McLlwain, June 1989. Claimed by Minnesota North Stars in NHL Expansion Draft, May 1991.												
Gladney, Bob	83-84	D-33	13	1	5	6	2	-	-	-	-	-
Signed as a free agent, September 1983. Retired, October 1984.												
Goertz, Dave	87-88	D-32	2	0	0	0	2	-	-	-	-	-
Selected in 10th round of NHL Entry Draft (Regina, WHL), June 1983. Released as a free agent, June 1989.												
Gotaas, Steve	87-88	C-16	36	5	6	11	45	-	-	-	-	-
Selected in fifth round of NHL Entry Draft (Prince Albert, WHL), June 1985. Traded with Ville Siren to Minnesota North Stars for Scott Bjugstad and Gord Dineen, December 1988.												

PENGUINS ALL-TIME ROSTER

(Players with * are currently in the Penguins organization.)

	Years	Pos.-No	REGULAR SEASON							PLAYOFFS						
			GP	G	A	TP	PIM	GP	G	A	TP	PIM	GP	G	A	PIM
Graham, Pat	81-83	LW-24	62	7	13	20	71	4	0	0	0	2				
Selected in sixth round of NHL Entry Draft (Niagara Falls, OHL), June 1980. Traded with Nick Ricci to Toronto Maple Leafs for Rocky Saganik and Vincent Tremblay, August 1983.																
Gruhl, Scott	87-88	LW-38	6	1	0	1	0	-	-	-	-	-				
Signed as a free agent, December 1987. Released as a free agent, July 1988.																
Guenette, Steve	86-89	G-1/30	32	0	1	1	2	-	-	-	-	-				
Signed as a free agent, July 1986. Traded to Calgary Flames for a sixth round choice in 1989 NHL Entry Draft, January 1989.																
Hadfield, Vic	74-77	LW-11	163	61	79	140	118	10	5	2	7	11				
Acquired from New York Rangers for Nick Beverley, May 1974. Retired, June 1977.																
Hakansson, Anders	82-83	LW-11	62	9	12	21	26	-	-	-	-	-				
Acquired with Ron Meighan and a first round choice in 1983 NHL Entry Draft from Minnesota North Stars for George Ferguson and a first round choice in 1983 NHL Entry Draft, October 1982. Traded to Los Angeles Kings for the NHL rights to Kevin Stevens, September 1983.																
Hamilton, Jim	78-79/84-85	LW-13/23/28	95	14	18	32	28	6	3	0	3	0				
Selected in second round of NHL Amateur Draft (London, OHL), June 1977. Released as a free agent, January 1985.																
Hannan, Dave	81-88/88-90	C-20/32	355	60	88	148	530	8	0	1	1	4				
Selected in 10th round of NHL Entry Draft (Brantford, OHA), June 1981. Traded with Craig Simpson, Moe Mantha and Chris Joseph to Edmonton Oilers for Paul Coffey, Dave Hunter and Wayne Van Dorp, November 1987. Claimed from Edmonton in NHL Waiver Draft, October 1988. Claimed by Toronto Maple Leafs in NHL Waiver Draft, October 1989.																
Harbaruk, Nick	69-73	RW-11	308	40	61	101	257	14	3	1	4	20				
Selected from Vancouver Canucks in Intra-League Draft, June 1969. Traded to St. Louis Blues for Bob Johnson, October 1973.																
Harris, Billy	68-69	C-15	55	7	13	20	8	-	-	-	-	-				
Acquired from Oakland Seals for Bob Dillabough, November 1968. Retired, October 1969.																
Harrison, Paul	81-82	G-1	13	0	0	0	0	-	-	-	-	-				
Acquired from Toronto Maple Leafs for future considerations, September 1981. Claimed by Buffalo Sabres on waivers, February 1982.																
Herron, Denis	72-75/76-79/82-86	G-1/29	290	0	6	6	67	10	0	0	0	5				
Selected in third round of NHL Amateur Draft (Trois Rivières, QJHL), June 1972. Traded with Jean Guy Lagace to Kansas City Scouts for Michel Plasse, January 1975. Signed as a free agent from Colorado Rockies, August 1976. As compensation, Colorado received Michel Plasse and Simon Nolet. Traded with a second round choice in 1982 NHL Entry Draft to Montreal Canadiens for Pat Hughes and Rob Holland, August 1979. Acquired from Montreal for a third round choice in 1985 NHL Entry Draft, September 1982. Released as a free agent, July 1986.																
Hextall, Bryan	69-74	C-7	335	71	115	186	498	14	0	3	3	43				
Purchased from Toronto Maple Leafs, May 1969. Claimed on waivers by Atlanta Flames, January 1974.																
Hicke, Billy	71-72	RW-9	12	2	0	2	6	-	-	-	-	-				
Purchased from California Seals, September 1971. Sold to Detroit Red Wings, November 1971.																
Hicks, Wayne	67-68	RW-16	15	4	7	11	2	-	-	-	-	-				
Purchased from Philadelphia Flyers, February 1968. Released as a free agent, July 1970.																
Hillier, Randy	84-91	D-23/34	343	13	79	92	594	17	0	1	1	73				
Acquired from Boston Bruins for a fourth round choice in 1985 NHL Entry Draft, October 1984. Signed by New York Islanders as a free agent, June 1991.																
Hoganson, Paul	70-71	G-1	2	0	0	0	0	-	-	-	-	-				
Selected in fifth round of NHL Amateur Draft (Toronto Marlboros, OHA), June 1969. Signed by Los Angeles Sharks (WHA), July 1973.																
Holland, Rob	79-81	G-1	44	0	0	0	2	-	-	-	-	-				
Acquired with Pat Hughes from Montreal Canadiens for Denis Herron and a second round choice in 1982 NHL Entry Draft, August 1979. Signed by New York Islanders as a free agent, September 1981.																
Horton, Tim	71-72	D-3/24	44	2	9	11	40	4	0	1	1	2				
Selected from New York Rangers in Intra-League Draft, June 1971. Selected by Buffalo Sabres in Intra-League Draft, June 1972.																
Hotham, Greg	81-85	D-6	170	11	63	74	118	5	0	3	3	6				
Acquired from Toronto Maple Leafs for a sixth round choice in 1982 NHL Entry Draft, February 1982. Released as a free agent, July 1986.																
Hrdina, Jiri	90-92	C-38	93	9	27	36	29	35	2	4	6	22				
Acquired from Calgary Flames for Jim Kyte, December 1990. Retired, June 1992.																
Hrynewich, Tim	82-84	LW-28	55	6	8	14	82	-	-	-	-	-				
Selected in second round of NHL Entry Draft (Sudbury, OHL), June 1982. Traded with Marty McSorley to Edmonton Oilers for Gilles Meloche, September 1985.																
Hudson, Lex	78-79	D-5	2	0	0	0	0	2	0	0	0	0				
Selected in 12th round of NHL Amateur Draft (Denver Univ., WCHA), June 1975. Retired, March 1980.																
Hughes, Pat	79-81	RW-24	134	28	23	51	239	5	0	0	0	21				
Acquired with Rob Holland from Montreal Canadiens for Denis Herron and a second round choice in 1982 NHL Entry Draft, August 1979. Traded to Edmonton Oilers for Pat Price, March 1981.																
Hunter, Dave	87-88	LW-20	59	11	18	29	77	-	-	-	-	-				
Acquired with Paul Coffey and Wayne Van Dorp from Edmonton Oilers for Craig Simpson, Dave Hannan, Chris Joseph and Moe Mantha, November 1987. Sent to Edmonton as compensation for Pittsburgh's claiming Dave Hannan in NHL Waiver Draft, October 1988.																
Ingarfield, Earl	67-69	C-10	90	23	37	60	16	-	-	-	-	-				
Selected from Detroit Red Wings in NHL Expansion Draft, June 1967. Traded with Dick Mattiussi and Gene Uricho to Oakland Seals for George Swarbrick, Bryan Watson and Tracy Pratt, January 1969.																
Inness, Gary	73-76	G-29/30	100	0	2	2	4	9	0	0	0	2				
Signed as a free agent, June 1973. Traded to Philadelphia Flyers for Bobby Taylor and Ed Van Impe, March 1976.																
Jagr, Jaromir *	90-93	RW-68	231	93	127	220	137	57	19	27	46	35				
Selected in first round of NHL Entry Draft (Kladno, Czech.), June 1990.																

PENGUINS ALL-TIME ROSTER

(Players with * are currently in the Penguins organization.)

	Years	Pos.-No	REGULAR SEASON					PLAYOFFS				
			GP	G	A	TP	PIM	GP	G	A	TP	PIM
Javanainen, Arto	84-85	RW-19	4	1	5	2	-	-	-	-	-	-
Selected in fifth round of NHL Entry Draft (Assat, Finnish League), June 1984. Released as a free agent, May 1985.												
Jennings, Grant	90-93	D-3	124	5	13	18	195	35	1	1	2	36
Acquired with Ron Francis and Ulf Samuelsson from Hartford Whalers for John Cullen, Zarley Zalapski and Jeff Parker, March 1991.												
Johnson, Bob	74-75	G-1	12	0	0	0	6	-	-	-	-	-
Acquired from St. Louis Blues for Nick Harbaruk, October 1973. Released as a free agent, August 1975.												
Johnson, Jim	85-91	D-6	390	14	95	109	658	11	0	5	5	44
Signed as a free agent, June 1985. Traded with Chris Dahlquist to Minnesota North Stars for Peter Taglianetti and Larry Murphy, December 1990.												
Johnson, Mark	79-82	C-9	136	23	39	62	84	10	4	3	7	6
Selected in fourth round of NHL Amateur Draft (Univ. of Wisconsin, WCHA), June 1977. Traded to Minnesota North Stars for a second round choice in 1982 NHL Entry Draft, March 1982.												
Jonathan, Stan	82-83	LW-9	19	0	3	3	13	-	-	-	-	-
Acquired from Boston Bruins for future considerations, November 1982. Rights returned to Boston, April 1983.												
Jones, Ron	73-74	D-6	25	0	3	3	15	-	-	-	-	-
Selected from Boston Bruins in Intra-League Draft, June 1973. Traded to Washington Capitals for Pete LaFramboise, January 1975.												
Joseph, Chris	87-88	D-22	17	0	4	4	12	-	-	-	-	-
Selected in first round of NHL Entry Draft (Seattle, WHL), June 1987. Traded with Craig Simpson, Moe Mantha and Dave Hannan to Edmonton Oilers for Paul Coffey, Dave Hunter and Wayne Van Dorp, November 1987.												
-K-												
Kachowski, Mark	87-90	LW-26	64	6	5	11	209	-	-	-	-	-
Signed as a free agent, August 1987. Released as a free agent, July 1992.												
Kannegesser, Sheldon ..	70-73	D-6/16	75	2	6	8	76	-	-	-	-	-
Acquired with Syl Apps from New York Rangers for Glen Sather, January 1971. Traded to New York Rangers for a player to be named later (Steve Andrusciak—May 1973), March 1973.												
Kehoe, Rick	74-85	RW-8/17	722	312	324	636	88	37	4	17	21	2
Acquired from Toronto Maple Leafs for Blaine Stoughton and a first round choice in 1977 NHL Amateur Draft, September 1974. Retired, June 1985.												
Kelly, Bob	73-77	LW-22	250	69	85	154	462	15	6	3	9	23
Acquired with Ab DeMarco and Steve Durbano from St. Louis Blues for Greg Polis, Bryan Watson and a second round choice in 1974 NHL Amateur Draft, January 1974. Signed as a free agent by Chicago Blackhawks, August 1977.												
Kessell, Rick	69-73	C-14/15/23	83	2	18	20	4	-	-	-	-	-
Selected in first round of NHL Amateur Draft (Oshawa, OHA), June 1969. Claimed by Salt Lake City Golden Eagles (CHL) in Reverse Draft, June 1973.												
Kindrachuk, Orest	78-81	C-26	144	38	80	118	181	7	4	1	5	7
Acquired with Tom Bladen and Ross Lonsberry from Philadelphia Flyers for a first round choice in 1978 NHL Amateur Draft, June 1978. Signed by Washington Capitals, September 1981.												
Konik, George	67-68	D-18	52	7	8	15	26	-	-	-	-	-
Acquired with Paul Andrea, Dunc McCallum and Frank Francis from New York Rangers for Larry Jeffrey, June 1967. Purchased by Oakland Seals, June 1968.												
Kontos, Chris	86-88	C-14	67	9	16	25	18	-	-	-	-	-
Acquired from New York Rangers for Ron Duguay, January 1987. Traded to Los Angeles Kings for Bryan Erickson, February 1988.												
Kyte, Jim	89-91	D-3	57	3	1	4	127	-	-	-	-	-
Acquired with Andrew McBain and Randy Gilhen from Winnipeg Jets for Randy Cunneyworth, Rich Tabaracci and Dave McLlwain, June 1989. Traded to Calgary Flames for Jiri Hrdina, December 1990.												
-L-												
Labre, Yvon	70-71/73-74	D-15/20	37	2	3	5	32	-	-	-	-	-
Selected in third round of NHL Amateur Draft (Toronto Marlboros, OHA), June 1969. Selected by Washington Capitals in NHL Expansion Draft, June 1974.												
LaFramboise, Pete	74-75	LW-27	35	5	13	18	8	9	1	0	1	0
Acquired from Washington Capitals for Ron Jones, January 1975. Released as a free agent, September 1976.												
Lagace, Jean Guy	68-69/72-75	D-23/24	106	4	20	24	119	-	-	-	-	-
Acquired from Montreal Canadiens for Larry Hillman, November 1968. Selected by Minnesota North Stars in Intra-League Draft, June 1970. Acquired from Buffalo Sabres for Terry Ball, January 1971. Traded with Denis Herron to Kansas City Scouts for Michel Plasse, January 1975.												
Lalonde, Ron	72-75	C-16	108	10	20	30	16	-	-	-	-	-
Selected in fourth round of NHL Amateur Draft (Peterborough, TPT's, OHA), June 1972. Traded to Washington Capitals for Lew Morrison, December 1974.												
Lamoureux, Mitch	83-85	C-12	70	12	9	21	59	-	-	-	-	-
Selected in eighth round of NHL Entry Draft (Oshawa, OHL), June 1981. Released as a free agent, July 1986.												
Lanyon, Ted	67-68	D-5	5	0	0	0	4	-	-	-	-	-
Purchased from Cleveland Barons (AHL), August 1966. Released as a free agent, June 1970.												
Larouche, Pierre	74-78	C-10	240	119	134	253	99	15	2	9	11	2
Selected in first round of NHL Amateur Draft (Sorel, QJHL), May 1974. Traded with a player to be named later (Peter Marsh—December 1977) to Montreal Canadiens for Peter Mahovich and Peter Lee, November 1977.												
LaVallee, Kevin	86-87	LW-16	33	8	20	28	4	-	-	-	-	-
Signed as a free agent, September 1986. Released as a free agent, July 1987.												
Laxton, Gordon	75-79	G-1/30	17	0	0	0	0	-	-	-	-	-
Selected in first round of NHL Amateur Draft (New Westminster, WCHL), June 1975. Released as a free agent, July 1983.												
Leach, Jamie	89-93	RW-20	60	7	7	14	10	-	-	-	-	-
Selected in third round of NHL Entry Draft (Hamilton, OHL), June 1987. Claimed on waivers by Hartford Whalers, November 1992.												
LeCaine, Bill	68-69	RW-17	4	0	0	0	0	-	-	-	-	-
Signed as a free agent, August 1967. Released as a free agent, June 1969.												

PENGUINS ALL-TIME ROSTER

(Players with * are currently in the Penguins organization.)

	Years	Pos.-No.	REGULAR SEASON							PLAYOFFS						
			GP	G	A	TP	PIM	GP	G	A	TP	PIM				
Lecuyer, Doug	82-83	LW-23	12	1	4	5	12	-	-	-	-	-				
Claimed from Winnipeg Jets in NHL Waiver Draft, October 1982. Released as a free agent, November 1982.																
Lee, Peter	77-83	RW-10	431	114	131	245	257	19	0	8	8	4				
Acquired with Peter Mahovich from Montreal Canadiens for Pierre Larouche and a player to be named later (Peter Marsh—December 1977), November 1977. Released, June 1983.																
Lehto, Petteri	84-85	D-8	6	0	0	0	4	-	-	-	-	-				
Signed from Turku of the Finnish League, July 1984. Released as a free agent, June 1985.																
Leiter, Bob	71-72	C-23	78	14	17	31	18	4	3	0	3	0				
Purchased from Hershey Bears (AHL), May 1971. Selected by Atlanta Flames in NHL Expansion Draft, June 1972.																
Lemieux, Alain	86-87	C-11	1	0	0	0	0	-	-	-	-	-				
Signed as a free agent, December 1986. Released as a free agent, July 1987.																
Lemieux, Mario *	84-93	C-66	577	477	697	1174	586	60	52	63	115	44				
Selected in first round of NHL Entry Draft (Laval, QMJHL), June 1984.																
Libett, Nick	79-81	LW-14	121	20	18	38	18	5	1	1	2	0				
Acquired from Detroit Red Wings for Peter Mahovich, August 1979. Released as a free agent, August 1981.																
Lidstrom, Willy	85-87	RW-19	131	24	30	54	36	-	-	-	-	-				
Selected from Edmonton Oilers in NHL Waiver Draft, October 1985. Released as a free agent, July 1987.																
Loney, Troy	83-93	LW-11/24	532	69	100	169	982	66	8	14	22	97				
Selected in third round of NHL Entry Draft (Lethbridge, WHL), June 1982. Selected by Mighty Ducks of Anaheim in NHL Expansion Draft, June 1993.																
Lonsberry, Ross	78-81	LW-18	236	56	73	129	150	17	2	3	5	13				
Acquired with Tom Bladon and Orest Kindrachuk from Philadelphia Flyers for a first round choice in 1978 NHL Amateur Draft, June 1978. Released as a free agent, June 1981.																
Lowe, Darren	83-84	RW-35	8	1	2	3	0	-	-	-	-	-				
Signed as a free agent, February 1984. Released as a free agent, October 1984.																
Lukowich, Bernie	73-74	RW-11	53	9	10	19	32	-	-	-	-	-				
Selected in second round of NHL Amateur Draft (New Westminster, WCHL), June 1972. Traded to St. Louis Blues for Bob Stumpf, January 1975.																
Lundberg, Brian	82-83	D-2	1	0	0	0	2	-	-	-	-	-				
Selected in ninth round of NHL Entry Draft (Univ. of Michigan, WCHA), June 1980. Released as a free agent, December 1984.																
Lupien, Gilles	80-81	D-2	31	0	1	1	34	-	-	-	-	-				
Acquired from Montreal Canadiens for a third round choice in 1983 NHL Entry Draft, September 1980. Traded to Hartford Whalers for a sixth round choice in 1981 NHL Entry Draft, February 1981.																
Lynch, Jack	72-74	D-3	64	1	25	26	61	-	-	-	-	-				
Selected in second round of NHL Amateur Draft (Oshawa, OHA), June 1972. Traded with Jim Rutherford to Detroit Red Wings for Ron Stackhouse, January 1974.																
Lyon, Steve	76-77	D-5	3	0	0	0	2	-	-	-	-	-				
Signed to a tryout contract, November 1976. Released as a free agent, June 1977.																
MacDonald, Lowell	70-71/72-78	LW-14/18	328	140	166	306	60	15	6	4	10	8				
Selected from Los Angeles Kings in Intra-League Draft, June 1970. Released as a free agent, February 1978.																
MacLeish, Rick	81-83	LW-7/19	46	13	17	30	30	5	1	1	2	0				
Acquired from Hartford Whalers for Russ Anderson and an eighth round choice in 1983 NHL Entry Draft, December 1981. Signed by Philadelphia Flyers as a free agent, October 1983.																
MacNeil, Al	67-68	D-3	74	2	10	12	58	-	-	-	-	-				
Selected from New York Rangers in NHL Expansion Draft, June 1967. Traded to Montreal Canadiens for Wally Boyer, June 1968.																
Mahovich, Pete	77-79	C-20/26	117	39	75	114	76	2	0	1	1	0				
Acquired with Peter Lee from Montreal Canadiens for Pierre Larouche and a player to be named later (Peter Marsh—December 1977), November 1977. Traded to Detroit Red Wings for Nick Libett, August 1979.																
Malone, Greg	76-83	C-12	495	143	221	364	496	18	3	5	8	32				
Selected in second round of NHL Amateur Draft (Oshawa, OHA), June 1976. Traded to Hartford Whalers for a third round choice in 1985 NHL Entry Draft, September 1983.																
Mann, Jimmy	87-88	RW-18	9	0	0	0	53	-	-	-	-	-				
Signed as a free agent, June 1987. Released as a free agent, July 1988.																
Mantha, Moe	84-88	D-20	232	37	131	168	223	-	-	-	-	-				
Acquired with a first round choice in 1984 NHL Entry Draft from Winnipeg Jets to complete a deal in which Randy Carlyle was sent to Winnipeg, March 1984. Traded with Craig Simpson, Dave Hannan and Chris Joseph to Edmonton Oilers for Paul Coffey, Dave Hunter and Wayne Van Dorp, November 1987.																
Marshall, Paul	79-81	LW-20	59	12	12	24	13	1	0	0	0	0				
Selected in second round of NHL Entry Draft (Brantford, OHA), August 1979. Traded with Kim Davis to Toronto Maple Leafs for Dave Burrows and Paul Gardner, November 1980.																
Mathiasen, Dwight	85-88	RW-11/22/24/34	33	1	7	8	18	-	-	-	-	-				
Signed as a free agent, March 1986. Released as a free agent, July 1988.																
Mattussi, Dick	67-69	LW-5	44	0	4	4	32	-	-	-	-	-				
Purchased from Cleveland Barons (AHL), September 1966. Traded with Earl Ingarfield and Gene Ubricaco to Oakland Seals for Bryan Watson, George Swarbrick and Tracy Pratt, January 1969.																
Maxwell, Bryan	83-85	D-5	89	3	20	23	141	-	-	-	-	-				
Claimed from Winnipeg Jets on waivers, October 1983. Released as a free agent, July 1985.																
Mayer, Pat	87-89	D-32	1	0	0	4	-	-	-	-	-	-				
Signed as a free agent, July 1987. Traded to Los Angeles Kings for Tim Tookey, March 1989.																
McAdam, Gary	78-81	LW-16	140	27	40	67	95	12	3	3	6	9				
Acquired from Buffalo Sabres for Dave Schultz, February 1979. Traded to Detroit Red Wings for Errol Thompson, January 1981.																
McBain, Andrew	89-90	RW-9	41	5	9	14	51	-	-	-	-	-				
Acquired with Jim Kyte and Randy Gilhen from Winnipeg Jets for Randy Cunneynworth, Rich Tabaracci and Dave McLiwin, June 1989. Traded with Dave Capuano and Dan Quinn to Vancouver Canucks for Rod Buskas, Barry Pederson and Tony Tanti, January 1990.																

PENGUINS ALL-TIME ROSTER

(Players with * are currently in the Penguins organization.)

	Years	Pos.-No	REGULAR SEASON					PLAYOFFS				
			GP	G	A	TP	PIM	GP	G	A	TP	PIM
McCallum, Dunc	67-71	D-6/26	185	14	35	49	228	10	1	2	3	12
Acquired with Paul Andrea and George Konik from New York Rangers for Larry Jeffery, June 1967. Claimed by Providence Reds (AHL) in Reverse Draft, June 1969. Purchased from Providence, January 1970. Released, March 1970.												
McCarthy, Kevin	83-85	D-24/25	95	13	26	39	82	-	-	-	-	-
Acquired from Vancouver Canucks for a third round choice in 1984 NHL Entry Draft, January 1984. Signed by Philadelphia Flyers as a free agent, July 1985.												
McClelland, Kevin	81-84	C-18	72	8	12	20	139	5	1	1	2	5
Acquired with Pat Boutette from Hartford Whalers as compensation for Hartford's signing of free agent Greg Millen, June 1981. Traded with a sixth round choice in 1984 NHL Entry Draft to Edmonton Oilers for Tom Roulston, December 1983.												
McCreary, Keith	67-72	LW-10/21	292	82	59	141	199	11	0	4	4	6
Selected from Montreal Canadiens in NHL Expansion Draft, June 1967. Selected by Atlanta Flames in NHL Expansion Draft, June 1972.												
McDonald, Ab	67-68	LW-20	74	22	21	43	38	-	-	-	-	-
Selected from Detroit Red Wings in NHL Expansion Draft, June 1967. Traded to St. Louis Blues in a three-way deal with Philadelphia Flyers in which Penguins acquired Lou Angotti, June 1968.												
McDonnell, Joe	84-86	D-2	43	2	9	11	22	-	-	-	-	-
Signed as a free agent, December 1984. Released as a free agent, July 1987.												
McDonough, Al	71-74	RW-9	152	56	74	130	46	4	0	1	1	0
Acquired from Los Angeles Kings for Bob Woytowich, January 1972. Traded to Atlanta Flames for Chuck Amason and Bob Paradise, January 1974.												
McEachern, Shawn	91-93	C/LW-15	99	28	37	65	46	31	5	9	14	14
Selected in sixth round of NHL Entry Draft (Cambridge, Mass., Matignon H.S.), June 1987.												
McGeough, Jim	84-87	RW-16/22	42	4	10	14	20	-	-	-	-	-
Acquired from Washington Capitals for Mark Taylor, March 1985. Released as a free agent, July 1987.												
McKenzie, Brian	71-72	LW-15	6	1	1	2	4	-	-	-	-	-
Selected in second round of NHL Amateur Draft (St. Catharines, OHA), June 1971. Sold to Atlanta Flames, October 1972.												
McLiwain, Dave	87-89	C-19	90	12	10	22	44	3	0	1	1	0
Selected in ninth round of NHL Entry Draft (North Bay, OHL), June 1986. Traded with Randy Carlyle and Rich Tabaracci to Winnipeg Jets for Jim Kyte, Andrew McBain and Randy Gilhen, June 1989.												
McMahon, Mike	69-70	D-26	12	1	3	4	19	-	-	-	-	-
Acquired from Detroit Red Wings for Billy Dea, October 1969. Selected by Buffalo Sabres in NHL Expansion Draft, June 1970.												
McManama, Bob	73-76	D-15	99	11	25	36	28	8	0	1	1	6
Signed as a free agent, August 1973. Released as a free agent, June 1978.												
McSorley, Marty	83-85	RW-4	87	2	7	9	239	-	-	-	-	-
Signed as a free agent, July 1982. Traded with Tim Hryniewicz to Edmonton Oilers for Gilles Meloche, September 1985.												
Meeker, Mike	78-79	RW-3/16	4	0	0	0	5	-	-	-	-	-
Selected in second round of NHL Amateur Draft (Peterborough, OHL), June 1978. Released as a free agent, November 1982.												
Meighan, Ron	82-83	D-5	41	2	6	8	16	-	-	-	-	-
Acquired with Anders Hakansson from Minnesota North Stars for George Ferguson and a first round choice in 1983 NHL Entry Draft, October 1982. Released as a free agent, March 1985.												
Meloche, Gilles	85-88	G-27	104	0	2	2	22	-	-	-	-	-
Acquired from Edmonton Oilers for Tim Hryniewicz and Marty McSorley, September 1985. Released as a free agent, July 1988.												
Michayluk, Dave	91-92	LW-34	-	-	-	-	-	7	1	1	2	0
Signed as a free agent, May 1989. Released as a free agent, June 1992.												
Millen, Greg	78-81	G-29	135	0	5	5	20	10	0	0	0	0
Selected in fifth round of NHL Amateur Draft (Peterborough, OHL), June 1977. Signed by Hartford Whalers as a free agent, June 1981. As compensation, Pittsburgh received Pat Boutette and the NHL rights to Kevin McClelland.												
Mokosak, Carl	86-87	LW-31	3	0	0	0	4	-	-	-	-	-
Signed as a free agent, July 1986. Released as a free agent, July 1988.												
Monahan, Hartland	77-78	RW-8	7	2	0	2	2	-	-	-	-	-
Acquired from Washington Capitals for a first round choice in 1979 NHL Entry Draft (later transferred to Minnesota North Stars), October 1977. Traded with Syl Apps to Los Angeles Kings for Dave Schultz, Gene Carr and a fourth round choice in 1978 NHL Amateur Draft, November 1977.												
Morrison, Jim	69-71	D-27	132	5	25	30	72	8	0	3	3	10
Purchased from Baltimore Clippers (AHL), October 1969. Signed by Baltimore as a free agent, October 1971.												
Morrison, Lew	74-78	RW-16	214	13	13	26	12	13	0	0	0	0
Acquired from Washington Capitals for Ron Lalonde, December 1974. Loaned to Binghamton Dusters (AHL), November 1977.												
Mullen, Joe *	90-93	RW-7	196	92	104	196	50	43	15	12	27	14
Acquired from Calgary Flames for a second round choice in 1990 NHL Entry Draft, June 1990.												
Mulvenna, Glen	91-92	C-45	1	0	0	0	2	-	-	-	-	-
Signed as a free agent, December 1987. Released as a free agent, June 1992.												
Mulvey, Paul	81-82	LW-26	27	1	7	8	76	-	-	-	-	-
Acquired from Washington Capitals as compensation for Washington's signing Orest Kindrachuk, September 1981. Claimed by Los Angeles Kings on waivers, December 1981.												
Murphy, Larry *	90-93	D-4/55	204	48	142	190	153	56	13	39	52	73
Acquired with Peter Taglianetti from Minnesota North Stars for Jim Johnson and Chris Dahlquist, December 1990.												
Needham, Mike *	92-93	RW-45/39	56	8	5	13	14	14	2	0	2	4
Selected in sixth round of NHL Entry Draft (Kamloops, WHL), June 1989.												
Nelson, Todd	91-92	D-44	1	0	0	0	0	-	-	-	-	-
Selected in fourth round of the NHL Entry Draft (Prince Albert, WHL), June 1989. Released as a free agent, July 1993.												

PENGUINS ALL-TIME ROSTER

(Players with * are currently in the Penguins organization.)

	Years	Pos.-No	REGULAR SEASON				PLAYOFFS					
			GP	G	A	TP	PIM	GP	G	A	TP	PIM
Newton, Cam	70-71/72-73	G-1/30	16	0	1	1	6	-	-	-	-	-
Selected in eighth round of NHL Amateur Draft (Kitchener, OHA), June 1970. Signed by Chicago Cougars (WHA), May 1973.												
Nolan, Ted	85-86	LW-25/34	18	1	1	2	34	-	-	-	-	-
Purchased from Buffalo Sabres, September 1985. Released as a free agent, July 1986.												
Nolet, Simon	75-76	RW-9	39	9	8	17	2	3	0	0	0	0
Acquired with Ed Gilbert and a first round choice in 1976 NHL Amateur Draft from Kansas City Scouts for Steve Durban, Chuck Arnason and a first round choice in 1976 NHL Amateur Draft, January 1975. Traded with Michel Plasse as compensation for Pittsburgh's signing of Denis Herron as a free agent, August 1976.												
Noris, Joe	71-72	D-27	35	2	5	7	36	-	-	-	-	-
Selected in third round of NHL Amateur Draft (Toronto Marlboros, OHA), June 1971. Traded to St. Louis Blues for Jim Shires, January 1973.												
Nowak, Hank	73-74	G-27	13	0	0	0	11	-	-	-	-	-
Purchased from Hershey Bears (AHL), May 1973. Traded with a third round choice in 1974 NHL Amateur Draft to Detroit Red Wings for Nelson DeBenedet, May 1974.												
-O-												
O'Regan, Tom	83-86	C-8/12	61	5	12	17	10	-	-	-	-	-
Signed as a free agent, September 1983. Released as a free agent, July 1986.												
Owchar, Dennis	74-78	D-25	168	18	49	67	146	8	0	1	1	6
Selected in fourth round of NHL Amateur Draft (Toronto Marlboros, OHA), May 1973. Traded to Colorado Rockies for Tom Edur, December 1977.												
-P-												
Paek, Jim *	90-93	D-2/3	129	4	22	26	100	27	1	4	5	8
Selected in ninth round of NHL Entry Draft (Oshawa, OHL), June 1985.												
Paement, Wilf	87-88	RW-9	23	2	6	8	39	-	-	-	-	-
Signed as a free agent, July 1987. Released as a free agent, July 1988.												
Paradise, Bob	73-76/77-79	D-2/24	203	7	33	40	209	7	0	1	1	17
Acquired with Chuck Arnason from Atlanta Flames for Al McDonough, January 1974. Traded to Washington Capitals for a second round choice in 1976 NHL Amateur Draft, November 1975. Acquired from Washington Capitals for negotiating rights to Don Awrey, October 1977. Released as a free agent, June 1979.												
Pearson, Mel	67-68	C/LW-23	2	0	1	1	0	-	-	-	-	-
Selected from Chicago Blackhawks in NHL Expansion Draft, June 1967. Sold to Portland Buckaroos (WHL), July 1968.												
Pederson, Barry	89-91	C-10	84	10	26	36	50	-	-	-	-	-
Acquired with Rod Buskas and Tony Tanti from Vancouver Canucks for Dave Capuano, Andrew McBain and Dan Quinn, January 1990. Released as a free agent, June 1991.												
Pietrangelo, Frank	87-92	G-40	87	0	3	3	30	5	0	1	1	2
Selected in fourth round of NHL Entry Draft (Univ. of Minnesota, WCHA), June 1984. Traded to Hartford Whalers for future considerations, March 1992.												
Plasse, Michel	74-76	G-31	76	0	3	3	24	3	0	0	0	0
Acquired from Kansas City Scouts for Jean Guy Lagace and Denis Herron, January 1975. Traded with Simon Nolet to Colorado Rockies as compensation for Pittsburgh's signing of Denis Herron, August 1976.												
Polis, Greg	70-74	LW-22	256	88	70	158	146	4	0	2	2	0
Selected in first round of NHL Amateur Draft (Estevan, WCHL), June 1970. Traded with Bryan Watson and a second round choice in 1974 NHL Amateur Draft to St. Louis Blues for Bob Kelly, Ab DeMarco and Steve Durban, January 1974.												
Pratt, Kelly	74-75	RW-12	22	0	6	6	15	-	-	-	-	-
Signed as a free agent, July 1974. Sold to Hershey Bears (AHL), August 1975.												
Pratt, Tracy	68-70	D-6/11	83	5	12	17	158	10	0	1	1	51
Acquired with George Swarbrick and Bryan Watson from Oakland Seals for Earl Ingarfield, Dick Mattiussi and Gene Ubriaco, January 1969. Selected by Buffalo Sabres in NHL Expansion Draft, June 1970.												
Prentice, Dean	69-71	LW-20	144	47	42	89	32	12	2	5	7	8
Selected from Detroit Red Wings in Intra-League Draft, June 1969. Sold to Minnesota North Stars, October 1971.												
Price, Noel	67-69	D-4	143	8	45	53	109	-	-	-	-	-
Selected from Montreal Canadiens in NHL Expansion Draft, June 1967. Claimed by Springfield Kings (AHL), in Reverse Draft, June 1969.												
Price, Pat	80-83	D-2	128	8	52	60	459	10	1	1	2	49
Acquired from Edmonton Oilers for Pat Hughes, March 1981. Signed as a free agent by Quebec Nordiques, December 1982.												
Price, Tom	76-79	D-6/25/28	19	0	2	2	8	-	-	-	-	-
Signed as a free agent, February 1977. Released as a free agent, June 1980.												
Priestlay, Ken	90-92	C-18	52	2	9	11	4	-	-	-	-	-
Acquired from Buffalo Sabres for Tony Tanti, March 1991. Released as a free agent, July 1993.												
Pronovost, Jean	68-78	RW-19	753	316	287	603	306	29	9	9	18	12
Purchased with John Arbour from Boston Bruins, May 1968. Traded to Atlanta Flames with Atlanta sending Dick Redmond to Boston and Boston sending Gregg Sheppard to Pittsburgh, September 1978.												
-Q-												
Quinn, Dan	86-90	C-10/14	254	111	162	273	214	11	6	3	9	10
Acquired from Calgary Flames for Mike Bullard, November 1986. Traded with Andrew McBain and Dave Capuano to Vancouver Canucks for Tony Tanti, Barry Pederson and Rod Buskas, January 1990.												
-R-												
Ramsey, Mike *	92-93	D-6	12	1	2	3	8	12	0	6	6	4
Acquired from Buffalo Sabres for Bob Errey, March 1993.												
Recchi, Mark	88-92	RW-8/18	225	104	148	252	170	24	10	24	34	33
Selected in fourth round of NHL Entry Draft (Kamloops, WHL), June 1988. Traded with Brian Benning and Los Angeles Kings' first round choice in 1992 NHL Entry Draft to Philadelphia Flyers for Rick Tocchet, Kjell Samuelsson, Ken Wregget and a conditional draft choice, February 1992.												
Redquest, Greg	77-78	G-25	1	0	0	0	0	-	-	-	-	-
Selected in fourth round of NHL Amateur Draft (Kingston, OHL), June 1976. Released as a free agent, June 1979.												

PENGUINS ALL-TIME ROSTER

(Players with * are currently in the Penguins organization.)

	Years	Pos.-No	REGULAR SEASON							PLAYOFFS						
			GP	G	A	TP	PIM	GP	G	A	TP	PIM				
Ricci, Nick	79-83	G-31	19	0	0	0	2	-	-	-	-	-	-	-	-	
Selected in fourth round of NHL Entry Draft (Niagara Falls, OHL), August 1979. Traded with Pat Graham to Toronto Maple Leafs for Rocky Saganiuk and Vincent Tremblay, August 1983.																
Riggin, Pat	86-88	G-1	39	0	1	1	14	-	-	-	-	-	-	-	-	
Acquired from Boston Bruins for Roberto Romano, February 1987. Released as a free agent, July 1988.																
Rissling, Gary	80-85 RW-10/15/20/23	185	20	26	46	832	5	0	1	1	4	4	4	4	4	
Acquired from Washington Capitals for a fifth round choice in 1981 NHL Entry Draft, January 1981. Released as a free agent, June 1987.																
Rivard, Bob	67-68	LW-19	27	5	12	17	4	-	-	-	-	-	-	-	-	
Selected from Montreal Canadiens in NHL Expansion Draft, June 1967. Sent to Baltimore Clippers (AHL) to complete an earlier deal in which Pittsburgh purchased Jim Morrison from Baltimore, November 1969.																
Robert, Rene	71-72	C-14	49	7	11	18	42	-	-	-	-	-	-	-	-	
Claimed from Toronto Maple Leafs in Intra-League Draft, June 1971. Traded to Buffalo Sabres for Eddie Shack, March 1972.																
Roberts, Gord	90-92	D-14/28	134	5	34	39	89	43	1	4	5	95	95	95	95	
Acquired from St. Louis Blues for future considerations, October 1990. Signed by Boston Bruins as a free agent, June 1992.																
Romano, Roberto	82-87	G-30/35	123	0	1	1	6	-	-	-	-	-	-	-	-	
Signed as a free agent, December 1982. Traded to Boston Bruins for Pat Riggin, February 1987.																
Roulston, Tom	83-84/85-86	RW-12/18	58	11	17	28	10	-	-	-	-	-	-	-	-	
Acquired from Edmonton Oilers for Kevin McClelland and a sixth round choice in 1984 NHL Entry Draft, December 1983. Released as a free agent, July 1986.																
Rowe, Mike	84-87	D-5/33	11	0	0	0	11	-	-	-	-	-	-	-	-	
Selected in third round of NHL Entry Draft (Toronto Marlboros, OHL), June 1983. Released as a free agent, July 1988.																
Rupp, Duane	68-73	D-2	265	21	83	104	170	10	2	2	4	8	8	8	8	
Acquired from Minnesota North Stars for Leo Boivin, January, 1969. Released as a free agent, June 1974.																
Ruskowski, Terry	85-87	LW-8	143	40	74	114	309	-	-	-	-	-	-	-	-	
Signed as a free agent, October 1985. Signed by Minnesota North Stars as a free agent, July 1987.																
Rutherford, Jim	71-74	G-1/29	115	0	1	1	18	4	0	0	0	0	0	0	0	
Selected from Detroit Red Wings in Intra-League Draft, June 1971. Traded with Jack Lynch to Detroit for Ron Stackhouse, January 1974.																
Saganiuk, Rocky	83-84	RW-11/33	29	1	3	4	37	-	-	-	-	-	-	-	-	
Acquired with Vincent Tremblay from Toronto Maple Leafs for Pat Graham and Nick Ricci, August 1983. Removed from the reserve list, July 1984.																
Samuelsson, Kjell *	91-93	D-23/28	83	4	8	12	140	27	0	6	6	8	8	8	8	
Acquired with Rick Tocchet, Ken Wregget and a conditional draft choice from Philadelphia Flyers for Mark Recchi, Brian Benning and Los Angeles Kings' first round choice in 1992 NHL Entry Draft, February 1992.																
Samuelsson, Ulf *	90-93	D-5	153	5	44	49	492	53	4	9	13	97	97	97	97	
Acquired with Ron Francis and Grant Jennings from Hartford Whalers for John Cullen, Zarley Zalapski and Jeff Parker, March 1991.																
Sanderson, Derek	77-78	C-16	13	3	1	4	0	-	-	-	-	-	-	-	-	
Signed as a free agent, March 1978. Retired, June 1978.																
Sasser, Grant	83-84	C-19	3	0	0	0	0	-	-	-	-	-	-	-	-	
Selected in fifth round of NHL Entry Draft (Portland, WHL), June 1982. Released as a free agent, July 1986.																
Sather, Glen	69-71	LW-16	122	20	17	37	210	10	0	2	2	17	17	17	17	
Selected from Boston Bruins in Intra-League Draft, June 1969. Traded to New York Rangers for Syl Apps and Sheldon Kannegiesser, January 1971.																
Schinkel, Ken	67-73	RW-12	371	93	143	236	86	13	6	1	7	4	4	4	4	
Selected from New York Rangers in NHL Expansion Draft, June 1967. Named Penguins' head coach, January 1973.																
Schmidt, Norm	83-84/85-88	D-3/25	125	23	33	56	73	-	-	-	-	-	-	-	-	
Selected in fourth round of NHL Entry Draft (Oshawa, OHL), June 1981. Released as a free agent, July 1988.																
Schock, Ron	69-77	C-17	619	124	280	404	201	29	2	12	14	23	23	23	23	
Acquired with Craig Cameron from St. Louis Blues for Lou Angotti and a first round choice in 1971 Amateur Draft, June 1969. Traded to Buffalo Sabres for Brian Spencer, September 1977.																
Schofield, Dwight	86-87	D-4	25	1	6	7	59	-	-	-	-	-	-	-	-	
Purchased from Washington Capitals, October 1986. Released as a free agent, July 1987.																
Schultz, Dave	77-79	LW-8	113	13	34	47	535	-	-	-	-	-	-	-	-	
Acquired with Gene Carr and a fourth round choice in 1978 NHL Amateur Draft from Los Angeles Kings for Syl Apps and Hartland Monahan, November 1977. Traded to Buffalo Sabres for Gary McAdam, February 1979.																
Schutt, Rod	78-84	LW-23/27	278	76	92	168	177	22	8	6	14	26	26	26	26	
Acquired from Montreal Canadiens for a first round choice in 1981 Entry Draft, October 1978. Signed by Toronto Maple Leafs as a free agent, October 1985.																
Shack, Eddie	71-73	LW-23/24	87	30	29	59	96	4	0	1	1	15	15	15	15	
Acquired from Buffalo Sabres for Rene Robert, March 1972. Purchased by Toronto Maple Leafs, July 1973.																
Shedden, Doug	81-86	RW-14	332	123	159	282	148	-	-	-	-	-	-	-	-	
Selected in fifth round of NHL Entry Draft (Sault Ste. Marie, OHL), June 1980. Traded to Detroit Red Wings for Ron Duguay, March 1986.																
Sheppard, Gregg	78-82	C-19	241	50	73	123	113	17	4	7	11	2	2	2	2	
Acquired from Boston Bruins with Boston receiving Dick Redmond from Atlanta Flames and Pittsburgh sending Jean Pronovost to Atlanta, September 1978. Released as a free agent, June 1982.																
Shires, Jim	72-73	LW-27	18	1	2	3	2	-	-	-	-	-	-	-	-	
Acquired from St. Louis Blues for Joe Noris, January 1973. Released as a free agent, June 1974.																
Simmer, Charlie	87-88	RW-13/16	50	11	17	28	24	-	-	-	-	-	-	-	-	
Selected from Boston Bruins in NHL Waiver Draft, October 1988. Released as a free agent, July 1989.																
Simpson, Bob	81-83	LW-28/33	30	10	9	19	4	2	0	0	0	0	0	0	0	
Signed as a free agent, October 1981. Released as a free agent, July 1984.																

PENGUINS ALL-TIME ROSTER

(Players with * are currently in the Penguins organization.)

	Years	Pos.-No	REGULAR SEASON							PLAYOFFS						
			GP	G	A	TP	PIM	GP	G	A	TP	PIM				
Simpson, Craig	85-88	RW-18	169	50	55	105	140	-	-	-	-	-				
Selected in first round of NHL Entry Draft (Michigan St., CCHA), June 1985. Traded with Moe Mantha, Dave Hannan and Chris Joseph to Edmonton Oilers for Paul Coffey, Dave Hunter and Wayne Van Dorp, November 1988.																
Siren, Ville	85-89	D-5	187	10	45	55	144	-	-	-	-	-				
Acquired from Hartford Whalers for Pat Boutette, November 1984. Traded with Steve Gataas to Minnesota North Stars for Scott Bjugstad and Gord Dineen, December 1988.																
Smith, Al	69-71	G-29	93	0	0	0	61	3	0	0	0	0				
Purchased from Toronto Maple Leafs, June 1969. Selected by Detroit Red Wings in Intra-League Draft, June 1971.																
Smith, Doug	89-90	C-15	10	1	1	2	25	-	-	-	-	-				
Acquired from Vancouver Canucks for cash, February 1990. Released as a free agent, June 1990.																
Snell, Ron	68-70	RW-14/16	7	3	2	5	6	-	-	-	-	-				
Selected in second round of NHL Amateur Draft (Regina, WCJHL), June 1968. Sold to Hershey Bears (AHL), June 1973.																
Snell, Ted	73-74	RW-10	55	4	12	16	8	-	-	-	-	-				
Signed as a free agent, October 1973. Selected by Kansas City Scouts in NHL Expansion Draft, June 1974.																
Speer, Billy	67-69	D-17	102	4	17	21	71	-	-	-	-	-				
Purchased from Cleveland Barons (AHL), September 1966. Selected by Boston Bruins in Intra-League Draft, June 1969.																
Spencer, Brian	77-79	LW-22	86	9	11	20	81	-	-	-	-	-				
Acquired from Buffalo Sabres for Ron Schock, September 1977. Loaned to Binghamton Dusters (AHL), October 1978.																
Stackhouse, Ron	73-82	D-3	621	66	277	343	547	32	5	8	13	38				
Acquired from Detroit Red Wings for Jim Rutherford and Jack Lynch, January 1974. Retired, November 1982.																
Stanton, Paul *	90-93	D-22/23	206	11	38	49	199	44	2	10	12	66				
Selected in eighth round of NHL Entry Draft (Boston, Mass., Catholic Memorial H.S.), June 1985.																
Stapleton, Mike *	92-93	C-26	78	4	9	13	10	4	0	0	0	0				
Signed as a free agent, September 1992.																
Stevens, Kevin *	87-93	LW-25	348	195	217	412	760	68	38	49	87	119				
Acquired NHL rights from Los Angeles Kings for Anders Hakansson, September 1983.																
Stewart, Bob	79-80	D-8	65	3	7	10	52	5	1	1	2	2				
Acquired from St. Louis Blues for Blair Chapman, November 1979. Released as a free agent, November 1982.																
Stewart, John	70-72	LW-20/23	40	4	9	13	32	-	-	-	-	-				
Selected in second round of NHL Amateur Draft (Flin Flon, WCHL), June 1970. Selected by Atlanta Flames in NHL Expansion Draft, June 1972.																
St. Laurent, Andre	81-84	C-34	96	23	14	37	130	5	2	1	3	8				
Selected from Los Angeles Kings on waivers, February 1982. Traded to Detroit Red Wings for future considerations, October 1983.																
Stoughton, Blaine	73-74	RW-12	34	5	6	11	8	-	-	-	-	-				
Selected in first round of NHL Amateur Draft (Flin Flon, WCHL), May 1973. Traded with a first round choice in 1977 NHL Amateur Draft to Toronto Maple Leafs for Rick Kehoe, September 1974.																
Straka, Martin *	92-93	C-82	42	3	13	16	29	11	2	1	3	2				
Selected in first round of NHL Entry Draft (Skoda Plzen, Czech.), June 1992.																
Stratton, Art	67-68	LW-7	58	16	21	37	16	-	-	-	-	-				
Selected from Chicago Blackhawks in NHL Expansion Draft, June 1967. Purchased by Philadelphia Flyers to complete an earlier deal in which Pittsburgh received Wayne Hicks, March 1968.																
Stumpf, Bob	74-75	D-29	3	0	0	0	0	-	-	-	-	-				
Acquired from St. Louis Blues for Bernie Lukowich, January 1975. Loaned to Hershey Bears (AHL), October 1975.																
Sutter, Rich	82-84	RW-9/23	9	0	0	0	0	-	-	-	-	-				
Selected in first round of NHL Entry Draft (Lethbridge, WHL), June 1982. Traded with a second and a third round choice in 1984 NHL Entry Draft to Philadelphia Flyers for Andy Brickley, Mark Taylor, Ron Flockhart and a first and a third round choice in 1984 NHL Entry Draft, October 1983.																
Swain, Gary	68-69	LW-24	9	1	1	2	0	-	-	-	-	-				
Selected in first round of NHL Amateur Draft (Niagara Falls, OHA), June 1968. Released as a free agent, June 1971.																
Swarbrick, George	68-70	RW-10/15	31	1	7	8	36	-	-	-	-	-				
Acquired with Bryan Watson and Tracy Pratt from Oakland Seals for Earl Ingarfield, Gene Ubriaco and Dick Mattiussi, January 1969. Traded to Philadelphia Flyers for Terry Ball, June 1970.																
Tabaracci, Rich	88-89	G-31	1	0	0	0	2	-	-	-	-	-				
Selected in second round of NHL Entry Draft (Cornwall, OHL), June 1987. Traded with Randy Cunneynworth and Dave McLlwain to Winnipeg Jets for Jim Kyte, Andrew McBain and Randy Gilhen, June 1989.																
Taglianetti, Peter *	90-92/92-93	D-32	94	5	15	20	184	30	1	5	6	65				
Acquired with Larry Murphy from Minnesota North Stars for Jim Johnson and Chris Dahlquist, December 1990. Selected by Tampa Bay Lightning in NHL Expansion Draft, June 1992. Acquired from Tampa Bay Lightning for third round choice in 1993 NHL Entry Draft, March 1993.																
Tallon, Dale	78-80	D-4/19	95	10	33	43	53	4	0	0	0	4				
Acquired from Chicago Blackhawks for a second round choice in 1980 NHL Entry Draft, October 1978. Released as a free agent, June 1980.																
Tanti, Tony	89-91	RW-9	83	20	30	50	66	-	-	-	-	-				
Acquired with Rod Buskas and Barry Pederson from Vancouver Canucks for Dave Capuano, Andrew McBain and Dan Quinn, January 1990. Traded to Buffalo Sabres for Ken Priestlay, March 1991.																
Taylor, Bob	75-76	G-30	2	0	0	0	0	-	-	-	-	-				
Acquired with Ed Van Impe from Philadelphia Flyers for Gary Inness, March 1976. Released as a free agent, June 1976.																
Taylor, Mark	83-85	C-16	106	31	41	72	43	-	-	-	-	-				
Acquired with Ron Flockhart, Andy Brickley and a first and a third round choice in 1984 NHL Entry Draft from Philadelphia Flyers for Rich Sutter and a second and a third round choice in 1984 NHL Entry Draft, October 1983. Traded to Washington Capitals for Jim McGeough, March 1985.																
Tebbutt, Greg	83-84	D-34	24	0	2	2	33	-	-	-	-	-				
Signed as a free agent, July 1983. Released as a free agent, July 1985.																

PENGUINS ALL-TIME ROSTER

(Players with * are currently in the Penguins organization.)

	Years	Pos.-No	REGULAR SEASON						PLAYOFFS					
			GP	G	A	TP	PIM	GP	G	A	TP	PIM		
Thompson, Errol	80-81	LW-6	34	6	8	14	12	-	-	-	-	-	-	-
Acquired from Detroit Red Wings for Gary McAdam, January 1981. Released as a free agent, November 1982.														
Thornbury, Tom	83-84	D-34	14	1	8	9	16	-	-	-	-	-	-	-
Selected in third round of NHL Entry Draft (Niagara Falls, OHL), June 1981. Traded to Quebec Nordiques for Brian Ford, December 1984.														
Tippett, Dave	92-93	LW/C-14	74	6	19	25	56	12	1	4	5	14		
Signed as a free agent, August 1992. Signed by Philadelphia Flyers as a free agent, August 1993.														
Tocchet, Rick *	91-93	RW-92/22	99	62	77	139	301	26	13	19	32	48		
Acquired with Kjell Samuelsson, Ken Wreggett and a conditional draft choice from Philadelphia Flyers for Mark Recchi, Brian Benning and Los Angeles Kings' first round choice in 1992 NHL Entry Draft, February 1992.														
Tooke, Tim	83-84	C-11	8	0	2	2	2	-	-	-	-	-	-	-
Signed as a free agent, September 1983. Signed by Philadelphia Flyers as a free agent, July 1985.														
Tremblay, Vincent	83-84	G-31	4	0	0	0	2	-	-	-	-	-	-	-
Acquired with Rocky Saganiuk from Toronto Maple Leafs for Nick Ricci and Pat Graham, August 1983. Released as a free agent, July 1984.														
Trottier, Bryan	90-92	C-19	115	20	37	57	78	44	7	7	14	57		
Signed as a free agent, July 1990. Retired, August 1992.														
Turnbull, Ian	82-83	D-7	7	0	0	0	4	-	-	-	-	-	-	-
Signed as a free agent, October 1982. Released as a free agent, July 1983.														
-U-														
Ubriaco, Gene	67-69	LW/C-11	114	33	26	59	30	-	-	-	-	-	-	-
Acquired from Hershey Bears (AHL) for Gil Gilbert, October 1967. Traded with Earl Ingarfield and Dick Mattiussi to Oakland Seals for George Swarbrick, Bryan Watson and Tracy Pratt, January 1969.														
-V-														
Van Dorp, Wayne	87-88	LW-22	25	1	3	4	75	-	-	-	-	-	-	-
Acquired with Paul Coffey and Dave Hunter from Edmonton Oilers for Craig Simpson, Dave Hannan, Moe Mantha and Chris Joseph, November 1987. Traded to Buffalo Sabres for future considerations, September 1988.														
Van Impe, Ed	75-77	D-2	22	0	8	8	22	3	0	1	1	2		
Acquired with Bobby Taylor from Philadelphia Flyers for Gary Inness, March 1976. Released as a free agent, July 1977.														
-W-														
Watson, Bryan	68-74	D-5	303	8	57	65	871	14	0	0	0	38		
Acquired with George Swarbrick and Tracy Pratt from Oakland Seals for Earl Ingarfield, Gene Ubriaco and Dick Mattiussi, January 1969. Traded with Greg Polis and a second round choice in 1974 NHL Amateur Draft to St. Louis Blues for Steve Durban, Ab DeMarco and Bob Kelly, January 1974.														
Weir, Wally	84-85	D-23	14	0	3	3	34	-	-	-	-	-	-	-
Selected from Hartford Whalers in NHL Waiver Draft, March 1985. Released as a free agent, July 1985.														
Wiley, Jim	72-74	C-8	26	0	4	4	2	-	-	-	-	-	-	-
Signed as a free agent, June 1972. Traded by Vancouver Canucks in Intra-League Draft, June 1974.														
Wilkins, Barry	74-76	D-5	133	5	56	61	203	6	0	1	1	4		
Acquired by Vancouver Canucks for Ab DeMarco, November 1974. Signed by Edmonton Oilers (WHA), September 1976.														
Wilson, Dunc	76-78	G-29	66	0	2	2	21	-	-	-	-	-	-	-
Acquired from New York Rangers for a fourth round choice in 1978 NHL Amateur Draft, October 1976. Purchased by Vancouver Canucks, November 1978.														
Wilson, Mitch	86-87	C-33	17	2	1	3	83	-	-	-	-	-	-	-
Signed as a free agent, July 1986. Released as a free agent, January 1991.														
Wolf, Bennett	80-83	D-3/6/16	30	0	1	1	133	-	-	-	-	-	-	-
Selected in third round of NHL Entry Draft (Kitchener, OHL), August 1979. Released as a free agent, July 1985.														
Woytowich, Bob	68-72	D-3/20	248	22	71	93	151	10	1	2	3	2		
Acquired from Minnesota North Stars for a first round choice in 1972 Amateur Draft, October 1968. Traded to Los Angeles Kings for Al McDonough, June 1972.														
Wregget, Ken *	91-93	G-31	34	0	1	1	8	1	0	0	0	0		
Acquired with Rick Tocchet, Kjell Samuelsson and a conditional draft choice from Philadelphia Flyers for Mark Recchi, Brian Benning and Los Angeles Kings' first round choice in 1992 Entry Draft, February 1992.														
-Y-														
Young, Scott	90-91	RW/LW-6/	43	11	16	27	33	17	1	6	7	2		
Acquired from Hartford Whalers for Rob Brown, December 1990. NHL rights traded to Quebec Nordiques for Bryan Fogarty, March 1992.														
Young, Warren	83-85/86-88	LW-11/35	152	49	52	101	313	-	-	-	-	-	-	-
Signed as a free agent, August 1983. Signed by Detroit Red Wings as a free agent, July 1985. Purchased from Detroit, October 1986. Sold to Detroit, May 1987. Signed as a free agent, September 1987. Released as a free agent, July 1988.														
Young, Wendell	88-92	G-1	101	0	7	7	12	1	0	0	0	0		
Acquired with a seventh round choice in 1990 NHL Entry Draft from Philadelphia Flyers for a third round choice in 1990 NHL Entry Draft, September 1988. Selected by Tampa Bay Lightning in NHL Expansion Draft, June 1992.														
-Z-														
Zaine, Rod	70-71	C-24	37	8	5	13	21	-	-	-	-	-	-	-
Purchased from Baltimore Clippers (AHL), June 1970. Selected by Buffalo Sabres in Intra-League Draft, June 1971.														
Zalapski, Zarley	87-91	D-33	190	33	102	135	160	11	1	8	9	13		
Selected in first round of NHL Entry Draft (Canadian National Team), June 1986. Traded with John Cullen and Jeff Parker to Hartford Whalers for Ron Francis, Ulf Samuelsson and Grant Jennings, March 1991.														
Zemlak, Richard	88-90	RW-18	50	1	5	6	178	1	0	0	0	10		
Acquired from Minnesota North Stars for the NHL rights to Rob Gaudreau, November 1988. Released as a free agent, July 1990.														

PITTSBURGH ENTRY DRAFT SELECTIONS

RD	OVERALL	NAME	POSITION	TEAM
1967				
1.	2nd	Steve Rexe	C-LW	Belleville
2.	11th	Bob Smith	C	Sault Ste. Marie
1968				
1.	4th	Gary Swain	LW	Niagara Falls
2.	14th	Ron Snell	RW	Regina
3.	21st	Dave Simpson	D	Westport
1969				
1.		No Choice - Traded to Boston for Jean Pronovost		
2.	15th	Rick Kessell	C	Oshawa Generals
3.	26th	Michel Briere	C	Shawinigan Falls
4.	38th	Yvon Labre	D	Toronto Marlboros
5.	50th	Rusty Patenaude	RW	Calgary Centennials
6.	62nd	Paul Hoganson	G	Toronto Marlboros
1970				
1.	7th	Greg Polis	LW	Estevan Bruins
2.	21st	John Stewart	LW	Flin Flon Bombers
3.	35th	Larry Bignell	D	Edmonton Oil Kings
4.	49th	Connie Forey	LW	Ottawa 67's
5.	63rd	Steve Cardwell	LW	Oshawa Generals
6.	77th	Bob Fitchener	C	Brandon Wheat Kings
7.	90th	Jim Pearson	D	St. Catharines Black Hawks
8.	112th	Carn Newton	G	Kitchener Rangers
9.	120th	Ron Lemieux	RW	Dauphin Jrs.
1971				
1.	4th	No Choice - Traded to St. Louis for Ron Schock		
2.	18th	Brian McKenzie	C	St. Catharines Black Hawks
3.	32nd	Joe Norris	D	Toronto Marlboros
4.	46th	Gerry Methe	D	Oshawa Generals
5.	60th	Dave Murphy	G	North Dakota University
6.	74th	Ian Williams	RW	Notre Dame University
7.	88th	Doug Elliott	D	Harvard University
1972				
1.	8th	No Choice - Traded to Minnesota for Bob Woytowich		
2.	24th	Jack Lynch	D	Oshawa Generals
2.	30th	Bernie Lukowich	LW	New Westminster Bruins
		(Choice acquired from New York Rangers)		
3.	40th	Denis Herron	C	Trois Rivières Ducs
4.	56th	Ron Lalonde	C	Peterborough Petes
5.	72nd	Brian Walker	C	Calgary Centennials
6.	88th	Jeff Ablett	LW	Medicine Hat Tigers
7.	104th	D'Arcy Keating	D	Notre Dame University
8.	120th	Yves Bergeron	RW	Shawinigan Bruins
9.	136th	Jay Babcock	LW	London Knights
10.	149th	Don Atchison	G	Saskatoon Blades
1973				
1.	7th	Blaine Stoughton	RW	Flin Flon Bombers
2.	23rd	Wayne Bianchin	LW	Flin Flon Bombers
2.	27th	Colin Campbell	D	Peterborough Petes
		(Choice acquired from Detroit for Roy Edwards)		
3.	39th	No Choice - Traded to Detroit for Andy Brown		
4.	55th	Denis Owchar	D	Toronto Marlboros
5.	71st	Guido Tenesi	D	Oshawa Generals
6.	87th	Don Seiling	LW	Oshawa Generals
7.	103rd	Terry Ewasjuk	LW	Victoria Cougars
8.	119th	Fred Comrie	C	Edmonton Oil Kings
9.	134th	Gord Lane	D	New Westminster Royals
10.	150th	Randy Aimoe	D	Medicine Hat Tigers
11.	164th	Don McLeod	C	Saskatoon Blades
1974				
1.	8th	Pierre Larouche	C	Sorel Black Hawks
2.	26th	No Choice - Traded to St. Louis with Bryan Watson & Greg Polis for Bob Kelly, Steve Durbano & Ab DeMarco		
2.	27th	Jacques Cossette	RW	Sorel Black Hawks
		(Choice acquired from Detroit for Roy Edwards)		
3.	44th	No Choice - Traded to Detroit for Nelson DeBenedet		
4.	62nd	Mario Faubert	D	St. Louis University
5.	80th	Bruce Aberhart	G	London Knights
6.	98th	William Schneider	LW	U. of Minnesota
7.	116th	Robbie Laird	LW	Regina Pats
8.	133rd	Larry Finck	D	St. Catharines Black Hawks
9.	150th	Jim Chicoyne	D	Brandon Wheat Kings
10.	166th	Rick Uhrich	RW	Regina Pats
11.	181th	Serge Gamelin	RW	Sorel Black Hawks
12.	195th	Richard Perron	D	Quebec Remparts
13.	206th	Richard Hindmarch	RW	Calgary University
14.	216th	William Davis	D	Colgate University
15.	223rd	J. D. Mathers	D	Northeastern University

RD	OVERALL	NAME	POSITION	TEAM
1975				
1.	13th	Gordon Laxton	G	New Westminster Bruins
2.	31st	Russ Anderson	D	U. of Minnesota
3.	49th	Paul Baxter	D	Winnipeg Clubs
4.	67th	Stu Younger	LW	Michigan Tech
5.	85th	Kim Clackson	D	Victoria Cougars
6.	103rd	Peter Morris	LW	Victoria Cougars
7.	121st	Mike Will	C	Edmonton Oil Kings
8.	139th	Tapio Levo	D	Finland Nationals
9.	155th	Byron Shutt	LW	Bowling Green University
10.	170th	Frank Salive	G	Peterborough Petes
11.	185th	John Glynne	D	Vermont University
12.	196th	Lex Hudson	D	Denver University
13.	202nd	Dan Tsubouchi	RW	St. Louis University
14.	206th	Bronislav Stankovsky	LW	Fargo-Moorhead
15.	217th	Kelly Secord	RW	New Westminster Bruins
1976				
1.	2nd	Blair Chapman	RW	Saskatoon Blades
		(Choice acquired from Kansas City with Simon Nolet & Ed Gilbert for Steve Durbano and Chuck Amason)		
1.	11th	No Choice - Traded to Kansas City with Steve Durbano & Chuck Amason for Simon Nolet & Ed Gilbert		
2.	19th	Greg Malone	C	Oshawa Generals
2.	29th	Peter Marsh	RW	Sherbrooke Beavers
3.	47th	Morris Lukowich	LW	Medicine Hat Tigers
4.	65th	Greg Redquest	G	Kingston Canadiens
5.	83rd	Brendan Lowe	D	Sherbrooke Beavers
6.	101st	Vic Sirko	D	Oshawa Generals
1977				
1.	12th	No Choice - Traded to Toronto for Rick Kehoe		
2.	30th	Jim Hamilton	LW	London Knights
3.	48th	Kim Davis	LW	Flin Flon Bombers
4.	66th	Mark Johnson	C	U. of Wisconsin
5.	84th	No Choice - Traded to Los Angeles for Mike Corrigan		
6.	102nd	Greg Millen	G	Peterborough Petes
1978				
1.	7th	No Choice - Traded to Philadelphia for Orest Kindrachuk, Ross Lonsberry & Tom Bladon		
2.	25th	Mike Meeker	RW	Peterborough Petes
3.	43rd	No Choice - Traded to Montreal for Don Awrey		
4.	60th	No Choice - Traded to NY Rangers for Dunc Wilson		
4.	61st	Shane Pearsall	LW	Ottawa 67's
		(Choice acquired from Los Angeles with Dave Schultz & Gene Carr for Syl Apps & Hartland Monahan)		
5.	75th	Rob Garner	C	Toronto Marlboros
1979				
1.	10th	No Choice - Traded to Washington for Hartland Monahan		
2.	31st	Paul Marshall	LW	Brantford Alexanders
3.	52nd	Bennett Wolf	D	Kitchener Rangers
4.	73rd	Brian Cross	D	Brantford Alexanders
5.	94th	Nick Ricci	G	Niagara Falls Flyers
6.	115th	Marc Chorney	D	North Dakota University
1980				
1.	9th	Mike Bullard	C	Brantford Alexanders
2.	30th	No Choice - Traded to Chicago for Dale Tallon		
3.	51st	Randy Boyd	D	Ottawa 67's
4.	72nd	Tony Feltrin	D	Victoria Cougars
5.	93rd	Doug Shedden	RW	Sault Ste. Marie Greyhounds
6.	114th	Pat Graham	LW	Niagara Falls Flyers
7.	135th	No Choice - Traded to Winnipeg for future consideration		
8.	156th	Robert Geale	C	Portland Winter Hawks
9.	177th	Brian Lundberg	D	U. of Michigan
10.	198th	Steve McKenzie	D	St. Albert Saints
1981				
1.	7th	No Choice - Traded to Montreal for Rod Schutt		
2.	28th	Steve Gatzos	RW	Sault Ste. Marie Greyhounds
3.	49th	Tom Thornbury	D	Niagara Falls Flyers
4.	70th	Norm Schmidt	D	Oshawa Generals
5.	91st	No Choice - Traded to Washington for Gary Rissling		
6.	109th	Paul Edwards	D	Oshawa Generals
		(Choice acquired from Hartford for Gilles Lupien)		
6.	112th	Rod Buskas	D	Medicine Hat Tigers
7.	133rd	Geoff Wilson	RW	Winnipeg Monarchs
8.	154th	Mitch Larocqueux	C	Oshawa Generals
9.	175th	Dan DeFazio	LW	Brantford Alexanders
10.	196th	Dave Hannan	C	Brantford Alexanders
1982				
1.	10th	Rich Sutter	RW	Lethbridge Broncos
	31st	No Choice - Traded to Montreal with Denis Herron for Pat Hughes & Rob Holland		
2.	38th	Tim Hrynewich	LW	Sudbury Wolves
		(Choice acquired from Minnesota for Mark Johnson)		
3.	52nd	Troy Loney	LW	Lethbridge Broncos
4.	73rd	No Choice - Traded to Toronto for Paul Harrison		
4.	94th	Grant Sasser	C	Portland Winter Hawks
6.	115th	No Choice - Traded to Toronto for Greg Hotham		
7.	136th	Grant Couture	D	Lethbridge Broncos
8.	157th	Peter Derksen	LW	Portland Winter Hawks
9.	178th	Greg Gravel	C	Windsor Spitfires
10.	199th	Stu Wensas	D	Winnipeg Warriors
11.	220th	Chris McCauley	RW	London Knights
12.	241st	Stan Bautch	G	Hibbling, Minn. High School

RD	OVERALL	NAME	POSITION	TEAM
1983				
1.	1st	No Choice - Traded to Minnesota with George Ferguson for Ron Meighan & Anders Hakansson		
1.	15th	Bob Errey (Choice acquired from Minnesota with Anders Hakansson & Ron Meighan for George Ferguson)	LW	Peterborough Petes
2.	22nd	Todd Charlesworth	D	Oshawa Generals
3.	43rd	No Choice - Traded to Montreal for Gilles Lupien		
3.	58th	Mike Rowe	D	Toronto Marlboros
4.	63rd	Frank Pietrangelo	G	U. of Minnesota
5.	83rd	No Choice - Traded to Toronto with Paul Marshall & Kim Davis for Paul Gardner & Dave Burrows		
6.	103rd	Pat Emond	C	Hull Olympics
7.	123rd	Paul Ames	C	Billerica, Mass. High School
8.	143rd	No Choice - Traded to Hartford with Russ Anderson for Rick MacLeish		
9.	163rd	Marty Ketola	RW	Cloquet, Minn. High School
10.	183rd	Alec Haidy	RW	Sault Ste. Marie Greyhounds
11.	203rd	Garth Hildebrand	LW	Calgary Centennials
12.	223rd	Dave Goertz	D	Regina Pats
1984				
1.	1st	MARIO LEMIEUX	C	Laval Voisons
1.	9th	Doug Bodger	D	Kamloops Blazers
		(Choice acquired from Winnipeg with Moe Mantha for Randy Carlyle)		
1.	16th	Roger Belanger	RW	Kingston Canadiens
		(Choice acquired from Philadelphia as part of Rich Sutter trade)		
2.	22nd	No Choice - Traded to Philadelphia as part of Rich Sutter trade		
3.	43rd	No Choice - Traded to Philadelphia as part of Rich Sutter trade		
4.	58th	No Choice - Traded to Vancouver for Keith McCarthy		
4.	64th	Mark Teevans	RW	Peterborough Petes
5.	85th	Arto Javanainen	RW	Finland
6.	106th	No Choice - Traded to Edmonton with Kevin McClelland for Tom Roulston		
7.	127th	Tom Ryan	D	Newton North, Mass. High School
8.	148th	No Choice - Traded to St. Louis for Gary Edwards		
9.	169th	John Del Col	LW	Toronto Marlboros
10.	189th	Steve Hurt	RW	Hill-Murray, Minn. High School
11.	210th	Jim Steen	C	Moorhead, Minn. High School
12.	250th	Mark Ziliotto	LW	Streetsville Jr. "B"
1985				
1.	2nd	Craig Simpson	C	Michigan State
2.	23rd	Lee Giffin	RW	Oshawa Generals
3.	44th	No Choice - Traded to Montreal for Denis Herron		
3.	58th	Bruce Racine	G	Northeastern University
		(Choice acquired from Hartford for Greg Malone)		
4.	65th	No Choice - Traded to Boston for Randy Hillier		
5.	86th	Steve Gotaas	C	Prince Albert Raiders
6.	107th	Kevin Clemens	LW	Regina Pats
6.	114th	Stuart Marston	C	Longueuil
		(Choice acquired from Los Angeles for Marc Chorney)		
7.	128th	Steve Titus	G	Cornwall Royals
8.	149th	PAUL STANTON	D	Catholic Memorial, Mass. H. S.
9.	170th	JIM PAK	D	Oshawa Generals
10.	191st	Steve Shaunessy	D	Reading, Mass. High School
11.	212th	Doug Greschuk	D	St. Albert
12.	233rd	Greg Choules	LW	Chicoutimi Saguenéens
1986				
1.	4th	Zarley Zalapski	D	Team Canada
2.	25th	Dave Capuano	C	Mt. St. Charles, R.I. H.S.
3.	46th	Brad Aitken	LW	Sault Ste. Marie
4.	67th	Rob Brown	C	Kamloops Blazers
5.	88th	Sandy Smith	C	Brainerd, Minn. High School
6.	109th	JEFF DANIELS	LW	Oshawa Generals
7.	130th	Doug Hobson	D	Prince Albert Raiders
8.	151st	Steve Rohlik	LW	Hill-Murray, Minn. High School
9.	172nd	Dave McLwain	C	North Bay Centennials
10.	193rd	Kelly Cain	C	London Knights
11.	214th	Stari Drulfa	RW	Belleville Bulls
12.	235th	Rob Wilson	G	Sudbury Wolves
1987				
1.	5th	Chris Joseph	D	Seattle Thunderbirds
2.	26th	Richard Tabaracci	G	Cornwall Royals
3.	47th	Jamie Leach	RW	Hamilton Steelhawks
4.	68th	Risto Kurkinen	LW	Jypt, Finland
5.	89th	Jeff Waver	C	Hamilton Steelhawks
6.	110th	Shawn McEachern	D	Matignon, Mass. H.S.
7.	131st	Jim Bodden	C	Chatham Jr. "B"
8.	152nd	JIRI KUCERA	RW	Dukla Jihlava
9.	173rd	Jack MacDougall	RW	New Prep, Mass.
10.	194th	Darryn McBride	C	Denver University
11.	215th	Mark Carlson	LW	Philadelphia Jrs.
12.	236th	Ake Lilljeborn	G	Brynas, Finland
1988				
1.	4th	Darrin Shannon	LW	Windsor Spitfires
2.	25th	Mark Major	LW	North Bay Centennials
3.	46th	No Choice - Traded to Montreal for Perry Ganchar		
3.	62nd	Daniel Gauthier	LW	Victoriaville Tigers
		(Choice acquired from Montreal for Perry Ganchar deal)		
4.	67th	Mark Recchi	C	Kamloops Blazers
5.	88th	GREG ANDRUSAK	D	U. of Minnesota Duluth
6.	109th	No Choice - Traded to Los Angeles with Chris Kontos for Bryan Erickson		
7.	130th	Troy Mick	LW	Portland Winter Hawks
8.	151st	Jeff Blaeser	LW	St. John's Prep, Mass. High School
9.	172nd	Rob Gaudreau	RW	Bishop Hendricken, R.I. High School
10.	193rd	Don Pancoe	LW	Hamilton Steelhawks
11.	214th	Cory Laylin	LW	St. Cloud Appollo, Minn. High School
12.	235th	Darren Stolk	D	Lethbridge Hurricanes

RD	OVERALL	NAME	POSITION	TEAM
1989				
1.	16th	JAMIE HEWARD	RW	Regina Pats
2.	37th	Paul Laus	D	Niagara Falls Thunder
3.	58th	JOHN BRILL	RW	Grand Rapids, Minn. High School
4.	79th	TODD NELSON	D	Prince Albert Raiders
5.	100th	Tom Nevers	C	Edina, Minnesota High School
6.	121st	Mike Markovich	D	U. of Denver
7.	126th	MIKE NEEDHAM	RW	Kamloops Blazers
8.	142nd	Pat Schafhauser	D	Hill-Murray Minn. High School
9.	163rd	Dave Shute	C	Victoria Cougars
10.	184th	Andrew Wolf	D	Victoria Cougars
11.	205th	GREG HAGEN	RW	Hill-Murray Minn. High School
12.	226th	Scott Farrell	D	Spokane Chiefs
	247th	JASON SMART	C	Saskatoon Blades
1990				
1.	5th	JAROMIR JAGR	RW	Kladno, Czechoslovakia
2.	26th	No choice - Traded to Calgary for Joe Mullen		
3.	47th	No choice - Traded to Philadelphia for Wendell Young		
4.	61st	JOE DZIEDZIC	LW	Edison, Minnesota High School
		(Choice acquired from Buffalo in Tom Barrasso trade)		
5.	68th	CHRIS TAMER	D	U. of Michigan
6.	89th	BRIAN FARRELL	C	Avon Old Farms Prep, CT
	107th	IAN MORAN	D	Belmont Hill Prep, Mass.
		(Choice acquired from Vancouver in Rod Buskas trade)		
7.	110th	DENIS CASEY	G	Colorado College
	130th	MIKA VALILA	C	Tappara, Finland
		(Choice acquired from Philadelphia in Wendell Young trade)		
7.	131st	KEN PLAQUIN	D	Michigan Tech
	145th	PAT NEATON	D	U. of Michigan
		(Choice acquired from Buffalo in Wayne Van Dorp trade)		
8.	152nd	PETTERI KOSKIMAKI	C	Boston University
9.	173rd	LADISLAV KARABIN	LW	Bratislava
10.	194th	TIMOTHY FINGERHUT	LW	Canterbury Prep, New Jersey
11.	215th	MICHEAL THOMPSON	RW	Michigan State
12.	236th	BRIAN BRUININKS	D	Colorado College
1991				
1.	16th	MARKUS NASLUND	LW	MoDo, Sweden
2.	38th	RUSTY FITZGERALD	C	Duluth-East, Minn. High School
3.	60th	SHANE PEACOCK	D	Lethbridge Hurricanes
4.	82nd	JOE TAMMINEN	C	Virginia, Minnesota High School
5.	104th	ROBERT MELANSON	D	Les Olympiques de Hull
6.	126th	BRIAN CLIFFORD	C	Nichols Academy Prep, NY
7.	148th	ED PATTERSON	RW	Kamloops Blazers
8.	170th	PETER MCLAUGHLIN	LW/D	Belmont Hill Prep, Mass.
9.	192nd	JEFF LEMKE	G	Omaha
10.	214th	CHRIS TOK	D	Greenway, Minnesota High School
11.	236th	PAUL DYCK	D	Moose Jaw Warriors
12.	258th	PASI HUURA	D	Ilves, Finland
1992				
1.	19th	MARTIN STRAKA	C	Skoda Plzen, Czechoslovakia
2.	43rd	MARC HUSSEY	D	Moose Jaw Warriors
3.	67th	TRAVIS THIESSEN	D	Moose Jaw Warriors
4.	91st	Todd Klassen	D	Tri-City Americans
5.	115th	PHILIPPE DEROUVILLE	G	College Francais
6.	139th	Artem Kopot	D	Traktor Chelyabinsk, CIS
7.	163rd	JAN ALINC	C	Litvinov, Czechoslovakia
8.	187th	FRAN BUSSEY	C	Duluth-East, Minn. High School
9.	211th	BRIAN BONIN	C	White Bear Lake, Minn. High School
10.	235th	BRIAN CALLAHAN	LW	Belmont Hill Prep, Mass.
11.		No choice - traded to St. Louis for Gord Roberts		

CODE: CAPS - Players NHL rights owned by Pittsburgh.

PENGUINS NHL WAIVER DRAFT SELECTIONS

1978	No selection.
1979	No waiver draft held due to expansion.
1980	No selection.
1981	John Bednarski selected from Buffalo.
1982	Doug Lecuyer selected from Winnipeg.
1983	Grant Mulvey selected from Chicago.
1984	Wayne Babych selected from St. Louis; Bruce Crowder selected from Boston.
1985	Mike Blaisdell selected from NY Rangers; Dan Frawley selected from Chicago; Willy Lindstrom selected from Edmonton.
1986	No selection.
1987	Charlie Simmer selected from Boston.
1988	Steve Dykstra selected from Edmonton; Jay Caulfield selected from Minnesota; Dave Hannan selected from Edmonton.
1989	No selection.
1990	No selection.
1991	No waiver draft held due to expansion.
1992	No waiver draft held due to expansion.

PENGUINS SUPPLEMENTAL DRAFT SELECTIONS

YEAR	PLAYER	POSITION	TEAM
1986	Jeff Lamb	C	Denver University
	Randy Taylor	D	Harvard University
1987	Dan Shea	LW	Boston College
	Jon Leonard	D	Bowdoin College (Maine)
1988	Paul Polillo	C	Western Michigan University
	Shawn Lillie	LW	Colgate University
1989	John dePorcq	C	Ferris State University
1990	Joe Dragon	C	Cornell University
	Savo Mitrovic	RW	University of New Hampshire
1991	Greg Carvel	C	St. Lawrence University
1992	No Selections.		
1993	No selections.		

PENGUINS ALL-TIME UNIFORM NUMBERS

1. Hank Bassen, Joe Daley, Paul Hoganson, Cam Newton, Roy Edwards, Jim Rutherford, Bob Johnson, Gordon Laxton, Denis Herron, Rob Holland, Paul Harrison, Steve Guenette, Pat Rigglin & Wendell Young.
2. Leo Boivin, Duane Rupp, Bob Paradise, Ed Van Impe, Tom Edur, Tom Bladon, Pat Price, Gilles Lupien, Brian Lundberg, Phil Bourque, Greg Fox, Joe McDonnell, Todd Charlesworth, Chris Dahlquist & Jim Paek.
3. Al MacNeil, John Arbour, Bob Woytowich, Tim Horton, Jack Lynch, Ron Stackhouse, Bennett Wolf, Norm Schmidt, Doug Bodger, Jim Kyle, Jim Paek & Grant Jennings.
4. Noel Price, Bob Blackburn, Dave Burrows, Dale Tallon, Paul Baxter, Marty McSorley, Phil Bourque, Chris Dahlquist, Dwight Schofield, Larry Murphy & Gord Dineen.
5. Dick Mattiussi, Ted Lanyon, Bryan Watson, Ab DeMarco, Barry Wilkins, Steve Lyon, Mario Faubert, Lex Hudson, Ron Meighan, Bryan Maxwell, Mike Rowe, Ville Siren, Gord Dineen & Ulf Samuelsson.
6. Dunc McCallum, Tracy Pratt, Sheldon Kannegiesser, Ron Jones, Colin Campbell, Tom Price, Kim Clarkson, Bennett Wolf, Errol Thompson, Greg Hotham, Jim Johnson, Todd Charlesworth, Scott Young, Jeff Chychrun, Peter Ahola & Mike Ramsey.
7. Art Stratton, Lou Angotti, Bryan Hextall, Steve Durbano, Russ Anderson, Rick MacLeish, Ian Turnbull, Rod Buskas & Joe Mullen.
8. Val Fonteyne, Jim Wiley, Rick Kehoe, Hartland Monahan, Dave Schultz, Mike Meeker, Bob Stewart, Dave Burrows, Randy Boyd, Tom O'Regan, Petteri Lehto, Terry Ruskowski, Perry Ganchar & Mark Recchi.
9. Andy Bathgate, Charlie Burns, Billy Hicke, Al McDonough, Chuck Arnason, Simon Nolet, Blair Chapman, Mark Johnson, Stan Jonathan, Rich Sutter, Ron Flockhart, John Chabot, Wilf Paiement, Andrew McBain, Tony Tanti & Ron Francis.
10. Earl Ingarfield, George Swarbrick, Keith McCreary, Robin Burns, Ted Snell, Pierre Larouche, Peter Lee, Gary Rissling, Bob Erey, Wayne Babych, Ron Duguay, Dan Quinn, Barry Pederson & Ron Francis.
11. Gene Utteri, Tracy Pratt, Nick Harbaruk, Bernie Lukowich, Vic Hadfield, John Flesch, Tom Cassidy, George Fergusson, Anders Hakansson, Rocky Saganuik, Tim Tookey, Troy Loney, Dwight Mathiasen, Lee Giffin, Alain Lemieux, Warren Young & John Cullen.
12. Ken Schinkel, Blaine Stoughton, Kelly Pratt, Greg Malone, Mitch Lamoureux, Dean Defazio, Tom O'Regan, Tom Roulston, & Bob Erey.
13. Jim Hamilton & Charlie Simmer.
14. Billy Dea, Rick Kessel, Ron Snell, Lowell MacDonald, Rene Robert, Wayne Bianchin, Nick Libett, Doug Shedden, Dan Quinn, Chris Kontos, Bryan Erikson, Jock Callander, Gordie Roberts & Dave Tippet.
15. Bob Dillabough, Billy Harris, George Swarbrick, Steve Cardwell, Yvon Labre, Brian McKenzie, Rick Kessel, Bob McManama, Stan Gilbertson, Pat Boutette, Gary Rissling, Randy Cunneynworth, Dave Capuano, Doug Smith, Randy Gilhen & Shawn McEachern.
16. Wayne Hicks, Ron Snell, Glen Sather, Sheldon Kannegiesser, Ron LaLonde Lew Morrison, Derek Sanderson, Kim Davis, Mike Meeker, Gary McAdam, Bennett Wolf, Marc Chorney, Mark Taylor, Jim McGeough, Kevin LaVallee, Charlie Simmer, Steve Gotaas & Jay Caulfield.
17. Billy Speer, Bill LeCaine, Ron Schock, Rick Kehoe, Lee Giffin & Brad Aitken.
18. George Konik, Wally Boyer, Lowell MacDonald, Ross Lonsberry, Kevin McClelland, Tom Roulston, Craig Simpson, Jimmy Mann, Mark Recchi, Richard Zemlak, Jeff Daniels & Ken Priestlay.
19. Bob Rivard, Jean Pronovost, Dale Tallon, Greg Sheppard, Rick MacLeish, Grant Sasser, Arto Javanainen, Willy Lindstrom, Dave McLlwain, Randy Gilhen & Bryan Trottier.
20. Ab McDonald, Bob Woytowich, Dean Prentice, Robin Burns, John Stewart, Steve Cardwell, Yvon Labre, Jacques Cossette, Yves Bergeron, Pete Mahovich, Paul Marshall, Paul Gardner, Gary Rissling, Moe Mantha, Dave Hunter, Dave Hannan, Jamie Leach & Jeff Daniels.
21. Keith McCreary & Michel Briere.
22. Paul Andrea, Greg Polis, Bob Kelly, Brian Spencer, Kim Davis, Mike Bullard, Neil Bolland, Dwight Mathiasen, Jim McGeough, Chris Joseph, Wayne Van Dorp, Steve Dykstra, Paul Stanton & Rick Tocchet.
23. Mel Pearson, Jean Guy Lagace, Doug Barrie, Rick Kessel, John Stewart, Bob Leiter, Eddie Shack, Larry Bignell, Nelson DeBenedet, Ed Gilbert, Jim Hamilton, Rod Schutt, Gary Rissling, Doug Lecuyer, Rich Sutter, Andy Brickley, Wally Weir, Randy Hillier, Kjell Samuelsson & Paul Stanton.
24. Garry Swain, Rod Zaine, Tim Horton, Eddie Shack, Jean Guy Lagace, Larry Bignell (playoffs only), Mario Faubert, Don Awrey, Bob Paradise, Pat Hughes, Marc Chorney, Pat Graham, Rob Garner, Ted Bulley, Kevin McCarthy, Roger Belanger, Dwight Mathiasen & Troy Loney.
25. Robin Burns, John Stewart, Darryl Edestrand, Nick Beverly, Dennis Owchar, Greg Redquest, Tom Price, Randy Carlyle, Kevin McCarthy, Ted Nolan, Norm Schmidt & Kevin Stevens.
26. Dunc McCallum, Mike McMahon, Syl Apps, Pete Mahovich, Orest Kindrachuk, Paul Mulvey, Steve Gatzos, Wayne Babych, Mike Blaisdell, Mark Kachowski & Mike Stapleton.
27. Jim Morrison, Joe Noris, Jim Shires, Hank Nowak, Yves Bergeron, Pete LaFramboise, Mike Corrigan, Jacques Cossette, Rod Schutt, Todd Charlesworth, Gilles Meloche, Scott Bjugstad & Gilbert Delorme.
28. Harvey Bennett, Mario Faubert, Gene Carr, Tom Price, Jim Hamilton, Bob Simpson, Tim Hryniewicz, Bruce Crowder, Robert Geale, Steve Gatzos, Dan Frawley, Gordie Roberts & Kjell Samuelsson.
29. Al Smith, Jim Rutherford, Denis Herron, Andy Brown, Gary Inness, Bob Stumpf, Dunc Wilson, Greg Millen, Michel Dion & Phil Bourque.
30. Les Binkley, Marv Edwards, Cam Newton, Andy Brown, Gary Inness, Bob Taylor, Gordon Laxton, Paul Gardner, Kim Davis, Gary Edwards, Roberto Romano, Steve Guenette & Alain Chevier.
31. Michel Plasse, Nick Ricci, Vincent Tremblay, Brian Ford, Carl Mokosak, Rich Tabaracci, Tom Barrasso & Ken Wreggett.
32. Dave Hannan, Dave Goertz, Pat Mayer & Peter Taglianetti.
33. Tony Feltrin, Bob Simpson, Rocky Saganuik, Bob Gladney, Doug Bodger, Mike Rowe, Mitch Wilson, Zarley Zalapski & Bryan Fogarty.
34. Andre St. Laurent, Tom Thornbury, Greg Tebbutt, Randy Hillier, Ted Nolan, Todd Charlesworth, Lee Giffin, Dwight Mathiasen, Scott Young & Dave Michayluk (playoffs only).
35. Roberto Romano, Warren Young, Darren Lowe, Ron Duguay, Brad Aitken & Tom Barrasso.
36. Jock Callander.
37. Scott Gruhl & Jiri Hrdina.
38. Mike Needham.
39. Frank Pietrangelo.
40. Jeff Daniels.
41. Rob Brown & Todd Nelson.
42. Glenn Mulvenna & Mike Needham (playoffs only).
43. Larry Murphy.
44. Mario Lemieux.
45. Jaromir Jagr.
46. Paul Coffey.
47. Martin Straka.
48. Rick Tocchet.

PITTSBURGH PENGUINS GENERAL MANAGERS

- | | |
|------------------|--------------------------------------|
| 1. Jack Riley | June 6, 1967 to May 1970 |
| 2. Red Kelly | May 1970 to January 29, 1972 |
| 3. Jack Riley | January 29, 1972 to January 13, 1974 |
| 4. Jack Button | January 13, 1974 to July 1975 |
| 5. Wren Blair | July 1975 to December 3, 1976 |
| 6. Baz Bastien | December 3, 1976 to March 15, 1983 |
| 7. Ed Johnston | May 27, 1983 to April 14, 1988 |
| 8. Tony Esposito | April 14, 1988 to December 5, 1989 |
| 9. Craig Patrick | December 5, 1989 to present. |

PITTSBURGH PENGUINS HEAD COACHES

- | | |
|-------------------|--------------------------------------|
| 1. Red Sullivan | June 6, 1967 to March 31, 1969 |
| 2. Red Kelly | July 2, 1969 to January 13, 1973 |
| 3. Ken Schinkel | January 13, 1973 to February 6, 1974 |
| 4. Marc Boileau | February 6, 1974 to January 17, 1976 |
| 5. Ken Schinkel | January 17, 1976 to May 19, 1977 |
| 6. Johnny Wilson | June 13, 1977 to May 8, 1980 |
| 7. Ed Johnston | July 15, 1980 to July 20, 1983 |
| 8. Lou Angotti | July 20, 1983 to June 4, 1984 |
| 9. Bob Berry | June 4, 1984 to April 13, 1987 |
| 10. Pierre Cremer | June 4, 1987 to June 14, 1988 |
| 11. Gene Ubriaco | June 28, 1988 to December 5, 1989 |
| 12. Craig Patrick | December 5, 1989 to June 12, 1990 |
| 13. Bob Johnson | June 12, 1990 to November 26, 1991 |
| 14. Scott Bowman | October 1, 1991 to May 28, 1993 |
| 15. Ed Johnston | June 22, 1993 to present. |

PITTSBURGH PENGUINS TEAM CAPTAINS

1967-68	Ab McDonald	1983-84	Randy Carlyle
1968-69	No Captain	1984-85	Mike Bullard
1969-70	No Captain	1985-86	Mike Bullard
1970-71	No Captain	1986-87	Mike Bullard
1971-72	No Captain		Terry Ruskowski
1972-73	No Captain	1987-88	Dan Frawley
1973-74	Ron Schock		Mario Lemieux
1974-75	Ron Schock	1988-89	Mario Lemieux
1975-76	Ron Schock	1989-90	Mario Lemieux
1976-77	Ron Schock	1990-91	Randy Hillier
1977-78	Jean Pronovost		John Cullen
1978-79	Orest Kindrachuk		Paul Coffey
1979-80	Orest Kindrachuk		Mario Lemieux
1980-81	Orest Kindrachuk	1991-92	Mario Lemieux
1981-82	Randy Carlyle	1992-93	Mario Lemieux
1982-83	Randy Carlyle		

PRESIDENTS: Jack E. McGregor (1967-70), Jack Riley (1970-72), Wren Blair (1975-77), Vince Bartimo (1977-81), Edward J. DeBartolo, Sr. (1981-88), Marie DeBartolo York (1988-91), Howard Baldwin (1991-1993), Jack Kelley (1993-present).

SCOUTS: Edgar Brenchley (1967-70 & 1971-73), Rudy Migay (1967-68 & 1971-75), Ken Carson (1967-68), George "Red" Sullivan (1969-70), Dave Lucas (1969-75), Clare Rothermel (1969-75 & 1977-84), Ron Marlow (1971-72), Dick Coss (1971-72), Gerry Brown (1971-74), Jack Riley (1974-75), Ken Schinkel (1974-76), Gerald Blair (1976-77), Billy Taylor (1979-86), Albert Mandanici (1981-88), Lou Angotti (1984-86), Bruce Haralson (1984-89), John Gill (1985-present), Paul Goulet (1986-88), Doug Wood (1986-88), Fred Gore (1987-89), Greg Malone (1988-present), Les Binkley (1989-present), Charlie Hodge (1989-present), Doug McCauley (1989-91), Ralph Cox (1989-present), Gilles Meloche (1990-present), Pierre McGuire (1990-91), Mark Kelley (1993-present).

PENGUINS BEST COMEBACKS

December 12, 1993 (Pittsburgh) — The Devils built up a 3-0 lead midway through the first period, but the Penguins answered with three goals, two by Kevin Stevens, to tie the game. Stevens completed the hat trick in the third period to lead the Penguins to the 6-5 victory.

February 21, 1991 (Pittsburgh) — Toronto jumped off to a 3-0 lead early in the second period, but the Penguins struck back with six unanswered goals on the way to an 11-4 rout.

October 15, 1991 (New York Islanders) — The Penguins trailed the Islanders twenty seconds into the third period, 6-2, but came back with four goals, two by Mario Lemieux, to tie the game. Phil Bourque's goal at 2:30 of overtime gave the Penguins a 7-6 victory.

February 22, 1990 (Pittsburgh) — The Penguins trailed the Islanders 3-0 after the first period but battled back to post a 4-3 victory on Randy Gilhen's goal at 4:26 of the third period.

February 3, 1989 (Pittsburgh) — The Penguins trailed St. Louis 3-0 after two periods but scored three third period goals to gain the tie. Troy Loney scored the tying goal at 5:35 of the third period.

March 25, 1989 (Pittsburgh) — New Jersey built up a 3-0 lead after one period but Mario Lemieux's third goal of the game with five seconds left in regulation led the Penguins to a 5-4 win.

December 10, 1988 (Pittsburgh) — The Penguins trailed New Jersey 3-0 in the second period but came back with four goals to earn the tie. Mario Lemieux's second goal of the game was the tying one at 10:51 of the third.

January 3, 1987 (Pittsburgh) — The Penguins trailed Montreal 3-0 after one period but scored six consecutive goals to earn the 6-4 victory. Randy Cunneynworth scored twice, including the game-winner at 8:49 of the third period.

March 24, 1987 (Pittsburgh) — The Penguins trailed Philadelphia 3-0 midway through the game, but goals by Willy Lindstrom, Terry Ruskowski and Warren Young gained Pittsburgh a 3-3 tie.

December 20, 1987 (New York Rangers) — Pittsburgh trailed the Rangers 3-0 early in the first period but scored four first period goals of their own en route to an 8-4 rout.

November 21, 1987 (Calgary) — Pittsburgh trailed Calgary 4-0 after two periods but rallied with four third period goals to earn the tie. Mario Lemieux scored the tying goal at 14:07 of the third period.

November 25, 1987 (Pittsburgh) — The Penguins trailed Quebec 4-0 at the 12-minute mark of the second period but reeled off six consecutive goals for the win. Rob Brown scored the game-winner at 11:53 of the third period.

November 28, 1987 (Pittsburgh) — Washington built up a 3-0 lead, but the Penguins battled back to go ahead 5-4 before the Capitals tied the game.

February 24, 1986 (Pittsburgh) — The Penguins trailed Los Angeles 4-0 after one period but came from behind to win 6-5 on Doug Shedden's goal at 3:54 of overtime. It was the first home overtime win in Penguin history.

October 9, 1986 (Pittsburgh) — Washington took a 3-0 lead early in the season opener but the Penguins rallied behind Randy Cunneynworth's hat trick to post a 5-4 victory.

January 19, 1985 (Pittsburgh) — Chicago jumped out to a 4-0 lead after one period but the Penguins answered with five second period goals to register a 5-4 win. Troy Loney scored the game-winner at 17:57 of the second period.

October 23, 1985 (Toronto) — Pittsburgh trailed Toronto 4-1 in the second period but eventually posted a 5-4 victory. Jim McGeough scored at 18:28 of the third period for the win.

November 4, 1982 (New Jersey) — The Penguins trailed New Jersey 3-0 but rallied for the 4-4 tie behind two goals from Rick Kehoe, including the tying goal at 11:54 of the third period.

October 7, 1981 (Chicago) — Pittsburgh trailed Chicago 4-1 late in the second period but rallied on goals by Pat Boutette, Mike Bullard, Rick Kehoe and Greg Malone to gain the 5-5 tie. Malone scored the game-tying goal at 19:39 of the final period.

December 3, 1980 (Toronto) — Pittsburgh trailed Toronto 3-0 at the 10:37 mark of the second period before rallying for the 4-4 tie behind Rick Kehoe's hat trick.

January 12, 1978 (Philadelphia) — The Penguins trailed Philadelphia 3-0 after the first period but rallied for the 4-4 tie on Rick Kehoe's goal at 6:03 of the third period.

December 31, 1978 (Detroit) — The Penguins trailed Detroit 4-0 at the 15:11 mark of the second period, but goals from five different players, including Randy Carlyle's game-winner with seven seconds remaining, gave the Penguins a 5-4 victory.

December 26, 1977 (Toronto) — The Penguins trailed Toronto 3-0 midway through the first period, but two Jean Pronovost goals along with Blair Chapman's goal at 19:28 of the third period gave the Penguins a 5-4 win.

February 28, 1976 (Pittsburgh) — The Penguins trailed Vancouver 4-1 at the 14:04 mark of the second period before reeling off four straight goals to win 5-4. Bob Kelly got the game-winner at 10:39 of the third period.

October 25, 1975 (Pittsburgh) — The Penguins fell behind Philadelphia 4-0 in the middle of the second period but rallied for the 4-4 tie on consecutive goals from Chuck Arnason, Bob Kelly, Colin Campbell and Pierre Larouche.

December 19, 1974 (Pittsburgh) — The Penguins trailed Kansas City 4-1 in the second period before scoring three consecutive goals to earn the tie. Pierre Larouche scored at 17:33 of the third period to tie the game.

April 1, 1973 (Pittsburgh) — The Penguins trailed Philadelphia 4-1 in the last game of the season before scoring four unanswered goals for the 5-4 win. Jean Pronovost scored the game-winner at 18:47 of the third period.

March 29, 1972 (Pittsburgh) — The Penguins trailed California 4-1 at the 14:34 mark of the second period before scoring four consecutive goals for the win. Jean Pronovost's goal at 14:48 of the third period was the game-winner.

November 4, 1972 (Pittsburgh) — New York held a 4-1 advantage over the Penguins late in the first period before the Penguins rallied for five goals to post a 6-4 win. Bryan Hextall scored twice while Eddie Shock netted the game-winner at 16:04 of the third period.

March 7, 1971 (Pittsburgh) — The Penguins fell behind 3-0 to California after two periods of play but scored three times in the third period to force the deadlock. Wally Boyer scored the tying goal at the 7:39 mark.

PITTSBURGH PENGUINS HONORS AND AWARDS

PROFESSIONAL HOCKEY HALL OF FAME INDUCTEES

Andy Bathgate (1978)
Leo Boivin (1986)
William "Scotty" Bowman (1991)
Bob Johnson (1992)

U. S. HOCKEY HALL OF FAME

Bob Paradise (1989)
Bob Johnson (1991)

ART ROSS TROPHY

Mario Lemieux (1988, 1989, 1992, 1993)

HART MEMORIAL TROPHY

Mario Lemieux (1988, 1993)

LADY BYNG TROPHY

Rick Kehoe (1981)

CONN SMYTHE TROPHY

Mario Lemieux (1991, 1992)

CALDER MEMORIAL TROPHY

Mario Lemieux (1985)

JAMES NORRIS TROPHY

Randy Carlyle (1981)

BILL MASTERTON TROPHY

Lowell MacDonald (1973)
Mario Lemieux (1993)

LESTER B. PEARSON AWARD

Mario Lemieux (1986, 1988, 1993)

NATIONAL HOCKEY LEAGUE SPONSORED AWARDS

DODGE PERFORMER OF THE YEAR

Mario Lemieux (1988, 1989)

DODGE PERFORMANCE OF THE YEAR

Mario Lemieux (1988)

PRO SET NHL PLAYER OF THE YEAR

Mario Lemieux (1992)

NHL PLUS/MINUS LEADER

Mario Lemieux (1993)

DODGE RAM TOUGH AWARD

Mario Lemieux (1989)

NATIONAL HOCKEY LEAGUE FIRST TEAM ALL STAR

Randy Carlyle- D (1981)
Mario Lemieux - C (1988, 1989, 1993)
Paul Coffey- D (1989)
Kevin Stevens- LW (1992)

NATIONAL HOCKEY LEAGUE SECOND TEAM ALL STAR

Mario Lemieux - C (1986, 1987, 1992)
Paul Coffey- D (1990)
Kevin Stevens- LW (1991, 1993)
Tom Barrasso-G (1993)
Larry Murphy-D (1993)

NATIONAL HOCKEY LEAGUE ALL-ROOKIE TEAM

Mario Lemieux- C (1985)
Warren Young- LW (1985)
Zarley Zalapski- D (1989)
Jaromir Jagr- RW (1991)

100 POINT CLUB

Pierre Larouche (1975-76)
Jean Pronovost (1975-76)
Mario Lemieux (1984-85, 1985-86,
1986-87, 1987-88, 1988-89,
1989-90, 1991-92, 1992-93)
Rob Brown (1988-89)
Paul Coffey (1988-89, 1989-90)
Mark Recchi (1990-91)
Kevin Stevens (1991-92, 1992-93)
Rick Tocchet (1992-93)
Ron Francis (1992-93)

PENGUINS BANNER YEARS

1990-91 Patrick Division Champions
1990-91 Patrick Division Playoff Champions
1990-91 Wales Conference Champions
1990-91 Stanley Cup Champions
1991-92 Patrick Division Playoff Champions
1991-92 Wales Conference Champions
1991-92 Stanley Cup Champions
1992-93 NHL Regular Season Champions
1992-93 Patrick Division Champions

PENGUINS RETIRED NUMBER

#21 - Michel Briere

PENGUINS HALL OF FAME CHARTER INDUCTEES

Jean Pronovost (1992)
Rick Kehoe (1992)
Bob Johnson (1992)

The Penguins had four 100-or-more point scorers in the 1992-93 season: Mario Lemieux (69-91-160); Kevin Stevens (55-56-111); Rick Tocchet (48-61-109) and Ron Francis (24-76-100). The last NHL team with four 100 point scorers was the 1985-86 Edmonton Oilers with Wayne Gretzky (52-163-215), Paul Coffey (48-90-138), Jari Kurri (68-63-131) and Mark Messier (37-64-101) topping the 100-point mark.

PENGUINS IN THE NHL ALL STAR GAME

SEASON	TEAM	SITE	PLAYER	G #MIN	A	PTS #GA
1992-93	Wales	Montreal	Mario Lemieux \$	-	-	-
	Wales	Montreal	Kevin Stevens *	1	2	3
	Wales	Montreal	Jaromir Jagr *	1	1	2
	Wales	Montreal	Rick Tocchet &	2	0	2
1991-92	Wales	Philadelphia	Mario Lemieux *	0	1	1
	Wales	Philadelphia	Paul Coffey *	0	0	0
	Wales	Philadelphia	Kevin Stevens *	1	0	1
	Wales	Philadelphia	Jaromir Jagr *	0	1	1
	Wales	Philadelphia	Bryan Trottier	1	0	1
1990-91	Wales	Chicago	Paul Coffey *	0	0	0
	Wales	Chicago	John Cullen	0	1	1
	Wales	Chicago	Mark Recchi	0	0	0
	Wales	Chicago	Kevin Stevens	1	0	1
1989-90	Wales	Pittsburgh	Paul Coffey *	0	2	2
	Wales	Pittsburgh	Mario Lemieux * (MVP)	4	0	4
1988-89	Wales	Edmonton	Rob Brown	0	0	0
	Wales	Edmonton	Paul Coffey *	0	0	0
	Wales	Edmonton	Mario Lemieux *	1	1	2
1987-88	Wales	St. Louis	Paul Coffey *	0	0	0
	Wales	St. Louis	Mario Lemieux * (MVP)	3	3	6
1986-87	NHL All-Stars	Quebec	Mario Lemieux * (2 games)	0	3	3
1985-86	Wales	Hartford	Mario Lemieux *	0	0	0
1984-85	Wales	Calgary	Mario Lemieux (MVP)	2	1	3
1983-84	Wales	New Jersey	Mike Bullard	0	0	0
1982-83	Wales	Long Island	Rick Kehoe	0	0	0
1981-82	Wales	Washington	Randy Carlyle	0	1	1
	Wales	Washington	Michel Dion #	30		2
1980-81	Wales	Los Angeles	Randy Carlyle	0	0	0
	Wales	Los Angeles	Rick Kehoe	0	1	1
1979-80	Wales	Detroit	Ron Stackhouse	1	0	1
1978-79	NHL All-Stars	New York (MSG)	No Penguin selected			
1977-78	Wales	Buffalo	Jean Pronovost	0	0	0
1976-77	Wales	Vancouver	Jean Pronovost	0	0	0
1975-76	Wales	Philadelphia	Dave Burrows	0	0	0
	Wales	Philadelphia	Pierre Larouche	0	0	0
	Wales	Philadelphia	Jean Pronovost	0	0	0
1974-75	Wales	Montreal	Syl Apps (MVP)	2	0	2
	Wales	Montreal	Jean Pronovost	0	0	0
1973-74	Western	Chicago	Dave Burrows	0	0	0
	Western	Chicago	Lowell MacDonald	1	1	2
	Western	Chicago	Al McDonough	1	0	1
1972-73	Western	New York (MSG)	Lowell MacDonald	0	1	1
	Western	New York (MSG)	Greg Polis (MVP)	2	0	2
1971-72	Western	Bloomington	Greg Polis	0	0	0
1970-71	Western	Boston	Greg Polis	0	0	0
1969-70	Western	St. Louis	Dean Prentice	1	0	1
	Western	St. Louis	Bob Woytowich	0	1	1
1968-69	Western	Montreal	Ken Schinkel	0	0	0
1967-68	NHL All-Stars	Toronto	Ken Schinkel	0	0	0

* Voted to the starting lineup in fan balloting.

\$ Voted to the starting lineup, but missed the game due to injury

& Named to replace Mario Lemieux.

(Fan balloting began in the 1985-86 season.)

PENGUINS OLYMPIANS

Player	Represented	Year	Finish
Shawn McEachern	USA	1992	4th
Scott Young	USA	1988	7th
Kevin Stevens	USA	1988	7th
Zarley Zalapski	Canada	1988	4th
Jiri Hrdina	Czechoslovakia	1988	6th
Scott Bjugstad	USA	1984	7th
Arto Javanainen	Finland	1984	6th
Petteri Lehto	Finland	1984	6th
Darren Lowe	Canada	1984	4th
Mark Johnson	USA	1980	1st (GOLD)
Mike Ramsey	USA	1980	1st (GOLD)
Bob Paradise	USA	1968	6th
Craig Patrick	USA	1980	Asst. Coach (1st)
Bob Johnson	USA	1976	Coach (5th)

SEASON OPENERS

1992-93	Oct. 6	vs Philadelphia	Pittsburgh	3	Philadelphia	3	(12-9-5)
1991-92	Oct. 4	at Buffalo	Pittsburgh	5	Buffalo	4	(12-9-4)
1990-91	Oct. 5	at Washington	Pittsburgh	7	Washington	4	(11-9-4)
1989-90	Oct. 5	at Boston	Boston	5	Pittsburgh	4	(10-9-4)
1988-89	Oct. 7	at Washington	Pittsburgh	6	Washington	4	(10-8-4)
1987-88	Oct. 8	at NY Rangers	Pittsburgh	4	NY Rangers	4	(9-8-4)
1986-87	Oct. 9	vs Washington	Pittsburgh	5	Washington	4	(9-8-3)
1985-86	Oct. 10	vs Montreal	Montreal	5	Pittsburgh	3	(8-8-3)
1984-85	Oct. 11	at Boston	Boston	4	Pittsburgh	3	(8-7-3)
1983-84	Oct. 4	at St. Louis	St. Louis	5	Pittsburgh	3	(8-6-3)
1982-83	Oct. 5	at New Jersey	Pittsburgh	3	New Jersey	3	(8-5-3)
1981-82	Oct. 6	at St. Louis	St. Louis	6	Pittsburgh	2	(8-5-2)
1980-81	Oct. 9	at Philadelphia	Philadelphia	7	Pittsburgh	4	(8-4-2)
1979-80	Oct. 10	vs Winnipeg	Pittsburgh	4	Winnipeg	2	(8-3-2)
1978-79	Oct. 11	vs Toronto	Toronto	3	Pittsburgh	2	(7-3-2)
1977-78	Oct. 12	vs St. Louis	Pittsburgh	4	St. Louis	2	(7-2-2)
1976-77	Oct. 6	vs Vancouver	Pittsburgh	9	Vancouver	5	(6-2-2)
1975-76	Oct. 7	at Washington	Pittsburgh	4	Washington	2	(5-2-2)
1974-75	Oct. 9	at Minnesota	Pittsburgh	4	Minnesota	2	(4-2-2)
1973-74	Oct. 12	at Atlanta	Pittsburgh	4	Atlanta	3	(3-2-2)
1972-73	Oct. 7	vs Los Angeles	Pittsburgh	4	Los Angeles	2	(2-2-2)
1971-72	Oct. 9	vs Philadelphia	Pittsburgh	3	Philadelphia	1	(1-2-2)
1970-71	Oct. 10	vs Buffalo	Buffalo	2	Pittsburgh	2	(0-2-2)
1969-70	Oct. 11	vs California	Pittsburgh	2	California	2	(0-1-2)
1968-69	Oct. 12	vs Montreal	Pittsburgh	1	Montreal	1	(0-1-1)
1967-68	Oct. 11	vs Montreal	Montreal	2	Pittsburgh	1	(0-1-0)


HOME OPENERS

1992-93	Oct. 6	vs Philadelphia	Pittsburgh	3	Philadelphia	3	(15-7-4)
1991-92	Oct. 6	vs Philadelphia	Pittsburgh	2	Philadelphia	2	(15-7-3)
1990-91	Oct. 7	vs New Jersey	Pittsburgh	7	New Jersey	4	(15-7-2)
1989-90	Oct. 10	vs Winnipeg	Pittsburgh	5	Winnipeg	1	(14-7-2)
1988-89	Oct. 11	vs Washington	Pittsburgh	8	Washington	7	(13-7-2)
1987-88	Oct. 13	vs Buffalo	Pittsburgh	8	Buffalo	3	(12-7-2)
1986-87	Oct. 9	vs Washington	Pittsburgh	5	Washington	4	(11-7-2)
1985-86	Oct. 10	vs Montreal	Montreal	5	Pittsburgh	3	(10-7-2)
1984-85	Oct. 17	vs Vancouver	Pittsburgh	4	Vancouver	3	(10-6-2)
1983-84	Oct. 8	vs NY Rangers	NY Rangers	6	Pittsburgh	1	(9-6-2)
1982-83	Oct. 9	vs NY Rangers	NY Rangers	5	Pittsburgh	3	(9-5-2)
1981-82	Oct. 10	vs Quebec	Pittsburgh	2	Quebec	1	(9-4-2)
1980-81	Oct. 11	vs Winnipeg	Pittsburgh	5	Winnipeg	4	(8-4-2)
1979-80	Oct. 10	vs Winnipeg	Pittsburgh	4	Winnipeg	2	(7-4-2)
1978-79	Oct. 11	vs Toronto	Toronto	3	Pittsburgh	2	(6-4-2)
1977-78	Oct. 12	vs St. Louis	Pittsburgh	4	St. Louis	2	(6-3-2)
1976-77	Oct. 6	vs Vancouver	Pittsburgh	9	Vancouver	5	(5-3-2)
1975-76	Oct. 11	vs Washington	Pittsburgh	7	Washington	5	(4-3-2)
1974-75	Oct. 12	vs Detroit	Pittsburgh	7	Detroit	2	(3-3-2)
1973-74	Oct. 13	vs NY Rangers	NY Rangers	8	Pittsburgh	2	(2-3-2)
1972-73	Oct. 7	vs Los Angeles	Pittsburgh	4	Los Angeles	2	(2-2-2)
1971-72	Oct. 9	vs Philadelphia	Pittsburgh	3	Philadelphia	2	(1-2-2)
1970-71	Oct. 10	vs Buffalo	Buffalo	2	Pittsburgh	1	(0-2-2)
1969-70	Oct. 11	vs California	Pittsburgh	2	California	2	(0-1-2)
1968-69	Oct. 12	vs Montreal	Pittsburgh	1	Montreal	1	(0-1-1)
1967-68	Oct. 11	vs Montreal	Montreal	2	Pittsburgh	1	(0-1-0)

AWAY OPENERS

1992-93	Oct. 10	at Montreal	Pittsburgh	3	Montreal	3	(10-11-5)
1991-92	Oct. 4	at Buffalo	Pittsburgh	5	Buffalo	4	(10-11-4)
1990-91	Oct. 5	at Washington	Pittsburgh	7	Washington	4	(9-11-4)
1989-90	Oct. 5	at Boston	Boston	5	Pittsburgh	4	(8-11-4)
1988-89	Oct. 7	at Washington	Pittsburgh	6	Washington	4	(8-10-4)
1987-88	Oct. 8	at NY Rangers	Pittsburgh	4	NY Rangers	4	(7-10-4)
1986-87	Oct. 12	at Chicago	Pittsburgh	4	Chicago	1	(7-10-3)
1985-86	Oct. 16	at Chicago	Pittsburgh	5	Chicago	5	(6-10-3)
1984-85	Oct. 11	at Boston	Boston	4	Pittsburgh	3	(6-10-2)
1983-84	Oct. 4	at St. Louis	St. Louis	5	Pittsburgh	3	(6-9-2)
1982-83	Oct. 5	at New Jersey	Pittsburgh	3	New Jersey	3	(6-8-2)
1981-82	Oct. 6	at St. Louis	St. Louis	6	Pittsburgh	2	(6-8-1)
1980-81	Oct. 9	at Philadelphia	Philadelphia	7	Pittsburgh	4	(6-7-1)
1979-80	Oct. 14	at Boston	Pittsburgh	4	Boston	1	(6-6-1)
1978-79	Oct. 12	at Boston	Boston	8	Pittsburgh	2	(5-6-1)
1977-78	Oct. 14	at Washington	Washington	2	Pittsburgh	1	(5-5-1)
1976-77	Oct. 7	at Montreal	Montreal	10	Pittsburgh	1	(5-4-1)
1975-76	Oct. 7	at Washington	Pittsburgh	4	Washington	2	(5-3-1)
1974-75	Oct. 9	at Minnesota	Pittsburgh	4	Minnesota	2	(4-3-1)
1973-74	Oct. 12	at Atlanta	Pittsburgh	4	Atlanta	3	(3-3-1)
1972-73	Oct. 11	at St. Louis	Pittsburgh	5	St. Louis	2	(2-3-1)
1971-72	Oct. 10	at Buffalo	Buffalo	2	Pittsburgh	1	(1-3-1)
1970-71	Oct. 15	at Minnesota	Minnesota	4	Pittsburgh	2	(1-2-1)
1969-70	Oct. 19	at Boston	Boston	4	Pittsburgh	0	(1-1-1)
1968-69	Oct. 16	at Toronto	Pittsburgh	2	Toronto	2	(1-0-1)
1967-68	Oct. 13	at St. Louis	Pittsburgh	3	St. Louis	1	(1-0-0)

PENGUINS PLAYOFF HISTORY



PENGUINS PLAYOFF RESULTS

DATE	CITY	RESULT	WINNING GOAL	WINNING GOALIE
1993 DIVISION SEMI-FINALS - (Won by Pittsburgh, 4-1)				
Sun.	Apr. 18	Pittsburgh	Pittsburgh, 6-3	Francis
Tue.	Apr. 20	Pittsburgh	Pittsburgh, 7-0	McEachern
Thu.	Apr. 22	New Jersey	Pittsburgh, 4-3	Murphy
Sun.	Apr. 25	New Jersey	New Jersey, 4-1	Albelli
Mon.	Apr. 26	Pittsburgh	Pittsburgh, 5-3	Daniels
1993 DIVISION FINALS - (Won by NY Islanders, 4-3)				
Sun.	May 2	Pittsburgh	NY Islanders, 3-2	Hogue
Tue.	May 4	Pittsburgh	Pittsburgh, 3-0	Mullen
Thu.	May 6	NY Islanders	Pittsburgh, 3-1	Jagr
Sat.	May 8	NY Islanders	NY Islanders, 6-5	King
Mon.	May 10	Pittsburgh	Pittsburgh, 6-3	Lemieux
Wed.	May 12	NY Islanders	NY Islanders, 7-5	Thomas
Fri.	May 14	Pittsburgh	NY Islanders, 4-3 (OT)	Volek
1992 DIVISION SEMI-FINALS - (Won by Pittsburgh, 4-3)				
Sun.	Apr. 19	Washington	Washington, 3-1	Druce
Tue.	Apr. 21	Washington	Washington, 6-2	Pivonka
Thu.	Apr. 23	Pittsburgh	Pittsburgh, 6-4	Lemieux
Sat.	Apr. 25	Pittsburgh	Washington, 7-2	Khrischich
Mon.	Apr. 27	Washington	Pittsburgh, 5-2	Murphy
Wed.	Apr. 29	Pittsburgh	Pittsburgh, 6-4	Lemieux
Fri.	May 1	Washington	Pittsburgh, 3-1	Jagr
1992 DIVISION FINALS - (Won by Pittsburgh, 4-2)				
Sun.	May 3	NY Rangers	Pittsburgh, 4-2	Stevens
Tue.	May 5	NY Rangers	NY Rangers, 4-2	King
Thu.	May 7	Pittsburgh	NY Rangers, 6-5 (OT)	King
Sat.	May 9	Pittsburgh	Pittsburgh, 5-4 (OT)	Francis
Mon.	May 11	NY Rangers	Pittsburgh, 3-2	Jagr
Wed.	May 13	Pittsburgh	Pittsburgh, 5-1	Jagr
1992 CONFERENCE FINALS - (Won by Pittsburgh, 4-0)				
Sun.	May 17	Pittsburgh	Pittsburgh, 4-3 (OT)	Jagr
Tue.	May 19	Pittsburgh	Pittsburgh, 5-2	Tocchet
Thu.	May 21	Boston	Pittsburgh, 5-1	Stevens
Sat.	May 23	Boston	Pittsburgh, 5-1	Lemieux
1992 STANLEY CUP FINALS - (Won by Pittsburgh, 4-0)				
Tue.	May 26	Pittsburgh	Pittsburgh, 5-4	Lemieux
Thu.	May 28	Pittsburgh	Pittsburgh, 3-1	Lemieux
Sat.	May 30	Chicago	Pittsburgh, 1-0	Stevens
Mon.	June 1	Chicago	Pittsburgh, 6-5	Francis
1991 - DIVISION SEMI-FINALS - (Won by Pittsburgh, 4-3)				
Wed.	Apr. 3	Pittsburgh	New Jersey, 3-1	Stastny
Fri.	Apr. 5	Pittsburgh	Pittsburgh, 5-4 (OT)	Jagr
Sun.	Apr. 7	New Jersey	Pittsburgh, 4-3	Recchi
Tue.	Apr. 9	New Jersey	New Jersey, 4-1	Stastny
Thu.	Apr. 11	Pittsburgh	New Jersey, 4-2	C. Lemieux
Sat.	Apr. 13	New Jersey	Pittsburgh, 4-3	Francis
Mon.	Apr. 15	Pittsburgh	Pittsburgh, 4-0	Hrdina
1991 DIVISION FINALS - (Won by Pittsburgh, 4-1)				
Wed.	Apr. 17	Pittsburgh	Washington, 4-2	Ilafrete
Fri.	Apr. 19	Pittsburgh	Pittsburgh, 7-6 (OT)	Stevens
Sun.	Apr. 21	Washington	Pittsburgh, 3-1	Stevens
Tue.	Apr. 23	Washington	Pittsburgh, 3-1	Stevens
Thu.	Apr. 25	Pittsburgh	Pittsburgh, 4-1	Francis
1991 CONFERENCE FINALS - (Won by Pittsburgh 4-2)				
Wed.	May 1	Boston	Boston, 6-3	Neely
Fri.	May 3	Boston	Boston, 5-4 (OT)	Ruzicka
Sun.	May 5	Pittsburgh	Pittsburgh, 4-1	Francis
Tue.	May 7	Pittsburgh	Pittsburgh, 4-1	Mullen
Thu.	May 9	Boston	Pittsburgh, 7-2	Trottier
Sat.	May 11	Pittsburgh	Pittsburgh, 5-3	Recchi
1991 STANLEY CUP FINALS - (Won by Pittsburgh 4-2)				
Wed.	May 15	Pittsburgh	Minnesota, 5-4	Smith
Fri.	May 17	Pittsburgh	Pittsburgh, 4-1	Stevens
Sun.	May 19	Minnesota	Minnesota, 3-1	Smith
Tue.	May 21	Minnesota	Pittsburgh, 5-3	Trottier
Thu.	May 23	Pittsburgh	Pittsburgh, 6-4	Francis
Sat.	May 25	Minnesota	Pittsburgh, 8-0	U. Samuelsson
1989 - DIVISION SEMI-FINALS - (Won by Pittsburgh 4-0)				
Wed.	Apr. 5	Pittsburgh	Pittsburgh, 3-1	Coffey
Thu.	Apr. 6	Pittsburgh	Pittsburgh, 7-4	Cunneynworth
Sat.	Apr. 8	NY Rangers	Pittsburgh, 5-3	Quinn
Sun.	Apr. 9	NY Rangers	Pittsburgh, 4-3	Brown

PENGUINS PLAYOFF RESULTS

DATE		CITY	RESULT	WINNING GOAL	WINNING GOALIE
1989 - DIVISION FINALS - (Won by Philadelphia Flyers, 4-3)					
Mon.	Apr. 17	Pittsburgh	Pittsburgh, 4-3	Brown	Barrasso
Wed.	Apr. 19	Pittsburgh	Philadelphia, 4-2	Kerr	Hextall
Fri.	Apr. 21	Philadelphia	Pittsburgh, 4-3 (OT)	Bourque	Barrasso
Sun.	Apr. 23	Philadelphia	Philadelphia, 4-1	Kerr	Hextall
Tue.	Apr. 25	Pittsburgh	Pittsburgh, 10-7	Brown	Barrasso
Thu.	Apr. 27	Philadelphia	Philadelphia, 6-2	Smith	Hextall
Sat.	Apr. 29	Pittsburgh	Philadelphia, 4-1	Poulin	Wregget
1982 - PRELIMINARY ROUND - (Won by NY Islanders, 3-2)					
Wed.	Apr. 7	NY Islanders	NY Islanders, 8-1	Gillies	Smith
Thu.	Apr. 8	NY Islanders	NY Islanders, 7-2	Goring	Smith
Sat.	Apr. 10	Pittsburgh	Pittsburgh, 2-1 (OT)	Kehoe	Dion
Sun.	Apr. 11	Pittsburgh	Pittsburgh, 5-2	Kehoe	Dion
Tue.	Apr. 13	NY Islanders	NY Islanders, 4-3 (OT)	Tonelli	Smith
1981 - PRELIMINARY ROUND - (Won by St. Louis Blues, 3-2)					
Wed.	Apr. 8	St. Louis	St. Louis, 4-2	Petterson	Liut
Thu.	Apr. 9	St. Louis	Pittsburgh, 6-4	Schutt	Millen
Sat.	Apr. 11	Pittsburgh	St. Louis, 5-4	Federko	Liut
Sun.	Apr. 12	Pittsburgh	Pittsburgh, 6-3	Bullard	Millen
Tue.	Apr. 14	St. Louis	St. Louis, 4-3 (2 OT)	Crombeen	Liut
1980 - PRELIMINARY ROUND - (Won by Boston Bruins, 3-2)					
Tue.	Apr. 8	Boston	Pittsburgh, 4-2	Johnson	Millen
Thu.	Apr. 10	Boston	Boston, 4-1	Marcotte	Cheevers
Sat.	Apr. 12	Pittsburgh	Pittsburgh, 4-1	Lonsberry	Millen
Sun.	Apr. 13	Pittsburgh	Boston, 8-3	McNab	Cheevers
Mon.	Apr. 14	Boston	Boston, 6-2	Foster	Cheevers
1979 - PRELIMINARY ROUND - (Won by Pittsburgh, 2-1)					
Tue.	Apr. 10	Buffalo	Pittsburgh, 4-3	Kindrachuk	Herron
Thu.	Apr. 12	Pittsburgh	Buffalo, 3-1	Richard	Sauve
Sat.	Apr. 14	Buffalo	Pittsburgh, 4-3 (OT)	Ferguson	Herron
1979 - QUARTER-FINALS - (Won by Boston Bruins, 4-0)					
Mon.	Apr. 16	Boston	Boston, 6-2	Milbury	Cheevers
Wed.	Apr. 18	Boston	Boston, 4-3	Miller	Cheevers
Sat.	Apr. 21	Pittsburgh	Boston, 2-1	Middleton	Cheevers
Sun.	Apr. 22	Pittsburgh	Boston, 4-1	Ratelle	Cheevers
1977 - PRELIMINARY ROUND - (Won by Toronto Maple Leafs, 2-1)					
Tue.	Apr. 5	Pittsburgh	Toronto, 4-2	Williams	Thomas
Thu.	Apr. 7	Toronto	Pittsburgh, 6-4	Malone	Herron
Sat.	Apr. 9	Pittsburgh	Toronto, 5-2	McDonald	Palmateer
1976 - PRELIMINARY ROUND - (Won by Toronto Maple Leafs, 2-1)					
Tue.	Apr. 6	Toronto	Toronto, 4-1	McDonald	Thomas
Thu.	Apr. 8	Pittsburgh	Pittsburgh, 2-0	MacDonald	Plasse
Fri.	Apr. 9	Toronto	Toronto, 4-0	McKenny	Thomas
1975 - PRELIMINARY ROUND - (Won by Pittsburgh, 2-0)					
Tue.	Apr. 8	Pittsburgh	Pittsburgh, 4-3	Larouche	Inness
Thu.	Apr. 10	St. Louis	Pittsburgh, 5-3	Campbell	Inness
1975 - QUARTER-FINALS - (Won by NY Islanders, 4-3)					
Sun.	Apr. 13	Pittsburgh	Pittsburgh, 5-4	Burrows	Inness
Tue.	Apr. 15	Pittsburgh	Pittsburgh, 3-1	MacDonald	Inness
Thu.	Apr. 17	NY Islanders	Pittsburgh, 6-4	Apps	Inness
Sun.	Apr. 20	NY Islanders	NY Islanders, 3-1	Gillies	Resch
Tue.	Apr. 22	Pittsburgh	NY Islanders, 4-2	Westfall	Resch
Thu.	Apr. 24	NY Islanders	NY Islanders, 4-1	Howatt	Resch
Sat.	Apr. 26	Pittsburgh	NY Islanders, 1-0	Westfall	Resch
1972 - QUARTER-FINALS - (Won by Chicago Blackhawks, 4-0)					
Wed.	Apr. 5	Chicago	Chicago, 3-1	Pappin	Esposito
Thu.	Apr. 6	Chicago	Chicago, 3-2	Maki	Esposito
Sat.	Apr. 8	Pittsburgh	Chicago, 2-0	Bordeleau	G. Smith
Sun.	Apr. 9	Pittsburgh	Chicago, 6-5 (OT)	Martin	Desjardins
1970 QUARTER-FINALS - (Won by Pittsburgh, 4-0)					
Wed.	Apr. 8	Pittsburgh	Pittsburgh, 2-1	Harbaruk	Binkley
Thu.	Apr. 9	Pittsburgh	Pittsburgh, 3-1	Boyer	Binkley
Sat.	Apr. 11	Oakland	Pittsburgh, 5-2	Pronovost	Binkley
Sun.	Apr. 12	Oakland	Pittsburgh, 3-2 (OT)	Briere	Binkley
1970 SEMI-FINALS - (Won by St. Louis Blues, 4-2)					
Sun.	Apr. 19	St. Louis	St. Louis, 3-1	Goyette	Hall
Tue.	Apr. 21	St. Louis	St. Louis, 4-1	Keenan	Plante
Thu.	Apr. 23	Pittsburgh	Pittsburgh, 3-2	Briere	Binkley
Sun.	Apr. 26	Pittsburgh	Pittsburgh, 2-1	Briere	A. Smith
Tue.	Apr. 28	St. Louis	St. Louis, 5-0	St. Marseille	Plante
Thu.	Apr. 30	Pittsburgh	St. Louis, 4-3	Keenan	Hall

1993 PLAYOFF SCORING LEADERS

PLAYER - TEAM	GP	G	A	PTS	+/-	PP	SH	GW	SOG
Wayne Gretzky, Los Angeles	24	15	25	40	+6	4	1	3	76
Doug Gilmour, Toronto	21	10	25	35	+16	4	0	1	51
Tomas Sandstrom, Los Angeles	24	8	17	25	-2	2	0	2	61
Vincent Damphousse, Montreal	20	11	12	23	+8	5	0	3	52
Luc Robitaille, Los Angeles	24	9	13	22	-13	4	0	2	71
Ray Ferraro, NY Islanders	18	13	7	20	+5	4	1	2	47
Wendel Clark, Toronto	21	10	10	20	+15	2	0	1	71
Dave Andreychuk, Toronto	21	12	7	19	+6	4	0	3	72
MARIO LEMIEUX, PITTSBURGH	11	8	10	18	+2	3	1	1	40
Glenn Anderson, Toronto	21	7	11	18	+7	0	0	2	46
Kirk Muller, Montreal	20	10	7	17	+4	3	0	3	54
Steve Thomas, NY Islanders	18	9	8	17	-1	1	0	1	66
Jari Kurri, Los Angeles	24	9	8	17	+2	2	2	0	50
RON FRANCIS, PITTSBURGH	12	6	11	17	+5	1	0	1	26
Tony Granato, Los Angeles	24	6	11	17	+3	1	0	1	77
KEVIN STEVENS, PITTSBURGH	12	5	11	16	+2	4	0	0	35

INDIVIDUAL LEADERS

GOALS		ASSISTS	
Wayne Gretzky, Los Angeles	15	Doug Gilmour, Toronto	25
Ray Ferraro, NY Islanders	13	Wayne Gretzky, Los Angeles	25
Dave Andreychuk, Toronto	12	Tomas Sandstrom, Los Angeles	17
Vincent Damphousse, Montreal	11	Mike Keane, Montreal	13
		Luc Robitaille, Los Angeles	13
POWER PLAY GOALS		GAME WINNING GOALS	
Brett Hull, St Louis	5	Vincent Damphousse, Montreal	3
Greg Adams, Vancouver	5	John LeClair, Montreal	3
Vincent Damphousse, Montreal	5	Kirk Muller, Montreal	3
Dale Hunter, Washington	4	Dave Andreychuk, Toronto	3
KEVIN STEVENS, PITTSBURGH	4	Wayne Gretzky, Los Angeles	3
SHOTS		PLUS/MINUS	
Tony Granato, Los Angeles	77	Doug Gilmour, Toronto	+16
Wayne Gretzky, Los Angeles	76	Wendel Clark, Toronto	+15
Brian Bellows, Montreal	72	Matt Schneider, Montreal	+10
Dave Andreychuk, Toronto	72	MIKE RAMSEY, PITTSBURGH	+10
		Mike Keane, Montreal	+10

GOALTENDING LEADERS

PLAYER - TEAM	GP	MINS	GA	AVG
Patrick Roy, Montreal	20	1293	46	2.13
Felix Potvin, Toronto	21	1308	62	2.84
TOM BARRASSO, PITTSBURGH	12	722	35	2.91
Glenn Healy, NY Islanders	18	1109	59	3.19
WINS		SAVE PERCENTAGE		
Patrick Roy, Montreal	16	Curtis Joseph, St. Louis		.938
Felix Potvin, Toronto	11	Patrick Roy, Montreal		.929
Kelly Hrudey, Los Angeles	10	TOM BARRASSO, PITTSBURGH		.905
Glenn Healy, NY Islanders	9	Felix Potvin, Toronto		.903
SHUTOUTS				
Curtis Joseph, St. Louis	2			
TOM BARRASSO, PITTSBURGH	2			

1993 PENGUINS PLAYOFF SCORING STATISTICS

NAME	GP	G	A	PTS	+/-	PIM	PP	SH	GW	OT	S	PCTG
Mario Lemieux	11	8	10	18	+2	10	3	1	1	0	40	20.0
Ron Francis	12	6	11	17	+5	19	1	0	1	0	26	23.1
Kevin Stevens	12	5	11	16	+2	22	4	0	0	0	35	14.3
Rick Tocchet	12	7	6	13	+2	24	1	0	0	0	45	15.6
Larry Murphy	12	2	11	13	+2	10	2	0	1	0	26	7.7
Jaromir Jagr	12	5	4	9	+3	23	1	0	1	0	47	10.6
Joe Mullen	12	4	2	6	+4	6	0	1	1	0	32	12.5
Ulf Samuelsson	12	1	5	6	+5	24	0	0	0	0	14	7.1
Mike Ramsey	12	0	6	6	+10	4	0	0	0	0	10	.0
Jeff Daniels	12	3	2	5	+1	0	0	0	1	0	16	18.8
Shawn McEachern	12	3	2	5	0	10	0	0	1	0	21	14.3
Troy Loney	10	1	4	5	+3	0	0	0	0	0	7	14.3
Dave Tippet	12	1	4	5	-3	14	0	0	0	0	11	9.1
Martin Straka	11	2	1	3	+2	2	0	0	0	0	7	28.6
Peter Taglianetti	11	1	2	3	+2	16	0	0	0	0	10	10.0
Tom Barrasso	12	0	3	3	0	4	0	0	0	0	0	.0
Kjell Samuelsson	12	0	3	3	+4	2	0	0	0	0	15	.0
Mike Needham	9	1	0	1	+1	2	0	0	0	0	1	100.0
Paul Stanton	1	0	1	1	0	0	0	0	0	0	1	.0
Mike Stapleton	4	0	0	0	+1	0	0	0	0	0	1	.0
Grant Jennings	12	0	0	0	+1	8	0	0	0	0	4	.0
TOTALS	12	50	88	138		200	12	1	7	0	369	13.6

GOALTENDER	GP	MINS	AVG	W-L	EN	SO	GA	SAVES	EFF
Tom Barrasso	12	722	2.91	7-5	2	2	35	370	.905
TOTAL	12	725	3.06	7-5	2	2	37	372	.901

1992 PENGUINS PLAYOFF TEAM STATISTICS

	TOTAL	LEAGUE RANKING
Wins	7	T5th
Winning Percentage	.583	3rd
Goals For	50	5th
Goals Against Average	3.06	5th
Home Wins	5	5th
Road Wins	2	T6th
Power Play Goals	12	T4th
Power Play Percentage		
(Total)	23.1%	5th
(Home)	23.5%	9th
(Road)	22.2%	6th
Power Play Goals Against	9	T10th
Penalty Killing Percentage		
(Total)	85.2%	5th
(Home)	94.6%	2nd
(Road)	70.8%	14th
Short-handed Goals	2	5th
Short-handed Goals Against	5	15th
Penalty Minutes	200	11th

Penguins' Mascot

The Penguins' mascot – Iceburgh – has become a familiar figure in the Pittsburgh area since he began working with the club during the 1992-93 season.

Iceburgh makes a number of appearances at Penguins community events including hospital visits, the Make-A-Wish Luncheon, the Penguins Summer Carnival and selected school anti-drug appearances. He also performs at every home game.

PITTSBURGH PENGUINS VS NEW JERSEY DEVILS

PATRICK DIVISION SEMI-FINALS

	GP	W	L	T	PTS	GF	GA	PPG	SHG	PEN	PIM
PITTSBURGH	5	4	1	0	8	23	13	7-27	1	38	87
NEW JERSEY	5	1	4	0	2	13	23	4-28	1	40	99

AT PITTSBURGH (3-0-0)

Apr. 18 New Jersey 3 (Terrori) at PITTSBURGH 6 (BARRASSO)
 Apr. 20 New Jersey 0 (Terrori) at PITTSBURGH 7 (BARRASSO)
 Apr. 22 PITTSBURGH 4 (BARRASSO) at New Jersey 3 (Billington)
 Apr. 25 Pittsburgh 1 (Barrasso) at NEW JERSEY 4 (TERRERI)
 Apr. 26 New Jersey 3 (Terrori) at PITTSBURGH 5 (BARRASSO)
 Billington replaced Terrori at 40:00 on Apr. 20

AT NEW JERSEY (1-1-0)

WG - Francis
 WG - McEachern
 WG - Murphy
 WG - Albelin
 WG - Daniels

GOALS & SHOTS BY PERIODS:

	1ST	2ND	3RD	OVT	TOTAL
PITTSBURGH	7-50	7-68	9-40	—	23-158
NEW JERSEY	3-60	5-45	5-47	—	13-152

PITTSBURGH	GP	G	A	PTS	PIM	SOG	+/-	NEW JERSEY	GP	G	A	PTS	PIM	SOG	+/-
M.Lemieux	5	5	4	9	4	22	+2	Richer	5	2	2	4	2	13	-4
Francis	5	2	6	8	4	7	+3	S.Stevens	5	2	2	4	10	21	-2
K.Stevens	5	2	5	7	10	17	+1	Driver	5	1	3	4	4	19	-2
Tocchet	5	3	3	6	2	20	+1	Niedermayer	5	0	3	3	2	11	-3
Murphy	5	1	4	5	2	8	+1	Albelin	5	2	0	2	0	9	-1
McEachern	5	3	1	4	8	13	+2	C.Lemieux	5	2	0	2	19	15	-3
Jagr	5	2	2	4	15	20	+2	Guerin	5	1	1	2	4	3	-2
Tippett	5	1	3	4	8	5	-1	Holik	5	1	1	2	6	10	-1
Ramsey	5	0	4	4	4	6	+5	Semak	5	1	1	2	0	10	-3
Daniels	5	2	1	3	0	5	+2	Fetisov	5	0	2	2	4	2	-3
Mullen	5	1	2	3	2	13	+2	Stastny	5	0	2	2	2	3	E
U.Samuelsson	5	0	3	3	12	5	+6	Zelepukin	5	0	2	2	0	7	-1
Taglianetti	5	1	1	2	8	6	+2	Barr	5	1	0	1	6	4	-2
Barrasso	5	0	2	2	2	0	-	MacLean	5	0	1	1	10	9	-5
Loney	3	0	1	1	0	2	+2	Chorske	1	0	0	0	0	1	E
K.Samuelsson	5	0	1	1	0	3	+2	Billington	2	0	0	0	0	0	-
Straka	5	0	1	1	0	2	E	Kasatonov	4	0	0	0	0	7	E
Needham	2	0	0	0	2	0	E	Terrori	4	0	0	0	0	0	-
Stapleton	4	0	0	0	0	1	+1	Daneyko	5	0	0	0	8	4	-1
Jennings	5	0	0	0	0	3	E	McKay	5	0	0	0	16	1	+1
								Nicholls	5	0	0	0	6	3	-5
TOTAL	5		(23-44-67)	87	158			TOTAL	5		(13-20-33)	99	152		

GOALTENDERS

	GP	MP	GF	GA	ENG	SO	AVG	SHOTS	SPCT	W-L
Barrasso (P)	5	299:30	23	12	1	1	2.40	151	.921	4-1
PITTSBURGH TOTAL	5	300:00	23	13	1	1	2.60	152	.914	4-1
Billington (NJ)	2	78:16	3	5	0	0	3.83	39	.872	0-1
Terrori (NJ)	4	218:55	10	17	1	0	4.66	118	.856	1-3
NEW JERSEY TOTAL	5	300:00	13	23	1	0	4.60	158	.854	1-4

POWER PLAY GOALS:

PITTSBURGH (7 for 27) - M.Lemieux 2, Francis, Jagr,
 K.Stevens, Tocchet, Murphy

NEW JERSEY (4 for 28) - Albelin, C.Lemieux, Richer, S.Stevens

SHORT-HANDED GOALS:

PITTSBURGH (1) - M.Lemieux
 NEW JERSEY (1) - Driver

PITTSBURGH PENGUINS VS NEW YORK ISLANDERS

PATRICK DIVISION FINALS

	GP	W	L	T	PTS	GF	GA	PPG	SHG	PEN	PIM
PITTSBURGH	7	3	4	0	6	27	24	5-25	1	51	113
NY ISLANDERS	7	4	3	0	8	24	27	5-33	4	44	107

AT PITTSBURGH (2-2)

May 2 NY ISLANDERS 3 (HEALY) at Pittsburgh 2 (Barrasso)
 May 4 NY Islanders 0 (Healy) at PITTSBURGH 3 (BARRASSO)
 May 6 PITTSBURGH 3 (BARRASSO) at NY Islanders 1 (Healy)
 May 8 Pittsburgh 5 (Barrasso) at NY ISLANDERS 6 (HEALY)
 May 10 NY Islanders 3 (Healy) at PITTSBURGH 6 (BARRASSO)
 May 12 Pittsburgh 5 (Barrasso) at NY ISLANDERS 7 (HEALY)
 May 14 NY ISLANDERS 4 (HEALY) at Pittsburgh 3 (Barrasso)

* Scored at 5:16 of overtime
 Fitzpatrick replaced Healy at 41:39 on May 10

AT NY ISLANDERS (1-2)

WG - Hogue
 WG - J.Mullen
 WG - Jagr
 WG - King
 WG - Lemieux
 WG - Thomas
 WG - Volek*

GOALS & SHOTS BY PERIODS:	1ST	2ND	3RD	OVT	TOTAL
PITTSBURGH	8-84	7-59	12-65	0-3	27-211
NY ISLANDERS	4-67	9-84	10-66	1-3	24-220

PITTSBURGH	GP	G	A	PTS	PIM	SOG	+/-	NEW YORK	GP	G	A	PTS	PIM	SOG	+/-
Francis	7	4	5	9	15	19	+2	Ferraro	7	4	4	8	6	19	E
Lemieux	6	3	6	9	4	18	E	King	7	3	5	8	6	18	+2
Stevens	7	3	6	9	12	18	+1	Thomas	7	3	4	7	19	23	-2
Murphy	7	1	7	8	8	18	+1	Fitzgerald	7	2	3	5	14	6	+1
Toochet	7	4	3	7	22	25	+1	Hogue	7	2	3	5	6	14	E
Jagr	7	3	2	5	8	27	+1	Malakhov	7	2	3	5	2	24	+1
Loney	7	1	3	4	0	5	+1	B.Mullen	7	2	2	4	0	12	-2
J.Mullen	7	3	0	3	4	19	+2	Kasparaitis	7	0	4	4	12	12	E
U.Samuelsson	7	1	2	3	12	9	-1	Vaske	7	0	4	4	4	8	E
Straka	7	2	0	2	2	5	+2	Volek	5	2	0	2	0	12	E
Daniels	7	1	1	2	0	11	-1	Norton	5	1	1	2	2	10	-6
Ramsey	7	0	2	2	2	4	+5	Green	6	1	0	1	4	9	-1
K.Samuelsson	7	0	2	2	2	12	+2	Dalgarno	7	1	0	1	8	10	-3
Needham	7	1	0	1	0	1	+1	Krupp	7	1	0	1	2	7	E
Stanton	1	0	1	1	0	1	E	Junker	2	0	1	1	0	0	+1
Taglianetti	6	0	1	1	8	4	E	Flatley	5	0	1	1	6	10	-3
Barrasso	7	0	1	1	2	0	-	Kurvers	5	0	1	1	2	8	-3
McEachern	7	0	1	1	2	8	-2	Healy	7	0	1	1	0	0	-
Tippett	7	0	1	1	6	6	-2	Loiselle	7	0	1	1	4	11	-6
Jennings	7	0	0	0	4	1	+1	Fitzpatrick	1	0	0	0	0	0	-
								Turgeon	1	0	0	0	0	0	E
								Parks	2	0	0	0	0	1	E
								Pilon	4	0	0	0	6	2	+3
								Vukota	7	0	0	0	4	4	-2
TOTAL	7							TOTAL	7						

(27-44-71) 113 211 (24-38-62) 107 220

GOALTENDERS	GP	MP	GF	GA	ENG	SO	AVG	SHOTS	SPCT	W-L
Barrasso (P)	7	422:11	27	23	1	1	3.27	219	.895	3-4
PITTSBURGH TOTAL	7	425:16	27	24	1	1	3.39	220	.891	3-4
Fitzpatrick (NYI)	1	18:21	1	1	0	0	3.27	2	.500	0-0
Healy (NYI)	7	406:07	23	25	1	0	3.69	208	.880	4-3
NY ISLANDERS TOTAL	7	425:16	24	27	1	0	3.81	211	.872	4-3

POWER PLAY GOALS: PITTSBURGH (5 for 25) - Stevens 3, Murphy, Lemieux
 NY ISLANDERS (5 for 33) - Ferraro 3, Norton, Thomas
SHORT-HANDED GOALS: PITTSBURGH (1) - J.Mullen
 NY ISLANDERS (4) - Fitzgerald 2, Ferraro, Hogue

PENGUINS CAREER PLAYOFF SCORING

NAME	GP	G	A	PTS	PIM	PPG	SHG	GWG	OVT
1. MARIO LEMEIJUX	60	52	63	115	44	24	6	6	0
2. KEVIN STEVENS	68	38	49	87	119	15	0	7	1
3. RON FRANCIS	57	21	40	61	49	3	0	7	1
4. LARRY MURPHY	56	13	39	52	73	9	0	2	0
5. JAROMIR JAGR	57	19	27	46	35	4	0	6	2
6. Mark Recchi	24	10	24	34	33	5	0	2	0
7. RICK TOCCHET	26	13	19	32	48	4	0	1	0
8. JOE MULLEN	43	15	12	27	14	2	1	2	0
9. Paul Coffey	23	4	22	26	37	2	0	1	0
10. Phil Bourque	56	13	12	25	107	2	0	1	1
11. Troy Loney	66	8	14	22	97	0	0	0	0
12. Rick Kehoe	37	4	17	21	4	2	0	2	1
13. Jean Pronovost	29	9	9	18	12	2	1	1	0
14. George Ferguson	22	4	11	15	13	0	0	1	1
15. Rod Schutt	22	8	6	14	26	1	0	1	0
16. BRYAN TROTTIER	44	7	7	14	57	0	0	2	0
17. Randy Carlyle	22	6	8	14	41	0	1	0	0
18. Shawn McEachern	31	5	9	14	14	0	0	1	0
19. Ron Schock	29	2	12	14	23	0	0	0	0
20. Bob Errey	49	9	4	13	51	0	2	0	0
21. Ron Stackhouse	32	5	8	13	38	2	0	0	0
22. ULF SAMUELSSON	53	4	9	13	97	1	0	1	0
23. PAUL STANTON	44	2	10	12	66	0	0	0	0
24. Gregg Sheppard	17	4	7	11	2	2	0	0	0
25. Jock Callander	22	3	8	11	12	0	0	0	0
26. Pierre Larouche	15	2	9	11	2	0	0	1	0
27. Lowell MacDonald	15	6	4	10	8	2	0	2	0
28. Dan Quinn	11	6	3	9	10	4	0	1	0
29. Bob Kelly	15	6	3	9	23	1	0	0	0
30. John Cullen	11	3	6	9	28	0	0	0	0
31. Colin Campbell	19	2	7	9	51	0	1	1	0
32. Zarley Zalapski	11	1	8	9	13	1	0	0	0
33. Michel Briere	10	5	3	8	17	1	0	3	1
34. Rob Brown	11	5	3	8	22	1	0	3	0
35. Mike Bullard	9	4	4	8	4	1	0	1	0
36. Syl Apps	19	4	4	8	23	2	0	1	0
37. Randy Cunneyworth	11	3	5	8	26	1	0	1	0
38. Greg Malone	18	3	5	8	32	0	0	1	0
39. Peter Lee	19	0	8	8	4	0	0	0	0
40. Ken Schinkel	13	6	1	7	4	1	0	0	0
41. Vic Hadfield	10	5	2	7	11	0	1	0	0
42. Mark Johnson	10	4	3	7	6	2	0	1	0
43. Paul Gardner	10	2	5	7	10	1	0	0	0
44. Dean Prentice	12	2	5	7	8	1	0	0	0
45. Scott Young	17	1	6	7	2	1	0	0	0
46. TOM BARRASSO	43	0	7	7	18	0	0	0	0
47. Gary McAdam	12	3	3	6	9	0	0	0	0
48. Chuck Arnason	9	2	4	6	4	1	0	0	0
49. Jiri Hrdina	35	2	4	6	22	0	0	1	0
50. PETER TAGLIANETTI	30	1	5	6	65	0	0	0	0
51. MIKE RAMSEY	12	0	6	6	4	0	0	0	0
52. KJELL SAMUELSSON	27	0	6	6	14	0	0	0	0
53. Orest Kindrachuk	7	4	1	5	7	0	0	1	0
54. JEFF DANIELS	12	3	2	5	0	0	0	1	0
55. Ross Lonsberry	17	2	3	5	13	0	0	1	0
56. Dave Tippett	12	1	4	5	14	0	0	0	0
57. JIM PAEK	27	1	4	5	8	0	0	0	0
58. Gord Roberts	43	1	4	5	95	0	0	0	0
59. Tom Bladen	8	0	5	5	2	0	0	0	0
60. Jim Johnson	11	0	5	5	44	0	0	0	0
61. Pat Boutette	5	3	1	4	8	2	0	0	0
62. Nick Harbaruk	14	3	1	4	20	0	0	1	0
63. Mario Faubert	10	2	2	4	6	2	0	0	0
64. Duane Rupp	10	2	2	4	8	0	0	0	0
65. Dave Burrows	20	1	3	4	16	0	0	1	0
66. Keith McCreary	11	0	4	4	6	0	0	0	0
67. Bob Leiter	4	3	0	3	0	1	0	0	0
68. Jim Hamilton	6	3	0	3	0	1	0	0	0
69. Andre St. Laurent	5	2	1	3	8	0	0	0	0
70. Blair Chapman	10	2	1	3	9	0	0	0	0
71. MARTIN STRAKA	11	2	1	3	2	0	0	0	0
72. Wally Boyer	10	1	2	3	0	0	0	1	0
73. Dunc McCallum	10	1	2	3	12	0	0	0	0
74. Bob Woytowich	10	1	2	3	2	0	0	0	0
75. Greg Hotham	5	0	3	3	6	0	0	0	0
76. Jim Morrison	8	0	3	3	10	0	0	0	0
77. Russ Anderson	10	0	3	3	28	0	0	0	0
78. Bryan Hextall	14	0	3	3	43	0	0	0	0
79. MIKE NEEDHAM	14	2	0	2	4	0	0	0	0
80. Stan Gilbertson	3	1	1	2	2	0	0	0	0
81. Nick Libett	5	1	1	2	0	1	0	0	0
82. Rick MacLeish	5	1	1	2	0	0	0	0	0
83. Kevin McClelland	5	1	1	2	5	0	0	0	0
84. Bob Stewart	5	1	1	2	2	0	0	0	0
85. Dave Michayluk	7	1	1	2	0	0	0	0	0

PENGUINS CAREER PLAYOFF SCORING

NAME	GP	G	A	PTS	PIM	PPG	SHG	GWG	OVT
86. Pat Price	10	1	1	2	49	0	0	0	0
87. GRANT JENNINGS	35	1	1	2	36	0	0	0	0
88. Darryl Edestrand	4	0	2	2	0	0	0	0	0
89. Greg Polis	4	0	2	2	0	0	0	0	0
90. Glen Sather	10	0	2	2	17	0	0	0	0
91. Gord Dineen	11	0	2	2	8	0	0	0	0
92. Val Fonteyne	14	0	2	2	2	0	0	0	0
93. Pete LaFramboise	9	1	0	1	0	0	0	0	0
94. Randy Gilhen	16	1	0	1	14	0	0	0	0
95. Pete Mahovich	2	0	1	1	0	0	0	0	0
96. Don Awrey	3	0	1	1	0	0	0	0	0
97. Wayne Bianchin	3	0	1	1	6	0	0	0	0
98. Jacques Cossette	3	0	1	1	4	0	0	0	0
99. Dave McLlwain	3	0	1	1	0	0	0	0	0
100. Ed Van Impe	3	0	1	1	2	0	0	0	0
101. Tim Horton	4	0	1	1	2	0	0	0	0
102. Al McDonough	4	0	1	1	0	0	0	0	0
103. Eddie Shack	4	0	1	1	15	0	0	0	0
104. Frank Pietrangelo	5	0	1	1	2	0	0	0	0
105. Gary Rissling	5	0	1	1	4	0	0	0	0
106. Barry Wilkins	6	0	1	1	4	0	0	0	0
107. Marc Chorney	7	0	1	1	2	0	0	0	0
108. Bob Paradise	7	0	1	1	17	0	0	0	0
109. Bob McManama	8	0	1	1	6	0	0	0	0
110. Dennis Owchar	8	0	1	1	6	0	0	0	0
111. Dave Hannan	8	0	1	1	4	0	0	0	0
112. Paul Baxter	10	0	1	1	42	0	0	0	0
113. Tracy Pratt	10	0	1	1	51	0	0	0	0
114. Randy Hillier	17	0	1	1	73	0	0	0	0
115. Steve Dykstra	1	0	0	0	2	0	0	0	0
116. Paul Marshall	1	0	0	0	0	0	0	0	0
117. Steve Gatzos	1	0	0	0	0	0	0	0	0
118. KEN WREGGET	1	0	0	0	0	0	0	0	0
119. Wendell Young	1	0	0	0	0	0	0	0	0
120. Richard Zemlak	1	0	0	0	10	0	0	0	0
121. Mike Corrigan	2	0	0	0	0	0	0	0	0
122. Chris Dahlquist	2	0	0	0	0	0	0	0	0
123. Bob Simpson	2	0	0	0	0	0	0	0	0
124. Lex Hudson	2	0	0	0	0	0	0	0	0
125. Larry Bignell	3	0	0	0	2	0	0	0	0
126. Randy Boyd	3	0	0	0	11	0	0	0	0
127. Kim Clackson	3	0	0	0	37	0	0	0	0
128. Al Smith	3	0	0	0	0	0	0	0	0
129. Simon Nolet	3	0	0	0	0	0	0	0	0
130. Michel Plasse	3	0	0	0	0	0	0	0	0
131. Steve Cardwell	4	0	0	0	2	0	0	0	0
132. Kim Davis	4	0	0	0	0	0	0	0	0
133. Pat Graham	4	0	0	0	2	0	0	0	0
134. Jim Rutherford	4	0	0	0	0	0	0	0	0
135. MIKE STAPLETON	4	0	0	0	0	0	0	0	0
136. Dale Tallon	4	0	0	0	4	0	0	0	0
137. Michel Dion	5	0	0	0	0	0	0	0	0
138. Pat Hughes	5	0	0	0	21	0	0	0	0
139. Les Binkley	7	0	0	0	4	0	0	0	0
140. Bob Blackburn	7	0	0	0	4	0	0	0	0
141. Gary Inness	9	0	0	0	2	0	0	0	0
142. Rod Buskas	10	0	0	0	23	0	0	0	0
143. Denis Herron	10	0	0	0	5	0	0	0	0
144. Greg Millen	10	0	0	0	0	0	0	0	0
145. Lew Morrison	13	0	0	0	0	0	0	0	0
146. Jay Caufield	14	0	0	0	30	0	0	0	0
147. Bryan Watson	14	0	0	0	38	0	0	0	0
Bench					30				
TOTAL	119	406	675	1081	2519	108	13	67	8

PLAYOFF GOALTENDING

NAME	GP	MP	GF	GA	ENG	SO	SAVES	AVG	W-L
Wendell Young	1	39	1	1	0	0	10	1.54	0-0
Les Binkley	7	428	18	15	0	0	183	2.10	5-2
Gary Inness	9	540	27	24	3	0	271	2.67	5-4
Michel Plasse	3	180	3	8	0	1	85	2.67	1-2
TOM BARRASSO	64	3761	249	184	5	4	1825	2.94	42-21
Frank Pietrangelo	5	288	19	15	1	1	133	3.13	4-1
Al Smith	3	180	5	10	0	0	79	3.33	1-2
Denis Herron	10	601	26	35	3	0	300	3.49	3-7
Jim Rutherford	4	240	8	14	0	0	131	3.50	0-4
Greg Millen	10	625	35	40	1	0	297	3.84	4-6
Michel Dion	5	310	13	22	0	0	161	4.26	2-3
KEN WREGGET	1	40	2	4	0	0	12	6.00	0-0
TOTAL	119	7240	406	385	6	3487	3.19	67-52	

BOLD FACE - Players still in the Pittsburgh organization

PITTSBURGH PENGUINS STANLEY CUP CHAMPIONSHIP TEAMS

1991

Edward J. DeBartolo, Owner; Marie Denise DeBartolo York, President, Paul Martha, Vice President; Craig Patrick, General Manager; Scott Bowman, Director of Player Development and Recruitment; Bob Johnson, Head Coach; Rick Kehoe, Rick Paterson, Barry Smith, Assistant Coaches; Gilles Meloche, Greg Malone, Scouts; Skip Thayer, Trainer; Steve Latin, Equipment Manager; John Welday, Strength and Conditioning Coach; Mario Lemieux, Captain; Paul Coffey, Randy Hillier, Bob Errey, Alternate Captains; Tom Barrasso, Phil Bourque, Jay Caufield, Ron Francis, Randy Gilhen, Jiri Hrdina, Jaromir Jagr, Grant Jennings, Troy Loney, Joe Mullen, Larry Murphy, Jim Paek, Frank Pietrangelo, Barry Pederson, Mark Recchi, Gord Roberts, Ulf Samuelsson, Paul Stanton, Kevin Stevens, Peter Taglianetti, Bryan Trottier, Scott Young, Wendell Young

1992

Howard Baldwin, Morris Belzberg, Thomas Ruta, Owners; Donn Patton, Executive VP/CFO; Paul Martha, Executive VP/General Counsel; Craig Patrick, Executive VP/General Manager; Bob Johnson, Head Coach; Scott Bowman, Director of Player Development & Interim Coach; Barry Smith, Rick Kehoe, Pierre McGuire, Gilles Meloche, Rick Paterson, Assistant Coaches; Steve Latin, Equipment Manager, Skip Thayer, Trainer, John Welday, Strength and Conditioning Coach, Greg Malone, Les Binkley, Charlie Hodge, John Gill, Ralph Cox, Scouts; Mario Lemieux (Captain), Ron Francis, Bryan Trottier, Kevin Stevens, Bob Errey, Alternate Captains; Phil Bourque, Troy Loney, Rick Tocchet, Joe Mullen, Jaromir Jagr, Jiri Hrdina, Shawn McEachern, Ulf Samuelsson, Kjell Samuelsson, Larry Murphy, Gord Roberts, Jim Paek, Paul Stanton, Tom Barrasso, Ken Wregget, Jay Caufield, Jamie Leach, Wendell Young, Grant Jennings, Peter Taglianetti, Jock Callander, Dave Michayluk, Mike Needham, Jeff Chychrun, Ken Priestlay, Jeff Daniels

PENGUIN PLAYOFF RECORD VS EACH TEAM

OPPONENT	SERIES	W	L	GP	W	L	GF	GA	LAST SERIES
Boston	4	2	2	19	10	9	67	62	1992 SF - Won 4-0
St. Louis	3	1	2	13	6	7	40	45	1981 PR - Lost 3-2
NY Islanders	3	0	3	19	8	11	58	67	1993 DF - Lost 4-3
New Jersey	2	2	0	12	8	4	44	34	1993 DSF - Won 4-1
NY Rangers	2	2	0	10	8	2	43	30	1992 DF - Won 4-2
Washington	2	2	0	12	8	4	44	40	1992 DSF - Won 4-3
Chicago	2	1	1	8	4	4	23	23	1992 F - Won 4-0
Toronto	2	0	2	6	2	4	13	21	1977 PR - Lost 2-1
Buffalo	1	1	0	3	2	1	9	9	1979 PR - Won 2-1
Minnesota	1	1	0	6	4	2	28	16	1991 F - Won 4-2
Oakland	1	1	0	4	4	0	13	6	1970 QF - Won 4-0
Philadelphia	1	0	1	7	3	4	24	31	1989 DF - Lost 4-3
TOTAL	24	13	11	119	67	52	406	385	

PLAYOFF RECORDS - ALL-TIME

Years in the Playoffs:	13
Most Consecutive Years in the Playoffs:	4 (1979 to 1982)
Most Consecutive Wins:	14 May 9 to April 22, 1993 #
Most Consecutive Home Wins:	9 May 9 to April 26, 1993
Most Consecutive Road Wins:	6 May 11 to April 22, 1993

	Series Played	W-L
Record in Stanley Cup Finals	2	2-0
Record in Semi-Finals/Conference Finals	3	2-1
Record in Quarter-Finals/Division Finals	8	3-5
Record in Preliminary Round/Division Semi-Finals	11	6-5
Record in 2-Game Series	1	1-0
Record in 3-Game Series	3	1-2
Record in 4-Game Series	6	4-2
Record in 5-Game Series	5	2-3
Record in 6-Game Series	4	3-1
Record in 7-Game Series	5	2-3

Key: # = NHL Playoff Record

PENGUINS PLAYOFF RECORDS

COACHES PLAYOFF RECORDS

COACHES	SERIES	W-L	GAMES	W-L
Scott Bowman	6	5-1	33	23-10
Bob Johnson	4	4-0	24	16-8
Gene Ubriaco	2	1-1	11	7-4
Red Kelly	3	1-2	14	6-8
Marc Boileau	2	1-1	9	5-4
Eddie Johnston	2	0-2	10	4-6
Johnny Wilson	3	1-2	12	4-8
Ken Schinkel	2	0-2	6	2-4
TOTAL	24	13-11	119	67-52

PLAYOFF RECORDS - SERIES

MOST GOALS, BOTH TEAMS:

2-Game Series	15 (1975) Pittsburgh 9, St. Louis 6
3-Game Series	23 (1977) Toronto 13, Pittsburgh 10
4-Game Series	30 (1989) Pittsburgh 19, NY Rangers 11
5-Game Series	41 (1981) Pittsburgh 21, St. Louis 20
6-Game Series	45 (1991) Pittsburgh 27, Boston 18
7-Game Series	55 (1989) Philadelphia 31, Pittsburgh 24

MOST GOALS, PITTSBURGH:

2-Game Series	9 (1975) vs St. Louis
3-Game Series	10 (1977) vs Toronto
4-Game Series	19 (1989) vs NY Rangers
	19 (1992) vs Boston
5-Game Series	23 (1993) vs New Jersey
6-Game Series	28 (1991) vs Minnesota
7-Game Series	27 (1993) vs NY Islanders

MOST GOALS, OPPONENTS:

2-Game Series	6 (1975) by St. Louis
3-Game Series	13 (1977) by Toronto
4-Game Series	16 (1979) by Boston
5-Game Series	22 (1982) by NY Islanders
6-Game Series	19 (1970) by St. Louis
	19 (1992) by NY Rangers
7-Game Series	31 (1989) by Philadelphia

FEWEST GOALS, BOTH TEAMS:

2-Game Series	15 (1975) Pittsburgh 9, St. Louis 6
3-Game Series	11 (1976) Toronto 8, Pittsburgh 3
4-Game Series	19 (1970) Pittsburgh 13, Oakland 6
5-Game Series	32 (1991) Pittsburgh 19, Washington 13
6-Game Series	29 (1970) St. Louis 19, Pittsburgh 10
7-Game Series	39 (1975) NY Islanders 21, Pittsburgh 18

FEWEST GOALS, PITTSBURGH:

2-Game Series	9 (1975) vs St. Louis
3-Game Series	3 (1976) vs Toronto
4-Game Series	7 (1979) vs Boston
5-Game Series	13 (1982) vs NY Islanders
6-Game Series	10 (1970) vs St. Louis
7-Game Series	18 (1975) vs NY Islanders

FEWEST GOALS, OPPONENTS:

2-Game Series	6 (1975) by St. Louis
3-Game Series	8 (1976) by Toronto
4-Game Series	6 (1970) by Oakland
5-Game Series	13 (1991) by Washington
	13 (1993) by New Jersey
6-Game Series	16 (1991) by Minnesota
7-Game Series	21 (1975) by NY Islanders
	21 (1991) by New Jersey

PENGUINS PLAYOFF RECORDS

Most Power Play Goals:

For:	11 (1992) vs Washington
Against:	9 (1989) by Philadelphia
Both Teams:	19 (1989) Pittsburgh 10, Philadelphia 9

Most Power Play Chances:

For:	42 (1989) vs Philadelphia
Against:	40 (1989) by Philadelphia
Both Teams:	82 (1989) Pittsburgh 42, Philadelphia 40

Most Penalties:

Both Teams:	180 (1989) Pittsburgh 85, Philadelphia 95
Pittsburgh:	85 (1989) vs Philadelphia
Opponent:	95 (1989) by Philadelphia

Fewest Penalties:

Both Teams:	24 (1975) Pittsburgh 9, St. Louis 15
Pittsburgh:	9 (1975) vs St. Louis
Opponent:	15 (1975) by St. Louis

Most Penalty Minutes:

Both Teams:	512 (1989) Pittsburgh 242, Philadelphia 270
Pittsburgh:	242 (1989) vs Philadelphia
Opponent:	270 (1989) by Philadelphia

Fewest Penalty Minutes:

Both Teams:	61 (1976) Pittsburgh 25, Toronto 36
Pittsburgh:	18 (1975) vs St. Louis
Opponent:	36 (1976) by Toronto

PLAYOFF RECORDS - GAME

Most Goals:

Both Teams, Home:	17 (Apr. 25, 1989) 10-7 win vs Philadelphia
Both Teams, Road:	12 (May 12, 1993) 7-5 loss at NY Islanders
Pittsburgh, Home:	10 (Apr. 25, 1989) 10-7 win vs Philadelphia
Pittsburgh, Road:	8 (May 25, 1991) 8-0 win at Minnesota
Opponent, Home:	8 (Apr. 13, 1980) 8-3 loss vs Boston
Opponent, Road:	8 (Apr. 7, 1982) 8-1 loss vs NY Islanders

Largest Margin of Victory:

Home:	7 (7-0 vs New Jersey, April 20, 1993)
Road:	8 (8-0 at Minnesota, May 25, 1991)

Largest Margin of Defeat:

Home:	5 (8-3 vs Boston, April 13, 1980)
	5 (7-2 vs Washington, April 25, 1992)
Road:	7 (8-1 at NY Islanders, April 7, 1982)

Most Power Play Goals:

For:	4 (April 29, 1992 vs Washington)
Against:	3 (5x-last time-April 25, 1993 at New Jersey)
Both Teams:	5 April 19, 1991, Pittsburgh 2, Washington 3
	5 April 23, 1992, Pittsburgh 3, Washington 2
	5 April 29, 1992, Pittsburgh 4, Washington 1

Most Power Play Chances:

For:	12 April 23, 1992 vs Washington
Against:	11 April 23, 1992 vs Washington
Both Teams:	23 April 23, 1992, Pittsburgh 12, Washington 11

Most Short-handed Goals:

For:	1 (13x-last time-May 10, 1993 vs NY Islanders)
Against:	2 April 13, 1980 vs Boston
	2 May 23, 1991 vs Minnesota
	2 May 2, 1993 vs NY Islanders
	2 May 8, 1993 at NY Islanders

PENGUINS PLAYOFF RECORDS

Most Shots:

Pittsburgh:	49 (April 26, 1970) vs St. Louis
Pittsburgh (OT Game):	51 (April 14, 1981) at St. Louis
Opponent:	49 (April 9, 1989) at NY Rangers
Opponent (OT Game):	52 (April 14, 1981) at St. Louis

Most Saves:

Pittsburgh:	46 (April 9, 1989) at NY Rangers
Pittsburgh (OT Game):	48 (April 14, 1981) at St. Louis
Opponent:	49 (April 26, 1970) by St. Louis

Fewest Shots:

Pittsburgh:	17 (April 10, 1980) at Boston
Opponent:	16 (April 23, 1970) by St. Louis

Fewest Saves:

Pittsburgh:	14 (April 23, 1970) vs St. Louis
Opponent:	12 (May 10, 1993) vs NY Islanders

Most Penalties:

Both Teams, Home:	48 (Apr. 6, 1989) Pittsburgh 25, NY Rangers 23
Both Teams, Road:	34 (Apr. 8, 1989) Pittsburgh 19, NY Rangers 15
Pittsburgh:	25 (Apr. 6, 1989) vs NY Rangers
Opponent:	23 (Apr. 6, 1989) by NY Rangers

Fewest Penalties:

Both Teams, Home:	8 (Apr. 26, 1970) Pittsburgh 4, St. Louis 4
	8 (Apr. 5, 1977) Pittsburgh 3, Toronto 5
	8 (May 2, 1993) Pittsburgh 3, NY Islanders 5
Both Teams, Road:	3 (May 1, 1992) Pittsburgh 2, Washington 1
Pittsburgh:	2 (May 1, 1992) at Washington
	2 (May 5, 1992) at NY Rangers
Opponent:	1 (May 1, 1992) by Washington

Most Penalty Minutes:

Both Teams, Home:	125 (Apr. 25, 1989) Pittsburgh 46, Phil. 79
Both Teams, Road:	149 (Apr. 19, 1970) Pittsburgh 83, St. Louis 66
Pittsburgh:	83 (Apr. 19, 1970) at St. Louis
Opponent:	79 (Apr. 25, 1989) by Philadelphia

Fewest Penalty Minutes:

Both Teams, Home:	16 (May 2, 1993) Pittsburgh 6, NY Islanders 10
Both Teams, Road:	6 (May 1, 1992) Pittsburgh 2, Washington 1
Pittsburgh:	4 (May 1, 1992) at Washington
	4 (May 5, 1992) at NY Rangers
Opponent:	2 (May 1, 1992) by Washington

PLAYOFF RECORDS - PERIOD

Most Goals:

Both Teams, Home:	7 (Apr. 6, 1989) Pittsburgh 5, NY Rangers 2
	7 (Apr. 25, 1989) Pittsburgh 6, Philadelphia 1
Both Teams, Road:	8 (May 8, 1993) Pittsburgh 4, NY Islanders 4
Pittsburgh, Home:	6 (Apr. 25, 1989) vs Philadelphia
Pittsburgh, Road:	4 (Apr. 9, 1981) at St. Louis
	4 (May 8, 1993) at NY Islanders
Opponent, Home:	5 (Apr. 13, 1980) by Boston
Opponent, Road:	4 (Apr. 8, 1982) by NY Islanders
	4 (May 8, 1993) by NY Islanders

Most Shots:

Pittsburgh:	21 (April 15, 1975) vs NY Islanders
Opponent:	22 (April 10, 1980) at Boston

Most Saves:

Pittsburgh:	19 (Three times - last time - April 9, 1989)
Opponent:	21 (April 15, 1975) by NY Islanders

PENGUINS PLAYOFF RECORDS

Fewest Shots:

Pittsburgh:	3 (Seven times-last time-May 10, 1993)
Opponent:	2 (May 19, 1992) by Boston

Fewest Saves:

Pittsburgh:	1 (May 19, 1992) vs Boston
Opponent:	2 (Two times - last time - April 14, 1979)

Most Penalties:

Both Teams, Home:	24 (Apr. 6, 1989) vs NY Rangers
Both Teams, Road:	18 (Apr. 8, 1989) at NY Rangers
Pittsburgh:	13 (Apr. 23, 1992) vs Washington
Opponent:	13 (Apr. 25, 1989) by Philadelphia

Most Penalty Minutes:

Both Teams, Home:	84 (Apr. 25, 1989) Pittsburgh 33, Phil. 51
Both Teams, Road:	80 (Apr. 19, 1970) Pittsburgh 40, St. Louis 40
Pittsburgh, Home:	35 (May 17, 1991) vs Minnesota
Pittsburgh, Road:	40 (Apr. 19, 1970) at St. Louis
Opponent, Home:	51 (Apr. 25, 1989) by Philadelphia
Opponent, Road:	40 (Apr. 19, 1970) by St. Louis
	40 (Apr. 8, 1989) by NY Rangers

INDIVIDUAL RECORDS ALL-TIME

Most Games Played:

68 - Kevin Stevens
66 - Troy Loney
60 - Mario Lemieux

Most Assists:

63 - Mario Lemieux
49 - Kevin Stevens
40 - Ron Francis

Most Penalty Minutes:

119 - Kevin Stevens

Most Games Played, Goalie:

64 - Tom Barrasso

Best Goals Against Average:

2.10 - Les Binkley

Most Goals:

52 - Mario Lemieux
38 - Kevin Stevens
21 - Ron Francis

Most Points:

115 - Mario Lemieux
87 - Kevin Stevens
61 - Ron Francis

Most Power Play Goals:

24 - Mario Lemieux

Most Minutes Played, Goalie:

3761 - Tom Barrasso

Most Wins, Goalie:

42 - Tom Barrasso

ONE PLAYOFF YEAR

Most Goals:

17 - Kevin Stevens (1991)
16 - Mario Lemieux (1992)
16 - Mario Lemieux (1991)

Most Assists:

28 - Mario Lemieux (1991)
24 - Mark Recchi (1991)
19 - Ron Francis (1992)

Most Power Play Goals:

8 - Mario Lemieux (1992)

Most Game-Winning Goals:

5 - Mario Lemieux (1992)

Most Shots on Goal:

93 - Mario Lemieux (1991)

Longest Goal-Scoring Streak:

7 - Mario Lemieux (8 goals)
(5/3 to 5/17/91)

Longest Point-Scoring Streak:

15 - Mario Lemieux [29 pts.(11+18)]
(4/13 to 5/17/91)
14 - Mark Recchi [25 pts.(6+19)]
(4/11 to 5/11/91)

Most Points:

44 - Mario Lemieux (1991)
34 - Mario Lemieux (1992)
34 - Mark Recchi (1991)

Most Penalty Minutes:

66 - Phil Bourque (1989)
63 - Gord Roberts (1991)
53 - Kevin Stevens (1991)

Most Goals, Defensemen:

6 - Larry Murphy (1992)

Most Assists, Defensemen:

18 - Larry Murphy (1991)

Most Points, Defensemen:

23 - Larry Murphy (1991) (5-18)

Most Saves by Goaltender:

578 - Tom Barrasso (1991)

Longest Assist-Scoring Streak:

10 - Mario Lemieux (16 assists)
(4/19 to 5/11/91)

PENGUINS PLAYOFF RECORDS

ONE PLAYOFF SERIES

Most Goals: 9 - Mario Lemieux (1989) vs Philadelphia
Most Assists: 10 - Mario Lemieux (1992) vs Washington
Most Points: 17 - Mario Lemieux (1992) vs Washington
Most Penalty Minutes: 43 - Tracy Pratt (1970) vs St. Louis
 43 - Randy Hillier (1989) vs NY Rangers

ONE PLAYOFF GAME

Most Goals: 5 - Mario Lemieux (Apr. 25, 1989) vs Philadelphia*
Most Assists: 4 - Paul Coffey (Apr. 25, 1989) vs Philadelphia
 4 - Paul Coffey (Apr. 19, 1991) vs Washington
 4 - Larry Murphy (May 23, 1991) vs Minnesota
 4 - Ron Francis (April 20, 1993) vs New Jersey
Most Points: 8 - Mario Lemieux (Apr. 25, 1989) vs Phil. (5+3) *
 6 - Mario Lemieux (April 23, 1992) vs Wash. (3+3)
 5 - Kevin Stevens (May 9, 1991) at Boston (2+3)
Most Shots: 12 - Kevin Stevens (Apr. 29, 1992) vs Washington
Most Penalties: 8 - Kim Clackson (Apr. 13, 1980) at Boston
Most Penalty Minutes: 32 - Tracy Pratt (Apr. 19, 1970) at St. Louis
Most Saves: 46 - Tom Barrasso (Apr. 9, 1989) at NY Rangers
Most Saves (OT Game): 48 - Greg Millen (Apr. 14, 1981) at St. Louis

ONE PLAYOFF PERIOD

Most Goals: 4 - Mario Lemieux (Apr. 25, 1989) vs Philadelphia*
Most Assists: 3 - Mario Lemieux (Apr. 25, 1989) vs Philadelphia
 3 - Paul Coffey (Apr. 19, 1991) vs Washington
Most Points: 4 - Mario Lemieux (Apr. 25, 1989) vs Phil. (4+0) *
 4 - Mario Lemieux (Apr. 23, 1992) vs Wash. (2+2) *
 7 - Larry Murphy (Apr. 11, 1991) vs New Jersey
Most Shots: 6 - Kim Clackson (Apr. 13, 1980) at Boston
Most Penalties: 26 - Kim Clackson (Apr. 13, 1980) at Boston
Most Penalty Minutes: 19 - Greg Millen (April 10, 1980) at Boston
Most Saves: 19 - Greg Millen (April 8, 1981) at St. Louis
 19 - Tom Barrasso (April 9, 1989) at NY Rangers

OVERTIME GAMES

DATE	PLAYER	TIME	OPPONENT	GAME NO.	SCORE
5/14/93	David Volek	5:16	vs NY Islanders	Game #7	3-4
5/17/92	Jaromir Jagr	9:44	@ Boston	Game #1	4-3
5/9/92	Ron Francis	2:47	vs NY Rangers	Game #4	5-4
5/7/92	Kris King	1:29	vs NY Rangers	Game #3	5-6
5/3/91	Vladimir Ruzicka	8:14	@ Boston	Game #2	4-5
4/19/91	Kevin Stevens	8:10	vs Washington	Game #2	7-6
4/5/91	Jaromir Jagr	8:52	vs New Jersey	Game #2	5-4
4/21/89	Phil Bourque	12:08	@ Philadelphia	Game #3	4-3
4/13/82	John Tonelli	6:10	@ NY Islanders	Game #5	3-4
4/10/82	Rick Kehoe	4:14	vs NY Islanders	Game #3	2-1
4/14/81	Mike Crombeen	25:16	@ St. Louis	Game #5	3-4
4/14/79	George Ferguson	0:47	@ Buffalo	Game #3	4-3
4/9/72	Pit Martin	0:12	vs Chicago	Game #4	5-6
4/12/70	Michel Briere	8:28	@ Oakland	Game #4	3-2

OPPONENT PLAYOFF SCORING LEADERS VS PITTSBURGH

PLAYER	TEAM(S)	GP	G	A	PTS	PIM
1. Ray Bourque	Boston	14	4	14	18	29
2. Tim Kerr	Philadelphia/NY Rangers	11	11	5	16	2
3. Brian Propp	Philadelphia/Minnesota	13	7	8	15	12
4. Dino Ciccarelli	Washington	12	8	6	14	18
5. Mike Ridley	Washington	12	1	13	14	2
6. Peter McNab	Boston	9	6	6	12	2
7. Brian Leetch	NY Rangers	10	4	8	12	6
8. Darryl Sittler	Toronto	6	2	10	12	13
9. Calle Johansson	Washington	11	2	10	12	8
10. Clark Gilles	NY Islanders	10	6	5	11	22

OPPONENT PLAYOFF GOALTENDING LEADERS VS PITTSBURGH

(180 Minute Minimum)

GOALTENDER	TEAM(S)	GP	MIN	GA	SO	AVG	W-L
1. Glenn Resch	NY Islanders	4	240	4	1	1.00	4-0
2. Jacques Plante	St. Louis	3	180	4	1	1.33	2-1
3. Wayne Thomas	Toronto	5	300	9	1	1.80	3-2
4. Gerry Cheevers	Boston	9	540	20	0	2.22	7-2
5. Gary Smith	Oakland/Chicago	5	308	13	1	2.53	1-4

PENGUINS PLAYOFF RECORDS

PLAYOFF FASTEST GOALS

FASTEST GOALS BY ONE PENGUINS PLAYER:

TWO 1:30- April 25, 1989-Mario Lemieux vs Philadelphia.

FASTEST GOALS BY THE PENGUINS:

TWO :07- April 13, 1980-Ron Stackhouse and Rick Kehoe vs Boston.

THREE 1:29- May 10, 1993-Mario Lemieux, Rick Tocchet and Larry Murphy vs NY Islanders.

FOUR 4:52- April 25, 1989-Mario Lemieux (3) and Bob Errey vs Philadelphia.

FASTEST GOALS BY PENGUINS OPPOSITION:

TWO :25- April 24, 1975-Ed Westfall and Garry Howatt (NYI) at NY Islanders
(Both goals were empty net goals).

FASTEST GOALS AT THE START OF A PERIOD:

START OF THE GAME:

PENGUINS :15- April 8, 1981-Greg Malone at St. Louis.
OPPONENTS :25- May 12, 1993-Brad Dalgarno (NY Islanders) at NY Islanders.

FASTEST GOALS AT THE START OF PERIOD OTHER THAN FIRST:

PENGUINS :24- April 15, 1975-Jean Pronovost vs NYI
OPPONENTS :06- April 25, 1989-Pelle Eklund (Philadelphia) vs Pittsburgh #

KEY: # = NHL Playoff Record

* = Ties NHL Playoff Record

PLAYOFF HAT TRICKS

PLAYER	DATE	LOCATION FOR	GOALTENDER
Ken Schinkel	Apr. 11, 1970	at Oakland	Gary Smith
Mario Lemieux #	Apr. 25, 1989	vs Philadelphia	Ron Hextall
Mario Lemieux	Apr. 23, 1992	vs Washington	Don Beaupre
Ron Francis	May 9, 1992	vs NY Rangers	Richter-1/Vanbiesbrouck-2
Kevin Stevens *	May 21, 1992	at Boston	Andy Moog
AGAINST			
Dino Ciccarelli	Apr. 25, 1992	vs Washington	Barrasso-1/Wregget-2
Dirk Graham	May 30, 1992	at Chicago	Tom Barrasso

* = four goals

= five goals

PLAYOFF PENALTY SHOTS


PLAYER	DATE	LOCATION FOR	GOALTENDER	RESULT
Jaromir Jagr	May 11, 1992	at NY Rangers	John Vanbiesbrouck	Goal
Shawn McEachern	May 13, 1992	vs NY Rangers	John Vanbiesbrouck	No Goal

AGAINST

None

PLAYOFF SHUTOUTS

GOALTENDER	DATE	LOCATION FOR	SCORE	SAVES
Michel Plasse	Apr. 8, 1976	vs Toronto	2-0	21
Frank Pietrangelo	Apr. 15, 1991	vs New Jersey	4-0	27
Tom Barrasso	May 25, 1991	at Minnesota	8-0	39
Tom Barrasso	May 30, 1992	at Chicago	1-0	27
Tom Barrasso	Apr. 20, 1993	vs New Jersey	7-0	36
Tom Barrasso	May 4, 1993	vs NY Islanders	3-0	26
AGAINST				
Jacques Plante	Apr. 28, 1970	at St. Louis	5-0	21
Gary Smith	Apr. 8, 1972	vs Chicago	2-0	31
Glenn Resch	Apr. 26, 1975	vs NY Islanders	1-0	30
Wayne Thomas	Apr. 9, 1976	at Toronto	4-0	26



PENGUINS RECORD SECTION

ALL-TIME LEADERS

(Players in CAPS still with Pittsburgh)

GAMES PLAYED

1. Jean Pronovost	753
2. Rick Kehoe	722
3. Ron Stackhouse	621
4. Ron Schock	619
5. MARIO LEMIEUX	577
6. Dave Burrows	573
7. Bob Errey	572
8. Troy Loney	532
9. Syl Apps	495
10. Greg Malone	495
11. Peter Lee	431
12. Rod Buskas	431
13. Randy Carlyle	397
14. Jim Johnson	390
15. Mike Bullard	382
16. Ken Schinkel	371
17. Dave Hannan	355
18. Russ Anderson	353
19. Val Fonteyne	349
20. KEVIN STEVENS	348

GOALS

1. MARIO LEMIEUX	477
2. Jean Pronovost	316
3. Rick Kehoe	312
4. KEVIN STEVENS	195
5. Mike Bullard	186
6. Syl Apps	151
7. Greg Malone	143
8. Lowell MacDonald	140
9. Bob Errey	132
10. Ron Schock	124
11. Doug Shedden	123
12. Pierre Larouche	119
13. Peter Lee	114
14. Rob Brown	112
15. Dan Quinn	111
16. Paul Coffey	108
17. Mark Recchi	104
18. Paul Gardner	98
19. George Ferguson	93
20. Ken Schinkel	93
21. JAROMIR JAGR	93
22. JOE MULLEN	92

PENALTY MINUTES

1. Troy Loney	980
2. Rod Buskas	959
3. Bryan Watson	871
4. Paul Baxter	851
5. Gary Rissling	832
6. KEVIN STEVENS	760
7. Jay Caulfield	714
8. Russ Anderson	684
9. Jim Johnson	658
10. Bob Errey	651
11. Dan Frawley	610
12. Randy Hillier	594

ASSISTS

1. MARIO LEMIEUX	697
2. Syl Apps	349
3. Paul Coffey	332
4. Rick Kehoe	324
5. Jean Pronovost	287
6. Ron Schock	280
7. Ron Stackhouse	277
8. Randy Carlyle	257
9. Greg Malone	221
10. KEVIN STEVENS	217
11. Mike Bullard	175
12. Lowell MacDonald	166
13. Dan Quinn	162
14. John Cullen	160
15. Doug Shedden	159
16. Mark Recchi	148
17. Rob Brown	143
18. Ken Schinkel	143
19. LARRY MURPHY	142
20. Bob Errey	140

POINTS

1. MARIO LEMIEUX	1174
2. Rick Kehoe	636
3. Jean Pronovost	603
4. Syl Apps	500
5. Paul Coffey	440
6. KEVIN STEVENS	412
7. Ron Schock	404
8. Greg Malone	364
9. Mike Bullard	361
10. Ron Stackhouse	343
11. Randy Carlyle	323
12. Lowell MacDonald	306
13. Doug Shedden	282
14. Dan Quinn	273
15. Bob Errey	272
16. Rob Brown	255
17. Pierre Larouche	253
18. Mark Recchi	252
19. Peter Lee	245
20. Ken Schinkel	236
21. John Cullen	235
22. JAROMIR JAGR	220

Kevin Stevens set club records for most goals by a left wing (55) and most power play goals by a left wing (26) during the 1992-93 season, while Mario Lemieux set club records for most consecutive games with a goal (12) and most game-winning goals (10).

BEST SEASONS

GOALS - ONE SEASON

- 85 - Mario Lemieux (1988-89)
- 70 - Mario Lemieux (1987-88)
- 69 - Mario Lemieux (1992-93)
- 55 - Rick Kehoe (1980-81)
- 55 - Kevin Stevens (1992-93)
- 54 - Mario Lemieux (1986-87)
- 54 - Kevin Stevens (1991-92)
- 53 - Pierre Larouche (1975-76)
- 52 - Jean Pronovost (1975-76)
- 51 - Mike Bullard (1983-84)
- 49 - Rob Brown (1988-89)
- 48 - Mario Lemieux (1985-86)
- 48 - Rick Tocchet (1992-93)
- 45 - Mario Lemieux (1989-90)
- 44 - Mario Lemieux (1991-92)
- 43 - Lowell MacDonald (1973-74)
- 43 - Jean Pronovost (1974-75)
- 43 - Mario Lemieux (1984-85)
- 42 - Joe Mullen (1991-92)
- 41 - Mike Bullard (1985-86)
- 40 - Jean Pronovost (1973-74)
- 40 - Jean Pronovost (1977-78)
- 40 - Warren Young (1984-85)
- 40 - Dan Quinn (1987-88)
- 40 - Mark Recchi (1990-91)
- 40 - Kevin Stevens (1990-91)

POINTS - ONE SEASON

- 199 - Mario Lemieux (1988-89)
- 168 - Mario Lemieux (1987-88)
- 160 - Mario Lemieux (1992-93)
- 141 - Mario Lemieux (1985-86)
- 131 - Mario Lemieux (1991-92)
- 123 - Mario Lemieux (1989-90)
- 123 - Kevin Stevens (1991-92)
- 115 - Rob Brown (1988-89)
- 113 - Paul Coffey (1988-89)
- 113 - Mark Recchi (1990-91)
- 111 - Pierre Larouche (1975-76)
- 111 - Kevin Stevens (1992-93)
- 109 - Rick Tocchet (1992-93)
- 107 - Mario Lemieux (1986-87)
- 104 - Jean Pronovost (1975-76)
- 103 - Paul Coffey (1989-90)
- 100 - Mario Lemieux (1984-85)
- 100 - Ron Francis (1992-93)

POWER PLAY GOALS- ONE SEASON

- 31 - Mario Lemieux (1988-89)
- 26 - Kevin Stevens (1992-93)
- 24 - Rob Brown (1988-89)
- 22 - Mario Lemieux (1987-88)
- 21 - Dan Quinn (1987-88)
- 21 - Paul Gardner (1981-82)
- 20 - Rick Kehoe (1980-81)
- 20 - Paul Gardner (1982-83)
- 20 - Rick Tocchet (1992-93)
- 19 - Doug Shedden (1985-86)
- 19 - Mario Lemieux (1986-87)
- 19 - Kevin Stevens (1991-92)

POWER PLAY POINTS- ONE SEASON

- 80 - Mario Lemieux (1987-88)
- 80 - Mario Lemieux (1988-89)
- 64 - Paul Coffey (1988-89)
- 62 - Mario Lemieux (1985-86)
- 55 - Mario Lemieux (1992-93)
- 50 - Rick Kehoe (1981-82)
- 49 - Mario Lemieux (1989-90)
- 49 - Ron Francis (1992-93)
- 48 - Paul Coffey (1989-90)
- 47 - Dan Quinn (1988-89)
- 47 - Rob Brown (1988-89)
- 47 - Mario Lemieux (1991-92)

ASSISTS - ONE SEASON

- 114 - Mario Lemieux (1988-89)
- 98 - Mario Lemieux (1987-88)
- 93 - Mario Lemieux (1985-86)
- 91 - Mario Lemieux (1992-93)
- 87 - Mario Lemieux (1991-92)
- 83 - Paul Coffey (1988-89)
- 78 - Mario Lemieux (1989-90)
- 76 - Ron Francis (1992-93)
- 74 - Paul Coffey (1989-90)
- 73 - Mark Recchi (1990-91)
- 69 - Paul Coffey (1990-91)
- 69 - Kevin Stevens (1991-92)
- 67 - Syl Apps (1975-76)
- 67 - Randy Carlyle (1980-81)
- 66 - Rob Brown (1988-89)
- 64 - Randy Carlyle (1981-82)
- 63 - Ron Schock (1974-75)
- 63 - John Cullen (1990-91)
- 63 - Larry Murphy (1992-93)
- 61 - Syl Apps (1973-74)
- 61 - Rick Tocchet (1992-93)
- 60 - Ron Stackhouse (1975-76)
- 60 - Dan Quinn (1988-89)
- 60 - John Cullen (1989-90)
- 60 - Jaromir Jagr (1992-93)
- 58 - Pierre Larouche (1975-76)
- 57 - Mario Lemieux (1984-85)

PENALTY MINUTES - ONE SEASON

- 409 - Paul Baxter (1981-82)
- 378 - Dave Schultz (1977-78)
- 322 - Pat Price (1981-82)
- 297 - Gary Rissling (1983-84)
- 285 - Jay Caulfield (1988-89)
- 252 - Kevin Stevens (1991-92)
- 252 - Rick Tocchet (1992-93)
- 249 - Ulf Samuelsson (1992-93)
- 238 - Paul Baxter (1982-83)
- 230 - Pat Boutette (1981-82)
- 224 - Marty McSorley (1983-84)
- 218 - Dan Frawley (1986-87)
- 212 - Bryan Watson (1971-72)
- 209 - Gary Rissling (1984-85)
- 206 - Rod Buskas (1987-88)
- 206 - Ulf Samuelsson (1991-92)
- 204 - Paul Baxter (1980-81)

POWER PLAY ASSISTS- ONE SEASON

- 58 - Mario Lemieux (1987-88)
- 53 - Paul Coffey (1988-89)
- 49 - Mario Lemieux (1988-89)
- 45 - Mario Lemieux (1985-86)
- 40 - Ron Francis (1992-93)
- 39 - Randy Carlyle (1980-81)
- 39 - Mario Lemieux (1992-93)
- 38 - Paul Coffey (1989-90)
- 36 - Paul Coffey (1987-88)
- 36 - Larry Murphy (1992-93)
- 35 - Mario Lemieux (1989-90)
- 35 - Mario Lemieux (1991-92)

SHOTS ON GOAL- ONE SEASON

- 382 - Mario Lemieux (1987-88)
- 342 - Paul Coffey (1988-89)
- 326 - Kevin Stevens (1992-93)
- 325 - Kevin Stevens (1991-92)
- 324 - Paul Coffey (1989-90)
- 319 - Pierre Larouche (1975-76)
- 313 - Mario Lemieux (1988-89)
- 299 - Jean Pronovost (1975-76)
- 299 - Rick Kehoe (1980-81)
- 293 - Andy Bathgate (1967-68)
- 286 - Mario Lemieux (1992-93)
- 284 - Al McDonough (1972-73)

PENGUINS SERIES RECORDS - CAREER RECORDS

SERIES RECORDS

Most Goals in Three or Four Game Series:

Pittsburgh	7	- Joe Mullen vs Toronto, 1991-92
Opponent	7	- Mike Foligno (Detroit), 1979-80
		- Wayne Gretzky (Edmonton) 1979-80
		- Darryl Sittler (Toronto), 1979-80

Most Goals in Five or More Game Series:

Pittsburgh	12	- Mario Lemieux vs New Jersey, 1988-89
Opponent	10	- Guy Lafleur (Montreal) 1974-75

Most Assists in Three or Four Game Series:

Pittsburgh	9	- Mario Lemieux vs Chicago, 1988-89
Opponent	9	- Bobby Clarke (Philadelphia) 1977-78

Most Assists in Five or More Game Series:

Pittsburgh	14	- Paul Coffey vs NY Islanders 1988-89
Opponent	15	- Guy Lafleur (Montreal) 1975-76

Most Points in Three or Four Game Series:

Pittsburgh	15	- Mario Lemieux vs Chicago, 1988-89
Opponent	12	- Wayne Gretzky (Edmonton), 1979-80

Most Points in Five or More Game Series:

Pittsburgh	20	- Mario Lemieux vs New Jersey, 1988-89
Opponent	21	- Guy Lafleur (Montreal), 1975-76

MOST PENGUINS GAME-WINNING GOALS

SEASON	CAREER
Mario Lemieux 10 - 1992-93	Mario Lemieux 46
Jaromir Jagr 9 - 1992-93	Jean Pronovost 42
Mark Recchi 9 - 1990-91	Rick Kehoe 26
Jean Pronovost 9 - 1974-75	Syl Apps 20
Mario Lemieux 8 - 1988-89	Kevin Stevens 19
Mario Lemieux 7 - 1987-88	Peter Lee 18
Terry Ruskowski 7 - 1985-86	Ron Schock 17
Peter Lee 7 - 1978-79	Mark Recchi 17
Kevin Stevens 6 - 1990-91	Jaromir Jagr 17
Rob Brown 6 - 1988-89	Mike Bullard 15
Randy Cunneyworth 6 - 1987-88	Dan Quinn 14
Pierre Larouche 6 - 1976-77	Ken Schinkel 14
Syl Apps 6 - 1974-75	Randy Cunneyworth 14
Shawn McEachern 6 - 1992-93	

MOST PENGUINS OVERTIME GOALS

CAREER
Mario Lemieux 7
Jaromir Jagr 2
Kevin Stevens 2
Randy Hiller 2

MOST PENGUINS SHORT-HANDED GOALS

CAREER
Mario Lemieux 37
Ron Schock 14
Jean Pronovost 14
George Ferguson 12
Syl Apps 11

MOST PENGUINS POWER PLAY GOALS

CAREER
Mario Lemieux 148
Rick Kehoe 95
Kevin Stevens 81
Jean Pronovost 70
Paul Gardner 59
Mike Bullard 59
Dan Quinn 52
Rob Brown 51

MOST PENGUINS SHOTS ON GOAL

CAREER
Jean Pronovost 2,310
Mario Lemieux 2,297
Rick Kehoe 2,165
Ron Stackhouse 1,342
Paul Coffey 1,306
Ron Schock 1,227
Syl Apps 1,168
Kevin Stevens 1,157

PENGUINS SPECIAL TEAMS HISTORY

YEAR	Power Play PPG-ADV	PCT.	NHL RANK	Short-Handed PPGA-ADV	PCT.	NHL RANK
1967-68	37 - 273	13.6	11th	31 - 193	83.9	6th
1968-69	50 - 303	16.5	7th	38 - 231	83.5	5th
1969-70	53 - 315	16.8	9th	66 - 282	76.6	12th
1970-71	56 - 318	17.6	9th	48 - 276	82.6	8th
1971-72	46 - 286	16.1	11th	55 - 246	77.6	10th
1972-73	52 - 301	17.3	9th	49 - 264	81.4	8th
1973-74	47 - 276	17.0	11th	47 - 245	80.8	8th
1974-75	64 - 323	19.8	9th	63 - 324	80.6	8th
1975-76	75 - 307	24.4	6th	68 - 292	76.7	11th
1976-77	46 - 263	17.5	14th	47 - 209	77.5	15th
1977-78	53 - 261	20.3	11th	61 - 251	75.9	13th
1978-79	56 - 261	21.5	12th	57 - 250	77.2	11th
1979-80	52 - 262	19.9	14th	64 - 247	74.1	18th
1980-81	92 - 400	23.0	11th	99 - 370	73.2	21st
1981-82	99 - 404	24.5	7th	92 - 399	76.9	11th
1982-83	81 - 360	22.5	9th	110 - 396	72.2	21st
1983-84	70 - 340	20.6	16th	86 - 357	75.9	15th
1984-85	62 - 363	17.1	21st	74 - 311	76.2	14th
1985-86	93 - 425	21.9	12th	78 - 341	77.1	15th
1986-87	74 - 374	19.5	14th	72 - 319	77.4	15th
1987-88	110 - 500	22.0	6th	120 - 507	76.3	20th
1988-89	119 - 491	24.2	3rd	111 - 482	77.0	16th
1989-90	86 - 403	21.3	10th	94 - 372	74.7	20th
1990-91	89 - 388	22.9	3rd	73 - 351	79.2	16th
1991-92	92 - 427	21.5	4th	77 - 379	79.7	15th
1992-93	105 - 440	23.9	2nd	72 - 429	83.2	4th
TOTAL	1859 - 9064	20.5		1852 - 8323	77.7	

OPPONENT INDIVIDUAL GAME RECORDS VS. PENGUINS

Most Goals in a Game: 4 - 10 times - last time Vladimir Ruzicka (Boston), February 9, 1992 - in a 6-3 win vs Pittsburgh.

Most Assists in a Game: 6 - Patrick Sundstrom (Vancouver), February 29, 1984 - in a 9-5 win at Pittsburgh.

Most Points in a Game: 7 - Patrick Sundstrom (Vancouver), February 29, 1984 - in a 9-5 win at Pittsburgh (1g,6a).

Most Penalty Minutes in a Game: 48 - Jim Dorey (Toronto), October 10, 1968 - in a 2-2 tie vs Pittsburgh.

Most Shots on Goal in a Game: 13 - Phil Esposito (Boston), December 25, 1970 - in an 8-4 win vs Pittsburgh and Wilf Paiement (Colorado), February 6, 1977 - in a 5-2 win vs Pittsburgh.

The Penguins finished second overall with a 23.9 percentage on the power play in 1992-93, the highest finish in club history. They scored 105 power play goals, scoring at least one power play goal in 58 of their 84 games, and two or more in 31 games.

PENGUINS LEADERS BY SEASON

SEASON	GOALS	ASSISTS	POINTS
1967-68	22 - McDonald, Ab	39 - Bathgate, Andy	58 - Bathgate, Andy
1968-69	25 - McCreary, Keith	38 - Burns, Charlie	52 - Schinkel, Ken
1969-70	20 - Prentice, Dean	32 - Briere, Michel	51 - Prentice, Dean
1970-71	21 - McCreary, Keith - Prentice, Dean - Pronovost, Jean	32 - Hextall, Bryan	48 - Hextall, Bryan
1971-72	30 - Polis, Greg - Pronovost, Jean	44 - Apps, Syl	59 - Apps, Syl
1972-73	35 - McDonough, Al	56 - Apps, Syl	85 - Apps, Syl
1973-74	43 - MacDonald, Lowell	61 - Apps, Syl	85 - Apps, Syl
1974-75	43 - Pronovost, Jean	63 - Schock, Ron	86 - Schock, Ron
1975-76	53 - Larouche, Pierre	67 - Apps, Syl	111 - Larouche, Pierre
1976-77	33 - Pronovost, Jean	43 - Apps, Syl	64 - Pronovost, Jean
1977-78	40 - Pronovost, Jean	43 - Malone, Greg	65 - Pronovost, Jean
1978-79	35 - Malone, Greg	42 - Kindrachuk, Orest	65 - Malone, Greg
1979-80	30 - Kehoe, Rick	32 - Malone, Greg	60 - Kehoe, Rick
1980-81	55 - Kehoe, Rick	67 - Carlyle, Randy	88 - Kehoe, Rick
1981-82	36 - Bullard, Mike - Gardner, Paul	64 - Carlyle, Randy	85 - Kehoe, Rick
1982-83	29 - Kehoe, Rick	44 - Malone, Greg	67 - Shedden, Doug
1983-84	51 - Bullard, Mike	41 - Bullard, Mike	92 - Bullard, Mike
1984-85	43 - Lemieux, Mario	57 - Lemieux, Mario	100 - Lemieux, Mario
1985-86	48 - Lemieux, Mario	93 - Lemieux, Mario	141 - Lemieux, Mario
1986-87	54 - Lemieux, Mario	53 - Lemieux, Mario	107 - Lemieux, Mario
1987-88	70 - Lemieux, Mario	98 - Lemieux, Mario	168 - Lemieux, Mario
1988-89	85 - Lemieux, Mario	114 - Lemieux, Mario	199 - Lemieux, Mario
1989-90	45 - Lemieux, Mario	78 - Lemieux, Mario	123 - Lemieux, Mario
1990-91	40 - Recchi, Mark - Stevens, Kevin	73 - Recchi, Mark	113 - Recchi, Mark
1991-92	54 - Stevens, Kevin	87 - Lemieux, Mario	131 - Lemieux, Mario
1992-93	69 - Lemieux, Mario	91 - Lemieux, Mario	160 - Lemieux, Mario
SEASON	GAME-WINNING GOALS	POWER PLAY GOALS	SHORT-HANDED GOALS
1967-68	4 - Bathgate, Andy	6 - McDonald, Ab	1 - McDonald, Ab
1967-68	4 - Bathgate, Andy	6 - McDonald, Ab	1 - McDonald, Ab
1968-69	4 - McCreary, Keith	8 - McCreary, Keith - Schinkel, Ken	2 - Pronovost, Jean - Woytowich, Bob
1969-70	5 - Schinkel, Ken	12 - Prentice, Dean	1 - Fonteyne, Val - Schock, Ron
1970-71	3 - Bathgate, Andy - McCreary, Keith	7 - Bathgate, Andy - Prentice, Dean	2 - Schock, Ron
1971-72	5 - Hextall, Bryan	8 - Polis, Greg	2 - Schock, Ron
1972-73	5 - Pronovost, Jean	8 - Polis, Greg - Shack, Eddie	3 - Schock, Ron
1973-74	4 - McDonough, Al	9 - MacDonald, Lowell	4 - Apps, Syl
1974-75	9 - Pronovost, Jean	11 - Pronovost, Jean	4 - hadfield, Vic
1975-76	4 - Apps, Syl - Kelly, Bob	18 - Larouche, Pierre	2 - Morrison, Lew - Pronovost, Jean
1976-77	6 - Larouche, Pierre	8 - Larouche, Pierre	2 - Apps, Syl
1977-78	5 - Pronovost, Jean	12 - Pronovost, Jean	2 - Mahovich, Pete - Pronovost, Jean
1978-79	7 - Lee, Peter	10 - Lee, Peter	3 - Ferguson, George
1979-80	5 - Marshall, Paul	7 - Kehoe, Rick	3 - Ferguson, George
1980-81	5 - Kehoe, Rick - Schutt, Rod	20 - Kehoe, Rick	3 - Ferguson, George
1981-82	5 - Bullard, Mike	21 - Gardner, Paul	3 - Ferguson, George
1982-83	4 - Boutette, Pat	20 - Gardner, Paul	1 - Boutette, Pat - Carlyle, Randy - Shedden, Doug
1983-84	3 - Kehoe, Rick	15 - Bullard, Mike	2 - McClelland, Kevin
1984-85	3 - Babych, Wayne - Bullard, Mike - Shedden, Doug - Young, Warren	14 - Bullard, Mike	2 - Lamoureux, Mitch
1985-86	7 - Ruskowski, Terry	17 - Shedden, Doug	3 - Hannan, Dave
1986-87	5 - Cunneynworth, Randy	19 - Lemieux, Mario	3 - Quinn, Dan
1987-88	7 - Lemieux, Mario	22 - Lemieux, Mario	10 - Lemieux, Mario
1988-89	8 - Lemieux, Mario	31 - Lemieux, Mario	13 - Lemieux, Mario
1989-90	4 - Cullen, John - Lemieux, Mario - Recchi, Mark	14 - Lemieux, Mario	3 - Lemieux, Mario
1990-91	9 - Recchi, Mark	18 - Stevens, Kevin	4 - Bourque, Phil
1991-92	5 - Lemieux, Mario	19 - Stevens, Kevin	4 - Lemieux, Mario
1992-93	10 - Lemieux, Mario	26 - Stevens, Kevin	6 - Lemieux, Mario

PENGUINS LEADERS BY SEASONS

SEASON	PENALTY MINUTES	SHOTS	PLUS/MINUS
1967-68	74 - Boivin, Leo	293 - Bathgate, Andy	-2 - Andrea, Paul
1968-69	81 - McCallum, Dunc	226 - Schinkel, Ken	0 - Ubricco, Gene
1969-70	189 - Watson, Bryan	225 - Schinkel, Ken	-1 - Watson, Bryan
1970-71	133 - Hextall, Bryan	225 - Pronovost, Jean	+10 - Boyer, Wally
1971-72	212 - Watson, Bryan	214 - Pronovost, Jean	+18 - Apps, Syl
1972-73	179 - Wtson, Bryan	284 - McDonough, Al	+37 - MacDonald, Lowell
1973-74	138 - Durbano, Steve	260 - MacDonald, Lowell	+21 - Apps, Syl
1974-75	172 - Campbell, Colin	275 - Pronovost, Jean	+29 - Wilkins, Barry
1975-76	161 - Durbano, Steve	319 - Larouche, Pierre	+27 - Burrows, Dave
1976-77	115 - Kelly, Bob	250 - Kehoe, Rick	+13 - Kelly, Bob
1977-78	378 - Schultz, Dave	219 - Pronovost, Jean	+4 - Mahovich, Pete
1978-79	157 - Schultz, Dave	219 - Lee, Peter	+21 - Stackhouse, Ron
1979-80	166 - Clackson, Kim	239 - Kehoe, Rick	+16 - Stackhouse, Ron
1980-81	204 - Baxter, Paul	299 - Kehoe, Rick	+4 - Johnson, Mark
1981-82	409 - Baxter, Paul	249 - Kehoe, Rick	+9 - Sheppard, Greg
1982-83	238 - Baxter, Paul	203 - Kehoe, Rick	-9 - Lee, Peter
1983-84	297 - Rissling, Gary	214 - Flockhart, Ron	+3 - Maxwell, Bryan
1984-85	209 - Rissling, Gary	209 - Lemieux, Mario	-6 - Rissling, Gary
1985-86	174 - Frawley, Dan	276 - Lemieux, Mario	+15 - Blaisdell, Mike
1986-87	218 - Frawley, Dan	267 - Lemieux, Mario	+14 - Cunneynworth, Randy
1987-88	206 - Buskas, Rod	382 - Lemieux, Mario	+23 - Lemieux, Mario
1988-89	285 - Caulfield, Jay	342 - Coffey, Paul	+41 - Lemieux, Mario
1989-90	171 - Kevin Stevens	324 - Coffey, Paul	+11 - Hillier, Randy
1990-91	211 - Samuelsson, Ulf	253 - Stevens, Kevin	+17 - Roberts, Gord
1991-92	252 - Stevens, Kevin	325 - Stevens, Kevin	+33 - Murphy, Larry
1992-93	252 - Tocchet, Rick	326 - Stevens, Kevin	+55 - Lemieux, Mario

SEASON	GOALS AGAINST AVERAGE	SHUTOUTS	WINS
1967-68	2.86 - Bassen, Hank	6 - Binkley, Lea	20 - Binkley, Les
1968-69	3.20 - Daley, Joe	2 - Daley, Joe	10 - Binkley, Les
1969-70	3.03 - Smith, Al	3 - Binkley, Les	- Daley, Joe
1970-71	2.86 - Binkley, Les	2 - Binkley, Les	15 - Smith, Al
1971-72	3.22 - Rutherford, Jim	- Smith, Al	11 - Binkley, Les
1972-73	2.91 - Rutherford, Jim	1 - Rutherford, Jim	17 - Rutherford, Jim
1973-74	3.44 - Rutherford, Jim	3 - Rutherford, Jim	20 - Rutherford, Jim
1974-75	3.09 - Inness, Gary	1 - Brown, Andy	13 - Brown, Andy
1975-76	3.45 - Plasse, Michel	2 - Inness, Gary	24 - Inness, Gary
1976-77	2.94 - Herron, Denis	2 - Plasse, Michel	24 - Plasse, Michel
1977-78	3.57 - Herron, Denis	5 - Wilson, Dunc	18 - Wilson, Dunc
1978-79	3.37 - Herron, Denis	None	20 - Herron, Denis
	- Millen, Greg	2 - Millen, Greg	22 - Herron, Denis
1979-80	3.64 - Millen, Greg	2 - Millen, Greg	18 - Millen, Greg
1980-81	4.16 - Millen, Greg	None	25 - Millen, Greg
1981-82	3.79 - Dion, Michel	1 - Edwards, Gary	25 - Dion, Michel
1982-83	4.26 - Dion, Michel	1 - Herron, Denis	12 - Dion, Michel
1983-84	4.08 - Herron, Denis	1 - Herron, Denis	8 - Herron, Denis
1984-85	4.42 - Romano, Roberto	- Romano, Roberto	10 - Herron, Denis
1985-86	3.56 - Romano, Roberto	1 - Herron, Denis	
1986-87	3.43 - Meloche, Gilles	- Romano, Roberto	21 - Romano, Roberto
1987-88	3.35 - Guenette, Steve	2 - Romano, Roberto	13 - Meloche, Gilles
		None	12 - Guenette, Steve
1988-89	4.04 - Barrasso, Tom	1 - Guenette, Steve	
1989-90	4.17 - Young, Wendell	- Pietrangelo, Frank	18 - Barrasso, Tom
1990-91	3.59 - Barrasso, Tom	None	16 - Young, Wendell
1991-92	3.53 - Barrasso, Tom	1 - Young, Wendell	27 - Barrasso, Tom
1992-93	3.01 - Barrasso, Tom	1 - Barrasso, Tom	25 - Barrasso, Tom
		4 - Barrasso, Tom	43 - Barrasso, Tom

PENGUINS TEAM RECORDS

SEASON

(All records were set in 80 games or less except where noted.)

POINTS

Most Overall:	119	(1992-93) (56 wins & 7 ties) (84 games)
	89	(1974-75) (37 wins & 15 ties)
Most Home:	66	(1992-93) (31 wins & 4 ties) (84 games)
	60	(1974-75) (25 wins & 10 ties)
Most Road:	49	(1992-93) (23 wins & 3 ties) (84 games)
	39	(1991-92) (18 wins & 3 ties)
Fewest Overall:	38	(1983-84) (16 wins & 6 ties)
Fewest Home:	18	(1983-84) (7 wins & 4 ties)
Fewest Road:	13	(1982-83) (4 wins & 5 ties)

WINS

Most Overall:	56	(1992-93) (84 games)
	41	(1990-91)
Most Home:	31	(1992-93) (84 games)
	25	(1974-75) & (1990-91)
Most Road:	23	(1992-93) (84 games)
	18	(1991-92)
Fewest Overall:	16	(1983-84)
Fewest Home:	7	(1983-84)
Fewest Road:	3	(1970-71)

LOSSES

Most Overall:	58	(1983-84)
Most Home:	29	(1983-84)
Most Road:	31	(1982-83)
Fewest Overall:	21	(1992-93) (84 games)
Fewest Home:	5	(1974-75)
Fewest Road:	15	(1992-93) (84 games)

TIES

Most Overall:	20	(1970-71)
Most Home:	10	(1967-68) & (1974-75)
Most Road:	11	(1970-71)
Fewest Overall:	6	(1990-91)
Fewest Home:	3	(1980-81), (1988-89), (1989-90) & (1990-91)
Fewest Road:	3	(Six times - last time - 1992-93)

GOALS

Most For Overall:	367	(1992-93) (84 games)
	347	(1988-89)
Most For Home:	198	(1992-93) (84 games)
	196	(1975-76)
Most For Road:	162	(1988-89)
Most Against Overall:	394	(1982-83)
Most Against Home:	182	(1983-84)
Most Against Road:	224	(1982-83)
Fewest For Overall:	182	(1969-70)
Fewest For Home:	99	(1968-69)
Fewest For Road:	77	(1969-70)
Fewest Against Overall:	216	(1967-68)
Fewest Against Home:	92	(1970-71)
Fewest Against Road:	115	(1967-68)

ASSISTS

Most For:	633	(1992-93) (84 games)
	596	(1991-92)
Most Against:	665	(1982-83)
Fewest For:	294	(1969-70)
Fewest Against:	338	(1967-68)

POINTS

Most For:	1000	(1992-93) (84 games)
	939	(1991-92)
Most Against:	1049	(1982-83)
Fewest For:	476	(1969-70)
Fewest Against:	554	(1967-68)

PENGUINS TEAM RECORDS

SEASON RECORDS

PENALTIES

Most For:	897	(1988-89)
Fewest For:	248	(1967-68)
Most Against:	906	(1988-89)
Fewest Against:	330	(1967-68)

PENALTY MINUTES

Most For:	2670	(1988-89)
Fewest For:	554	(1967-68)
Most Against:	2702	(1988-89)
Fewest Against:	750	(1967-68)

MINORS

Most For:	773	(1987-88)
Fewest For:	237	(1967-68)
Most Against:	752	(1987-88)
Fewest Against:	315	(1967-68)

MAJORS

Most For:	118	(1988-89)
Fewest For:	1	(1967-68)
Most Against:	114	(1988-89)
Fewest Against:	6	(1967-68)

MISCONDUCTS

Most For:	69	(1981-82)
Fewest For:	1	(1968-69)
Most Against:	87	(1981-82)
Fewest Against:	7	(1976-77)

SHOTS ON GOAL

Most For:	2761	(1974-75)
Fewest For:	2231	(1968-69)
Most Against:	2908	(1983-84)
Fewest Against:	2168	(1987-88)

POWER PLAY CHANCES

Most For:	500	(1987-88)
Fewest For:	262	(1977-78) & (1979-80)
Most Against:	507	(1987-88)
Fewest Against:	193	(1967-68)

POWER PLAY GOALS

Most For:	119	(1988-89) **
Fewest For:	37	(1967-68)
Most Against:	120	(1987-88)
Fewest Against:	31	(1967-68)

POWER PLAY PERCENTAGE

Highest For:	24.7	(1981-82)
Lowest For:	13.6	(1967-68)
Highest Against:	27.4	(1982-83)
Lowest Against:	16.1	(1967-68)

SHORT-HANDED GOALS

Most For:	21	(1988-89)
Fewest For:	2	(1967-68) & (1968-69)
Most Against:	22	(1984-85) **
Fewest Against:	4	(1973-74), (1978-79) & (1979-80)

KEY: ** = NHL RECORD

SEASON RECORDS

80 or More-Point Men in a Season

- Most For: 6 (1992-93) (Mario Lemieux 160, Kevin Stevens 111, Rick Tocchet 109, Ron Francis 100, Jaromir Jagr 94 & Larry Murphy 85)
 Fewest For: 0 (10 times - last time in 1982-83)

90 or More-Point Men in a Season

- Most For: 5 (1992-93) (Mario Lemieux 160, Kevin Stevens 111, Rick Tocchet 109, Ron Francis 100 & Jaromir Jagr 94)
 Fewest For: 0 (15 times - last time in 1982-83)

100 or More-Point Men in a Season

- Most For: 4 (1992-93) (Mario Lemieux 160, Kevin Stevens 111, Rick Tocchet 109 & Ron Francis 100)
 Fewest For: 0 (16 times - last time in 1983-84)

20 or More-Goal Men in a Season

- Most For: 9 (2 times - last time 1989-90)
 Fewest For: 1 (1968-69) (Keith McCreary 25)

30 or More-Goal Men in a Season

- Most For: 5 (2 times - last time 1992-93)
 Fewest For: 0 (5 times - last time in 1982-83)

40 or More-Goal Men in a Season

- Most For: 3 (2 times - last time 1992-93)
 Fewest For: 0 (11 times - last time in 1982-83)

50 or More-Goal Men in a Season

- Most For: 2 (2 times - last time 1992-93)
 Fewest For: 0 (17 times - last time in 1989-90)

40 or More-Assist Men in a Season

- Most For: 7 (1975-76) (Syl Apps 67, Ron Stackhouse 60, Pierre Larouche 58, Jean Pronovost 52, Rick Kehoe 47, Ron Schock 44 & Lowell MacDonald 43)
 Fewest For: 0 (5 times - last time in 1979-80)

50 or More-Assist Men in a Season

- Most For: 6 (1992-93) (Mario Lemieux 91, Ron Francis 76, Larry Murphy 63, Rick Tocchet 61, Jaromir Jagr 60 & Kevin Stevens 56)
 Fewest For: 0 (11 times - last time in 1983-84)

60 or More-Assist Men in a Season

- Most For: 5 (1992-93) (Mario Lemieux 91, Ron Francis 76, Larry Murphy 63, Rick Tocchet 61 & Jaromir Jagr 60)
 Fewest For: 0 (14 times - last time in 1986-87)

100 or More-Penalty Minute Men in a Season

- Most For: 15 (1988-89) (Jay Caufield 285, Paul Coffey 193, Troy Loney 165, Jim Johnson 163, Dave Hannan 157, Randy Cunneyworth 156, Randy Hillier 141, Richard Zemlak 135, Steve Dykstra 126, Bob Errey 124, Rob Brown 118, John Cullen 112, Rod Buskas 105, Dan Quinn 102 & Mario Lemieux 100)
 Fewest For: 0 (2 times - last time 1968-69)

200 or More-Penalty Minute Men in a Season

- Most For: 3 (1981-82) (Paul Baxter 409, Pat Price 322 & Pat Boutette 230)
 Fewest For: 0 (13 times - last time in 1990-91)

PENGUINS TEAM RECORDS

PERIOD RECORDS

MOST GOALS

For, Home:	8	vs San Jose (December 17, 1991)
For, Road:	6	at San Jose (December 5, 1991)
Against, Home:	6	vs Minnesota (February 3, 1982)
	6	vs Minnesota (January 12, 1983)
	6	vs Montreal (January 15, 1983)
	6	vs Quebec (February 16, 1985)
	6	vs NY Rangers (January 3, 1991)
	6	vs NY Rangers (November 25, 1992)
Against, Road:	7	at Philadelphia (March 22, 1984)
For, Both Teams, Home:	8	vs St. Louis (November 22, 1972)
	8	vs Vancouver (October 6, 1976)
	8	vs Montreal (January 11, 1978)
	8	vs Detroit (November 4, 1978)
	8	vs Montreal (January 15, 1983)
	8	vs NY Islanders (October 28, 1990)
	8	vs Toronto (February 21, 1991)
	8	vs San Jose (December 17, 1991)
For, Both Teams, Road:	8	at Vancouver (March 16, 1974)
	8	at Hartford (November 30, 1979)
	8	at Hartford (December 26, 1980)

MOST ASSISTS

For, Home:	11	vs St. Louis (November 22, 1972)
For, Road:	11	at San Jose (December 5, 1991)
Against, Home:	12	vs Quebec (February 16, 1985)
Against, Road:	13	at Philadelphia (March 22, 1984)
For, Both Teams, Home:	15	vs Vancouver (October 6, 1976)
For, Both Teams, Road:	14	at NY Islanders (December 11, 1976)
	14	at Hartford (December 26, 1980)

MOST POINTS

For, Home:	18	vs St. Louis (November 22, 1972)
For, Road:	17	at San Jose (December 5, 1991)
Against, Home:	18	vs Quebec (February 16, 1985)
Against, Road:	20	at Philadelphia (March 22, 1984)
For, Both Teams, Home:	23	vs Vancouver (October 6, 1976)
For, Both Teams, Road:	21	at Vancouver (March 16, 1974)
	21	at NY Islanders (December 11, 1976)

PENALTIES

Most For, Home:	24	vs Edmonton (January 19, 1980) (9-7-8)
Most For, Road:	32	at NY Rangers (Oct. 30, 1988) (14-12-6)
Most by Opponent, Home:	22	at New Jersey (March 25, 1989) (17-3-2)
Most by Opponent, Road:	33	vs Philadelphia (Dec. 8, 1988) (18-9-6)
Most For, Both Teams, Home:	43	vs Edmonton (January 19, 1980)
Most For, Both Teams, Road:	64	at Philadelphia (December 8, 1988)

Four different Penguins players recorded 10 hat tricks during the 1992-93 season. Mario Lemieux tied a club record, scoring five goals on April 9 at the New York Rangers. Lemieux extended his club record to 31 career hat tricks, with four last season. It was his eighth consecutive season recording a hat trick. Kevin Stevens had three hat tricks, while Rick Tocchet had two.

PENGUINS TEAM RECORDS

PERIOD RECORDS

PENALTY MINUTES

Most For, Home:	133	vs Edmonton (January 19, 1980)
Most For, Road:	146	at NY Rangers (October 30, 1988)
Most by Opponent, Home:	110	vs Edmonton (January 19, 1980)
Most by Opponent, Road:	141	at Philadelphia (December 8, 1988)
Most For, Both Teams, Home:	243	vs Edmonton (January 19, 1980)
Most For, Both Teams, Road:	272	at NY Rangers (October 30, 1988)

MOST SHOTS

For, Home:	27	vs Washington (Low) (March 15, 1975)
For, Road:	25	at San Jose (Myllys) (March 6, 1992)
Against, Home:	25	vs Vancouver (Barrasso) (Jan. 7, 1989)
Against, Road:	28	at NY Islanders (Herron) (Dec. 5, 1978)

FEWEST SHOTS

For, Home:	1	vs NY Rangers (Froese) (Dec. 19, 1987)
For, Road:	1	at Boston (Cheevers) (Dec. 15, 1968)
	1	at NY Rangers (Giacomin) (March 8, 1970)
	1	at Chicago (Esposito) (February 10, 1974)
	1	at Montreal (Penney) (October 13, 1985)
	1	at Detroit (Hanlon) (Feb. 23, 1989)
	1	at New Jersey (Billington) (Jan. 2, 1992)
Against, Home:	1	vs NY Rangers (Holland) (Nov. 24, 1979)
	1	vs Calgary (Dion) (March 7, 1982)
	1	vs Washington (Riggin) (Nov. 11, 1987)
Against, Road:	1	at Washington (Herron) (January 6, 1977)

MOST SAVES

For, Home:	23	vs Vancouver (Barrasso) (Jan. 7, 1989)
For, Road:	25	at NY Islanders (Herron) (Dec. 5, 1978)
Against, Home:	24	vs Hartford (Veisor) (February 19, 1981)
Against, Road:	22	at Minnesota (Worsley) (March 23, 1974)

FEWEST SAVES

For, Home:	0	vs Boston (Barrasso) (March 14, 1989)
For, Road:	1	at St. Louis (Binkley) (March 19, 1970)
	1	at Los Angeles (Hoganson/Smith) (March 20, 1971)
	1	at Washington (Herron) (January 6, 1977)
	1	at Boston (Dion) (November 14, 1981)
	1	at St. Louis (Meloche) (Dec. 12, 1987)
By Opponent, Home:	1	vs Toronto (Palmateer) (Dec. 26, 1976)
	1	vs Buffalo (Desjardins) (Jan. 15, 1977)
	1	vs NY Rangers (Froese) (Dec. 19, 1987)
	1	vs Quebec (Tanner/Tugnutt) (Oct. 25, 1990)
By Opponent, Road:	0	at Boston (Cheevers) (December 15, 1968)

The Penguins set team records for points (119), home points (66), road points (49), wins (56), home wins (31), road wins (23), goals (367) and consecutive wins (17) during the 1992-93 season. The 17 consecutive wins is an NHL record.

PENGUINS TEAM RECORDS

GAME RECORDS

MOST GOALS

For, Home:	12	vs Washington (March 15, 1975)
	12	vs Toronto (December 26, 1991)
For, Road:	10	at NY Rangers (April 9, 1993)
Against, Home:	11	vs NY Rangers (November 25, 1992)
Against, Road:	13	at Philadelphia (March 22, 1984)
For, Two Games:	18	(March 15 to March 16, 1975)
	18	(December 23 to December 26, 1991)
For, Three Games:	18	(December 26 to December 28, 1991)
For, Four Games:	24	(December 26 to December 29, 1991)
For, Five Games:	30	(December 23 to December 29, 1991)
Against, Two Games:	39	(December 17 to December 26, 1991)
Against, Three Games:	19	(March 22 to March 24, 1984)
Against, Four Games:	23	(four times-last time-March 1985)
Against, Five Games:	28	(five times-last time-March 1985)
For, Both Teams, Home:	34	(five times-last time-March 1985)
	17	vs Edmonton (February 19, 1983)
		(Edmonton 10, Pittsburgh 7)
For, Both Teams, Road:	17	at Philadelphia (March 22, 1984)
		(Philadelphia 13, Pittsburgh 4)

FEWEST GOALS

For, Two Games:	0	(four times-last time-Feb. 1980)
For, Three Games:	1	(October 31 to November 4, 1973)
For, Four Games:	2	(October 31 to November 7, 1973)
Against, Two Games:	0	(February 8 to February 10, 1993)
Against, Three Games:	1	(February 20 to February 24, 1973)
	1	(February 8 to February 13, 1993)
Against, Four Games:	3	(February 20 to February 25, 1973)
	3	(January 31 to February 13, 1993)

LARGEST MARGIN OF VICTORY

Home:	11	(12-1 vs Washington - March 15, 1975)
	11	(12-1 vs Toronto - December 26, 1991)
Road:	8	(8-0 at San Jose - December 5, 1991)

LARGEST MARGIN OF DEFEAT

Home:	8	(9-1 vs Montreal - October 23, 1976)
	8	(9-1 vs Buffalo - April 5, 1980)
	8	(8-0 vs Washington - October 29, 1991)
	8	(11-3 vs NY Rangers - November 25, 1992)
Road:	12	(12-0 at Montreal - February 22, 1979)

MOST ASSISTS

For, Home:	20	vs Washington (March 15, 1975)
	20	vs Toronto (December 26, 1991)
For, Road:	17	at NY Rangers (December 3, 1990)
Against, Home:	19	vs NY Rangers (November 25, 1992)
Against, Road:	22	at Philadelphia (March 22, 1984)
For, Both Teams, Home:	28	vs Edmonton (February 19, 1983)
	28	vs NY Islanders (February 6, 1990)
For, Both Teams, Road:	29	at Hartford (December 26, 1980)

MOST POINTS

For, Home:	32	vs Washington (March 15, 1975)
	32	vs Toronto (December 26, 1991)
For, Road:	25	at NY Rangers (December 3, 1990)
Against, Home:	30	vs NY Rangers (November 25, 1992)
Against, Road:	35	at Philadelphia (March 22, 1984)
For, Both Teams, Home:	45	vs Edmonton (February 19, 1983)
For, Both Teams, Road:	45	at Hartford (December 26, 1980)
	45	at Philadelphia (March 22, 1984)

MOST POWER PLAY GOALS

For:	6	vs Toronto (December 12, 1986)
Against:	5	vs New Jersey (October 29, 1986)
	5	at Buffalo (October 12, 1988)
	5	at Hartford (February 26, 1989)
	5	at Boston (October 5, 1989)
For, Both Teams:	10	vs New Jersey (October 29, 1989)
		(5 - Pittsburgh & 5 - New Jersey)

PENGUINS TEAM RECORDS

GAME RECORDS

MOST POWER PLAY CHANCES

For:	12 vs New Jersey (March 1, 1989)
	12 vs NY Islanders (February 6, 1990)
Against:	14 vs Washington (October 11, 1988)
For, Both Teams:	22 at Washington (January 1, 1988)
	(9 - Pittsburgh & 13 - Washington)
	22 vs Philadelphia (March 19, 1988)
	(10 - Pittsburgh & 12 - Philadelphia)

MOST SHORT-HANDED GOALS

For:	2 (12 times - last time April 9, 1993)
Against:	3 at Toronto (November 16, 1988)
For, Both Teams:	4 vs Chicago (December 6, 1988)
	(2 - Pittsburgh & 2 - Chicago)

PENALTIES

Most For, Home:	28 vs Edmonton (Jan. 19, 1980) (12-8-8)
Most For, Road:	32 at NY Rangers (Oct. 30, 1988) (14-10-8)
Most by Opponent, Home:	24 vs Edmonton (Jan. 19, 1980) (9-9-6)
	24 vs Washington (Nov. 25, 1989) (13-7-4)
Most by Opponent, Road:	27 at NY Rangers (Oct. 30, 1988) (12-8-7)
Most by Both Teams, Home:	52 vs Edmonton (January 19, 1980)
Most by Both Teams, Road:	50 at NY Islanders (October 14, 1982)

PENALTY MINUTES

Most For, Home:	144 vs Edmonton (Jan. 19, 1980) (12-8-8)
Most For, Road:	158 at NY Rangers (Oct. 30, 1988) (14-10-8)
Most by Opponent, Home:	123 vs Edmonton (Jan. 19, 1980) (9-9-6)
Most by Opponent, Road:	134 at NY Rangers (Oct. 30, 1988) (12-8-7)
Most by Both Teams, Home:	267 vs Edmonton (Jan. 19, 1980)
	(Pittsburgh 144, Edmonton 123)
Most by Both Teams, Road:	292 at NY Rangers (Oct. 30, 1988)
	(Pittsburgh 158, NY Rangers 134)

SHOTS

Most For, Home:	65 vs Washington (Low/Belhumer)
	(March 15, 1975)
Most For, Road:	49 at Toronto (Hamel) (November 20, 1974)
	49 at Chicago (Esposito)
	(February 25, 1979)
Most Against, Home:	55 vs Montreal (Wilson/Laxton)
	(October 23, 1976)
Most Against, Road:	62 at Chicago (Barrasso) (March 12, 1989)
Fewest For, Home:	17 vs Philadelphia (St.Croix)
	(October 23, 1982)
	17 vs Philadelphia (Hextall)
	(December 29, 1988)
	17 vs Calgary (Vernon) (February 12, 1989)
	17 vs Calgary (Vernon) (March 24, 1990)
	14 at Boston (Gilbert) (March 27, 1977)
Fewest For, Road:	13 vs Los Angeles (Smith) (Oct. 22, 1969)
Fewest Against, Home:	15 at California (Binkley) (Oct. 17, 1971)

SAVES

Most For, Home:	48 vs Philadelphia (Dion) (Oct. 23, 1982)
Most For, Road:	57 at Chicago (Barrasso) (March 12, 1989)
Most Against, Home:	53 vs Montreal (Thomas) (March 10, 1974)
Most Against, Road:	47 at Chicago (Esposito) (Feb. 25, 1979)
Fewest For, Home:	11 vs Los Angeles (Smith) (Oct. 22, 1969)
	11 vs NY Rangers (Millen) (Dec. 22, 1979)
Fewest For, Road:	11 at Vancouver (Riggin/Guenette)
	(November 17, 1987)
Fewest by Opponent, Home:	13 vs Philadelphia (St. Croix)
	(October 23, 1982)
Fewest by Opponent, Road:	9 at Montreal (Penney) (Oct. 13, 1984)

PENGUINS TEAM RECORDS

GOALTENDER RECORDS

MOST GAMES

All Time:	290 - Denis Herron
One Season:	63 - Greg Millen (1980-81) 63 - Tom Barrasso (1992-93)
Home, One Season:	34 - Greg Millen (1980-81) 34 - Michel Dion (1981-82)
Road, One Season:	31 - Denis Herron (1978-79)

MOST MINUTES PLAYED

All Time:	16,104 - Denis Herron
One Season:	3,721 - Greg Millen (1980-81)
Home, One Season:	2,040 - Greg Millen (1980-81)
Road, One Season:	1,787 - Tom Barrasso (1992-93)

MOST GOALS AGAINST

All Time:	1040 - Denis Herron
One Season:	258 - Greg Millen (1980-81)
Home, One Season:	128 - Greg Millen (1980-81)
Road, One Season:	130 - Greg Millen (1980-81)

LOWEST GOALS AGAINST AVERAGE

All Time:	2.86 - Hank Bassen
One Season:	2.86 - Hank Bassen (1967-68) 2.86 - Les Binkley (1970-71)
Home, One Season:	2.02 - Al Smith (1970-71)
Road, One Season:	2.81 - Dunc Wilson (1976-77)

MOST SHUTOUTS

All Time:	11 - Les Binkley
One Season:	6 - Les Binkley (1967-68)
Home, One Season:	3 - Les Binkley (1967-68)
Road, One Season:	3 - Les Binkley (1967-68)

HIGHEST WINNING PERCENTAGE

All Time:	.591 - Tom Barrasso (120-79-27)
One Season:	.734 - Tom Barrasso (1992-93) (43-14-5)

MOST SAVES

All Time:	8,072 - Denis Herron
One Season:	1,920 - Denis Herron (1977-78)
Home, One Season:	938 - Denis Herron (1977-78)
Road, One Season:	982 - Denis Herron (1977-78)
Per Game, All Time:	30.6 - Joe Daley
Per Game, One Season:	32.6 - Denis Herron (1977-78)
Per Game, Home, One Season:	31.2 - Joe Daley (1968-69)
Per Game, Road, One Season:	35.8 - Denis Herron (1977-78)
Best Save Pct., All Time:	.908 - Hank Bassen
Best Save Pct., One Season:	.912 - Jim Rutherford (1972-73)

Tom Barrasso set club records for wins (43), home wins (24), road wins (19), consecutive wins (14), career wins (120) and assists by a goaltender (8) during the 1992-93 season.

PENGUINS TEAM RECORDS

GOALTENDER RECORDS

MOST WINS

All Time:	120 - Tom Barrasso
One Season:	43 - Tom Barrasso (1992-93)
Home, One Season:	24 - Tom Barrasso (1992-93)
Road, One Season:	19 - Tom Barrasso (1992-93)

MOST LOSSES

All Time:	133 - Denis Herron
One Season:	31 - Les Binkley (1968-69)
Home, One Season:	17 - Les Binkley (1968-69)
Road, One Season:	17 - Les Binkley (1967-68)
	17 - Michel Dion (1981-82)

MOST TIES

All Time:	44 - Denis Herron
One Season:	15 - Denis Herron (1977-78)
Home, One Season:	9 - Les Binkley (1967-68)
Road, One Season:	7 - Denis Herron (1977-78) & (1978-79)
	7 - Greg Millen (1980-81)

LONGEST CONSECUTIVE STREAKS

Wins:	14 - Tom Barrasso (Mar. 9 to Apr. 9, 1993)
Home, Wins:	13 - Jim Rutherford (Feb. 16 to Nov. 22, 1972)
Road, Wins:	6 - Tom Barrasso (Mar. 14 to Apr. 9, 1993)
Losses:	9 - Michel Dion (Dec. 20, 1983 to Mar. 1, 1984)
Home, Losses:	5 - Denis Herron (Oct. 18 to Nov. 16, 1983)
	5 - Michel Dion (Apr. 3 to Oct. 22, 1982)
Road, Losses:	10 - Joe Daley (Nov. 13, 1968 to Mar. 20, 1969)
	10 - Denis Herron (Dec. 22, 1984 to Mar. 30, 1985)
Unbeaten:	15 - Tom Barrasso (Mar. 9 to Apr. 14, 1993)(14-0-1)
Home, Unbeaten:	18 - Michel Plasse (Jan. 11 to Dec. 31, 1975)(14-0-4)
Road, Unbeaten:	7 - Denis Herron (Mar. 13 to Mar. 27, 1979)(5-0-2)
Winless:	15 - Al Smith (Jan. 28 to Apr. 1, 1971)(0-10-5)
Home, Winless:	9 - Les Binkley (Nov. 6 to Dec. 21, 1968)(0-8-1)
Road, Winless:	26 - Al Smith (Mar. 5, 1970 to Apr. 1, 1971)(0-18-8)
Games Played:	26 - Greg Millen (Feb. 7 to Apr. 4, 1981) (11-10-5)
	22 - Les Binkley (Jan. 12 to Mar. 2, 1967) (7-10-5)
	20 - Denis Herron (Jan. 29 to Mar. 14, 1978) (6-7-7)

LONGEST SHUTOUT SEQUENCE:

Individual:	132:24 - Jim Rutherford (Feb. 22 to Feb. 25, 1973)
	118:18 - Tom Barrasso (Feb. 8 to Feb. 13, 1993)
	115:13 - Les Binkley (Dec. 25 to Dec. 29, 1967)
Team:	187:30 - Ken Wregget and Tom Barrasso (Jan. 31 to Feb. 13, 1993)
	134:17 - Dunc Wilson and Denis Herron (Mar. 8 to Mar. 12, 1977)
	132:24 - Jim Rutherford (Feb. 22 to Feb. 25, 1973)
	132:13 - Greg Millen and Rob Holland (Dec. 16 to Dec. 20, 1979)
	124:05 - Joe Daley and Al Smith (Feb. 25 to Feb. 28, 1970)
Against:	183:15 - (Jan. 31 to Feb. 9, 1980)
	170:29 - (Oct. 31 to Nov. 7, 1973)
	158:13 - (Feb. 19 to Feb. 26, 1972)

The Penguins recorded the longest shutout sequence in club history last season, not allowing a goal for 187 minutes and 30 seconds. This broke the previous club record of 134 minutes and 17 seconds set in March of 1977. The streak began on January 28 at Washington and ended on February 13 vs Chicago. The Penguins recorded back-to-back shutouts on February 8 vs Boston in Atlanta and February 10 at the New York Rangers, the first time in club history the Penguins have had consecutive shutouts.

PENGUINS TEAM RECORDS

INDIVIDUAL RECORDS

ALL-TIME

MOST GAMES PLAYED:	753 - Jean Pronovost
MOST CONSECUTIVE GAMES:	320 - Ron Schock
MOST GOALS:	477 - Mario Lemieux
MOST ASSISTS:	697 - Mario Lemieux
MOST POINTS:	1174 - Mario Lemieux
MOST PENALTY MINUTES:	980 - Troy Loney
MOST POWER PLAY GOALS:	148 - Mario Lemieux
MOST SHORT-HANDED GOALS:	37 - Mario Lemieux
MOST GAME-WINNING GOALS:	46 - Mario Lemieux

SEASON

(All records set in 80 or less game season, except where noted.)

MOST GOALS IN A SEASON:

Overall:	85 - Mario Lemieux (1988-89)
Center:	85 - Mario Lemieux (1988-89)
Right Wing:	55 - Rick Kehoe (1980-81)
Left Wing:	55 - Kevin Stevens (1992-93) (84 games)
	54 - Kevin Stevens (1991-92)
Defense:	30 - Paul Coffey (1988-89)
Rookie:	43 - Mario Lemieux (1984-85)
Rookie Defenseman:	12 - Zarley Zalapski (1988-89)

MOST ASSISTS IN A SEASON:

Overall:	114 - Mario Lemieux (1988-89)
Center:	114 - Mario Lemieux (1988-89)
Right Wing:	73 - Mark Recchi (1990-91)
Left Wing:	69 - Kevin Stevens (1991-92)
Defense:	83 - Paul Coffey (1988-89)
Rookie:	57 - Mario Lemieux (1984-85)
Rookie Defenseman:	33 - Zarley Zalapski (1988-89)
Goalie:	8 - Tom Barrasso (1992-93) (84 games)
	5 - Tom Barrasso (1990-91)
	5 - Tom Barrasso (1988-89)

MOST POINTS IN A SEASON:

Overall:	199 - Mario Lemieux (1988-89)
Center:	199 - Mario Lemieux (1988-89)
Right Wing:	115 - Rob Brown (1988-89)
Left Wing:	123 - Kevin Stevens (1991-92)
Defense:	113 - Paul Coffey (1988-89)
Rookie:	100 - Mario Lemieux (1984-85)
Rookie Defenseman:	45 - Zarley Zalapski (1988-89)

MOST PENALTY MINUTES IN A SEASON:

Overall:	409 - Paul Baxter (1981-82)
Center:	157 - Dave Hannan (1988-89)
Right Wing:	285 - Jay Caufield (1988-89)
Left Wing:	378 - Dave Schultz (1977-78)
Defense:	409 - Paul Baxter (1981-82)
Rookie:	285 - Jay Caufield (1988-89)
Goalie:	60 - Andy Brown (1973-74)

MOST SHOTS ON GOAL IN A SEASON:

Overall:	382 - Mario Lemieux (1987-88)
Center:	382 - Mario Lemieux (1987-88)
Right Wing:	299 - Jean Pronovost (1975-76)
	299 - Rick Kehoe (1980-81)
Left Wing:	326 - Kevin Stevens (1992-93) (84 games)
	325 - Kevin Stevens (1991-92)
Defense:	342 - Paul Coffey (1988-89)
Rookie:	209 - Mario Lemieux (1984-85)

MOST POWER PLAY GOALS IN A SEASON:

Overall:	31 - Mario Lemieux (1988-89)
Center:	31 - Mario Lemieux (1988-89)
Right Wing:	24 - Rob Brown (1988-89)
Left Wing:	26 - Kevin Stevens (1992-93) (84 games)
	19 - Kevin Stevens (1991-92)
Defense:	13 - Doug Bodger (1987-88)
Rookie:	13 - Rob Brown (1987-88)
Rookie Defenseman:	5 - Zarley Zalapski (1988-89)

PENGUINS TEAM RECORDS

INDIVIDUAL RECORDS

MOST POWER PLAY ASSISTS IN A SEASON:

Overall:	58 - Mario Lemieux (1987-88)
Center:	58 - Mario Lemieux (1987-88)
Right Wing:	33 - Rick Kehoe (1981-82)
Left Wing:	27 - Pat Boutette (1981-82)
Defense:	53 - Paul Coffey (1988-89)
Rookie:	23 - Zarley Zalpaski (1988-89)

MOST POWER PLAY POINTS IN A SEASON:

Overall:	80 - Mario Lemieux (1988-89) & (1987-88)
Center:	80 - Mario Lemieux (1988-89) & (1987-88)
Right Wing:	50 - Rick Kehoe (1981-82)
Left Wing:	44 - Kevin Stevens (1992-93) (84 games)
	43 - Kevin Stevens (1991-92)
Defense:	64 - Paul Coffey (1988-89)
Rookie:	33 - Mario Lemieux (1984-85)

MOST SHORT-HANDED GOALS IN A SEASON:

Overall:	13 - Mario Lemieux (1988-89)
Center:	13 - Mario Lemieux (1988-89)
Right Wing:	4 - Jean Pronovost (1973-74)
	4 - Rick Tocchet (1992-93) (84 games)
Left Wing:	4 - Vic Hadfield (1974-75)
	4 - Phil Bourque (1990-91)
Defense:	2 - Bob Woytowich (1968-69)
	2 - Moe Mantha (1985-86)
	2 - Paul Coffey (1987-88)
	2 - Grant Jennings (1991-92)
	2 - Larry Murphy (1991-92)
	2 - Larry Murphy (1992-93) (84 games)
Rookie:	2 - Jean Pronovost (1968-69)
	2 - Mitch Lamoureux (1984-85)
	2 - Randy Cunneynworth (1985-86)
	2 - Mark Recchi (1989-90)

MOST CONSECUTIVE GAMES WITH A:

Goal:	12 - Mario Lemieux, Oct. 6-Nov. 1, 1992 (18G)
Assist:	14 - Mario Lemieux, Jan. 15-Feb. 16, 1986 (23A)
Point:	46 - Mario Lemieux, Oct. 31, 1989-Feb. 14, 1990 (39-64-103)

MOST CONSECUTIVE GAMES WITH A (BY A ROOKIE):

Goal:	7 - Mike Bullard, Jan. 23-Feb. 6, 1982 (8G)
Assist:	6 - Mario Lemieux, Oct. 27-Nov. 8, 1984 (9A)
	6 - Mario Lemieux, Dec. 7-Dec. 21, 1984 (9A)
Point:	11 - Mike Bullard, Dec. 12, 1981-Jan. 3, 1982 (3-10-13)

GAME

SINGLE GAME HIGHS FOR:

Goals:	5 - Mario Lemieux, Dec. 31, 1988 vs New Jersey
	5 - Mario Lemieux, Apr. 9, 1993 at NY Rangers
Assists:	6 - Ron Stackhouse, Mar. 8, 1975 vs Philadelphia
	6 - Greg Malone, Nov. 28, 1979 vs Quebec
	6 - Mario Lemieux, Oct. 15, 1988 vs St. Louis
	6 - Mario Lemieux, Dec. 5, 1992 at San Jose
Points:	8 - Mario Lemieux, Oct. 15, 1988 vs St. Louis (2-6)
	8 - Mario Lemieux, Dec. 31, 1988 vs NJD (5-3)
Shots:	14 - Ron Stackhouse, April 3, 1976 vs Washington
Penalties:	9 - Russ Anderson, Jan. 19, 1980 vs Edmonton
Penalty Minutes:	51 - Russ Anderson, Jan. 19, 1980 vs Edmonton

PERIOD

PERIOD HIGHS FOR:

Goals:	3 - Ten times - last time - Mario Lemieux, April 9, 1993 at NY Rangers
Assists:	4 - Syl Apps, Mar. 24, 1971 vs Detroit
	4 - Ron Stackhouse, Mar. 8, 1975 vs Philadelphia
	4 - Paul Coffey, Feb. 6, 1990 vs NY Islanders
Points:	4 - 12 times - last time - Mario Lemieux, March 25, 1993 vs New Jersey (1-3-4)
Shots:	7 - Peter Lee, Dec. 26, 1981 vs Buffalo
	7 - Mario Lemieux, Nov. 25, 1987 vs Quebec
	7 - Paul Coffey, Feb. 4, 1988 vs Minnesota
	7 - Jaromir Jagr, Nov. 7, 1992 at Toronto
Penalties:	8 - Russ Anderson, Jan. 19, 1980 vs Edmonton
Penalty Minutes:	46 - Russ Anderson, Jan. 19, 1980 vs Edmonton

MONTH

MONTHLY HIGHS FOR:

Goals:	18 - Mario Lemieux, March 1993 (13 games)
Assists:	25 - Mario Lemieux, March 1988 (14 games)
Points:	38 - Mario Lemieux, October 1988 (11 games) (16-22)

ALL-TIME GOALTENDING TOTALS

(Ranked by Goals Against Average)

NAME	GP	MIN	GA	ENG	SO	AVG	W	L	T	SAVES	EFF
Roy Edwards	15	847	36	2	0	2.55	2	8	4	355	.908
Hank Bassen	25	1299	62	2	1	2.86	7	10	3	616	.909
Marv Edwards	1	60	3	0	0	3.00	0	1	0	30	.909
Al Smith	91	5027	257	2	4	3.07	24	42	17	2277	.899
Les Binkley	196	11,046	574	8	11	3.12	58	94	34	5022	.897
Joe Daley	38	2143	112	4	2	3.14	11	18	6	1094	.907
Jim Rutherford	115	6252	327	6	4	3.14	44	49	14	2915	.899
Gary Inness	100	5366	299	6	2	3.34	39	37	13	2591	.897
Dunc Wilson	66	3807	224	1	5	3.53	23	30	11	1750	.887
Michel Plasse	75	4190	251	1	2	3.59	33	24	14	2013	.889
TOM BARRASSO	236	13,485	810	12	6	3.60	120	79	27	6543	.890
KEN WREGGET	34	1816	109	4	0	3.60	18	10	2	785	.878
Pat Riffin	39	2157	131	1	0	3.64	15	14	7	916	.868
Gilles Meloche	104	5726	348	10	0	3.65	34	43	17	2491	.865
Gary Edwards	6	360	22	0	1	3.67	3	2	1	171	.886
Steve Guenette	32	1779	110	2	1	3.71	17	15	0	832	.883
Cam Newton	16	814	51	2	0	3.76	4	7	1	360	.876
Andy Brown	45	2476	156	0	1	3.78	16	20	6	1126	.878
Greg Millen	135	7839	501	10	4	3.83	57	56	18	3482	.874
Denis Herron	290	16,104	1040	22	6	3.87	88	133	44	8072	.886
Roberto Romano	123	6926	462	9	4	4.00	45	62	7	3354	.879
Rob Holland	44	2513	171	4	1	4.08	11	22	9	1060	.861
F. Pietrangelo	87	4478	308	2	1	4.13	34	32	3	2125	.873
Wendell Young	101	5079	358	8	1	4.23	39	41	5	2482	.874
Michell Dion	151	8477	605	22	0	4.28	42	79	20	3998	.855
Nick Ricci	19	1087	79	4	0	4.36	7	12	0	474	.857
Bob Johnson	12	476	40	0	0	5.04	3	4	1	237	.856
Alain Chevrier	3	166	14	0	0	5.06	1	2	0	75	.843
Bob Taylor	2	78	7	1	0	5.38	0	1	0	41	.837
Paul Harrison	13	700	64	1	0	5.49	3	7	0	288	.816
Gordie Laxton	17	800	74	2	0	5.55	4	9	0	359	.829
Vincent Tremblay	4	240	24	1	0	6.00	0	4	0	117	.830
Brian Ford	8	457	48	0	0	6.30	2	6	0	248	.838
Rich Tabaracci	1	33	4	0	0	7.27	0	0	0	17	.810
Paul Hoganson	2	57	7	0	0	7.37	0	1	0	21	.750
Greg Redquest	1	13	3	0	0	13.85	0	0	0	2	.400
TOTALS	2062	124,186	7691	149	59	3.79	804	974	284	58,339	.882

BEST ALL-TIME HOME STANDS

TWO GAME STANDS	THREE GAME STANDS	FOUR GAME STANDS
2-0-0	3-0-0	4-0-0
58 times - last time - Mar. 30-Apr. 1 1993	Feb. 26-27, 1970 Nov. 22-29, 1975 Oct. 31-Nov. 7, 1981 Nov. 25-Dec. 1, 1981 Nov. 17-24, 1982 Feb. 8-15, 1986 Nov. 26-Dec. 3, 1988 Dec. 16-20, 1990 Mar. 26-31, 1992	Feb. 15-21 1975 Jan. 30-Feb. 6 1988
		FIVE GAME STANDS
		3-0-2 Dec. 26-Jan. 4, 1974-75

BEST ALL-TIME ROAD TRIPS

TWO GAME TRIPS	THREE GAME TRIPS	FOUR GAME TRIPS
2-0-0	3-0-0	4-0-0
Nov. 1-4, 1967 Jan. 18-20, 1974 Nov. 16-18, 1978 Mar. 9-10, 1991	Mar. 26-30, 1968 Oct. 13-17, 1971	Jan. 16-23, 1988
Mar. 26-27, 1991	2-0-1 Nov. 28-Dec. 1, 1969	Feb. 1-7, 1975
Dec. 28-29, 1992	Mar. 5-9, 1974	1-0-3
Dec. 23-27, 1992	Dec. 21-26, 1988	Mar. 12-19 1972
Mar. 27-28, 1993		
Apr. 3-4, 1993		

CAREER SCORING RECORDS VS. PITTSBURGH

(Of players who played vs. Pittsburgh in 1992-93)

OPPONENT PLAYER	TEAM(S)	GP	G	A	TP	PIM	OPPONENT PLAYER	TEAM(S)	GP	G	A	TP	PIM
ACTON, Keith	Mon.-Edm.-Phi.	49	8	17	25	50	COTE, Sylvain	Hid.-Was.	26	3	5	8	18
ADAMS, Greg	N.J.-Van.	31	9	12	21	7	COURTENAY, Ed	S.J.	0	0	0	0	0
AGNEW, Jim	Hfd.	1	0	0	0	0	COURTNALL, Geoff	Bos.-Was.-STL-Van.	39	15	20	35	55
AHOLA, Peter	L.A.-S.J.	4	1	1	2	4	COURTNALL, Russ	Tor.-Mon.-Min.	25	11	14	25	24
ALBELIN, Tommy	Que.-N.J.	28	2	10	12	33	CRAIG, Mike	Min.	6	0	2	2	4
AMONTE, Tony	NYR	14	4	6	10	8	CRAIGWELL, Dale	S.J.	2	0	1	0	0
ANDERSON, Glenn	Edm.-Tor.	37	27	52	33	27	CRIVEN, Murray	Det.-Phi.-Hid.	50	21	25	45	47
ANDERSON, Shawn	Was.	6	0	0	0	2	CREIGHTON, Adam	Buf.-Chi.-NYI-T.B.	12	5	6	11	46
ANDERSSON, Mikael	Buf.-Hid.-T.B.	9	2	3	5	0	CRONIN, Shawn	Wpg.-Phi.	10	0	2	2	8
ANDERSSON, Peter	NYR	2	0	0	0	0	CROSSMAN, Doug	Chi.-Phi.-L.A.-NYI	68	9	25	34	27
ANDREYCHUK, Dave	STL	30	10	30	24	10	CULLEN, John	Hfd.-Tor.	6	4	4	8	16
ARCHIBALD, David	Ott.	1	0	0	0	0	CUNNEYWORTH, Randy	Buf.-Wpg.-Hid.	10	2	1	3	31
ASHTON, Brent	Van.-Col.-N.J.-Min.-Que.-Det.-Wpg.-Bos.	41	19	11	30	32	CURRAN, Brian	Bos.-NYI-Tor.-Buf.	19	3	0	3	74
AUDETTE, Donald	Wpg.-Hid.-Van.	28	4	15	19	39	DAHLEN, Ulf	NYR	16	0	0	13	28
BABYCH, Dave	Que.-Ott.	6	0	1	1	10	DAHLOUIST, Chris	Min.-Cgy.	5	0	1	1	2
BAKER, Jamie	Wpg.	2	0	0	0	0	DAIGNEAULT, J. J.	Van.-Phi.-Mon.	24	2	10	12	24
BARNES, Stu	Wpg.	2	0	0	0	0	DALGARNO, Brad	NYI	16	3	4	7	14
BARON, Murray	STL	2	0	0	0	2	DAPHOUSSE, Vincent	Tor.-Edm.-Mon.	21	6	13	19	12
BARR, Dave	STL-Hfd.-Det.-N.J.	27	4	9	13	14	DANEYKO, Ken	N.J.	55	3	6	9	162
BARRIE, Len	Phi.	1	0	0	0	0	DAVYDOV, Evgeny	Wpg.	2	0	0	0	0
BASSEN, Bob	NYI-Chi.-STL	23	3	1	4	16	DAY, Joe	Hfd.	1	0	0	0	0
BAUMGARTNER, Ken	L.A.-NYI-Tor.	19	0	1	1	63	DeBRUSK, Louie	Edm.	7	0	1	0	11
BAUTIN, Sergei	Wpg.	2	0	0	0	0	DePALMA, Larry	S.J.	1	0	0	0	0
BAWA, Robin	S.J.	1	0	0	0	0	DESJARDINS, Eric	Mon.	13	3	5	8	12
BEERS, Bob	Bos.-T.B.	4	1	0	1	21	DIDJUCK, Gerald	NYI-Mon.-Van.	31	2	9	11	88
BELLOWS, Brian	Min.-L.A.	30	12	12	21	2	DIMARCO, Ron	NYI-T.B.	2	1	1	2	6
BENNETT, Adam	Chi.	0	0	1	0	0	DINEEN, Gord	Ott.	2	1	0	0	0
BENNETT, Rick	NYR	1	0	0	0	0	DINEEN, Kevin	Hfd.-Phi.	27	7	15	22	80
BENNING, Bob	STL-L.A.-Phi.-Edm.	22	1	7	8	43	DIONNE, Gilbert	Mon.	4	1	0	1	0
BERANEK, Josef	Edm.	6	1	1	2	2	DIPERT, Paul	Mon.	1	0	0	0	0
BEREHOVSKY, Drake	Tor.	1	0	0	0	0	DIRK, Robert	STL-Van.	7	0	0	0	11
BEREZAN, Perry	Cgy.-Min.-S.J.	13	5	2	7	2	DJOOS, Per	Det.-NYR	6	0	0	0	4
BERG, Bill	NYI-Tor.	17	3	6	9	8	DOLLAS, Bobby	Wpg.-Det.	4	0	1	1	19
BERGHEIM, Marc	Chi.-NYI-Hid.-T.B.	24	0	1	1	24	DOUGLAS, Peter	NYR-Wpg.	5	1	0	0	34
BERGLUND, Tim	Was.-T.B.	9	0	2	2	0	DONATO, Ted	Ses.	5	1	0	0	2
BERRY, Brad	Min.	2	0	0	0	0	DONNELLY, Gord	Que.-Wpg.-Buf.	16	0	2	2	60
BERUBE, Craig	Phi.-Tor.-Cgy.	25	2	1	3	108	DONNELLY, Mike	NYR-L.A.	10	2	3	5	2
BEUKENDI, Jeff	Edm.-NYR	19	0	1	1	63	DONNELLY, Peter	N.J.-T.B.	1	0	0	0	0
BIJUGSTAD, Scott	Min.-L.A.	9	0	0	0	2	DRAKE, Dallas	Det.	2	0	1	1	0
BLACK, James	Hfd.	1	0	1	0	0	DRIVER, Bruce	N.J.	56	3	38	41	34
BLAKE, Rob	L.A.	8	0	4	4	4	DRUCE, John	Was.-Wpg.	22	5	10	15	22
BLOMBERG, Jeff	NYR	1	0	1	1	19	DRULLA, Stan	NYI	1	0	0	0	0
BODGER, Doug	Buf.	13	2	10	12	10	DUCESNE, Gaetan	Was.-Cgy.-Min.	58	14	23	37	35
BOIVIN, Claude	Phi.	5	0	1	1	25	DUCESNE, Steve	L.A.-Phi.-Que.	24	6	9	15	18
BONDRA, Peter	Was.	20	3	5	8	24	DUFRESNE, Donald	Mon.	1	0	0	0	0
BORSATO, Luciano	Wpg.	4	2	1	1	2	DUFFY, Yanick	Phi.	1	0	0	0	0
BORSCHESKY, Nikolai	Tor.	2	1	1	2	0	DYKHUIS, Karl	Chi.	1	0	2	0	0
BOSCHMAN, Laurie	Tor.-Edm.-Wpg.-NJ-Ott.	54	15	23	38	93	EAGLES, Mike	Que.-Chi.-Wpg.	18	1	2	3	29
BOUCHER, Philippe	Buf.	1	0	0	0	0	EKLUND, Pelle	Phi.	47	9	27	36	9
BOURQUE, Phil	NYR	4	0	1	2	0	ELK, Todd	L.A.-Min.-Edm.	2	1	0	1	2
BOURQUE, Ray	Bos.	42	10	43	53	30	ELLETT, Dave	Wpg.-Tor.	25	1	12	13	50
BOZON, Philippe	STL	2	1	0	1	0	ELYNUIK, Pat	Wpg.-Was.	18	7	13	20	12
BRADLEY, Brian	Cgy.-Van.-Tor.-T.B.	16	4	9	13	8	EMERSON, Nelson	STL	4	1	5	6	0
BRADY, Neil	N.J.-Chi.	30	7	22	29	20	EMM, David	Wpg.-L.A.	1	0	0	0	0
BRICKLEY, Andy	N.J.-Bos.-Wpg.	17	5	7	12	6	ERICKSON, Bryan	Wpg.	2	0	0	0	0
BRINDAMOUR, Rod	STL-Phi.	20	10	15	25	17	ERIXON, Jan	NYR	56	7	13	20	24
BRISEBOIS, Patrice	Mon.	4	1	2	3	6	EVANS, Doug	STL-Phi.	13	3	2	5	17
BROEN, Neal	Min.	30	7	22	29	20	EVASON, Dean	Was.-Hid.-S.J.	22	5	9	14	20
BROTEN, Paul	NYR	19	4	5	9	19	EWEN, Todd	STL-Wpg.	2	0	2	12	2
BROWN, Dave	Phi.-Edm.	36	4	6	10	124	FALLOON, Pat	S.J.	4	1	1	2	0
BROWN, Doug	N.J.	30	8	11	19	6	FAUST, Andre	Phi.	1	0	0	0	0
BROWN, Greg	Buf.	0	0	0	0	0	FEATHERSTONE, Glen	STL-Bos-Tor.	1	0	0	0	8
BROWN, Jeff	Que.-STL	17	5	11	16	18	FEDOROV, Sergei	Det.	8	6	5	11	7
BROWN, Keith	Chi.	31	1	11	12	34	FEDYK, Brent	Det.-Phi.	12	1	5	6	4
BROWN, Rob	Hfd.	3	1	1	2	10	FENTON, Paul	Hfd.-L.A.-Wpg.-Tor.	17	3	2	5	4
BRUCE, David	Van.-S.J.	6	0	1	1	19	FERGUS, Tom	Tor.-Van.	30	9	22	31	12
BRUNET, Benoit	Mon.	3	2	1	3	0	FERRARO, Ray	Hfd.-NYI	30	12	16	28	46
BUCHBERGER, Kelly	Edm.	14	2	1	3	26	FETISOV, Viacheslav	N.J.	29	2	11	13	63
BURE, Pavel	Van.	4	3	0	3	0	FINLEY, Jeff	NYI	5	0	0	0	0
BUREAU, Marc	Cgy.-Min.-T.B.	15	0	2	0	2	FINN, Steven	Que.	19	4	4	5	65
BURR, Shawn	Bos.-Was.	21	6	6	12	16	FITZGERALD, Tom	NYI	17	2	5	7	8
BURRIDGE, Randy	Hfd.	8	2	2	4	30	FLATLEY, Patrick	NYI	48	18	27	45	66
BURT, Adam	Van.-STL	22	1	9	10	64	FLURY, Theo	Cgy.	11	7	10	17	12
BUTCHER, Garth	Phi.	4	0	1	1	4	FOLIGNO, Mike	Tor.	2	1	0	1	2
BUTSAYEV, Vyacheslav	S.J.	1	0	0	0	2	FOOTE, Adam	Que.	0	0	0	0	0
BYERS, Lyndon	Mon.	30	12	16	28	16	FORSYTH, Tomas	Cgy.	1	0	0	0	0
CARBONNEAU, Guy	NYR-Que.-Phi.	40	3	15	18	104	FORTIER, Corey	Que.	8	2	0	0	7
CARNEK, Terry	Buf.	3	0	0	0	2	FOSTER, Marc	Phi.	3	0	0	0	0
CARNEY, Keith	Was.-NYR-L.A.-Bos.	57	22	30	52	66	FREER, Mark	Phi.-Ott.	6	0	3	3	5
CARPENTER, Bob	L.A.-Edm.-Det.	20	10	20	20	4	GAETZ, Link	S.J.	2	0	1	1	39
CARSON, Jimmy	Mon.-S.J.	1	0	0	0	0	GARBER, Dave	NYR-Mon.	20	10	18	18	16
CARTER, John	Mon.-Hfd.	9	1	10	11	2	GALLANT, Gerard	Det.	17	5	8	13	37
CASSELLS, Andrew	Cgy.-STL-Que.	20	2	7	9	15	GALLEY, Gary	L.A.-Was.-Bos.	33	3	11	14	56
CAVALLINI, Gino	STL-Was.	23	2	9	11	30	GARPENLOV, Johan	S.J.	2	2	1	3	0
CAVALLINI, Paul	Min.-Was.-NYB	31	0	2	3	0	GILBERT, Greg	Was.-Min.-Hid.	84	51	43	94	106
CHAMBERS, Shawn	Chi.	3	0	0	0	9	GAUDREAU, Rob	S.J.	0	0	0	0	0
CHASE, Kelly	Mon.-STL	23	5	17	22	60	GAVIN, Stewart	Tor.-Hfd.-Min.	30	6	4	10	28
CHELOS, Chris	Det.	14	4	7	11	30	GELINAS, Martin	Edm.	11	4	3	2	2
CHIASSON, Steve	Mon.-N.J.	8	1	2	3	8	GILCHRIST, Brent	NYI-Chi.	52	8	22	29	49
CHORSKE, Tom	STL-Chi.	59	27	23	50	10	GILES, Curt	Mon.-Edm.	13	2	2	4	6
CHRISTIAN, Dave	Hfd.-Cgy.-Min.	12	1	1	2	25	GILHEM, Randy	STL	2	0	0	0	0
CHURLA, Shane	Phi.-L.A.	20	1	3	4	86	GILL, Todd	Wpg.-L.A.-NYR	10	0	0	0	0
CHYCHURUN, Jeff	Min.-Was.-Det.	46	21	24	45	43	GILLIS, Mike	Que.-Chi.-Tor.	13	1	15	17	29
CICCARELLI, Dino	N.J.-Edm.	0	0	0	0	0	GILMOUR, Doug	STL-Cgy-Tor.	26	11	18	28	18
CIGER, Zdeno	Col.-NJ-Que.-NYR	55	6	19	25	109	GLYNN, Brian	Cgy.-Min.-Edm.	6	0	3	3	22
CIRELLA, Joe	L.A.	21	6	3	9	49	GODNYUK, Alexander	Tor.-Cgy.	3	0	0	0	5
CLARK, Wendel	Edm.-L.A.	11	9	17	26	14	GORDON, Victor	Phi.	1	0	0	0	0
COFFEY, Paul	Wpg.-Tor.	2	0	0	0	0	GOULET, Michel	Que.-Chi.	39	24	28	52	16
COLE, Danton	NYR-Edm.-N.J.-L.A.	24	2	5	7	10	GRAHAM, Dirk	Min.-Chi.	25	7	13	20	23
CONACHER, Pat	Phi.	4	0	1	1	16	GRANATO, Tony	NYR-L.A.	18	17	8	25	18
CONROY, Al	Buf.	6	0	0	0	12	GRAVES, Adam	Det.-Edm.-NYR	24	6	9	15	57
CORKUM, Bob	Was.-Hfd.	23	3	4	4	75							
CORNIEAU, Yvon	Mon.-Edm.	6	0	9	15	25							
CORSON, Shayne													

CAREER SCORING RECORDS VS. PITTSBURGH

(Of players who played vs. Pittsburgh in 1992-93)

OPPONENT PLAYER	TEAM(S)	GP	G	A	TP	PIM	OPPONENT PLAYER	TEAM(S)	GP	G	A	TP	PIM
GREEN, Travis	NYI	4	1	1	2	4	LARMER, Steve	Chi.	31	16	24	40	18
GRIFF, Mark	Hfd.	2	0	0	0	0	LAROSE, Guy	Tor.	3	1	2	1	0
GRETZKY, Wayne	Edm.	40	61	103	12	12	LAKE, Brad	NYI	23	3	4	7	22
GRIMSON, Stu	Chi.	5	0	0	0	6	LAWTON, Brian	Min.-NYR-Hfd.	16	5	2	7	33
GUERIN, Bill	N.J.	6	1	2	3	4	Que.-S.J.						
GUSAROV, Alexei	Que.	7	0	3	3	2	LAZARO, Jeff	Bos.	2	0	1	1	2
HALLER, Kevin	Buf.-Mg.	6	0	1	2	0	LEACH, Steve	Was.	33	13	6	1	34
HAMMOND, Ken	L.A.-S.J.-Ott.	7	0	1	1	9	LEBEAU, Stephen	Mon.	11	1	5	6	0
HAMRLIK, Roman	T.B.	1	0	1	1	0	LeBLANC, John	Van.-Wpg.	2	1	2	3	0
HANKINSON, Ben	N.J.	1	0	0	0	0	LeCLAIR, John	Mon.	5	0	1	1	0
HANNAN, Dave	Edm.-Tor.-Buf.	10	3	5	8	10	LEDYARD, Grant	N.YR-L.A.-Was.-Buf.	29	2	6	8	33
HARDY, Mark	N.YR	50	5	23	28	123	LEEMAN, Gary	Tor.-Cgy.	26	4	8	13	17
HARKINS, Tod	Cgy.	1	0	0	0	0	LEETCH, Brian	NYR	28	9	32	41	17
HARTMAN, Mike	Buf.-Wpg.-T.B.	14	2	1	3	62	LEFEBVRE, Sylvain	Mon.-Tor.	9	1	5	6	6
HATCHER, Derian	Min.	3	1	0	1	2	LEMIEUX, Claude	Mon.-N.J.	33	17	30	44	17
HATCHER, Kevin	Edm.-Was.	56	8	24	32	118	LEMIEUX, Jocelyn	STL-Min.-Chi.	12	0	1	1	21
HAVERCHUK, Dale	Wpg.-Buf.	36	22	19	41	14	LESCHYSHYN, Curtis	Que.	12	2	1	3	21
HAWGOOD, Greg	Bos.-Edm.-Phi.	10	2	5	7	8	LIDSTROM, Doug	Van.	25	3	12	15	13
HEINZE, Stephen	Bos.	4	3	1	4	0	LIDSTROM, Niklas	Det.	5	0	4	0	4
HILLER, Jim	L.A.	0	0	0	0	0	LINDORF, Chris	Cgy.	0	0	0	0	2
HODGE, Ken	Min.-Buf.	7	1	3	4	0	LINDEN, Trevor	Van.	13	2	5	7	16
HOGUE, Benoit	Buf.-NYI	20	8	15	23	37	LINDROS, Eric	Phi.	4	2	2	0	4
HOLIK, Bobby	Hfd.-N.J.	14	3	3	6	24	LINDSAY, Bill	Que.	4	0	1	1	2
HORAK, Tony	N.YR	9	1	2	10	10	LIPUMA, Chris	T.B.	1	0	1	1	2
HOSTAK, Martin	Phi.	6	1	0	1	4	LOACH, Lonnie	L.A.	2	1	0	1	6
HOUDA, Doug	Det.-Hfd.	10	0	2	2	18	LOEWEN, Darcy	Ott.	4	1	1	2	2
HOUGH, Mike	Que.	13	4	4	7	4	LOISELLE, Claude	Det.-Que.-Tor.-NYI	3	8	10	18	18
HOUDEB, Bill	Was.-Buf.	7	0	1	2	0	LOMAKIN, Andrei	N.YR	9	2	2	2	2
HOUSLEY, Phil	Buf.-Wpg.	31	10	22	32	8	LOWE, Kevin	Edm.-NYR	43	4	21	25	59
HOWE, Mark	Hfd.-Phi.-Det.	64	18	45	63	32	LOWRY, Dave	Van.-STL	13	3	0	3	38
HRKAC, Tony	STL.-Que.-S.J.-Chi.	13	3	5	8	6	LUDWIG, Craig	Mon.-NYI-Min.	28	0	6	6	16
HUDDY, Charlie	Edm.	28	14	24	16	16	LUMBLE, Jr.	Mon.-L.A.	0	0	0	0	6
HUDSON, Mike	Chi.	9	3	4	7	6	LUONGO, Chris	Ott.	4	0	1	1	2
HUFFMAN, Kerry	Phi.-Que.	21	3	9	12	21	MacDERMID, Paul	Hfd.-Wpg.-Was.	24	2	7	9	41
HUGHES, Brent	Bos.	3	0	0	0	14	MacINNIS, Al	Cgy.	26	5	23	28	44
HULL, Brent	Cgy.-STL	17	15	24	6	6	MacINNIS, Norm	NYR-Hfd.-Edm.	15	0	2	3	10
HULL, Jody	Ott.	4	1	1	2	2	MACKEY, David	STL	2	1	2	3	0
HUNTER, Dale	Que.-Was.	64	21	39	60	184	MacLEAN, John	N.J.	9	2	2	4	10
HUNTER, Tim	Cgy.-Que.	19	5	2	52	4	MacLEOD, Pat	S.J.	1	0	0	0	0
HURLBUT, Mike	Det.-NYI	2	0	0	0	0	MAGOUN, Jamie	Cgy.-Tor.	24	1	15	16	18
HYNES, Gord	Phi.	3	1	0	1	2	MAKAVISH, Craig	Bos.-Edm.	40	12	24	21	21
IAFRATE, Al	Tor.-Was.	35	12	16	28	43	MAGUIRE, Kevin	Tor.-Buf.-Phi.	8	4	0	4	28
JANVARY, Craig	Bos.-STL	11	0	0	0	2	MAKAROV, Sergei	Cgy.	1	0	0	0	0
JANSENS, Mark	Hfd.	2	0	0	0	2	MAKAROV, Vladimir	N.YR	5	0	2	4	9
JELINEK, Tomas	Ott.	2	1	0	1	0	MALEY, David	Mon.-N.J.-S.J.	27	2	5	7	74
JENSEN, Chris	NYR-Phi.	7	0	1	1	4	MALLETTE, Troy	NYR-Edm.-N.J.	17	4	2	6	53
JOHANSSON, Calle	Buf.-Was.	32	10	12	16	16	MALTAIS, Steve	T.B.	1	0	0	0	0
JOHANSSON, Roger	Chi.	2	0	0	0	2	MANDERVILLE, Kent	N.YR	0	0	0	0	0
JOHNSON, Jim	Min.	6	0	1	1	6	MANSON, Dave	Chi.-Edm.	16	3	5	8	67
JONES, Keith	Was.	5	0	1	1	17	MARCHMENT, Bryan	Wpg.-Chi.	4	1	0	1	21
JONEAU, Joe	Bos.	5	1	5	6	2	MAROS, Daniel	Tor.-NYI	16	8	4	12	16
KANEVSKY, Valeri	Que.	1	0	0	0	0	MARSH, Brad	Atl.-Cgy.-Phi-Tor.	6	1	17	18	109
KARPA, Dave	Que.	1	0	0	0	0		Det.-Ott.					
KASATONOV, Alexi	N.J.	24	4	16	20	34	MARSHALL, Jason	STL	1	1	0	1	12
KASPARIATIS, Darius	NYI	7	0	2	2	12	MATTEAU, Stephane	Cgy-Phi.	7	1	2	1	12
KASPER, Steve	Bos.-L.A.-Phi.	32	7	11	18	27	MAY, Alan	Was.	23	3	5	8	116
KEANE, Mike	Min.	15	4	6	10	10	MAY, Brad	Buf.	6	2	0	2	36
KECZMER, Dan	Hfd.	2	0	0	0	2	McBAIN, Andrew	Edm.-Det.	18	2	0	4	0
KENNEDY, Dean	L.A.-NYR-Buf.-Wpg.	23	4	5	6	32	McCLELLAND, Kevin	Bos.-Phi.-Cgy.-Det.	69	23	26	67	95
KENNEDY, Sheldon	Det.	4	0	1	2	0	McDONOUGH, Hubie	L.A.-NYI	15	7	2	9	32
KHMYLEV, Yuri	Buf.	4	1	1	2	0	McDONOUGH, Bill	Edm.	1	1	0	1	0
KHRISTICH, Dimitri	Was.	16	6	11	17	6	McGILL, Bob	Tor.-Chi.-S.J.-Det.	25	1	1	2	73
KIMBLE, Darren	Bos.	4	0	0	0	0	McGILL, Ryan	Phi.	6	0	0	1	22
KING, Derek	NYI	30	15	11	26	18	McINNIS, Marty	NYI	6	1	0	1	2
KING, Kris	Det.-NYR-Wpg.	24	2	3	5	110	McINTYRE, John	Tor.-L.A.-NYR	8	2	0	2	12
KING, Steve	NYR	1	0	0	0	0	McKAY, Randy	Det.-N.J.	18	1	1	2	28
KISIO, Kelly	Det.-NYR-S.J.	42	14	25	39	73	McKENZIE, Jim	Hfd.	7	0	0	0	29
KLATT, Trent	Min.	4	0	0	0	0	McLWAIN, Dave	Wpg.-NYI-Tor.	11	2	2	4	6
KLIMA, Petr	Det.-NYR	23	15	5	22	10	McPHEE, Mike	Mon.-Min.	23	6	5	11	28
KOCUR, Joe	Det.-NYR	25	1	1	2	72	McPHEE, Basil	Que.-Det.-Min.	16	3	2	5	56
KONCHALCHUK, Steve	Was.	2	0	0	0	2	McSORLEY, Marty	Edm.-L.A.	20	4	6	10	34
KONROYD, Steve	Cgy.-NYI-Chi.	25	2	10	12	44	MELLANBY, Scott	Phi.-Edm.	34	9	26	17	26
KONSTANTINOV, Vladimir	Det.	5	0	2	2	12	MESSIER, Igor	NYR	2	0	0	0	0
KONTOS, Chris	T.B.	1	1	2	3	0	MESSIER, Corey	Edm.-NYR	48	19	51	70	111
KOROLEV, Igor	Que.	1	0	0	0	0	MILBRUN, Kevin	NYR-L.A.	7	4	4	0	0
KOVALENKO, Andrei	Que.	3	0	3	3	0	MILLER, Brad	Buf.	1	0	0	0	4
KOVALEV, Alexi	NYR	4	1	0	1	4	MILLER, Jay	Bos.-L.A.	15	10	2	2	56
KRAVCHUK, Igor	Chi.-Edm.	4	0	2	2	2	MILLER, Kelly	NYR-Was.	57	13	3	3	38
KRON, Robert	Van.-Hfd.	1	0	0	0	1	MILLER, Kevin	NYR-Det.-STL	12	5	4	9	9
KRUPP, Uwe	Buf.-NYI	26	4	6	10	34	MILLER, Kip	Que.	1	0	0	0	0
KRUPPKE, Gord	Det.	1	0	0	0	0	MIRONOV, Dimitri	Tor.	2	0	1	0	2
KRUSE, Paul	Cgy.	1	0	0	0	5	MORAN, Mike	Phi.	10	0	0	1	0
KRUSHCHENSKI, Mike	Bos.-Edm.-L.A.-Tor.	32	16	28	10	69	MORGAN, Michael	Que.-NYR-Buf.	31	3	6	9	58
KRYGER, Todd	Hfd.-Was.	1	4	8	9	0	MOSESSO, Sergio	Mon.-STL.-Van.	18	2	11	13	32
KUCERA, Frantisek	Chi.	6	0	1	1	2	MONTEAU, Michel	S.J.	4	0	2	2	12
KUDELSKI, Bob	L.A.-Ott.	13	0	1	1	10	MORE, Jayson	Que.-Van.	5	0	5	5	2
KURRI, Jani	Edm.-L.A.	35	17	24	41	12	MORRIS, John	Wpg.-NYR-S.J.-N.J.-S.J.	51	16	24	40	30
KURVERS, Tom	Mon.-Buf.-N.J.-Tor.	34	6	29	36	24	MULLER, Brian	N.J.-Mon.	55	20	38	58	110
	Van.-NYI						MULVENNA, Glenn	Phi.	1	0	0	0	0
KUSHNER, Dale	Phi.	6	1	1	2	7	MUNI, Craig	Edm.	20	0	3	3	30
KVARTALNOV, Dimitri	Bos.	5	0	0	0	7	MURPHY, Gord	Phi.-Buf.	30	1	0	1	40
KYPREOS, Nick	Hfd.	1	0	0	0	0	MURPHY, Joe	Det.-Edm.	13	3	7	10	25
KYTE, Jim	Wpg.-Cgy.	18	0	1	1	36	MURPHY, Rob	Ott.	3	0	0	0	2
LaCHANCE, Scott	NYI	6	0	2	2	4	MURRAY, Glen	Bos.	2	0	0	0	0
LaDUCHEUR, Randy	Det.-Hfd.	28	1	1	1	24	MURRAY, Phil	STL	1	0	0	1	11
LaFONTEINE, Pat	NYI-Buf.	54	31	34	65	28	MURRAY, Roy	Was.-Wpg.	6	0	1	1	24
LALOR, Mike	Mon.-STL-Was.-Wpg.	24	1	5	6	24	MURRAY, Troy	Chi.-Wpg.	29	12	8	20	58
LAMB, Mark	Det.-Edm.-Ott.	13	2	1	3	20	MURZY, Dana	Hfd.-Cgy.-Van.	11	0	1	1	11
LANGWAY, Rod	Mon.-Was.	76	4	24	28	51							
LAPORTE, Dan	STL	1	0	0	0	0							
LAPORTE, Claude	Que.	6	2	3	5	0							
LAPPIN, Pete	Min.-S.J.	2	0	0	0	0							
LARIONOV, Igor	Van.	9	2	4	6	2							

CAREER SCORING RECORDS VS. PITTSBURGH

(Of players who played vs. Pittsburgh in 1992-93)

OPPONENT PLAYER	TEAM(S)	GP	G	A	TP	PIM
MUSIL, Frank	Min.-Cgy.	19	1	5	5	45
NATTRESS, Ric	Mon.-St.L.-Cgy.-Tor.-Phi	26	2	7	9	22
NEDVED, Petr	Van.	7	2	0	2	2
NELLY, Cam	Van.-Bos.	24	14	16	30	60
NEMCHINOV, Sergei	N.Y.	13	2	8	2	2
NICHOLLS, Bernie	L.A.-NYR-Edm.-N.J.	33	24	25	49	96
NIEDERMEYER, Scott	N.J.	7	0	1	1	2
NIEWIENDYK, Joe	Cgy.	19	8	17	6	45
NILAN, Chris	Mon.-NYR-Bos.	28	1	6	193	6
NOLAN, Owen	Chi.	8	3	4	7	9
NOONAN, Brian	Que.	9	2	2	4	6
NORTON, Jeff	NYI	27	4	17	21	27
NUMMINEN, Teppo	Wpg.	13	1	2	3	4
NYLANDER, Mikael	Hid.	12	0	0	2	2
NYLUND, Gary	NYI	22	0	0	0	0
OATES, Adam	Det.-STL-Bos.	22	8	16	24	4
ODELEIN, Lyle	Mon.	9	0	2	2	16
ODGERS, Jeff	S.J.	4	0	0	0	15
ODJICK, Gino	Van.	6	0	0	0	33
OGRODNICK, John	Det.-Que.-NYR	54	25	26	51	40
QUANEY, Jamie	N.J.	2	0	2	2	0
OLAUSSON, Fredrik	Wpg.	20	5	8	13	12
OLCZYK, Ed	Chi.-Tor.-Wpg.-NYR	28	4	14	18	52
OSBORNE, Keith	T.B.	0	0	0	0	0
OSBORNE, Mark	Det.-NYR-Tor.-Wpg.	42	15	19	34	56
OSIECKI, Mark	Cgy.-Ott.	4	0	1	1	0
OTTO, Joel	Cgy.	22	7	5	12	58
PANTELEYEV, Grigori	Bos.	3	0	0	2	0
PARK, Greg	N.J.	1	0	0	0	0
PASLAWSKI, Greg	Mon.-STL-Wpg.-Buf.-Que.-Phi	27	6	2	8	0
PATRICK, James	NYR	57	6	35	41	57
PATTERSON, Colin	Cgy-Buf.	24	0	9	0	2
PEARSON, Rob	Tor.	2	0	0	0	14
PEARSON, Scott	Tor.-Que.	4	0	1	1	14
PEDERSEN, Allen	Bos.-Min.	16	0	3	3	26
PELIERSON, Mark	Mon.-Phi.	12	1	1	1	11
PELLERIN, Scott	N.J.	6	0	3	3	10
PELUSO, Mike	Chi.-Ott.	5	0	0	0	0
PETIT, Michel	Van-NYR-Que.-Tor.-Cgy.	27	4	10	14	43
PETROV, Oleg	Hid.	2	1	0	0	2
PERTOVICKY, Robert	Hid.	2	0	0	0	0
PICARD, Michel	Hid.	1	1	0	1	0
PILON, Richard	NYI	17	0	1	1	88
PIVONKA, Michael	Was.	45	13	24	37	28
PLAVSIC, Adrian	Was.	4	0	0	0	0
PODEIN, Shjon	Edm.	3	1	3	4	0
POULIN, Dave	Phi.-Bos.	44	16	20	36	37
POULIN, Patrick	C.Hid.	3	0	0	0	2
PRAJSLER, Petr	L.A.-Bos.	3	0	2	2	4
PRESLEY, Wayne	Chi.-S.J.-Buf.	16	6	2	8	26
PRIMEAU, Keith	Det.	7	0	0	0	19
PROBERT, Bob	Det.	13	4	4	4	28
PROKHOROV, Vitali	STL	2	0	0	0	2
PROPP, Brian	Phi.-Min.	69	25	43	68	89
QUINN, Dan	Cgy.-Van.-STL.-Phi.	15	5	10	15	12
QUINTAL, Stephane	Bos.-S.J.	9	0	0	0	9
QUINTIN, J.F.	S.J.	1	0	0	0	0
RACINE, Yves	Det.	7	1	3	4	2
RAGLAN, Herb	STL-Que.	13	1	1	2	59
RAMAGE, Rob	Col.-STL-Cgy.-Tor.-Min.-T.B.-Mon.	36	4	11	15	88
RAMSEY, Mike	Buf.	39	4	21	25	75
RANHEIM, Paul	Cgy.	9	3	4	7	4
RAY, Robert	Buf.	8	1	1	2	30
REECHI, Mark	Phi.	8	3	5	8	6
REEKIE, Joe	Buf.-NYI-Tor.	18	2	3	5	28
REICHEL, Robert	Cgy.	7	3	5	8	2
REID, Dave	Tor.-Bos.	18	6	8	14	12
RICCI, Mike	Phi.-Que.	15	4	4	8	16
RICE, Steven	Edm.	2	0	1	1	0
RICHARDSON, Luke	Tor.-Edm.	13	0	2	2	21
RICHER, Stephane	Bos.	2	0	1	1	0
RICHER, Stephane	Mon.-N.J.	32	14	14	28	16
RIDLEY, Mike	NYR-Was.	56	30	33	63	35
ROBERTS, Gary	Cgy.	17	4	10	14	56
ROBINSON, Rob	STL	1	0	0	0	2
ROBITAILLE, Luc	L.A.	20	12	18	30	2
ROCHEFORT, Normand	Que.-NYR	25	9	15	11	28
ROENICK, Jeremy	Chi.	12	5	10	9	20
ROMANIUK, Russ	Wpg.	1	0	0	0	1
RONAN, Ed	Mon.	2	0	0	0	0
RONNING, Cliff	STL-Van.	11	2	4	6	0
ROUSE, Bob	Min.-Was.-Tor.	31	1	7	8	34
RUCINSKY, Martin	S.J.	3	1	0	0	3
RUFF, Jason	STL	1	0	1	0	0
RUMBLE, Darren	Ott.	4	0	0	0	8
RUUTTU, Christian	Buf.-Ott.	19	6	10	16	28
RUZICKA, Vladimir	Edm.-Bos.	11	8	3	11	6
RYCHEL, Warren	L.A.	1	0	0	0	0
RYMSHA, Andy	Que.	1	0	0	0	2
SABOURIN, Ken	Was.	5	0	0	0	8
SACCO, Joe	Tor.	3	1	2	6	6
SABIK, Joe	Que.	15	7	12	19	6
SANDERSON, Geoff	Hid.	6	4	2	6	2
SANDLAK, Jim	Van.	17	7	5	12	38
SANDSTROM, Tomas	NYR-L.A.	42	18	33	11	90
SARGE, Reggie	Was.	1	0	0	0	2
SAVARO, Denis	Chi.-Mon.	37	18	32	50	79
SCHLEGEL, Brad	Was.	1	0	0	0	0
SCHNEIDER, Mathieu	Mon.	10	3	3	2	3
SCREMIN, Claudio	S.J.	1	0	0	0	0
SELANNE, Teemu	Wpg.	2	2	2	4	0

OPPONENT PLAYER	TEAM(S)	GP	G	A	TP	PIM
SEMAK, Alexander	N.	10	2	4	6	16
SEMENTOV, Anatoli	Edm.-T.B.	6	2	4	6	2
SHANAHAN, Brendan	N.J.-STL	24	9	18	74	74
SHANNON, Darin	Buf.-Wpg.	6	2	0	2	21
SHAW, Brad	Hid.-Ott.	15	2	2	4	8
SHAW, David	Que.-NYR-Edm.	34	6	11	17	55
SHEEHY, Neil	Min.-Bos.	31	7	22	29	21
SHEPPARD, Ray	Cal.-Hid.-Was.	13	4	10	13	12
SHUCHUK, Gary	Buf.-NYR-Edm.	4	0	0	0	2
SILLINGER, Mike	L.A.	1	0	0	0	0
SIMON, Chris	Det.	2	0	0	0	0
SMITH, Steve	Que.	15	0	0	0	0
SJODIN, Tommy	Min.	2	0	1	1	0
SKRUDLAND, Brian	Mon.	17	3	5	8	29
SMALL, Doug	Wpg.-Min.-Que.-Ott.	34	8	14	22	4
SMEHLER, Richard	Buf.	4	0	3	7	12
SMITH, Bobby	Mon.-Min.	44	14	27	41	23
SMITH, Derek	Phi.-Min.	44	7	8	15	55
SMITH, Geoff	Edm.	11	1	3	4	16
SMOLINSKI, Bryan	Edm.-Chi.	18	1	9	10	65
SNUGGERUD, Dave	Buf.-S.J.-Phi.	11	1	2	3	4
STAPLETON, Mike	Chi.	6	0	2	2	19
STASTNY, Peter	T.B.	3	0	0	0	0
STEEN, Thomas	Wpg.	14	8	16	34	3
STERN, Ron	Van.-Cgy.	11	1	1	2	56
STEVENS, Scott	Was.-STL-N.J.	71	15	40	55	264
STEVENS, Shayne	N.J.	1	0	0	0	0
SULLIVAN, Mike	S.J.	4	0	0	0	0
SUNDIN, Mats	Que.	9	8	7	15	6
SUTTER, Gary	Cgy.	21	5	11	16	16
SUTTER, Brent	NYI	10	2	2	12	1
SUTTER, Rich	Phi.-Van.-STL	35	8	10	18	54
SUTTER, Ron	Phi.-STL	47	20	15	35	68
SUTTER, Ken	Buf.	4	0	1	1	6
SVOBODA, Petr	Mon.-Buf.	1	0	3	3	0
SWEENEY, Bob	Bos.-Buf.	17	2	7	9	31
SWEENEY, Phil	Bos.	11	1	2	3	10
SYKES, Don	L.A.-Wpg.	17	3	5	8	22
TAGLIANETTI, Peter	Was.-Que.	6	1	1	2	10
TATARINOV, Mikhail	L.A.	50	18	43	61	62
TAYLOR, Dave	Tor.-Chi.-NYI	24	8	11	19	36
THOMAS, Steve	Chi.	6	0	2	2	19
THOMPSON, Brent	Was.-L.A.-Ott.	5	0	2	2	24
THOMSON, Jim	Tor.-Edm.	2	0	1	1	0
THORNTON, Scott	Edm.-NYR	21	8	11	19	34
TIKANEN, Esa	NYR-Min.	13	0	4	7	1
TINDOR, Mark	N.Y.	32	8	14	22	9
TIPPETT, Dave	Hid.-Was.	29	6	12	12	12
TKACHUK, Keith	Wpg.	2	1	0	0	0
TODD, Kevin	N.J.-Edm.	12	2	4	6	8
TOKER, John	NYR	29	16	10	26	18
TURCOTTE, Darren	Buf.-NYI	25	10	15	25	4
TURGEON, Pierre	N.J.-Mon.-Ott.	26	14	11	25	36
TURGEON, Sylvain	STL-Que.	3	0	0	0	0
ULANOV, Igor	Wpg.	3	0	0	0	0
VALK, Garry	Van.	5	0	1	1	0
VASKE, Dennis	NYI	0	0	0	0	11
VEREKE, Pat	N.J.-Bos.	52	15	26	41	63
VESEY, Jim	N.J.	7	3	2	5	14
VILGRAIN, Claude	Chi.	5	0	1	1	9
VINCELETTE, Dan	NYI	32	8	14	22	9
VOLK, David	NYI	24	0	0	0	0
VUKOTA, Mick	Was.-Mon.-Van.	47	15	14	29	44
WALTER, Ryan	Van.	1	0	0	0	2
WARD, Dixon	Wpg.-L.A.	24	0	6	6	6
WATERS, Tim	NYR-Edm.	9	0	2	2	6
WEIGHT, Doug	N.J.-Hid.	19	3	8	11	34
WEINRICK, Eric	L.A.-Phi.-Buf.-NYR	47	2	9	11	125
WELLS, Jay	Edm.	2	1	0	1	4
WERENK, Brad	Bos.	19	2	10	12	16
WESLEY, Glen	S.J.	1	0	0	0	0
WHITNEY, Ray	Buf.-NYR-Edm.-Bos.	15	1	2	3	30
WIEMER, Jim	Min.-S.J.	3	0	1	1	6
WILKINSON, Neil	S.J.	4	0	3	3	2
WILSON, Carey	Hid.-NYR-Cgy.	23	5	14	19	27
WILSON, Doug	Chi.-S.J.	43	8	22	30	34
WILSON, Ron	Wpg.-STL	27	4	12	12	12
WINNES, Chris	Bos.	2	0	0	0	2
WOLANIN, Craig	N.J.-Que.	29	0	4	4	35
WOOD, Dody	S.J.	10	0	1	1	5
WOOD, Randy	NYI-Ott.	34	10	11	21	27
WOOLLEY, Jason	Was.	1	0	0	0	0
YAKE, Terry	Hid.	2	1	0	1	2
YAWNEY, Trent	Chi.-Cgy.	12	2	2	3	6
YERGIN, Steve	Cgy-Bos.	9	4	0	0	0
YOUNG, Scott	Que.	3	2	2	4	2
YSEBAERT, Paul	N.J.-Det.	11	3	3	6	4
YUSHEVICH, Dimitri	Phi.	6	0	1	1	6
ZERBERN, Steve	Det.	28	14	26	41	6
ZELINSKY, Zarely	T.B.	2	2	1	3	2
ZELEPUKIN, Valeri	N.J.	11	6	4	10	20
ZELTZ, Rob	Min.-S.J.	37	9	25	34	21
ZEZEL, Alexei	Phi.-STL-Was.-Tor.	37	2	0	1	1
ZHITNIK, Alexei	L.A.	2	1	3	4	4
ZIMSKY, Doug	S.J.	1	0	1	1	4
ZOMBO, Rick	Det.-STL	16	0	0	0	16
ZUBOV, Sergei	NYR	5	1	1	2	0

CAREER GOALTENDING RECORDS VS PITTSBURGH

(Active Opponent Goaltender)

NAME	TEAM	GP	MP	GA	SO	AVG.	W-L-T
Don Beaupre	Min.-Was.	28	1476	89	1	3.62	10-13-1
Stephane Beayregard	Wpg.-Phi.	3	160	20	0	7.50	0-3-0
Ed Belfour	Chi.	6	294	15	0	3.06	3-2-0
Craig Billington	NJ	13	754	49	1	3.90	4-6-2
John Blue	Bos.	3	179	7	1	2.35	1-2-0
Sean Burke	NJ-Hfd.	14	895	54	1	3.62	7-5-3
Jon Casey	Min.	10	582	34	0	3.51	3-6-1
Tim Cheveldae	Det.	9	508	37	1	4.37	2-5-2
Tom Draper	Buf.	1	60	5	0	5.00	0-1-0
Bob Essensa	Wpg.	8	444	20	1	2.70	3-3-1
Stephane Fiset	Que.	4	179	23	0	7.71	0-3-1
Mark Fitzpatrick	LA-NYI	13	778	58	0	4.47	5-7-1
Grant Fuhr	Edm.-Tor.-Buf.	15	830	54	0	3.90	9-2-2
Troy Gamble	Van.	2	120	11	0	5.50	0-2-0
Mario Gosselin	Hfd.	1	36	5	0	8.33	0-1-0
Jeff Hackett	NYI-SJ	4	184	11	0	3.59	1-3-0
Dominik Hasek	Chi.-Buf.	4	212	15	0	4.25	1-3-0
Brian Hayward	Wpg.-Mtl.-Min.-SJ	13	713	58	0	4.88	3-8-0
Glen Healy	LA-NYI	15	822	60	0	4.38	3-8-2
Guy Hebert	St.L.	3	165	12	0	4.36	1-1-0
Ron Hextall	Phi.-Que.	24	1369	80	0	3.51	10-10-3
Corey Hirsch	NYR	1	40	5	0	7.50	0-1-0
Jim Hrivnak	Wash.	8	338	23	0	4.08	2-2-1
Kelly Hrudey	NYI-LA	34	1967	103	2	3.14	21-10-1
Arturs Irbe	SJ	2	68	11	0	9.71	0-1-0
Pat Jablonski	TB	1	25	0	0	0.00	0-0-0
Curtis Joseph	St.L.	5	255	14	0	3.29	3-2-0
Trevor Kidd	Cgy.	1	59	5	0	5.01	0-1-0
Danny Lorenz	NYI	1	60	3	0	3.00	1-0-0
Kirk McLean	Van.	8	484	29	1	3.60	3-4-1
Andy Moog	Edm.-Bos.	23	1335	86	0	4.25	12-8-2
Frank Pietrangelo	Hfd.	3	109	11	0	6.06	0-1-0
Felix Potvin	Tor.	1	60	2	0	2.00	1-0-0
Darren Poppa	Buf.	9	446	31	0	4.17	3-3-1
Andre Racicot	Mtl.	1	38	2	0	3.20	0-0-0
Bill Ranford	Bos.-Edm.	11	602	44	0	4.39	7-4-0
Vincent Riendeau	St.L.	2	120	13	0	6.50	1-1-0
Mike Richter	NYR	13	692	52	0	4.51	2-9-1
Jeff Reese	Tor.-Cgy.	2	83	10	0	7.23	1-0-0
Dominic Roussel	Phi.	4	153	14	0	5.49	0-1-1
Patrick Roy	Mtl.	19	1122	53	0	2.83	11-5-3
Peter Sidorkiewicz	Hfd.-Ott.	10	590	45	0	4.58	5-3-2
Tommy Soderstrom	Phi.	5	259	20	0	4.63	1-4-0
Rob Stauber	LA	1	63	4	0	3.81	0-1-0
Rick Tabaracci	Wpg.-Wash.	2	119	6	0	3.03	0-2-0
Chris Terreri	NJ	19	1028	61	0	3.56	7-11-0
Ron Tugnutt	Que.-Edm.	8	466	36	0	4.64	2-6-0
John Vanbiesbrouck	NYR	38	2045	136	0	3.99	18-13-2
Mike Vernon	Cgy.	15	853	57	0	4.01	6-7-1
Jimmy waite	Chi.	2	78	5	0	3.85	0-1-1
Darcy Wakaluk	Buf.-Min.	4	201	14	0	4.18	2-1-0
Steve Weeks	NYR-Hfd.-Van-NYI-Ott.	19	1044	71	0	4.08	8-9-1
Kay Whitmore	Hfd.-Van.	3	180	12	0	4.00	2-1-0
Wendell Young	Van.-Phi.-TB	11	604	49	0	4.87	1-1-2

The Penguins employed 28 players during the 1992-93 season. They began the season with 26 players and finished the season with 24.

LEADING PERFORMERS VS PITTSBURGH (1967-1993)

ALL-TIME LEADING SCORERS VS PITTSBURGH

PLAYERS	TEAM(S)	GP	G	A	PTS	PIM	PP	SH	GW
1. CLARKE, Bobby	Philadelphia	76	44	64	108	67	9	6	6
2. TROTTIER, Bryan *	NY Islanders	82	47	58	105	58	18	2	5
3. DIONNE, Marcel	Det./LAK/NYR	82	41	62	103	40	8	2	4
4. LAFLEUR, Guy	Mtl./NYR/Que.	73	47	55	102	25	13	2	10
5. GRETZKY, Wayne *	Edmonton/Los Angeles	40	40	61	101	12	5	3	6
6. GARTNER, Mike	Wash./Min./NYR	84	51	43	94	134	17	1	6
7. PERREAULT, Gilbert	Buffalo	69	39	51	90	16	11	0	10
8. PARK, Brad	NYR/Bos./Det.	64	31	59	90	90	14	2	6
9. ESPOSITO, Phil	Boston/NY Rangers	65	40	44	84	54	16	1	8
10. SITTLER, Darryl	Tor./Phil./Det.	71	37	46	83	69	10	0	6
11. RATELLE, Jean	NY Rangers/Boston	67	31	46	77	12	6	0	5
12. BOSSY, Mike	NY Islanders	53	42	31	73	12	17	0	9
13. STASTNY, Peter *	Quebec/New Jersey	51	32	40	72	33	12	1	3
14. POTVIN, Denis	NY Islanders	74	11	61	72	117	8	0	2
15. BUCYK, John	Boston	54	15	56	71	6	3	0	2
16. GORING, Butch	Los Angeles/NY Islanders	80	34	37	71	12	9	6	3
17. MIKITA, Stan	Chicago	52	32	39	71	51	5	1	6
18. MESSIER, Mark *	Edmonton/NY Rangers	48	19	51	70	111	5	1	2
19. PROPP, Brian *	Philadelphia/Minnesota	69	25	43	68	89	6	1	2
20. BARBER, Bill	Philadelphia	58	37	30	67	28	9	4	4
21. TONELLI, John	NY/LAK/Chi./Que.	63	25	42	67	46	6	3	4
22. MARUK, Denis	Cal./Cle./Min./Wash.	57	32	34	66	74	8	1	1
23. McDONALD, Lanny	Toronto/Calgary	53	27	39	66	36	7	1	2
24. LAFONTAINE, Pat *	NY Islanders/Buffalo	54	31	34	65	28	14	1	2
25. LEMAIRE, Jacques	Montreal	63	27	38	65	6	6	2	7
26. COURNOYER, Yvon	Montreal	54	28	36	64	8	7	0	8
27. RIDLEY, Mike *	NY Rangers/Washington	56	30	33	63	35	13	0	2
28. HOWE, Mark *	Hart./Phil./Det.	64	18	45	63	32	8	3	2
29. MAHOVLICH, Peter	Montreal	51	24	38	62	45	4	1	5
30. SUTTER, Brent *	NY Islanders/Chicago	67	24	38	62	125	10	0	3
31. KERR, Tim	Phil./NYR/Hart.	54	31	30	61	76	14	0	6
32. SHUTT, Steve	Montreal	58	28	33	61	28	6	0	2
33. TAYLOR, Dave *	Los Angeles	50	18	43	61	62	5	0	3
34. ORR, Bobby	Boston/Chicago	40	20	40	60	80	7	0	2
35. HUNTER, Dale *	Quebec/Washington	64	21	39	60	184	8	0	1
36. ROBINSON, Larry	Montreal/Los Angeles	72	11	49	60	38	3	0	1

INDIVIDUAL CATEGORY LEADERS

GAMES PLAYED	GOALS	ASSISTS	PENALTY MINUTES
1. M. Gartner * 84	1. M. Gartner * 51	1. B. Clarke 64	1. S. Stevens * 264
2. B. Trottier * 82	2. B. Trottier * 47	2. M. Dionne 62	2. R. Tocchet * 211
3. M. Dionne 82	3. G. Lafleur 47	3. D. Potvin 61	3. C. Nilan 195
4. B. Goring 80	4. B. Clarke 44	4. W. Gretzky * 61	4. D. Hunter * 184
5. B. Clarke 76	5. M. Bossy 42	5. B. Park 59	5. C. Vadnais 174
6. R. Langway * 76	6. M. Dionne 41	6. B. Trottier * 58	6. N. Fotiu 168

TOP GOALIES VS PITTSBURGH

(300 Minute Minimum)

GOALTENDERS	TEAM(S)	GP	MIN	GA	GAA	SO	W-L-T
1. WAKELY, Ernie	St. Louis	11	595	17	1.71	5	7-2-1
2. PARENT, Bernie	Toronto/Philadelphia	36	2160	71	1.97	10	21-9-6
3. GAMBLE, Bruce	Philadelphia/Toronto	15	882	27	2.04	5	7-3-3
4. EDWARDS, Roy	Detroit	17	992	35	2.11	1	10-3-4
5. HALL, Glenn	St. Louis	11	660	24	2.18	1	5-2-3
6. GIACOMIN, Ed	NY Rangers/Detroit	32	1900	74	2.33	7	20-7-4
7. CROZIER, Roger	Buffalo	20	1055	42	2.39	1	10-1-6
8. RIGGIN, Pat	Atl./Cgy./Wash./Bos.	14	840	34	2.43	2	9-2-3
9. PLANTE, Jacques	St. Louis	20	1107	45	2.44	1	10-6-3
10. CHEEVERS, Gerry	Boston	25	2300	94	2.45	3	15-5-5
11. ESPOSITO, Tony	Chicago	48	2880	124	2.58	5	30-11-6
12. DRYDEN, Ken	Montreal	21	1215	53	2.62	1	15-3-2
13. FROESE, Bob	Philadelphia/NY Rangers	26	1494	66	2.65	0	20-4-1
14. ESSENSA, Bob *	Winnipeg	8	444	20	2.70	1	3-3-1
15. BOUCHARD, Dan	Atl./Cgy./Que./Wpg.	27	1532	71	2.78	2	15-9-3
16. ROY, Patrick *	Montreal	19	1122	53	2.83	0	11-5-3

INDIVIDUAL CATEGORY LEADERS

GAMES PLAYED	WINS	SHUTOUTS	SAVE PERCENTAGE
1. R. Vachon 64	1. R. Vachon 34	1. B. Parent 10	1. E. Wakely .937
2. T. Esposito 48	2. T. Esposito 30	2. R. Vachon 7	2. B. Parent .935
3. B. Smith 44	3. B. Parent 21	3. E. Giacomini 7	3. B. Gamble .933
4. C. Maniago 39	4. B. Smith 21	4. B. Gamble 5	4. G. Hall .927
5. G. Meloche 38	5. K. Hrudey * 21	5. C. Maniago 5	5. J. Plante .922
6. J. Vanbiesbrouck * 38	6. B. Froese 20	6. T. Esposito 5	6. T. Esposito .921
7. B. Parent 36	7. E. Giacomini 20	7. E. Wakely 5	7. R. Edwards .920

* = Active Player

STREAKS (WINNING - LOSING - UNBEATEN - WINLESS)

YEAR	OVERALL				HOME				ROAD			
	WIN	UNBT	LOSS	WINL	WIN	UNBT	LOSS	WINL	WIN	UNBT	LOSS	WINL
1967-68	4	5	3	4	3	5	2	5	3	3	5	8
1968-69	4	6	7	9	4	4	4	6	2	5	8	14
1969-70	3	4	6	10	4	6	3	4	2	2	4	9
1970-71	2	4	4	8	7	7	2	5	2	3	5	18 *
1971-72	4	5	6	9	3	4	3	4	3	6	6	14
1972-73	4	5	5	8	4	8	3	3	1	2	9	9
1973-74	3	4	6	8	3	6	4	4	2	3	4	5
1974-75	3	7	3	7	9	20 *	2	4	3	4	4	6
1975-76	4	11	3	7	6	10	4	4	2	6	7	9
1976-77	3	6	4	6	3	7	2	3	2	2	3	6
1977-78	2	7	5	6	2	6	3	5	2	6	5	8
1978-79	4	10	4	5	6	8	3	3	3	7 *	6	8
1979-80	3	7	6	8	4	7	5	5	2	3	7	7
1980-81	6	6	3	6	5	6	3	3	2	4	8	11
1981-82	4	7	4	9	4	8	2	5	3	3	7	12
1982-83	3	5	11 *	18 *	3	3	4	7	1	2	18 *	18 *
1983-84	2	3	8	8	1	2	7 *	11 *	4	5	6	7
1984-85	5	5	9	12	3	3	4	7	2	2	8	10
1985-86	5	5	5	7	4	10	4	6	2	2	5	5
1986-87	7	7	4	9	6	6	2	3	2	2	4	12
1987-88	4	4	6	10	6	5	3	7	4	4	4	5
1988-89	5	8	4	6	6	10	4	4	3	3	4	8
1989-90	4	5	4	8	7	7	4	4	2	3	8	13
1990-91	6	7	3	5	11 *	14	3	5	3	4	6	10
1991-92	4	6	4	6	9	9	4	4	5	5	4	7
1992-93	17 #	18 *	3	3	10	11	2	3	6 *	7 *	3	2

* - CLUB RECORD

- NHL RECORD

WIN - Winning Streak

LOSS - Losing Streak

UNBT - Unbeaten streak

WINL - Winless Streak

STREAKS

Longest Winning:	17 (March 9 to April 10, 1993)
Longest Home Winning:	11 (January 5 to March 7, 1991)
Longest Road Winning:	6 (March 14 to April 9, 1993)
Longest Unbeaten:	18 (March 9 to April 14, 1993) (17-0-1)
Longest Home Unbeaten:	20 (Nov. 30, 1974 to Feb. 22, 1975) (12-0-8)
Longest Road Unbeaten:	7 (March 13 to March 27, 1979) (5-0-2)
	7 (March 14 to April 14, 1993) (6-0-1)
Longest Losing:	11 (January 22 to February 10, 1983)
Longest Home Losing:	8 (April 3 to Oct. 29, 1983) (2 seasons)
	7 (October 8 to October 29, 1983)
Longest Road Losing:	18 (December 23, 1982 to March 4, 1983)
Longest Winless:	18 (January 2 to February 10, 1983) (0-17-1)
Longest Home Winless:	12 (April 3 to Nov. 9, 1983) (0-10-2) (2 seasons)
	11 (October 8 to November 9, 1983) (0-9-2)
Longest Away Winless:	18 (Oct. 25, 1970 to Jan. 14, 1971) (0-11-7)
	18 (Dec. 23, 1982 to March 4, 1983) (0-18-0)
Consecutive Games Without Being Shut out:	211 (January 7, 1989 to October 28, 1991)
Consecutive Home Games Without Being Shut out:	159 (November 3, 1987 to October 24, 1991)
Consecutive Road Games Without Being Shut out:	120 (January 12, 1990 to December 29, 1991)
Consecutive Games Without Shutting Out Opponent:	156 (March 12, 1977 to December 9, 1978)
Consecutive Home Games Without Shutting Out Opponent:	95 (April 2, 1980 to December 1, 1982)
Consecutive Road Games Without Shutting Out Opponent:	188 (January 24, 1987 to December 5, 1991)
Consecutive Games Tied:	4 (December 8 to December 15, 1979)

FASTEST GOALS

ONE PLAYER

FASTEST TWO GOALS, PITTSBURGH:

7 seconds by Wally Boyer, March 5, 1970 at Detroit vs Roy Edwards in a 5-3 Detroit win.
8 seconds by Shawn McEachern, Oct. 22, 1992 vs Detroit vs Tim Cheveldae in a 9-6 Pittsburgh win.
9 seconds by Darryl Edestrand, March 12, 1972 at Boston vs Gerry Cheevers in a 4-4 tie.

OPPONENT: 6 seconds by Sylvain Turgeon (Hartford) March 28, 1987 at Hartford vs Pat Riffin in a 5-4 Hartford win.

FASTEST TWO ASSISTS, PITTSBURGH:

7 seconds by Ron Schock, March 5, 1970 at Detroit on goals by Wally Boyer in a 5-3 Detroit win.

OPPONENT: 6 seconds by Pete Mahovich (Montreal) April 2, 1975 at Montreal in a 6-0 Montreal win.

FASTEST THREE GOALS, PITTSBURGH:

4:17 by Lowell MacDonald, November 13, 1973 vs Minnesota vs Cesare Maniago in a 5-2 Pittsburgh win.

OPPONENT: 1:18 by Derek King (NY Islanders) October 15, 1991 vs Tom Barrasso at NY Islanders in a 7-6 Pittsburgh overtime win.

FASTEST FOUR GOALS, PITTSBURGH:

21:16 by Mario Lemieux, January 8, 1990 at NY Rangers vs Bob Froese and John Vanbiesbrouck in a 7-5 Pittsburgh win.

OPPONENT: 34:40 by Stan Gilbertson (Washington) April 6, 1975 vs Bob Johnson at Washington in a 8-4 Washington win.

TEAM

FASTEST TWO GOALS, BOTH TEAMS: (NHL RECORD)

4 seconds by Wayne Bianchin (Pittsburgh) & Guy Chouinard (Atlanta), March 15, 1977 at Atlanta in a 7-3 Atlanta win.
5 seconds by Rick Martin (Buffalo) & Greg Polis (Pittsburgh), January 3, 1974 at Buffalo in a 6-1 Buffalo win.

PITTSBURGH: 6 seconds by Paul Coffey and Troy Loney, February 22, 1990 vs NY Islanders in a 4-3 overtime Pittsburgh win.
6 seconds by Mark Recchi and John Cullen, February 16, 1990 at Winnipeg in a 3-3 tie.

OPPONENT: 6 seconds by Guy Lafleur & Steve Shutt (Montreal), April 2, 1975 at Montreal in a 6-0 Montreal win.
6 seconds by Sylvain Turgeon (2) (Hartford), March 28, 1987 at Hartford in a 5-4 Hartford win.

FASTEST THREE GOALS, BOTH TEAMS:

30 seconds by Mario Lemieux (2) (Pittsburgh) & Al Iafrate (Toronto), October 17, 1989 vs Toronto in a 7-5 Pittsburgh win.
27 seconds by Al McDonough, Ken Schinkel & Ron Schock, November 22, 1972 vs St. Louis in a 10-4 Pittsburgh win.
21 seconds by Michal Pivonka & Steve Leach (2) (Washington) November 25, 1990 at Washington in a 7-3 Washington win.

OPPONENT:

FASTEST FOUR GOALS, BOTH TEAMS:

1:17 by Pierre Larouche (Pittsburgh), Guy Lafleur (2) (Montreal) & Pete Mahovich (Montreal), January 26, 1975 at Montreal in a 7-2 Montreal win.
1:49 by Bryan Hextall, Jean Pronovost, Al McDonough & Ken Schinkel, November 22, 1972 vs St. Louis in a 10-4 Pittsburgh win.

PITTSBURGH:

1:49 by Jean Pronovost, Al McDonough, Ken Schinkel & Ron Schock, November 22, 1972 vs St. Louis in a 10-4 Pittsburgh win.

OPPONENT: 1:22 by Bobby Clarke, Ilkka Sinisalo, Reggie Leach & Ken Linseman (Philadelphia), October 11, 1981 at Philadelphia in a 8-2 Philadelphia win.

FASTEST GOALS

FASTEST FIVE GOALS,

- BOTH TEAMS:** 3:34 by Paul Reinhart (Vancouver), Tony Tanti (Pittsburgh), Jyrki Lumme (Vancouver), Bob Errey (Pittsburgh) & Greg Adams (Vancouver), March 11, 1990 at Vancouver in a 5-3 Vancouver win.
- PITTSBURGH:** 2:07 by Bryan Hextall, Jean Pronovost, Al McDonough, Ken Schinkel & Ron Schock, November 22, 1972 vs St. Louis in a 10-4 Pittsburgh win.
- OPPONENT:** 2:37 by Duane Sutter, Bryan Trottier (2), John Tonelli & Duane Sutter (NY Islanders), January 26, 1982 at NY Islanders in a 9-2 NY Islanders win.

FASTEST SIX GOALS,

- PITTSBURGH:** 5:02 by Greg Polis, Bryan Hextall, Jean Pronovost, Al McDonough, Ken Schinkel & Ron Schock, November 22, 1972 vs St. Louis in a 10-4 Pittsburgh win.

FASTEST SEVEN GOALS,

- PITTSBURGH:** 12:11 by Al McDonough, Greg Polis, Bryan Hextall, Jean Pronovost, Al McDonough, Ken Schinkel & Ron Schock, November 22, 1972 vs St. Louis in a 10-4 Pittsburgh win.

FASTEST GOAL START OF GAME,

- PITTSBURGH:** 6 seconds by Jean Pronovost, March 25, 1976 at St. Louis in a 5-2 St. Louis win.
- OPPONENT:** 9 seconds by Ross Lonsberry (Philadelphia), October 20, 1977 at Philadelphia in an 11-0 Philadelphia win.

FASTEST GOAL START OF 2ND PERIOD,

- PITTSBURGH:** 7 seconds by Lowell MacDonald, February 10, 1973 at Boston in a 6-3 Boston win.
- OPPONENT:** 7 seconds by Joey Johnston (California), October 20, 1973 at Pittsburgh in a 5-3 Pittsburgh win.
7 seconds by Stan Gilbertson (Washington), November 12, 1975 at Washington in a 6-6 tie.

FASTEST GOAL START OF 3RD PERIOD,

- PITTSBURGH:** 12 seconds by Greg Polis, April 1, 1972 at Philadelphia in a 4-4 tie.
- OPPONENT:** 13 seconds by Janne Ojanen (New Jersey), Oct. 24, 1992 at New Jersey in a 4-3 Pittsburgh win.

EARLIEST WINNING GOAL,

- PITTSBURGH:** 35 seconds by Ken Schinkel, October 17, 1972 at NY Islanders in a 5-0 Pittsburgh win.
- OPPONENT:** 9 seconds by Ross Lonsberry (Philadelphia), October 20, 1977 at Philadelphia in an 11-0 Philadelphia win.

FASTEST TWO GOALS FROM START OF GAME,

- PITTSBURGH:** 29 seconds by George Ferguson & Greg Malone, December 6, 1980 vs Chicago in a 6-4 Pittsburgh win.
- OPPONENT:** 40 seconds by Tim Kerr & Bill Barber (Philadelphia), October 9, 1983 at Philadelphia in a 7-1 Philadelphia win.

FASTEST OVERTIME GOAL,

- PITTSBURGH:** 13 seconds by Kevin Stevens, March 21, 1991 vs NY Rangers in a 5-4 overtime Pittsburgh win.
24 seconds by Charlie Simmer, January 23, 1988 at Montreal in a 4-3 overtime Pittsburgh win.
25 seconds by Mario Lemieux, April 6, 1986 at NY Rangers in a 5-4 overtime Pittsburgh win.
- OPPONENT:** 35 seconds by Dave Andreychuk (Buffalo), February 8, 1984 at Pittsburgh in a 6-5 overtime Buffalo win.

PENGUINS' ALL-TIME OVERTIME RECORD

YEAR	OVERALL					HOME					ROAD				
	GP	W	L	T	PTS	GP	W	L	T	PTS	GP	W	L	T	PTS
1983-84	12	1	5	6	8	7	0	3	4	4	5	1	2	2	4
1984-85	8	3	0	5	11	3	0	0	3	3	5	3	0	2	8
1985-86	14	3	3	8	14	7	1	1	5	7	7	2	2	3	7
1986-87	21	5	4	12	22	11	4	1	6	14	10	1	3	6	8
1987-88	16	5	2	9	19	9	2	1	6	10	7	3	1	3	9
1988-89	10	2	1	7	11	3	0	0	3	3	7	2	1	4	8
1989-90	14	3	3	8	14	7	2	2	3	7	7	1	1	5	7
1990-91	12	4	2	6	14	7	3	1	3	9	5	1	1	3	5
1991-92	12	2	1	9	13	8	1	1	6	8	4	1	0	3	5
1992-93	10	3	0	7	13	6	2	0	4	8	4	1	0	3	5
TOTAL	129	31	21	77	139	68	15	10	43	73	61	16	11	34	66

PITTSBURGH'S OVERTIME VICTORIES

PLAYER	DATE	TIME	OPPONENT	GOALIE	FINAL SCORE
RANDY CARLYLE	12/23/83	2:12	@ New Jersey	Resch	6-5
MARIO LEMIEUX	11/14/84	3:54	@ Winnipeg	Behrend	4-3
RANDY HILLIER	12/7/84	1:06	@ NY Rangers	Hanlon	4-3
WAYNE BABYCH	3/9/85	1:06	@ Boston	Peeters	6-5
DAN FRAWLEY	12/19/85	0:38	@ Minnesota	Casey	4-3
DOUG SHEDDEN	2/24/86	3:54	vs Los Angeles	Melanson	6-5
MARIO LEMIEUX	4/6/86	0:25	@ NY Rangers	Hanlon	5-4
DOUG BODGER	10/11/86	0:50	vs NY Rangers	Vanbiesbrouck	5-4
MARIO LEMIEUX	10/14/86	3:40	vs Los Angeles	Melanson	4-3
RANDY GUNNEYWORTH	11/22/86	2:30	vs Buffalo	Cloutier	5-4
CHRIS KONTOS	2/8/87	2:12	@ New Jersey	Chevrier	2-1
MARIO LEMIEUX	4/4/87	1:26	vs Detroit	Hanlon	4-3
CRAIG SIMPSON	10/31/87	4:05	@ Quebec	Brunetta	5-4
MOE MANTHA	11/14/87	2:04	vs NY Rangers	Vanbiesbrouck	3-2
CHARLIE SIMMER	1/23/88	0:24	@ Montreal	Hayward	4-3
MARIO LEMIEUX	2/2/88	4:11	vs Washington	Peeters	3-2
MARIO LEMIEUX	4/2/88	4:02	@ Washington	Malarchuk	7-6
ROB BROWN	12/26/88	1:39	@ Hartford	Liut	4-3
MARIO LEMIEUX	4/2/89	3:38	@ Philadelphia	Empty Net	6-5
RANDY HILLIER	10/14/89	1:40	vs Montreal	Roy	2-1
TROY LONEY	2/14/90	3:33	@ NY Rangers	Richter	4-3
RANDY GILHEN	2/22/90	4:26	vs NY Islanders	Fitzpatrick	4-3
MARK RECCHI	11/24/90	1:11	vs Washington	Liut	3-2
SCOTT YOUNG	1/17/91	3:31	@ Toronto	Ing	6-5
PAUL STANTON	1/29/91	2:46	vs Washington	Beaupre	3-2
KEVIN STEVENS	3/21/91	0:13	vs NY Rangers	Vanbiesbrouck	5-4
PHIL BOURQUE	10/15/91	2:30	@ NY Islanders	Healy	7-6
KEVIN STEVENS	11/13/91	3:25	vs Edmonton	Ranford	5-4
JAROMIR JAGR	12/17/92	2:50	@ Philadelphia	Soderstrom	5-4
JAROMIR JAGR	3/11/93	3:18	vs Los Angeles	Staubert	4-3
ULF SAMUELSSON	4/7/93	2:11	vs Montreal	Roy	4-3

PITTSBURGH'S OVERTIME DEFEATS

LUCIEN DEBLOIS	10/12/83	1:34	vs Winnipeg	Dion	4-3
BOBBY CLARKE	11/20/83	2:43	@ Philadelphia	Herron	5-4
PAUL MACLEAN	1/18/84	1:28	vs Winnipeg	Dion	5-4
DAVE ANDREYCHUK	2/8/84	0:35	vs Buffalo	Herron	6-5
MARK OSBORNE	2/26/84	2:18	@ NY Rangers	Herron	4-3
TIGER WILLIAMS	11/16/85	3:10	@ Los Angeles	Romano	4-3
MURRAY CRAVEN	12/22/85	2:12	@ Philadelphia	Meloche	3-2
ILKKA SINISALO	4/5/86	1:49	vs Philadelphia	Meloche	3-2
STEVE THOMAS	12/13/86	4:36	@ Toronto	Romano	3-2
MIKE BOSSY	12/23/86	3:25	@ NY Islanders	Romano	4-3
MIKE GARTNER	1/1/87	1:30	@ Washington	Romano	4-3
TOMAS SANDSTROM	3/14/87	1:05	vs NY Rangers	Riggin	3-2
KEVIN DINEEN	1/9/88	0:55	@ Hartford	Meloche	5-4
MARIO MAROIS	2/23/88	2:40	vs Winnipeg	Pietrangelo	4-3
DAVE TAYLOR	3/7/89	2:37	@ Los Angeles	Barrasso	3-2
DON MALONEY	2/6/90	4:28	vs NY Islanders	Barrasso	8-7
CRAIG MACTAVISH	3/6/90	1:17	@ Edmonton	Pietrangelo	4-3
UWE KRUPP	3/31/90	1:00	vs Buffalo	Barrasso	3-2
TONY GRANATO	11/17/90	0:52	@ Los Angeles	Pietrangelo	2-1
PATRICK FLATLEY	12/23/90	4:29	vs NY Islanders	Pietrangelo	4-3
DONALD AUDETTE	1/23/92	3:15	vs Buffalo	Young	5-4

PITTSBURGH SHUTOUTS

NAME/NO.	DATE - LOCATION	SCORE	SAVES
	1967-68 (7)		
Les Binkley	Nov. 4 at California	1-0	31
Hank Bassen	Nov. 15 vs Philadelphia	5-0	27
Les Binkley (2)	Dec. 23 vs Minnesota	4-0	23
Les Binkley (3)	Dec. 27 vs California	0-0	24
Les Binkley (4)	Jan. 28 at Boston	1-0	33
Les Binkley (5)	Feb. 1 vs St. Louis	2-0	22
Les Binkley (6)	Mar. 30 vs Philadelphia*	2-0	23
*Game played in Quebec City instead of Philadelphia			
	1968-69 (2)		
Joe Daley	Feb. 19 vs Boston	3-0	41
Joe Daley (2)	Mar. 23 vs Minnesota	5-0	32
	1969-70 (5)		
Les Binkley (7)	Nov. 12 at Toronto	3-0	31
Les Binkley (8)	Dec. 10 at Los Angeles	2-0	29
Al Smith	Feb. 26 at Los Angeles	1-0	30
Al Smith (2)	Mar. 8 at NY Rangers	0-0	33
Les Binkley (9)	Mar. 25 vs Minnesota	2-0	25
	1970-71 (4)		
Les Binkley (10)	Oct. 17 vs Philadelphia	0-0	24
Al Smith (3)	Dec. 8 vs Toronto	4-0	29
Les Binkley (11)	Mar. 3 vs Montreal	4-0	33
Al Smith (4)	Mar. 13 vs Minnesota	0-0	20
	1971-72 (1)		
Jim Rutherford	Feb. 17 at Buffalo	2-0	23
	1972-73 (5)		
Denis Herron	Oct. 17 at NY Islanders	5-0	24
Denis Herron (2)	Oct. 24 at Vancouver	4-0	23
Jim Rutherford (2)	Jan. 20 vs Boston	3-0	26
Jim Rutherford (3)	Feb. 20 at NY Islanders	4-0	34
Jim Rutherford (4)	Feb. 24 vs Chicago	2-0	32
	1973-74 (1)		
Andy Brown	Mar. 24 vs Detroit	8-0	23
	1974-75 (2)		
Gary Inness	Nov. 17 vs Washington	6-0	26
Gary Inness (2)	Nov. 23 vs Los Angeles	0-0	30
	1975-76 (2)		
Michel Plasse	Mar. 6 vs Minnesota	5-0	18
Michel Plasse (2)	Mar. 28 vs Detroit	3-0	29
	1976-77 (6)		
Dunc Wilson	Nov. 13 vs Philadelphia	1-0	25
Dunc Wilson (2)	Nov. 21 vs Chicago	5-0	25
Dunc Wilson (3)	Jan. 19 at Vancouver	3-0	21
Dunc Wilson (4)	Jan. 27 at NY Rangers	3-0	30
Dunc Wilson (5)	Feb. 3 at Cleveland	0-0	22
Denis Herron (3)	Mar. 9 vs Colorado	3-0	32
	1977-78 (0)		
	1978-79 (2)		
Greg Millen	Dec. 13 vs St. Louis	3-0	33
Greg Millen (2)	Jan. 16 vs Minnesota	5-0	25
	1979-80 (3)		
Greg Millen (3)	Dec. 19 at Chicago	0-0	29
Rob Holland	Mar. 2 vs NY Islanders	0-0	24
Greg Millen (4)	Mar. 30 vs Washington	4-0	28
	1980-81 (0)		
	1981-82 (1)		
Gary Edwards	Mar. 21 at Colorado	6-0	28
	1982-83 (1)		
Denis Herron (4)	Dec. 4 vs Philadelphia	0-0	34
	1983-84 (2)		
Denis Herron (5)	Oct. 14 at Washington	4-0	29
Roberto Romano	Feb. 1 vs Minnesota	4-0	34
	1984-85 (2)		
Roberto Romano (2)	Dec. 28 vs Hartford	4-0	34
Denis Herron (6)	Mar. 16 vs NY Rangers	5-0	26
	1985-86 (2)		
Roberto Romano (3)	Dec. 2 at NY Rangers	6-0	40
Roberto Romano (4)	Feb. 8 vs New Jersey	4-0	27
	1986-87 (1)		
G. Meloche & R. Romano (Romano replaced Meloche at 10:11)	Jan. 23 at Vancouver	6-0	30
	1987-88 (2)		
Frank Pietrangelo	Feb. 4 vs Minnesota	1-0	31
Steve Guenette	Mar. 19 vs Philadelphia	7-0	38
	1988-89 (0)		
	1989-90 (1)		
Wendell Young	Nov. 14 vs NY Rangers	6-0	25
	1990-91 (1)		
Tom Barrasso	Dec. 28 vs Detroit	5-0	27
	1991-92 (1)		
Tom Barrasso (2)	Dec. 5 at San Jose	8-0	39
	1992-93 (5)		
Tom Barrasso (3)	Nov. 3 vs NY Islanders	2-0	19
Tom Barrasso (4)	Nov. 21 vs New Jersey	2-0	29
Tom Barrasso (5)	Dec. 23 at Philadelphia	4-0	20
K. Wregget/T. Barrasso (Barrasso replaced Wregget at 55:18)	Feb. 8 vs Boston **	4-0	28
Tom Barrasso (6)	Feb. 10 at NY Rangers	3-0	30
** Game played in Atlanta			

OPPONENT SHUTOUTS

NAME/TEAM/NO. VS PENS	DATE/LOCATION	SCORE	SAVES
	1967-68 (5)		
Doug Favell, Philadelphia	Oct. 17 at Philadelphia	1-0	17
Gary Smith, California	Dec. 27 at Pittsburgh	0-0	34
Bruce Gamble, Toronto	Jan. 13 at Toronto	7-0	33
Ed Giacomin, NY Rangers	Mar. 17 at NY Rangers	3-0	20
Cesare Maniago, Minnesota	Mar. 23 at Minnesota	3-0	31
	1968-69 (8)		
Bernie Parent, Philadelphia	Oct. 17 at Philadelphia	3-0	20
Doug Favell, Philadelphia (2)	Nov. 9 at Pittsburgh	3-0	37
Gerry Desjardins, Los Angeles	Jan. 18 at Los Angeles	4-0	30
Bruce Gamble, Toronto (2)	Jan. 25 at Pittsburgh	2-0	30
Glenn Hall, St. Louis	Feb. 12 at St. Louis	2-0	19
Lorne Worsley, Montreal	Feb. 16 at Pittsburgh	4-0	36
Roy Edwards, Detroit	Feb. 20 at Detroit	3-0	26
Ed Johnston, Boston	Mar. 2 at Boston	4-0	19
	1969-70 (14)		
Gerry Cheevers, Boston	Oct. 19 at Boston	4-0	26
Gerry Desjardins, Los Angeles (2)	Oct. 22 at Los Angeles	2-0	25
Ernie Wakely, St. Louis	Nov. 13 at St. Louis	4-0	25
Jacques Plante, St. Louis	Nov. 19 at Pittsburgh	4-0	18
Bruce Gamble, Toronto (3)	Dec. 6 at Toronto	5-0	25
Bernie Parent, Philadelphia (2)	Dec. 21 at Philadelphia	4-0	28
Tony Esposito, Chicago	Dec. 27 at Pittsburgh	3-0	30
Ernie Wakely, St. Louis (2)	Jan. 3 at St. Louis	6-0	26
Tony Esposito, Chicago (2)	Jan. 14 at Chicago	5-0	28
Bruce Gamble, Toronto (4)	Jan. 17 at Toronto	4-0	38
Terry Sawchuk, NY Rangers	Feb. 1 at NY Rangers	6-0	29
Gerry Cheevers, Boston (2)	Feb. 14 at Pittsburgh	3-0	35
Ed Giacomin, NY Rangers (2)	Mar. 8 at NY Rangers	0-0	25
Ed Giacomin, NY Rangers (3)	Mar. 18 at Pittsburgh	2-0	30
	1970-71 (7)		
Bernie Parent, Philadelphia (3)	Oct. 17 at Pittsburgh	0-0	30
Ernie Wakely, St. Louis (3)	Nov. 19 at Pittsburgh	1-0	20
Cesare Maniago, Minnesota (2)	Dec. 12 at Pittsburgh	1-0	35
Tony Esposito, Chicago (3)	Feb. 7 at Chicago	1-0	28
Ed Giacomin, NY Rangers (4)	Feb. 20 at Pittsburgh	2-0	37
Ed Giacomin, NY Rangers (5)	Feb. 27 at Pittsburgh	4-0	26
Cesare Maniago, Minnesota (3)	Mar. 13 at Pittsburgh	0-0	31
	1971-72 (6)		
Cesare Maniago, Minnesota (4)	Oct. 28 at Minnesota	2-0	35
Gary Smith, Chicago (2)	Jan. 8 at Pittsburgh	4-0	24
Ernie Wakely, St. Louis (4)	Jan. 22 at St. Louis	1-0	25
Bruce Gamble, Philadelphia (5)	Jan. 30 at Philadelphia	4-0	33
Cesare Maniago, Minnesota (5)	Feb. 20 at Minnesota	2-0	40
Bernie Parent, Toronto (4)	Feb. 23 at Toronto	2-0	34
	1972-73 (3)		
Roger Crozier, Buffalo	Nov. 12 at Buffalo	1-0	18
R. Low & J. Plante, Toronto	Dec. 29 at Pittsburgh	4-0	42
Ed Giacomin, NY Rangers (6)	Jan. 7 at NY Rangers	3-0	24
	1973-74 (7)		
Bernie Parent, Philadelphia (5)	Oct. 27 at Pittsburgh	6-0	23
Dunc Wilson, Toronto	Nov. 3 at Toronto	6-0	33
Bernie Parent, Philadelphia (6)	Nov. 4 at Philadelphia	7-0	29
Ed Giacomin, NY Rangers (7)	Nov. 18 at NY Rangers	7-0	33
Doug Grant, Detroit	Dec. 15 at Pittsburgh	2-0	36
Rogie Vachon, Los Angeles	Jan. 16 at Pittsburgh	2-0	34
Rogie Vachon, Los Angeles (2)	Jan. 26 at Pittsburgh	2-0	25
	1974-75 (6)		
Rogie Vachon, Los Angeles (3)	Oct. 28 at Los Angeles	2-0	23
Rogie Vachon, Los Angeles (4)	Nov. 23 at Pittsburgh	0-0	32
Bernie Parent, Philadelphia (7)	Dec. 22 at Philadelphia	4-0	24
Bernie Parent, Philadelphia (8)	Mar. 13 at Philadelphia	6-0	22
Rogie Vachon, Los Angeles (5)	Mar. 22 at Los Angeles	4-0	31
Ken Dryden, Montreal	Apr. 2 at Montreal	6-0	23

Booster Club

The Pittsburgh Penguins Booster Club has been in existence since the Pens started play in the National Hockey League back in 1967. The Booster Club has a year round program for members including monthly meetings, trips to Penguins away games, and merchandise sales.

The Club also conducts several major events for the National Autism Society, including an annual bowling tournament and a Penguins Booster Club Awards Supper, which the players and coaches attend. Last season, over \$5,000 was raised for the National Autism Society.

OPPONENT SHUTOUTS

NAME/TEAM/NO. VS PENS	DATE/LOCATION	SCORE	SAVES
1975-76 (2)			
Rogie Vachon, Los Angeles (6)	Oct. 30 at Los Angeles	4-0	21
Gerry Desjardins, Buffalo (3)	Jan. 11 at Buffalo	6-0	28
1976-77 (7)			
Bernie Parent, Philadelphia (9)	Oct. 28 at Philadelphia	3-0	21
Gerry Cheevers, Boston (3)	Nov. 24 at Pittsburgh	4-0	34
Wayne Thomas, Toronto	Jan. 11 at Pittsburgh	2-0	30
Gary Edwards, Cleveland	Feb. 3 at Cleveland	0-0	22
Rogie Vachon, Los Angeles (7)	Mar. 2 at Pittsburgh	5-0	26
Wayne Stephenson, Philadelphia	Mar. 14 at Philadelphia	4-0	22
Gilles Gilbert, Boston	Mar. 27 at Boston	3-0	11
1977-78 (2)			
Bernie Parent, Philadelphia (10)	Oct. 20 at Philadelphia	11-0	20
Dan Bouchard, Atlanta	Jan. 18 at Atlanta	1-0	25
1978-79 (4)			
Dan Bouchard, Atlanta (2)	Nov. 3 at Atlanta	2-0	25
Michel Larocque, Montreal	Feb. 22 at Montreal	12-0	25
Mario Lessard, Los Angeles	Mar. 7 at Pittsburgh	4-0	26
Mike Palmateer, Toronto	Mar. 11 at Toronto	4-0	39
1979-80 (6)			
Tony Esposito, Chicago (4)	Dec. 19 at Chicago	0-0	37
Pete Peeters, Philadelphia	Feb. 2 at Pittsburgh	4-0	30
Don Edwards, Buffalo	Feb. 7 at Buffalo	9-0	25
Michel Dion, Quebec	Feb. 24 at Quebec	2-0	33
Glenn Resch, NY Islanders	Mar. 2 at Pittsburgh	0-0	22
Bill McKenzie, Colorado	Mar. 28 at Colorado	5-0	30
1980-81 (1)			
Pete Peeters, Philadelphia (2)	Jan. 21 at Pittsburgh	5-0	33
1981-82 (1)			
Pat Rigglin, Calgary	Jan. 16 at Calgary	4-0	29
1982-83 (3)			
Billy Smith, NY Islanders	Oct. 14 at NY Islanders	9-0	30
Pelle Lindbergh, Philadelphia	Dec. 4 at Pittsburgh	0-0	24
Markus Mattsson, Minnesota	Jan. 12 at Pittsburgh	7-0	40
1983-84 (4)			
Al Jensen, Washington	Oct. 25 at Pittsburgh	1-0	26
Mike Liut, St. Louis	Dec. 31 at St. Louis	2-0	16
Tony Esposito, Chicago (5)	Jan. 15 at Chicago	2-0	35
Pat Rigglin, Washington (2)	Mar. 24 at Washington	6-0	18
1984-85 (2)			
Kelly Hrudey, NY Islanders	Feb. 2 at Pittsburgh	4-0	26
Bob Janecyk, Los Angeles	Mar. 5 at Los Angeles	6-0	21
1985-86 (1)			
Kelly Hrudey, NY Islanders (2)	Jan. 9 at NY Islanders	9-0	27
1986-87 (2)			
Darren Eliot, Los Angeles	Dec. 17 at Los Angeles	3-0	26
Glen Hanlon, Detroit	Jan. 18 at Pittsburgh	1-0	36
1987-88 (3)			
Allan Bester, Toronto	Oct. 29 at Pittsburgh	4-0	29
Kirk MacLean, Vancouver	Feb. 17 at Vancouver	5-0	27
Sean Burke, New Jersey	Mar. 29 at New Jersey	4-0	25
1988-89 (1)			
Pete Peeters, Washington (3)	Jan. 2 at Washington	8-0	14
1989-90 (0)			
None			
1990-91 (0)			
None			
1991-92 (3)			
Don Beaupre, Washington	Oct. 29 vs Washington	8-0	26
Craig Billington, New Jersey	Jan. 2 at New Jersey	4-0	16
Bob Essensa, Winnipeg	Jan. 28 vs Winnipeg	4-0	38
1992-93 (2)			
Tim Cheveldae, Detroit	Nov. 13 at Detroit	8-0	28
John Blue, Boston	Jan. 14 at Boston	7-0	21
TOTAL - 100	HOME - 34	ROAD - 66	

MOST SHUTOUTS AGAINST - Bernie Parent - 10

PENGUINS HAT TRICKS

NAME/NO.	DATE	TEAM	GOALTENDER
Andy Bathgate	Oct. 18	1967-68 (2) vs Minnesota	Maniago (2)/Bauman
Ken Schinkel	Oct. 21	vs Chicago	Denis DeJordy
None		1968-69 (0)	
Ken Schinkel (2)	Feb. 4	1969-70 (1) vs Minnesota	Maniago/Broderick (2)
Glen Sather	Dec. 19	1970-71 (2) vs Detroit	Jim McLeod (2) & ENG
Duane Rupp	Mar. 24	vs Detroit	Jim Rutherford
Bob Leiter	Dec. 1	1971-72 (1) vs Detroit	Smith (2)/Daley
Al McDonough	Oct. 11	1972-73 (6) at St. Louis	Wayne Stephenson
Lowell MacDonald	Nov. 15	vs Minnesota	Gilles Gilbert
Al McDonough (2)	Nov. 19	vs Atlanta	Phil Myre
Al McDonough (3)	Nov. 22	vs St. Louis	Wayne Stephenson
Eddie Shack	Nov. 29	vs Toronto	Ron Low
Syl Apps	Dec. 13	vs NY Islanders	Gerry Desjardins
Lowell MacDonald (2)	Nov. 13	1973-74 (3) vs Minnesota	Cesare Maniago
Bob Kelly	Mar. 24	vs Detroit	Doug Grant
Lowell MacDonald (3)	Mar. 27	vs Minnesota	Lorne Worsley
Rick Kehoe	Feb. 15	1974-75 (3) at Toronto	Doug Favell
Jean Pronovost	Feb. 26	vs Washington	Michel Belhumeur
Pierre Larouche	Mar. 12	vs Boston	Gilles Gilbert
Jean Pronovost (2)	Nov. 12	1975-76 (9) at Washington	Bernie Woffe
Syl Apps (2)	Dec. 17	at California	Gilles Meloche
Bob Kelly (2)	Dec. 17	at California	Gilles Meloche
Stan Gilbertson	Jan. 18	vs NY Rangers	Wilson/Soetaert (2)
Pierre Larouche (2)	Feb. 8	at Vancouver	Smith (2)/Lockett
Jean Pronovost (3)	Feb. 19	vs Toronto	Doug Favell
Pierre Larouche (3)	Feb. 21	vs Chicago	Gilles Villeneuve
Lowell MacDonald (4)	Feb. 21	vs Chicago	Gilles Villeneuve
Rick Kehoe (2)	Mar. 10	vs Buffalo	Al Smith
Rick Kehoe (3)	Oct. 6	1976-77 (2) vs Vancouver	Maniago (2)/Ridley
Pierre Larouche (4)	Feb. 19	at Toronto	Palmatier/Thomas (2)
Blair Chapman	Nov. 16	1977-78 (3) at Minnesota	Pete LoPresti
Pete Mahovich	Nov. 30	vs Detroit	Ron Low
Wayne Bianchin	Dec. 31	vs Cleveland	Gary Edwards
Orest Kindrachuk	Mar. 4	1978-79 (3) at Colorado	Michel Plasse
Ron Stackhouse	Mar. 18	at NY Rangers	Wayne Thomas
Greg Malone	Mar. 28	vs NY Rangers	Doug Soetaert
Gary McAdam	Nov. 28	1979-80 (1) vs Quebec	Michel Dion
Rick Kehoe (4)	Nov. 26	1980-81 (5) vs Vancouver	Richard Brodeur
Rick Kehoe (5)	Dec. 3	at Toronto	Jiri Crha
Paul Gardner *	Dec. 13	vs Philadelphia	Phil Myre
Rick Kehoe (6)	Jan. 14	vs St. Louis	Ed Staniowski
Gregg Sheppard	Mar. 16	at Edmonton	Ed Mio
Paul Gardner (2)	Nov. 7	1981-82 (4) vs Philadelphia	Pelle Lindbergh
Doug Shedden	Jan. 2	vs Hartford	John Garrett
Rick Kehoe (7)	Jan. 20	vs Boston	Marco Baron
Andre St. Laurent	Mar. 6	at Quebec	Dan Bouchard
Pat Boutette	Oct. 12	1982-83 (3) vs Vancouver	Richard Brodeur
Pat Boutette (2)	Oct. 27	vs Washington	Dave Parro
Rick Kehoe (8)	Dec. 23	at Detroit	Greg Stefan
Andy Brickley	Dec. 26	1983-84 (3) vs NY Rangers	Steve Weeks
Mike Bullard	Jan. 18	vs Winnipeg	Mike Veisor
Mark Taylor	Mar. 29	at NY Rangers	John Vanbiesbrouck
Mike Bullard (2) *	Dec. 5	1984-85 (2) vs St. Louis	Mike Liut
Mike Bullard (3)	Dec. 26	vs NY Islanders	Kelly Hruddy
Mike Bullard (4)	Dec. 31	1985-86 (5) at St. Louis	Rick Wamsley
Mario Lemieux *	Dec. 31	at St. Louis	Rick Wamsley
Mike Bullard (5)	Jan. 22	at Edmonton	Andy Moog
Doug Shedden (2)	Feb. 15	vs Vancouver	Richard Brodeur
Mike Bullard (6)	Feb. 21	at Detroit	Stefan/LaForest (2)

PENGUINS HAT TRICKS

NAME/NO	DATE	TEAM	GOALTENDER
		1986-87 (12)	
Randy Cunneynworth	Oct. 9	vs Washington	Al Jensen
Mario Lemieux (2)	Oct. 17	at Buffalo	Tom Barrasso
Terry Ruskowski	Oct. 18	vs New Jersey	Karl Friesen
Kevin LaVallee	Oct. 29	vs New Jersey	Alain Chevrier
John Chabot	Dec. 6	vs Minnesota	Don Beaupre
Mario Lemieux (3) *	Dec. 12	vs Toronto	Wregget (3)/Bester
Craig Simpson	Dec. 22	at Montreal	Patrick Roy
Mario Lemieux (4)	Jan. 23	at Vancouver	Frank Caprice
Mario Lemieux (5)	Feb. 5	at Boston	Bill Ranford
Randy Cunneynworth (2) *	Mar. 3	at Quebec	Gosselin (3)/Malarchuk
Mario Lemieux (6)	Mar. 8	at Winnipeg	Eldon Reddick
Mario Lemieux (7)	Mar. 12	vs Quebec	Mario Gosselin
		1987-88 (9)	
Dan Quinn	Oct. 15	vs NY Rangers	Bob Froese
Mario Lemieux (8)	Oct. 15	vs NY Rangers	Bob Froese
Mario Lemieux (9)	Oct. 24	vs Buffalo	Jacques Cloutier
Mario Lemieux (10)	Jan. 5	vs Los Angeles	Glen Healy
Mario Lemieux (11) *	Jan. 10	at Detroit	Glen Hanlon
Paul Coffey	Jan. 20	at Chicago	Mason/Pang (2)
Dan Quinn (2)	Feb. 28	at Chicago	Darren Pang
Dan Quinn (3)	Mar. 7	at Calgary	Mike Vernon
Mario Lemieux (12) *	Apr. 2	at Washington	Clint Malarchuk
		1988-89 (13)	
Mario Lemieux (13)	Oct. 13	vs Washington	Malarchuk (2)/Peeters
Rob Brown	Oct. 15	vs St. Louis	Vincent Riendeau
Mario Lemieux (14)	Oct. 18	vs Philadelphia	Ron Hextall
Rob Brown (2)	Nov. 25	at Washington	Clint Malarchuk
Mario Lemieux (15)	Dec. 21	at Toronto	Ken Wregget
Mario Lemieux (16) #	Dec. 31	vs New Jersey	Sauve (3)/Terrer/ENG
Mario Lemieux (17)	Jan. 10	vs NY Islanders	Kelly Hrudey
Rob Brown (3)	Jan. 28	vs Detroit	Stefan (2)/Hanlon
Rob Brown (4)	Feb. 5	at Boston	Andy Moog
Mario Lemieux (18)	Feb. 14	vs Buffalo	Jacques Cloutier
Mario Lemieux (19)	Mar. 12	at Chicago	Alain Chevrier
Mario Lemieux (20)	Mar. 25	vs New Jersey	Sauve (2)/Burke
Mario Lemieux (21) *	Mar. 30	vs Hartford	Kay Whitmore
		1989-90 (10)	
Mario Lemieux (22)	Oct. 17	vs Toronto	Alan Bester/ENG (2)
Kevin Stevens	Oct. 31	vs Los Angeles	Kelly Hrudey
Mario Lemieux (23)	Dec. 2	at Quebec	Ron Tugnutt
Rob Brown (5)	Dec. 12	vs Boston	Moog (2)/Lemelin
Mario Lemieux (24) *	Jan. 8	at NY Rangers	Froese (2)/Vanbiesbrouck (2)
Mario Lemieux (25)	Jan. 30	vs Philadelphia	Ken Wregget
Rob Brown (6)	Feb. 2	vs Edmonton	Randy Exelby (2)/ENG
John Cullen	Feb. 10	vs Los Angeles	Hrudey (1)/Gosselin (1)/ENG
Rob Brown (7)	Feb. 20	vs Philadelphia	Ken Wregget (2)/ENG
	Mar. 4	vs Minnesota	Jarmo Myllys (2)/ENG
		1990-91 (5)	
Kevin Stevens (2)	Oct. 25	vs Quebec	Tanner/Tugnutt (2)
Phil Bourque	Dec. 3	at NY Rangers	Vanbiesbrouck/Richter (2)
John Cullen (2)	Jan. 17	at Toronto	Peter Ing
Jaromir Jagr	Feb. 2	vs Boston	Norm Foster
Mario Lemieux (26)	Mar. 26	at Philadelphia	Pete Peeters
		1991-92 (11)	
Mario Lemieux (27)	Oct. 15	at NY Islanders	Glenn Healy
Bob Errey	Oct. 17	vs NY Islanders	Glenn Healy (2)/ENG
Kevin Stevens (3)	Nov. 13	vs Edmonton	Bill Ranford
Mark Recchi	Nov. 18	at Quebec	Ron Tugnutt
Kevin Stevens (4)	Nov. 18	at Quebec	Ron Tugnutt
Kevin Stevens (5) *	Nov. 29	at Philadelphia	Roussel (3)/Wregget
Kevin Stevens (6)	Dec. 5	at San Jose	Irbe/Hayward (2)
Joe Mullen *	Dec. 23	at NY Islanders	Glenn Healy
Joe Mullen (2) *	Dec. 26	vs Toronto	Grant Fuhr
Joe Mullen (3)	Feb. 18	vs Toronto	Rick Wamsley
Rick Tocchet	Mar. 6	at San Jose	Jarmo Myllys
		1992-93 (11)	
Kevin Stevens (7) *	Oct. 17	at Hartford	Burke (3)/Pietrangelo
Mario Lemieux (28)	Oct. 22	vs Detroit	Tim Cheveldae
Kevin Stevens (8)	Dec. 12	vs New Jersey	Chris Terreri
Kevin Stevens (9)	Jan. 26	vs Washington	Don Beaupre
Mario Lemieux (29) *	Mar. 18	vs Washington	Beaupre (3) /Hrivnak
Mario Lemieux (30) *	Mar. 20	vs Philadelphia	Soderstrom (3) /Roussel
Rick Tocchet (2)	Apr. 1	vs Hartford	Gosselin/Pietrangelo (3)
Rick Tocchet (3)	Apr. 7	vs Montreal	Patrick Roy
Joe Mullen (4)	Apr. 9	at NY Rangers	Hirsch/Richter (2)
Mario Lemieux (31) #	Apr. 9	at NY Rangers	Hirsch (3) /Richter (2)

TOTAL - 128

HOME - 79

ROAD - 49

MOST ALL-TIME - Mario Lemieux (31), Kevin Stevens (9) & Rick Kehoe (8)

MOST ONE YEAR (Player) - Mario Lemieux (9) in 1988-89

MOST ONE YEAR (Team) - 13 in 1988-89

* Four Goal Game # Five Goal Game

OPPONENT HAT TRICKS

NAME - TEAM - NO	DATE	LOCATION	GOALTENDER
Stan Mikita, Chicago *	Dec. 6	1967-68 (4) at Chicago	Binkley (3)/Bassen
Bob Pulford, Toronto	Jan. 13	at Toronto	Les Binkley
Dick Duff, Montreal	Feb. 17	at Montreal	Les Binkley
Jean Beliveau, Montreal	Mar. 16	at Montreal	Bassen (2) & ENG
Bobby Rousseau, Montreal	Nov. 7	1968-69 (3) at Montreal	Les Binkley
Bobby Hull, Chicago	Nov. 14	at Pittsburgh	Les Binkley
Phil Esposito, Boston	Dec. 15	at Boston	Joe Daley
Gordie Howe, Detroit	Nov. 2	1969-70 (5) at Detroit	Al Smith
Ab McDonald, St. Louis	Nov. 19	at Pittsburgh	Les Binkley
Dave Keon, Toronto	Jan. 17	at Toronto	Les Binkley
Dave Balon, NY Rangers	Feb. 1	at NY Rangers	Al Smith
Stan Mikita, Chicago (2)	Feb. 11	at Chicago	Al Smith
Walt McKechnie, Minnesota	Oct. 15	1970-71 (5) at Minnesota	Al Smith
Phil Esposito, Boston (2)	Dec. 6	at Boston	Les Binkley
Brian Spencer, Toronto	Jan. 9	at Toronto	Al Smith
Phil Esposito, Boston (3)	Mar. 6	at Pittsburgh	Al Smith
Eddie Shack, Buffalo	Mar. 31	at Pittsburgh	Cam Newton
Brad Park, NY Rangers	Dec. 12	1971-72 (3) at NY Rangers	Jim Rutherford
Norm Ullman, Toronto	Dec. 28	at Pittsburgh	Binkley (2) & ENG
Brad Park, NY Rangers (2)	Feb. 12	at Pittsburgh	Jim Rutherford
Gene Carr, NY Rangers	Dec. 17	1972-73 (5) at NY Rangers	Denis Herron
Rejean Houle, Montreal	Jan. 17	at Montreal	Cam Newton
Mike Walton, Boston	Feb. 10	at Boston	Cam Newton
Dennis Hextall, Minnesota	Mar. 7	at Minnesota	Andy Brown
Bobby Lalonde, Vancouver	Mar. 17	at Vancouver	Brown (2)/Newton
Rick Martin, Buffalo	Jan. 3	1973-74 (5) at Buffalo	Jim Rutherford
Ken Hodge, Boston	Feb. 3	at Pittsburgh	Andy Brown
Stan Mikita, Chicago (3)	Feb. 10	at Chicago	Gary Inness
Claude Larose, Montreal *	Feb. 28	at Montreal	Gary Inness
Bill Goldsworthy, Minnesota	Mar. 23	at Minnesota	Gary Inness
Bobby Orr, Boston	Oct. 23	1974-75 (6) at Pittsburgh	Gary Inness
Dave Keon, Toronto (2)	Nov. 20	at Toronto	Gary Inness
Guy Lafleur, Montreal	Dec. 7	at Montreal	Bob Johnson
Guy Lafleur, Montreal (2) *	Jan. 26	at Montreal	Michel Plasse
Greg Polis, NY Rangers	Mar. 2	at NY Rangers	Michel Plasse
Stan Gilbertson, Washington *	Apr. 6	at Washington	Bob Johnson
Hartland Monahan, Washington	Nov. 12	1975-76 (4) at Washington	Gary Inness
Yvon Cournoyer, Montreal	Nov. 13	at Pittsburgh	Gary Inness
Denis Maruk, California *	Nov. 15	at Pittsburgh	Gary Inness
Ted Irvine, St. Louis	Feb. 29	at Pittsburgh	Inness (2) & ENG
Rick Blight, Vancouver	Oct. 6	1976-77 (4) at Pittsburgh	Gordie Laxton
Wilf Paiement, Colorado	Feb. 6	at Colorado	Denis Herron
Claude Larose, St. Louis (2)	Feb. 7	at St. Louis	Dunc Wilson
Don Saleski, Philadelphia	Mar. 13	at Philadelphia	Denis Herron
Butch Goring, Los Angeles	Nov. 24	1977-78 (1) at Los Angeles	Denis Herron
Dale McCourt, Detroit	Feb. 18	1978-79 (2) at Detroit	Millen (2)/Herron
Darcy Rota, Atlanta	Apr. 1	at Pittsburgh	Herron (2)/Millen
Pierre Larouche, Montreal *	Oct. 25	1979-80 (8) at Montreal	Rob Holland
Darryl Sittler, Toronto	Jan. 16	at Pittsburgh	Greg Millen
Jordy Douglas, Hartford	Jan. 17	at Hartford	Greg Millen
Blair MacDonald, Edmonton	Jan. 19	at Pittsburgh	Greg Millen
Mike Foligno, Detroit	Jan. 31	at Detroit	Greg Millen
Danny Gare, Buffalo	Feb. 7	at Buffalo	Greg Millen
Darryl Sittler, Toronto (2)	Mar. 5	at Pittsburgh	Rob Holland
Wayne Gretzky, Edmonton	Mar. 21	at Edmonton	Greg Millen
Denis Maruk, Washington (2)	Nov. 12	1980-81 (8) at Pittsburgh	Rob Holland
Rick Dudley, Buffalo	Dec. 7	at Buffalo	Millen/Holland (2)
Bobby Clarke, Philadelphia	Dec. 13	at Pittsburgh	Greg Millen
Stan Smyl, Vancouver	Dec. 19	at Vancouver	Holland (2)/Millen
Reed Larson, Detroit	Jan. 3	at Pittsburgh	Greg Millen
Mike Bossy, NY Islanders *	Jan. 13	at NY Islanders	Millen (3) & ENG
Lanny McDonald, Colorado	Feb. 6	at Colorado	Ricci (2) & ENG
Mark Messier, Edmonton	Mar. 16	at Edmonton	Greg Millen
Mel Bridgman, Philadelphia	Oct. 29	1981-82 (6) at Philadelphia	Michel Dion
Keith Acton, Montreal	Nov. 21	at Montreal	Dion (2)/Harrison
Ron Duguay, NY Rangers	Dec. 27	at NY Rangers	Paul Harrison
Blaine Stoughton, Hartford	Jan. 3	at Hartford	Paul Harrison
Wayne Gretzky, Edmonton (2)	Mar. 17	at Edmonton	Michel Dion
Bernie Nicholls, Los Angeles	Mar. 20	at Los Angeles	Michel Dion

OPPONENT HAT TRICKS

NAME - TEAM - NO	DATE - LOCATION	GOALTENDER
	1982-83 (10)	
Butch Goring, NY Islanders (2)	Oct. 14 at NY Islanders	Denis Herron
Marian Stastny, Quebec	Oct. 21 at Quebec	Denis Herron
Peter Stastny, Quebec	Dec. 11 at Pittsburgh	Denis Herron
Glenn Anderson, Edmonton	Jan. 7 at Edmonton	Denis Herron
Dale Hawerchuk, Winnipeg	Feb. 4 at Winnipeg	Michel Dion
Lanny McDonald, Calgary (2)	Feb. 5 at Calgary	Denis Herron
Kent Nilsson, Calgary	Feb. 5 at Calgary	Denis Herron
Charlie Simmer, Los Angeles	Feb. 12 at Pittsburgh	Nick Ricci
Reed Larson, Detroit (2)	Feb. 15 at Pittsburgh	Herron (2)/Ricci
Ken Linseman, Edmonton	Feb. 19 at Pittsburgh	
	1983-84 (11)	
Bryan Trottier, NY Islanders	Nov. 11 at NY Islanders	Michel Dion
Barry Pederson, Boston	Dec. 6 at Pittsburgh	Dion (2)/Herron
Bob MacMillan, New Jersey	Jan. 7 at Pittsburgh	Roberto Romano
Paul MacLean, Winnipeg	Jan. 18 at Pittsburgh	Michel Dion
Pierre Larouche, NYR (2)	Jan. 25 at Pittsburgh	Romano (2)/Dion
Doug Risebrough, Calgary	Feb. 16 at Calgary	Michel Dion
Lanny McDonald, Calgary (3)	Feb. 16 at Calgary	Michel Dion
Wayne Gretzky, Edmonton (3) *	Feb. 22 at Pittsburgh	Roberto Romano
Michel Goulet, Quebec	Mar. 8 at Pittsburgh	Denis Herron
Dave Poulin, Philadelphia	Mar. 22 at Philadelphia	Denis Herron
Ilkka Sinisalo, Philadelphia	Mar. 22 at Philadelphia	Denis Herron
	1984-85 (7)	
Uli Hiemer, New Jersey	Oct. 31 at New Jersey	Denis Herron
Jorgen Pettersson, St. Louis	Nov. 8 at Pittsburgh	Michel Dion
Denis Savard, Chicago	Nov. 29 at Pittsburgh	Denis Herron
Michel Goulet, Quebec (2)	Dec. 29 at Quebec	Denis Herron
Dale Hawerchuk, Winnipeg (2)	Jan. 21 at Winnipeg	Roberto Romano
Wayne Gretzky, Edmonton (4)	Jan. 26 at Edmonton	Denis Herron
Peter Sundstrom, NY Rangers	Feb. 22 at Pittsburgh	Brian Ford
	1985-86 (5)	
Danny Gare, Detroit (2)	Oct. 30 at Detroit	Roberto Romano
Tony Tanti, Vancouver	Nov. 13 at Vancouver	Roberto Romano
Dave Poulin, Philadelphia (2)	Nov. 24 at Philadelphia	Denis Herron
Troy Murray, Chicago	Jan. 1 at Chicago	Gilles Meloche
Al Secord, Chicago	Jan. 1 at Chicago	Gilles Meloche
	1986-87 (3)	
Kirk Muller, New Jersey	Oct. 29 at Pittsburgh	Roberto Romano
Sylvain Turgeon, Hartford	Mar. 28 at Hartford	Pat Riggin
Perry Anderson, New Jersey	Mar. 31 at New Jersey	Gilles Meloche
	1987-88 (3)	
Dave Hannan, Edmonton	Jan. 25 at Pittsburgh	F. Pietrangelo
John MacLean, New Jersey	Jan. 28 at New Jersey	Gilles Meloche
Rick Vaive, Chicago	Feb. 28 at Chicago	F. Pietrangelo
	1988-89 (11)	
Mike Ridley, Washington *	Oct. 11 at Pittsburgh	Wendell Young
Dave Andreychuk, Buffalo	Oct. 12 at Buffalo	Wendell Young
Tony Granato, NY Rangers *	Oct. 30 at NY Rangers	Guenette/Pietrangelo(3)
Walt Poddubny, Quebec	Nov. 3 at Pittsburgh	Steve Guenette
Jari Kurri, Edmonton	Nov. 8 at Pittsburgh	Steve Guenette
Tony Tanti, Vancouver (2)	Jan. 7 at Pittsburgh	Tom Barrasso
Tony Granato, NY Rangers (2)	Jan. 14 at Pittsburgh	Tom Barrasso
Peter Stastny, Quebec (2) *	Feb. 11 at Quebec	Young(2)/Pietrangelo(2)
Jody Hull, Hartford	Feb. 26 at Hartford	Barrasso/Young (2)
Ken Linseman, Boston (2)	Mar. 14 at Pittsburgh	Tom Barrasso
Mats Naslund, Montreal	Mar. 18 at Pittsburgh	Barrasso/Young (2)
	1989-90 (6)	
Brett Hull, St. Louis	Oct. 18 at Pittsburgh	Wendell Young
Wayne Gretzky, Los Angeles (5)	Oct. 31 at Pittsburgh	Wendell Young
Pat LaFontaine, NY Islanders	Feb. 6 at Pittsburgh	Tom Barrasso
Derek King, NY Islanders	Feb. 6 at Pittsburgh	Tom Barrasso
Luc Robitaille, Los Angeles	Mar. 10 at Los Angeles	Alain Chevrier
Mike Modano, Minnesota	Mar. 17 at Pittsburgh	Alain Chevrier
	1990-91 (2)	
Jeremy Roenick, Chicago	Oct. 11 at Chicago	Tom Barrasso
Patrick Flatley, NY Islanders	Dec. 23 at Pittsburgh	Frank Pietrangelo
	1991-92 (4)	
Derek King, NY Islanders (2)	Oct. 15 at NY Islanders	Tom Barrasso
Vladimir Ruzicka, Boston	Nov. 5 at Pittsburgh	Tom Barrasso
Vladimir Ruzicka, Boston (2) *	Feb. 9 at Boston	Tom Barrasso
Darren Turcotte, NY Rangers	Apr. 16 at NY Rangers	Young/Wregget (2)
	1992-93 (7)	
Michel Goulet, Chicago (3)	Nov. 8 at Chicago	Tom Barrasso
Jimmy Carson, Detroit	Nov. 13 at Detroit	Tom Barrasso
Adam Graves, NY Rangers	Nov. 25 at Pittsburgh	Barrasso/Wregget (2)
Ulf Dahlen, Minnesota	Jan. 7 at Pittsburgh	Tom Barrasso
Steven Heinze, Boston	Jan. 14 at Boston	Ken Wregget
Pierre Turgeon, NY Islanders	Feb. 20 at NY Islanders	Tom Barrasso
Geoff Sanderson, Hartford	Feb. 21 at Hartford	Tom Barrasso
TOTAL - 138	HOME - 50	ROAD - 88

MOST ALL-TIME ONE PLAYER - Wayne Gretzky - 5

* Four-goal game

PENGUINS ALL-TIME PENALTY SHOTS

PENGUINS

PLAYER	OPPONENT	DATE	GOALTENDER	RESULT
George Konik	@ St. Louis	Jan. 31, 1968	Glenn Hall	GOAL
Charlie Burns	NY RANGERS	Feb. 5, 1969	Ed Giacomin	No Goal
Keith McCreary	NY RANGERS	Mar. 18, 1970	Ed Giacomin	No Goal
Jean Pronovost	@ Detroit	Jan. 14, 1971	Roy Edwards	GOAL
Greg Polis	ST. LOUIS	Feb. 24, 1971	Ernie Wakely	No Goal
Syl Apps	@ Toronto	Feb. 9, 1972	Bernie Parent	GOAL
Lowell MacDonald	@ Buffalo	Nov. 12, 1972	Roger Crozier	No Goal
Ron Schock	DETROIT	Jan. 10, 1973	Roy Edwards	No Goal
Chuck Arnason	CALIFORNIA	Feb. 16, 1974	Gilles Meloche	No Goal
Ron Schock	@ Washington	Nov. 30, 1976	Bernie Wolfe	No Goal
Blair Chapman	@ Washington	Dec. 4, 1977	Jim Bedard	No Goal
Pete Mahovich	@ Washington	Jan. 21, 1978	Jim Bedard	No Goal
Blair Chapman	COLORADO	Mar. 22, 1978	Bill McKenzie	No Goal
Ross Lonsberry	@ NY Islanders	Dec. 5, 1978	Glenn Resch	No Goal
Ross Lonsberry	MINNESOTA	Feb. 9, 1980	Gilles Meloche	No Goal
Greg Sheppard	ST. LOUIS	Jan. 14, 1981	Ed Staniowski	No Goal
Dave Hannan	@ Washington	Oct. 14, 1983	Pat Riffin	GOAL
Andy Brickley	CHICAGO	Nov. 29, 1984	Murray Bannerman	No Goal
Mario Lemieux	@ Quebec	Dec. 29, 1984	Mario Gosselin	GOAL
Warren Young	@ Toronto	Jan. 2, 1985	Tim Bernhardt	GOAL
Mario Lemieux	@ NY Islanders	Jan. 19, 1988	Kelly Hrudey	GOAL
Mario Lemieux	NEW JERSEY	Dec. 31, 1988	Chris Terreri	GOAL
Mario Lemieux	@ Los Angeles	Mar. 7, 1989	Kelly Hrudey	GOAL
Jock Callander	MONTREAL	Mar. 18, 1989	Patrick Roy	GOAL
Mario Lemieux	@ Washington	Nov. 24, 1989	Bob Mason	GOAL
Bob Errey	NEW JERSEY	Jan. 5, 1991	Chris Terreri	GOAL
Bob Errey	MINNESOTA	Oct. 31, 1991	Darcy Wakaluk	GOAL
Mario Lemieux	EDMONTON	Mar. 17, 1992	Bill Ranford	No Goal
Jaromir Jagr	WASHINGTON	Jan. 26, 1993	Don Beaupre	No Goal

Pittsburgh has scored 13 times in 29 attempts, going 4 for 15 at home and going 9 for 14 on the road.

OPPOSITION

PLAYER	OPPONENT	DATE	GOALTENDER	RESULT
Bill Collins	MINNESOTA	Dec. 23, 1967	Les Binkley	No Goal
Ralph Stewart	@ NY Islanders	Mar. 5, 1974	Andy Brown	No Goal
Dave Keon	@ Toronto	Nov. 20, 1974	Gary Inness	GOAL
Bill Goldsworthy	@ NY Rangers	Nov. 14, 1976	Dunc Wilson	No Goal
Alain Daigle	CHICAGO	Nov. 21, 1976	Dunc Wilson	No Goal
Al MacAdam	CLEVELAND	Dec. 16, 1976	Denis Herron	GOAL
Orest Kindrachuk	PHILADELPHIA	Oct. 15, 1977	Dunc Wilson	GOAL
Ilkka Sinisalo	PHILADELPHIA	Oct. 11, 1981	Paul Harrison	GOAL
Bob Bourne	@ NY Islanders	Feb. 17, 1983	Denis Herron	No Goal
Dino Ciccarelli	@ Minnesota	Mar. 16, 1983	Denis Herron	No Goal
Tony Currie	@ Hartford	Mar. 17, 1984	Denis Herron	No Goal
Michel Goulet	@ Quebec	Dec. 29, 1984	Denis Herron	No Goal
Dave Williams	@ Los Angeles	Jan. 21, 1987	Roberto Romano	No Goal
Alan Kerr	@ NY Islanders	Feb. 26, 1987	Pat Riffin	No Goal
Doug Gilmour	ST. LOUIS	Mar. 1, 1987	Pat Riffin	No Goal
Michel Goulet	QUEBEC	Mar. 12, 1987	Pat Riffin	No Goal
Mark Johnson	@ New Jersey	Oct. 9, 1987	Pat Riffin	No Goal
Dave Tippet	@ Hartford	Jan. 9, 1988	Gilles Meloche	No Goal
Doug Smil	WINNIPEG	Oct. 10, 1989	Tom Barrasso	No Goal
Dale Hunter	WASHINGTON	Dec. 6, 1989	Wendell Young	No Goal
Tomas Sandstrom	LOS ANGELES	Feb. 10, 1990	Wendell Young	GOAL
Scott Pearson	QUEBEC	Mar. 16, 1990	Tom Barrasso	GOAL
Darren Tuotte	@ NY Rangers	Dec. 29, 1991	Wendell Young	No Goal
Joe Nieuwendyk	@ Calgary	Jan. 23, 1993	Ken Wreggett	No Goal

Pittsburgh's opponents have scored 6 times in 24 attempts, stopping 6 of 11 shots at home and 12 of 13 on the road.

HOME GAMES IN CAPS

PITTSBURGH CIVIC ARENA RECORDS

TEAM RECORDS

Most Goals in Game:

Pittsburgh	12	- December 26, 1991 - in a 12-1 win vs Toronto. - March 15, 1975 - in a 12-1 win vs Washington.
Opponent	11	- November 25, 1992 - by NY Rangers in an 11-3 win vs Pittsburgh.

Most Shots in Game:

Pittsburgh	65	- March 15, 1975 - in a 12-1 vs Washington.
Opponent	55	- October 23, 1976 - by Montreal in a 9-1 win vs Pittsburgh.

Most Penalty Minutes in a Game:

Pittsburgh	144	- January 19, 1980 - in a 5-2 loss vs Edmonton.
Opponent	123	- January 19, 1980 - by Edmonton in a 5-2 win vs Pittsburgh.

Most Goals in a Period:

Pittsburgh	8	- December 17, 1991 - in a 10-2 win vs San Jose (2nd period).
Opponent	6	- Six times - last time - November 25, 1992 by NY Rangers in an 11-3 win vs Pittsburgh (3rd period).

INDIVIDUAL RECORDS

Most Goals in Game:

Pittsburgh	5	- Mario Lemieux, December 31, 1988 - in an 8-6 win vs New Jersey.
Opponent	4	- Mike Ridley (Washington), October 11, 1988 - in an 8-7 loss vs Pittsburgh. - Wayne Gretzky (Edmonton), February 22, 1984 - in a 9-2 win vs Pittsburgh. - Denis Maruk (California), November 18, 1975 - in a 5-3 win vs Pittsburgh.

Most Assists in Game:

Pittsburgh	6	- Mario Lemieux, October 15, 1988 - in a 9-2 win vs St. Louis. - Greg Malone, November 28, 1979 in a 7-2 win vs Quebec. - Ron Stackhouse, March 8, 1975 - in an 8-2 win vs Philadelphia.
Opponent	6	- Patrik Sundstrom (Vancouver), February 29, 1984 - in a 9-5 win vs Pittsburgh.

Most Points in Game:

Pittsburgh	8	- Mario Lemieux, December 31, 1988 - in an 8-6 win vs New Jersey. - Mario Lemieux, October 15, 1988 - in a 9-2 win vs St. Louis.
Opponent	7	- Patrik Sundstrom (Vancouver), February 29, 1984 - in a 9-5 win vs Pittsburgh.

Most Penalty Minutes in Game:

Pittsburgh	51	- Russ Anderson, January 19, 1980 - in a 5-2 loss vs Edmonton.
Opponent	34	- Dave Lumley (Edmonton), January 19, 1980 - in a 5-2 win vs Pittsburgh.

Most Saves in Game:

Pittsburgh	48	- Michel Dion, October 23, 1982 - in a 4-2 win vs Philadelphia.
Opponent	53	- Wayne Thomas (Montreal), March 10, 1974 - in a 5-4 win vs Pittsburgh.

COACHES & RECORDS

YEAR	COACH	GP	W	L	T	PTS	GF	GA	PCT.
1967-68	Red Sullivan	74	27	34	13	67	195	216	.453
	(Home)	37	15	12	10	40	115	101	.541
	(Road)	37	12	22	3	27	80	115	.365
Fifth in Western Division - 10th of 12 teams - Did not make playoffs									
1968-69	Red Sullivan	76	20	45	11	51	189	252	.336
	(Home)	38	12	20	6	30	99	113	.395
	(Road)	38	8	25	5	21	90	139	.276
Fifth in Western Division - 11th of 12 teams - Did not make playoffs									
1969-70	Red Kelly	76	26	38	12	64	182	238	.421
	(Home)	38	17	13	8	42	105	108	.553
	(Road)	38	9	25	4	22	77	130	.289
Second in Western Division - 7th of 12 teams - Eliminated Oakland, 4-0, in Quarterfinals; Lost to St. Louis, 4-2, in Semifinals									
1970-71	Red Kelly	78	21	37	20	62	221	240	.397
	(Home)	39	18	12	9	45	126	92	.576
	(Road)	39	3	25	11	17	95	148	.218
Sixth in Western Division - 11th of 14 teams - Did not make playoffs									
1971-72	Red Kelly	78	26	38	14	66	220	258	.423
	(Home)	39	18	15	6	42	132	125	.538
	(Road)	39	8	23	8	24	88	133	.308
Fourth in Western Division - 9th of 14th teams - Lost Chicago, 4-0, in Quarterfinals									
1972-73	TOTAL	78	32	37	9	73	257	265	.468
	Red Kelly	42	17	19	6	40	144	137	.476
	(Home)	20	12	6	2	26	84	56	.650
	(Road)	22	5	13	4	14	60	81	.318
	Ken Schinkel	36	15	18	3	33	113	128	.458
	(Home)	19	12	5	2	26	66	48	.684
	(Road)	17	3	13	1	7	47	80	.206
Ken Schinkel replaced Red Kelly on January 13, 1973									
Fifth in Western Division - 10th of 16 teams - Did not make playoffs									
1973-74	TOTAL	78	28	41	9	65	242	273	.417
	Ken Schinkel	50	14	31	5	33	138	185	.330
	(Home)	26	7	16	3	17	69	87	.327
	(Road)	24	7	15	2	16	69	98	.333
	Marc Boileau	28	14	10	4	32	104	88	.571
	(Home)	13	8	2	3	19	55	29	.731
	(Road)	15	6	8	1	13	49	59	.433
Marc Boileau replaced Ken Schinkel on February 6, 1974									
Fifth in Western Division - 11th of 16 teams - Did not make playoffs									
1974-75	Marc Boileau	80	37	28	15	89	326	289	.556
	(Home)	40	25	5	10	60	192	113	.750
	(Road)	40	12	23	5	29	134	176	.363
Third in Norris Division - 6th of 18 teams - Eliminated St. Louis, 2-0, in Preliminary Round; Lost to NY Islanders 4-3 in Quarterfinals									
1975-76	TOTAL	80	35	33	12	82	339	303	.513
	Marc Boileau	43	15	23	5	35	161	181	.407
	(Home)	18	9	6	3	21	83	74	.583
	(Road)	25	6	17	2	14	78	107	.280
	Ken Schinkel	37	20	10	7	47	178	122	.635
	(Home)	22	14	5	3	31	113	63	.765
	(Road)	15	6	5	4	16	65	59	.533
Ken Schinkel replaced Marc Boileau on January 17, 1976 - Third in Norris Division - 8th of 18 teams - Lost to Toronto, 2-1, in Preliminary Round									
1976-77	Ken Schinkel	80	34	33	13	81	240	252	.506
	(Home)	40	22	12	6	50	139	119	.625
	(Road)	40	12	21	7	31	101	133	.386
Third in Norris Division - 7th of 18 teams - Lost to Toronto, 2-1, in Preliminary Round									
1977-78	Johnny Wilson	80	25	37	18	68	254	321	.425
	(Home)	40	16	15	9	41	143	147	.513
	(Road)	40	9	22	9	27	111	174	.338
Fourth in Norris Division - 12th of 18 teams - Did not make playoffs									
1978-79	Johnny Wilson	80	36	31	13	85	281	279	.531
	(Home)	40	23	12	5	51	152	120	.638
	(Road)	40	13	19	8	34	129	159	.425
Second in Norris Division - 8th of 18 teams - Eliminated Buffalo, 2-1, in Preliminary Round; Lost to Boston, 4-0, in Quarterfinals									
1979-80	Johnny Wilson	80	30	37	13	73	251	303	.456
	(Home)	40	20	13	7	47	145	134	.588
	(Road)	40	10	24	6	26	106	169	.325
Third in Norris Division - 13th of 21 teams - Lost to Boston, 3-2, in Preliminary Round									
1980-81	Eddie Johnston	80	30	37	13	73	302	345	.456
	(Home)	40	21	16	3	45	160	154	.563
	(Road)	40	9	21	10	28	142	191	.350
Third in Norris Division - 15th of 21 teams - Lost to St. Louis, 3-2, in Preliminary Round									

COACHES & RECORDS

YEAR	COACH	GP	W	L	T	PTS	GF	GA	PCT.
1981-82	Eddie Johnston	80	31	36	13	75	310	337	.469
	(Home)	40	21	11	8	50	167	143	.625
	(Road)	40	10	25	5	25	143	194	.313
Fourth in Patrick Division - 12th of 21 teams - Lost to NY Islanders, 3-2, in Preliminary Round									
1982-83	Eddie Johnston	80	18	53	9	45	257	394	.281
	(Home)	40	14	22	4	32	134	170	.400
	(Road)	40	4	31	5	13	123	224	.163
Sixth in Patrick Division - 21st of 21 teams - Did not make playoffs									
1983-84	Lou Angotti	80	16	58	6	38	254	390	.238
	(Home)	40	7	29	4	18	132	182	.225
	(Road)	40	9	29	2	20	122	208	.250
Sixth in Patrick Division - 21st of 21 teams - Did not make playoffs									
1984-85	Bob Berry	80	24	51	5	53	276	385	.331
	(Home)	40	17	20	3	37	150	171	.463
	(Road)	40	7	31	2	16	126	214	.200
Sixth in Patrick Division - 20th of 21 teams - Did not make playoffs									
1985-86	Bob Berry	80	34	38	8	76	313	305	.475
	(Home)	40	20	15	5	45	155	133	.563
	(Road)	40	14	23	3	31	158	172	.388
Fifth in Patrick Division - 15th of 21 teams - Did not make playoffs									
1986-87	Bob Berry	80	30	38	12	72	297	290	.450
	(Home)	40	19	15	6	44	164	145	.550
	(Road)	40	11	23	6	28	133	145	.350
Fifth in Patrick Division - 14th of 21 teams - Did not make playoffs									
1987-88	Pierre Creamer	80	36	35	9	81	319	316	.506
	(Home)	40	22	12	6	50	171	140	.625
	(Road)	40	14	23	3	31	148	176	.388
Sixth in Patrick Division - 12th of 21 teams - Did not make playoffs									
1988-89	Gene Ubriaco	80	40	33	7	87	347	349	.544
	(Home)	40	24	13	3	51	185	159	.638
	(Road)	40	16	20	4	36	162	190	.450
Second in Patrick Division - 6th of 21 teams - Eliminated NY Rangers, 4-0, in Division Semi-Finals; Lost to Philadelphia, 4-3, in Division Finals.									
1989-90	TOTAL	80	32	40	8	72	318	359	.450
	Gene Ubriaco	26	10	14	2	22	101	110	.423
	(Home)	14	7	7	0	14	60	59	.500
	(Road)	12	3	7	2	8	41	51	.333
	Craig Patrick	54	22	26	6	50	217	249	.462
	(Home)	26	15	8	3	33	118	107	.635
	(Road)	28	7	18	3	17	99	142	.304
Craig Patrick replaced Gene Ubriaco on December 5, 1989 - Fifth in Patrick Division - 17th of 21 teams - Did not make playoffs									
1990-91	Bob Johnson	80	41	33	6	88	342	305	.550
	(Home)	40	25	12	3	53	184	132	.663
	(Road)	40	16	21	3	35	158	173	.438
First in Patrick Division - 7th of 21 teams - Eliminated New Jersey, 4-3, in Division Semi-Finals; Eliminated Washington in Division Finals, 4-1; Eliminated Boston in Wales Conference Final, 4-2; Eliminated Minnesota in Stanley Cup Final, 4-2, to win the Stanley Cup.									
1991-92	Scott Bowman	80	39	32	9	87	343	308	.544
	(Home)	40	21	13	6	48	192	154	.600
	(Road)	40	18	19	3	39	151	154	.488
Third in Patrick Division - 6th of 22 teams - Eliminated Washington, 4-3, in Division Semi-Finals; Eliminated NY Rangers in Division Finals, 4-2; Eliminated Boston in Wales Conference Final, 4-0; Eliminated Chicago in Stanley Cup Final, 4-0, to win the Stanley Cup.									
1992-93	Scott Bowman	84	56	21	7	119	367	268	.708
	(Home)	41	31	6	4	66	198	128	.805
	(Road)	41	23	15	3	49	159	136	.598
	(Neutral Site)	2	2	0	0	4	10	4	1.000
First in the Patrick Division - 1st of 24 teams - Eliminated New Jersey, 4-1, in Division Semi-Finals; Lost to NY Islanders, 4-3, in Division Finals.									

TOTALS									
COACH	GP	W	L	T	PTS	GF	GA	PCT	
Scott Bowman	164	95	53	16	206	709	576	.628	
Bob Johnson	80	41	33	6	88	342	305	.550	
Marc Boileau	151	66	61	24	156	591	558	.517	
Gene Ubriaco	106	50	47	9	109	448	459	.514	
Pierre Creamer	80	36	35	9	81	319	316	.506	
Ken Schinkel	203	83	92	28	194	669	687	.478	
Johnny Wilson	240	91	105	44	226	786	903	.471	
Craig Patrick	54	22	26	6	50	217	249	.462	
Red Kelly	274	90	132	52	232	767	873	.423	
Bob Berry	240	88	127	25	201	886	980	.419	
Eddie Johnston	240	79	126	35	193	869	1076	.402	
Red Sullivan	150	47	79	24	118	384	468	.393	
Lou Angotti	80	16	58	6	38	254	390	.238	
TOTAL	2062	804	974	284	1892	7242	7840	.459	
Home	1030	512	378	150	1174	4897	3506	.570	
Road	1030	290	606	134	714	3244	4330	.347	

PITTSBURGH MAJOR MEDIA OUTLETS

NEWSPAPERS

Post Gazette

Dave Molinari
Phone: 412/263-1621
FAX: 412/263-2014

Greensburg Tribune

Mike Dudurich
Phone: 412/834-1151
FAX: 412/838-5171

Washington Observer Reporter

Bob Grove
Phone: 412/222-2200
FAX: 412/225-2077

North Hills News Record

Keith Cannon
Phone: 412/772-7374
FAX: 412/772-3915

Indiana Gazette

Ray Haluska
Phone: 412/465-5555
FAX: 412/349-4550

Beaver County Times

Mike Prisuta
Phone: 412/775-3200
FAX: 412/775-7212

Valley News Dispatch

Rick Starr
Phone: 412/224-4321
FAX: 412/226-7788

McKeesport Daily News

Dave Fennessy
Phone: 412/664-3968
FAX: 412/664-3972

Penguins Report

Tom McMillan
Phone: 412/321-9008

Associated Press

Alan Robinson
Phone: 412/281-3747
FAX: 412/281-1869

United Press International

Chuck Moody
Phone: 412/553-5303
FAX: 412/281-1953

TELEVISION

KDKA-TV

John Steigerwald
Bob Pompeani
Paul Steigerwald
Phone: 412/575-2232
FAX: 412/575-2871

WPXI-TV

Sam Nover
John Fedko
Derrick Gunn
Phone: 412/237-1212
FAX: 412/323-8097

WTAE-TV

Bill Hillgrove
Tony Zarella
Alby Oxenreiter
Phone: 412/244-4632
FAX: 412/244-4628

KBL SPORTS

Stan Savran
Guy Junker
Phone: 412/237-1151
FAX: 412/237-1297

RADIO

WTAE Radio

Jim Colony
Phone: 412/244-4551
FAX: 412/244-4596

KDKA Radio

Goose Goslin
Phone: 412/575-2435
FAX: 412/575-2874

KQV Radio

Eric Hagman
Phone: 412/562-5960
FAX: 412/562-5903

WWSW Radio

Tab Douglas
Phone: 412/231-8560
FAX: 412/323-5313

WDVE Radio

Phil Kirzyc
Phone: 412/937-1441
FAX: 412/937-1207

Sports Call

Bill Difabio
Phone: 412/228-0985