

PRESENTED BY



MEDIA GUIDE

2019-20



2019-20 CHICAGO BLACKHAWKS

SEASON SCHEDULE

OCTOBER 2019

SUN	MON	TUES	WED	THUR	FRI	SAT
		1	2	3	4 PHI NBSCH 1:00	5
6	7	8	9	10 SJS NBSCH 7:30	11	12 WPG NBSCH 6:00
13	14 EDM NBSCH 7:30	15	16	17	18 CBJ NBSCH 7:30	19
20 WSH NBSCH 6:00	21	22 VGK NBSCH 7:30	23	24 PHI NBSCH 7:30	25	26 CAR NBSCH 12:00
27 LAK NBSCH 6:00	28	29 NSH NBSCH 7:00	30	31		

NOVEMBER 2019

SUN	MON	TUES	WED	THUR	FRI	SAT
					1	2 LAK NBSCH 9:30
3 ANA NBSCH 7:00	4	5 SJS NBSCH 9:00	6	7 VAN NBSCH 7:30	8	9 PIT NBSCH 6:00
10 TOR NBSCH 6:00	11	12	13 VGK NBSCH 9:00	14	15	16 NSH NBSCH 7:00
17 BUF NBSCH 6:00	18	19 CAR NBSCH 7:30	20	21 TBL NBSCH 7:30	22	23 DAL NBSCH 7:00
24	25	26 DAL NBSCH 7:00	27	28	29 COL NBSCH 3:00	30 COL NBSCH 8:00

DECEMBER 2019

SUN	MON	TUES	WED	THUR	FRI	SAT
1	2 STL NBSCH 7:30	3	4	5 BOS NBSCH 6:00	6 NJD NBSCH 6:00	7
8 ARI NBSCH 6:00	9	10 VGK NBSCH 9:00	11	12 ARI NBSCH 8:00	13	14 STL NBSCH 7:00
15 MIN NBSCH 6:00	16	17	18 COL NBSCH 7:00	19 WPG NBSCH 7:00	20	21 COL NBSCH 8:00
22	23 NJD NBSCH 7:30	24	25	26	27 NYI NBSCH 7:30	28
29 CBJ NBSCH 4:00	30	31 CGY NBSCH 8:00				

JANUARY 2020

SUN	MON	TUES	WED	THUR	FRI	SAT
			1	2 VAN NBSCH 8:00	3	4
5 DET NBSCH 6:30	6	7 CGY NBSCH 7:30	8	9 NSH NBSCH 7:30	10	11 ANA NBSCH 7:30
12	13	14 OTT NBSCH 6:30	15 MTL NBSCH 6:30	16	17	18 TOR NBSCH 6:00
19 WPG NBSCH 6:00	20	21 FLA NBSCH 7:30	22	23	24	25
26	27	28	29	30	31	

FEBRUARY 2020

SUN	MON	TUES	WED	THUR	FRI	SAT
						1 ARI NBSCH 7:00
2	3	4 MIN NBSCH 7:00	5 BOS NBSCH 7:00	6	7	8
9 WPG NBSCH 6:00	10	11 EDM NBSCH 8:00	12 VAN NBSCH 9:30	13	14	15 CGY NBSCH 9:00
16 WPG NBSCH 7:30	17	18	19 NYR NBSCH 7:00	20	21 NSH NBSCH 7:30	22
23 DAL NBSCH 2:00	24	25 STL NBSCH 7:00	26	27 TBL NBSCH 6:00	28	29 FLA NBSCH 5:00

MARCH 2020

SUN	MON	TUES	WED	THUR	FRI	SAT
1	2	3 ANA NBSCH 7:30	4	5 EDM NBSCH 7:30	6 DET NBSCH 6:30	7
8 STL NBSCH 6:30	9	10	11 SJS NBSCH 7:00	12	13 OTT NBSCH 7:30	14 WSH NBSCH 6:00
15	16	17 MIN NBSCH 7:00	18	19 MIN NBSCH 7:30	20	21 BUF NBSCH 1:00
22 NSH NBSCH 6:00	23	24	25 PIT NBSCH 7:00	26	27 DAL NBSCH 7:30	28
29 LAK NBSCH 2:00	30	31 MTL NBSCH 7:30				

APRIL 2020

SUN	MON	TUES	WED	THUR	FRI	SAT
			1	2 NYI NBSCH 6:00	3	4 NYR NBSCH 12:00

HOME	AWAY	NHL GLOBAL SERIES
------	------	-------------------

FOR MORE INFORMATION VISIT: BLACKHAWKS.COM



©Copyright ©2019 by National Hockey League. All rights reserved. Reproduction in whole or in part without permission of NHL is strictly prohibited.

All game dates and times subject to change.
All game times listed in Central Time Zone.

CREDITS



CREDITS

Editors.....	Will Chukerman, Mike Horan, Adam Kempenaar, Adam Rogowin, John Sandberg, John Steinmiller, Lyndsey Stroope
Layout and Production.....	Kellie Fredette
Design Assistance.....	Jack Gambro, Sean Grady, Missy Wilson
Editorial Assistance.....	Carter Baum
Photography.....	Bill Smith, Chase Agnello-Dean and Getty Images
Printing.....	Coordinated by Mike Dillon at The Graphic Arts Studio, Inc.

© 2019 Chicago Blackhawks

The information contained in this publication was compiled by the Chicago Blackhawks and is provided as a courtesy to our media and fans and may be used only for personal and editorial purposes. Any commercial use of this information without the prior written consent of the Chicago Blackhawks is prohibited.

TABLE OF CONTENTS



LEADERSHIP 7 - 40

Ambassadors.....	18 - 20
Athletic Trainers.....	36 - 38
Blunk, Jay.....	10
Bowman, Stan.....	11
Business Operations.....	25 - 29
Coaching Staff.....	32 - 34
Equipment Staff.....	36 - 38
Hockey Ops/Scouting.....	23 - 24
MacIsaac, Al.....	11
Fifth Third Arena.....	30
McDonough, John.....	9
Medical Staff.....	36 - 38
Colliton, Jeremy.....	31
Senior Management/Directors.....	21 - 22
Vice Presidents.....	12 - 17
Wirtz, Rocky.....	8

PLAYERS 41 - 136

2019 Draft Selections.....	127 - 128
All-Time Draft.....	129 - 135
How the Blackhawks Were Built.....	136
In the System.....	94 - 113
Prospects.....	114 - 126
Roster Bios.....	42 - 93

2018-19 REVIEW137 - 148

Home/Road Scoring.....	141
Individual Highs.....	145
Individual Milestones.....	146
Schedule and Results.....	138 - 139
Team Scoring.....	140
Team Highs and Lows.....	143 - 144
The Last Time.....	147
Transactions.....	142

OPPONENTS..... 149 - 210

TRADITION 211 - 240

All Star Games in Chicago.....	238
All-Time Captains.....	219
All-Time General Managers.....	219
All-Time Head Coaches.....	219
Chicago Stadium.....	239
Esposito, Tony.....	215
Hall, Glenn.....	214
Hockey Hall of Fame Inductees.....	235
Hull, Bobby.....	213
Magnuson, Keith.....	218
Mikita, Stan.....	212
NHL All-Star Teams.....	237
Pilote, Pierre.....	217
Savard, Denis.....	216
Stanley Cup Teams.....	229 - 234
Trophy Winners.....	220 - 228
US Hall of Fame Inductees.....	236

RECORDS..... 241 - 278

Double-figure Goal Games.....	265
Franchise Leaders.....	242 - 245
Hat Tricks.....	250 - 253
Individual Records.....	267 - 271
Penalty Shots.....	260 - 262
Scoring Leaders.....	246 - 247
Season Openers.....	277 - 278
Shootouts.....	263 - 266
Shutouts.....	254 - 259
Single-Season Leaders.....	248 - 249
Team Records.....	272 - 276

PLAYOFFS279 - 308

Career Playoff Leaders.....	290 - 291
Coaching Ledger.....	304
Goaltender, Statistics.....	295
Goaltenders, Year-by-Year.....	293 - 294
Moments.....	305 - 308
Overtime Goals.....	292
Penalty Shots.....	296
Records, Individual.....	298 - 299
Records, Team.....	300 - 303
Record vs. Opponent.....	280 - 283
Shutouts.....	296
Stanley Cup Playoff Record.....	280
Summary and Stats.....	297
Results, Year-by-Year.....	284 - 289

HISTORY 309 - 436

Coaching Ledger.....	316
Dates to Remember.....	317 - 328
Goalie Register, All-Time.....	434 - 435
Home/Road Record, All-Time.....	312 - 313
Record, Season-by-Season.....	310 - 311
Record vs. Defunct Clubs.....	315
Roster, All-Time.....	420 - 433
Year-by-Year.....	329 - 419

MINORS437 - 442

Indy Fuel.....	441 - 442
Rockford IceHogs.....	438 - 440

MEDIA 443 - 464

Blackhawks in the Community.....	458 - 459
Broadcasters.....	448 - 450
Communications Staff.....	446 - 447
Convention.....	452
NHL Key Dates.....	460
Maps, United Center.....	456 - 457
Fifth Third Arena.....	455
Media Information.....	444 - 445
NHL Directory.....	462
On-Ice Officials.....	461
Training Camp Festival.....	453
Traveling Media.....	451
United Center.....	454

STAFF DIRECTORY

OWNERSHIP AND EXECUTIVES

W. Rockwell "Rocky" Wirtz	Chairman
John F. McDonough	President & CEO
Jay Blunk	Executive Vice President
Stan Bowman	Senior Vice President/General Manager
Al MacIsaac	Senior Vice President, Hockey Operations
Norm Maciver	Assistant General Manager
Mark Kelley	Vice President, Amateur Scouting
Scotty Bowman	Senior Advisor, Hockey Operations
Mark Bernard	Vice President, Hockey Operations/Team Affiliates
Ryan Stewart	Vice President, Pro Scouting
Tony Ommen	Vice President, Team Services
Adam Rogovin	Vice President, Communications
Steve Waight	Vice President, Corporate Sponsorships
Adam Kempenaar	Vice President, Digital Content
T.J. Skattum	Vice President, Finance
Marie Sutura	Vice President, Human Resources
Pete Hassen	Vice President, Marketing
Chris Werner	Vice President, Ticketing and Customer Relations

HOCKEY OPERATIONS AND SCOUTING

Mark Eaton	Director, Player Development
Pierre Gauthier	Director, Player Personnel
Ron Anderson	Director, Player Recruitment
Barry Smith	Director, Player Evaluation
Mats Hallin	Director, European Scouting
Brian Higgins	Director, Team Security
Ian Gentile	Senior Manager, Player Development
Kyle Davidson	Assistant to the General Manager
Mary DeBartolo	Coordinator, Research & Development/Hockey Analytics
Danny Tranchida	Team Services Assistant
Mike Doneghey	Head USA Scout
Darrell May	Head Western Canada Scout
Alex Brooks	Head Pro Scout
Jim McKellar	Head Eastern Canada Scout
Rob Facca	Amateur Scout
Colin Fraser	Amateur Scout
Peter Nevin	Amateur Scout
Alexandre Rouleau	Amateur Scout
Niklas Blomgren	Head European Amateur Scout
Dan Ellis	Goaltending Scout
Karel Pavlik	European Amateur Scout
Mikko Luoma	European Amateur Scout
Andrei Nikolishin	Russia Amateur Scout
Peter Sundstrom	European Pro Scout
Derek Booth	Pro Scout
Wade Brookbank	Pro Scout
Gord Donnelly	Pro Scout
Greg Hawgood	Pro Scout
Richard Kromm	Pro Scout
Steve Leach	Pro Scout
Don Lever	Pro Scout
Mike MacPherson	Pro Scout
Michael Mottau	Pro Scout
Allan Power	Pro Scout
Anatoly Semenov	Pro Scout
Tom Younghans	Pro Scout
Rick Comley	Player Recruitment

Hudson Chodos	Scouting Manager
Brian Campbell	Player Development Coach
Andrew Contis	Hockey Analytics/Video Analyst
Nick Anderson	Assistant General Manager, Rockford IceHogs

COACHING

Jeremy Colliton	Head Coach
Sheldon Brookbank	Assistant Coach
Tomas Mitell	Assistant Coach
Marc Crawford	Assistant Coach
Jimmy Waite	Goaltending Coach
Matt Meacham	Assistant Coach, Video
Dylan Crawford	Assistant Video Coach
Paul Goodman	Strength and Conditioning Coach
Christian Burrus	Developmental Strength and Conditioning Coach
Kevin Delaney	Skating and Skills Development
Chris Kunitz	Player Development Advisor
Yanic Perreault	Development Coach
Derek Plante	Development Coach
Mikael Samuelsson	European Development Coach
Peter Aubry	Developmental Goaltending Coach
Derek King	Head Coach, Rockford (AHL)
Anders Sörensen	Assistant Coach, Rockford (AHL)
Kristian Skarphagen	Rockford IceHogs/European Strength and Conditioning Coach
Adam Gill	Video Coach, Rockford (AHL)

TRAINING AND EQUIPMENT

Mike Gapski	Head Athletic Trainer
Troy Parchman	Head Equipment Manager
Pawel Prylinski	Massage Therapist
Jeff Thomas	Assistant Athletic Trainer
Patrick Becker	Assistant Strength and Conditioning Coach /Physical Therapist
Jim Heintzelman	Assistant Equipment Manager
D.J. Kogut	Equipment Assistant
Jeff Uyeno	Equipment Assistant
D.J. Jones	Head Athletic Trainer, Rockford
Russ Holden	Head Equipment Manager, Rockford
Ryan Martin	Assistant Equipment Manager, Rockford
Mike Harling	Massage Therapist, Rockford
John Walter	Assistant Athletic Trainer, Rockford

STAFF DIRECTORY

MEDICAL

Michael A. Terry, M.D.	Head Team Physician, Orthopaedics
Bradley Merk, M.D.	Team Physician, Orthopaedics
Angelo Costas, M.D.	Team Physician, Internal Medicine
Lou Hiotis, M.D.	Team Physician, Internal Medicine
George Chiampas, D.O.	Team Physician, Emergency Medicine
Russ Baer, D.D.S.	Team Dentist
Martin Marcus, D.D.S.	Team Dentist
Michael Marcus, D.D.S.	Team Dentist
James F. Gary, L.C.P.C.	Mental Skills Coach
David Marks, M.S., L.C.P.C.	Mental Skills Coach
University Eye Specialists	Eye Care
Julie Burns, M.S., R.D., C.C.N.	Nutritionist
Brian Allen, D.C.	Chiropractor
Stuart Yoss, D.C.	Chiropractor

COMMUNICATIONS

John Steinmiller	Senior Director, Media Relations
Lyndsee Stroope	Public Relations Manager
Mike Horan	Media Relations Manager
Will Chukerman	Media Relations Coordinator

CORPORATE SPONSORSHIPS

Sara Bailey	Senior Director, Corporate Sponsorships
Kelly Smith	Senior Manager, Client Service
Greg Zinsmeister	Director, Corporate Sponsorships
Kayla Roan	Client Service Manager
Ryan Gallante	Senior Manager, Corporate Sponsorships
Rob Nugent	Corporate Sponsorships Manager
Brian Szubrych	Client Service Specialist & Event Manager
Sam Phelps	Account Executive, Corporate Sponsorships
Dan Cluchey	Client Service Specialist
Lyndsie Klott	Client Service Specialist
Jack Deichl	Corporate Sponsorships Coordinator

DIGITAL CONTENT

John Sandberg	Creative Director
Leah Hendrickson	Senior Manager, Social Media
Sean Grady	Senior Creative Manager
Chase Agnello-Dean	Photography Manager
Eric Lear	Reporter/Video Manager
Carter Baum	Digital Content Manager
Chris Levine	Business Analytics Manager
Missy Wilson	Senior Graphic Designer
Leah Pascarella	Digital Content Coordinator
Taylor Wilder	Digital Content Specialist
Kellie Fredette	Assistant Graphic Designer
Bob Verdi	Team Historian
Fred Mitchell	Community Correspondent
Adam Burish	Blackhawks TV Host/Analyst
Chris Kuc	Senior Writer

FINANCE

Michael Dorsch	Senior Director, Finance
Patricia Walsh	Payroll Director
Andrew Lefevour	Accounting Manager
Michael Kojza	Finance Administrator

HUMAN RESOURCES

Kyleen Howe	Director, Human Resources
Jillian Smith	Director, Executive Administration
Leanne Mayville	Benefits Manager
Molly Connolly	Manager, Business Administration
Meghan Hunter	Senior Executive Assistant to the Senior Vice President/ General Manager and Hockey Operations
Lauren Miller	Receptionist

MARKETING, FAN DEVELOPMENT & COMM. RELATIONS

Annie Camins	Senior Executive Director, Fan Development
Ashley Hinton	Senior Director, Community Relations
Laura Clawson	Director, Merchandising
Tovah McCord	Foundation Director
Brian Howe	Director, Event Marketing
Brian Dahm	Marketing Director
Chris Slepokura	Director, Production & Entertainment
Mike Horn	Senior Manager, Game Presentation
Spencer Montgomery	Fan Development Manager
Paul Unruh	Event Marketing Manager
Sara Olson	Manager, Community Relations
Meghan Pollock	Manager, Community Relations
Kelcy Vallas	Foundation Project Consultant
Jamal Mayers	Community Liaison
Joe Doyle	Mascot Coordinator
Amber Hughes	Marketing Coordinator
Joelle Kearns	Game Presentation Coordinator
Laura Jordan	Fan Development Coordinator
Samantha Ratty	Fan Development Coordinator
Rachel Stellfox	Event Coordinator, Community Relations
Tom Sargent	Mascot Assistant

STAFF DIRECTORY

TICKET OPERATIONS AND CUSTOMER RELATIONS

Dan Rozenblat	Senior Executive Director, Ticket Sales & Service
James K. Bare	Executive Director, Ticket Operations
Julie Lovins	Senior Director, Service & Retention
Steve Dilenardi	Director, Group Sales
T.R. Johnson	Director, Sales & Service
Shilpa Rupani	Manager, Service & Program Development
Andrew Roan	Manager, Ticket Sales
Matt Brooks	Manager, Group Sales
Jack Brennan	Ticket Operations Manager
Preston Black	CRM Manager
Shannon Van Ness	Ticket Operations Coordinator
Kathleen Massolio	Senior Account Executive, Group Sales
Kevin Kowynia	Senior Account Executive, Ticket Sales
Josh Helton	Senior Account Executive, Ticket Sales
Taylor Adams	Account Executive, Ticket Sales
AJ Burns	Account Executive, Ticket Sales
Logan Oppgard	Account Executive, Ticket Sales
Nick Santelli	Account Executive, Ticket Sales
Connor Spurlin	Account Executive, Tickets Sales
Charlie Wert	Account Executive, Ticket Sales
Kathie Raimondi	Senior Customer Service Executive
Kevin LeClair	Senior Customer Service Executive
Rebecca Goldstein	Senior Customer Service Executive
Heather Larson	Customer Service Executive
Rebecca Roy	Customer Service Executive
Carly Hoffman	Customer Service Executive
Eddie Kerrigan	Customer Service Executive

BROADCASTERS

Pat Foley	TV Play-By-Play
Eddie Olczyk	TV Color Analyst
John Wiedeman	Radio Play-By-Play
Troy Murray	Radio Color Analyst
Steve Konroyd	TV Studio Host
Chris Boden	Radio Studio Host

ADDITIONAL STAFF

Jim Cornelson	National Anthem Singer
Gene Honda	Public Address Announcer
Frank Pellico	Organist
Bill Smith	Team Photographer
Harvey Wittenberg	Press Box Announcer/Web Contributor

FIFTH THIRD ARENA

Andrea Hahn	General Manager
Gregory Tam	Assistant General Manager
Michael Lushniak	Business Manager
Daniel Kroll	Facility Manager
Jeff Latiker	Security Supervisor
Steven Fruik	Lead Ice Technician
Megan Burciaga	Facility Supervisor, Event Coordinator
Mary DeBartolo	Facility Supervisor, Youth Hockey
Paul Goedjen	Facility Supervisor, Adult League
John Skokna	Facility Supervisor, Customer Service Specialist
Joe Caprio	Facility Supervisor, Youth Hockey
Brian Keane	Elite Hockey Player Development Supervisor
Ladonna Grandberry	Guest Services Supervisor
Caleb Weesner	Operations and Rapid Shot Supervisor



VISIT THE BLACKHAWKS STORE

333 N. MICHIGAN AVENUE • CHICAGO

EXCLUSIVE BLACKHAWKS APPAREL FROM TOP BRANDS, AUTHENTICATED
MEMORABILIA, COLLECTIBLES, INTERACTIVE DISPLAYS AND MORE.

BLACKHAWKSSTORE.COM



LEADERSHIP

W. ROCKWELL WIRTZ

CHAIRMAN



W. Rockwell (Rocky) Wirtz serves as Chairman of the Chicago Blackhawks and President of Wirtz Corporation since 2007, where his role extends to a vast array of businesses from sports and beverage distribution to entertainment, real estate, agriculture, insurance and banking.

As Chairman of the Chicago Blackhawks, Rocky is responsible for all aspects of the club's operations. He was just 2 years old when his grandfather, Arthur Wirtz, purchased the Chicago Blackhawks in 1954. Rocky grew up within the walls of the storied Chicago Stadium, and oversaw the team's historic Stanley Cup championship victories in 2010, 2013 and 2015. Rocky also serves

as Co-Chairman of the Executive Committee of the United Center and is a member of the National Hockey League's Executive and Audit/Finance Committees.

Rocky has led the family's beverage business since 1980, and his strategic vision, commitment to investment and time-honored focus on running a value-driven business helped the company expand its footprint. In 2016, Rocky drove efforts to form a partnership with The Charmer Sunbelt Group, creating Breakthru Beverage Group (BBG) where he serves as Co-Chairman. Today, BBG employs more than 7,000 associates and has operations in 14 markets across North America. Recognizing his many contributions to the beverage industry, the Wine and Spirits Wholesalers of America honored Rocky with a Lifetime Leadership Award in 2014.

Wirtz Realty has developed properties in Illinois for decades, and the company owns and manages over 20 commercial and residential properties along Chicago's lakefront and throughout the suburbs. Rocky also oversees Wirtz Insurance, as well as banking interests at First Security Trust and Savings, based in Elmwood Park, Ill., and First National Bank of South Miami in Florida.

Through it all, Rocky continues to lead his family's commitment to numerous civic and charitable organizations. His dedication to the Chicago Blackhawks Foundation is unwavering. Founded by his father, the foundation has donated millions of dollars to dozens of organizations focused on youth programs, education, housing and health and wellness. When seeking a new practice rink for the Blackhawks, Rocky went beyond creating a single-use home for the team and set out to build a \$65-million community ice rink and practice facility. The facility offers numerous benefits to Chicago's youth who may not otherwise have the opportunity or resources to learn the sport of hockey. Since its opening at the end of 2017, over 13,000 CPS students have participated in programming at Fifth Third Arena – Chicago Blackhawks Community Rink.

Rocky is a member of the Civic Committee of the Commercial Club of Chicago and serves as a Trustee at The Field Museum of Natural History and Northwestern University, where he earned a Bachelor of Science in communications in 1975. At Northwestern, he established the Virginia Wadsworth Wirtz Endowment for Visiting Artists. That program, named in honor of his grandmother, allows Northwestern's School of Communication to invite nationally acclaimed performers to work directly with students and staff at the Theatre and Interpretation Center. In April 2014, the center was renamed the Virginia Wadsworth Wirtz Center for the Performing Arts in recognition of the family's financial gifts. In 2017, he endowed the W. Rockwell Wirtz Professorship in the School of Communication to attract top professors.

Rocky and his wife, Marilyn, reside in the northern suburbs of Chicago. Rocky has three children, Daniel, Hillary and Kendall; Marilyn has one daughter, Elizabeth. Rocky is also the proud grandfather of five grandchildren.

LEADERSHIP

PLAYERS

2018-19

OPPONENTS

TRADITION

RECORDS

PLAYOFFS

HISTORY

MINORS

MEDIA



JOHN F. McDONOUGH

PRESIDENT & CEO

John F. McDonough joined the Blackhawks in 2007 as President and was named President and Chief Executive Officer on June 1, 2011. Under his guidance, in what Forbes Magazine has called the “The Greatest Sports-Business Turnaround Ever,” the Blackhawks have revitalized the team’s profile and re-energized its fan base. Since McDonough joined the Blackhawks, the team has won Stanley Cup titles in 2010, 2013 and 2015, becoming the first organization in the NHL’s salary cap era to capture three championships.

With McDonough’s leadership, the Blackhawks’ success has been recognized by SportsBusiness Journal, earning coveted nominations for the publication’s Professional Sports Team of the Year in 2009 and 2014. The organization was also voted to have the “Best Business Savvy” by The Hockey News’ 2012 “Best of Everything in Hockey” issue, in addition to being named “Best Franchise” in their 2014 “Franchise Ranking” issue. McDonough created the team’s “One Goal” slogan, a mantra that has become instrumental to the Blackhawks marketing, branding and organizational culture.

The Blackhawks have entertained 497 consecutive capacity crowds at the United Center and have grown a season ticketholder base from 3,400 to more than 14,000. Additionally, the Blackhawks have led the NHL in attendance for 11 consecutive seasons and consistently achieve monumental viewership numbers on local and national broadcasts. During the team’s run to the 2015 Stanley Cup, the Blackhawks registered three of their top five most-watched games, including the highest on record, a 41.0 HH average rating during Game 6 of the Final on June 15, 2015.

McDonough has been instrumental in bringing marquee events to Chicago, including the 2009 NHL Winter Classic between the Blackhawks and Detroit Red Wings at Wrigley Field, the 2014 Stadium Series game between the Blackhawks and Pittsburgh Penguins at Soldier Field, the NCAA Frozen Four in April 2017, the NHL Draft in June 2017 and the annual Blackhawks Convention, the first of its kind in the National Hockey League. In addition, the Blackhawks made their league-leading fourth appearance in the Winter Classic under McDonough’s leadership, when they hosted the Boston Bruins at Notre Dame Stadium on Jan 1.

Prior to joining the Blackhawks, McDonough served as President of the Chicago Cubs. During his tenure, the Cubs won the 2007 National League Central Division while setting an all-time franchise attendance record. As the Cubs’ chief, and in his previous role as Senior Vice President of Marketing and Broadcasting, he played a major role in increasing the Cubs’ fan base and attracting sponsorships, helping one of the most successful professional sports franchises in America consistently reach record attendance and revenue figures. In addition, McDonough was the architect of the seventh-inning stretch celebrity “guest conductor” concept at Wrigley Field and created the annual Cubs Convention, which is now viewed as a prototype for team and league fan festivals.

McDonough’s many achievements have earned him honors and awards, including Major League Baseball’s Marketing Excellence Award, Chicago Baseball Executive of the Year and a place in “America’s Top Ten Marketing Executives” by Promo Magazine. In addition, McDonough was named to The Hockey News’ “100 People of Power and Influence,” was inducted into the Chicagoland Sports Hall of Fame in 2008 and received the first-ever honorary Certified Hockey Professional designation by the Business of Hockey Institute in 2016.

He has also been recognized with the Saint Mary’s University of Minnesota Presidential Medal for Outstanding Merit, the Bill Veeck Lifetime Achievement Award, a place in the Notre Dame College Prep Hall of Fame and the 2008 Executive of the Year Award by the Chicago chapter of the Public Relations Society of America. In November 2017, McDonough received the 2017 Leadership Award from The Ireland Funds. And in September 2018, he was awarded the first ever John F. McDonough Humanitarian Award by St. Juliana Parish in Edison Park, Ill. He has also served as the Alzheimer’s Association Reason to Hope Co-Chairman.

He serves as a frequent guest speaker and panelist across the country, including at the 2010 MIT Sloan Sports Analytics Conference, the 2014 SXSW Conference and Harvard Business School. McDonough has also served as commencement speaker for the Loyola University School of Communication and Grand Marshal for Chicago’s St. Patrick’s Day Parade in 2014. In June 2019, he served as the commencement speaker for DePaul University’s College of Communication & College of Education Commencement Ceremony.

McDonough is a frequent lecturer at the University of Notre Dame’s Mendoza College of Business and Northwestern University. He serves as a Sustaining Board Member for the Juvenile Diabetes Research Foundation Illinois Board, and sits on the Athletic Advisory Board of Saint Mary’s University of Minnesota, the Special Olympics Illinois Foundation Board, Chicago Blackhawks Foundation Board of Directors, the NHL Club Business Advisory Board and the NHL Board of Governors.

A Chicago native, McDonough is a graduate of Notre Dame College Prep in Niles, Ill., and Saint Mary’s University of Minnesota. He currently resides in the western suburbs and has three children, Colleen (Pete), Ryan (Katie) and Michael; and a granddaughter, Riley, and a grandson, Connor.

LEADERSHIP

PLAYERS

2010-19

OPPONENTS

TRADITION

RECORDS

PLAYOFFS

HISTORY

MINORS

MEDIA

JAY BLUNK

EXECUTIVE VICE PRESIDENT



Executive Vice President Jay Blunk is in his 12th season with the Chicago Blackhawks. Since joining the Blackhawks as Vice President of Business Operations on Jan. 3, 2008, Blunk has engineered broad changes to the business landscape of the club, adopting the general business philosophy of fan accessibility and bold, innovative strategies, in addition to creating new sources of revenue generation.

Blunk has collaborated on nationally-recognized campaigns such as #WhatsYourGoal, which was a finalist for the SportsBusiness Journal's Best in Sports Social Media in 2016. Blunk

also enacted sweeping changes across the organization's media channels, including the development of the Emmy Award-winning Blackhawks TV. Additionally, he is responsible for the strategy and development of revenue-generating efforts for departments including sponsorship, ticketing, finance, marketing and community relations. In recognition of the team's achievements, the Blackhawks earned nominations for SportsBusiness Journal's Professional Sports Team of the Year in 2009 and 2014.

With fan engagement and accessibility, a priority, Blunk oversaw new concepts such as the Blackhawks Training Camp Festival. He also plays a key role in developing the team's Hispanic marketing initiatives through its innovative partnership with Univision Chicago, including the first-ever Spanish-language radio broadcast in franchise history during the 2015-16 season. This partnership continues to grow, with Univision bringing 25 Blackhawks games to Chicago's Spanish-speaking community during the 2018-19 season. Blunk also has developed pioneering cross-promotional partnerships with a wealth of civic organizations, which have built the foundation for a year-round marketing strategy. In 2010 and 2011, the Blackhawks were voted to have the National Hockey League's "Most Innovative Business Practices" by a survey of SportsBusiness Journal's readers. The Blackhawks were also voted to have the "Best Business Savvy" by The Hockey News' 2012 "Best of Everything in Hockey" issue, in addition to being named "Best Franchise" in their 2014 "Franchise Ranking" issue.

Together with President and CEO John F. McDonough and Senior VP/GM Stan Bowman, Blunk has helped engineer an integrated business philosophy with the Blackhawks' hockey operations department, forming a unique bond and synergistic approach to sponsorships, advertising, game presentation and player-community involvement.

The organization has established several attendance records during Blunk's tenure, and the franchise's season ticket base has tripled to more than 14,000 since the start of the 2007-08 season. During the team's run to the 2015 Stanley Cup, the Blackhawks registered three of their top five most-watched games, including the highest on record, a 41.0 HH average rating during Game 6 of the Final on June 15, 2015. Blunk worked with McDonough, Chicago Cubs officials and the NHL to bring the 2009 NHL Winter Classic to Wrigley Field, and the organization appeared in their league-record sixth outdoor game on Jan. 1, 2019, at Notre Dame Stadium in South Bend, Indiana. In addition, he worked closely with the Chicago Sports Commission to bring the 2017 NCAA Frozen Four and the 2017 NHL Draft to the United Center.

Prior to joining the Blackhawks, Blunk spent 22 years with the Chicago Cubs front office, holding positions in marketing, sales, branding, promotions and advertising, the last of which was Vice President of Marketing and Broadcasting. He was responsible for the development of a wealth of promotional events during his tenure at Wrigley Field and was also a member of the Cubs organization when they drew over 3 million fans for five consecutive seasons (2003-07) and set the team's all-time record for attendance in 2007.

Blunk graduated from Illinois State University in 1986 and currently serves as an advisory board member for the ISU School of Communication. Blunk also sits on the boards of the United Center Joint Venture, the Chicago Sports Commission and the Magnificent Mile Association, as well as the Board of Directors for Choose Chicago, United Service Organization (USO) of Illinois and the Chicago Blackhawks Foundation. In addition, Blunk occasionally represents the Blackhawks at National Hockey League Board of Governors meetings.

Blunk has been invited to lecture as a guest speaker at various civic events and universities, including Northwestern's Kellogg School of Management, University of Illinois, Illinois State University and the University of Notre Dame's Mendoza College of Business. He also accepted the 2014 Gilda's Club Agents of Hope Award on behalf of the Chicago Blackhawks Foundation. Blunk was a 2012 inductee into the Chicagoland Sports Hall of Fame and received the 2017 Jack Fitzsimmons Chief Blackhawk Award from the Blackhawk Alumni Association.

Blunk and his wife, Marci, have three children: Brandon, Maggie and Cameron.

LEADERSHIP

PLAYERS

2018-19

OPPONENTS

TRADITION

RECORDS

PLAYOFFS

HISTORY

MINORS

MEDIA



STAN BOWMAN

SENIOR VICE PRESIDENT/GENERAL MANAGER

Stan Bowman is in his 18th season with the Blackhawks and his fifth as Senior Vice President/General Manager. Bowman was originally named the ninth General Manager in Blackhawks history on July 14, 2009, after eight years in the Blackhawks hockey operations department.

Bowman led the Blackhawks to their sixth Stanley Cup championship on June 15, 2015, becoming the first GM to win three titles in the salary cap era. In 2010, Bowman became the youngest GM in National Hockey League history to guide an organization to the championship, as the team ended a 49-year title drought. During his time at the helm of the hockey operations department, Bowman has secured the team's core talent with long-term contract extensions, rebuilt the club's prospect depth with multiple acclaimed draft classes and acquired many key roster pieces through trades and free-agent signings.

Bowman and his father, Senior Advisor to Hockey Operations Scotty Bowman, are part of an elite group, becoming the 10th father-son GM tandem in the history of the NHL and just the fourth pair to have each of their names inscribed on the Stanley Cup.

Bowman originally joined the Blackhawks in 2000 and spent four seasons as Special Assistant to the General Manager before being promoted to Director of Hockey Operations, a role he served in for two years (2005-07). As Assistant General Manager, Bowman attended to the day-to-day administration of the hockey operations department, including all CBA-related matters, such as contract negotiations, free agency, salary arbitration and player movement and assignment. He also tracked the progress of Blackhawks prospects by working closely with the staff of the club's minor-league affiliate in Rockford while assisting with player evaluation, prospect development and professional and amateur scouting.

Bowman was named to *Crain's Chicago Business* "40 under 40" Class of 2010 and inducted into the Chicagoland Sports Hall of Fame on Sept. 16, 2015. He was selected as a manager for Team North America at the 2016 World Cup of Hockey alongside Peter Chiarelli. In that role, he helped select the playing roster, coaching and support staff, and oversaw tournament preparations and management for the 23-and-under team. He also served on the U.S. Men's National Team Advisory Group for the 2017 and 2018 IIHF World Championships.

Bowman graduated from the University of Notre Dame in 1995 with degrees in finance and computer applications. When he arrived at the Blackhawks in 2000, Bowman worked extensively on financial budgets and developed programs to track player movement and player evaluation.

Bowman and his wife, Suzanne, have three children: Will, Camden and Graycen.



AL MACISAAC

SENIOR VICE PRESIDENT, HOCKEY OPERATIONS

Al MacIsaac is in his 20th season as a member of the Blackhawks Hockey Operations Department and his fifth as Senior Vice President of Hockey Operations. He previously served as Senior Director of Hockey Administration/Assistant to the President.

A native of Antigonish, Nova Scotia, MacIsaac was the Buffalo Sabres' 12th-round draft choice in 1987. He attended St. Francis Xavier University in Nova Scotia for four years, where he tallied 112 career points (54G, 58A) in 91 career college games along with 404 penalty minutes. He was named St. Francis Xavier University Student Male Athlete of the Year in 1991.

After college, he joined the ECHL's Hampton Roads Admirals as a defenseman for the 1991-92 season and led the team with a +33 plus/minus rating. He represented the Admirals in the 1993 ECHL All-Star Game. During that same season, MacIsaac made appearances with the American Hockey League's Baltimore Skipjacks and Cape Breton Oilers.

In 1993, MacIsaac joined the Norfolk Admirals front office as Assistant General Manager. He was named General Manager of Hockey Operations for the Admirals in July 1996. In 1997-98, the Admirals, then the Blackhawks' minor-league affiliate, won their third ECHL championship. MacIsaac was inducted into the Guelph Sports Hall of Fame (team category) in 1996, the Norfolk Admirals Hall of Fame in 2008, the ECHL Hall of Fame in 2014 and the St. Francis Xavier University Sports Hall of Fame in 2016.

MacIsaac has won seven titles in his career, including three Stanley Cups with the Blackhawks, an ECHL Championship as a general manager (1998) and three as a player: the Canadian Hockey League Memorial Cup (1986), ECHL Championship (1992) and Calder Cup (1993).

MacIsaac and his wife, Dawn, have three daughters: Madisson, Delaney and Emersyn.

LEADERSHIP

PLAYERS

2010-19

OPPONENTS

TRADITION

RECORDS

PLAYOFFS

HISTORY

MINORS

MEDIA

BLACKHAWKS EXECUTIVES

LEADERSHIP

PLAYERS

2018-19

OPPONENTS

TRADITION

RECORDS

PLAYOFFS

HISTORY

MINORS

MEDIA



NORM MACIVER ASSISTANT GENERAL MANAGER

Norm Maciver is in his 13th season with the Chicago Blackhawks and his eighth as Assistant General Manager. A veteran with 30 years of pro hockey experience as an NHL player and coach, Maciver previously served as Director of Player Personnel for a season and as Director of Player Development for three seasons.

Prior to joining the organization, the Thunder Bay, Ontario, native served as an Assistant Coach with the Boston Bruins (2003-06) and the American Hockey League's Springfield Falcons (2000-03).

Following a decorated collegiate career at the University of Minnesota-Duluth, where he was a three-time All-American and a finalist for the Hobey Baker Award, Maciver spent 12 seasons as a defenseman in the National Hockey League. He registered 285 points (55G, 230A) in 500 career regular-season games with the New York Rangers, Hartford, Edmonton, Ottawa, Pittsburgh, Winnipeg and Arizona (Phoenix), and posted 14 points (3G, 11A) in 56 Stanley Cup Playoffs tilts. Maciver was given the AHL's Eddie Shore Award as the league's best defenseman in 1991 and won the International Hockey League's Turner Cup with the Houston Aeros in 1999.

Maciver and his wife, Lisa, have five children: a son, Steven, and four daughters, Danielle, Jordan, Jenna and Brooke.



MARK BERNARD VICE PRESIDENT, HOCKEY OPERATIONS/TEAM AFFILIATES

Mark Bernard is in his 12th season with the Chicago Blackhawks and his second as Vice President of Hockey Operations/Team Affiliates. He previously served as Senior Director of Minor League Affiliations and joint Director of Hockey Administration/General Manager of Minor League Affiliations. Bernard executes administrative responsibilities with the Blackhawks while overseeing the day-to-day operations of Chicago's American Hockey League affiliate, the Rockford IceHogs.

Bernard joined the Blackhawks from the AHL's Norfolk Admirals, where he served as Vice President and Assistant GM. He joined the Admirals in June 2006 as Assistant GM and was named Interim VP in October 2006 before his appointment to VP one month later. In 2008, the Ontario native won the James C. Hendy Memorial Award as the AHL's most outstanding executive.

Bernard played parts of 13 pro seasons as a goaltender in the AHL, ECHL, Central Hockey League and Colonial Hockey League. He helped the ECHL's Hampton Roads Admirals capture consecutive Kelly Cups in 1991 and 1992, earning playoff MVP honors in 1992. After his playing career, he coached the United Hockey League's Rockford IceHogs in 2003-04 and the Elite Ice Hockey League's Basingstoke Bison from 2004-06.

Bernard and his wife, Julie, have two children: Jackson and MacKenzie.



MARK KELLEY VICE PRESIDENT, AMATEUR SCOUTING

Mark Kelley is in his 14th season with the Chicago Blackhawks and his fourth as Vice President of Amateur Scouting.

Kelley joined the Blackhawks in 2006 as an Amateur Scout. Before joining the team, he worked for the Pittsburgh Penguins for 13 years (1993-2006) and the Quebec Nordiques for five years (1988-93), and his role evolved from being a scout in the New England area to eventually covering all of North America. Kelley also lived in Moscow, Russia, serving as Assistant General Manager of CSKA Red Army while scouting European players for the Penguins.

Kelley attended Colby College from 1976-80 and played varsity hockey all four years. He then played a year of Australian League hockey before returning to his alma mater as an Assistant Coach.

Kelley has two sons, Kyle and Tyler.



ADAM KEMPENAAR

VICE PRESIDENT, DIGITAL CONTENT

Adam Kempenaar is in his 18th season with the Chicago Blackhawks and third as Vice President of Digital Content. Kempenaar joined the club in 2002 as Web Producer before being appointed Director of New Media and Publications in 2008, Senior Director of New Media and Creative Services in 2012 and Senior Executive Director of Digital Content in 2016.

Kempenaar oversees content across the Blackhawks' digital platforms, including Blackhawks.com, Blackhawks TV and social media. He served as producer on the Blackhawks' two championship DVD/Blu-ray releases, "17 Seconds" (2013) and "Hat Trick" (2015), the

latter of which won an Emmy for Outstanding Achievement in Sports Programs from the Chicago/Midwest Chapter of the National Academy of Television Arts & Sciences. In addition, he is Editor-in-Chief of Blackhawks Publishing, which has produced three acclaimed hardcover championship books: "One Goal Achieved" (2010), "One Goal II" (2013) and "One Goal III" (2015). In 2017, Kempenaar and his team – in collaboration with Banner Collective – also launched the "Blackhawks Originals" video series "On The Clock," granting fans unprecedented access to the club's draft preparations. "Blackhawks Originals" has since expanded its longform offering, including 2018's local Emmy-winning "Signing Sikura" and "Making Strides," which followed two Chicago Public Schools students through G.O.A.L. and First Stride, programs that offer students who may not otherwise have the opportunity to try hockey access to the necessary equipment and instruction.

With a focus on engaging content that showcases player personalities and behind the scenes access, the Blackhawks lead the National Hockey League in social media following across Facebook, Twitter, Instagram and Snapchat. In 2016, the Blackhawks' #WhatsYourGoal social media and video campaign was recognized by SportsBusiness Journal as a finalist for Best in Sports Social at its annual Sports Business Awards. In 2009, the club's social efforts were recognized by technology site Mashable for "Best Brand Use of Twitter." The following year, the Blackhawks were finalists for Mashable's "Must Follow Brand."

Prior to joining the Blackhawks, Kempenaar was Creative Projects Coordinator for the media research and consulting firm Frank N. Magid Associates in Cedar Rapids, Iowa. He holds a master's degree in journalism and a bachelor's degree in communication studies from the University of Iowa, as well as a bachelor's degree in English from Grinnell College. An Iowa native, Kempenaar and his wife, Sarah, have four children: Holden, Sophie, Quinn and Conor.



PETE HASSEN

VICE PRESIDENT, MARKETING

Pete Hassen is in his 15th season with the Chicago Blackhawks and his fourth as Vice President of Marketing. He previously served as Senior Executive Director of Marketing.

Hassen assists in all aspects of the team's marketing, fan and brand development and player relations, and oversees the day-to-day operations of the Chicago Blackhawks Foundation. He conducts research and manages projects to push the Blackhawks brand into the mainstream and develop the team's overall fan base.

Before joining the Blackhawks, Hassen was the Senior Manager of Media Relations and Corporate Communications for Delaware North Companies. Prior to that, he served as Director of Community Development and Public Relations for the Buffalo Sabres. A native of Buffalo, N.Y., Hassen holds degrees from the State University of New York College at Buffalo and Central Michigan University.

Hassen and his wife, Kate, and son, Clayton, reside in Roscoe Village.

LEADERSHIP

PLAYERS

2018-19

OPPONENTS

TRADITION

RECORDS

PLAYOFFS

HISTORY

MINORS

MEDIA



TONY OMMEN

VICE PRESIDENT, TEAM SERVICES

Tony Ommen is in his 21st season with the Chicago Blackhawks and his first as Vice President of Team Services. For the past 15 seasons, Ommen has managed the day-to-day logistical operations of the team, including travel, after serving the organization in various publications and public/media relations capacities since 1999.

A native of Carrollton, Ill., Ommen previously worked for the St. Louis Blues as Assistant Director of Communications. While with the Blues, he was a member of the media relations department that received the 1998-99 Dick Dillman Award, given annually to the media relations team judged the best by members of the Professional Hockey Writers Association (PHWA). Before joining the Blues, Ommen held positions with Fans Inc., the St. Louis Cardinals and the St. Louis Rams.

A veteran of the United States Army and a graduate of Southern Illinois University at Edwardsville, Ommen and his wife, Nikki, have three children: Logan, Ashley and Emily.



ADAM ROGOWIN

VICE PRESIDENT, COMMUNICATIONS

Adam Rogowin is in his 12th season with the Chicago Blackhawks and his third as Vice President of Communications.

In his current role, Rogowin oversees all communications efforts as the organization's primary contact for media inquiries, including interview requests for front office staff, coaches and players; the dissemination of team information via press releases and game notes; and media credentialing for games, press conferences and special events. He is also the point person for television and radio broadcasts on flagship stations NBC Sports Chicago and WGN

Radio, as well as all Blackhawks national telecasts on NBC in the United States and Sportsnet in Canada.

Rogowin previously served as Senior Director of Public Relations, with a focus on promoting team announcements for all off-ice activities. He was a member of the Blackhawks media relations department that received the 2010-11 Dick Dillman Award, given annually to the team judged by the members of the Professional Hockey Writers Association (PHWA) to be the best in media relations.

Prior to joining the Blackhawks, Rogowin spent four seasons with the Chicago Wolves. From 2006-08, he served as the team's Director of Media Relations, which includes the 2008 Calder Cup championship season.

The Morton Grove, Ill., native played hockey at Connecticut College, where he notched 19 assists and 28 points in 55 career games before graduating with a double major in English and sociology. In July 2016, Rogowin was named to Chicago's Jewish 36-under-36 list, an annual distinction presented by the Jewish United Fund (JUF). He is a host committee member for the Green Tie Ball, Chicago Gateway Green's signature fundraising gala.

He and his wife, Jen, have two sons, Cameron and Gavin, and a daughter, Ellorie.



T.J. SKATTUM

VICE PRESIDENT, FINANCE

T.J. Skattum is in his 12th year with the Chicago Blackhawks and his sixth as Vice President of Finance.

Skattum heads the Blackhawks' finance and accounting operations, including planning and forecasting, financial reporting, cash management and risk management. Skattum also oversees the finances and accounting for the Chicago Blackhawks Foundation and Fifth Third Arena.

Skattum has more than 20 years of experience in various finance and accounting roles, including restructuring, bankruptcy, mergers and acquisitions, corporate finance and interim management. Prior to joining the organization, Skattum spent six years in Arthur Andersen's global corporate finance practice and five years at Navigant Capital Advisors, the dedicated corporate finance business unit of Navigant Consulting, Inc. He has passed the Certified Public Accountant Examination in the State of Illinois. In addition to his duties with the Blackhawks, Skattum sits on the Board of Directors for the Chicago Blackhawks Foundation.



RYAN STEWART

VICE PRESIDENT, PRO SCOUTING

Ryan Stewart is in his 14th season with the Blackhawks and his second as Vice President, Pro Scouting. Stewart joined the organization prior to the 2006-07 season as a Video Coach and served as Assistant Coach in 2007-08. He then joined the scouting staff as an Amateur Scout from 2008-10, a Pro Scout from 2010-12 and Director of Pro Scouting from 2012-2018.

Stewart graduated with a Bachelor of Arts degree from Canisius College in Buffalo, N.Y., where he played four years of varsity hockey for the Golden Griffins, including two years as team captain. He joined the Central Hockey League's Tulsa Oilers in 1998 and signed with the ECHL's Greenville Grrrowl later that year. Stewart won the Kelly Cup with Greenville in 2001-02, the same season he received the ECHL Man of the Year Award. Over the course of a seven-year professional career, Stewart also made stops with the ECHL's Florida Everblades, the American Hockey League's Providence Bruins and the British Super league's Manchester Storm.

Stewart was named captain of Greenville for the 2003-04 season. After finishing his playing career in the 2004-05 campaign, he served as Greenville's Assistant Coach/Assistant General Manager before being named to the General Manager position in 2005, when the team was affiliated with Chicago. In February 2016, Stewart was inducted into the Canisius College Sports Hall of Fame.

Stewart and his wife, Lindsay, reside in Simpsonville, S.C., with their three children: Owen, Langley and Kylie Jo.

LEADERSHIP

PLAYERS

2018-19

OPPONENTS

TRADITION

RECORDS

PLAYOFFS

HISTORY

MINORS

MEDIA



MARIE SUTERA

VICE PRESIDENT, HUMAN RESOURCES

Marie Sutera is in her 13th season with the Blackhawks and her fourth as Vice President of Human Resources.

During her time with the Blackhawks, Sutera has developed and executed the club's HR strategy and overseen a change in organizational culture that is lauded throughout the professional sports industry. The sweeping changes during her tenure have resulted in the hiring of over 90 percent of the current front office staff.

Prior to joining the Blackhawks, Sutera worked as a Human Resources Generalist for Wirtz Beverage Illinois (now Breakthru Beverage) and was responsible for staffing, labor negotiations, workers' compensation and company safety initiatives. She also spent seven years in human resources management in the insurance, warranty and furniture rental industries.

The Downers Grove, Ill., native is a member of numerous professional organizations, including the Society of Human Resource Management (SHRM), Human Resources Council (NHRD), Human Resources Management Association of Chicago (HRMAC) and Women in Sports and Events (WISE).



STEVE WAIGHT

VICE PRESIDENT, CORPORATE SPONSORSHIPS

Steve Waight is in his 20th season with the Chicago Blackhawks and his fourth as Vice President of Corporate Sponsorships.

Waight is responsible for all Blackhawks advertising sales, including print, Internet, in-arena, virtual TV signage, promotions, social media and all sponsorships affiliated with Blackhawks youth hockey programs and the Chicago Blackhawks Foundation. In addition, Waight spearheads all United Center advertising sales on behalf of the Blackhawks and manages relationships with the WGN Radio and NBC Sports Chicago sales staffs.

Notable sponsorship accomplishments during Waight's tenure include the first-ever presenting sponsorship of a Blackhawks season (CBOE in 2008-09); the opening of the Crown Royal Whisky Bar and Ketel One Bar; exclusive agreements with Constellation Energy and NorthShore University HealthSystems; several on-premise activation programs with Bud Light, incorporating the Bud Light Ice Crew and Bud Light Bar Tour promotions; and the season-long Blackhawks customized Camaro sweepstakes with Chicagoland and NW Indiana Chevy Dealers.

Waight also played a key role in negotiating long-term sponsorship agreements with Lexus, Coca-Cola, Anheuser-Busch, AT&T, American Express, the United Airlines naming rights deal for the United Center and the naming rights to the Blackhawks practice facility, Fifth Third Arena.

Prior to joining the organization, Waight served as Corporate Sales Manager for the San Diego Chargers. In that role, he was in charge of selling corporate sponsorships for the Chargers and Qualcomm Stadium.

A native of Naperville, Ill., Waight is a graduate of the University of Iowa with a double major in marketing and finance. He and his wife, Katharine, have two children, David and Bridget, and reside in LaGrange, Ill.



CHRIS WERNER

VICE PRESIDENT, TICKETING AND CUSTOMER RELATIONS

Chris Werner is in his 12th season with the Blackhawks and his tenth as Vice President of Ticketing and Customer Relations. Werner joined the Blackhawks in the spring of 2008 as Senior Executive Director of Ticketing and Business Development.

In his first season with the organization, Werner worked to expand and develop the ticket sales and service departments. In 2008-09, the Blackhawks drew more than 1 million fans (1,052,261) for the first time in franchise history, set a league record by attracting an average of 21,783 fans to their 40 United Center contests and surpassed the franchise regular-season attendance record of 835,972. As of the start of the 2019-20 campaign, the Blackhawks have entertained 497 consecutive capacity crowds, and the franchise's season ticket base has grown to more than 14,000.

Under Werner's direction, the Ticket Operations and Customer Relations Department has expanded to include staff dedicated to the highest levels of customer service, providing ticketholders with personalized service, developing value-added customer benefits and undertaking all fan analytics activities, including survey and focus group research programs designed to evaluate and enhance the overall fan experience.

In addition to traditional ticket sales, the Ticket Operations and Customer Relations Department supports the distribution of Blackhawks Convention passes, Training Camp Festival tickets and Illinois High School State Hockey Championship game tickets.

Prior to joining the team, Werner spent 23 years in the live event industry, most recently as General Manager of Ticketmaster Chicago. In addition to his work in ticketing, Werner has senior-level experience in venue management and event promotion, working for entities such as Ogden Entertainment Services, the Metropolitan Pier and Exposition Authority and the University of Iowa.

Werner lives in Chicago with his wife, Valerie.

LEADERSHIP

PLAYERS

2018-19

OPPONENTS

TRADITION

RECORDS

PLAYOFFS

HISTORY

MINORS

MEDIA

CHRIS CHELIOS

AMBASSADOR



Chris Chelios was named Blackhawks Team Ambassador on July 23, 2018 and was officially introduced to fans at the Blackhawks Convention later that month.

Inducted into the Hockey Hall of Fame on November 8, 2013, Chelios played nine seasons (1990-99) with the Blackhawks where he scored 92 goals and added 487 assists in 664 games played. He is fourth all-time in goals, assists and points among Blackhawks defenseman. He was awarded the Norris Trophy for best NHL defenseman twice with the Blackhawks—in 1993 and 1996 and was named to seven NHL All-Star Games as a member of

the Blackhawks.

The Chicago native served as Blackhawks captain from 1995-99. He reached the playoffs seven times with the Blackhawks, including a run to the Stanley Cup Final in 1992. He appeared in 65 playoff games and scored 12 goals and added 36 assists with the Blackhawks.

Prior to beginning his 26-year NHL career with Montreal in 1983-84, Chelios attended Mount Carmel High School and played at the University of Wisconsin. The defenseman played in 1,651 regular season NHL games and notched 185 goals, 763 assists and 948 points. His 1,651 career games played are the most by a defenseman in NHL history and sixth-most among all players.

A member of three Stanley Cup Championship teams (Montreal, 1986, Detroit, 2002 and Detroit, 2008, Chelios played in 266 career Stanley Cup Playoffs games with 31 goals and 113 assists. In addition to Chicago, he played with Montreal (1983-1990); Detroit (1999-2009) and Atlanta (2009-10). He represented Team USA in four Olympics (1984, 1998, 2002 and 2006), winning a silver medal in 2002 and served as an assistant coach for the team at the 2018 Winter Olympics.

The Chicago native most recently was a member of the Detroit Red Wings front office for the previous eight seasons. In 2017, Chelios was named one of the "100 Greatest Players in NHL History" by the NHL.

TONY ESPOSITO

AMBASSADOR



Tony Esposito has served as Team Ambassador since March 19, 2008. He was honored at the United Center that night in a pregame ceremony where he joined Bobby Hull and Stan Mikita who were earlier given that title with the team.

Esposito played all but one of his 16 NHL seasons with the Blackhawks, was a three-time Vezina Trophy winner as the top goaltender in the league (1970, 1972, 1974) and was awarded the Calder Memorial Trophy in 1970 for the top rookie in the NHL. He remains the all-time franchise leader in shutouts (74) and career wins (418). He set a team record

with 15 shutouts during the 1969-70 season. His career NHL record of 423-306-151 ranks eighth in league history. Esposito went seven consecutive seasons with 30-plus wins (1969-76).

A native of Sault Ste. Marie, Ontario, he was inducted into the Hockey Hall of Fame in 1988 where he joined his brother, Phil, who played 18 seasons in the NHL. Tony Esposito's No. 35 was retired by the Blackhawks on November 20, 1988 at Chicago Stadium. In 2017, Esposito was named one of the "100 Greatest Players in NHL History" by the NHL.

LEADERSHIP

PLAYERS

2018-19

OPPONENTS

TRADITION

RECORDS

PLAYOFFS

HISTORY

MINORS

MEDIA



BOBBY HULL

AMBASSADOR

Bobby Hull was named Blackhawks Team Ambassador on March 7, 2008 in a ceremony with Stan Mikita at the United Center. Hull and Mikita were the first two to carry this title with the organization. He remains the leading goal scorer in Chicago Blackhawks history with 604 and he holds the team single-season record for goals scored in a season with 58 (1968-69). He is second in team history in all-time games played with 1,036 during his Blackhawks career that lasted from 1957 - 72.

A three-time Art Ross Trophy winner (1960, 1962 and 1966) as the league's leading scorer, Hull led the Blackhawks to the 1961 Stanley Cup. Hull was also a two-time Hart Trophy winner as the league's Most Valuable Player and won the Lady Byng Trophy for sportsmanship in 1965.

Hull led the NHL in goals scored seven times and became the first player in NHL history to score more than 50 goals in a season (1965-66). He reached the 50-goal plateau five times in his career.

A native of Pointe Anne, Ontario, he retired following the 1979-80 season and was inducted into the Hockey Hall of Fame in 1983. His No. 9 was retired on December 18, 1983 at the Chicago Stadium. His brother, Dennis, played for the Blackhawks from 1964 - 77 and his son, Brett, played in the NHL from 1985 - 2006. When his son Brett won the Hart Trophy in 1991, they became the first father-son combination to win the award. In 2017, Bobby Hull was named one of the "100 Greatest Players in NHL History" by the NHL.



STAN MIKITA

AMBASSADOR

Stan Mikita joined former teammate Bobby Hull on the United Center ice on March 7, 2008 as they became the first two to be named Team Ambassador with the Blackhawks. Mikita served in his role until his passing on August 7, 2018.

Mikita played his entire 22-year career with the Blackhawks and led the team to the 1961 Stanley Cup. A four-time Art Ross Trophy winner (1964, 1965, 1967, 1968) as the National Hockey League's leading scorer, Mikita is the Blackhawks all-time franchise leader in points (1,467) and games played (1,394). He is second in franchise history in goals with 541. Mikita also was awarded the Hart Memorial Trophy as the Most Valuable Player in the NHL and Lady Byng Memorial Trophy for sportsmanlike conduct in 1967 and 1968.

His Blackhawks career began in the 1958-59 season and he played through the 1979-80 season. He had his No. 21 sweater retired on October 19, 1980 and was inducted into the Hockey Hall of Fame in 1983. In 2017, Mikita was named one of the "100 Greatest Players in NHL History" by the NHL.

LEADERSHIP

PLAYERS

2018-19

OPPONENTS

TRADITION

RECORDS

PLAYOFFS

HISTORY

MINORS

MEDIA



DENIS SAVARD

AMBASSADOR

Denis Savard was named a Blackhawks Team Ambassador on Nov. 13, 2008. He played 12 of his 17 NHL seasons with Chicago and ranks fourth in team history in goals (377) and second in team history in assists (719).

Selected third overall in the 1980 NHL Draft by Chicago, Savard became the second player in team history to record 100-plus points in a season (119) in 1981-82 and went on to record three 100-point seasons as a Blackhawk. He set the single-season team scoring record by tallying 131 points in 1987-88 and holds the single-season assist record with 87 (1981-82 and

1987-88).

Savard spent three seasons with Montreal—his hometown—where he won a Stanley Cup in 1993 and spent two seasons with the Tampa Bay Lightning. He spent his last three NHL seasons with the Blackhawks and retired in 1997. Savard also served as head coach of the Blackhawks for 147 games from 2006 – 08 where he compiled a record of 65-66-16.

His No. 18 was retired on March 19, 1998 at the United Center and he was inducted to the Hockey Hall of Fame in 2000. In 2017, Savard was named one of the “100 Greatest Players in NHL History” by the NHL.

LEADERSHIP

PLAYERS

2018-19

OPPONENTS

TRADITION

RECORDS


PLAYOFFS

HISTORY

MINORS

MEDIA


SENIOR MANAGEMENT/DIRECTORS



SARA BAILEY
SENIOR DIRECTOR,
CORPORATE SPONSORSHIPS



JIM BARE
EXECUTIVE DIRECTOR,
TICKET OPERATIONS



SCOTTY BOWMAN
SENIOR ADVISOR, HOCKEY OPERATIONS



ANNIE CAMINS
SENIOR EXECUTIVE DIRECTOR,
FAN DEVELOPMENT



MICHAEL DORSCH
SENIOR DIRECTOR, FINANCE



ASHLEY HINTON
SENIOR DIRECTOR,
COMMUNITY RELATIONS



JULIE LOVINS
SENIOR DIRECTOR,
SERVICE AND RETENTION



DAN ROZENBLAT
SENIOR EXECUTIVE DIRECTOR,
TICKET SALES & SERVICE




JOHN STEINMILLER
SENIOR DIRECTOR, MEDIA RELATIONS



RON ANDERSON
DIRECTOR, PLAYER RECRUITMENT



LAURA CLAWSON
MERCHANDISING DIRECTOR



BRIAN DAHM
MARKETING DIRECTOR



STEVE DILEMARDI
DIRECTOR, GROUP SALES



MARK EATON
DIRECTOR, PLAYER DEVELOPMENT



PIERRE GAUTHIER
DIRECTOR, PLAYER PERSONNEL



MATS HALLIN
DIRECTOR, EUROPEAN SCOUTING

LEADERSHIP

PLAYERS

2018-19

OPPONENTS

TRADITION

RECORDS

PLAYOFFS

HISTORY

MINORS

MEDIA

DIRECTORS

LEADERSHIP

PLAYERS

2018-19

OPPONENTS

TRADITION

RECORDS

PLAYOFFS

HISTORY

MINORS

MEDIA



BRIAN HIGGINS
DIRECTOR, TEAM SECURITY



BRIAN HOWE
DIRECTOR, EVENT MARKETING



KYLEEN HOWE
DIRECTOR, HUMAN RESOURCES



T.R. JOHNSON
DIRECTOR, SALES & SERVICE




TOVAH MCCORD
FOUNDATION DIRECTOR



JOHN SANDBERG
CREATIVE DIRECTOR



CHRIS SLEPOKURA
DIRECTOR, PRODUCTION &
ENTERTAINMENT



BARRY SMITH
DIRECTOR, PLAYER EVALUATION



JILLIAN SMITH
DIRECTOR, EXECUTIVE ADMINISTRATION



PATRICIA WALSH
PAYROLL DIRECTOR



GREG ZINSMEISTER
DIRECTOR, CORPORATE SPONSORSHIPS

HOCKEY OPERATIONS/SCOUTING



NIKLAS BLOMGREN
HEAD EUROPEAN AMATEUR SCOUT



DEREK BOOTH
PRO SCOUT



WADE BROOKBANK
PRO SCOUT



ALEX BROOKS
HEAD PRO SCOUT



BRIAN CAMPBELL
PLAYER DEVELOPMENT COACH



HUDSON CHODOS
SCOUTING MANAGER



RICK COMLEY
PLAYER RECRUITMENT



ANDREW CONTIS
HOCKEY ANALYTICS/VIDEO ANALYST



KYLE DAVIDSON
ASSISTANT TO THE GENERAL MANAGER



MARY DEBARTOLO
COORDINATOR, RESEARCH &
DEVELOPMENT/HOCKEY ANALYTICS



MIKE DONEGHEY
HEAD USA SCOUT



GORD DONNELLY
PRO SCOUT



ROB FACCIA
AMATEUR SCOUT



IAN GENTILE
SENIOR MANAGER,
PLAYER DEVELOPMENT



MEGHAN HUNTER
SENIOR EXECUTIVE ASSISTANT TO THE
SENIOR VP/GM AND HOCKEY OPERATIONS



RICHARD KROMM
PRO SCOUT

LEADERSHIP

PLAYERS

2018-19

OPPONENTS

TRADITION

RECORDS

PLAYOFFS

HISTORY

MINORS

MEDIA

HOCKEY OPERATIONS/SCOUTING

LEADERSHIP

PLAYERS

2018-19

OPPONENTS

TRADITION

RECORDS

PLAYOFFS

HISTORY

MINORS

MEDIA



DON LEVER
PRO SCOUT



MIKE MACPHERSON
PRO SCOUT



DARRELL MAY
HEAD WESTERN CANADA SCOUT



JIM MCKELLAR
HEAD EASTERN CANADA SCOUT



MICHAEL MOTTAU
PRO SCOUT



PETER NEVIN
AMATEUR SCOUT



ANDREI NIKOLISHIN
RUSSIA AMATEUR SCOUT



KAREL PAVLIK
EUROPEAN AMATEUR SCOUT



ALLAN POWER
PRO SCOUT



ALEXANDRE ROULEAU
AMATEUR SCOUT



PETER SUNDSTROM
EUROPEAN PRO SCOUT



DANNY TRANCHIDA
TEAM SERVICES ASSISTANT,
HOCKEY OPERATIONS

NOT PICTURED:

DAN ELLIS
GOALTENDING SCOUT

COLIN FRASER
AMATEUR SCOUT

GREG HAWGOOD
PRO SCOUT

STEVE LEACH
PRO SCOUT

MIKKO LUOMA
EUROPEAN AMATEUR SCOUT

ANATOLY SEMENOV
PRO SCOUT

TOM YOUNGHANS
PRO SCOUT

BUSINESS OPERATIONS



TAYLOR ADAMS
ACCOUNT EXECUTIVE, SALES & SERVICE



CHASE AGNELLO-DEAN
PHOTOGRAPHY MANAGER



CARTER BAUM
DIGITAL CONTENT MANAGER



PRESTON BLACK
CRM MANAGER



JACK BRENNAN
TICKET OPERATIONS MANAGER



MATT BROOKS
MANAGER, GROUP SALES



ADAM BURISH
BLACKHAWKS TV HOST/ANALYST



AJ BURNS
ACCOUNT EXECUTIVE, TICKET SALES



WILL CHUKERMAN
MEDIA RELATIONS COORDINATOR



DAN CLUCHEY
CLIENT SERVICE SPECIALIST



MOLLY CONNELLY
MANAGER, BUSINESS ADMINISTRATION



JACK DEICHL
CORPORATE SPONSORSHIPS
COORDINATOR



JOE DOYLE
MASCOT COORDINATOR



KELLIE FREDETTE
ASSISTANT GRAPHIC DESIGNER



RYAN GALLANTE
SENIOR MANAGER, CORPORATE
SPONSORSHIPS



REBECCA GOLDSTEIN
SENIOR CUSTOMER SERVICE EXECUTIVE

LEADERSHIP

PLAYERS

2018-19

OPPONENTS

TRADITION

RECORDS

PLAYOFFS

HISTORY

MINORS

MEDIA

BUSINESS OPERATIONS

LEADERSHIP

PLAYERS

2018-19

OPPONENTS

TRADITION

RECORDS

PLAYOFFS

HISTORY

MINORS

MEDIA



SEAN GRADY
SENIOR CREATIVE MANAGER



JOSH HELTON
SENIOR ACCOUNT EXECUTIVE,
TICKET SALES



LEAH HENDRICKSON
SENIOR MANAGER, SOCIAL MEDIA



CARLY HOFFMAN
CUSTOMER SERVICE EXECUTIVE



MIKE HORAN
MEDIA RELATIONS MANAGER



MIKE HORN
SENIOR MANAGER, GAME PRESENTATION




AMBER HUGHES
MARKETING COORDINATOR




LAURA JORDAN
FAN DEVELOPMENT COORDINATOR




JOELLE KEARNS
GAME PRESENTATION COORDINATOR



EDDIE KERRIGAN
CUSTOMER SERVICE EXECUTIVE



LYNDSIE KLOTT
CLIENT SERVICE SPECIALIST



MICHAEL KOJSZA
FINANCE ADMINISTRATOR



KEVIN KOWYNIA
SENIOR ACCOUNT EXECUTIVE,
TICKET SALES



CHRIS KUC
SENIOR WRITER



HEATHER LARSON
CUSTOMER SERVICE EXECUTIVE



ERIC LEAR
REPORTER/VIDEO MANAGER

BUSINESS OPERATIONS



KEVIN LECLAIR
SENIOR CUSTOMER SERVICE EXECUTIVE



ANDREW LEFEVOUR
ACCOUNTING MANAGER



CHRIS LEVINE
BUSINESS ANALYTICS MANAGER



KATHLEEN MASSOLIO
SENIOR ACCOUNT EXECUTIVE,
GROUP SALES



JAMAL MAYERS
COMMUNITY LIAISON



LEANNE MAYVILLE
BENEFITS MANAGER



LAUREN MILLER
RECEPTIONIST



FRED MITCHELL
COMMUNITY CORRESPONDENT



SPENCER MONTGOMERY
FAN DEVELOPMENT MANAGER



ROB NUGENT
CORPORATE SPONSORSHIPS MANAGER



SARA OLSON
MANAGER, COMMUNITY RELATIONS



LOGAN OPPEGARD
ACCOUNT EXECUTIVE, TICKET SALES



LEAH PASCARELLA
DIGITAL CONTENT COORDINATOR



SAM PHELPS
ACCOUNT EXECUTIVE,
CORPORATE SPONSORSHIPS



MEGHAN POLLOCK
MANAGER, COMMUNITY RELATIONS



KATHIE RAIMONDI
SENIOR CUSTOMER SERVICE EXECUTIVE

LEADERSHIP

PLAYERS

2018-19

OPPONENTS

TRADITION

RECORDS

PLAYOFFS

HISTORY

MINORS

MEDIA

BUSINESS OPERATIONS

LEADERSHIP

PLAYERS

2018-19

OPPONENTS

TRADITION

RECORDS

PLAYOFFS

HISTORY

MINORS

MEDIA



SAMANTHA RATTY
FAN DEVELOPMENT COORDINATOR



ANDY ROAN
MANAGER, TICKET SALES



KAYLA ROAN
CLIENT SERVICES MANAGER




REBECCA ROY
CUSTOMER SERVICE EXECUTIVE



SHILPA RUPANI
MANAGER, SERVICE & PROGRAM
DEVELOPMENT



NICK SANTELLI
ACCOUNT EXECUTIVE, TICKET SALES



TOM SARGENT
MASCOT ASSISTANT



KELLY SMITH
SENIOR MANAGER, CLIENT SERVICES



CONNOR SPURLIN
ACCOUNT EXECUTIVE, TICKETS SALES



RACHEL STELLFOX
EVENT COORDINATOR,
COMMUNITY RELATIONS



LYNDESE STROOPE
PUBLIC RELATIONS MANAGER



BRIAN SZUBRYCH
CLIENT SERVICE SPECIALIST &
EVENT MANAGER

BUSINESS OPERATIONS




PAUL UNRUH
EVENT MARKETING MANAGER



KELCY VALLAS
FOUNDATION PROJECT CONSULTANT



SHANNON VAN NESS
TICKET OPERATIONS COORDINATOR



BOB VERDI
TEAM HISTORIAN



CHARLIE WERT
ACCOUNT EXECUTIVE, TICKET SALES



TAYLOR WILDER
DIGITAL CONTENT SPECIALIST



MISSY WILSON
SENIOR GRAPHIC DESIGNER

LEADERSHIP

PLAYERS

2018-19

OPPONENTS

TRADITION

RECORDS

PLAYOFFS

HISTORY

MINORS

MEDIA

FIFTH THIRD ARENA STAFF

LEADERSHIP

PLAYERS

2018-19

OPPONENTS

TRADITION

RECORDS

PLAYOFFS

HISTORY

MINORS

MEDIA



MEGAN BURCIAGA
FACILITY SUPERVISOR,
EVENT COORDINATOR



JOE CAPRIO
FACILITY SUPERVISOR,
YOUTH HOCKEY



STEVEN FRUIK
LEAD ICE TECHNICIAN



PAUL GOEDJEN
FACILITY SUPERVISOR,
ADULT LEAGUE




LADONNA GRANDBERRY
GUEST SERVICES SUPERVISOR



ANDREA HAHN
GENERAL MANAGER



DANIEL KROLL
FACILITY MANAGER



JEFF LATIKER
SECURITY SUPERVISOR




MICHAEL LUSHNIAK
BUSINESS MANAGER



JOHN SKOKNA
FACILITY SUPERVISOR,
CUSTOMER SERVICE SPECIALIST



GREGORY TAM
ASSISTANT GENERAL MANAGER



CALEB WEESNER
OPERATIONS AND RAPID
SHOT SUPERVISOR

NOT PICTURED:

BRIAN KEANE
ELITE HOCKEY PLAYER
DEVELOPMENT SUPERVISOR



JEREMY COLLITON

HEAD COACH

Jeremy Colliton is in his second season as Head Coach of the Chicago Blackhawks. He was named the 38th coach in franchise history on Nov. 6, 2018. At 34, he also became the youngest head coach currently in the NHL.

Colliton previously served as Head Coach of the Rockford IceHogs of the American Hockey League and led them to a record of 40-28-4-4 in 2017-18. Rockford made it to their first-ever 2018 AHL Western Conference Finals after sweeping Chicago in the Division Semifinals and sweeping Manitoba in the Division Finals, before losing to Texas, 4-2. Colliton was named IceHogs head coach on May 18, 2017-his first coaching job in North America.

Prior to joining the Blackhawks organization, Colliton spent four seasons as the head coach of Mora IK in Sweden (HockeyAllsvenskan). A native of Blackie, Alberta, Colliton guided his team to a league-best 35-13-4 record and 105 points during the 2016-17 season. Following the regular season, he led Mora IK to promotion to the Swedish Hockey League for the 2017-18 season after defeating Leksands IF in six games of the best-of-seven series. Colliton joined the coaching ranks with Mora IK in an interim head coaching role during the 2013-14 season before taking over full-time the following season. In four seasons with Colliton behind the bench, Mora IK posted a 98-57-18 record.

Prior to becoming a coach, Colliton had an eight-year professional career primarily in the NHL and AHL. He appeared in 57 NHL games across five seasons (2005-09, 2010-11) with the New York Islanders, notching three goals and three assists. He was originally drafted by the Islanders in the second round (58th overall) of the 2003 NHL Draft.

He spent parts of six seasons (2005-09, 2010-12) in the AHL with the Bridgeport Sound Tigers, recording 203 points (77G, 126A) in 326 career games. Additionally, he had stints with Rogle Angelholm (2009-10) in the Swedish Elite League and Mora IK (2013-14). He also had experience on the international stage, earning gold and silver medals while representing Canada at the 2005 and 2004 IIHF World U20 Junior Championships, respectively.

Colliton and his wife, Jen, have two sons, Ben and Jack, and a daughter, Olivia.

NHL HEAD COACHING RECORD

SEASON	CLUB	LEAGUE	REGULAR SEASON					PLAYOFFS					SEASON NOTES
			GC	W	L	T/OT	PCT	GC	W	L	T/OT	PCT	
2018-19	CHICAGO	NHL	67	30	28	9	.515	-	-	-	-	-	Did not qualify
NHL TOTALS			67	30	28	9	.515	-	-	-	-	-	

LEADERSHIP

PLAYERS

2018-19

OPPONENTS

TRADITION

RECORDS

PLAYOFFS

HISTORY

MINORS

MEDIA



SHELDON BROOKBANK

ASSISTANT COACH

The Chicago Blackhawks named Sheldon Brookbank an Assistant Coach on Jan. 4, 2019. Prior to joining Chicago, Brookbank was in his second season as Assistant Coach for the IceHogs.

As a member of Jeremy Colliton's staff in Rockford in 2017-18, Brookbank helped the IceHogs to a 40-28-4-4 record and their first-ever 2018 AHL Western Conference Finals after sweeping Chicago in the Division Semifinals and sweeping Manitoba in the Division Finals before losing to Texas, 4-2. The 2017-18 season marked his first coaching professional hockey.

Prior to his coaching career, Brookbank helped the Blackhawks to the 2013 Stanley Cup and appeared in 74 games across two seasons (2012-14) with Chicago, notching eight points (3G, 5A). He spent parts of eight seasons in the National Hockey League, compiling 44 points (7G, 37A) and 473 penalty minutes in 351 career games with the Nashville Predators (2006-07), New Jersey Devils (2007-09), Anaheim Ducks (2009-12) and Blackhawks. The Lanigan, Saskatchewan, native finished his professional career in 2016-17 with the AHL's Cleveland Monsters, where he registered one assist.

Brookbank compiled 126 points and 972 penalty minutes during 367 career AHL contests spanning parts of eight seasons with the Grand Rapids Griffins (2001-03), Cincinnati Mighty Ducks (2003-05), Milwaukee Admirals (2005-07), Lowell Devils (2007-08) and Cleveland. He won the Eddie Shore Award as the AHL's best defenseman during the 2006-07 season with Milwaukee. He also spent one season in the Kontinental Hockey League with Ak Bars Kazan in 2014-15 and the following season with Lukko Rauma in Finland's Liiga.



TOMAS MITELL

ASSISTANT COACH

Tomas Mitell enters his first season as an Assistant Coach for the Blackhawks after being named to the coaching staff on May 23, 2019.

Mitell, 38, served as head coach of AIK Hockey (Allsvenskan) from 2017-19 where he guided the club to a 64-27-13 overall record during his tenure. Mitell led AIK to a league-best 35-8-9 record during the 2018-19 season. The team's 109 points and 35 wins were each franchise records.

Prior to AIK, Mitell was an Assistant Coach under Blackhawks head coach Jeremy Colliton with Hockey Mora IK (Allsvenskan) during the 2016-17 season. He helped the club to a league-best 35-13-4 record, 105 points and a promotion to the Swedish Hockey League for the 2017-18 season after defeating Leksands IF in six games (4-2) of the best-of-seven series. He also served as an assistant coach with Hockey Västerås IK (Allsvenskan) from 2014-16.

As a player, Mitell skated for Mariestad BoIS (1997-2008), Enköpings SK (2009-10), Örebro HK (2008-09; 2012-13), Surahammars (2010-11) and Västerås IK (2010-12; 2013-14) of Division 1, Division 2 and Allsvenskan leagues. In 130 games in the Allsvenskan league, he tallied 79 points (19G, 60A).

Mitell is a native of Sweden.



MARC CRAWFORD

ASSISTANT COACH

Marc Crawford enters his first season as Assistant Coach for the Blackhawks, joining the staff on June 4, 2019. Crawford has 18 seasons of NHL coaching experience including 1,169 games as a head coach in the NHL. He won a Stanley Cup as head coach of the Colorado Avalanche during the 1995-96 season and has an all-time NHL coaching record of 556-431-182. As a head coach in the NHL, his all-time playoff record is 43-40.

Prior to joining the Blackhawks, he served as interim head coach with the Ottawa Senators where he compiled a record of 7-10-1 at the end of the 2018-19 season. Before being named interim head coach of the Senators, Crawford served as associate head coach for three seasons in Ottawa. In addition to Ottawa (2018-19) and Quebec/Colorado (1994-1998), Crawford also had head coaching stints with Vancouver (1998-2006), Los Angeles (2006-2008) and Dallas (2009-2011). A native of Belleville, Ontario, Crawford began his NHL coaching career with Quebec in 1994 and in his first season became the youngest coach to win the Jack Adams Trophy for coach of the year. Crawford's 556 career NHL wins place him 21st all-time in league history entering the 2019-20 NHL season.

As a player, Crawford spent his entire six-year NHL career with the Vancouver Canucks, tallying 50 points (19G, 31A) in 176 career games as a forward from 1981-87. In addition to his NHL coaching career, Crawford served as head coach for Team Canada at the 1998 Olympic Winter Games in Nagano. He also spent four seasons coaching the ZSC Lions of the Swiss National League where he won three league titles. Marc's son, Dylan Crawford, serves as assistant video coach on Colliton's staff.



JIMMY WAITE

GOALTENDING COACH

Jimmy Waite is in his sixth season as Goaltending Coach for the Blackhawks. He guided the Blackhawks to the 2015 Jennings Trophy with a league-low 189 goals allowed during the regular season (tied with Montreal), and won his first Stanley Cup on June 15, 2015. The Sherbrooke, Quebec, native previously spent three seasons as the Goaltending Coach for the Chicoutimi Saguenéens (2011-14) of the Quebec Major Junior Hockey League.

Prior to his coaching career, Waite enjoyed a 22-year professional playing career from 1988-2010. Originally selected by the Blackhawks in the first round (eighth overall) of the 1987 National Hockey League Draft, he appeared in 58 games with Chicago over parts of eight seasons (1988-97). Waite appeared in 106 career NHL games with the Blackhawks, San Jose Sharks and Arizona (Phoenix) Coyotes from 1988-99. He spent the last nine seasons of his playing career in the Deutsche Eishockey Liga (DEL) in Germany. Before his professional career, Waite played junior hockey with Chicoutimi in the QMJHL and helped lead Canada to a gold medal at the 1988 World Junior Championship. Waite has a wife, Nancy, and two sons, Brandon and Matthew.

LEADERSHIP

PLAYERS

2018-19

OPPONENTS

TRADITION

RECORDS

PLAYOFFS

HISTORY

MINORS

MEDIA



PAUL GOODMAN

STRENGTH AND CONDITIONING COACH

Paul Goodman is in his 12th season with the Blackhawks as Head Strength and Conditioning Coach. Goodman joined the Blackhawks after spending six years as Director and Head Strength and Conditioning Coach at the University of Vermont. In 2006, the National Strength and Conditioning Association (NSCA) named Goodman the State/Provincial Director of the Year, and he also was a finalist for the NSCA's College Strength and Conditioning Professional of the Year award. In addition to UVM, Goodman also spent time with USA Women's Hockey and the New York Rangers.

Goodman is a 1996 graduate of the University of Wisconsin, and he received his first master's degree in Education in 2002 while serving as a member of the Badgers' strength and conditioning staff. He later completed a second master's degree in Applied Exercise Science from Concordia University—Chicago, and is currently in pursuit of his PhD from Auckland University of Technology in New Zealand, where his research is focused on the return to performance / play protocols in post-concussive athletes. Goodman also co-authored the recently released book *Hockey Anatomy* with team physician Michael Terry through Human Kinetics.

As the Head Strength and Conditioning Coach, Goodman is responsible for the development of all players within the organization by preparing on- and off-ice training regimens during the season and in the offseason. Through the creation of *BlackhawkStrength.com*, Goodman is able to track individual player performance and progress throughout all club affiliates, as well as prospects and draft picks from all over the world. He also works in conjunction with the sports medicine staff by assisting in the rehabilitation process for injured athletes. Paul and his wife, Susan, and son, Grant, currently reside in the western suburbs.



MATT MEACHAM

VIDEO COACH

Matt Meacham is in his seventh season as the Blackhawks Video Coach. He is responsible for all video analysis and breakdowns of pre-scouting and game film, focusing on systems and team tendencies.

Meacham previously spent six seasons with the Binghamton Senators of the American Hockey League and was a member of the 2011 Calder Cup championship team. His main duties included pre-scouting upcoming opponents, analyzing game tape and producing gameday preparation videos. He also handled processing the Senators' day-to-day transactions with the league office.

The Massena, N.Y., native graduated from SUNY Cortland in 2008 with a bachelor's degree in sport management and played two professional seasons with the United Hockey League's Elmira Jackals and the Southern Professional Hockey League's Jacksonville Barracudas. Meacham and his wife, Lindsay, and son, Landon, reside in the western suburbs.



DYLAN CRAWFORD

ASSISTANT VIDEO COACH

Dylan Crawford is in his second season as the Blackhawks Assistant Video Coach where he assists Matt Meacham and the coaching staff in all aspects of video analysis. He spent two years working for the Ottawa Senators American Hockey League affiliate in Belleville (2017-18) and Binghamton (2016-17) as video coach. Prior to joining the Senators organization, he served as an editor for the National Hockey League in their video department in Toronto from 2012-16.

A native of Vancouver, British Columbia, Crawford played Junior Hockey with Ridge Meadows of the Pacific Junior Hockey League (2008-09) and Burnaby Express of the British Columbia Hockey League (2007-08) prior to graduating from British Columbia Institute of Technology with a degree in broadcast journalism.

DEVELOPMENT COACHES



PETER AUBRY

DEVELOPMENTAL GOALTENDING COACH




PATRICK BECKER

ASSISTANT STRENGTH & CONDITIONING
COACH/PHYSICAL THERAPIST



CHRISTIAN BURRUS

DEVELOPMENTAL STRENGTH
AND CONDITIONING COACH



KEVIN DELANEY

SKATING AND SKILLS DEVELOPMENT



CHRIS KUNITZ

PLAYER DEVELOPMENT ADVISOR



YANIC PERREAULT

DEVELOPMENT COACH



DEREK PLANTE

DEVELOPMENT COACH

NOT PICTURED:

MIKAEL SAMUELSSON

EUROPEAN DEVELOPMENT COACH

LEADERSHIP

PLAYERS

2018-19

OPPONENTS

TRADITION

RECORDS

PLAYOFFS

HISTORY

MINORS

MEDIA



MIKE GAPSKI

HEAD ATHLETIC TRAINER

Mike Gapski is in his 33rd year with the Chicago Blackhawks. A Chicago native, Gapski fulfilled a lifelong dream of working for his hometown NHL team when he earned the Blackhawks Head Athletic Trainer position in 1987. On Nov. 23, 2013, Gapski worked his 2,000th NHL game. This season, Gapski is set to celebrate his 2,500th NHL game.

A graduate of Chicago's St. Rita High School, Gapski attended Daley Junior College before receiving an undergraduate degree in physical education with honors from the University of Illinois-Chicago in 1982. He stayed at UIC for five years, serving as assistant athletic trainer for three years and head trainer for the final two years. While at UIC he provided athletic healthcare coverage for all of the Flames sports teams, and in 2011 UIC awarded him a Lifetime Achievement Award. Gapski was honored to serve as athletic trainer for the 1991, 2003 and 2018 NHL All-Star Games and for Team Canada at the 1991 Canada Cup. Gapski, who was inducted into the St. Rita High School Hall of Fame in April 2015, is a certified member of the National Athletic Trainers' Association. Gapski also received the Jack E. Fitzsimmons Chief Blackhawk award from the Chicago Blackhawk Alumni Association in 2018.

His hobbies include cooking, boating and gardening. Gapski and his wife, Lynne, have four children: Michael, Steven, Gillian and Ryan.



TROY PARCHMAN

HEAD EQUIPMENT MANAGER

Troy Parchman is in his 25th year with the Chicago Blackhawks after joining the organization in 1994. A native of Moose Jaw, Saskatchewan, Parchman has more than 33 years of equipment management experience. He served as Equipment Manager for the University of Saskatchewan football and hockey teams from 1982-88 while earning undergraduate degrees in physical education and sociology.

From 1988-94, Parchman served as Equipment Manager for the Canadian national hockey team, where he worked consecutive World Championships from 1991-94.

Parchman was selected to provide equipment management services for the Canadian hockey squad at the 1992 and 1994 Winter Olympics, as well as the 2003 NHL All-Star Game and 2004 World Championship. He most recently served on the equipment staff for Team North America at the 2016 World Cup of Hockey.

He and his wife, Whitney, have a son, Evan, and reside in the suburbs.



MICHAEL A. TERRY, M.D.

HEAD TEAM PHYSICIAN, ORTHOPAEDICS

Dr. Michael Terry is in his 15th season as the Head Team Physician for the Blackhawks. He became the first head team physician in the NHL to travel with the team for all games during preseason and the regular season and has done so since the 2009-10 season. Dr. Terry and his staff are responsible for all team injuries and return-to-play decisions. He also coordinates other health care for team and organization when needed.

Dr. Terry also serves as team physician for Northwestern University's varsity athletes and was recently named The Snorf Family Professor of Orthopedic Surgery at Northwestern Memorial Hospital, where he specializes in Sports Medicine. He teaches residents and students at Northwestern, performs research there and serves as Program Director for the sports medicine fellowship.

Dr. Terry grew up in the Northwest suburbs and attended Wheeling High School before graduating with a degree in Mechanical Engineering from The University of Illinois; he then graduated from The University of Chicago's Pritzker School of Medicine prior to completing his residency in Orthopedic Surgery at Cornell University's Hospital for Special Surgery. Dr. Terry then completed his fellowship in sports medicine and shoulder surgery at The Steadman-Hawkins clinic in Vail, Colo., before returning to Chicago to begin his career. His practice focus is orthopedic problems treated via arthroscopy as well as complex knee and shoulder surgery.

When not at the hospital or with the team, Dr. Terry enjoys golf and spending time with his wife, Lynne, and their children. He enjoys being on the sidelines of soccer, basketball and football games of his children: William, Allison and Thomas.



JEFF THOMAS

ASSISTANT ATHLETIC TRAINER

Jeff Thomas is in his 17th season with the Chicago Blackhawks as Assistant Athletic Trainer after joining the organization in 2003. He previously served as Intern-Assistant Athletic Trainer with the National Basketball Association's Atlanta Hawks during the 2002-03 season.

A native of the Pacific Northwest, Thomas began his career as a summer athletic training intern with the National Football League's San Francisco 49ers and Seattle Seahawks. In the 1999-2000 season, Thomas also served as seasonal athletic training intern for the Chicago Bears. Thomas holds degrees from Oregon State University and Syracuse University.



JIM HEINTZELMAN

ASSISTANT EQUIPMENT MANAGER

Jim Heintzelman is in his sixth season as Assistant Equipment Manager and his 11th season overall with the Blackhawks.

Before joining the Blackhawks, Heintzelman spent two seasons as the head equipment manager with the team's American Hockey League affiliate in Rockford. He arrived in Rockford after spending 10 seasons with the AHL's Grand Rapids Griffins.



PAWEŁ PRYLINSKI

MASSAGE THERAPIST

Paweł Prylinski is in his 28th season with the Blackhawks. A native of Kalisz, Poland, he earned his Master's Degree at the Academy of Physical Education in Poznań, Poland, majoring in education while minoring in coaching and therapeutic massage. Prylinski then moved to Chicago and earned his professional certification at the Chicago School of Massage Therapy.

Prylinski joined the Blackhawks in 1991 and became full-time in 1992, as only the fourth such therapist on an NHL club. Prior to joining the Blackhawks, he was a massage therapist at a Chicago health club and also had a successful private practice. Prylinski and his two children,

Gabriela and Ryan, reside in the western suburbs.

LEADERSHIP

PLAYERS

2018-19

OPPONENTS

TRADITION

RECORDS

PLAYOFFS

HISTORY

MINORS

MEDIA

EQUIPMENT/MEDICAL STAFF

LEADERSHIP

PLAYERS

2018-19

OPPONENTS

TRADITION


RECORDS

PLAYOFFS

HISTORY

MINORS

MEDIA



D.J. KOGUT
EQUIPMENT ASSISTANT



JEFF UYENO
EQUIPMENT ASSISTANT



BRADLEY MERK, M.D.
TEAM PHYSICIAN, ORTHOPAEDICS



ANGELO COSTAS, M.D.
TEAM PHYSICIAN, INTERNAL MEDICINE



LOU ILIOTIS, M.D.
TEAM PHYSICIAN, INTERNAL MEDICINE



GEORGE CHIAMPAS, D.O.
TEAM PHYSICIAN, EMERGENCY MEDICINE



RUSS BAER, D.D.S.
TEAM DENTIST



MARTIN MARCUS, D.D.S.
TEAM DENTIST



MICHAEL MARCUS, D.D.S.
TEAM DENTIST



JAMES F. GARY, L.C.P.C.
MENTAL SKILLS COACH




DAVID MARKS, M.S., L.C.P.C.
MENTAL SKILLS COACH



JULIE BURNS, M.S., R.D., C.C.N.
NUTRITIONIST



BRIAN ALLEN, D.C.
CHIROPRACTOR



STUART YOSS, D.C.
CHIROPRACTOR



DEREK KING

HEAD COACH

Derek King is in his second season as Head Coach of the American Hockey League's Rockford IceHogs. King previously worked as Assistant and Associate Coach with the AHL's Toronto Marlies from 2009-15. With the Marlies, he helped the team win one Western Conference Championship (2012) and three North Division Championships (2012, 2013, 2014).

The Hamilton, Ontario, native had a 14-year National Hockey League career that began with the New York Islanders during the 1986-87 season. After 11 seasons with the Islanders, King played with the Hartford Whalers and Toronto Maple Leafs. His last stop in the NHL came in the 1999-2000 season, when he played for the St. Louis Blues. King totaled 261 goals and 351 assists in 830 career NHL games. In 47 career Stanley Cup Playoffs games, he recorded 21 points (4G, 17A). He was originally selected 13th overall in the 1985 NHL Draft by the New York Islanders.



ANDERS SÖRENSEN

ASSISTANT COACH

Anders Sorensen is in his second season as an Assistant Coach in Rockford. He previously worked as Development Coach for the Blackhawks.

Prior to working with the Blackhawks, the Södertälje, Sweden, native spent the 2014-15 season as Head Coach of the Chicago Mission U16 club and the 2010-11 season as Head Coach of the Chicago Mission U18 team. Sorensen was previously an Assistant Coach with the Swedish Hockey League's Södertälje from 2011-13 before serving as interim Head Coach in October 2013.

LEADERSHIP

PLAYERS

2018-19

OPPONENTS

TRADITION

RECORDS

PLAYOFFS

HISTORY

MINORS

MEDIA

ROCKFORD COACHING/SUPPORT STAFF

LEADERSHIP

PLAYERS

2018-19

OPPONENTS

TRADITION

RECORDS

PLAYOFFS

HISTORY

MINORS

MEDIA




ADAM GILL
VIDEO COACH



MIKE HARLING
MASSAGE THERAPIST



RUSS HOLDEN
HEAD EQUIPMENT MANAGER



D.J. JONES, M.S., A.T.C.
HEAD ATHLETIC TRAINER



KRISTIAN SKARPHAGEN
ROCKFORD ICEHOGS/EUROPEAN
STRENGTH AND CONDITIONING COACH

NOT PICTURED:

NICK ANDERSON
ASSISTANT GENERAL MANAGER,
ROCKFORD ICEHOGS

RYAN MARTIN
ASSISTANT EQUIPMENT MANAGER

MIKAEL SAMUELSSON
EUROPEAN DEVELOPMENT COACH



PLAYERS

DRAKE CAGGIULA

DRAKE CAGGIULA

FORWARD • 91

SHOOTS: **LEFT**

HEIGHT: **5'10"** WEIGHT: **176**

BIRTHDATE: **JUNE 20, 1994**

BIRTHPLACE: **PICKERING, ONTARIO**



DRAFT POSITION

Undrafted.

CAREER TRANSACTIONS

Signed as a free with EDM on May 7, 2016 ... Traded by EDM with Jason Garrison in exchange for Brandon Manning and Robin Norell on Dec. 30, 2018.

CAREER HIGHLIGHTS

Set career highs in goals (13), points (20) and games played (67) with EDM during the 2017-18 season ... Appeared in his 100th career National Hockey League game on Feb. 7, 2018 at LAK ... Led Oilers rookies with seven goals and 18 points during the 2016-17 campaign ... Recorded his first career Stanley Cup Playoff goal on May 3, 2017 vs. ANA ... Picked up his first NHL goal on Dec. 3, 2016 vs. ANA ... Notched an assist in his NHL debut on Nov. 19, 2016 at DAL.

CAREER

2018-19: Split the season between Chicago and the Edmonton Oilers after being acquired by the Blackhawks on Dec. 30 ... Posted seven goals and four assists in 29 games with EDM ... Notched 12 points (5G, 7A) in 26 games with the Blackhawks ... Matched a single-game high with two goals on Oct. 27 at NSH and Nov. 1 vs. Chicago ... Logged a goal and six hits on Nov. 20 at SJS ... Registered a season-best three points (1G, 2A) on Feb. 1 at BUF ... Ended the season on a four-game point streak (1G, 4A) from April 1-6. **2017-18:** Set career highs with 13 goals, 20 points and 67 games played ... Ranked fifth on the team and second among forwards with 147 hits ... Had a season-high five hits on Nov. 1 vs. PIT ... Recorded his first multi-point game (1G, 1A) of the season Nov. 3 vs. NJD ... Recorded a season-high two markers on Nov. 18 at DAL ... Netted the game-winning goal on Dec. 21 vs. STL ... Appeared in his 100th career National Hockey Game on Feb. 7 at LAK. **2016-17:** Paced Oilers rookies in goals (7) and points (18) ... Had three two-point games during his rookie season ... Logged the fourth most hits (97) among EDM forwards ... Notched his first career point (1A) in his NHL debut on Nov. 19 at DAL ... Scored a goal and registered a season-high seven shots on goal on Dec. 31 vs. VAN ... Netted three markers in 13 Stanley Cup Playoff Games ... Made his Stanley Cup Playoff debut in the Western Conference First Round vs. SJS on April 12 ... Played in a postseason-high 26:16 of total ice time in EDM's Game five victory over SJS in the WCFR ... Notched his first career playoff tally in Game 4 of the Western Conference Semifinals on June 3 vs. ANA ... Scored a goal and logged 26:03 of TOI in Game 5 vs. ANA ... Registered his third postseason marker in Game 7 at ANA. **2015-16:** Named an Assistant Captain for UND ... Earned second-team All-America West honors from the American Hockey Coaches Association (AHCA) ... Named to U.S. College Hockey Online's All-USCHO First Team ... Named to All-NCHC First Team ... Finalist for NCHC Player of the Year and NCHC Forward of the Year ... Received UND's Glenn "Red" Jarrett Male Athlete of the Year Award (all sports) and the Jeff Anderson Scholarship Award as the team's Most Valuable Player ... Established career highs in every offensive category and led the nation with a school-record (since 2001-02) plus-46 rating ... Tied for eighth in the national scoring race with a career-high 51 points ... Tied for fifth nationally in goals (25) and tied for seventh goals per game (0.64) ... Earned all-tournament honors at both the NCAA Midwest Region Championship (2 goals) and the NCAA Frozen Four (4 goals, 1 assist) ... Named NCAA Frozen Four Most Outstanding Player after amassing four goals and one assist in two games. **2014-15:** Named to All-NCHC Second Team ... Established career highs in every offensive category, including a team-leading 36 points ... Tied for the national lead in short-handed goals (3) and was tied for ninth in game-winning goals (5) ... Led UND in scoring during conference play with 22



CAREER HIGHS

SOG	7	VAN	12/31/16
GOALS	2		4 TIMES
ASSISTS	2		4 TIMES
POINTS	3	@ BUF	2/1/19
PIM	7	@ CGY	3/31/18

CAGGIULA VS. NHL

	GP	G	A	PTS	PIM
ANA	10	1	0	1	2
ARI	9	0	0	0	6
BOS	6	0	1	1	4
BUF	4	1	4	5	2
CAR	2	1	0	1	2
CBJ	4	1	0	1	2
CGY	9	0	3	3	11
CHI	6	2	1	3	2
COL	7	3	2	5	4
DAL	8	3	3	6	2
DET	6	2	0	2	0
EDM	1	1	0	1	0
FLA	5	1	0	1	0
LAK	11	0	2	2	2
MIN	8	0	0	0	4
MTL	3	1	0	1	2
NJD	5	2	1	3	5
NSH	8	3	0	3	2
NYI	4	0	1	1	2
NYR	2	0	1	1	0
OTT	3	2	0	2	0
PHI	4	0	0	0	4
PIT	3	0	0	0	0
SJS	10	4	3	7	8
STL	6	1	2	3	0
TBL	6	0	0	0	0
TOR	3	0	0	0	0
VAN	10	2	0	2	6
VGK	7	1	4	5	2
WPG	7	0	1	1	7
WSH	5	0	0	0	0
TOTALS	182	32	29	61	81

CAREER (CONT.)

points in 24 NCHC games ... Earned NCAA West Region All-Tournament Team honors after leading all players with three points (2g, 1a) in two games. 2013-14: Ranked third on the team in goals (11) and tied for fourth in points (24), establishing career highs in both ... Also established career highs in assists (13). 2012-13: Appeared in 39 games and led the team in shooting percentage (16.3 percent) ... Ranked second among the team's freshmen in points (16), goals (eight) and assists (eight) ... Made his collegiate debut in the season opener against Alaska Anchorage at the Brice Alaska Goal Rush in Fairbanks.

CAREER STATISTICS			REGULAR SEASON							PLAYOFFS					
SEASON	TEAM	LEAGUE	GP	G	A	PTS	+/-	PIM	GP	G	A	PTS	+/-	PIM	
2010-11	Stouffville	OJHL	48	22	23	45	-	35	8	2	6	8	-	4	
2011-12	Des Moines	USHL	4	1	1	2	3	8	-	-	-	-	-	-	
2011-12	Stouffville	OJHL	25	10	24	34	-	36	23	17	20	37	-	38	
2012-13	North Dakota	WCHA	39	8	8	16	10	31	-	-	-	-	-	-	
2013-14	North Dakota	NCHC	42	11	13	24	0	52	-	-	-	-	-	-	
2014-15	North Dakota	NCHC	42	18	18	36	11	30	-	-	-	-	-	-	
2015-16	North Dakota	NCHC	39	25	26	51	46	60	-	-	-	-	-	-	
2016-17	EDMONTON	NHL	60	7	11	18	3	16	13	3	0	3	0	25	
2017-18	EDMONTON	NHL	67	13	7	20	-13	37	-	-	-	-	-	-	
2018-19	EDMONTON	NHL	29	7	4	11	-8	16	-	-	-	-	-	-	
2018-19	CHICAGO	NHL	26	5	7	12	3	12	-	-	-	-	-	-	
NHL TOTALS			182	32	29	61	-15	81	13	3	0	3	0	25	

LEADERSHIP
PLAYERS
2018-19
OPPONENTS
TRADITION
RECORDS
PLAYOFFS
HISTORY
MINORS
MEDIA

RYAN CARPENTER

RYAN CARPENTER

CENTER • 22

SHOOTS: **RIGHT**

HEIGHT: **6'0"** WEIGHT: **200**

BIRTHDATE: **JANUARY 18, 1991**

BIRTHPLACE: **OVIDO, FLA.**



DRAFT POSITION

Undrafted.

CAREER TRANSACTIONS

Signed as a free agent by Chicago on July 1, 2019 ... Claimed off waivers by the Vegas Golden Knights on Dec. 13, 2017 ... Signed by the San Jose Sharks as a free agent on March 26, 2014.

CAREER HIGHLIGHTS

Has recorded 37 points (16G, 21A) in 132 NHL games with San Jose and Vegas ... Became the second player from state of Florida to score at least nine goals in a season.

CAREER

2018-19: Skated in a career-high 68 games, notching career highs in points (18) and assists (13) during the 2018-19 season ... Also netted five goals ... Won a career-high 52.6% of faceoffs ... Skated in a career-high 17:27 of time on ice on Nov. 3 vs. Carolina ... Tied a career-high two points with a career-high two assists on Oct. 27 at Chicago. **2017-18:** Appeared in 36 games for the Golden Knights and finished with 14 points (9G, 5A) to go with nine penalty minutes ... His nine goals were a career-high and he became the second player born in the state of Florida to score at least nine goals in a season, joining Shayne Gostisbehere who scored 17 in 2015-16 and had 13 this season ... Played in 52 total NHL games during the season after playing in 16 games for the San Jose Sharks ... Recorded one assist for the Sharks at Tampa Bay on Dec. 2 ... Claimed off waivers by Vegas on Dec. 13 ... Made Vegas debut at Chicago on Jan. 5 ... Scored his first goal as a Golden Knight and recorded his first multi-point game at Washington on Feb. 4 ... Scored his second goal in a VGK sweater in as many games at Pittsburgh on Feb. 6 ... Had two points (1G, 1A) against Montreal on Feb. 17 ... Had two points (1G, 1A) against Calgary on Feb. 21 ... Scored game-winning goal at Philadelphia on March 12, 2015 ... Appeared 17 playoff games for the Vegas Golden Knights and finished with five points (0G, 5A) ... Recorded first career postseason assist in Game 3 against the Kings on April 15. **2016-17:** Finished 1st on the San Jose Barracuda (AHL) in goals (9), assists (8) and points, and tied for 1st in plus/minus (+6), helping the Barracuda reach the Western Conference Finals for the first time in franchise history ... Also appeared in 11 games for the San Jose Sharks, finishing with four points (2G, 2A). **2015-16:** Named the winner of the Yanick Dupre Memorial Award as the 2015-16 I/OA/American Specialty AHL Man of the Year ... Led the San Jose Barracuda (AHL) in points (55), assists (37) and plus/minus (+20) in 66 AHL games ... Ranked T-15th in the AHL in plus/minus and T-18th in assists ... Named to the 2016 AHL All-Star Game ... Made NHL debut with the San Jose Sharks on December 12, 2015 against the Minnesota Wild. **2014-15:** Played in first full professional season with Worcester, ranking second on the team in games played (74), tied for third in plus/minus (+10), tied for fourth in points (34) and fifth in assists (22). **2013-14:** Signed an amateur tryout agreement with the Worcester Sharks (AHL) on March 25 ... Recorded first professional point (assist) in first pro game at Portland on March 26 ... Led Bowling Green to the WCHA Final Five, scoring two goals and three assists in three WCHA playoff games. **2012-13:** Named to the 2013 AHL-CCHA Second Team, marking the first Bowling Green selection to the first or second team since 2007-08 (Derek Whitmore) ... Named to the 2013 CCHA Scholar-Athlete team ... Honored with the 2012-13 Dr. Ron Zwiernick Leadership Award ... Named the 2012-13 Jim Sears Award as the team's most valuable player...Finished first on the team in goals, scoring a career-best 18 ... Led the Falcons with a career-best 33 points, reaching the 30-point plateau for the second-straight season and earning the Sam Cooper award ... **2011-12:** As a freshman was named CCHA Rookie



CAREER HIGHS

SOG	5		TWICE
GOALS	1		16 TIMES
ASSISTS	2	@ CHI	11/27/18
POINTS	2		4 TIMES
PIM	5	@ MIN	2/2/18

CARPENTER VS. NHL

	GP	G	A	PTS	PIM
ANA	6	0	2	2	0
ARI	6	1	0	1	2
BOS	3	0	0	0	0
BUF	5	0	0	0	0
CAR	1	0	0	0	0
CBJ	1	0	0	0	2
CGY	7	1	1	2	0
CHI	6	2	2	4	2
COL	5	0	1	1	2
DAL	3	1	1	2	0
DET	2	0	0	0	2
EDM	7	1	2	3	0
FLA	3	0	0	0	0
LAK	8	1	1	2	2
MIN	7	1	0	1	7
MTL	4	1	1	2	0
NJD	5	0	1	1	0
NSH	4	0	0	0	0
NYI	4	0	1	1	0
NYR	3	1	0	1	0
OTT	4	1	0	1	0
PHI	4	1	1	2	0
PIT	3	1	1	2	0
SJS	7	0	1	1	0
STL	4	0	0	0	0
TBL	5	1	2	3	0
TOR	1	0	0	0	0
VAN	7	1	1	2	0
VGK	1	0	0	0	0
WPG	3	0	1	1	2
WSH	3	1	1	2	2
TOTALS	132	16	21	37	23

CAREER (CONT.)

Of The Week twice during the season ... Honored with the Bowling Green Rookie Of The Year Award and Sam Cooper Award during 2011-12 season ... Led the team in assists (19) and points (30), marking the first Falcon to score 30 points since 2008-09 ... **2010-11:** Captained the Sioux City Musketeers of the USHL, recording 45 points (13G, 32A) in 59 games ... Also notched three points (2G, 1A) in three playoff appearances ... 2009-10: Totaled 22 points (10G, 12A) in 58 games with the Sioux City Musketeers of the USHL.

CAREER STATISTICS			REGULAR SEASON							PLAYOFFS					
SEASON	TEAM	LEAGUE	GP	G	A	PTS	+/-	PIM	GP	G	A	PTS	+/-	PIM	
2009-10	Sioux City	USHL	58	10	12	22	-9	45	-	-	-	-	-	-	
2010-11	Sioux City	USHL	59	13	32	45	3	30	3	2	1	3	1	2	
2011-12	Bowling Green	CCHA	44	11	19	30	4	31	-	-	-	-	-	-	
2012-13	Bowling Green	CCHA	41	18	15	33	12	20	-	-	-	-	-	-	
2013-14	Bowling Green	WCHA	15	8	8	16	3	0	-	-	-	-	-	-	
2013-14	Worcester	AHL	12	0	2	2	-5	8	-	-	-	-	-	-	
2014-15	Worcester	AHL	74	12	22	34	10	40	4	1	2	3	2	2	
2015-16	San Jose	AHL	66	18	37	55	20	33	4	1	1	2	3	2	
2015-16	SAN JOSE	NHL	1	0	0	0	0	0	-	-	-	-	-	-	
2016-17	SAN JOSE	NHL	11	2	2	4	5	4	-	-	-	-	-	-	
2016-17	San Jose	AHL	54	14	25	39	17	24	15	9	8	17	6	8	
2017-18	SAN JOSE	NHL	16	0	1	1	1	2	-	-	-	-	-	-	
2017-18	VEGAS	NHL	36	9	5	14	0	9	17	0	5	5	5	6	
2018-19	VEGAS	NHL	68	5	13	18	-6	8	-	-	-	-	-	-	
NHL TOTALS			132	16	21	37	0	23	17	0	5	5	5	6	

LEADERSHIP
PLAYERS
2018-19
OPPONENTS
TRADITION
RECORDS
PLAYOFFS
HISTORY
MINORS
MEDIA

COREY CRAWFORD

COREY CRAWFORD

GOALTENDER • 50

CATCHES: **LEFT**

HEIGHT: **6'2"** WEIGHT: **216**

BIRTHDATE: **DEC. 31, 1984**

BIRTHPLACE: **MONTREAL, QUEBEC**

HOMETOWN: **CHÂTEAUGUAY, QUEBEC**



DRAFT POSITION

Blackhawks' second-round selection (52nd overall) in the 2003 National Hockey League Draft.

CAREER HIGHLIGHTS

Notched a career-best 1.94 goals-against average and .926 save percentage in 30 games during the 2012-13 regular season ... Posted career bests with 35 wins and seven shutouts in 2015-16 ... Tied a Blackhawks rookie record with eight straight wins from Feb. 20-March 5, 2011 ... Recorded a career-long nine-game win streak from Dec. 29, 2015-Jan. 19, 2016 ... Two-time winner of the William M. Jennings Trophy (2013, 2015) as the goaltender on the club allowing the fewest goals in the NHL during the regular season ... Registered postseason career highs with a 16-7 record, 1.84 GAA and .932 SV% in 23 games during the 2013 Stanley Cup Playoffs ... Holds the franchise record for minutes in a single playoff season (1,504 in 2013) ... Holds the franchise record with 48 postseason wins ... Named to the 2010-11 All-Rookie team ... Attended two All-Star Games (2015, 2017) ... Won the Stanley Cup in 2013 and 2015 with Chicago.

CAREER

2018-19: Posted a 14-18-5 record with two shutouts, a 2.93 goals-against average and a .908 save percentage in 39 games ... Recorded his first shutout of the season on Nov. 14 vs. STL ... Named the NHL's 2nd Star of the week ending on Nov. 18 after posting a 2-0-1 record, a .065 GAA, a .980 SV% and a shutout ... Notched his second shutout of the year with a career-high 48 saves becoming just the second Blackhawks goaltender in franchise history to have a 48-save shutout on March 16 at MTL. **2017-18:** Recorded a 16-9-2 record with a 2.27 goals-against-average and a .929 save percentage in 28 games ... Posted back-to-back shutouts on Nov. 1 vs. PHI and Nov. 4 at MIN ... Missed the remaining 47 games of the season with an injury. **2016-17:** Posted a 32-18-4 record with two shutouts, a 2.55 goals-against average and a .918 save percentage in 55 games ... Became the second goaltender in franchise history to post six 30-win seasons (T. Esposito, 8) ... Named the NHL's Second Star for the week ending Nov. 6 after going 3-0-0 with a 1.00 GAA and .971 SV% ... Posted a nine-game streak without a regulation loss (7-0-2) from Oct. 24-Nov. 13 ... Became the fourth goalie in team history to collect 200 career wins on Jan. 22 vs. VAN ... Recorded his 202nd career win Feb. 4 at DAL, surpassing E. Belfour for third in team history ... Selected to play in the 2017 All-Star Game in Los Angeles ... Started all four games of the Western Conference First Round vs. NSH, finishing the postseason with a 0-4 record, 2.83 GAA and .902 SV%. **2015-16:** Posted a 35-18-5 record with seven shutouts, a 2.37 GAA and .924 SV% in 58 games ... Set career highs in shutouts and wins ... Paced the NHL in shutouts and shared fourth in wins ... Tallied back-to-back overtime shutouts (Oct. 24 vs. TBL, Oct. 26 vs. ANA) ... Posted a four-game win streak from Dec. 6-13 ... Posted back-to-back shutouts for the third time in his career (Dec. 11 vs. WPG, Dec. 13 vs. VAN) ... Tallied three shutouts in four games (Dec. 11-19), becoming the first Blackhawks goaltender to do so since 1973-74 ... Recorded a career-long nine-game win streak (Dec. 29-Jan. 19) ... Notched a 5-2 win vs. DET on March 2 for his career-best 34th victory of the season ... Named January's Second Star of the Month ... Started all seven games for Chicago in the Stanley Cup Playoffs, posting a 3-4 record with a 2.54 GAA and .907 SV%. **2014-15:** Posted a 32-20-5 record with a 2.27 GAA, .924 SV% and two shutouts in 57 regular-season games ... Helped Chicago tie Montreal for the William M. Jennings Trophy with an NHL-low 189 goals allowed, as well as record a franchise-best .925 SV% ... Passed J. Thibault for fourth in all-time Blackhawks wins on Feb. 15 vs. PIT ... Earned the win in his first career All-Star Game on Jan. 25 at Nationwide Arena in Columbus ... Registered regular-season career highs in



CAREER HIGHS

SHOTS FACED	48	MTL	3/16/19
SAVES	48	MTL	3/16/19
GA	6	SIX TIMES	
CAREER SHUTOUTS:	25		

CRAWFORD VS. NHL

	GP	MIN	W-L-OTL	SVS%
ANA	25	1461	15-7-2	.928
ARI	19	1104	12-4-2	.908
BOS	6	341	1-4-1	.902
BUF	10	614	10-0-0	.924
CAR	10	560	5-5-0	.919
CBJ	20	1167	14-4-2	.932
CGY	14	819	6-4-4	.911
COL	23	1263	9-10-3	.899
DAL	30	1641	16-11-1	.902
DET	23	1410	15-4-4	.935
EDM	18	971	9-7-0	.909
FLA	11	575	8-2-0	.939
LAK	18	1051	9-6-3	.903
MIN	25	1447	13-9-2	.926
MTL	13	780	9-2-2	.954
NJD	8	378	3-4-1	.878
NSH	27	1576	16-10-1	.917
NYI	6	371	5-0-1	.948
NYR	8	474	4-3-1	.92
OTT	4	214	3-0-1	.926
PHI	8	474	2-6-0	.908
PIT	10	614	9-1-0	.949
SJS	18	1047	9-3-3	.924
STL	29	1705	16-8-5	.915
TBL	9	552	2-4-3	.914
TOR	6	303	4-1-0	.91
VAN	18	1065	8-5-4	.912
VGK	3	156	0-3-0	.859
WPG	19	1080	9-8-2	.915
WSH	10	565	3-5-2	.881
TOTALS:	448	25,780	244-142-50	.918

CAREER (CONT.)

shots faced (47) and saves (46) on March 6 vs. EDM ... Posted a 13-6 record in 20 Stanley Cup Playoffs games en route to the 2015 Stanley Cup championship ... Compiled a 2.23 GAA and .911 SV% ... Saved all 13 shots faced in relief on April 25 vs. NSH in the First Round series-clinching game ... Turned aside 30 shots on May 5 at MIN for his fourth career postseason shutout ... Recorded postseason career highs in shots faced (62) and saves (60) on May 19 at ANA in the longest game in franchise history, a 3-2 triple-overtime win ... Stopped all 25 shots on goal on June 15 vs. TBL to clinch the 2015 Stanley Cup with his fifth career playoff shutout. **2013-14:** Posted a 32-16-10 record, 2.26 GAA and .917 SV% in 59 games with Chicago, marking his third career 30-win season ... Made a season-high 40 saves on 42 shots on Jan. 5 vs. SJS ... Recorded his first shutout of the season on Feb. 5 at ANA, stopping all 29 shots he faced ... Notched two four-game win streaks (Nov. 6-14, Nov. 21-29) ... Collected his 100th career victory on Nov. 29 at DAL, becoming the eighth netminder in franchise history to reach the 100-win mark with the Blackhawks ... Tallied an assist on Oct. 5 vs. TBL ... Missed 10 games due to injury (Dec. 10-30) ... Posted an 11-8 record in 19 Stanley Cup Playoffs games ... Compiled a 2.53 GAA and .912 SV% ... Turned aside all 34 shots he faced on April 21 vs. STL for his third career postseason shutout. **2012-13:** Combined with Ray Emery to win their first Jennings Trophy as the goaltenders on the club allowing the fewest goals in the NHL during the 2012-13 season ... Posted a 19-5-5 record in 30 games played (28 starts), with a 1.94 GAA, .926 SV% and three shutouts ... Ranked third in the league in GAA and fifth in SV% (min. 10 GS) ... Notched his first shutout of the season on Feb. 10 at NSH, posting 17 saves ... Made a season-high 33 saves on March 31 vs. DET ... Missed three games due to injury (Feb. 15-22) ... Registered career highs in nearly every statistical category in 23 postseason games en route to the 2013 Stanley Cup championship ... Posted a 16-7 record ... Set a franchise record for minutes in a single playoff season (1,504) ... Paced the NHL with a 1.84 GAA (min. 3 GP) and notched a .932 SV% ... Recorded his second career playoff shutout, making 25 saves on May 7 at MIN in Game 4 of the Western Conference Quarterfinals ... Won five consecutive games from May 25-June 2. **2011-12:** Posted a 30-17-7 record, 2.72 GAA and .903 SV% in 57 regular-season appearances ... Became the first Blackhawks netminder to post back-to-back 30-win seasons since E. Belfour (1992-94) ... Ranked third in the NHL (min. 10 attempts) with an .813 SV% in the shootout (26 of 32), including a .833 mark (15 of 18) at the United Center ... Compiled a season-long five-game win streak (March 13-21) ... Stopped a season-high 41 shots on Nov. 3 at FLA ... Registered a 2-4 record in six postseason appearances vs. ARI in the 2012 WCOF ... Posted a 2.58 GAA and .893 SV% ... Played all 396 minutes of Chicago's postseason run. **2010-11:** Compiled a 33-18-6 record in 57 appearances (55 starts) in his first full season in the NHL ... His 33 wins were the most by a Blackhawks netminder since 2001 and the second-highest total since 1993-94 (E. Belfour, 37) ... Ranked eighth among NHL netminders with a 2.30 GAA and posted a .917 SV% ... Tied for the league lead among rookie goaltenders with four shutouts ... Started each of the Blackhawks' last 27 games of the season ... Surrendered two goals or fewer in 33 of his 57 appearances ... Stopped 16 of 19 shootout attempts, including 12 of the last 13 he faced ... Stopped a season-high 38 shots on March 13 at WSH ... Tied a Blackhawks rookie record with eight straight wins from Feb. 20-March 5 ... Honored as the NHL's Second Star for the week ending Feb. 27 ... Compiled a 176:09 shutout streak from Jan. 7-15, the longest by a Blackhawks netminder since Tony Esposito's stretch from Jan. 16-30, 1972 ... Won seven consecutive starts from Nov. 14-Dec. 8 ... Collected the first assist of his NHL career on April 8 at DET ... Compiled a 2.21 GAA and .927 SV%, stopping 218 shots over seven games in the 2011 WCOF vs. VAN ... Made 36 stops in Game 5 on April 21 to record his first career postseason shutout. **2009-10:** Stopped 32 of 35 shots on March 17 at LAK in his only NHL appearance of the year ... Paced the American Hockey League's Rockford IceHogs with 24 wins (24-16-2) and posted a 2.67 GAA and .909 SV% in 45 regular-season appearances. **2008-09:** Held a spot on the Blackhawks active roster from Nov. 28-Dec. 8, but did not appear in any games ... Made his Stanley Cup Playoffs debut on May 24 in Game 4 of the Western Conference Final vs. DET, recording six saves on seven shots in 11:51 of action in relief ... Paced Rockford with 22 wins (22-20-3) and a .917 SV% while notching a 2.59 GAA in 47 regular-season appearances ... Tied for the team lead with two shutouts and held opponents to two or fewer goals in 24 of his 47 outings ... Posted a 0-2-0 mark with a 2.57 GAA and a .909 SV% in two Calder Cup Playoffs starts. **2007-08:** Appeared in five NHL games with Chicago, registering a 1-2-0 record with a 2.14 GAA and .929 SV% ... Notched his first career win and shutout with a 19-save performance vs. ANA ... Registered a season-high 44 saves on 46 shots in a 3-1 loss at DET on March 11 ... Posted a 29-19-5 record with a 2.83 GAA and .907 SV% in 55 regular-season games with Rockford ... Ranked third in the AHL with 29 victories ... Recorded three shutouts ... Backstopped all 12 of Rockford's Calder Cup Playoffs tilts, posting a 7-5-0 record with a 2.19 GAA and .924 SV%. **2006-07:** Ranked second in the AHL with a career-high 38 wins (38-20-2) and posted a 2.84 GAA and .909 SV% in 60 regular-season outings with the Norfolk Admirals ... Named the AHL's Goaltender of the Month for October ... Registered a 2-4-0 record with a 3.31 GAA and .884 SV% in six postseason matchups. **2005-06:** Made his NHL debut with Chicago, posting a 0-0-1 record over two appearances ... Made his first NHL start on Feb. 2 at STL, posting 29 saves in a 6-5 shootout loss ... Led Norfolk goaltenders with 22 wins and 48 regular-season appearances. **2004-05:** Finished his junior career with the Quebec Major Junior Hockey League's Moncton Wildcats, notching a 28-16-6 record, a league-best six shutouts, 2.47 GAA and .920 SV% in 51 regular-season games ... Posted a 6-6-0 mark in 12 postseason games. **2003-04:** Helped Moncton reach the QMJHL Final after posting a league-best 35 regular-season victories (35-15-3) in 54 appearances ... Posted a league-best 13-6 record in 20 postseason games, with a 2.15 GAA and .940 SV%. **2002-03:** Recorded a 24-17-6 mark with a 2.73 GAA in 50 regular-season outings with Moncton ... Appeared in six playoff tilts, posting a 2-3-0 mark with a 3.97 GAA. **2001-02:** Made his QMJHL debut with Moncton, accruing a 9-20-3 record with a 3.74 GAA in 38 regular-season games.

LEADERSHIP

PLAYERS

2018-19

OPPONENTS

TRADITION

RECORDS

PLAYOFFS

HISTORY

MINORS

MEDIA

COREY CRAWFORD

LEADERSHIP

PLAYERS

2019-20

OPPONENTS

TRADITION

RECORDS

PLAYOFFS

HISTORY

MINORS

MEDIA



CAREER STATISTICS

REGULAR SEASON

PLAYOFFS

SEASON	TEAM	LEAGUE	GP	MIN	GA	GAA	W-L-T/OTL	SO	GP	MIN	GA	GAA	W-L	SO
2000-01	Gatineau	GAAA	21	1,260	40	1.92	17-3-1	2	-	-	-	-	-	-
2001-02	Moncton	QMJHL	38	1,863	116	3.74	9-20-3	1	-	-	-	-	-	-
2002-03	Moncton	QMJHL	50	2,855	130	2.73	24-17-6	2	6	303	20	3.97	2-3	0
2003-04	Moncton	QMJHL	54	3,019	132	2.62	35-15-3	2	20	1170	42	2.15	13-6	0
2004-05	Moncton	QMJHL	51	2,942	121	2.47	28-16-6	6	12	725	33	2.73	6-6	1
2005-06	CHICAGO	NHL	2	87	5	3.49	0-0-1	0	-	-	-	-	-	-
	Norfolk	AHL	48	2,734	134	2.94	22-23-1	1	1	17	1	3.49	0-0	0
2006-07	Norfolk	AHL	60	3,467	164	2.84	38-20-2	1	6	363	20	3.31	2-4	0
2007-08	CHICAGO	NHL	5	225	8	2.14	1-2-0	1	-	-	-	-	-	-
	Rockford	AHL	55	3,028	143	2.83	29-19-5	3	12	741	27	2.19	7-5	0
2008-09	CHICAGO	NHL	-	-	-	-	-	-	1	16	1	3.75	0-0	0
	Rockford	AHL	47	2,686	116	2.59	22-20-3	2	2	117	5	2.57	0-2	0
2009-10	CHICAGO	NHL	1	60	3	3.05	0-1-0	0	-	-	-	-	-	-
	Rockford	AHL	45	2,521	112	2.67	24-16-2	1	4	216	13	3.61	0-4	0
2010-11	CHICAGO	NHL	57	3,337	128	2.30	33-18-6	4	7	436	16	2.21	3-4	1
2011-12	CHICAGO	NHL	57	3,219	146	2.72	30-17-7	0	6	396	17	2.58	2-4	0
2012-13	CHICAGO	NHL	30	1,761	57	1.94	19-5-5	3	23	1,504	46	1.84	16-7	1
2013-14	CHICAGO	NHL	59	3,395	128	2.26	32-16-10	2	19	1,234	52	2.53	11-8	1
2014-15	CHICAGO	NHL	57	3,333	126	2.27	32-20-5	2	20	1,223	47	2.31	13-6	2
2015-16	CHICAGO	NHL	58	3,323	131	2.37	35-18-5	7	7	448	19	2.54	3-4	0
2016-17	CHICAGO	NHL	55	3,247	138	2.55	32-18-4	2	4	254	12	2.83	0-4	0
2017-18	CHICAGO	NHL	28	1,584	60	2.27	16-9-2	2	-	-	-	-	-	-
2018-19	CHICAGO	NHL	39	2,213	108	2.93	14-18-5	2	-	-	-	-	-	-
NHL TOTALS			448	11,592	1,038	2.42	244-142-50	25	87	5,509	210	2.29	48-37	5

LEADERSHIP

PLAYERS

2010-19

OPPONENTS

TRADITION

RECORDS

PLAYOFFS

HISTORY

MINORS

MEDIA

CALVIN de HAAN

DEFENSE • 44

SHOOTS: **LEFT**

HEIGHT: **6'1"** WEIGHT: **195**

BIRTHDATE: **MAY 9, 1991**

BIRTHPLACE: **CARP, ONTARIO**



DRAFT POSITION

Islanders' first-round selection (12th overall) in the 2009 National Hockey League Draft.

CAREER TRANSACTIONS

Signed as a free agent by Carolina on July 3, 2018 ... Traded by CAR with Aleksii Saarela to Chicago in exchange for Gustav Forsling and Anton Forsberg.

CAREER HIGHLIGHTS

Fourth in the National Hockey League with 198 blocked shots during the 2015-16 campaign with the Islanders ... Posted career bests in goals (5), assists (20), points (25) and games played (82) during the 2016-17 season with NYI ... Registered a season-high 187 hits during the 2018-19 season with CAR ... Notched his first career NHL goal on Jan. 7, 2014 at TOR ... Skated in his first career postseason game on April 15, 2015 in the Eastern Conference First Round at WSH ... Tallied his first postseason marker in Game 3 of the 2019 Eastern Conference Finals vs. BOS.

CAREER

2018-19: Recorded a goal and 13 helpers in 74 regular-season games with CAR ... Added 106 blocks and a career-high 187 hits ... Had a season-long three-game point streak (4A) from Dec. 14-20 ... Registered one of his two multi-point games of the season with two helpers as well as a season-high seven hits on Jan. 3 at PHI ... Picked up an assist and matched a season high with four blocked shots on Jan. 13 vs. NSH ... Added one marker in 12 Stanley Cup Postseason games ... Skated in 30:45 of total ice time in Game Four of Eastern Conference First round at WSH ... Scored his first career Stanley Cup Playoff goal in Game 4 of the Eastern Conference Finals vs. BOS. **2017-18:** Picked up one goal and 11 assists in 33 games with NYI ... Had a three-game assist streak (3A) from Oct. 19-24 ... Blocked a season-high six shots on Oct. 21 vs. SJS ... Sustained a shoulder injury in December and missed the remainder of the season. **2016-17:** Established career highs with five goals, 20 assists, 25 points and 82 games played ... Second among team blueliners in assists and points ... One of three Islanders to play in all 82 games ... Fourth in the league with 190 blocked shots ... Skated in his 200th career NHL game on Nov. 3 vs. PHI ... Posted a three-game assist streak (3A) from Nov. 1-5 ... Recorded two assists and logged a season-high 26:05 of total ice time on March 30 at PHI. **2015-16:** Had 16 points (2G, 14A) in 72 games with NYI ... Fourth on the team in average time on ice (20:37) ... Paced the team and was fourth in the NHL in blocked shots with 198 ... Tallied a season-high nine blocked shots and recorded a season-high 28:33 of ice time on March 31 vs. CBJ ... Had two assists on April 10 vs. PHI. **2014-15:** Scored 12 points (1G, 11A) in 65 games ... Tallied his first career shorthanded marker on Dec. 29 vs. WSH ... Had a three-game point streak (1G, 2A) from Dec. 29 - Jan. 2 ... Skated in his 100th NHL game on Feb. 7 at BOS ... Picked up one assist in five playoff games. **2013-14:** Spent time with the Islanders and Bridgeport Sound Tigers of the American Hockey League ... Registered three goals and 13 assists in 51 games as a rookie with NYI ... Tallied his first career NHL points with two assists on Jan. 6 vs. DAL ... Potted his first career NHL goal on Jan. 7 at TOR ... Had a five-game point streak (1G, 6A) from Jan. 6-14 ... Skated in 30:28 of total ice time on March 27 at TBL ... Had three points (1G, 2A) in 17 games with Bridgeport. **2012-13:** Posted two helpers in three games with the Sound Tigers. **2011-12:** Notched 16 points (2G, 14A) in 56 regular-season games with Bridgeport ... Named to the 2012 AHL All-Star Classic ... Made his NHL debut on Dec. 15 vs. DAL ... Had two assists in three Calder Cup Playoff games. **2010-11:** Captained Oshawa ... Led team defensemen with six goals, 42 assists and 48 points. **2009-10:** Posted 24 points (5G, 19A) in 34 games with the Generals. **2008-09:** Finished second among OHL rookie blueliners



CAREER HIGHS

SOG	6	TBL	11/14/16
GOALS	1		13 TIMES
ASSISTS	2		SIX TIMES
POINTS	2		SIX TIMES
PIM	10	TBL	11/01/16

DE HAAN VS. NHL

	GP	G	A	PTS	PIM
ANA	10	0	4	4	8
ARI	10	0	3	3	2
BOS	14	0	1	1	8
BUF	11	2	2	4	6
CAR	15	1	3	4	0
CBJ	17	0	3	3	2
CGY	9	1	1	2	2
CHI	9	1	0	1	8
COL	11	0	2	2	10
DAL	13	1	6	7	2
DET	12	1	1	2	4
EDM	8	0	3	3	0
FLA	15	0	4	4	6
LAK	11	0	1	1	6
MIN	10	1	3	4	6
MTL	13	0	3	3	2
NJD	16	0	6	6	6
NSH	8	0	2	2	0
NYI	4	0	0	0	0
NYR	19	0	5	5	8
OTT	15	0	1	1	4
PHI	18	0	9	9	2
PIT	17	0	1	1	4
SJS	12	0	4	4	2
STL	11	0	1	1	4
TBL	17	0	2	2	14
TOR	11	1	4	5	6
VAN	10	2	1	3	4
VGK	3	0	0	0	0
WPG	9	1	2	3	6
WSH	20	1	4	5	6
TOTALS	378	13	82	95	138

CAREER (CONT.)

with 63 points (8G, 55A) in 68 games with the Oshawa Generals of the Ontario Hockey League ... Selected to the 2009 OHL All-Star Classic and the Canadian Hockey League Top Prospects Game ... Named Oshawa's Rookie of the Year and Top Defenseman.

CAREER STATISTICS			REGULAR SEASON							PLAYOFFS						
SEASON	TEAM	LEAGUE	GP	G	A	PTS	+/-	PIM	GP	G	A	PTS	+/-	PIM		
2007-08	Kemptville	CJHL	58	3	39	42	-	14	-	-	-	-	-	-		
2009-09	Oshawa	OHL	68	8	55	63	3	40	-	-	-	-	-	-		
2009-10	Oshawa	OHL	34	5	19	24	5	14	-	-	-	-	-	-		
2010-11	Oshawa	OHL	55	6	42	48	13	48	10	1	11	12	3	6		
2011-12	Bridgeport	AHL	56	2	14	16	-1	24	3	0	2	2	0	2		
2011-12	NY ISLANDERS	NHL	1	0	0	0	1	0	-	-	-	-	-	-		
2012-13	Bridgeport	AHL	3	0	2	2	1	4	-	-	-	-	-	-		
2013-14	NY ISLANDERS	NHL	51	3	13	16	-7	30	-	-	-	-	-	-		
2013-14	Bridgeport	AHL	17	1	2	3	-5	8	-	-	-	-	-	-		
2014-15	NY ISLANDERS	NHL	65	1	11	12	3	24	5	0	1	1	-2	2		
2015-16	NY ISLANDERS	NHL	72	2	14	16	3	20	11	0	2	2	-5	2		
2016-17	NY ISLANDERS	NHL	82	5	20	25	15	36	-	-	-	-	-	-		
2017-18	NY ISLANDERS	NHL	33	1	11	12	11	8	-	-	-	-	-	-		
2018-19	CAROLINA	NHL	74	1	13	14	1	20	12	1	0	1	3	2		
NHL TOTALS			378	13	82	95	27	138	28	1	3	4	-4	6		

LEADERSHIP

PLAYERS

2018-19

OPPONENTS

TRADITION

RECORDS

PLAYOFFS

HISTORY

MINORS

MEDIA

ALEX DEBRINCAT

ALEX DEBRINCAT

RIGHT WING • 12

SHOOTS: **RIGHT**

HEIGHT: **5'7"** WEIGHT: **165**

BIRTHDATE: **DEC. 18, 1997**

BIRTHPLACE: **FARMINGTON HILLS, MICH.**



DRAFT POSITION

Blackhawks' second-round selection (39th overall) in the 2016 National Hockey League Draft.

CAREER HIGHLIGHTS

Finished the 2018-19 season tied for sixth in the NHL with 41 goals ... Became the second-youngest player in team history to score 40 goals during the 2018-19 season ... Became the first Blackhawks rookie in franchise history with three hat tricks in a single season in 2017-18 ... Notched his first career National Hockey League goal and multi-point performance (1G, 1A) on Oct. 10, 2017 at MTL ... Represented his country at the 2019 and 2018 World Championship.

CAREER

2018-19: Recorded career-highs in points (76), goals (41) and assists (35) ... Scored 13 power-play goals to lead the team and tied for 10th in the NHL in that category ... Played in all 82 games for the second consecutive season and is one of four Blackhawks to play in all 82 games last season ... Enjoyed a career-high nine-game point streak (6G, 10A) from Jan. 17-Feb. 12 ... Recorded a career-high five points (3G, 2A), including his fourth career hat trick on Feb. 18 vs. OTT ... Had a career-high three assists on Feb. 18 vs. DET ... Recorded his 100th career point on Feb. 5 vs. EDM ... Scored three game-winning goals including two OT goals (Oct. 13 vs. STL and Feb. 2 at MIN). **2017-18:** Paced the team with 28 goals and shared second with 52 points ... Became the first Blackhawks rookie in franchise history with three hat tricks in a single season ... Was also the fourth player age 20 or younger to accomplish the feat in the last 30 years ... One of four Blackhawks and six league rookies to skate in all 82 regular-season games ... Notched his first career National Hockey League goal and multi-point performance (1G, 1A) on Oct. 10 at MTL ... Compiled a four-game point streak (4G, 2A) from Nov. 11 - 18 ... Registered his first hat trick and set a season best with four points (3G, 1A) on Nov. 27 vs. ANA ... Tallied his second three-goal game and matched a season high with four points by adding a helper on Jan. 25 at DET ... Matched a season-long four-game point streak (3G, 2A) from Feb. 12 - 17 ... Recorded his third hat trick of the 2017-18 campaign on March 18 vs. STL. **2016-17:** Recipient of the 2016-17 Red Tilson Trophy awarded to the Ontario Hockey League's Most Outstanding Player of the Year ... Paced the OHL with a career-high 65 goals and 127 points in 63 regular-season games with the Erie Otters ... Added a career-best 62 assists ... Set a franchise single-season record in goals ... Became the second player in OHL history (Dale McCourt, 1974-77) to notch three consecutive 50-goal seasons ... Compiled a 19-game goal streak (26G) from Jan. 24-March 10 and closed out the campaign on a 27-game point streak from Jan. 14-March 18 ... Tallied a league-best 25 helpers and 38 points in 22 postseason tilts en route to the OHL championship ... Collected 10 points (2G, 8A) in five contests at the 2017 Memorial Cup. **2015-16:** Shared second in the OHL with 51 goals, including a franchise single-season record five hat tricks ... Added 50 helpers for 101 points in 60 regular-season games with Erie ... Finished the season with 269 shots on goal, third in the league ... Compiled 19 points (8G, 11A) in 13 postseason tilts. 2014-15: Registered 51 goals and 53 assists in 68 regular-season games, making his OHL debut ... Notched 28 multi-point games ... Earned the Emms Family Award as the OHL Rookie of the Year and was named the CHL Rookie of the Year.



CAREER HIGHS

SOG	7	4 TIMES
GOALS	3	4 TIMES
ASSISTS	3	DET 2/10/19
POINTS	5	OTT 2/18/19
PIM	5	@ NSH 12/1/18

DEBRINCAT VS. NHL

	GP	G	A	PTS	PIM
ANA	6	6	4	10	2
ARI	6	1	3	4	0
BOS	4	1	1	2	0
BUF	4	1	2	3	0
CAR	4	3	1	4	0
CBJ	4	1	1	2	0
CGY	6	2	2	4	0
COL	9	3	1	4	2
DAL	8	3	3	6	0
DET	4	4	4	8	0
EDM	6	2	1	3	2
FLA	4	2	2	4	0
LAK	6	1	0	1	2
MIN	9	4	4	8	2
MTL	4	1	4	5	0
NJD	4	1	0	1	2
NSH	8	1	2	3	5
NYI	4	0	2	2	0
NYR	4	3	2	5	0
OTT	4	4	2	6	0
PHI	4	1	0	1	0
PIT	4	2	2	4	0
SJS	6	4	3	7	0
STL	9	6	4	10	2
TBL	4	0	1	1	2
TOR	4	2	0	2	0
VAN	6	3	1	4	0
VKG	6	3	2	5	0
WPG	9	2	3	5	0
WSH	4	2	2	4	0
TOTALS	164	69	59	128	21

INTERNATIONAL CAREER

Appeared in eight 2019 World Championship games, notching seven goals and two assists ... Helped the United States to a bronze medal at the 2018 World Championship, recording one marker and eight assists in 10 games during the tournament. Won a bronze medal with Team USA at the 2016 IIHF U20 World Championship in Helsinki, Finland ... Tallied one goal and 25 penalty minutes in five games.

CAREER STATISTICS			REGULAR SEASON						PLAYOFFS					
SEASON	TEAM	LEAGUE	GP	G	A	PTS	+/-	PIM	GP	G	A	PTS	+/-	PIM
2014-15	Erie	OHL	68	51	53	104	59	73	20	9	7	16	1	26
2015-16	Erie	OHL	60	51	50	101	18	28	13	8	11	19	5	13
	USA	WJC	5	1	0	1	1	25	-	-	-	-	-	-
2016-17	Erie	OHL	63	65	62	127	60	49	22	13	25	38	11	10
	Memorial Cup	CHL	5	2	8	10	2	2	-	-	-	-	-	-
2017-18	CHICAGO	NHL	82	28	24	52	6	6	-	-	-	-	-	-
	USA	WC	10	1	8	9	3	0	-	-	-	-	-	-
2018-19	CHICAGO	NHL	82	41	35	76	0	15	-	-	-	-	-	-
	USA	WC	8	7	2	9	1	4	-	-	-	-	-	-
NHL TOTALS			164	69	59	128	6	21	-	-	-	-	-	-

LEADERSHIP
PLAYERS
2018-19
OPPONENTS
TRADITION
RECORDS
PLAYOFFS
HISTORY
MINORS
MEDIA

ERIK GUSTAFSSON

ERIK GUSTAFSSON

DEFENSE • 56

SHOOTS: **LEFT**

HEIGHT: **6'0"** WEIGHT: **176**

BIRTHDATE: **MARCH 14, 1992**

BIRTHPLACE: **NYNASHAMN, SWEDEN**



DRAFT POSITION

Edmonton Oilers' fourth-round selection (93rd overall) in the 2012 National Hockey League Draft.

CAREER TRANSACTIONS


Signed as free agent by Chicago on April 30, 2015.

CAREER HIGHLIGHTS

Notched his first career point (1A) in his National Hockey League debut on Oct. 30, 2016 at MIN ... Recorded a first career three-game point streak from Mar. 24-29, 2018.

CAREER

2018-19: Led Blackhawks defensemen in scoring with 60 points (17G, 43A) ... Finished sixth in the NHL in scoring among defensemen ... Tied a career-high with three assists on April 1 vs. WPG ... Scored a goal in three straight games from March 18-23 ... Scored two goals, including an OT goal on Feb. 2 at MIN ... Recorded a career-high eight-game scoring streak (11A) from Dec. 27 - Jan. 12. **2017-18:** Split time between Chicago and Rockford of the American Hockey League ... Recorded 16 points (5G, 11A) in 35 games for Chicago ... Registered five points (1G, 4A) in a two-game series vs. BOS on Mar. 10-11 ... Posted a first career three-game point streak from Mar. 24-29 ... Netted his first career goal on Jan. 20 vs. NYI ... Skated in 25 regular-season games for Rockford, netting three goals and 14 helpers ... Named to the 2018 AHL All-Star game. **2016-17:** Tallied 30 points (5G, 25A) in 68 regular-season games with the American Hockey League's Rockford IceHogs. **2015-16:** Split the season between Chicago and Rockford ... Recorded 14 assists in 41 regular-season games with Chicago ... Made his NHL debut on Oct. 30 at MIN and notched an assist ... Tallied his first career multi-point outing with two helpers on April 1 at WPG ... Skated in a season-high 22:07 on April 9 at CBJ ... Registered 11 points (3G, 8A) in 27 games with the IceHogs ... Made his professional debut on Oct. 9 at San Jose ... Posted a season-high four points (1G, 3A) on Dec. 2 at Texas ... Notched one assist in five games in his Stanley Cup Playoffs debut. **2014-15:** Posted 29 points (4G, 25A) in 55 regular-season games with Frolunda HC of the Swedish Hockey League ... Recorded three points (1G, 2A), including one game-winner, and 31 penalty minutes in 12 postseason contests with Frolunda. **2013-14:** Recorded 20 points (2G, 18A) in 50 regular-season games with Frolunda. **2012-13:** Compiled 24 points (8G, 16A) in 55 regular-season games with Djurgardens of the Swedish HockeyAllsvenskan. **2011-12:** Played at two levels for Djurgardens ... Tallied 14 points (3G, 11A) in 21 regular-season games with Djurgardens Jr. in the SuperElit ... Recorded three goals and four helpers in 41 regular-season contests with Djurgardens in the SHL ... Added one assist in 10 relegation playoff tilts. **2010-11:** Notched 23 points (2G, 21A) in 38 regular-season games with Djurgardens Jr. ... Posted one assist in four postseason contests. **2009-10:** Split the season between Djurgardens Jr. and Djurgardens U18 ... Compiled 20 points (7G, 13A) in 27 regular-season games with Djurgardens U18 ... Posted eight assists in 24 appearances for Djurgardens Jr. ... Made three appearances in the playoffs with Djurgardens U18. **2008-09:** Collected 10 points (2G, 8A) in 33 regular-season games with Djurgardens U18 ... Played in two postseason tilts.



CAREER HIGHS

SOG	7	VAN	3/18/19
GOALS	2	@ MIN	2/2/19
ASSISTS	3		TWICE
POINTS	3		THREE TIMES
PIM	4	WPG	4/1/19

GUSTAFSSON VS. NHL

	GP	G	A	PTS	PIM
ANA	4	1	3	4	0
ARI	7	1	2	3	2
BOS	6	2	5	7	8
BUF	4	0	2	2	2
CAR	4	0	1	1	0
CBJ	4	0	2	2	0
CGY	4	0	2	2	4
COL	11	2	4	6	4
DAL	9	1	4	5	2
DET	5	0	5	5	2
EDM	4	1	0	1	2
FLA	3	1	0	1	0
LAK	7	1	0	1	0
MIN	7	2	3	5	2
MTL	3	0	2	2	2
NJD	4	0	3	3	0
NSH	8	1	4	5	0
NYI	4	1	3	4	0
NYR	3	0	2	2	0
OTT	4	0	2	2	0
PHI	2	1	0	1	2
PIT	3	0	1	1	0
SJS	7	1	4	5	0
STL	11	1	2	3	2
TBL	4	0	0	0	0
TOR	3	0	1	1	0
VAN	5	1	1	2	2
VGK	4	1	3	4	2
WPG	8	2	7	9	4
WSH	3	1	0	1	2
TOTALS	155	22	68	90	44

INTERNATIONAL CAREER

Skated in eight games with Sweden at the 2019 IIHF World Championships in Slovakia, scoring two goals and adding two assists ... Captured a gold medal with Sweden at the 2018 IIHF World Championship in Copenhagen/Herning, adding an assist in six games. Posted two helpers in eight tilts with Team Sweden at the 2016 IIHF World Championship in Moscow and St. Petersburg ... Tallied one assist in eight games with Sweden at the 2014 IIHF World Championship in Minsk, Belarus, winning a bronze medal.

CAREER STATISTICS

REGULAR SEASON

PLAYOFFS

SEASON	TEAM	LEAGUE	GP	G	A	PTS	+/-	PIM	GP	G	A	PTS	+/-	PIM
2008-09	Djurgardens U18	SWE U18	33	2	8	10	-	22	2	0	0	0	-	0
2009-10	Djurgardens Jr.	SuperElit	24	0	8	8	-	26	-	-	-	-	-	-
	Djurgardens U18	SWE U18	27	7	13	20	-	54	3	0	0	0	-	0
2010-11	Djurgardens Jr.	SuperElit	38	2	21	23	-	104	4	0	1	1	-	6
2011-12	Djurgardens	SWE	41	3	4	7	-	16	10	0	1	1	-	6
	Djurgardens Jr.	SuperElit	21	3	11	14	-	14	-	-	-	-	-	-
2012-13	Djurgardens	SWE-2	55	8	16	24	-	82	-	-	-	-	-	-
2013-14	Frolunda	SWE	50	2	18	20	-	16	-	-	-	-	-	-
	Sweden	WC	8	0	1	1	-4	6	-	-	-	-	-	-
2014-15	Frolunda	SWE	55	4	25	29	-	22	12	1	2	3	-	31
2015-16	CHICAGO	NHL	41	0	14	14	11	4	5	0	1	1	-1	0
	Rockford	AHL	27	3	8	11	1	38	-	-	-	-	-	-
	Sweden	WC	8	0	2	2	-1	0	-	-	-	-	-	-
2016-17	Rockford	AHL	68	5	25	30	-27	40	-	-	-	-	-	-
2017-18	CHICAGO	NHL	35	5	11	16	1	6	-	-	-	-	-	-
	Rockford	AHL	25	3	14	17	-3	18	-	-	-	-	-	-
2018-19	CHICAGO	NHL	79	17	43	60	-6	34	-	-	-	-	-	-
	Sweden	WC	8	2	2	4	2	2	-	-	-	-	-	-
NHL TOTALS			155	22	68	90	6	44	5	0	1	1	-1	0

LEADERSHIP

PLAYERS

2018-19

OPPONENTS

TRADITION

RECORDS

PLAYOFFS

HISTORY

MINORS

MEDIA

DAVID KAMPF

DAVID KAMPF

CENTER • 64

SHOOTS: **LEFT**

HEIGHT: **6'2"** WEIGHT: **195**

BIRTHDATE: **JAN. 12, 1995**

BIRTHPLACE: **CHOMUTOV, CZECH REPUBLIC**



DRAFT POSITION

Undrafted.

CAREER TRANSACTIONS

Signed as a free agent by Chicago, May 1, 2017.

CAREER HIGHLIGHTS

Made his National Hockey League Debut on Dec. 28, 2017 at VAN ... Notched his first career point (1A) on Jan. 3 at NYR ... Tallied his first career multi-point outing, netting a goal and an assist vs. WPG on Jan. 12, 2018.

CAREER

2018-19: Set career highs in points (19), assists (15) and games played (63) while tying a career-high four goals during the 2018-19 season ... Tied a career-high two points on three separate occasions (at Florida on Nov. 24; at Winnipeg on Nov. 29; at Dallas on Dec. 20) ... Tallied his first multi-assist game of his career on Nov. 29 at Winnipeg ... Recorded a career-high 18:22 in time on ice on Jan. 20 vs. Washington ... Skated in his 100th career NHL game on March 13 at TOR. **2017-18:** Split the season between Chicago and Rockford ... Recorded 11 points (4G, 7A) in 46 games with Chicago ... Made his NHL debut on Dec. 28 at VAN ... Tallied his first career point (1A) on Jan. 3 at NYR ... Registered his first career multi-point outing with a goal and an assist vs. WPG on Jan. 12 ... Posted 18 points (7G, 11A) in 33 games with the IceHogs ... Skated in 13 playoff games for Rockford, netting one goal. **2016-17:** Shared fourth on Pirati Chomutov of the Czech Extraliga in goals (15) and points (31) playing in all 52 regular-season games ... Scored three goals and seven assists in 15 playoff appearances for Pirati Chomutov. **2015-16:** Registered nine goals and four assists in 42 games for Pirati Chomutov of the Czech Extraliga ... Added an assist in eight playoff games for the senior club ... Netted a goal and two helpers in a Pirati Chomutov U20 playoff game. **2014-15:** Split the regular season between two levels with Pirati Chomutov ... Posted 24 points (11G, 13A) in 44 games in the Czech2 Extraliga ... Scored two goals and five assists in 11 playoff tilts for Czech2 Extraliga ... Added six helpers in three games for the U20 club ... Netted a goal in nine qualification games for Pirati Chomutov. **2013-14:** Appeared in 45 games for Pirati Chomutov of the Czech Extraliga, scoring a goal and two assists ... Registered 15 points (5G, 10A) in eight regular-season games for the U20 club ... Netted a goal for the U20 club in a playoff game. **2012-13:** Spent time between levels with Pirati Chomutov ... Scored eight goals and seven assists in 24 regular-season games with the U20 club ... Shared fourth on the U18 club in points (26) through 14 games ... Netted two goals in two playoff tilts for Pirati Chomutov U18.

INTERNATIONAL CAREER

Represented the Czech Republic at the 2015 IIHF U20 World Championship in Toronto and Montreal, notching two points (1G, 1A) in five contests ... Tallied a goal and an assist in five games at the 2014 IIHF U20 World Championship in Malmö, Sweden ... Notched two goals and a pair of helpers in five games at the 2013 IIHF U18 World Championship.



CAREER HIGHS

SOG	3	13 TIMES
GOALS	1	8 TIMES
ASSISTS	2	TWICE
POINTS	2	FOUR TIMES
PIM	4 @ COL	3/23/19

KAMPF VS. NHL

	GP	G	A	PTS	PIM
ANA	2	0	0	0	0
ARI	4	0	1	1	2
BOS	3	0	2	2	0
BUF	3	0	1	1	2
CAR	3	1	2	3	2
CBJ	2	1	0	1	2
CGY	6	0	0	0	0
COL	7	0	0	0	10
DAL	4	1	3	4	0
DET	2	0	0	0	0
EDM	4	0	1	1	0
FLA	2	1	1	2	0
LAK	4	0	0	0	0
MIN	6	0	0	0	0
MTL	2	0	0	0	0
NJD	1	0	0	0	0
NSH	4	1	0	1	2
NYI	4	0	0	0	0
NYR	2	0	2	2	0
OTT	3	0	3	3	0
PHI	2	0	0	0	0
PIT	2	0	0	0	0
SJS	5	0	0	0	4
STL	6	1	0	1	0
TBL	3	1	0	1	0
TOR	3	0	0	0	0
VAN	5	0	0	0	0
VGK	5	0	1	1	0
WPG	7	1	4	5	0
WSH	3	0	1	1	2
TOTALS	109	8	22	30	26

CAREER STATISTICS

REGULAR SEASON

PLAYOFFS

SEASON	TEAM	LEAGUE	GP	G	A	PTS	+/-	PIM	GP	G	A	PTS	+/-	PIM
2012-13	P-ChomutovU20	CzechU20	24	8	7	15	7	16	3	0	0	0	-1	0
	Czech Republic	WJC-18	5	2	2	4	-3	6	-	-	-	-	-	-
2013-14	P-ChomutovU20	CzechU20	8	5	10	15	11	6	1	1	0	1	2	2
	Pirati Chomutov	Czech	45	1	2	3	-11	12	-	-	-	-	-	-
	Czech Republic	WJC-20	5	1	1	2	-3	4	5	1	1	2	-1	4
2014-15	Pirati Chomutov	Czech2	44	11	13	24	17	16	11	2	5	7	9	6
	Czech Republic	WJC-20	5	0	2	2	-1	0	-	-	-	-	-	-
2015-16	Pirati Chomutov	Czech	42	9	4	13	-6	22	8	0	1	1	-3	0
2016-17	Pirati Chomutov	Czech	52	15	16	31	-9	16	15	3	7	10	1	6
2017-18	Rockford	AHL	33	7	11	18	1	14	13	1	0	1	0	2
	CHICAGO	NHL	46	4	7	11	-8	12	-	-	-	-	-	-
2018-19	CHICAGO	NHL	67	13	7	20	-13	37	-	-	-	-	-	-
NHL TOTALS			109	8	22	30	-15	26	-	-	-	-	-	-

LEADERSHIP
PLAYERS
2018-19
OPPONENTS
TRADITION
RECORDS
PLAYOFFS
HISTORY
MINORS
MEDIA

PATRICK KANE

RIGHT WING • 88

SHOOTS: **LEFT**

HEIGHT: **5'11"** WEIGHT: **177**

BIRTHDATE: **NOV. 19, 1988**

BIRTHPLACE: **BUFFALO, N.Y.**



DRAFT POSITION

Blackhawks' first-round selection (first overall) in the 2007 National Hockey League Draft.

CAREER HIGHLIGHTS

Recorded career highs in assists (66) and points (110) during the 2018-19 campaign ... Selected to the 2019 NHL All-Star Game in San Jose ... Recorded his 800th career point on Jan. 20, 2018 vs. NYI ... Tallied his 500th career assist on Feb. 17, 2018 vs. WSH ... His 356 goals are the most by a U.S.-born player in franchise history ... Selected to the 2018 NHL All-Star Game in Tampa Bay ... Became the first U.S.-born player to capture the Art Ross Trophy as the NHL's leading scorer after logging career highs in goals (46), assists (60) and points (106) in the 2015-16 regular season ... Also became the first Blackhawks since Stan Mikita in 1968 to win the Hart Trophy that season ... Holds franchise single-season record for assists by a rookie (51, 2007-08) ... Recorded a career-long seven-game goal streak (Nov. 2-15) as part of a franchise-best 26-game point streak (16G, 24A) from Oct. 17-Dec. 13, 2015 ... Collected his 700th NHL point as part of a two-point night (1G, 1A) on Dec. 29, 2016 at NSH ... Notched playoff career bests with 18 assists and 28 points during the Blackhawks' 2010 Stanley Cup championship run ... Scored a career-high 11 goals during the 2015 Stanley Cup championship run ... Holds franchise record with 11 career playoff game-winning goals, including the Cup-clinching goal in 2010 ... Earned the 2013 Conn Smythe Trophy as the Most Valuable Player in the postseason ... Skated in his 100th career postseason contest in Game 1 of the Second Round vs. MIN on May 1, 2015 ... Won a silver medal at the 2010 Winter Olympics with Team USA ... Named to eight NHL All-Star Teams (2009, 2011, 2012, 2015, 2016, 2017, 2018, 2019) ... Captured the 2008 Calder Memorial Trophy as the NHL's top rookie 2016 Ted Lindsay Award as MVP as voted on by the NHLPA ... Won the Stanley Cup in 2010, 2013 and 2015 with Chicago.

CAREER

2018-19: Posted single-season highs with 66 assists and 110 points ... Finished fifth in goals (44), sixth in assists (66), third in points (110) and second in shots on goal (341) among NHL skaters ... Selected to the 2018-19 Second All-Star Team ... Finalist for the Ted Lindsay Award ... Named to his eighth All-Star Game appearance ... Became the third player in team history to score 40 or more goals at age 30 or older, joining Bobby Hull (1968-69, 1970-71, 1971-72) and Jim Pappin (1972-73) ... Recorded a hat trick on Dec. 27 vs. MIN ... Recorded a point in 20 straight games (17G, 26A) from Jan. 1 - Feb. 22 ... He became the seventh player in league history to record multiple point streaks of at least 20 games ... Posted a season-high five points (2G, 3A) on Jan. 20 vs. WSH ... Picked up his 900th career point on Feb. 1 at BUF ... Passed Steve Larmer for fourth in points in team history on March 7 vs. BUF ... Skated in his 900th career NHL game on April 1 vs. WP. **2017-18:** Paced Chicago in points (76), assists (49) and shots on goal (285) ... Finished second on the team in goals (27) ... One of four players to play in all 82 regular-season games (A. DeBrincat, D. Keith, B. Saad), marking the sixth time in his career he has done so ... Finished the regular season ranked fifth in franchise history in points (828) and goals (312) ... Tallied his 800th career point on Jan. 20 vs. NYI, the fifth player in franchise history to reach the mark ... Recorded his 500th career assist on Feb. 17 vs. WSH ... Selected to the 2018 NHL All-Star Game in Tampa Bay ... Registered a career-high five points (1G, 4A) on Jan. 9 at OTT ... Led the team with 19 multi-point games ... Collected a season-high seven game point streak from Nov. 11 - Nov. 27 (4G, 11A). **2016-17:** Led the club in goals (34), assists (55) and points (89), sharing second in the NHL ... One of three Chicago skaters to play in all 82 regular-season games (A. Panarin, R. Panik), marking the fifth time in his career he has done so ... Finished the regular season ranked sixth in franchise history in points (752), goals (285) and assists (467) ... Recorded two hat tricks (Feb. 23 vs. ARI, March 1 vs. PIT) ... Became the sixth player in team history to record 700 points with a goal and an



CAREER HIGHS

SOG	13	COL	2/22/19
GOALS	3		FIVE TIMES
ASSISTS	4	@ OTT	1/9/18
POINTS	5		TWICE
PIM	8	OTT	12/10/08

KANE VS. NHL

	GP	G	A	PTS	PIM
ANA	41	11	23	34	8
ARI	38	16	30	46	10
BOS	18	8	8	16	10
BUF	17	10	13	23	4
CAR	14	2	5	7	10
CBJ	44	19	34	53	22
CGY	40	21	26	47	10
COL	48	15	29	44	16
DAL	48	28	30	58	18
DET	47	14	28	42	20
EDM	40	16	36	52	24
FLA	19	9	13	22	16
LAK	39	12	24	36	8
MIN	49	21	25	46	12
MTL	16	7	7	14	6
NJD	18	8	12	20	8
NSH	61	23	34	57	18
NYI	16	11	11	22	8
NYR	16	5	8	13	2
OTT	16	7	15	22	10
PHI	15	4	10	14	4
PIT	15	4	17	21	10
SJS	39	8	22	30	10
STL	62	24	38	62	30
TBL	17	8	13	21	4
TOR	17	12	14	26	8
VAN	39	11	24	35	6
VKG	6	2	3	5	4
WPG	32	14	22	36	18
WSH	16	6	8	14	4
TOTALS	903	356	582	938	338

CAREER (CONT.)

assist on Dec. 29 at NSH ... Scored twice on a career-high 12 shots on Jan 15 vs. MIN ... Selected for the 2017 All-Star Game in Los Angeles ... Became the club's all-time leading U.S.-born goal-scorer (269) with a tally on Feb. 10 at WPG ... Named the NHL's Third Star for the month of March after recording 22 points (10G, 12A) in 16 outings ... Collected a goal and an assist in four games during the Western Conference First Round vs. NSH. **2015-16:** Set career highs across all offensive categories and led the NHL with 106 points, becoming the first U.S.-born player to capture the Art Ross Trophy as the NHL's leading scorer ... Ranked second in the league with 46 goals and third with 60 assists ... Shared second in the NHL with 17 power-play goals ... Voted captain of the Central Division team at the 2016 All-Star Game, marking his fifth career appearance ... Named NHL's first star for the month of November ... Recorded a career-long seven-game goal streak (Nov. 2-15) as part of a franchise-best 26-game point streak (16G, 24A) from Oct. 17-Dec. 13, marking the longest streak in the NHL since 1992-93 (M. Sundin, 30 games) ... Passed Eddie Olczyk and Phil Kessel for the longest streak by an American-born player at 18 games on Nov. 28 ... Collected his 600th NHL point (1G) on Dec. 8 vs. NSH ... Netted his first career regular-season hat trick and equaled a career high with four points (3G, 1A) on Jan. 15 at TOR ... Set a career high with his 31st goal of the season on Feb. 4 at ARI ... Posted his 400th career assist as part of a four-point night (1G, 3A) on Feb. 15 vs. TOR ... Tallied his career-best 89th point (1G) on March 6 vs. DET ... Recorded his second regular-season hat trick and tied a career best with four points (3G, 1A) on April 3 vs. BOS to reach the 100-point mark for the first time in his career, becoming the first Blackhawks player to reach the mark since 1993-94 (J. Roenicke, 107 points) ... Shared the team lead in assists (6) and points (7) in seven Stanley Cup Playoffs tilts. **2014-15:** Ranked second on the team with 27 goals and 64 points in 61 regular-season games ... Finished third on the team with 37 assists ... Earned his 500th career point (1A) on Oct. 26 vs. OTT ... Scored his 200th career goal on Jan. 20 vs. ARI ... Served as assistant captain on Team Foligno in his fourth All-Star Game ... Named NHL's second star in December ... Recorded five multigoal games and nine three-point games ... Missed the last 22 games of the regular season (Feb. 24-April 11) due to injury ... Shared the league lead with a team-high 23 points (11G, 12A) in 23 postseason game en route to the 2015 Stanley Cup championship ... Set a postseason career high in goals ... Logged a league-best seven-game point streak (6G, 4A) from April 21-May 7 ... Skated in his 100th career postseason contest in Game 1 of the Second Round vs. MIN on May 1, becoming the eighth youngest player in league history to reach the milestone ... Netted a goal in Game 2 of the Second Round vs. MIN on May 3 for his 100th career playoff point ... Notched two points (1G, 1A) in Game 6 of the Stanley Cup Final vs. TBL on June 15, including an assist on the game-winner and the insurance goal. **2013-14:** Posted 69 points (29G, 40A) in 69 regular-season games with Chicago ... Shared the team lead with 10 power-play goals and 25 power-play points ... Led the team with 39 road points (21G, 18A) ... Earned NHL First Star of the Month honors in November and December ... Was the only player in the NHL to record two point streaks of at least 10 games ... Led the team with 19 multi-point games and shared second with four three-point outings ... Recorded points in 12 consecutive games (8G, 9A) from Nov. 3-27 ... Registered assists in seven straight games (12A) from Nov. 30-Dec. 11, as part of a season-long 14-game point streak (8G, 17A) from Nov. 30-Dec. 28 ... Skated in a season-high 24:46 on Dec. 6 vs. ANA ... Tied his career high with three assists on Dec. 8 vs. FLA ... Posted his 300th career assist on Dec. 11 vs. PHI ... Took a career-high nine shots on goal on Dec. 27 vs. COL ... Skated in his 500th NHL game on Jan. 26 vs. WPG ... Missed 12 games due to injury (March 21-April 12) ... Recorded 20 points (8G, 12A) in 19 Stanley Cup Playoffs games ... Ranked fifth in the NHL and paced the club in points, marking the second straight postseason he has led the team in scoring ... Ranked second on the team in goals ... Shared the league lead with a career-high 4 GWG (J. Toews) ... Netted the overtime series-clinching GWG in Game 6 at MIN on May 13 ... Set a playoff career high in assists and points (4A) in Game 5 vs. LAK on May 28 ... Collected two four-game point streaks (April 23-May 2, 4G, 3A; May 26-June 1, 2G, 8A). **2012-13:** Split the season between Chicago and Switzerland's EHC Biel ... Ranked fifth in the NHL with a team-high 55 points (23G, 32A) in 47 regular-season games ... Shared the team lead with 23 goals, fifth-most in the league ... Paced team forwards with 20:03 of average ice time ... Shared 13th in the league with a team-high 17 power-play points (8G, 9A) ... Was one of two NHL players to register two separate point streaks of eight-plus games (March 10-29, 6G, 9A; Feb. 2-15, 7G, 5A) ... Skated in his 400th NHL game on Jan. 19 at LAK ... Notched his 400th career point with an assist on March 14 at CBJ ... Skated a season-high 25:21 on March 20 at ANA ... Named a finalist for the 2013 Lady Byng Memorial Trophy ... Ranked fourth on the club with 23 points (13G, 10A) in 20 regular-season games with Biel ... Ranked third on the team with 13 goals ... Earned silver with HC Davos in the Spengler Cup Championship ... Registered five points (4G, 1A) in as many games during the tournament, including the game-winner in the semifinal ... Won the 2013 Conn Smythe Trophy as the most valuable player of the Stanley Cup Playoffs ... Shared second in the league with a team-high 19 points in 23 postseason games en route to the 2013 Stanley Cup championship ... Shared second in the NHL with nine goals and ninth with 10 assists ... Netted his second career playoff hat trick, including the series-clinching goal in double overtime, in Game 5 of the Western Conference Final vs. LAK on June 8 ... Recorded a postseason career-high 37:49 TOI on June 12 in Game 1 of the Stanley Cup Final vs. BOS. **2011-12:** Ranked second on the club with 43 assists and third with 66 points (23G, 43A) in 82 regular-season games ... Became the third player in franchise history with 20 or more goals in each of his first five NHL seasons (J. Toews, D. Savard) ... Ranked second on the team with 15 goals and 38 points at home ... Paced club forwards with 20 assists on the road ... Won a career-high 240 faceoffs ... Finished sixth in the NHL with a team-high six shootout goals, while his four game-deciding markers shared second in the league ... Potted a goal for the victorious Team Chara at the 2012 NHL All-Star Game in Ottawa, his third career appearance ... Voted as the winner in the Breakaway Challenge during the 2012 All-Star Skills Challenge ... Logged a season-high 25:21 of ice time on Dec. 11 vs. SJS ... Paced Blackhawks forwards in total, even-strength and power-play TOI ... Registered six points (3G, 3A) during a five-game point streak from March 9-18 ... Notched eight points (1G, 7A) during a five-game point streak from Nov. 29-Dec. 8 ... Equaled a career high with three assists on Nov. 4 at TBL ... Led the team with four assists in six postseason appearances vs. ARI in the Western Conference Quarterfinals ... Shared second among club forwards with a postseason career-high average TOI of 21:58 ... Notched two assists and tallied a postseason career-high 7 SOG in Game 1 on April 12. **2010-11:** Collected a team-best 46 assists and ranked second with 73 points in 73 regular-season contests ... Paced the Blackhawks with 22 goals and shared the club lead with 49 points at even strength ... Posted 21 multi-point outings and shared the club lead with six three-point efforts ... Became the second-youngest player in franchise history to collect his 200th career assist (D. Savard) on April 10 vs. DET ... Recorded his 300th NHL point with a goal on April 5 at MTL, becoming the second-youngest player in franchise history to do so (D. Savard) ... Became the third-youngest player in franchise history to reach the 100-goal plateau (J. Roenicke, B. Hull) on March 14 vs. SJS ... Reached the 300-game milestone on March 4 vs. CAR ... Compiled a season-long seven-game point streak from Feb. 27-March 9 (3G,

LEADERSHIP

PLAYERS

2010-19

OPPONENTS

TRADITION

RECORDS

PLAYOFFS

HISTORY

MINORS

MEDIA

CAREER (CONT.)

6A) ... Collected one assist for Team Lidstrom in the 2011 NHL All-Star Game, the second All-Star Game of his career ... Registered his first multi-goal effort and his first three-point outing of the year (2G, 1A) on Nov. 6 at ATL ... Missed nine games due to injury (Oct. 15, Dec. 8-26) ... Paced the Blackhawks with five assists and shared the club lead with six points (1G, 5A) in seven games during the WCOF vs. VAN. **2009-10:** Led the Blackhawks and American-born NHL players, and ranked ninth in the NHL, with 88 points (30G, 58A) ... Paced the team with 28 power-play points (9G, 19A) ... Led the club with 23 multi-point games, including a team-best five three-point outings ... Became the youngest player (21y, 68d) in Blackhawks franchise history to reach the 200-point plateau with an assist on Jan. 26 at EDM ... Collected his 100th NHL assist on Oct. 12 vs. CGY ... Tied a career high with three assists on Jan. 16 at CBJ ... Compiled a season-long 11-game point streak (9G, 9A) from Dec. 22-Jan. 9, including a five-game goal streak (7G) from Dec. 22-29 ... Skated in his 200th regular-season game on Dec. 27 vs. NSH ... Recorded 13 points (5G, 8A) over a nine-game point streak from Oct. 30-Nov. 21 ... Scored in five straight games (5G) from Nov. 11-21 ... Tallied four points (2G, 2A) to lead the team in scoring during NHL Premiere 2009 in Helsinki, Finland, from Oct. 2-3 ... Scored at 4:06 of overtime in Game 6 of the Stanley Cup Final on June 9 at Wachovia Center in Philadelphia to give the Blackhawks a 4-3 victory and clinch the organization's first Stanley Cup since 1961 ... Ranked third in the league with a career-high 28 postseason points ... Tied for second with a career-high 18 assists ... Registered at least one point in 18 of 22 postseason tilts ... Paced Chicago with nine multi-point games in the playoffs ... Led the Blackhawks with eight points (3G, 5A) in the SCF ... Scored the first shorthanded goal of his NHL career at 19:46 of the third period in Game 5 of the WCOF vs. NSH on April 24. **2008-09:** Ranked second on the club with 70 points, shared second with 45 assists and finished fifth with 25 goals in 80 regular-season games ... Paced Chicago with 13 PPG and 35 power-play points ... Led the team with 36 road points and shared the lead with 17 road goals ... Named to the Western Conference starting lineup for the 2009 NHL All-Star Game in Montreal, finishing as the team's leading vote-getter ... Netted two points (1G, 1A) in his first NHL All-Star Game ... Participated in the Fan Fav NHL Breakaway Challenge during the skills competition ... Led the club with 254 shots on goal and paced team forwards with 18:39 of average TOI ... Posted a season-long five-game point streak on six different occasions ... Notched 16 multi-point performances, including six with a season-high three points, and two multi-goal games ... Accrued a career-high 8 PIM on Dec. 10 vs. OTT ... Missed two games due to injury (Jan. 4-6) ... Led the club with nine goals and ranked second with 14 points in 16 contests during his Stanley Cup Playoffs debut ... Paced Chicago with six goals and eight points in six games in the Western Conference Semifinals vs. VAN ... Became the third-youngest player (20y, 173d) in Stanley Cup Playoffs history at the time to post a hat trick (T. Kennedy, W. Gretzky) when he netted his first professional hat trick in the series-clinching Game 6 of the WCSF on May 11 ... Netted two goals in Game 1 of the WCSF vs. VAN on April 30 ... Posted a three-game goal-scoring and multi-point streak from April 27-May 2 ... Netted his first NHL postseason goal on April 22 at CGY ... Tallied two points (1G, 1A) on April 27 in Game 6 vs. CGY ... Missed Game 3 of the WCOF on April 20 at CGY due to injury ... Posted his first NHL playoff point (1A) on April 18 vs. CGY ... Netted Chicago's first goal of the regular season on Oct. 10 and the final marker of the team's playoff run on May 27. **2007-08:** Captured the 2008 Calder Trophy as the NHL's top rookie, becoming the eighth Blackhawks player to accomplish the feat ... Led the team and NHL rookies with 72 points (21G, 51A) in 82 regular-season games ... Established a franchise rookie record with 51 assists, which paced the team and ranked second among league rookies ... Led the squad and NHL rookies with 28 power-play points ... Shared the NHL lead with seven shootout goals and converted 7 of 9 attempts during the season ... Collected a career-high four points (2G, 2A) on Oct. 23 vs. CBJ ... Dished out a career-most three assists on Nov. 28 vs. TBL ... Tallied two goals in the YoungStars Game during the 2008 NHL All-Star Game in Atlanta ... Named the NHL's Rookie of the Month for October after registering 16 points (5G, 11A) ... Notched a season-long six-game point streak (1G, 6A) from Dec. 23-Jan. 4 ... Scored his first NHL goal on Oct. 19 vs. COL as part of a three-point night ... Netted the game-winning shootout goal vs. DET on Oct. 6 after posting his first career NHL point (1A) in regulation. **2006-07:** Captured the Ontario Hockey League scoring title with 145 points (62G, 83A) in 58 regular-season games with the London Knights ... Earned the Emms Family Award as the OHL Rookie of the Year and was runner-up for the Red Tilson Trophy as OHL MVP.

INTERNATIONAL CAREER

Selected as captain for Team USA for the second straight year at the 2019 IIHF World Championship where he led the team with 10 assists and 12 points ... Named captain for the United States at the 2018 IIHF World Championship in Copenhagen/Herning, leading the tournament in assists (12) and points (20) in ten games ... Paced the United States in goals (8), assists (12) and points (20) ... Voted the World Championship's Most Valuable Player ... Named to the IIHF World Championship All-Star Team ... Captured the bronze medal for the United States. Represented Team USA at the 2016 World Cup of Hockey, tallying two assists in three tilts ... Made his second career Olympic appearance at the 2014 Winter Games in Sochi, tallying four assists in six games with Team USA ... Ranked third among American forwards with 17:42 of ice time per game ... Was the second-youngest medalist in hockey at the 2010 Winter Olympic Games in Vancouver, earning a silver medal as the youngest member of the USA squad ... Ranked third on Team USA with five points (3G, 2A), including four points in the medal rounds against Finland (2G) and Canada (2A) ... Represented Team USA at the 2008 World Junior Championship and was selected to the First All-Star Team after sharing first on the team with 10 points (3G, 7A) ... Won a gold medal at the 2006 U18 WJC, leading the team in goals (7) and pacing the tournament with 12 points in six games ... Led the USA U17 Select Team with seven points in four games at the 2004 U17 Five Nations Tournament in Halle, Germany.

LEADERSHIP
PLAYERS
2019-19
OPPONENTS
TRADITION
RECORDS
PLAYOFFS
HISTORY
MINORS
MEDIA

CAREER STATISTICS

REGULAR SEASON

PLAYOFFS

SEASON	TEAM	LEAGUE	GP	G	A	PTS	+/-	PIM	GP	G	A	PTS	+/-	PIM
2003-04	Detroit	MWEHL	70	83	77	160	-	-	-	-	-	-	-	-
2004-05	USNTDP	UI7	63	32	38	70	-	16	9	7	8	15	0	2
2005-06	USNTDP	UI8	58	52	50	102	-	22	-	-	-	-	-	-
	USA	WJC UI8	6	7	5	12	5	2	-	-	-	-	-	-
2006-07	London	OHL	58	62	83	145	42	52	16	10	21	31	2	16
	USA	WJC	7	5	4	9	2	4	-	-	-	-	-	-
2007-08	CHICAGO	NHL	82	21	51	72	-5	52	-	-	-	-	-	-
	USA	WC	7	3	7	10	0	0	-	-	-	-	-	-
2008-09	CHICAGO	NHL	80	25	45	70	-2	42	16	9	5	14	-9	12
2009-10	CHICAGO	NHL	82	30	58	88	16	20	22	10	18	28	-2	6
	USA	OLY	6	3	2	5	4	2	-	-	-	-	-	-
2010-11	CHICAGO	NHL	73	27	46	73	7	28	7	1	5	6	-1	2
2011-12	CHICAGO	NHL	82	23	43	66	7	40	6	0	4	4	1	10
2012-13	CHICAGO	NHL	47	23	32	55	11	8	23	9	10	19	7	8
2013-14	Biel	Swiss	20	13	10	23	-	6	-	-	-	-	-	-
	CHICAGO	NHL	69	29	40	69	7	22	19	8	12	20	5	8
2014-15	USA	OLY	6	0	4	4	2	6	-	-	-	-	-	-
	CHICAGO	NHL	61	27	37	64	10	10	23	11	12	23	7	0
2015-16	CHICAGO	NHL	82	46	60	106	17	30	7	1	6	7	-1	14
2016-17	CHICAGO	NHL	82	34	55	89	11	32	4	1	1	2	-3	2
	USA	W-CUP	3	0	2	2	-4	0	-	-	-	-	-	-
2017-18	CHICAGO	NHL	82	27	49	76	-20	32	-	-	-	-	-	-
	USA	WC	10	8	12	20	-2	0	-	-	-	-	-	-
2018-19	CHICAGO	NHL	81	44	66	110	2	22	-	-	-	-	-	-
	USA	WC	8	2	10	12	0	4	-	-	-	-	-	-
NHL TOTALS			903	356	582	938	61	338	127	50	73	123	4	62

LEADERSHIP

PLAYERS

2018-19

OPPONENTS

TRADITION

RECORDS

PLAYOFFS

HISTORY

MINORS

MEDIA

DUNCAN KEITH

DUNCAN KEITH

DEFENSE • 2

SHOOTS: **LEFT**

HEIGHT: **6'1"** WEIGHT: **192**

BIRTHDATE: **JULY 16, 1983**

BIRTHPLACE: **WINNIPEG, MANITOBA**

HOMETOWN: **PENTICTON, BRITISH COLUMBIA**



DRAFT POSITION

Blackhawks' second-round selection (54th overall) in the 2002 National Hockey League Draft.

CAREER HIGHLIGHTS

Passed Bobby Hull (1036) for third most games played in team history on Jan. 1 vs. BOS ... Skated in his 1,000th career game on Oct. 13 vs. STL ... Posted career-best numbers in the 2009-10 regular season with 14 goals, 55 assists and 69 points ... Matched his career best with 55 assists in 2013-14 ... Has led Chicago in average ice time for 12 consecutive seasons ... Is one of four defensemen in franchise history to reach the 30-point mark in 10 or more seasons and one of three to record two seasons of 60-plus points (C. Chelios, D. Wilson) ... Recorded a regular-season career-high ice time of 34:32 on March 9, 2011 at TBL ... Recorded a career-long eight-game point and assist streak (10A) from Nov. 19-Dec. 3, 2013 ... Skated in his 900th NHL game on March 10, 2017 at DET ... Earned the 2015 Conn Smythe Trophy as the Most Valuable Player in the postseason ... Notched playoff career bests in assists (18) and points (21, tying a franchise record among defensemen) during the 2015 postseason ... Skated in a postseason career-high 49:51 of TOI on May 19, 2015, in Game 2 of the Western Conference Final vs. ANA ... Set a playoff career-long five-game assist streak (8A) from May 23-June 3, 2015 ... Won the gold medal with Team Canada at the 2010 and 2014 Winter Olympics ... Named to four NHL All-Star Games (2008, 2011, 2015, 2017) ... Two-time winner of the James Norris Trophy as the NHL's top defenseman (2010, 2014) ... Won the Stanley Cup in 2010, 2013 and 2015 with Chicago.

CAREER

2018-19: Skated in all 82 games for the sixth time in his career, notching 40 points (6G, 34A) ... Led the Blackhawks in plus-minus (+13) ... Passed Bobby Hull (1,036) for third most games played in team history on Jan. 1 vs. BOS ... Skated in his 1,000th career game on Oct. 13 vs. STL ... Notched three assists on Oct. 7 vs. TOR. **2017-18:** Played in all 82 regular-season games for the fifth time in his career ... Led Blackhawks skaters in TOI/G (23:50) for the 13th straight year ... Notched two goals and paced Chicago blueliners with 30 assists ... Recorded six multi-point games ... Tallied an assist in two straight games to open the 2017-18 campaign ... Compiled a season-long four-game point streak (5A) from Oct. 14 - 21 ... Scored his first goal of the year on Feb. 15 vs. ANA. **2016-17:** Led Blackhawks defensemen in goals (6), assists (47) and points (53) in 80 regular-season games ... Collected two assists on Dec. 15 vs. NYI to pass P. Pilote for fourth-most points (478) by a Blackhawks defenseman ... Tallied his 400th career assist on Jan. 5 ... Selected to the 2017 All-Star Game in Los Angeles ... Dished out an assist for his 500th career point on Feb. 26 vs. STL ... Recorded assists in four straight games (4A) from Feb. 26-March 4 ... Became the eighth player in team history to skate in 900 games on March 10 at DET ... Collected one helper in four games in the Western Conference First Round vs. NSH. **2015-16:** Ranked second among team defensemen with 43 points (9G, 34A) in 67 regular-season games ... Ranked second on the team with 179:32 of shorthanded ice time and fourth with 116 blocked shots ... Recorded a six-game point streak (2G, 6A) from Nov. 25-Dec. 6 ... Became the sixth defenseman in franchise history to reach 800 games played on Jan. 10 vs. COL ... Logged a season-high 31:38 on Feb. 4 at ARI ... Missed 10 games (Oct. 22-Nov. 12) due to injury and six games (April 1-13) due to suspension ... Led team defensemen with five points (3G, 2A) in six postseason games during the WCFR vs. STL ... Missed Game 1 due to suspension. **2014-15:** Led club defensemen with 45 points and ranked fourth on the team with 35 assists ... Ranked seventh in the NHL with a team-high 25:33 of ice time, marking the 10th consecutive season he has led the club in TOI ... Notched five



CAREER HIGHS

SOG	8			TWICE
GOALS	2			TWICE
ASSISTS	4	@ CBJ	03/20/12	
POINTS	4	@ CBJ	03/20/12	
PIM	29	@ NSH	12/01/18	

KEITH VS. NHL

	GP	G	A	PTS	PIM
ANA	47	5	18	23	29
ARI	48	3	26	29	24
BOS	19	3	6	9	4
BUF	19	4	11	15	12
CAR	18	0	3	3	2
CBJ	63	6	31	37	35
CGY	49	4	20	24	36
COL	57	3	31	34	24
DAL	58	5	27	32	28
DET	63	7	28	35	34
EDM	48	8	24	32	24
FLA	19	1	8	9	2
LAK	48	4	27	31	14
MIN	54	5	18	23	26
MTL	18	0	7	7	10
NJD	17	1	11	12	4
NSH	77	6	36	42	71
NYI	19	0	11	11	6
NYR	19	1	10	11	4
OTT	18	2	11	13	8
PHI	18	2	5	7	0
PIT	18	1	6	7	12
SJS	49	5	18	23	43
STL	76	10	28	38	56
TBL	17	2	8	10	12
TOR	18	3	16	19	8
VAN	48	3	17	20	49
VKG	6	0	3	3	4
WPG	32	3	12	15	18
WSH	17	1	8	9	6
TOTALS	1077	98	485	583	605

ALTERNATE CAPTAIN • DEFENSE • 2

CAREER (CONT.)

multi-point outings and four four-game point streaks ... Skated in his 700th NHL game on Nov. 7 vs. WSH ... Made his third career NHL All-Star Game appearance on Jan. 25 in Columbus, registering one assist ... Tallied his 400th career point with the game-winning goal on Jan. 30 at ANA ... Paced league defensemen with a career-best 18 assists and 21 points in 23 postseason contests en route to the 2015 Stanley Cup championship ... Equalled a franchise record for points by a defenseman in one playoff year ... Became the fourth skater in league history to log 700 minutes in one playoff year since TOI was introduced as an official stat in 1998 ... Skated in his 100th career postseason game in Game 1 of the Second Round vs. MIN on May 1 ... Registered a playoff career-high 49:51 of TOI on May 19 in Game 2 of the Western Conference Final vs. ANA ... Set a playoff career-long five-game assist streak (8A) from May 23-June 3 ... Netted the Stanley Cup-clinching goal in Game 6 of the Stanley Cup Final vs. TBL on June 15 to help Chicago win the championship on home ice for the first time since since April 12, 1938 ... Won the 2015 Conn Smythe Trophy as the most valuable player in the postseason, the first defenseman to do so since 2007 (S. Niedermayer). **2013-14:** Awarded the 2014 Norris Trophy as the league's best defenseman ... Paced team blueliners and ranked second among NHL defensemen with 61 points (6G, 55A) in 79 regular-season games ... Ranked sixth in the league and matched his career high with a club-most 55 assists ... Ranked seventh among league blueliners with 198 shots on goal ... Led the team with 24:38 TOI per game ... Recorded a career-long eight-game point and assist streak (10A) from Nov. 19-Dec. 3 ... Reached the 40-assist mark in 46 games, the quickest for a defenseman in franchise history ... Posted his 300th career assist on March 16 vs. DET ... Named the NHL's Third Star for the week ending Dec. 1 ... Shared sixth among NHL defensemen with 12 multi-point games ... Missed one game due to illness (Jan. 23) ... Registered 11 points (4G, 7A) in 19 Stanley Cup Playoffs games ... Ranked second among team defensemen in scoring ... Ranked sixth in the NHL with a team-high 27:49 of average ice time ... Equalled a playoff career high with four points and three assists in Game 6 of the Western Conference First Round vs. STL on April 27, and was one of only two NHL defensemen to record four points in a single game during the postseason. **2012-13:** Paced team defensemen and shared fourth on the club with 27 points (3G, 24A) in 47 regular-season games ... Shared fifth among NHL defensemen in assists ... Recorded a career-high 19 PIM on Feb. 5 at SJS ... Posted five multi-point games, including two three-point outings ... Registered a season-high three assists on March 25 vs. LAK, including his 300th NHL helper ... Appeared in his 600th NHL game on April 12 vs. DET ... Skated in a season-high 30:30 on April 20 vs. ARI ... Shared third among league defensemen with 13 points in 22 postseason games en route to the 2013 Stanley Cup championship ... Shared first on the team and seventh in the league with 11 helpers ... Registered over 40 minutes of ice time in back-to-back games, including a postseason-high 48:40 on June 12 in Game 1 of the Stanley Cup Final vs. BOS ... Missed one game due to suspension (June 6). **2011-12:** Led team defensemen with 36 assists and 40 points in 74 regular-season tilts ... His 36 helpers shared third on the team ... Shared first in the NHL with a team-high 26:53 TOI per game, marking the seventh consecutive season in which he led Chicago in ice time ... Paced team defensemen with nine multi-point efforts and 162 shots on goal ... Led Blackhawks defensemen with four goals and ranked second with 19 points at the United Center ... Collected his 200th NHL assist on Nov. 18 at CGY ... Posted a season-long five-game point streak (2G, 4A) from Nov. 10-18 ... Registered a season-high six blocked shots on Jan. 31 at VAN ... Notched a career-high four assists on March 20 at CBJ ... Missed three games due to injury (Nov. 3-6) and five games due to suspension (March 25-April 1) ... Registered one assist in six postseason appearances in the 2012 Western Conference Quarterfinals vs. ARI ... Led the league with a postseason career-high average TOI of 30:15. **2010-11:** Ranked second among club defensemen with seven goals, 38 assists and 45 points ... Led the NHL for the first time in his career with 26:53 of ice time per game, his sixth straight season pacing the club in TOI ... Finished second among team blueliners with nine multi-point efforts, including one season-high three-point outing (Oct. 29 vs. EDM, 3A) ... Voted by fans as one of two starting defensemen for the 2011 NHL All-Star Game in Raleigh ... Collected one assist for Team Lidstrom in his second career All-Star appearance ... Recorded a season-high 6 SOG twice (Jan. 25 vs. MIN, Feb. 27 vs. ARI) ... Logged more than 30:00 of ice time 13 times, including a regular-season career-high 34:32 on March 9 at TBL ... Netted a team-best four goals and tied for the club lead with six points in seven games vs. VAN in the 2011 WCQF ... Logged a team-high 26:55 TOI per game ... Notched the GWG in Game 4 on April 19 ... Registered a postseason career-high four points (2G, 2A) in Game 5 on April 21. **2009-10:** Won the 2010 James Norris Memorial Trophy as the NHL's top defenseman ... Ranked second on the team and second among NHL defensemen with a career-high 69 points, including career bests in goals (14) and assists (55) ... Posted the most points by a Chicago defenseman since 1995-96 (C. Chelios, 72) ... Led league blueliners in goals (10), assists (38) and points (48) at even strength ... Ranked second among NHL defensemen with 15 multi-point outings ... Led league defensemen and shared third overall with five shorthanded points (1G, 4A) ... Ranked second on the club with 143 blocked shots ... Paced the club for the fifth consecutive season and ranked second in the league with an average TOI of 26:35 ... Collected his 100th NHL assist on Oct. 14 vs. EDM ... Recorded a multi-goal game in a three-point night (2G, 1A) on Jan. 7 at BOS ... Registered assists in seven consecutive games from Dec. 18-29, marking the team's longest assist streak of the campaign ... Collected a season-high three assists twice (Nov. 19 at CGY, Nov. 25 at SJS) ... Logged over 30:00 eight times, including a season-high 32:40 on March 14 vs. WSH ... Finished second among NHL defensemen with 17 points (2G, 15A) in 22 playoff tilts, helping the Blackhawks win the 2010 Stanley Cup championship ... Ranked third on the club with a career-best 15 assists in the postseason ... Recorded three multi-point outings ... Established a postseason career high with three assists in Game 4 of the Stanley Cup Final on June 4 at PHI ... Paced blueliners and ranked seventh overall in the postseason with 61 SOG. **2008-09:** Led NHL defensemen and tied for fourth overall in the league with a career-high +33 plus/minus rating ... Shared the lead among team defensemen with eight goals and ranked second among team blueliners with 36 assists and 44 points in 77 regular-season games ... Led the Blackhawks in TOI for the fourth consecutive season, averaging 25:34 per game and ranking seventh in the league ... Posted points in five straight contests (1G, 5A) from Jan. 11-31 ... Posted a season-high three assists on March 22 vs. LAK ... Recorded 13 multi-point performances ... Tallied the overtime winner on Dec. 19 at CGY, his 100th career NHL point ... Logged a season-high 32:00 TOI on Oct. 18 at STL ... Missed four games due to injury (Jan. 16-21), snapping a streak of 273 consecutive games ... Collected six assists and 10 PIM in 17 games during his Stanley Cup Playoffs debut ... Ranked second on Chicago in average TOI (24:38) and third in blocked shots (30) ... Tallied his first career postseason points (2A) in Game 1 of the Western Conference Semifinals vs. VAN on April 30 ... Tallied assists in three straight games (4A) from April 30-May 5. **2007-08:** Played 82 regular-season games for the second consecutive season ... Led the squad for the third straight season with 25:33 of average TOI ... Logged a season-high 34:14 TOI on Jan. 8 vs. MTL

DUNCAN KEITH

LEADERSHIP

PLAYERS

2018-19

OPPONENTS

TRADITION


RECORDS

PLAYOFFS

HISTORY

MINORS

MEDIA



CAREER (CONT.)

... Skated in his 200th career NHL tilt on Dec. 30 vs. LAK ... Paced team defensemen with 12 goals and shared first with 32 points ... Represented Chicago at the 2008 NHL All-Star Game in Atlanta ... Notched a season-high two points five times, including a season-best two assists twice ... Tallied a point in a season-long three straight games (1G, 2A) from Feb. 2-7. **2006-07:** Led team defensemen with 29 assists and 31 points while skating in all 82 regular-season tilts ... Paced the squad in average TOI (23:35) and blocked shots (148) ... Awarded his first career penalty shot on March 30 against CBJ (no goal). **2005-06:** Made his NHL debut, posting 21 points (9G, 12A) in 81 regular-season contests with Chicago ... Ranked second among NHL rookie blueliners with a team-high 23:25 average TOI and shared fourth among NHL first-year defensemen with nine goals ... Skated 24:18 in his NHL debut on Oct. 5 vs. ANA ... Accrued a career-high 79 PIM. **2004-05:** Recorded 17 assists and 26 points in 79 regular-season games with the American Hockey League's Norfolk Admirals ... Posted the only hat trick of his professional career on Feb. 18 vs. Hershey ... Racked up 14 PIM and was held scoreless in six Calder Cup Playoffs contests. **2003-04:** Made his professional debut in 75 regular-season games with Norfolk, posting seven goals, 25 points and 44 PIM ... Made his professional postseason debut, accruing two points (1G, 1A) in eight tilts. **2002-03:** Split the season between the Western Hockey League's Kelowna Rockets and the Central Collegiate Hockey League's Michigan State ... Amassed 46 points (11G, 35A) in 37 regular-season matchups with Kelowna ... Added 14 points (3G, 11A) in 19 playoff outings with Kelowna ... Opened the season with Michigan State, posting three goals and five assists in 13 contests. **2001-02:** Recorded 15 points (3G, 12A) and 18 PIM in 41 games with Michigan State. **2000-01:** Played in 60 games for Pentiction of the British Columbia Hockey League, accruing 64 assists, 82 points and 61 PIM ... Appeared in nine playoff games for Pentiction, registering 10 points (4G, 6A) and 18 PIM.

INTERNATIONAL CAREER

Won a gold medal with Team Canada at the 2014 Olympic Games in Sochi, tallying one assist in six games ... Led Team Canada at the 2012 World Championship with 10 assists and 11 points in eight games, while averaging a team-high 22:28 TOI ... Won a gold medal with Team Canada at the 2010 Winter Olympic Games in Vancouver ... Tied for 10th in the tournament and second among defensemen with six points (6A) ... Led Team Canada with an average TOI of 20:44 ... Skated for Team Canada at the 2008 IIHF World Championship, accruing two assists and 6 PIM in nine games.

CAREER STATISTICS

REGULAR SEASON

PLAYOFFS

SEASON	TEAM	LEAGUE	GP	G	A	PTS	+/-	PIM	GP	G	A	PTS	+/-	PIM
1998-99	Pentiction	BCAHA	44	51	57	108	-	45	-	-	-	-	-	-
1999-2000	Pentiction	BCHL	59	9	27	36	-	37	-	-	-	-	-	-
2000-01	Pentiction	BCHL	60	18	64	82	-	61	9	4	6	10	-	18
2001-02	Michigan State	NCAA	41	3	12	15	-	18	-	-	-	-	-	-
2002-03	Kelowna	WHL	37	11	35	46	32	60	19	3	11	14	5	12
	Michigan State	NCAA	15	3	6	9	-	8	-	-	-	-	-	-
2003-04	Norfolk	AHL	75	7	18	25	-8	44	8	1	1	2	-2	6
2004-05	Norfolk	AHL	79	9	17	26	-	78	6	0	0	0	-3	14
2005-06	CHICAGO	NHL	81	9	12	21	-11	79	-	-	-	-	-	-
2006-07	CHICAGO	NHL	82	2	29	31	-	76	-	-	-	-	-	-
2007-08	CHICAGO	NHL	82	12	20	32	30	56	-	-	-	-	-	-
	Canada	WC	9	0	2	2	-	6	-	-	-	-	-	-
2008-09	CHICAGO	NHL	77	8	36	44	33	60	17	0	6	6	1	10
2009-10	CHICAGO	NHL	82	14	55	69	21	51	22	2	15	17	2	10
	Canada	OLY	7	0	6	6	6	2	-	-	-	-	-	-
2010-11	CHICAGO	NHL	82	7	38	45	-1	22	7	4	2	6	-3	6
2011-12	CHICAGO	NHL	74	4	36	40	15	42	6	0	1	1	1	2
	Canada	WC	8	1	10	11	7	0	-	-	-	-	-	-
2012-13	CHICAGO	NHL	47	3	24	27	16	31	22	2	11	13	10	18
2013-14	CHICAGO	NHL	79	6	55	61	22	28	19	4	7	11	7	8
	Canada	OLY	6	0	1	1	6	4	-	-	-	-	-	-
2014-15	CHICAGO	NHL	80	10	35	45	12	20	23	3	18	21	16	4
2015-16	CHICAGO	NHL	67	9	34	43	13	26	6	3	2	5	3	2
2016-17	CHICAGO	NHL	80	6	47	53	22	16	4	0	1	1	-6	2
2017-18	CHICAGO	NHL	82	2	30	32	-29	28	-	-	-	-	-	-
2018-19	CHICAGO	NHL	82	6	34	40	13	70	-	-	-	-	-	-
NHL TOTALS			1077	98	485	583	156	605	126	18	63	81	31	62

LEADERSHIP

PLAYERS

2018-19

OPPONENTS

TRADITION

RECORDS

PLAYOFFS

HISTORY

MINORS

MEDIA

SLATER KOEKKOEK

DEFENSE • 68

SHOOTS: **LEFT**

HEIGHT: **6'1"** WEIGHT: **191**

BIRTHDATE: **FEB. 18, 1994**

BIRTHPLACE: **NORTH DUNDAS, ONTARIO**



DRAFT POSITION

Lightnings' first-round selection (10th overall) in the 2012 National Hockey League Draft.

CAREER TRANSACTIONS

Traded by TBL to Chicago with a fifth-round pick in the 2019 National Hockey League Draft in exchange for Jan Rutta.

CAREER HIGHLIGHTS

Made his NHL debut on March 31 at TOR ... Tallied a season-high four goals and eight points while matching a season high with four helpers during the 2017-18 season ... Posted his first career NHL goal as part of a two-goal performance on Oct. 12, 2017 vs. PIT ... Skated in first career Stanley Cup Postseason game on April 30 vs. NYI.

CAREER

2018-19: Spent time with the Blackhawks, Tampa Bay Lightning and Syracuse Crunch of the American Hockey League ... Acquired by Chicago on Jan. 11 ... Notched a goal and four assists in 22 regular-season games with the Blackhawks ... Recorded a point (3A) in three straight games from March 2-16 ... Matched a season high with six hits on March 28 at SJS ... Tallied his first goal as a Blackhawk on April 5 vs. DAL ... Had a goal in nine games with TBL ... Registered one helper in five games with the Crunch. **2017-18:** Matched a season high with four assists while recording season highs in goals (4), points (8) and games played (35) with TBL ... Netted his first two career NHL markers on Oct. 12 vs. PIT. **2016-17:** Split the season between the Lightning and Crunch ... Tallied four assists in 29 games with TBL ... Notched two goals and 11 helpers in 48 games with Syracuse ... Added seven points (1G, 6A) in 22 Calder Cup Playoff games. **2015-16:** Spent time with Tampa Bay and Syracuse ... Had an assist in nine games with TBL ... notched his first career NHL point with an assist on March 7 at PHI ... Appeared in 10 Stanley Cup Playoff games with the Lightning ... Made his postseason debut on April 30 vs. NYI ... Picked up his first career postseason point with a helper on May 24 vs. PIT ... Recorded five goals and 10 assists in 60 regular-season games with Syracuse. **2014-15:** Spent time with the Lightning and Syracuse Crunch of the American Hockey League ... Skated in three games for the Lightning ... Made his NHL debut on March 31 at TOR ... Notched 26 points (5G, 21A) in 72 regular-season games with the Crunch ... Led all Syracuse blueliners with 21 assists ... Added one helper in three Calder Cup Postseason games. **2013-14:** Served as alternate captain for Windsor ... Recorded career highs for goals (15), assists (38) and points (53) ... First among Spitfire defensemen for goals, assists and points ... Shared sixth among OHL blueliners in points. **2012-13:** Served as captain for the Peterborough Petes ... Had 28 points (6G, 22A) in 40 games with the Petes ... Also notched an assist in two games with the Windsor Spitfires of the Ontario Hockey League. **2011-12:** Scored 18 points (5G, 13A) in 26 games with Peterborough. **2010-11:** Recorded 23 points (7G, 16A) in 65 games with the Peterborough Petes of the Ontario Hockey League.

INTERNATIONAL CAREER

Represented his country at the 2011 IIHF U18 World Junior Championship, tallying one goal and one assist in seven games.



CAREER HIGHS

SOG	5	@ BUF	11/17/16
GOALS	2	PIT	10/12/17
ASSISTS	2	@ NYI	11/1/16
POINTS	2	TWICE	
PIM	4	OTT	2/18/19

KOEKKOEK VS. NHL

	GP	G	A	PTS	PIM
ANA	2	0	0	0	0
ARI	4	0	0	0	0
BOS	3	0	1	1	0
BUF	5	0	1	1	4
CAR	3	0	0	0	2
CBJ	3	0	0	0	0
CGY	2	0	0	0	0
COL	3	0	0	0	2
DAL	2	1	0	1	0
DET	6	0	0	0	4
EDM	4	0	0	0	2
FLA	3	0	0	0	2
LAK	2	0	2	2	0
MIN	1	0	0	0	2
MTL	4	0	1	1	0
NJD	4	0	1	1	2
NSH	6	1	1	2	0
NYI	7	0	4	4	4
NYR	2	0	0	0	0
OTT	6	1	0	1	6
PHI	5	0	2	2	0
PIT	5	2	0	2	2
SJS	5	1	0	1	4
STL	3	0	0	0	2
TOR	3	0	0	0	0
VAN	4	0	0	0	2
VGK	2	0	0	0	2
WPG	3	0	0	0	2
WSH	5	0	0	0	0
TOTALS	107	6	13	19	44

CAREER STATISTICS

REGULAR SEASON

PLAYOFFS

Season	Team	League	GP	G	A	PTS	+/-	PIM	GP	G	A	PTS	+/-	PIM
2010-11	Peterborough	OHL	65	7	16	23	-29	67	-	-	-	-	-	-
2011-12	Peterborough	OHL	26	5	13	18	-7	17	-	-	-	-	-	-
2012-13	Peterborough	OHL	40	6	22	28	-26	28	-	-	-	-	-	-
	Windsor	OHL	2	0	1	1	2	0	-	-	-	-	-	-
2013-14	Windsor	OHL	62	15	38	53	44	51	-	-	-	-	-	-
2014-15	Syracuse	AHL	72	5	21	26	7	44	3	0	1	1	1	6
	TAMPA	NHL	3	0	0	0	0	2	-	-	-	-	-	-
2015-16	TAMPA	NHL	9	0	1	1	-1	2	10	0	1	1	-1	2
	Syracuse	AHL	60	5	10	15	-3	26	-	-	-	-	-	-
2016-17	TAMPA	NHL	29	0	4	4	-4	8	-	-	-	-	-	-
	Syracuse	AHL	48	2	11	13	0	14	22	1	6	7	16	4
2017-18	TAMPA	NHL	35	4	4	8	4	18	-	-	-	-	-	-
2018-19	TAMPA	NHL	9	1	0	1	0	4	-	-	-	-	-	-
	Syracuse	AHL	5	0	1	1	-2	2	-	-	-	-	-	-
	CHICAGO	NHL	22	1	4	5	4	10	-	-	-	-	-	-
NHL TOTALS			107	6	13	19	3	44	10	0	1	1	-1	2

LEADERSHIP

PLAYERS

2018-19

OPPONENTS

TRADITION

RECORDS

PLAYOFFS

HISTORY

MINORS

MEDIA

ROBIN LEHNER

GOALTENDER • 40

CATCHES: **LEFT**

HEIGHT: **6'4"** WEIGHT: **240**

BIRTHDATE: **JULY 24, 1991**

BIRTHPLACE: **GOTHENBURG, SWEDEN**



DRAFT POSITION

Senators' second-round selection (46th overall) in the 2009 National Hockey League Draft.

CAREER TRANSACTIONS

Traded by OTT to BUF with David Legwand in exchange for a first-round pick in the 2015 NHL Draft on June 26, 2015 ... Signed as a free agent by NYI on July 3, 2018 ... Signed as a free agent by Chicago on July 1, 2019.

CAREER HIGHLIGHTS

Awarded the 2019 Bill Masterton Memorial Trophy, given annually to the National Hockey League player who best exemplifies the qualities of perseverance, sportsmanship, and dedication ice hockey ... Won the 2019 William Jennings Trophy as the goaltender on the club allowing the fewest goals in the NHL during the regular season ... His .930 Save Percentage during the 2018-19 campaign was an Islanders single-season record ... Named the NHL's second star of the month for January this past regular season ... Became the first goaltender in OTT history to face more than 50 shots in a game and earn the victory on Feb. 4, 2014 at St. Louis ... Stopped all 32 shots at BOS on Feb. 28, 2012 for his first career NHL shutout ... Picked up his first career NHL win on Jan. 13, 2011 at NYI.

CAREER

2018-19: Posted a 25-13-5 record with a 2.13 goals-against average, .930 save percentage and six shutouts for the New York Islanders ... Awarded the 2019 Bill Masterton Memorial Trophy, given annually to the National Hockey League player who best exemplifies the qualities of perseverance, sportsmanship, and dedication ice hockey ... Named a finalist for the Vezina Trophy, given annually to the league's best goaltender ... Combined with Thomas Greiss to win the 2019 William Jennings Trophy as the goaltenders on the club who allowed the fewest goals in the NHL during the regular season (196) ... His .930 Save Percentage during the 2018-19 campaign was an Islanders single-season record ... His 25 wins and six shutouts were a season high ... Named the Second Star of the Month for January ... Posted a 6-1-1 record with a .935 SV% and a 1.73 GAA in eight games during the month ... Won eight straight starts from Dec. 18, 2018 - Jan. 10, 2019 ... Posted a 4-4 mark with a 2.00 GAA and .936 SV% in eight postseason games ... Won four straight starts against PIT in the Eastern Conference First Round, allowing just three goals in the final three games of the series. **2017-18:** Recorded a 14-26-9 mark with a 3.01 GAA, .908 SV% and three shutouts in 53 appearances in his third season with BUF ... Made a season-high 48 saves on Dec. 8 at Chicago ... Had back-to-back shutouts on Jan. 25 at EDM and Jan. 25 at VAN ... Went 145:15 without giving up a goal from Jan. 23-30, setting a new career-high shutout streak ... Named the NHL's third star of the week for the week ending Jan. 28. **2016-17:** Compiled a 23-26-8 record with a 2.68 GAA, .920 SV% and two shutouts with the Sabres ... Recorded his third career assist on Jan. 24 at NSH ... Posted a 37-save shutout on Feb. 4 vs. OTT ... Made a season-high 43 saves on Feb. 11 at TOR ... Won three straight games from Feb. 14-18. **2015-16:** Posted a 5-9-5 record with a 2.47 GAA, .924 SV% and one shutout in 21 appearances in his first year with BUF ... Missed 50 games due to injury ... Fourth among NHL goaltenders with at least 20 games played in SV% ... Recorded 34 saves and an assist to earn his first win as a Sabre on Jan. 26 at OTT ... Played in his 100th career NHL game on Feb. 25 at ANA ... Appeared in three games for the Rochester Americans of the American Hockey League. **2014-15:** Had a record of 9-12-3 with a 3.02 GAA and a .905 SV% in 25 appearances with the Senators ... Missed 31 games due to injury ... Went 6-1-0 with a 2.12 GAA and a .943 SV% in games in which he faced at least 35 shots. **2013-14:** Registered a mark of 12-15-6 with a 3.06 GAA, .913 SV% and one shutout ... Named the NHL's First Star of the Week on Nov. 10 after posting a three-game winning



CAREER HIGHS

SHOTS FACED	57	NYI	11/13
SAVES	53	NYI	11/13
GA	6	THREE TIMES	
CAREER SHUTOUTS:	14		

LEHNER VS. NHL

	GP	MIN	W-L-OTL	SVS%
ANA	5	294	1-2-1	.936
ARI	5	300	5-0-0	.936
BOS	22	1291	4-13-4	.922
BUF	7	425	3-2-2	.934
CAR	4	197	0-4-0	.885
CBJ	8	457	5-3-0	.945
CGY	7	394	3-2-1	.902
CHI	5	311	1-2-2	.926
COL	9	509	4-4-0	.911
DAL	9	372	2-5-1	.883
DET	12	643	5-4-1	.917
EDM	8	485	5-1-2	.943
FLA	11	627	2-5-3	.908
LAK	8	443	3-5-0	.916
MIN	5	264	2-2-1	.909
MTL	15	822	4-5-4	.917
NJD	11	624	3-6-1	.919
NSH	5	264	2-1-2	.897
NYI	10	555	4-3-3	.906
NYR	11	586	3-6-2	.896
OTT	13	690	7-0-3	.941
PHI	10	558	4-6-0	.897
PIT	9	502	2-3-3	.899
SJS	6	354	1-5-0	.924
STL	10	615	6-3-1	.932
TBL	11	666	3-7-1	.901
TOR	11	569	5-5-0	.924
VAN	5	266	2-2-0	.946
VKG	2	124	0-1-1	.922
WPG	5	261	4-0-0	.922
WSH	6	360	2-3-1	.927
TOTALS:	265	14,826	97-110-40	.918

CAREER (CONT.)

streak ... Earned his second career shutout with 27 saves on Jan. 14 at MIN ... Became the first goaltender in Senators history to face more than 50 shots in one game and earn a victory on Feb. 4 at STL ... Finished the season with four straight wins. **2012-13:** Split the season between the Ottawa Senators and Binghamton Senators of the American Hockey League ... Had five wins with a 2.20 GAA and a .936 SV% for OTT ... Matched an OTT franchise record with 47 saves on 50 shots on April 2 at BOS ... Appeared in two games during the Eastern Conference First Round against PIT ... Posted an 18-10-2 record with a 2.12 GAA and an AHL leading .938 SV% in 31 games for Binghamton ... Established AHL career highs in wins, GAA and SV% ... Selected to the 2013 AHL Eastern Conference All-Star Team. **2011-12:** Had a record of 3-2-0 with a 2.01 GAA and a .935 SV% in five appearances for OTT ... Won his NHL season debut on Oct. 30 vs. TOR ... Recorded his first career NHL shutout stopping all 32 shots on Feb. 28 at BOS ... Posted a 13-22-1 record with a 3.26 GAA and .907 SV%. **2010-11:** Spent time with Ottawa and Binghamton ... Appeared in eight games for OTT ... Made his NHL debut on Oct. 16 at MTL ... Became the youngest goalie (19 years, 173 days) to start a game in goal for the Senators on Jan. 13 at NYI ... Won a Calder Cup during his rookie season with the Binghamton Senators ... Won the Jack A. Butterfield Trophy as MVP of the AHL playoffs with a 14-4 record and a .939 save percentage in 19 postseason contests. **2009-10:** Spent time with the Sault Ste. Marie Greyhounds of the Ontario Hockey League and Binghamton Senators of the American Hockey League ... Won 27 games, posting a 2.80 GAA and .918 SV% with five shutouts for the Sault Ste. Marie Greyhounds during his only year in the Ontario Hockey League ... Named OHL Goalie of the Week twice (Nov. 16-22 and Jan. 25-31) ... Made his AHL debut following Sault Ste. Marie's elimination from the OHL playoffs.

INTERNATIONAL CAREER

Represented Sweden at the 2011 IIHF World Junior Championship and the 2009 IIHF U18 World Junior Championship.

CAREER STATISTICS**REGULAR SEASON****PLAYOFFS**

SEASON	TEAM	LEAGUE	GP	MIN	GA	GAA	W-L-T/OTL	SO	GP	MIN	GA	GAA	W-L	SO
2009-10	Soo	OHL	47	2574	120	2.80	27-13-3	5	5	279	20	4.29	1-4	0
	Binghamton	AHL	2	120	6	3.00	2-0-0	0	-	-	-	-	-	-
2010-11	Binghamton	AHL	22	1246	56	2.70	10-8-2	3	19	1,111	39	2.10	14-4	3
	OTTAWA	NHL	8	341	20	3.52	1-4-0	0	-	-	-	-	-	-
2011-12	OTTAWA	NHL	5	299	10	2.01	3-2-0	1	-	-	-	-	-	-
	Binghamton	AHL	40	2192	119	3.26	12-22-1	2	-	-	-	-	-	-
2012-13	OTTAWA	NHL	12	735	27	2.20	5-3-4	0	2	49	2	2.43	0-1	0
	Binghamton	AHL	31	1841	65	2.12	18-10-2	3	-	-	-	-	-	-
2013-14	OTTAWA	NHL	36	1942	99	3.06	12-15-6	1	-	-	-	-	-	-
2014-15	OTTAWA	NHL	25	1471	74	3.02	9-12-3	0	-	-	-	-	-	-
2015-16	BUFFALO	NHL	21	1155	48	2.47	5-9-5	1	-	-	-	-	-	-
2015-16	Rochester	AHL	3	179	10	3.36	1-2-0	0	-	-	-	-	-	-
2016-17	BUFFALO	NHL	59	3418	152	2.68	23-26-8	2	-	-	-	-	-	-
2017-18	BUFFALO	NHL	53	2852	143	3.01	14-26-9	3	-	-	-	-	-	-
2018-19	NY ISLANDERS	NHL	46	2616	93	2.13	25-13-5	6	8	449	15	2.00	4-4	0
NHL TOTALS			265	14,825	666	2.70	97-110-40	14	10	498	17	2.05	4-5	0

LEADERSHIP

PLAYERS

2018-19

OPPONENTS

TRADITION

RECORDS

PLAYOFFS

HISTORY

MINORS

MEDIA

OLLI MAATTA

DEFENSE • 6

SHOOTS: **LEFT**

HEIGHT: **6'2"** WEIGHT: **206**

BIRTHDATE: **AUGUST 22, 1994**

BIRTHPLACE: **JYVÄSKYLÄ, FINLAND**



DRAFT POSITION

Pittsburgh Penguins' first-round selection (22nd overall) in the 2012 National Hockey League Draft.

CAREER TRANSACTIONS

Traded by PIT to Chicago in exchange for forward Dominik Kahun and Chicago's fifth-round pick in the 2019 NHL Draft.

CAREER HIGHLIGHTS

Made his National Hockey League debut on Oct. 3, 2013 vs. New Jersey ... Recorded his first NHL points (2A) on Oct. 8, 2013 vs. Carolina ... Scored his first NHL goal on Oct. 19 vs. Vancouver ... Earned Pittsburgh's rookie of the year award during the 2013-14 season ... Won the Stanley Cup in 2016 and 2017 with the Pittsburgh Penguins.

CAREER

2018-19: Appeared in 60 contests with Pittsburgh, tallying 14 points (1G, 13A) ... Blocked a career-high 116 shots ... Recorded 100th career point (assist) Nov. 27 @WPG ... Missed 21 games w/upper-body injury Feb. 11-Mar. 25 ... Skated in one Stanley Cup Playoff game. **2017-18:** Played in all 82 games for the first time in his career, tying his career high of 29 points (7G, 22A) and setting a career high in assists (22) ... Ranked second on Pittsburgh with a career-high 115 blocked shots ... Notched a career-long six-game point streak (1G, 6A) from Oct. 7-20, 2017 ... Scored two goals for the second time in his career on March 1, 2018 at Boston ... Skated in his 300th career game on April 1, 2018 vs. Washington ... Tallied two assists in 12 Stanley Cup Playoff contests. **2016-17:** Skated in 55 games with the Penguins, recording seven points (1G, 6A) ... Helped Pittsburgh to the Stanley Cup Championship, appearing in a career-high 25 playoff contests, notching a career-high eight points (2G, 6A) ... **2015-16:** Tallied 19 points (6G, 13A) in 67 games with the Penguins ... His six goals shared second among Penguins blueliners ... Led Pittsburgh defenseman with a +27 rating and ranked second on the team behind Chris Kunitz (+29) ... Skated in 18 Stanley Cup Playoff contests, helping the Penguins to a Stanley Cup Championship with seven assists. **2014-15:** Skated in 20 games, notching nine points (1G, 8A) ... Missed 62 games due to a cancerous tumor that was surgically moved and a shoulder injury. **2013-14:** Tallied nine goals, 20 assists and 29 points with a plus-eight in 78 games during his rookie season ... Earned the club's rookie of the year award, as his nine goals were the second-highest total of any Penguins' rookie defenseman (Zarek Zalepski; 12; 1988-89) in club history ... Made his National Hockey League debut on Oct. 3, 2013 vs. New Jersey ... Recorded his first NHL points (2A) on Oct. 8, 2013 vs. Carolina ... Scored his first NHL goal on Oct. 19 vs. Vancouver ... Tallied his first multi-goal game of his career (2G) on March 6, 2014 at San Jose ... Skated in 13 Stanley Cup Playoff contests, notching four assists ... Credited with an assist in his Stanley Cup Playoff debut on April 16, 2014 vs. Columbus. **2012-13:** Spent the 2012-13 regular-season with the London Knights of the Ontario Hockey League as an alternate captain, recording 38 points (8G, 30A) in 57 games ... Appeared in 21 playoff games, recording four goals and 10 assists with London, helping the team to back-to-back OHL Championships ... Also skated in three playoff games with the Wilkes-Barre/Scranton Penguins of the American Hockey League, making his professional debut. **2011-12:** Tallied 32 points (5G, 27A) in 58 regular-season games with the London Knights of the Ontario Hockey League ... Earned OHL All-Rookie honors ... Appeared in 19 playoff contests with the Knights, tallying 23 points (6G, 17A), helping the team to the OHL Championship.



CAREER HIGHS

SOG	6	THREE TIMES
GOALS	2	TWICE
ASSISTS	3	ANA 10/09/14
POINTS	3	ANA 10/09/14
PIM	4	THREE TIMES

MAATTA VS. NHL

	GP	G	A	PTS	PIM
ANA	11	2	4	6	2
ARI	10	1	3	4	2
BOS	15	2	0	2	4
BUF	11	0	3	3	8
CAR	19	2	5	7	4
CBJ	14	0	4	4	4
CGY	8	0	1	1	0
CHI	8	0	2	2	0
COL	8	0	3	3	4
DAL	9	0	1	1	6
DET	14	2	4	6	2
EDM	7	0	1	1	4
FLA	13	0	3	3	2
LAK	11	1	4	5	4
MIN	9	1	1	2	6
MTL	15	3	5	8	2
NJD	18	0	2	2	14
NSH	9	1	2	3	0
NYI	21	1	4	5	8
NYR	17	1	5	6	4
OTT	14	0	4	4	0
PHI	15	0	2	2	2
SJS	7	2	1	3	0
STL	8	1	0	1	2
TBL	14	0	3	3	4
TOR	16	2	1	3	2
VAN	10	1	3	4	0
VGK	3	0	1	1	2
WPG	9	1	2	3	0
WSH	19	1	8	9	6
TOTALS	362	25	82	107	98

INTERNATIONAL CAREER

Played for Team Finland in the IIHF World U20 Championships in 2011, 2012 and 2013, serving as an alternate captain in 2012 ... Played for Finland during the 2014 Sochi Winter Olympics, recording five points (3G, 2A) in six games, helping the Finnish National Team to the Bronze Medal ... Skated in three games during the 2016 World Cup of Hockey.

CAREER STATISTICS			REGULAR SEASON						PLAYOFFS					
SEASON	TEAM	LEAGUE	GP	G	A	PTS	+/-	PIM	GP	G	A	PTS	+/-	PIM
2010-11	Jyväskylä	Metsi	23	1	5	6	11	6	-	-	-	-	-	-
	Finland	WJC	6	0	0	0	0	0	-	-	-	-	-	-
2011-12	London	OHL	58	5	27	32	25	25	19	6	17	23	11	2
	Finland	WJC	1	0	0	0	0	0	-	-	-	-	-	-
2012-13	London	OHL	57	8	30	38	9	30	21	4	10	14	10	8
2012-13	Wilkes-Barre/Scranton	AHL	-	-	-	-	-	-	3	0	0	0	-2	0
	Finland	WJC	5	1	2	3	0	2	-	-	-	-	-	-
2013-14	PITTSBURGH	NHL	78	9	20	29	8	14	13	0	4	4	2	0
	Finland	OG	6	3	2	5	0	0	-	-	-	-	-	-
2014-15	PITTSBURGH	NHL	20	1	8	9	1	10	-	-	-	-	-	-
2015-16	PITTSBURGH	NHL	67	6	13	19	27	22	18	0	7	7	5	4
	Finland	WCH	3	0	0	0	0	0	-	-	-	-	-	-
2016-17	PITTSBURGH	NHL	55	1	6	7	17	12	25	2	6	8	8	12
2017-18	PITTSBURGH	NHL	82	7	22	29	-1	28	12	0	2	2	8	4
2018-19	PITTSBURGH	NHL	60	1	13	14	9	12	1	0	0	0	-2	0
NHL TOTALS			362	25	82	107	61	98	69	2	19	21	21	20

LEADERSHIP

PLAYERS

2018-19

OPPONENTS

TRADITION

RECORDS

PLAYOFFS

HISTORY

MINORS

MEDIA

CONNOR MURPHY

CONNOR MURPHY

DEFENSE • 5

SHOOTS: **RIGHT**

HEIGHT: **6'4"** WEIGHT: **212**

BIRTHDATE: **MARCH 26, 1993**

BIRTHPLACE: **DUBLIN, OHIO**



DRAFT POSITION

Arizona Coyotes' first-round selection (20th overall) in the 2011 National Hockey League Draft.

CAREER TRANSACTIONS

Traded by ARI with Laurent Dauphin to Chicago in exchange for Niklas Hjalmarsson on June 23, 2017.

CAREER HIGHLIGHTS

Netted career bests in points (17) in both 2015-16 and 2016-17 with ARI ... Posted a career-high 15 assists during the 2016-17 campaign with ARI ... Notched a career-best six goals during the 2015-16 season with ARI ... Skated in a regular-season career-high 28:26 on March 26, 2016 vs. PHI ... Skated in his 200th NHL game on Nov. 27, 2016 at EDM.

CAREER

2018-19: Finished his second season with the Blackhawks, scoring five goals and adding eight assists in 52 games ... Recorded a two-assist game on Dec. 23 vs. FLA ... Notched a season-high six hits twice ... Played 22 or more minutes six times including a career high 24:29 on Jan. 20 vs. WSH. **2017-18:** Had 14 points (2G, 12A) in 76 games for the Blackhawks, his first year with the team ... Finished second on the club with 138 hits and third with 101 blocked shots ... Recorded his first point (1G) in a Blackhawks sweater on Nov. 9 at PHI ... Logged a season-high five hits on Nov. 15 vs. NYR ... Skated in a season-high 22:12 of TOI on Dec. 29 at EDM ... Compiled a season-best six blocks on March 18 vs. STL. **2016-17:** Matched a career best with 17 points (2G, 15A) in 77 regular-season games with ARI ... Added 119 blocked shots ... Collected two assists on Oct. 18 at OTT ... Logged a season-high 25:21 of ice time on Nov. 27 and Dec. 3 ... Skated in his 200th NHL game on Nov. 27 at EDM ... Notched a goal and an assist on March 21 at TBL. **2015-16:** Registered a career-high 17 points (6G, 11A) in 78 regular-season games with ARI ... Established career highs in games played, goals and PIM (48) ... Finished second on the club with 139 blocked shots ... Shared second among team defensemen in goals ... Notched a career-high 101 shots on goal ... Collected two helpers on Nov. 5 vs. COL ... Scored his first career power-play goal on Nov. 21 at WPG ... Logged a career-high 28:26 of ice time on March 26 vs. PHI. **2014-15:** Registered four goals and three assists in 73 regular-season games with ARI ... Ranked second on the team with 142 blocked shots ... Notched a goal and an assist on Nov. 11 vs. DAL ... Played in his 100th career NHL game on April 4 vs. SJS. **2013-14:** Split the season between ARI and the American Hockey League's Portland Pirates ... Posted a goal and seven assists in 30 regular-season games in his NHL debut with ARI ... Recorded his first career goal and 22:32 of ice time in his NHL debut on Nov. 16 vs. TBL ... Played in a season-high 26:50 of ice time on Dec. 10 ... Recorded his first career NHL assist on Dec. 12 vs. NYI ... Had a three-game point streak (3A) from Dec. 12-17 ... Notched his first career multi-point game (2A) on Jan. 4 vs. PHI ... Recorded 13 helpers in 36 regular-season games with Portland in his professional debut. **2012-13:** Played in 33 regular-season games while serving as an alternate captain with the Ontario Hockey League's Sarnia Sting ... Notched 18 points (6G, 12A) and 32 penalty minutes ... Picked up four power-play goals. **2011-12:** Set OHL career highs in games played (35), goals (8), assists (18) and points (26) ... Recorded a goal and two helpers in six playoff games with Sarnia, leading club blueliners in postseason scoring. **2010-11:** Played in nine USHL games for the U.S. National Team Development Program, totaling four points (3G, 1A). **2009-10:** Appeared in six games with the USNTDP U17 team and scored one goal.



CAREER HIGHS

SOG	6	WPG	3/29/18
GOALS	1		20 TIMES
ASSISTS	2		THREE TIMES
POINTS	2		SIX TIMES
PIM	6	CGY	11/27/15

MURPHY VS. NHL

	GP	G	A	PTS	PIM
ANA	20	0	3	3	16
ARI	5	0	1	1	2
BOS	9	0	1	1	4
BUF	11	2	1	3	8
CAR	8	1	1	2	0
CBJ	10	0	0	0	4
CGY	18	0	2	2	19
CHI	10	2	0	2	10
COL	18	0	4	4	10
DAL	20	1	7	8	8
DET	9	0	1	1	2
EDM	19	1	1	2	12
FLA	9	1	3	4	2
LAK	19	1	2	3	12
MIN	17	0	2	2	8
MTL	10	1	2	3	4
NJD	11	0	1	1	8
NSH	14	0	0	0	10
NYI	9	0	2	2	4
NYR	9	0	2	2	0
OTT	10	0	3	3	14
PHI	10	2	2	4	5
PIT	10	1	0	1	4
SJS	23	2	2	4	10
STL	12	0	1	1	2
TBL	9	2	1	3	5
TOR	9	1	1	2	4
VAN	18	0	3	3	7
VGK	4	0	0	0	4
WPG	17	1	6	7	10
WSH	9	1	1	2	11
TOTALS	386	20	56	76	219

INTERNATIONAL CAREER

Captained Team USA at the 2017 IIHF World Championship in Cologne, Germany, and Paris, France, netting a goal and an assist in eight games ... Recorded five points (3G, 2A) in 10 games as an alternate captain for Team USA at the 2016 IIHF World Championship in Moscow and St. Petersburg, Russia, recording five points (3G, 2A) in 10 games ... Won bronze with Team USA at the 2015 IIHF World Championship in Prague and Ostrava, Czech Republic, skating in 10 tilts ... Skated in in five games for Team USA at the 2014 IIHF World Championship in Belarus ... Won gold with Team USA at the 2013 IIHF U20 World Championship in Ufa, Russia, tallying one assist in seven contests ... Won a gold medal with Team USA at the 2011 IIHF U18 World Championship, compiling three goals and a helper in six games.

CAREER STATISTICS

SEASON	TEAM	LEAGUE	REGULAR SEASON							PLAYOFFS					
			GP	G	A	PTS	+/-	PIM		GP	G	A	PTS	+/-	PIM
2009-10	USNTDP	U17	8	1	0	1	-	4		-	-	-	-	-	-
2010-11	USNTDP	U18	22	6	4	10	-	6		-	-	-	-	-	-
	USA	WJC U18	6	3	1	4	7	2		-	-	-	-	-	-
2011-12	Sarnia	OHL	35	8	18	26	-3	26		6	1	2	3	-2	6
2012-13	Sarnia	OHL	33	6	12	18	14	32		-	-	-	-	-	-
	USA	WJC	7	0	1	1	5	2		-	-	-	-	-	-
2013-14	ARIZONA	NHL	30	1	7	8	5	10		-	-	-	-	-	-
	Portland	AHL	36	0	13	13	-1	48		-	-	-	-	-	-
	USA	WC	5	0	0	0	-1	0		-	-	-	-	-	-
2014-15	ARIZONA	NHL	73	4	3	7	-27	42		-	-	-	-	-	-
	USA	WC	10	0	0	0	-2	0		-	-	-	-	-	-
2015-16	ARIZONA	NHL	78	6	11	17	5	48		-	-	-	-	-	-
	USA	WC	10	3	2	5	2	12		-	-	-	-	-	-
2016-17	ARIZONA	NHL	77	2	15	17	-13	45		-	-	-	-	-	-
	USA	WC	8	1	1	2	4	2		-	-	-	-	-	-
2017-18	CHICAGO	NHL	76	2	12	14	-3	34		-	-	-	-	-	-
	USA	WC	10	0	1	1	7	8		-	-	-	-	-	-
2018-19	CHICAGO	NHL	52	5	8	13	12	40		-	-	-	-	-	-
NHL TOTALS			386	20	56	76	-21	219		-	-	-	-	-	-

LEADERSHIP
PLAYERS
2018-19
OPPONENTS
TRADITION
RECORDS
PLAYOFFS
HISTORY
MINORS
MEDIA

ALEX NYLANDER

ALEX NYLANDER

FORWARD • 92

SHOOTS: **RIGHT**

HEIGHT: **6'1"** WEIGHT: **175**

BIRTHDATE: **MARCH 2, 1998**

BIRTHPLACE: **CALGARY, ALBERTA**



DRAFT POSITION

Sabres' first-round selection (eighth overall) in the 2016 National Hockey League Draft.

CAREER TRANSACTIONS

Traded by BUF to CHI in exchange for Henri Jokiharju on July 9, 2019.

CAREER HIGHLIGHTS

Picked up his first career NHL goal on April 6, 2018 at TBL ... Made his NHL debut on April 3, 2017 vs. BUF.

CAREER

2018-19: Split the season between the Buffalo Sabres and Rochester Americans of the American Hockey League ... Recorded two goals and two assists in 12 games with BUF ... Notched his first career multi-point game (2A) on March 17 vs. STL ... Notched a point (2G, 2A) in three straight games from March 17-23 ... Tallied 31 points (12G, 19A) in 49 games with the Americans. **2017-18:** Spent time with the Sabres and Americans ... Netted one goal in three games with BUF ... Scored his first career NHL marker on April 6 at TBL ... Had 27 points (8G, 19A) in 51 games with Rochester ... Skated in three Calder Cup Playoff games. **2016-17:** Played for both the Sabres and Rochester Americans ... Logged an assist in four games with BUF ... Made his NHL debut on April 3 vs. TOR ... Tallied his first career NHL point (1A) on April 9 at TBL ... Had 10 markers and 18 helpers in 65 regular-season games with Rochester. **2015-16:** Registered 75 points (28G, 47A) in 57 regular-season games with the Mississauga Steelheads of the Ontario Hockey League ... Added 12 points (6G, 6A) in six playoff games ... Paced OHL rookies in assists and points en route to being named the OHL Rookie of the Year and CHL Rookie of the Year ... Named to the OHL First All-Rookie Team, OHL Third All-Star Team and to the CHL Top Prospects game. **2014-15:** Notched 15 goals and 24 helpers in 42 games for AIK J20 of the SuperElit league while also playing for AIK's senior team in three Allsvenskan games ... Had one helper in two postseason games for AIK J20 and two points (1G, 1A) for AIK in their postseason contests.

INTERNATIONAL CAREER

His 28 points (10G, 18A) in 21 career U20 World Junior Championship games shares fourth in Team Sweden history ... Helped his country to a silver medal at the 2018 IIHF World Junior Championship ... Named as a Top Three Player on Sweden after sharing the team lead with seven points (1G, 6A) during the tournament ... Selected to the 2017 IIHF World Junior Championship's All-Star Team while sharing first among all skaters with 12 points (5G, 7A) in seven games ... Contributed nine points (4G, 5A) in seven games at the 2016 IIHF World Junior Championships ... Helped Sweden to a silver medal at the 2016 IIHF U18 World Championship.



CAREER HIGHS

SOG	4			TWICE
GOALS	1			THREE TIMES
ASSISTS	2	STL	3/17/19	
POINTS	2	STL	3/17/19	
PIM	4	@ OTT	3/26/19	

NYLANDER VS. NHL

	GP	G	A	PTS	PIM
CAR	1	0	0	0	0
CBJ	1	0	0	0	0
DAL	1	0	0	0	0
DET	1	0	0	0	0
FLA	2	0	0	0	0
MTL	2	1	0	1	0
NJD	1	0	0	0	0
NSH	1	0	0	0	0
NYI	1	0	0	0	0
OTT	2	0	0	0	4
PIT	1	0	0	0	0
STL	1	0	2	2	0
TBL	2	1	1	2	0
TOR	2	1	0	1	0
TOTALS	19	3	3	6	4

CAREER STATISTICS

REGULAR SEASON

PLAYOFFS

SEASON	TEAM	LEAGUE	GP	G	A	PTS	+/-	PIM	GP	G	A	PTS	+/-	PIM
2014-15	AIK	Swe-1	3	0	0	0	0	0	-	-	-	-	-	-
2015-16	Mississauga	OHL	57	28	47	75	8	18	6	6	6	12	1	2
	Sweden	WJC	7	4	5	9	0	0	-	-	-	-	-	-
2016-17	BUFFALO	NHL	4	0	1	1	-2	0	-	-	-	-	-	-
	Rochester	AHL	65	10	18	28	-24	6	-	-	-	-	-	-
2017-18	Sweden	WJC	7	5	7	12	0	0	-	-	-	-	-	-
	BUFFALO	NHL	3	1	0	1	-3	0	-	-	-	-	-	-
	Rochester	AHL	51	8	19	27	3	10	3	0	0	0	-1	0
2018-19	Sweden	WJC	7	1	6	7	0	2	-	-	-	-	-	-
	BUFFALO	NHL	12	2	2	4	-4	4	-	-	-	-	-	-
	Rochester	AHL	49	12	19	31	11	12	-	-	-	-	-	-
NHL TOTALS			19	3	3	6	-7	4	-	-	-	-	-	-

LEADERSHIP

PLAYERS

2018-19

OPPONENTS

TRADITION

RECORDS

PLAYOFFS

HISTORY

MINORS

MEDIA

BRENDAN PERLINI

BRENDAN PERLINI

LEFT WING • 11

SHOOTS: **LEFT**

HEIGHT: **6'3"** WEIGHT: **211**

BIRTHDATE: **MARCH 2, 1998**

BIRTHPLACE: **GUILDFORD, GREAT BRITAIN**



DRAFT POSITION

Arizona Coyotes' first-round selection (12th overall) in the 2014 National Hockey League Draft.

CAREER TRANSACTIONS

Traded to Chicago from Arizona on November 25, 2018 with Dylan Strome in exchange for Nick Schmaltz.

CAREER HIGHLIGHTS

Recorded his first career hat trick on March 11, 2019 vs. ARI ... Had a seven-game stretch from March 2 - 16, 2019 where he scored 10 points (8G, 2A).

CAREER

2018-19: Played 45 games with Chicago and scored 12 goals and added three assists in 46 games ... Named NHL's Second Star of the Week on March 18 after posting five goals and two assists in three games for the week ending March 17 ... Recorded 10 points (8G, 2A) in seven games from March 2-16 ... Had back-to-back multi-point games for the first time in his career after tallying three points (1G, 2A) on March 13 at TOR and notching his first career hat trick on a career-high eight shots on March 11 vs. ARI ... Scored two goals on March 2 at LAK ... Scored a goal on Jan. 1 vs. BOS in the Winter Classic at Notre Dame Stadium ... Tallied his first assist as a Blackhawks on Dec. 23 vs. FLA ... Scored his first goal as a Blackhawks on Dec. 16 vs. SJS ... Made his Blackhawks debut on Nov. 27 vs. VGK ... Skated in 22 games with Arizona and scored two goals and added four assists prior to being traded. **2017-18:** Recorded season-highs in points (30), goals (17) and assists (13) with Arizona. **2016-17:** Skated in 57 games with the Coyotes and scored 14 goals and added seven assists ... Made his NHL debut on Dec. 5, 2016 ... Named American Hockey League Rookie of the Month for November ... Played 17 games with Tucson of the AHL and scored 19 points (14G, 5A). **2015-16:** Played 57 games with Niagara in the Ontario Hockey League and scored 45 points (25G, 20A) ... Served as assistant captain ... Skated in 14 playoff games with Niagara and scored nine points (6G, 3A) ... Represented Canada in the IIHF World Junior Championships and skated in five games. **2014-15:** Scored 60 points with Niagara of the OHL in just 43 games (26G, 34A) ... Point total was good for third on the IceDogs ... Skated in 11 playoff games with Niagara and scored 12 points (7G, 5A) ... Made his AHL debut with Portland, skating in four playoff games and scoring one goal. **2013-14:** Posted 71 points (34G, 37A) with Niagara, good for second most on the team ... His 34 goals led the team ... Skated in seven playoff games and recorded one assist. **2012-13:** Began his OHL season with Barrie and scored two points (1G, 1A) in 32 games ... Also spent time with Niagara, playing in 27 games (7G, 3A) and five playoff games (1G, 2A).



CAREER HIGHS

SOG	8	ARI	3/11/19
GOALS	3	ARI	3/11/19
ASSISTS	2		TWICE
POINTS	3		TWICE
PIM	14	@ COL	3/10/18

PERLINI VS. NHL

	GP	G	A	PTS	PIM
ANA	10	1	2	3	4
ARI	2	3	0	3	0
BOS	5	1	1	2	0
BUF	6	1	1	2	4
CAR	4	1	0	1	6
CBJ	5	1	1	2	4
CGY	10	1	3	4	4
CHI	6	1	1	2	4
COL	8	1	2	3	16
DAL	8	1	0	1	0
DET	5	0	0	0	2
EDM	7	0	1	1	4
FLA	5	0	2	2	0
LAK	9	5	0	5	2
MIN	9	4	1	5	4
MTL	4	3	1	4	0
NJD	4	2	0	2	4
NSH	10	3	0	3	6
NYI	3	2	0	2	0
NYR	4	0	0	0	0
OTT	5	1	0	1	0
PHI	5	1	0	1	0
PIT	7	0	0	0	4
SJS	9	2	1	3	2
STL	7	3	0	3	0
TBL	5	1	2	3	2
TOR	4	3	3	6	0
VAN	10	0	4	4	2
VGK	8	1	0	1	0
WPG	10	2	0	2	0
WSH	5	0	1	1	2
TOTALS	199	45	27	72	76

CAREER STATISTICS

REGULAR SEASON

PLAYOFFS

SEASON	TEAM	LEAGUE	GP	G	A	PTS	+/-	PIM	GP	G	A	PTS	+/-	PIM
2012-13	Barrie	OHL	32	1	1	2	-6	4	-	-	-	-	-	-
	Niagara	OHL	27	7	3	10	-15	4	5	1	2	3	0	4
2013-14	Niagara	OHL	58	34	37	71	-2	36	7	0	1	1	-2	6
2014-15	Niagara	OHL	43	26	34	60	15	22	11	7	5	12	1	7
	Portland	AHL	-	-	-	-	-	-	4	1	0	1	-1	0
2015-16	Niagara	OHL	57	25	20	45	-6	28	14	6	3	9	0	9
2016-17	Tucson	AHL	17	14	5	19	1	14	-	-	-	-	-	-
	ARIZONA	NHL	57	14	7	21	-4	20	-	-	-	-	-	-
2017-18	ARIZONA	NHL	74	17	13	30	-2	28	-	-	-	-	-	-
2018-19	ARIZONA	NHL	22	2	4	6	-5	8	-	-	-	-	-	-
	CHICAGO	NHL	46	12	3	15	+12	20	-	-	-	-	-	-
NHL TOTALS			199	45	27	72	-23	76	-	-	-	-	-	-

LEADERSHIP

PLAYERS

2018-19

OPPONENTS

TRADITION

RECORDS

PLAYOFFS

HISTORY

MINORS

MEDIA

BRANDON SAAD

BRANDON SAAD

LEFT WING • 20

SHOOTS: **LEFT**

HEIGHT: **6'1"** WEIGHT: **206**

BIRTHDATE: **OCT. 27, 1992**

BIRTHPLACE: **PITTSBURGH, PA.**



DRAFT POSITION

Blackhawks' second-round selection (43rd overall) in the 2011 National Hockey League Draft.

CAREER TRANSACTIONS

Traded by Chicago with Michael Paliotta and Alex Broadhurst to CBJ in exchange for Artem Anisimov, Marko Dano, Jeremy Morin, Corey Tropp and a fourth-round selection in the 2016 NHL Draft ... Traded by CBJ with Anton Forsberg to Chicago in exchange for Artemi Panarin, Tyler Motte and a sixth-round selection in the 2017 NHL Draft.

CAREER HIGHLIGHTS

Tallied his 300th career point on Feb. 14, 2019 vs. NJD ... Skated in his 500th career NHL game on Feb. 1, 2019 at BUF ... Tallied a career-high 31 goals in 78 games with CBJ during the 2015-16 regular season ... Collected a career-best 53 points twice with CBJ (2015-16, 2016-17) ... Compiled a career-long seven-game point streak (6G, 5A) from Dec. 17, 2015 to Jan. 2, 2016 ... Skated in a regular-season career-high 22:40 on March 22, 2016 vs. PHI ... Skated in his 300th National Hockey League game on Nov. 15, 2016 vs. WSH ... Tallied his 100th career NHL goal on Feb. 19, 2017 vs. NSH ... Recorded postseason career highs during the 2014 Stanley Cup Playoffs with Chicago, tallying 10 assists and 16 points ... Notched a playoff career-long four-game point streak (3G, 4A) from May 26-June 1, 2014 ... Selected to one All-Star Game (2016) ... Won the Stanley Cup in 2013 and 2015 with Chicago.

CAREER

2018-19: Scored 23 goals and registered 24 assists in 80 games with Chicago ... Notched a season-high two points on 11 occasions ... Had three game-winning goals ... Played in his 500th career NHL game on Feb. 1 at BUF ... Scored his 300th career point (1A) on Feb. 14 vs. NJD. **2017-18:** Skated in all 82 games for the third time in his career, ranking fifth in points (35) with Chicago ... Led the team in game-winning goals scored (8) ... Compiled three four-game point streaks ... Scored back-to-back game-winning goals on Oct. 5 and Oct. 7, including a hat trick vs. PIT on Oct. 5 ... Netted the game-winning overtime goal on Oct. 14 vs. NSH and Nov. 11 at CAR. **2016-17:** Ranked third on CBJ with 24 goals and 53 points, tying a career best in points ... Appeared in all 82 regular-season games for the second time in his career ... Tallied 13 multi-point games, including three multi-goal contests ... Compiled a five-game point streak (3G, 4A) from Oct. 25-Nov. 4 ... Posted a career-high nine shots on goal on Dec. 3 at ARI ... Posted a six-game point streak (3G, 5A) from Dec. 22-Jan. 3 ... Recorded three points (1G, 2A) in five postseason contests during the Eastern Conference First Round vs. PIT. **2015-16:** Paced CBJ with a career-best 31 goals and shared the team lead with a career-high 53 points ... Led the team with seven game-winning tallies ... His 233 shots on goal were a team high ... Was selected to the NHL All-Star game for the first time ... Racked up 11 points (6G, 5A) during a career-long seven-game point streak from Dec. 17-Jan. 2 ... Skated in a regular-season career-high 22:40 on March 22 vs. PHI ... Notched his first career hat trick on April 2 at CAR. **2014-15:** Ranked third on Chicago with 23 goals, fourth with 52 points and fifth with 29 assists ... Was one of four Blackhawks to skate in all 82 regular-season games ... Reached the 20-goal and 50-point marks for the first time in his career ... Posted 11 multi-point outings and five four-game point streaks ... Notched a career-high three assists on Oct. 11 vs. BUF ... Tallied his 100th career point on Jan. 9 at EDM after netting two goals in the contest ... Set a postseason career high with eight goals in 23 games en route to the 2015 Stanley Cup championship ... Matched a postseason career high with three points (1G, 2A) in Game 4 of



CAREER HIGHS

SOG	9	@ ARI	12/03/16
GOALS	3		TWICE
ASSISTS	3	BUF	10/11/14
POINTS	3		EIGHT TIMES
PIM	4		FOUR TIMES

SAAD VS. NHL

	GP	G	A	PTS	PIM
ANA	19	9	5	14	0
ARI	19	4	4	8	10
BOS	14	1	2	3	2
BUF	14	5	9	14	6
CAR	14	6	4	10	0
CBJ	12	2	3	5	0
CGY	19	5	5	10	2
CHI	4	1	1	2	2
COL	26	5	11	16	4
DAL	27	8	6	14	6
DET	17	4	2	6	6
EDM	19	4	12	16	10
FLA	14	7	7	14	2
LAK	18	4	4	8	0
MIN	26	7	7	14	4
MTL	14	6	2	8	4
NJD	17	4	4	8	2
NSH	26	8	8	16	2
NYI	17	4	4	8	2
NYR	17	3	3	6	2
OTT	14	4	1	5	6
PHI	13	2	6	8	2
PIT	15	6	9	15	0
SJS	19	5	10	15	0
STL	25	4	10	14	0
TBL	14	2	3	5	0
TOR	14	4	7	11	2
VAN	19	7	4	11	6
VKG	6	0	4	4	0
WPG	22	9	4	13	2
WSH	16	8	5	13	8
TOTALS	530	148	166	314	92

CAREER (CONT.)

the Western Conference Finals vs. ANA ... Logged a playoff career-most 33:01 of ice time on May 19 in Game 2 of the Western Conference Final at ANA.

2013-14: Ranked sixth on the team with 47 points (19G, 28A) in 78 regular-season games ... Skated in a season-high 20:48 on Nov. 23 at VAN ... Posted a season-high three points twice (Oct. 1 vs. WSH, 1G, 2A; Jan. 29 at VAN, 2G, 1A) ... Recorded two assists on five occasions and notched two multi-goal games ... Compiled a four-game point streak (4G, 2A) from Dec. 8-14 ... Missed two games due to injury (March 18-21) ... Recorded 16 points (6G, 10A) in 19 Stanley Cup Playoffs games ... Set postseason career highs in assists and points ... Netted a playoff career-best two goals in Game 2 of the Western Conference Second Round vs. MIN on May 4, including his first career postseason game-winner ... Notched a playoff career-long four-game point streak (3G, 4A) from May 26-June 1 ... Collected a postseason career-high three points (1G, 2A) in Game 5 of the Western Conference Final vs. LAK on May 28.

2012-13: Split the season between Chicago and the American Hockey League's Rockford IceHogs ... Named a finalist for the 2013 Calder Memorial Trophy, given annually to the NHL's top rookie ... Shared fourth on the Blackhawks with 27 points (10G, 17A) in 46 regular-season games ... Ranked fifth in points among NHL first-years and third in assists ... Notched a career-high three points twice ... Notched his first career NHL goal on Feb. 5 at SJS ... Netted his first career shorthanded and game-winning goal on Feb. 22 vs. SJS ... Tallied his first career multi-point game (1G, 2A) on March 5 vs. MIN ... Skated in a season-high 21:57 on March 6 vs. COL ... Posted four-game point streaks twice (March 5-10, 1G, 5A; March 16-25, 5A) ... Posted his first multi-goal game (2G, 1A) on March 31 at DET ... Shared the lead among league rookies with six points (1G, 5A) in 23 postseason games en route to the 2013 Stanley Cup championship ... Led all first-years with 50 SOG ... Recorded his first career playoff multi-point outing (2A) in Game 2 of the WCF vs. LAK on June 2 ... Netted his first postseason goal, tallied a career-high 9 SOG and skated in a playoff-high 31:15 in Game 1 of the Stanley Cup Final vs. BOS on June 12 ... Posted 18 points (7G, 11A) in 30 regular-season games with Rockford in his AHL debut ... Notched a professional career-high four points (1G, 3A) on Jan. 11 vs. Grand Rapids ... Missed seven games due to injury (Oct. 20-Nov. 3).

2011-12: Split time between Chicago and the Ontario Hockey League's Saginaw Spirit ... Made his NHL debut at Dallas on Oct. 7, tallying 2 SOG in 13:05 of ice time ... Recorded one assist in two postseason games in his Stanley Cup Playoffs debut ... Made his postseason debut in Game 4 of the Western Conference Quarterfinals vs. ARI on April 19 ... Notched his first NHL playoff point (1A) in Game 5 on April 21 ... Recorded career highs in goals (3G), assists (42) and points (7G) in 44 regular-season tilts with Saginaw ... Shared second on the club with 76 points (34G, 42A) and ranked second with 34 goals ... Registered a postseason career-high 17 points (8G, 9A) in 12 contests, pacing the team in points and goals and sharing second on the club in helpers.

2010-11: Ranked fifth on Saginaw with 55 points (27G, 28A) in 59 regular-season contests ... Tied for second on the club with 27 markers and 12 PPG in his first OHL campaign ... Netted two hat tricks during the campaign ... Recorded his first OHL goal and assist for his first multi-point game at Erie on Sept. 25 ... Registered 12 points (3G, 9A) in 12 postseason tilts.

2009-10: Recorded 58 points (29G, 29A) in 63 contests with the U.S. National Team Development Program U18 team ... Tallied 26 points (12G, 14A) in 24 regular-season games with the United States Hockey League's USNTDP Juniors.

2008-09: Recorded 29 goals and 18 helpers in 47 regular-season tilts with the North American Hockey League's Mahoning Valley Phantoms ... Named the NAHL's Rookie of the Year ... Was selected to the AII-NAHL team, the AII-North division team and the AII-Rookie team.

INTERNATIONAL CAREER

Skated in three games with Team North America at the 2016 World Cup Of Hockey ... Posted six points (1G, 5A) in six games with Team USA at the 2012 IIHF U20 World Championship in Alberta ... Helped Team USA win a gold medal at the 2010 U18 World Championship, tallying six points (3G, 3A) in seven games.

CAREER STATISTICS

REGULAR SEASON

PLAYOFFS

SEASON	TEAM	LEAGUE	GP	G	A	PTS	+/-	PIM	GP	G	A	PTS	+/-	PIM
2007-08	Pittsburgh	MWEHL	26	11	19	30	-	16	-	-	-	-	-	-
2008-09	Mahoning Valley	NAHL	47	29	18	47	21	48	7	5	1	6	5	10
	USNTDP	U17	7	6	5	11	-	2	-	-	-	-	-	-
2009-10	USNTDP	U18	39	17	15	32	-	16	-	-	-	-	-	-
	USA	WJC U18	7	3	3	6	6	4	-	-	-	-	-	-
2010-11	Saginaw	OHL	59	27	28	55	8	47	12	3	9	12	1	10
2011-12	CHICAGO	NHL	2	0	0	0	0	0	2	0	1	1	2	0
	Saginaw	OHL	44	34	42	76	35	38	12	8	9	17	3	4
	USA	WJC	6	1	5	6	8	0	-	-	-	-	-	-
2012-13	Rockford	AHL	31	8	12	20	1	10	-	-	-	-	-	-
	CHICAGO	NHL	46	10	17	27	17	12	23	1	5	6	-1	4
2013-14	CHICAGO	NHL	78	19	28	47	20	20	19	6	10	16	10	6
2014-15	CHICAGO	NHL	82	23	29	52	7	12	23	8	3	11	5	6
2015-16	COLUMBUS	NHL	78	31	22	53	1	14	-	-	-	-	-	-
2016-17	COLUMBUS	NHL	82	24	29	53	23	8	5	1	2	3	-5	0
	North America	W-CUP	3	0	0	0	-2	2	-	-	-	-	-	-
2017-18	CHICAGO	NHL	82	18	17	35	-10	14	-	-	-	-	-	-
2018-19	CHICAGO	NHL	80	23	24	47	-9	12	-	-	-	-	-	-
NHL TOTALS			530	148	166	314	49	92	72	16	21	37	11	16

BRENT SEABROOK

BRENT SEABROOK

DEFENSE • 7

SHOOTS: **RIGHT**

HEIGHT: **6'3"** WEIGHT: **220**

BIRTHDATE: **APRIL 20, 1985**

BIRTHPLACE: **RICHMOND, BRITISH COLUMBIA**

HOMETOWN: **TSAWWASSEN, BRITISH COLUMBIA**



DRAFT POSITION

Blackhawks' first-round selection (14th overall) in the 2003 National Hockey League Draft.

CAREER HIGHLIGHTS

Skated in his 1,000 game on Mar. 29, 2018 vs. WPG. Posted a career-high 14 goals and 49 points in 81 games during the 2015-16 regular season ... Collected a career-best 39 helpers in 82 games during the 2010-11 regular season ... Tallied a career-best four points (4A) on Oct. 7, 2005 vs. SJS, a franchise record among rookies ... Skated in a regular-season career-high 31:22 on Nov. 3, 2011 at FLA ... Posted a career-long seven-game point streak (2G, 5A) from Nov. 14-28, 2014 ... Played in his 900th career game on Feb. 18, 2017 vs. EDM ... Recorded two assists to reach 400 career points on March 4, 2017 at NSH ... Notched postseason career highs with 12 assists and 15 points in the 2014 playoffs ... Set a career high and single-postseason franchise record among defensemen with seven goals in the 2015 playoffs ... Selected to one All-Star Game (2015) ... Won a gold medal with Team Canada at the 2010 Winter Olympics ... Won the Stanley Cup in 2010, 2013 and 2015 with Chicago.



CAREER HIGHS

SOG	10	ANA	2/15/18
GOALS	2		THREE TIMES
ASSISTS	4	SJS	10/07/05
POINTS	4	SJS	10/07/05
PIM	22	@ NSH	12/02/06

CAREER

2018-19: Led the Blackhawks with 180 blocked shots, finishing fourth in the NHL ... Also led Chicago with 124 hits ... Finished the season with five goals and 23 assists. **2017-18:** Led all blueliners in goals (7), appearing in 81 games ... Finished second among team defensemen in points (26), assists (19) and shots (136) ... Became the fifth player in franchise history to appear in 1,000 games on Mar. 29 vs. WPG. **2016-17:** Ranked second among team defensemen with 36 helpers and added three goals in 79 regular-season games ... Dished out a season-high three assists on Oct. 18 vs. PHI ... Became the 16th player in Blackhawks history to record 300 assists with a helper on Dec. 20 vs. OTT ... Had assists in four straight games (4A) from Jan. 26-Feb. 4 ... Played in his 900th career game on Feb. 18 vs. EDM, becoming the seventh Blackhawk to reach the mark ... Recorded two assists to reach 400 career points on March 4 at NSH ... Was held without a point in four postseason tilts in the Western Conference First Round vs. NSH. **2015-16:** Tied for 13th among NHL defensemen with a career-best 49 points and 11th with a career-high 14 goals in 81 regular-season games ... Became the fifth defenseman in franchise history to reach 800 games played on Dec. 27 vs. CAR ... Tied a career high with two goals and set a career high with his 10th goal of the year on Feb. 13 vs. ANA ... Recorded three three-point games (Oct. 22 vs. FLA, Nov. 27 at ANA, March 2 at DET) ... Matched a career high with his third game-winning goal of the season on April 1 at WPG ... Notched one goal and one assist in seven postseason tilts in the First Round vs. STL. **2014-15:** Ranked second among club defensemen with 31 points (8G, 23A) in 82 regular-season games ... Led team blueliners with a career-high 181 shots on goal ... Paced the team with 141 blocked shots ... Notched six multi-point outings ... Posted a career-long and team-best seven-game point streak (2G, 5A) from Nov. 14-28 ... Skated in his 700th NHL game on Nov. 20 at CGY ... Recorded his 300th point with an assist on Nov. 26 at COL ... Made his first NHL All-Star Game appearance, tallying one assist on the contest ... Set a career high and franchise record, as well as postseason-best among NHL defensemen, with seven goals in 23 games en route to the 2015 Stanley Cup championship ... Added four assists for a playoff total of 11 points ... Recorded a four-game point streak (2G, 2A) from April 17-23 ... Ranked third in the NHL with a career-high 604:34 of ice time in the postseason ... Notched his third career playoff overtime goal on April 21 vs. NSH ... Skated in a postseason career-high 47:46 on May 19 at ANA. **2013-14:** Earned 41 points (7G, 34A) in 82 regular-season games, second among club blueliners ... Shared the lead among team defensemen in goals ... Ranked second on the team with 142 blocked shots ... Recorded eight multi-point games ... Tied a career-long four-game assist streak (4A)

SEABROOK VS. NHL

	GP	G	A	PTS	PIM
ANA	48	4	15	19	14
ARI	48	4	18	22	20
BOS	20	1	7	8	8
BUF	19	0	8	8	12
CAR	18	1	5	6	8
CBJ	62	9	29	38	47
CGY	47	6	16	22	36
COL	57	5	15	20	26
DAL	58	3	25	28	53
DET	62	8	24	32	26
EDM	47	7	15	22	22
FLA	21	3	9	12	8
LAK	48	3	16	19	37
MIN	57	4	8	12	33
MTL	18	0	4	4	6
NJD	19	3	12	15	17
NSH	77	5	22	27	70
NYI	18	3	7	10	4
NYR	19	1	7	8	6
OTT	16	4	5	9	6
PHI	17	2	3	5	0
PIT	17	2	7	9	8
SJS	48	5	21	26	40
STL	81	7	24	31	63
TBL	19	1	7	8	4
TOR	18	4	9	13	14
VAN	46	2	9	11	29
VKG	6	0	0	0	6
WPG	34	2	9	11	21
WSH	17	1	4	5	9
TOTALS	1082	100	360	460	653

ALTERNATE CAPTAIN • DEFENSE • 7

CAREER (CONT.)

from Oct. 24-28 ... Tallied his 200th career assist on Nov. 14 vs. ARI ... Tied a season-long four-game point streak (2G, 4A) from Dec. 6-11 ... Skated in a season-high 26:57 on March 23 vs. NSH ... Recorded 15 points (3G, 12A) in 16 Stanley Cup Playoffs games ... Set postseason career highs in points and assists ... Paced team defensemen and ranked third among league blueliners in playoff points ... Led the club with six power-play points (2G, 4A) ... Notched multi-point efforts in his first four games of the postseason (1G, 1A on April 17 at STL; 1G, 1A on April 19 at STL; 2A on April 27 vs. STL; 2A on May 2 vs. MIN) ... Posted two three-game point streaks (5A, April 27-May 4; 1G, 3A, May 28-June 1) ... Missed three games due to suspension (April 21-27). **2012-13:** Ranked second among team blueliners with 20 points (8G, 12A) in 47 regular-season games ... Was one of seven NHL blueliners with 100-plus blocked shots (106) and hits (103) ... Recorded four multi-point games ... Logged a season-high 27:37 of ice time on Jan. 27 vs. DET ... Took a season-high 5 SOG on Feb. 15 vs. SJS ... Registered a season-high eight hits on March 1 vs. CBJ ... Tied a career high with two goals, both on the power play, on April 20 vs. ARI, and was one of two Blackhawks to net a goal on his birthday (N. Leddy) ... Missed one game due to injury (Feb. 19) ... Tallied four points (3G, 1A) in 23 postseason games en route to the 2013 Stanley Cup championship ... Netted two game-winning goals and was one of two league defensemen to net more than one GWG ... Notched his first career playoff GWG in overtime in Game 7 of the Western Conference Semifinals vs. DET on May 29 ... Skated in a postseason-high 39:12 in Game 1 of the Stanley Cup Final vs. BOS on June 12 ... Tallied the OT GWG in Game 4 of the SCF at BOS on June 19. **2011-12:** Paced team defensemen with nine goals and ranked third among club blueliners with 34 points (9G, 25A) in 78 regular-season contests ... Reached the 30-point plateau for the fifth time in his career and the 20-point mark for the seventh consecutive season ... Paced Chicago with 165 blocked shots ... One of two NHL blueliners to record 150 hits, 150 blocked shots and 150 shots on goal (D. Seidenberg) ... Finished second on the club with a career-high 24:45 average TOI ... Recorded six multi-point games, second among club blueliners ... Skated in a regular-season career-high 31:22 on Nov. 3 at FLA ... Recorded his 200th NHL point (1A) on Dec. 2 vs. NYI ... Collected an assist in his 500th NHL game on Dec. 11 vs. SJS ... Posted a season-long three-game point streak (2G, 1A) from Feb. 3-10 ... Missed four regular-season games due to injury (Nov. 16-23) ... Tallied three points (1G, 2A) in six postseason appearances in the 2012 Western Conference Quarterfinals vs. ARI ... Led team blueliners with 18 SOG and paced the team with 12 blocked shots ... Posted a postseason career-high 7 SOG in Game 1 on April 12. **2010-11:** Ranked fifth on the club and led team defensemen with 48 points, including a career-best 39 assists ... Netted 5 PPG to lead team blueliners ... Finished second on the club with 154 blocked shots ... Ranked second on the team with 24:23 TOI per game ... Paced the team with 2:46 of shorthanded TOI per game ... Registered a team-high 27 assists at home and led club defensemen with 30 home points ... Led team blueliners with 10 multi-point games, including one three-point outing ... Registered a pair of assists on Oct. 16 vs. BUF for his first multi-point outing of the campaign ... Recorded a season-high 6 SOG on Oct. 9 vs. DET ... Logged a season-high 28:30 TOI twice (Oct. 11 at BUF, March 9 at TBL) ... Registered one assist in five playoff games during the 2011 WCQF vs. VAN ... His only point of the postseason came on the game-tying goal to force overtime in Game 7 on April 26 ... Missed two games due to injury (April 19-27). **2009-10:** Collected 26 assists and 30 points in 78 regular-season games ... Led the club with 153 blocked shots ... Posted six multi-assist games and seven multi-point outings ... Compiled two season-long three-game point streaks (Oct. 2-8, 4A; Nov. 13-19, 3A) ... Collected his 100th NHL assist on Dec. 13 vs. TBL ... Ended the longest shootout in Blackhawks history (tied) with an 11th-round game-deciding goal on Dec. 1 vs. CBJ ... Netted the OT GWG on Oct. 12 vs. CGY to cap the biggest comeback in franchise history (down 5-0) ... Credited with a Blackhawks season-high nine hits on Dec. 5 at PIT ... Missed one game due to injury (Oct. 24), ending a streak of 223 consecutive regular-season games played ... Netted four goals and added seven assists in 23 games while helping Chicago win the 2010 Stanley Cup championship ... Registered a postseason career-high three points (1G, 2A) in Game 2 of the WCSF vs. VAN on May 3 ... Posted four multi-point outings. **2008-09:** Appeared in all 82 regular-season games, sharing the lead among team defensemen with eight goals ... Ranked fourth among club blueliners with 18 assists and 26 points ... Led Chicago with 224 hits and 113 blocked shots ... Posted a season-long three-game point streak (1G, 2A) from Nov. 1-9 ... Tallied his 100th NHL point (1A) on Jan. 11 vs. NSH ... Set a season high with two points three times ... Paced Chicago with 11 assists and led team defensemen with 12 points while appearing in all 17 games during his Stanley Cup Playoffs debut ... Paced Chicago with an average TOI of 26:00 ... Recorded a postseason-long five-game point streak (1G, 6A) from April 22-May 2 ... Notched his first career playoff point (1A) on April 18 vs. CGY ... Netted a postseason career-high two assists and three points, including his first NHL playoff goal, on April 25 vs. CGY ... Shared the team lead with five assists and tied for second with six points in the WCQF vs. CGY ... Recorded a postseason-high six blocked shots in Game 2 of the Western Conference Final vs. DET on May 19. **2007-08:** Paced Blackhawks defensemen with 23 assists and shared the lead among team blueliners with 32 points while skating in all 82 regular-season games ... Netted a career-high two goals, including the GWG, on Dec. 23 against EDM ... Notched a season-long four-game point streak (5A) from March 29-April 4. **2006-07:** Shared the lead among team defensemen with four goals and ranked second with 20 assists and 24 points in 81 regular-season games ... Ranked second with 129 blocked shots and 146 hits ... Racked up a career-high 22 PIM and two fighting majors on Dec. 2 at NSH ... Participated in the YoungStars Game as part of the 2007 NHL All-Star Game festivities on Jan. 23 in Dallas ... Missed one game due to injury (Dec. 17). **2005-06:** Paced Blackhawks defensemen with 27 assists and 32 points in 69 regular-season contests as a rookie ... Ranked second among club rookies and sixth on the team with 32 points ... Ranked second on the team with 27 assists ... Posted an assist in his NHL debut on Oct. 5 vs. ANA ... Dished out a career-high four assists in his second NHL contest on Oct. 7 vs. SJS, matching a franchise single-game record for points and assists by a rookie ... Notched his first two career NHL goals in overtime (Nov. 2 at STL, Nov. 6 vs. ARI). **2004-05:** Ranked second on the Western Hockey League's Lethbridge Hurricanes with 42 assists and ranked third with 54 points in 63 regular-season contests ... Made his professional debut, appearing in three regular-season contests for the American Hockey League's Norfolk Admirals ... Logged one assist in six postseason tilts in his Calder Cup Playoffs debut. **2003-04:** Ranked second on Lethbridge with 29 assists and fifth with 41 points and tied for fourth with 107 PIM in 61 regular-season games. **2002-03:** Ranked third on Lethbridge with 33 assists and fourth with 113 PIM ... Tallied nine goals. **2001-02:** Collected 33 assists, 39 points and 70 PIM in 67 regular-season tilts with Lethbridge ... Appeared in four postseason contests, posting two points (1G, 1A). **2000-01:** Held scoreless in four regular-season games with Lethbridge in his major-junior debut.

BRENT SEABROOK

LEADERSHIP

PLAYERS

2018-19

OPPONENTS

TRADITION

RECORDS

PLAYOFFS

HISTORY

MINORS

MEDIA



ALTERNATE CAPTAIN • DEFENSE • 7

INTERNATIONAL CAREER

Won a gold medal with Team Canada at the 2010 Winter Olympic Games in Vancouver ... Posted one assist and 2 PIM in seven games ... Appeared in eight games with Team Canada at the 2006 IIHF World Championship in Riga, Latvia ... Won gold with Team Canada at the 2005 IIHF U20 World Championship in Grand Forks, N.D., posting three assists during the tournament ... Represented Canada at the 2004 IIHF U20 World Championship in Finland, recording three points (1G, 2A) in six games ... Played seven games for Team Canada at the 2003 U18 IIHF World Championship, logging six points (3G, 3A) and 4 PIM for the tournament winners.

CAREER STATISTICS

REGULAR SEASON

PLAYOFFS

SEASON	TEAM	LEAGUE	GP	G	A	PTS	+/-	PIM	GP	G	A	PTS	+/-	PIM
2000-01	Lethbridge	WHL	4	0	0	0	-1	0	-	-	-	-	-	-
	Delta	PJHL	54	16	26	42	-	55	-	-	-	-	-	-
2001-02	Lethbridge	WHL	67	6	33	39	6	70	4	1	1	2	0	2
2002-03	Lethbridge	WHL	69	9	33	42	-14	113	-	-	-	-	-	-
	Canada	WJC U18	7	3	3	6	11	4	-	-	-	-	-	-
2003-04	Lethbridge	WHL	61	12	29	41	-3	107	-	-	-	-	-	-
	Canada	WJC	6	1	2	3	3	2	-	-	-	-	-	-
2004-05	Lethbridge	WHL	63	12	42	54	25	107	5	1	2	3	-3	10
	Norfolk	AHL	3	0	0	0	-3	2	6	0	1	1	-3	6
	Canada	WJC	5	0	3	3	6	0	-	-	-	-	-	-
2005-06	CHICAGO	NHL	69	5	27	32	5	60	-	-	-	-	-	-
	Canada	WC	8	0	0	0	-1	2	-	-	-	-	-	-
2006-07	CHICAGO	NHL	81	4	20	24	-6	104	-	-	-	-	-	-
2007-08	CHICAGO	NHL	82	9	23	32	13	90	-	-	-	-	-	-
2008-09	CHICAGO	NHL	82	8	18	26	23	62	17	1	11	12	0	14
2009-10	CHICAGO	NHL	78	4	26	30	20	59	22	4	7	11	8	14
	Canada	OLY	7	0	1	1	2	2	-	-	-	-	-	-
2010-11	CHICAGO	NHL	82	9	39	48	0	47	5	0	1	1	0	6
2011-12	CHICAGO	NHL	78	9	25	34	21	22	6	1	2	3	1	0
2012-13	CHICAGO	NHL	47	8	12	20	12	23	23	3	1	4	-1	4
2013-14	CHICAGO	NHL	82	7	34	41	23	22	16	3	12	15	0	21
2014-15	CHICAGO	NHL	82	8	23	31	-3	27	23	7	4	11	5	10
2015-16	CHICAGO	NHL	81	14	35	49	6	32	7	1	1	2	-2	12
2016-17	CHICAGO	NHL	79	3	36	39	5	26	4	0	0	0	-3	2
2017-18	CHICAGO	NHL	81	7	19	26	-3	38	-	-	-	-	-	-
2018-19	CHICAGO	NHL	78	5	23	28	-6	41	-	-	-	-	-	-
NHL TOTALS			1,082	100	360	460	110	653	123	20	39	59	8	83

LEADERSHIP

PLAYERS

2018-19

OPPONENTS

TRADITION

RECORDS

PLAYOFFS

HISTORY

MINORS

MEDIA

ANDREW SHAW

ANDREW SHAW

RIGHT WING • 65

SHOOTS: **RIGHT**

HEIGHT: **5'11"** WEIGHT: **182**

BIRTHDATE: **JULY 20, 1991**

BIRTHPLACE: **BELLEVILLE, ONTARIO**



DRAFT POSITION

Blackhawks' fifth-round selection (139th overall) in the 2011 National Hockey League Draft.

CAREER TRANSACTIONS

Traded by MTL to CHI with a seventh-round pick in the 2021 National Hockey League Draft to Chicago in exchange for a second and seventh-round pick in the 2020 NHL Draft and third-round pick in the 2021 draft ... Traded by CHI to Montreal for Montreal's second-round pick in the 2016 NHL Draft and Minnesota's second-round pick in the 2016 NHL Draft.

CAREER HIGHLIGHTS

Set career highs in assists (28) and points (47) during the 2018-19 campaign ... Skated in his 500th career NHL game on March 28, 2019 at CBJ ... Recorded his 100th career NHL goal on Dec. 6, 2018 at OTT ... Won the Stanley Cup in 2013 and 2015 with Chicago.

CAREER

2018-19: Set career highs in assists (28) and points (47) during the 2018-19 season for Montreal ... Picked up his 100th career helper on Nov. 24 vs. BOS ... Recorded a season-long seven-game point streak (2G, 5A) from Dec. 2-15 ... Tallied his 200th career point with an assist on Dec. 4 vs. OTT ... Recorded his 100th career NHL goals on Dec. 6 at OTT ... Registered his first career hat trick on Feb. 26 at DET ... Logged a season-high seven hits on March 16 vs. CHI ... Skated in his 500th career NHL game on March 28. **2017-18:** Had 10 goals and 10 assists in 51 games with the Canadiens ... Won 54.3 percent of his faceoffs ... Notched a season-high two points on three occasions ... Recorded a season-long five-game point streak (3G, 3A) from Nov. 27 - Dec. 5 ... Won a season-best nine faceoffs on Jan. 2 vs. SJS ... Matched a single-game high with nine hits on Jan. 13 vs. BOS. **2016-17:** Recorded 29 points (12G, 17A) in his first season with Montreal ... Won a career-high 54.6 percent of his faceoffs ... Paced MTL forwards with 147 hits ... Equaled a career high with three points (1G, 2A) on Nov. 12 vs. DET ... Matched a career-high with nine hits on Nov. 13 at CHI ... Won a season-high 13 of his 19 (68.4 percent) draws on April 8 at DET ... Skated in five Stanley Cup games. **2015-16:** Skated in 78 games with Chicago, notching 34 points (14G, 20A) ... His 20 helpers set a career high ... Recorded his 1st career penalty shot goal on Nov. 4 vs. STL ... Missed the last four games of the season due to injury (April 3-9) ... Appeared in six playoff contests, recording four goals and two assists. **2014-15:** Recorded 26 points (15G, 11A) in 79 regular-season games ... Notched five multi-point outings ... Skated in his 200th career game on Jan. 1 at WSH ... Posted a career-high eight shots on goal on Jan. 20 vs. ARI ... Collected his 100th career point with an assist on March 30 vs. LAK ... Totalled a career-high 12 points (5G, 7A) in 23 postseason games en route to the 2015 Stanley Cup championship ... Ranked third in the NHL with a team-high 36 postseason penalty minutes ... Notched a career-most 25:33 of time on ice in Game 2 of the Western Conference Final vs. ANA ... Scored two goals in Game 6 of the WCF vs. ANA ... Recorded a three-game point streak (1G, 2A) in Games 1-3 of the Stanley Cup Final vs. TBL. **2013-14:** Tallied 39 points (20G, 19A) in 80 regular-season games with Chicago, setting career highs in goals, assists and points ... Set a career high with five power-play goals and matched his career best with two game-winning goals ... Matched a career high with two goals three times ... Appeared in his 100th career NHL game on Nov. 3 vs. CGY ... Tallied a season-high three points (2G, 1A) on Nov. 25 at EDM ... Equaled a career-long five-game point streak (3G, 2A) from Nov. 30-Dec. 11 ... Recorded a career-high nine hits on Dec. 30 vs. LAK ... Logged a career-high six shots on goal on Jan. 8 vs. NYR ... Skated in a regular-season career-high 22:08 on April 3, 2014



CAREER HIGHS

SOG	8	ARI	01/20/15
GOALS	3	@ DET	02/26/19
ASSISTS	2		13 TIMES
POINTS	3		5 TIMES
PIM	2	NYR	01/14/17

SHAW VS. NHL

	GP	G	A	PTS	PIM
ANA	14	2	3	5	49
ARI	16	4	3	7	21
BOS	13	0	1	1	12
BUF	18	7	7	14	26
CAR	13	5	5	10	24
CBJ	18	5	2	7	22
CGY	18	3	4	7	14
CHI	6	0	1	1	4
COL	22	4	7	11	8
DAL	23	3	7	10	16
DET	23	9	3	12	17
EDM	17	7	3	10	11
FLA	16	2	6	8	6
LAK	19	2	3	5	18
MIN	23	4	4	8	42
MTL	6	0	5	5	2
NJD	14	1	6	7	6
NSH	27	7	10	17	30
NYI	14	0	2	2	29
NYR	16	4	2	6	32
OTT	19	4	5	9	39
PHI	12	4	5	9	13
PIT	11	0	2	2	2
SJS	19	7	3	10	14
STL	25	6	4	10	18
TBL	16	3	2	5	16
TOR	16	7	7	14	8
VAN	18	4	4	8	14
VGK	3	2	1	3	0
WPG	17	3	3	6	11
WSH	12	2	2	4	10
TOTALS	504	111	122	233	534

CAREER (CONT.)

vs. MIN ... Missed two games due to injury (Dec. 5-6) ... Recorded eight points (2G, 6A) in 12 Stanley Cup Playoffs games ... Set a postseason career high in assists ... Registered a postseason career-high 17:06 of average ice time ... Notched two three-game point streaks (2G, 2A, April 23-27; 4A, May 28-June 1) ... Missed seven games due to injury (May 4-21). **2012-13:** Split the season between Chicago and the American Hockey League's Rockford IceHogs ... Registered 15 points (9G, 6A) in 48 regular-season games with Chicago ... Skated in a season-high 18:42 on Jan. 22 vs. STL ... Equaled a career-long five-game point streak (2G, 3A) from Jan. 30-Feb. 7 ... Netted his first career PPG on Feb. 15 vs. SJS ... Recorded his first career game-deciding goal in the shootout on Feb. 19 vs. VAN ... Tallied nine points in 23 games en route to the 2013 Stanley Cup championship ... Ranked fifth on the team with five goals ... Shared second in the league with a team-high 35 penalty minutes ... Notched his first playoff multi-goal game on May 25 vs. DET ... Netted 2 GWG, including the GWG in triple overtime in Game 1 of the SCF on June 12 vs. BOS ... Registered 14 points (8G, 6A) in 28 regular-season games with Rockford ... Notched seven points (4G, 3A) during a season-long six-game point streak (Nov. 23-Dec. 7) ... Missed seven games due to suspension (Nov. 9-21, Dec. 1). **2011-12:** Split the season between Chicago and Rockford ... Registered 23 points (12G, 11A) in 37 regular-season tilts in his NHL debut ... Tallied a season-high 5 SOG twice (Jan. 15 vs. SJS, April 7 at DET) ... Recorded a career-long five-game point streak (4G, 4A) from March 16-25 ... Was one of nine NHL rookies and five Western Conference freshmen to record a point streak of five or more games ... Netted his first NHL goal on his first shot in his NHL debut on Jan. 5 at PHI ... Netted a career-high two goals in his first career three-point effort on March 18 vs. WSH ... Recorded the first overtime GWG of his career on March 21 vs. VAN ... Made his NHL postseason debut vs. ARI in the 2012 Western Conference Quarterfinals, recording 15 PIM and 8 SOG in three games ... Missed three postseason tilts due to suspension (April 17-21) ... Opened the season with Rockford, tallying 23 points (12G, 11A) in 38 regular-season games ... Registered his first professional point (1A) on Oct. 9 at Peoria ... Netted his first professional goal on Oct. 28 at Peoria ... Tallied his first professional multi-point game (1G, 2A) on Nov. 25 vs. Peoria ... Collected his first multi-goal (2G) game on Dec. 9 vs. Chicago. **2010-11:** Tallied career highs in points (54), goals (22), assists (32) and PIM (135) in 66 regular-season contests with the Ontario Hockey League's Owen Sound Attack ... Led the team with 135 PIM ... Ranked third on the club with 10 goals and fourth with 17 points in 20 postseason appearances ... Led the team with 53 PIM while helping Owen Sound win the OHL championship ... Paced all skaters at the 2011 Memorial Cup with seven points (2G, 5A) in four games ... Named the OHL's Hardest Working Player of the Year. **2009-10:** Collected 11 goals and 25 assists in 68 regular-season tilts with the OHL's Niagara IceDogs ... Ranked fifth on the club with 36 points and paced the IceDogs with 129 PIM ... Recorded 4 PIM in five postseason appearances with Niagara. **2008-09:** Tallied 17 points (8G, 9A) in his rookie season with Niagara ... Ranked second on Niagara with 97 PIM in 56 regular-season tilts ... Netted his first junior goal vs. Plymouth on Oct. 4 ... Posted his first OHL assist on Nov. 14 at Kitchener ... Registered three points (2G, 1A) and 22 PIM in 12 postseason appearances.

CAREER STATISTICS

SEASON	TEAM	LEAGUE	REGULAR SEASON						PLAYOFFS					
			GP	G	A	PTS	+/-	PIM	GP	G	A	PTS	+/-	PIM
2008-09	Niagara	OHL	56	8	9	17	-4	97	12	2	1	3	0	22
2009-10	Niagara	OHL	68	11	25	36	-6	129	5	0	0	0	1	4
2010-11	Owen Sound	OHL	66	22	32	54	17	135	20	10	7	17	4	53
2011-12	CHICAGO	NHL	37	12	11	23	-1	50	3	0	0	0	-1	15
	Rockford	AHL	38	12	11	23	-2	99	-	-	-	-	-	-
2012-13	CHICAGO	NHL	48	9	6	15	6	38	23	5	4	9	2	35
	Rockford	AHL	28	8	6	14	-2	84	-	-	-	-	-	-
2013-14	CHICAGO	NHL	80	20	19	39	12	76	12	2	6	8	5	12
2014-15	CHICAGO	NHL	79	15	11	26	-8	67	23	5	7	12	-4	36
2015-16	CHICAGO	NHL	78	14	20	34	11	69	6	4	2	6	0	18
2016-17	MONTREAL	NHL	68	12	17	29	4	110	5	0	0	0	-2	7
2017-18	MONTREAL	NHL	51	10	10	20	-8	53	-	-	-	-	-	-
2018-19	MONTREAL	NHL	63	19	28	47	17	71	-	-	-	-	-	-
NHL TOTALS			504	111	122	233	33	534	72	16	19	35	0	123

ZACK SMITH

ZACK SMITH

CENTER • 15

SHOOTS: **LEFT**

HEIGHT: **6'2"** WEIGHT: **208**

BIRTHDATE: **APRIL 5, 1988**

BIRTHPLACE: **MAPLE CREEK, SASKATCHEWAN**



DRAFT POSITION

Senator's third-round pick (79th overall) in the 2008 NHL Draft.

CAREER TRANSACTIONS

Traded to Chicago from Ottawa for Artem Anisimov on July 16, 2019.

CAREER HIGHLIGHTS

Made his National Hockey League debut on Nov. 29, 2008 ... Recorded his first NHL goal and point on Jan. 16, 2010 at Montreal ... Skated in 82 games for the first time in his career during the 2013-14 season ... Set career highs in goals (25) and points (36) during the 2015-16 season with Ottawa ... Skated in his 600th career game on March 5, 2019 ... Notched a career-high 19 assists during the 2018-19 campaign ... Ranks ninth in games played (612) in career games played for the Ottawa Senators.

CAREER

2018-19: Skated in 70 contests with Ottawa, notching a career-high 19 assists and adding nine goals ... Served as an alternate captain for the second consecutive season ... Tied a career-high three points with a career-high three assists vs. Toronto on March 16, 2019 ... **2017-18:** Was appointed to the role of alternate captain for the first time in his NHL career following Dion Phaneuf's trade to Los Angeles on Feb. 13 ... Set a new career high (for the second consecutive season) in averaging 16:43 time-on-ice per game ... Established a new NHL single-game high by skating in 22:59 time-on-ice on Feb. 8 vs. Nashville (4-3 OT win) one of a NHL single-season high seven games in which he played 20:00 or more. **2016-17:** Reached the 30-point plateau for the second consecutive season and established career highs in assists (16) and time-on-ice average (16:22) ... Led the Senators and tied for second among NHL players with four shorthanded goals ... Recorded a career-high three points on two occasions ... on 12/18/17 at N.Y. Islanders (6-2 win) and on 1/27/17 vs. Columbus (7-6 OT loss); both contests saw him score twice ... Signed a four-year contract extension with the Senators on 1/23/17 ... Appeared in each of Ottawa's playoff games, recording six points (one goal, five assists). **2015-16:** Established new NHL career highs in goals (25), points (36) and plus/minus (+16) ... Ranked second among Senators (Pagueau) and was second among all NHL players with five shorthanded goals ... Matched a career high when he scored twice in one game (and twice in one period for the second time) at Nashville (0/10/15, 7-5 loss) ... Recorded the 100th point of his NHL career at Calgary (2/27/16, 6-4 win) ... Became only the 17th player in franchise history to appear in 400 games for the club when he did so at Boston (4/9/16, 6-1 win) ... Was selected by the Professional Hockey Writers Association (PHWA) as the Senators' nominee for the 2015-16 Bill Masterton Memorial Trophy. **2014-15:** Was limited to only 37 regular-season games primarily on account of sustaining a dislocated left wrist on 12/13/14 at Boston (3-2 SO win) and missing more than three months of action ... Completed a two-game conditioning assignment with Binghamton (AHL) where he recorded two points (one goal, one assist) before returning to the Senators lineup on 3/23/15 vs. San Jose (5-2 win) ... Played in the 300th game of his NHL career on 11/20/14 vs. Nashville (3-2 win). **2013-14:** Was one of four Senators (Erik Karlsson, Milan Michalek, Kyle Turris) to have appeared in each of the club's 82 games ... Averaged greater than 15 minutes of time-on-ice for the second consecutive season while averaging a season career high of 16:32 ... Ranked second among Senators (Jason Spezza) faceoff leaders at 52.7% ... Recorded the third two-goal game of his NHL career when he scored twice in the contest's opening six minutes on 4/4/14 vs. Montreal (7-4 loss). **2012-13:** Was one of six Senators to appear in each of the club's 48 games ... Registered two multi-point games



CAREER HIGHS

SOG	8	MTL	10/30/17
GOALS	2	SEVEN TIMES	
ASSISTS	3	TOR	3/16/19
POINTS	3	THREE TIMES	
PIM	17	WSH	3/25/11

SMITH VS. NHL

	GP	G	A	PTS	PIM
ANA	12	0	1	1	4
ARI	10	2	1	3	13
BOS	36	3	3	6	48
BUF	34	2	4	6	20
CAR	24	3	3	6	37
CBJ	17	5	1	6	10
CGY	15	3	2	5	12
CHI	15	4	2	6	16
COL	11	2	2	4	13
DAL	11	3	1	4	10
DET	22	2	4	6	16
EDM	13	2	5	7	13
FLA	32	6	5	11	49
LAK	11	2	1	3	12
MIN	12	0	3	3	2
MTL	38	8	8	16	62
NJD	25	4	5	9	28
NSH	13	3	1	4	19
NYI	27	8	3	11	51
NYR	25	5	5	10	37
PHI	26	2	5	7	22
PIT	24	2	3	5	26
SJS	12	2	4	6	0
STL	14	0	3	3	14
TBL	32	8	4	12	35
TOR	39	5	14	19	47
VAN	15	0	2	2	15
VGK	2	0	0	0	2
WPG	20	6	3	9	19
WSH	25	2	1	3	41
TOTAL	612	94	99	193	693

CAREER (CONT.)

including the first two-assist game of his NHL career vs. Montreal (1/30/13, 5-1 win) ... Played his 200th career NHL game at Boston (4/28/13, 4-2 win), the 39th player all-time to reach that mark as a Senator ... Ranked first among Senators faceoff leaders with a 51.8% average ... Played in all 10 of Ottawa's playoff games ... Recorded his first NHL playoff goal in Game 5 at Montreal (5/9/13, 6-1 win) ... Opened season with Frederikshavn (Denmark) recording 10 points in seven games. **2011-12:** Established new NHL career highs in games played (81), goals (14), assists (12), points (26) and plus/minus (+4) ... Recorded the first multi-point game (one goal, one assist) of his NHL career at Toronto (11/12/11, 5-2 win) ... Registered the first game-winning goal of his NHL career at Toronto (11/12/11, 5-2 win) ... Recorded his first two-goal game at Winnipeg (11/29/11, 6-4 win) that included the first power-play goal of his NHL career ... Played his 100th career NHL game at New Jersey (12/8/11, 5-4 SO loss). **2010-11:** Was recalled from Binghamton on three occasions ... Appeared in a career-high 55 NHL games, setting career highs in goals (four) and assists (five) ... Played a season-high 19:41 at Florida (3/10/11) ... Was a member of Calder Cup championship team in Binghamton, and tied for fourth in AHL playoff scoring with 20 points (eight goals, 12 assists). **2009-10:** Made his 2009-10 NHL debut against Florida (1/9/10) ... Scored his first NHL goal (and first NHL point) with a shorthanded marker in a 4-2 win at Montreal (1/16/10) ... Appeared in each of Ottawa's six post-season contests against Pittsburgh ... Completed his second professional season with the Binghamton, tallying 41 points (14 goals, 27 assists) in 68 games. **2008-09:** Completed his first full professional season with Binghamton, missing only one regular-season game (due to NHL recall) ... Tallied his first professional goal in the B-Sens' 3-1 win at Rochester on 10/12/08 ... Was recalled by Ottawa on one occasion (11/28/08) and made his NHL debut in a 4-2 loss on 11/29/08 at the N.Y. Islanders ... Ranked second (tie) among all B-Sens in goals (24), fifth in points (48) and fifth in penalty minutes (132) ... Finished third (tie) among all AHL rookies in goals and 14th (tie) in points ... Co-winner of the B-Sens Rookie of the Year award. **2007-08:** Signed amateur tryout contract with the Manitoba Moose (AHL) on 4/15/08 ... Made professional debut with the Moose on 4/18/08 at Syracuse and recorded first professional point (an assist) in that contest ... Appeared in six AHL playoff contests ... Led the Swift Current Broncos (WHL) in scoring and was also first in assists (48) ... Ranked fourth in team post-season scoring and first in penalty minutes (29) ... Appeared in all regular and post-season contests. **2006-07:** Was one of three players to appear in all but one regular-season contest ... Surpassed 100 penalty minutes and ranked third among Broncos in penalty minutes (130).

CAREER STATISTICS

REGULAR SEASON

PLAYOFFS

SEASON	TEAM	LEAGUE	GP	G	A	PTS	+/-	PIM	GP	G	A	PTS	+/-	PIM
2004-05	Swift Current	WHL	14	1	1	2	-4	0	-	-	-	-	-	-
2005-06	Swift Current	WHL	64	2	5	7	-5	78	3	0	0	0	0	9
2006-07	Swift Current	WHL	71	16	15	31	-18	130	6	0	2	2	-6	11
2007-08	Swift Current	WHL	72	22	48	70	31	136	12	5	5	10	-1	29
	Manitoba	AHL	-	-	-	-	-	-	6	0	1	1	1	0
2008-09	Binghamton	AHL	79	24	24	48	-4	132	-	-	-	-	-	-
	OTTAWA	NHL	1	0	0	0	0	0	-	-	-	-	-	-
2009-10	Binghamton	AHL	68	14	27	41	-7	100	-	-	-	-	-	-
	OTTAWA	NHL	15	2	1	3	1	14	6	0	0	0	-4	5
2010-11	OTTAWA	NHL	55	4	5	9	-11	120	-	-	-	-	-	-
	Binghamton	AHL	22	7	5	12	3	32	23	8	12	20	-5	36
2011-12	OTTAWA	NHL	81	14	12	26	4	98	7	0	1	1	-2	10
2012-13	OTTAWA	NHL	48	4	11	15	-9	56	10	1	1	2	-2	31
2013-14	OTTAWA	NHL	82	13	9	22	-9	111	-	-	-	-	-	-
2014-15	OTTAWA	NHL	37	2	1	3	-8	18	3	0	0	0	-1	0
	Binghamton	AHL	2	1	1	2	1	2	-	-	-	-	-	-
2015-16	OTTAWA	NHL	81	25	11	36	16	80	-	-	-	-	-	-
2016-17	OTTAWA	NHL	74	16	16	32	6	61	19	1	5	6	-5	12
2017-18	OTTAWA	NHL	68	5	14	19	-32	54	-	-	-	-	-	-
2018-19	OTTAWA	NHL	70	9	19	28	-6	81	-	-	-	-	-	-
NHL TOTALS			612	94	99	193	693	45	2	7	9	-14	58	

LEADERSHIP

PLAYERS

2010-19

OPPONENTS

TRADITION

RECORDS

PLAYOFFS

HISTORY

MINORS

MEDIA

DYLAN STROME

DYLAN STROME

CENTER • 17

SHOOTS: **LEFT**

HEIGHT: **6'3"** WEIGHT: **200**

BIRTHDATE: **MARCH 7, 1997**

BIRTHPLACE: **MISSISSAUGA, ONTARIO**



DRAFT POSITION

Arizona Coyotes' first-round selection (3rd overall) in the 2015 National Hockey League Draft.

CAREER TRANSACTIONS

Traded to Chicago from Arizona on November 25, 2018 with Brendan Perlini in exchange for Nick Schmaltz.

CAREER HIGHLIGHTS

Skated in his 100th career NHL game on March 26 at ARI ... Totalled 20 goals and 37 assists over 78 NHL games in 2018-19, establishing career-highs in his third NHL season ... Won a silver medal with Team Canada at the 2019 World Championships.

CAREER

2018-19: Played 58 games with the Blackhawks after being traded from ARI on Nov. 25 and scored 17 goals and added 34 assists ... Finished fifth on the team in total points ... Scored 34 points (10G, 24A) over the last 34 games of the season ... Recorded his first career multi-goal game on April 1 vs. WPG ... Tied a career-high with three points six times with Chicago ... Tied a career-high with three assists on Feb. 7 vs. VAN ... Totalled three game-winning goals—two with Chicago. **2017-18:** Split the season between Arizona and Tucson of the American Hockey League ... Scored his first NHL goal on Dec. 2 vs. NJD ... Finished the season with four goals and five assists in 21 games with the Coyotes ... Played in 50 games with Tucson, scoring 22 goals and adding 31 assists ... Named to the AHL Rookie Team and AHL All-Star Game ... Skated in nine playoff games with Tucson, scoring three goals and adding five assists. **2016-17:** Made his NHL debut on Oct. 18 at OTT, recording an assist ... Played seven games with the Coyotes before returning to Erie of the Ontario Hockey League ... Totalled 75 points (22G, 53A) in 35 games with Erie ... Appeared in 22 playoff games for Erie, scoring 34 points (14G, 20A) helping the Otters to an OHL Championship ... Winner of the Ed Chynoweth Award for most points (11) in the Canadian Hockey League Memorial Cup ... Also named the CHL Memorial Cup Stafford Smythe Trophy winner (Most Valuable Player). **2015-16:** Served as Erie's captain, scoring 37 goals and adding 74 assists in 56 games ... Scored 21 points (10G, 11A) in 13 playoff games with Erie ... Earned OHL Third All-Star Team honors. **2014-15:** Led the OHL in scoring with 129 points (45G, 84A) ... Established franchise records in assists and points ... Earned the Eddie Powers Memorial Trophy as the OHL's top scorer and the William Hanley Trophy as the OHL's most sportsmanlike player ... Had 22 points in 20 playoff games as Erie advanced to the OHL final ... Served as assistant captain ... Skated in 13 playoff games with Erie and scored 10 goals and added 12 assists. **2013-14:** As a rookie with Erie, scored 10 goals and 29 assists.

INTERNATIONAL CAREER

Skated in ten games with Canada at the 2019 IIHF World Championship in Slovakia, scoring one goal and four assists, winning a silver medal ... Served as team captain with Canada at the 2017 IIHF World Junior Championship, scoring ten points (3G, 7A) in seven games, helping team Canada to a silver medal ... Scored four goals and added two assists for Canada at the 2016 IIHF World Junior Championship.



CAREER HIGHS

SOG	5	THREE TIMES
GOALS	2	WPG 4/1/19
ASSISTS	3	TWICE
POINTS	3	SEVEN TIMES
PIM	6	CGY 1/7/19

STROME VS. NHL

	GP	G	A	PTS	PIM
ANA	7	1	1	2	0
ARI	2	0	1	1	0
BOS	4	0	1	1	2
BUF	4	1	0	1	2
CAR	2	0	2	2	0
CBJ	3	1	1	2	0
CGY	5	2	0	2	6
CHI	2	0	0	0	2
COL	6	2	2	4	0
DAL	5	1	0	1	0
DET	3	1	4	5	0
EDM	2	1	0	1	0
FLA	2	1	2	3	2
LAK	3	0	1	1	2
MIN	3	0	4	4	2
MTL	3	0	1	1	0
NJD	3	1	2	3	0
NSH	5	0	1	1	0
NYI	3	1	1	2	0
NYR	1	0	0	0	0
OTT	3	1	3	4	0
PHI	3	0	0	0	0
PIT	4	1	0	1	0
SJS	4	2	1	3	2
STL	2	0	4	4	2
TBL	2	0	1	1	0
TOR	1	0	2	2	0
VAN	5	1	3	4	0
VGK	7	2	1	3	2
WPG	5	3	1	4	2
WSH	2	1	3	4	2
TOTALS	106	24	43	67	28

CAREER (CONT.)

REGULAR SEASON

PLAYOFFS

SEASON	TEAM	LEAGUE	GP	G	A	PTS	+/-	PIM	GP	G	A	PTS	+/-	PIM
2013-14	Erie	OHL	60	10	29	39	17	11	14	3	6	9	2	0
2014-15	Erie	OHL	68	45	84	129	47	32	20	10	12	22	1	12
2015-16	Erie	OHL	56	37	74	111	23	44	13	10	11	21	7	12
2016-17	ARIZONA	NHL	7	0	1	1	-5	0	-	-	-	-	-	-
	Erie	OHL	35	22	53	75	36	18	22	14	20	34	10	14
2017-18	ARIZONA	NHL	21	4	5	9	4	8	-	-	-	-	-	-
	Tucson	AHL	50	22	31	53	8	28	9	3	5	8	-3	2
2018-19	ARIZONA	NHL	20	3	3	6	-10	6	-	-	-	-	-	-
	CHICAGO	NHL	58	17	34	51	2	14	-	-	-	-	-	-
	Canada	WC	10	1	4	5	1	2	-	-	-	-	-	-
NHL TOTALS			106	24	43	67	-9	28						

LEADERSHIP

PLAYERS

2018-19

OPPONENTS

TRADITION

RECORDS

PLAYOFFS

HISTORY

MINORS

MEDIA

JONATHAN TOEWS

JONATHAN TOEWS

CENTER • 19

SHOOTS: **LEFT**

HEIGHT: **6'2"** WEIGHT: **201**

BIRTHDATE: **APRIL 29, 1988**

BIRTHPLACE: **WINNIPEG, MANITOBA**



DRAFT POSITION

Blackhawks' first-round selection (third overall) in the 2006 National Hockey League Draft.

CAREER HIGHLIGHTS

Registered career highs in goals (35), assists (46), points (81) and matched a career high in games played (82) during the 2018-19 season ... Named the 34th captain in Blackhawks history on July 17, 2008 ... Recorded a career-best 44 assists and 76 points in 80 games during the 2010-11 regular season ... Scored a career-high 34 goals in 2008-09 ... Began his NHL career with a point in each of his first 10 games (5G, 5A), the second-longest such streak in NHL history (T. Selanne) and a career-long point streak ... Skated in a regular-season career-high 26:55 on Dec. 11, 2011 vs. SJS ... Recorded his 600th NHL point with a helper on Feb. 18, 2017 vs. EDM ... Skated in his 700th NHL game on March 3, 2017 vs. NYI ... Tallied a postseason career-high 22 assists and 29 points during the 2010 postseason, earning the Conn Smythe Trophy as playoff MVP ... Shares the club record for single-season playoff points (D. Savard, 1985) ... Earned the 2013 Frank J. Selke Trophy as the league's best defensive forward and has been nominated four times ... Earned the 2015 Mark Messier Leadership Award ... Named to six NHL All-Star Games (2009, 2011, 2012, 2015, 2016, 2017) ... Earned gold medals with Team Canada at the 2010 and 2014 Winter Olympic Games and at the 2016 World Cup of Hockey ... Named alternate captain for Canada at the 2014 Winter Olympics and 2016 World Cup of Hockey ... Won the Stanley Cup in 2010, 2013 and 2015 with Chicago.

CAREER

2018-19: Compiled a career-high 35 goals, 46 assists, 81 points and matched a career high with 82 games played ... It was the second time in his career he played in all 82 games ... Finished seventh in the league (min. 1000 faceoffs) with a 56.3 faceoff win percentage ... Won a season-high 20 faceoffs on Oct. 4 at OTT ... Began the season on a six-game point streak (5G, 5A) from Oct. 4-18 ... Recorded a hat trick on Oct. 6 at STL ... Matched a career-high with five points and registered his second hat trick of the season on Jan. 20 vs. WSH ... Recorded a season-long seven-game point streak (4G, 6A) from Feb. 14-27. **2017-18:** Notched 52 points (20G, 32A) in 74 regular-season games ... Finished sixth among all NHL players in faceoff wins with 900 ... Started the season on a five-game point streak, notching six points (3G, 3A) ... Won a season-high 19 faceoffs on Oct. 14 vs. NSH ... Posted a season-high three points four times (on Oct. 25 at FLA; on Feb. 17 vs. WSH; on March 3 at LAK; on March 11 vs. BOS) ... Matched a season-high five-game point streak (5G, 4A) from Dec. 31 - Jan. 9 ... Scored a season-high two goals on Jan. 9 at OTT ... Tallied a career-high-tying three assists on March 11 vs. BOS ... Had his best month of the season in March, notching 12 points (4G, 8A) ... Missed eight games (March 22-April 7) due to injury. **2016-17:** Registered 58 points (21G, 37A) in 72 regular-season games ... Posted four points (1G, 3A) on Jan. 22 vs. VAN ... Registered his fourth career hat trick and added two assists on Feb. 21 at MIN, becoming the first Blackhawks skater to record five points since he accomplished the feat on Nov. 25, 2011 ... Selected to the 2017 All-Star Game in Los Angeles and tallied one goal ... Named the NHL's First Star for February after posting 18 points (7G, 11A) ... Recorded his 600th NHL point with a helper on Feb. 18 vs. EDM ... Skated in his 700th NHL game on March 3 vs. NYI ... Passed T. Amonte for seventh in team history after scoring his 269th career goal on March 14 at MTL ... Posted a six-game point streak (3G, 4A) from March 14-23 ... Missed nine games (Nov. 25-Dec. 1) due to injury ... Tallied a goal and an assist in four postseason tilts during the Western Conference First Round vs. NSH. **2015-16:** Compiled 58 points (28G, 30A) in 80 regular-season games ... Paced the NHL with five overtime game-winners and shared fourth with eight game-winning goals, tying



CAREER HIGHS

SOG	10	@ EDM	02/02/12
GOALS	3		SIX TIMES
ASSISTS	3		SIX TIMES
POINTS	5		3 TIMES
PIM	10	BOS	01/19/14

TOEWS VS. NHL

	GP	G	A	PTS	PIM
ANA	36	10	15	25	11
ARI	37	16	24	40	15
BOS	19	8	5	13	20
BUF	18	9	11	20	8
CAR	17	6	6	12	12
CBJ	44	18	24	42	26
CGY	40	10	16	26	16
COL	45	21	24	45	16
DAL	47	17	29	46	26
DET	43	13	19	32	30
EDM	40	17	22	39	20
FLA	19	8	9	17	10
LAK	38	17	20	37	20
MIN	45	16	31	47	16
MTL	14	7	6	13	12
NJD	16	3	9	12	15
NSH	57	17	23	40	27
NYI	16	5	10	15	10
NYR	16	7	6	13	10
OTT	16	11	8	19	6
PHI	15	3	5	8	14
PIT	16	9	9	18	8
SJS	37	14	16	30	25
STL	58	18	27	45	40
TBL	18	9	6	15	14
TOR	16	4	4	8	4
VAN	29	12	19	31	24
VKG	6	2	3	5	0
WPG	30	10	13	23	18
WSH	15	10	9	19	4
TOTALS	873	327	428	755	477

CAREER (CONT.)

a career high ... Finished the season with a career-best four shorthanded goals ... Led the NHL with a 58.6 faceoff win percentage (min. 400 faceoffs) and ranked eighth with 921 faceoff wins ... Scored back-to-back game-winning OT goals in 1-0 victories on Oct. 24 and Oct. 26 ... Skated in his 600th NHL game on Dec. 20 vs. SJS ... Tallied his 300th career assist on Feb. 6 at DAL ... Compiled a season-long six-game point streak to end the regular season (March 27-April 7, 3G, 5A) ... Shared the team lead with six assists and shared second with six points in seven games during the First Round vs. STL.

2014-15: Led the team with 66 points and 28 goals, and ranked second with 38 assists, in 81 regular-season games ... Shared eighth in the NHL with a team-best 7 GWG ... Paced the club with three shorthanded points (2G, 1A) and shared second with 17 power-play points (6G, 11A) ... Ranked sixth in the league with a 56.5 faceoff win percentage and fourth with 947 faceoff wins ... Tallied his 200th career goal and 250th career assist on Nov. 4 at MTL ... Skated in his 500th career game on Nov. 11 vs. TBL ... Posted a six-game point streak (1G, 7A) from Jan. 8-20 ... Registered his 500th career point (1A) on March 23 at CAR ... Notched a season-high four points (2G, 2A) on March 17 vs. NYI ... Was selected to the NHL All-Star Game for the fourth time in his career and named a team captain for the first time ... Recorded five points (1G, 4A) in the contest ... Won the 2015 Mark Messier Leadership Award ... Notched 21 points (10G, 11A) in 23 postseason games en route to the 2015 Stanley Cup championship ... Set a career high with 10 playoff goals ... Shared fourth among all skaters in postseason points ... His 3 PPG shared third in the NHL ... Led the league with 528 faceoffs and 296 faceoff wins ... Notched three-point games (1G, 2A) in Game 1 and Game 6 of the Western Conference First Round vs. NSH ... Tallied seven multi-point games, including two multi-goal games, both in the Western Conference Final vs. ANA.

2013-14: Ranked third on the team with 68 points (28G, 40A) in 76 regular-season games ... Ranked fifth in the NHL with a 57.2 FOW and 884 faceoff wins ... Paced team forwards with 20:28 of average ice time ... Shared fourth in the league with a career-high five shorthanded points (3G, 2A) ... Ranked second on the team with 5 GWG ... Tallied two six-game point streaks (Jan. 2-12, 2G, 5A; Dec. 8-17, 1G, 7A) ... Paced the team and shared second in the NHL with three four-point outings ... Netted his third career regular-season hat trick and added a helper on Oct. 29 vs. OTT ... Netted a goal and equaled a career high with three helpers on Nov. 21 at WPG ... Collected his 400th career NHL point (1A) on Dec. 10 at DAL ... Logged a career-high 10 penalty minutes on Jan. 19 vs. BOS ... Became the third player in franchise history to record 20 goals and 40 points in each of his first seven seasons (D. Savard, P. Kane) ... Missed six games due to injury (April 3-12) ... Registered 17 points (9G, 8A) in 19 Stanley Cup Playoffs games ... Led team forwards with 21:42 of average ice time ... Ranked third in the league with 261 faceoff wins ... Became the 24th player in NHL history to score at least 3 GWG in a series (Games 3, 5 and 6 in the First Round vs. STL) ... Paced the NHL with a playoff career-best 4 GWG ... Notched a six-game point streak (4G, 3A) from April 21-May 4 ... Posted a five-game point streak (3G, 3A) from May 24-June 1.

2012-13: Ranked second on the club with 48 points and shared the team lead with 23 goals in 47 regular-season games ... Ranked second in the league with a conference-best 59.9 FOW and paced the Western Conference with 559 faceoff wins ... Shared the NHL lead with 56 takeaways ... Posted five point streaks of four games or more ... Notched a season-high 9 PIM on Feb. 15 vs. SJS ... Took a season-high seven shots on goal on March 14 vs. CBJ ... Skated in a season-high 24:12 on April 1 vs. NSH ... Posted his 200th career assist on April 4 vs. STL ... Skated in his 400th NHL game on April 9 at MIN ... Tallied 14 points in 23 postseason games en route to the 2013 Stanley Cup championship ... Shared the club lead with 11 helpers ... Notched five multi-point games, including a two-point outing (1G, 1A) in Game 6 of the Stanley Cup Final on June 24 at BOS ... Collected a playoff career-high 7 SOG in Game 3 of the Western Conference Semifinals at DET on May 20 ... Skated in a postseason career-high 36:24 in Game 1 vs. BOS on June 12 ... Posted five points (2G, 3A) in the final three games of the SCF ... Ranked second in the league with 268 faceoff wins ... Won the 2013 Frank J. Selke Trophy as the league's best defensive forward.

2011-12: Shared second on the Blackhawks with 29 goals and ranked fourth with 57 points (29G, 28A) in 59 regular-season tilts ... Collected his 300th NHL point (1A) on Dec. 14 at MIN ... Honored as the NHL's Second Star of the Month for November and the NHL's Third Star for the week ending Nov. 14 ... Finished with an NHL-best 59.4 FOW and paced the Blackhawks with 675 faceoff wins ... Posted 16 multi-point outings, including three three-point outings and five multi-goal games ... Led team forwards with an average TOI of 20:50 and 1:52 of shorthanded TOI per game ... Tallied a career-high five points (2G, 3A) on Nov. 25 at ANA ... Logged a regular-season career-high 26:55 on Dec. 11 vs. SJS ... Recorded a season-long six-game point streak (5G, 4A) from Jan. 10-20 ... Tallied a five-game point streak (5G, 5A) from Nov. 10-18 ... Fired a career-high 10 SOG on Feb. 2 at EDM ... Became the first player in franchise history to score two penalty-shot goals in one season (Dec. 30 vs. DET, Feb. 16 at NYR) ... His penalty-shot tally just 1:05 into the game at NYR on Feb. 16 was the quickest in franchise history ... Ranked second on the club with three shootout goals and two game-deciding markers ... Selected to his third career All-Star Game, but did not participate due to injury ... Missed 23 regular-season games due to injury (Jan. 24, Feb. 21-April 7) ... Shared the club lead with two goals and four points in six postseason appearances vs. ARI in the 2012 Western Conference Quarterfinals ... Led Blackhawks forwards with an average TOI of 22:17.

2010-11: Paced the Blackhawks and shared 10th in the NHL with the career-high 76 points (32G, 44A) in 80 regular-season contests ... Finished ninth in the league with a 56.7 FOW and paced the NHL with 937 total draws ... Led team forwards with 20:45 TOI per game ... Posted a team-best 24 multi-point outings ... Honored as the NHL's First Star of the Month for February ... Voted by fans as one of three starting forwards for the 2011 NHL All-Star Game in Raleigh ... Recorded three points (1G, 2A) for Team Lidstrom in his second career All-Star appearance ... Netted his 100th NHL goal on Jan. 16 vs. NSH, becoming the fifth-youngest player in franchise history to reach the milestone ... Tallied Chicago's only hat trick of the season and the third of his NHL career (regular and postseason) on Nov. 17 at EDM ... Recorded a season-high four points (2G, 2A) on Nov. 6 at ATL ... Reached the 200-point plateau with a goal and an assist on Oct. 29 vs. EDM ... Missed two games due to injury (Dec. 30-Jan. 2) ... Posted four points (1G, 3A) in seven games in the 2011 WCQF vs. VAN ... Netted the game-tying SHG with 1:56 remaining in regulation to force overtime in Game 7 on April 26.

2009-10: Ranked second on the club with 25 goals and third with 43 assists and 68 points in 76 regular-season games ... Tied for the team lead with 9 PPG ... Ranked second on the Blackhawks with 18 multi-point outings, including three three-point games ... Paced the team with 69 takeaways ... Finished seventh in the NHL with a 57.2 FOW ... Tied for the NHL lead with eight shootout goals and ranked fourth with 3 GDG ... Compiled a season-long four-game point streak (2G, 3A) from Dec. 13-20 ... Collected a season-high three assists on Dec. 27 vs. NSH ... Posted four consecutive multi-point games (1G, 7A) from Feb. 14-March 5 ... Tallied his 100th NHL assist on March 5 vs. VAN ... Recorded his first career SHG on April 6 at DAL ... Won the 2010 Conn Smyth Trophy as the Most Valuable Player in the Stanley Cup Playoffs ... Ranked second in the NHL and tied a Blackhawks franchise record (D. Savard, 1985) with a career-high 29 points (7G, 22A) in 22 postseason contests ... Led the league and established a franchise record with 22 playoff helpers ... Tied

LEADERSHIP

PLAYERS

2008-09

OPPONENTS

TRADITION

RECORDS

PLAYOFFS

HISTORY

MINORS

MEDIA

JONATHAN TOEWS

CAREER (CONT.)

for the postseason lead with 5 PPG ... Posted seven multi-point outings in the postseason ... Tied Stan Mikita's franchise-record 13-game postseason point streak (7G, 18A) from April 22-May 23 ... Recorded his first career postseason hat trick and tied a franchise playoff record with a career-best five points in Game 4 of the WCSF at VAN on May 7. **2008-09:** Recorded 69 points (34G, 35A) in 82 regular-season games ... Paced the team with 34 goals and ranked second with 12 PPG ... Named the 34th captain in Blackhawks history on July 17, 2008, making him the third-youngest player to earn that distinction in NHL history at the time ... Ranked second on the club with 18 multi-point performances, including six multi-goal games, and posted a season-high three points four times ... Awarded the NHL's Second Star for the week ending Dec. 7 ... Named to the starting lineup for the Western Conference in the 2009 NHL All-Star Game in Montreal and notched a goal in the contest ... Paced the club with 7 GWG and a 54.7 F0% ... Recorded Chicago's only hat trick of the season and the first of his NHL career on Feb. 27 vs. PIT ... Matched a season-long five-game point streak twice ... Netted his 100th career point as part of a three-point night (2G, 1A) on Feb. 17 at TBL ... Accrued the first fighting major of his NHL career on Nov. 18 against ARI's Martin Hanzal ... Tied for second on the club with seven goals and ranked third with 13 points in 17 tilts during his Stanley Cup Playoffs debut ... Paced the club with 43 SOG ... Netted his first two postseason goals, including the GWG, in Game 2 of the WCQF vs. CGY on April 18 ... Tallied a playoff-best two assists in Game 3 vs. CGY on April 20 ... Recorded three points (2G, 1A) in Game 6 of the WCSF vs. VAN on May 11 ... Netted the series-clinching goal in Game 6 vs. VAN on May 11. **2007-08:** Nominated for the 2008 Calder Trophy as the NHL's top rookie ... Led NHL rookies with 24 goals and ranked third with 54 points in 64 regular-season games in his NHL debut ... Registered 10 multi-point games, tallying five two-point outings and notching a season-high three points five times ... Scored his first NHL goal on his first shot in his first game on Oct. 10 vs. SJS ... Began his Blackhawks and professional career with a point in each of his first 10 games (5G, 5A), the second-longest streak to start a career in NHL history (T. Selanne) and a career long ... Potted a season-high two goals on Feb. 14 at NSH ... Dished out a season-high three assists on Feb. 24 at ANA ... Missed 16 games due to injury (Jan. 1-Feb. 9). **2006-07:** Capped his collegiate career with the Western Collegiate Hockey Association's University of North Dakota, ranking second on the team with 18 goals and 28 assists in 34 games while helping UND reach the NCAA Frozen Four Tournament ... Served as the team's alternate captain ... Earned the American Hockey Coaches Association First-Team West All-American honors ... Named to the WCHA Final Five All-Tournament Team and Second Team All-WCHA ... Tallied 33 points (14G, 19A) in the team's final 21 games. **2005-06:** Made his collegiate debut, ranking third on North Dakota with 22 goals and fourth with 39 points in 42 contests ... Earned the NCAA West Regional Most Outstanding Player Award ... Won UND's Tom Hoghaug Memorial Scholarship, awarded annually to the freshman hockey player who has demonstrated initiative, character and a sense of responsibility.

INTERNATIONAL CAREER

Won gold with Team Canada at the 2016 World Cup of Hockey, collecting five points (3G, 2A) in six games during the tournament ... Won a gold medal with Team Canada at the 2014 Winter Olympics in Sochi, recording three points (1G, 2A) in six games while serving as an alternate captain ... Was the third-youngest player to earn a men's hockey medal at the 2010 Winter Olympics in Vancouver, winning a gold medal with Team Canada ... Became the youngest Canadian in history to earn gold medals at the U20 World Championship, World Championship and Olympics ... Was honored with a Directorate Award as the 2010 Olympic tournament's top forward and was named to the All-Tournament Team ... Led Team Canada and ranked third overall in the tournament with eight points (1G, 7A) ... Won a gold medal with Team Canada at the IIHF 2008 World Championship in Halifax and Quebec City, tallying five points (2G, 3A) in nine outings ... Captured two gold medals with Canada in 2007, first at the U20 World Championship in Sweden (4G, 3A), then as the only non-NHL player at the World Championship in Russia (2G, 5A) ... Won a gold medal with Canada at the 2006 IIHF U20 World Championship in British Columbia, tallying two points in six contests.

LEADERSHIP
PLAYERS
2019-20
OPPONENTS
TRADITION
RECORDS
PLAYOFFS
HISTORY
MINORS
MEDIA

CAREER STATISTICS

REGULAR SEASON

PLAYOFFS

SEASON	TEAM	LEAGUE	GP	G	A	PTS	+/-	PIM	GP	G	A	PTS	+/-	PIM
2004-05	Shattuck St. Mary's	HIGH-MN	64	48	62	110	-	38	-	-	-	-	-	-
2005-06	North Dakota	NCAA	42	22	17	39	22	22	-	-	-	-	-	-
	Canada	WJC	6	0	2	2	2	2	-	-	-	-	-	-
2006-07	North Dakota	NCAA	34	18	28	46	14	10	-	-	-	-	-	-
	Canada	WJC	6	4	3	7	1	12	-	-	-	-	-	-
	Canada	WC	9	2	5	7	0	6	-	-	-	-	-	-
2007-08	CHICAGO	NHL	64	24	30	54	11	44	-	-	-	-	-	-
	Canada	WC	9	2	3	5	0	8	-	-	-	-	-	-
2008-09	CHICAGO	NHL	82	34	35	69	12	51	17	7	6	13	-1	26
2009-10	CHICAGO	NHL	76	25	43	68	22	47	22	7	22	29	-1	4
	Canada	OLY	7	1	7	8	9	2	-	-	-	-	-	-
2010-11	CHICAGO	NHL	80	32	44	76	25	26	7	1	3	4	-4	2
2011-12	CHICAGO	NHL	59	29	28	57	17	28	6	2	2	4	4	6
2012-13	CHICAGO	NHL	47	23	25	48	28	27	23	3	11	14	9	18
2013-14	CHICAGO	NHL	76	28	40	68	26	34	19	9	8	17	3	8
	Canada	OLY	6	1	2	3	3	0	-	-	-	-	-	-
2014-15	CHICAGO	NHL	81	28	38	66	30	36	23	10	11	21	7	8
2015-16	CHICAGO	NHL	80	28	30	58	16	62	7	0	6	6	2	10
2016-17	CHICAGO	NHL	72	21	37	58	7	35	4	1	1	2	-5	0
	Canada	W-CUP	6	2	3	5	6	0	-	-	-	-	-	-
2017-18	CHICAGO	NHL	74	20	32	52	-1	47	-	-	-	-	-	-
2018-19	CHICAGO	NHL	82	35	46	81	2	40	-	-	-	-	-	-
NHL TOTALS			873	327	428	755	195	477	128	40	70	110	14	82

LEADERSHIP

PLAYERS

2018-19

OPPONENTS

TRADITION

RECORDS

PLAYOFFS

HISTORY

MINORS

MEDIA

NICOLAS BEAUDIN

DEFENSE • 74

SHOOTS: **LEFT**

HEIGHT: **5'11"** WEIGHT: **168**

BIRTHDATE: **OCTOBER 7, 1999**

BIRTHPLACE: **CHATEAUGUAY, QUEBEC**



DRAFT POSITION

Blackhawks' first-round selection (27th overall) in the 2018 National Hockey League Draft.

CAREER HIGHLIGHTS

Made his NHL debut and recorded two assists in a victory on March 29 vs. WPG.

CAREER

2018-19: Skated in 53 games with Drummondville of the Quebec Major Junior Hockey League, scoring 56 points (7G, 49A) ... Finished fifth in the QMJHL in scoring among defensemen ... Played in 16 playoff games and scored two goals and six assists ... Named to QMJHL Second All-Star Team. **2017-18:** His 69 points ranked fourth among defensemen in the QMJHL in scoring ... Totaled 12 goals and 57 assists in 68 games ... Picked up QMJHL Second All-Star Team Honors ... Played in 10 playoff games and scored 11 points (3G, 8A). **2016-17:** Led Drummondville defensemen with 41 points (5G, 36A) in 64 games played ... Played in four playoff games with Drummondville. **2015-16:** Played 26 games and tallied one assist in his first season with Drummondville.

CAREER STATISTICS

SEASON	TEAM	LEAGUE	GP	G	A	PTS	+/-	PIM	GP	G	A	PTS	+/-	PIM
2014-15	Châteauguay	QMAAA	41	3	21	24	-3	22	16	1	12	13	-1	10
2015-16	Châteauguay	QMAAA	21	5	18	23	19	44	-	-	-	-	-	-
	Drummondville	QMJHL	26	0	1	1	-7	4	3	1	0	1	2	2
2016-17	Drummondville	QMJHL	64	5	36	41	-19	26	4	0	0	0	-6	2
2017-18	Drummondville	QMJHL	68	12	57	69	27	45	10	3	8	11	2	2
2018-19	Drummondville	QMJHL	53	7	49	56	60	48	16	2	6	8	7	20

LEADERSHIP

PLAYERS

2018-19

OPPONENTS

TRADITION

RECORDS

PLAYOFFS

HISTORY

MINORS

MEDIA

ADAM BOQVIST

DEFENSE • 27

SHOOTS: **RIGHT**

HEIGHT: **5'11"** WEIGHT: **179**

BIRTHDATE: **AUGUST 15, 2000**

BIRTHPLACE: **FALUN, SWEDEN**



DRAFT POSITION

Blackhawks' first-round selection (eighth overall) in the 2018 National Hockey League Draft.

CAREER

2018-19: Posted 20 goals and 40 assists in 54 regular-season games with the London Knights of the Ontario Hockey League ... His 20 markers were third and his 60 points shared seventh among OHL blueliners ... Shared first among OHL defensemen with 10 goals during the playoffs ... Named to the OHL Second All-Star Team. **2017-18:** Spent time with Brynäs IF in the Swedish Hockey League, Brynäs IF J20 in the SuperElit League and Almtuna IS in Allsvenskan ... Notched an assist in 15 regular-season SHL games ... Skated in three SHL postseason contests ... Tallied 14 goals and 10 assists in 25 SuperElit games ... Tallied three goals and two assists in three SuperElit postseason contests ... Had two assists in seven games for Almtuna. **2016-17:** Spent time with Brynäs IF J20 in the SuperElit League and Brynäs IF J18 in the J18 Allsvenskan and J18 Elit League ... Scored 16 points (4G, 12A) in 18 Super Elit regular-season games ... Played in two postseason games ... Skated in two J18 Allsvenskan games ... Had eight goals and six helpers in eight J18 Elit games.

INTERNATIONAL CAREER

Had a goal and three assists in five games for Sweden at the 2019 IIHF World Junior Championship ... Helped Sweden to a bronze medal at the 2018 IIHF U18 World Junior Championship ... Was named the tournament's top defenseman and led all blueliners with three goals and six points ... Skated in six games at the 2017 IIHF U18 World Junior Championship.

CAREER STATISTICS

SEASON	TEAM	LEAGUE	REGULAR SEASON						PLAYOFFS					
			GP	G	A	PTS	+/-	PIM	GP	G	A	PTS	+/-	PIM
2013-14	Hedemora SK U16	U16 Elite	17	0	1	1	-	2	-	-	-	-	-	-
2014-15	Hedemora SK U16	U16 Elite	26	15	28	43	-	4	-	-	-	-	-	-
	Hedemora SK U16	U16 SM	3	1	0	1	-	0	-	-	-	-	-	-
	Hedemora SK J18	J18 Div. 1	2	1	0	1	-	2	-	-	-	-	-	-
	Hedemora SK	Div. 2	2	0	0	0	-	0	-	-	-	-	-	-
2015-16	Brynäs IF U16	U16 SM	3	5	0	5	-	2	-	-	-	-	-	-
	Brynäs IF J18	J18 Elit	17	3	6	9	-	2	-	-	-	-	-	-
	Brynäs IF J18	J18 Allsvenskan	17	6	6	14	6	2	5	0	0	0	-3	0
	Brynäs IF J18	J18 Elit	8	8	6	14	-	2	-	-	-	-	-	-
2016-17	Brynäs IF J18	J18 Allsvenskan	0	0	0	0	0	0	2	0	0	0	-3	0
	Brynäs IF J20	SuperElit	18	4	12	16	1	10	2	0	0	0	-2	0
	Sweden U17	WHC-17	6	4	0	4	-	6	-	-	-	-	-	-
	Sweden U18	WJC-18	6	0	0	0	0	0	-	-	-	-	-	-
	Brynäs IF J20	SuperElit	25	14	10	24	6	18	3	3	2	5	2	29
	Brynäs IF	SuperElit	15	0	1	1	-7	4	3	0	0	0	0	1
2017-18	Almtuna IS	Allsvenskan	7	0	2	2	1	2	3	3	2	5	2	29
	Sweden U18	WJC-18	6	3	3	6	6	2	-	-	-	-	-	-
	London	OHL	54	20	40	60	12	12	11	10	3	13	-4	6

LEADERSHIP

PLAYERS

2018-19

OPPONENTS

TRADITION

RECORDS

PLAYOFFS

HISTORY

MINORS

MEDIA

COLLIN DELIA

GOALTENDER • 60

CATCHES: **LEFT**

HEIGHT: **6'2"** WEIGHT: **200**

BIRTHDATE: **JUNE 20, 1994**

BIRTHPLACE: **RANCHO CUCAMONGA, CALIF.**



DRAFT POSITION

Undrafted.

CAREER TRANSACTIONS

Signed as a free agent by Chicago, July 28, 2017.

CAREER HIGHLIGHTS

Made his National Hockey Debut and picked up his first career NHL victory on March 29, 2018 vs. WPG.

CAREER

2018-19: Split the season between the Blackhawks and Rockford IceHogs of the American Hockey League ... Posted a 6-4-3 record with a 3.61 goals-against average and .908 SV% with Chicago ... Recorded a 13-8-4 mark in 26 appearances with the IceHogs ... Second among qualified AHL goaltenders with a .922 SV% and ninth with a 2.48 GAA. **2017-18:** Spent time with Chicago, Rockford and Indy ... Made his NHL debut on Mar. 29 vs. WPG ... Played in 28 games for the American Hockey League's Rockford IceHogs, compiling a 2.72 GAA and a .900 SVS% ... Recorded a 2.34 goals-against-average and a .924 save percentage in ten playoff contests for Rockford ... Made a season-high 52 saves in a triple overtime playoff win vs. the Chicago Wolves on Apr. 26 ... Appeared in ten games for the Indy Fuel of the East Coast Hockey League. **2016-17:** Played in 21 games for Merrimack College, finishing with a 9-8-3 record ... Ranked fourteenth nationally in goals-against average (2.15) and ninth in save percentage (.927) ... Posted a career-high three shutouts ... Received the NCAA (Hockey East) Goaltender of the Year award ... Named as a Hockey East Third Team All-Star, Hockey East Goaltender of the Month for January and a two-time Hockey East Defensive Player of the Week ... Recognized as a finalist for the Hockey Humanitarian Award and for the Hockey East All-Academic team. **2015-16:** Appeared in 26 games for Merrimack College, posting a 8-12-6 record, as well as a 2.96 GAA and a .889 SVS% ... Made a career-high 600 saves. **2014-15:** Posted a 1.86 GAA and a .937 SVS% in nine games for Merrimack College ... Dressed in six straight games (five starts) and helped team win three games in that span.

CAREER STATISTICS

SEASON	TEAM	LEAGUE	REGULAR SEASON							PLAYOFFS					
			GP	MINS	GA	GAA	W-L-T/OTL	SO		GP	MINS	GA	GAA	W-L	SO
2012-13	Amarillo	NAHL	19	981	37	2.26	11-2-2	3		11	-	-	-	-	-
2013-14	Amarillo	NAHL	31	1,723	46	1.60	22-7-0	7		6	-	-	2.38	-	-
2014-15	Merrimack	NCAA	9	517	16	1.86	4-4-1	1		-	-	-	-	-	-
2015-16	Merrimack	NCAA	26	1,521	75	2.96	8-12-6	0		-	-	-	-	-	-
2016-17	Merrimack	NCAA	21	1,202	43	2.15	9-8-3	3		-	-	-	-	-	-
2017-18	CHICAGO	NHL	2	106	7	3.96	1-1-0	0		-	-	-	-	-	-
	Rockford	AHL	28	1,675	76	2.72	17-7-4	1		10	667	26	2.34	7-3	0
	Indy	ECHL	10	539	37	4.12	1-7-0	0		-	-	-	-	-	-
2018-19	CHICAGO	NHL	16	831	50	3.61	6-4-3	0		-	-	-	-	-	-
	Rockford	AHL	26	1,547	64	2.48	13-8-4	0		-	-	-	-	-	-

ALEXANDRE FORTIN


LEFT WING • 84

SHOOTS: **LEFT**

HEIGHT: **6'0"** WEIGHT: **184**

BIRTHDATE: **FEBRUARY 25, 1997**

BIRTHPLACE: **BLAINVILLE, QUEBEC**



DRAFT POSITION

Undrafted.

CAREER TRANSACTIONS

Signed as a free agent by Chicago on September 25, 2016.

CAREER HIGHLIGHTS

Made his NHL debut on Oct. 11, 2018 at MIN ... Recorded his first career NHL goal on Oct. 21, 2018 vs. TBL.

CAREER

2018-19: Scored six points (3G, 3A) in 24 games with the Blackhawks ... Scored his first career NHL point on Oct. 20 at CBJ with an assist ... Followed that with goal in the next game on Oct. 21 vs. TBL ... Spent the majority of the season with Rockford of the American Hockey League, scoring six goals and adding six assists in 47 games. **2017-18:** In his first professional season, scored four goals and added 17 assists in 53 games with Rockford ... Appeared in one playoff game with the IceHogs. **2016-17:** Scored 52 points (22G, 30A) in 52 games with Rouyn-Noranda in the Quebec Major Junior Hockey League ... Skated in 13 playoff games with Rouyn-Noranda and scored 16 points (6G, 10A). **2015-16:** Helped Rouyn-Noranda to the Presidents Trophy Cup as the QMJHL Playoff Champion ... Played in 20 playoff games and scored four goals and notched three assists ... During the regular season, scored 19 goals and added 24 assists in 54 games played.

CAREER STATISTICS

SEASON	TEAM	LEAGUE	REGULAR SEASON							PLAYOFFS					
			GP	G	A	PTS	+/-	PIM		GP	G	A	PTS	+/-	PI
2010-11	Laurentides AA	MMBAA	32	7	8	15	-	8		-	-	-	-	-	-
2011-12	Laurentides AA	MMBAA	31	26	18	44	-	30		4	1	4	5	-	10
	Laurentides	QMAAA	-	-	-	-	-	-		3	3	5	8	-	0
2012-13	Esther-Blondin	QMAAA	41	10	14	24	-	8		3	0	0	0	-	4
2013-14	Esther-Blondin	QMAAA	28	20	17	37	-	20		19	14	21	35	-	2
2014-15	Rouyn-Noranda	QMJHL	67	11	29	40	-3	10		6	4	1	5	-5	0
2015-16	Rouyn-Noranda	QMJHL	54	19	24	43	13	17		20	4	3	7	5	2
2016-17	Rouyn-Noranda	QMJHL	52	22	30	52	18	14		13	6	10	16	1	4
2017-18	Rockford	AHL	53	4	17	21	-1	22		1	0	0	0	0	0
2018-19	Rockford	AHL	47	6	6	12	2	8		-	-	-	-	-	-
	CHICAGO	NHL	24	3	3	6	-6	2		-	-	-	-	-	-

LEADERSHIP

PLAYERS

2018-19

OPPONENTS

TRADITION

RECORDS

PLAYOFFS

HISTORY

MINORS

MEDIA

DENNIS GILBERT

DEFENSE • 39

SHOOTS: **LEFT**

HEIGHT: **6'2"** WEIGHT: **216**

BIRTHDATE: **OCTOBER 30, 1996**

BIRTHPLACE: **BUFFALO, N.Y.**



DRAFT POSITION

Blackhawks' third-round selection (91st overall) in the 2015 National Hockey League Draft.

CAREER

2018-19: Split time between the Rockford IceHogs of the American Hockey League and Chicago during the 2018-19 season ... Skated in one game with the Chicago, making his National Hockey League debut on April 3 vs. St. Louis ... Appeared in 63 contests with Rockford, recording 14 points (5G, 9A) ... Made his professional hockey debut with the IceHogs on Oct. 13 vs. Texas, tallying his first career point (1A). **2017-18:** Tied for first on the team in short-handed goals (2) ... Notched a goal in Notre Dame's 5-3 season-opening win over Alabama Huntsville to tie the game at 3-3 (Oct. 5) ... That goal against the Chargers was his first since he netted the game winner in Notre Dame's 4-3 comeback win at Boston College during his freshman season (Dec. 10, 2015) ... Missed game two of the Sacred Heart series with an injury ... Posted his first career two-goal game in Notre Dame's 6-2 win at 12th-ranked Wisconsin (Dec. 9), including his first career shorthanded tally ... Scored his second shorthanded goal of the season in Notre Dame's 4-3 loss to Michigan State (Feb. 24) ... Assisted on Cam Morrison's game-winning goal in the BIG championship game (March 17). **2016-17:** Tied a career high with two assists in Notre Dame's 6-2 win over UConn (Oct. 28) ... Had a two-assist game in Notre Dame's next contest, a 5-2 win at Northeastern (Nov. 12) ... Also posted a two-assist game in Notre Dame's 6-4 loss at Boston College (Jan. 28) ... Notched a pair of assists in Notre Dame's 3-2 win over Maine in Portland (Feb. 10) and added an assist the next night for a three-point weekend ... Was named the Hockey East Defensive Player of the Week following that sweep of Maine (Feb. 13) ... Had a pair of assists in Notre Dame's 4-1 win over 10th-ranked Providence (Feb. 17) and then also had a pair of assists in game two against Providence (Feb. 18) ... Named the Hockey East's Best Defensive Defenseman (March 15) and a Hockey East Third Team All-Star (March 16). **2015-16:** Played in all 37 games while scoring two goals and adding eight assists for 10 points ... Finished the season with one power-play goal and one game winner ... Was +5 on the year, had 54 shots on goal ... Led the team with 70 blocks ... Notched his first career point on an assist in his first career game, a season-opening 7-4 win at Penn State (Oct. 16) ... Had his first career multi-point game with a pair of assists in Notre Dame's 8-2 win over UConn at the Barclays Center (Nov. 1) ... Scored his first career goal in a 2-2 tie at UMass Lowell (Nov. 20) ... Scored the game-winning goal with 22 seconds left in the third period and added an assist in Notre Dame's 4-3 comeback win at then third-ranked Boston College (Dec. 10) ... After scoring his first career game-winning goal in dramatic fashion, was named the Hockey East Player of the Week (Dec. 14) ... Had a pair of assists in Notre Dame's 7-1 win over Western Michigan (Jan. 8).

CAREER STATISTICS

SEASON	TEAM	LEAGUE	GP	REGULAR SEASON					PIM	PLAYOFFS					PIM
				G	A	PTS	+/-			GP	G	A	PTS	+/-	
2013-14	Buffalo	OJHL	35	4	13	17	-	36		10	-	3	3	-	8
2014-15	Chicago	USHL	59	4	23	27	2	89		-	-	-	-	-	-
2015-16	Notre Dame	NCAA	37	2	8	10	5	34		-	-	-	-	-	-
2016-17	Notre Dame	NCAA	40	0	22	22	27	22		-	-	-	-	-	-
2017-18	Notre Dame	NCAA	39	4	6	10	3	16		-	-	-	-	-	-
2018-19	Rockford	AHL	63	5	9	14	-8	67		-	-	-	-	-	-
	CHICAGO	NHL	1	0	0	0	0	2		-	-	-	-	-	-

MATTHEW HIGHMORE

CENTER • 36

SHOOTS: **LEFT**

HEIGHT: **5'11"** WEIGHT: **181**

BIRTHDATE: **FEB. 27, 1996**

BIRTHPLACE: **HALIFAX, NOVA SCOTIA**



DRAFT POSITION

Undrafted.

CAREER HIGHLIGHTS

Appeared in 13 NHL games with the Blackhawks, notching two goals ... Scored his first NHL goal on March 10 at BOS ... Made his NHL debut on March 1 at SJS.

CAREER

2018-19: Served as alternate captain for the Rockford IceHogs ... Scored nine points (3G, 6A) in 12 games for Rockford ... Missed time due to a shoulder injury. **2017-18:** Split time between Chicago and the Rockford IceHogs of the American Hockey League ... Appeared in 13 NHL games with the Blackhawks, notching two goals ... Scored his first NHL goal on March 10 at BOS ... Made his NHL debut on March 1 at SJS ... Notched nine points (2G, 7A) in 13 postseason games with the IceHogs ... Tallied 44 points (24G, 19A) in regular-season 64 games with Rockford ... His 24 goals ranked first, his 43 points ranked second and his 19 assists shared fifth among IceHogs skaters ... Made his professional debut on Oct. 7 at CLE, recording his first AHL points (1G, 1A). **2016-17:** Served as alternate captain... Notched three assists in four games in the Memorial Cup ... Helped Saint John to the QMJHL Championship... Recorded 24 points (6G, 18A) in 18 postseason games ... Tallied career-highs in goals (34), assists (55) and points (89) in 64 regular-season games ... Led Saint John in assists (55) and points (89) while finishing 3rd in goals (34). **2015-16:** Served as alternate captain ... Recorded career-highs in goals (22), assists (53) and points (75) in 65 games with Saint John ... Led the Sea Dogs in assists (53) and points (75) ... Notched 20 points (9G, 11A) in 17 postseason games. **2014-15:** Served as alternate captain ... Appeared in 62 games, recording 24 points (11G, 13A) with the Sea Dogs ... Skated in five postseason games, tallying one assist. **2013-14:** Skated in a career-high 68 games, tallying 50 points (19G, 31A) ... Led Saint John in assists (31) and finished second in goals (19) and points (50) among Saint John skaters. **2012-13:** Appeared in 30 games with the Saint John Sea Dogs of the QMJHL, notching nine points (4G, 5A) ... Skated in four postseason games.

CAREER STATISTICS

SEASON	TEAM	LEAGUE	GP	G	A	PTS	+/-	PIM	GP	G	A	PTS	+/-	PIM
2012-13	Saint John	QMJHL	30	4	5	9	-3	26	4	0	0	0	-2	8
2013-14	Saint John	QMJHL	68	19	31	50	-13	62	-	-	-	-	-	-
2014-15	Saint John	QMJHL	62	11	13	24	-1	60	5	0	1	1	-4	6
2015-16	Saint John	QMJHL	65	22	53	75	25	38	17	9	11	20	1	12
2016-17	Saint John	QMJHL	64	34	55	89	34	46	18	6	18	24	18	14
2017-18	Rockford	AHL	64	24	19	43	-6	24	13	2	7	9	8	2
	CHICAGO	NHL	13	2	0	2	-4	0	-	-	-	-	-	-
2018-19	Rockford	AHL	12	3	6	9	1	6	-	-	-	-	-	-

LEADERSHIP

PLAYERS

2018-19

OPPONENTS

TRADITION

RECORDS

PLAYOFFS

HISTORY

MINORS

MEDIA

DOMINIK KUBALIK

FORWARD • 8

SHOOTS: **LEFT**

HEIGHT: **6'2"** WEIGHT: **179**

BIRTHDATE: **AUGUST 21, 1995**

BIRTHPLACE: **PLZEN, CZECH REPUBLIC**



DRAFT POSITION

Kings' seventh-round selection (191st overall) in the 2013 National Hockey League Draft.

CAREER TRANSACTIONS

Traded by LAK to Chicago in exchange for a fifth-round pick in the 2019 NHL Draft on Jan. 24, 2019.

CAREER

2018-19: Paced the National League in Switzerland with 57 points, was second with 32 assists and third with 25 goals en route to being named the league's most valuable player. **2017-18:** Split the season between HC Ambri-Piotta and HC Plzen of the Czech Extraliga ... Picked up 27 points (10G, 17A) in 25 regular-season games for Ambri-Piotta while adding seven points (1G, 6A) in 10 relegation contests ... Had 16 goals and eight helpers in 20 games for Plzen. **2016-17:** Paced the Czech Extraliga with 29 goals and added 19 assists in 51 regular-season games for HC Plzen ... Recorded three goals and two assists in 11 playoff games. **2015-16:** Led the Czech Extraliga with 25 markers and also had 15 assists for HC Plzen ... Tallied four points (1G, 3A) in 11 postseason contests. **2014-15:** Spent time with HC Plzen of the Czech Extraliga, HC Havlickuv Brod of Czech2, HC Klatovy of Czech3 and HC Plzen U20 of the Czech U20 league ... Had seven points (3G, 4A) in 35 regular-season games with HC Plzen ... Added a goal and an assist in four playoff games ... Had two points (1G, 1A) in four games for Havlickuv Brod ... Notched a marker in two games for Klatovy ... Registered 27 points (18G, 9A) in 16 regular-season games with Plzen U20 ... Had three goals and two helpers in four Czech U20 postseason contests. **2013-14:** Split the season between the Sudbury Wolves and Kitchener Rangers of the Ontario Hockey League ... Posted 13 markers and 10 assists in 36 games with the Wolves ... Had six points (5G, 1A) in 23 games with Kitchener. **2012-13:** Recorded 34 points (17G, 17A) in 67 games with the Wolves ... Tacked on three goals and three assists in nine postseason contests.

INTERNATIONAL CAREER

Shared eighth among all skaters with 12 points and shared seventh with six goals at the 2019 World Championships ... Scored three goals and added five assists in eight games for the Czech Republic at the 2018 World Championships ... Netted two goals at the 2018 Olympic Games ... Captained the Czech Republic at the 2015 IIHF World Junior Championship ... Notched five helpers in five games at the 2013 IIHF U18 World Juniors.

CAREER STATISTICS

SEASON	TEAM	LEAGUE	GP	G	A	PTS	+/-	PIM	GP	G	A	PTS	+/-	PIM
2011-12	Plzen HC	Czech	8	1	0	1	-2	0	-	-	-	-	-	-
2012-13	Sadbury	OHL	67	17	17	34	-3	25	9	3	3	6	0	4
2013-14	Sadbury	OHL	36	13	10	23	0	35	-	-	-	-	-	-
	Kitchener	OHL	23	5	1	6	-16	11	-	-	-	-	-	-
2014-15	Plzen HC	Czech	35	3	4	7	-8	35	4	1	1	2	-	2
2015-16	Plzen HC	Czech	48	25	15	40	1	20	11	1	3	4	-	8
2016-17	Plzen HC	Czech	51	29	19	48	3	22	11	3	2	5	-	2
2017-18	Plzen HC	Czech	20	16	8	24	8	2	-	-	-	-	-	-
	Ambri-Piotta	NLA	25	10	17	27	-6	39	5	1	3	4	-	4
2018-19	Ambri-Piotta	NLA	50	25	32	57	5	18	5	1	5	6	-	6

KEVIN LANKINEN

GOALTENDER • 34

CATCHES: **LEFT**

HEIGHT: **6'2"** WEIGHT: **185**

BIRTHDATE: **APRIL 28, 1995**

BIRTHPLACE: **HELSINKI, FINLAND**



DRAFT POSITION

Undrafted.

CAREER TRANSACTIONS

Signed as a free agent by Chicago on May 21, 2018.

CAREER

2018-19: Split time between the Rockford IceHogs of the American Hockey League and the Indy Fuel of the ECHL during the 2018-19 season ... Made six appearances with Indy, posting a 4-2-0 record with a 3.18 goals-against average and a .893 save percentage ... Recorded a 7-8-4 record, a 2.50 GAA and a .910 SV% with Rockford ... Made his North American professional hockey debut with the Rockford IceHogs on Oct. 5 at Cleveland ... Won his first game with Rockford on Dec. 2 vs. San Antonio.

CAREER STATISTICS

SEASON	TEAM	LEAGUE	REGULAR SEASON						PLAYOFFS					
			GP	MINS	GA	GAA	W-L-T/OTL	SO	GP	MINS	GA	GAA	W-L	SO
2012-13	Jokerit U18	Jr B SM-sarja Q	6	-	-	1.64	--	-	10	-	-	.87	-	0
	Jokerit U20	Jr. A SM-liiga	23	-	-	2.92	--	-	6	-	-	2.38	-	0
2013-14	Jokerit U20	Jr A SM-liiga	36	-	-	2.33	--	-	4	-	-	2.09	-	0
	Jokerit Helsinki	SM-liiga	1	17	2	7.16	0-0-0	0	-	-	-	-	-	-
2014-15	HIFK Helsinki	SM-liiga	24	1,307	50	2.29	8-10-5	0	-	-	-	-	-	-
	Kiekko	Mestis	10	-	-	3.29	--	-	-	-	-	-	-	-
2015-16	HIFK Helsinki	SM-liiga	24	1423	56	2.36	12-5-6	0	-	-	-	-	-	-
	KooKoo Kouvolaa	SM-liiga	2	128	5	2.34	0-0-2	0	-	-	-	-	-	-
2016-17	HIFK Helsinki	SM-liiga	42	2443	87	2.14	13-19-9	7	13	-	-	2.50	-	-
2017-18	HIFK Helsinki	SM-liiga	15	900	20	1.33	10-3-2	4	13	-	-	1.99	-	-
	Kettera Imatra	Mestis	2	120	3	1.50	-	-	-	-	-	-	-	-
2018-19	Rockford	AHL	19	1,151	48	2.50	7-12-1	0	-	-	-	-	-	-
	Indy	ECHL	6	358	19	3.18	4-2-0	0	-	-	-	-	-	-

LEADERSHIP

PLAYERS

2018-19

OPPONENTS

TRADITION

RECORDS

PLAYOFFS

HISTORY

MINORS

MEDIA

JACOB NILSSON

CENTER • 67

SHOOTS: **LEFT**

HEIGHT: **5'10"** WEIGHT: **180**

BIRTHDATE: **OCT. 12, 1993**

BIRTHPLACE: **MORRUM, SWEDEN**



DRAFT POSITION

Undrafted.

CAREER TRANSACTIONS

Signed by Chicago as a free agent on May 31, 2018.

CAREER

2018-19: Split time between the Rockford IceHogs of the American Hockey League and Chicago during the 2018-19 season ... Appeared in two games with the Blackhawks, making his National Hockey League debut on Dec. 23 vs. Florida ... Skated in 61 contests with the IceHogs, tallying 32 points (15G, 17A) ... Notched his first AHL point (1A) in his third game on Oct. 13 vs. Texas. **2017-18:** Finished seventh on Mora IK of the Swedish Hockey League in goals (8), assists (10) and points (18) in 40 games ... Shared third on the team with three points (1G, 2A) in four relegation contests. **2016-17:** Registered career highs in goals (20) and assists (22) in 46 games with Mora IK of the Allsvenskan ... Paced the team in penalty minutes (65) ... Posted two goals and three assists in six qualification games. **2015-16:** Tallied 19 points (9G, 10A) in 47 games with Mora IK ... Netted a goal in three qualification games. **2014-15:** Finished second on Tingsryds AIF of Division 1 in assists (24) ... Paced Tingsryds AIF in penalty minutes (49) ... Notched 10 points (3G, 7A) in 16 Kvalserien AS games. **2013-14:** Posted 23 points (4G, 19A) in 38 games with Tingsryds AIF of Division 1 ... Tallied two goals and four helpers in 17 Kvalserien AS games. **2012-13:** Recorded seven points (4G, 3A) in 50 games for Tingsryds AIF of Allsvenskan ... Skated in one game for Tingsryds AIF J20 of the SuperElit ... Netted a goal through ten Kvalserien AS games with Tingsryds AIF. **2011-12:** Spent time between Tingsryds AIF J20 of SuperElit and Tingsryds AIF of the Allsvenskan ... Registered 15 points (4G, 11A) in 30 games for Tingsryds AIF J20 of the SuperElit ... Skated in 11 contests with Tingsryds AIF, adding a helper. **2010-11:** Split the regular season between two levels with Tingsryds AIF, compiling 20 points (11G, 9A) for the J20 club and making seven appearances with the J18 club ... Skated in three playoff games for Tingsryds AIF J18.

CAREER STATISTICS

SEASON	TEAM	LEAGUE	REGULAR SEASON						PLAYOFFS					
			GP	G	A	PTS	+/-	PIM	GP	G	A	PTS	+/-	PIM
2010-11	Tingsryds J18	J18 Elit	7	1	3	5	-	27	3	0	0	0	-	2
	Tingsryds J20	SuperElit	41	11	9	20	-	22	-	-	-	-	-	-
2011-12	Tingsryds J20	SuperElit	30	4	11	15	-3	28	-	-	-	-	-	-
	Tingsryds AIF	Allsvenskan	11	0	1	1	-4	0	-	-	-	-	-	-
2012-13	Tingsryds AIF	Allsvenskan	50	4	3	7	-8	24	10	1	0	1	-1	8
2013-14	Tingsryds AIF	SWE-1	38	4	19	23	5	34	17	2	4	6	-3	8
2014-15	Tingsryds AIF	SWE-1	32	4	24	28	10	49	16	3	7	10	4	10
2015-16	Mora IK	Allsvenskan	47	9	10	19	-4	20	3	1	0	1	1	2
2016-17	Mora IK	Allsvenskan	46	20	22	42	19	65	6	2	-3	5	-1	4
2017-18	Mora IK	SHL	40	8	10	18	-8	14	-	-	-	-	-	-
2018-19	Rockford	AHL	61	15	17	32	-5	22	-	-	-	-	-	-
	CHICAGO	NHL	2	0	0	0	-2	0	-	-	-	-	-	-

JOHN QUENNEVILLE

FORWARD • 47

SHOOTS: **LEFT**

HEIGHT: **6'1"** WEIGHT: **195**

BIRTHDATE: **APRIL 16, 1996**

BIRTHPLACE: **EDMONTON, ALBERTA**



DRAFT POSITION

Devils' first-round selection (30th overall) in the 2014 National Hockey League Draft.

CAREER TRANSACTIONS

Traded by NJD to Chicago in exchange for John Hayden.

CAREER HIGHLIGHTS

Made his NHL debut on Dec. 1, 2016 at Chicago ... Notched his first NHL goal and multi-point game (1G, 1A) on March 21, 2017 vs. NYR.

CAREER

2018-19: Split the season between the New Jersey Devils and Binghamton Devils of the American Hockey League ... Tallied one marker in 19 regular-season games with NJD ... Picked up 39 points (18G, 21A) in 37 regular-season games with Binghamton. **2017-18:** Spent time with New Jersey and Binghamton ... Skated in two games for NJD ... Had 14 goals and 20 helpers in 43 games in the AHL. **2016-17:** Played for both NJD and the Albany Devils of the American Hockey League ... Posted a goal and three assists in 12 games with NJD ... Selected to play in the AHL All-Star Game ... Tallied 46 points (14G, 32A) in 58 regular-season AHL games ... Added three markers and one helper in four Calder Cup playoff games. **2015-16:** Served as Alternate Captain for the Brandon Wheat Kings of the WHL ... Helped lead the Wheat Kings to a WHL Championship ... Scored 73 points (31G, 42A) in 57 regular-season games ... Led the league with 16 postseason goals. **2014-15:** Tallied 47 points (17G, 30A) in 57 regular-season games for the Wheat Kings ... Added 10 markers and nine assists in 19 postseason games. **2013-14:** Had 58 points (25G, 33A) in 61 regular-season games for Brandon ... Notched 13 points (5G, 8A) in nine playoff games. **2012-13:** Posted eight goals and 11 assists in 47 regular-season games with the Wheat Kings, first season with the club.

INTERNATIONAL CAREER

Posted a goal and an assist in five games at the 2016 IIHF World Junior Championship ... Helped Canada to a bronze medal at the 2014 IIHF U18 World Junior Championship.

CAREER STATISTICS

SEASON	TEAM	LEAGUE	GP	REGULAR SEASON					PIM	GP	PLAYOFFS				
				G	A	PTS	+/-	PIM			G	A	PTS	+/-	PIM
2012-13	Brandon	WHL	47	8	11	19	-18	14		-	-	-	-	-	-
2013-14	Brandon	WHL	61	25	33	58	3	71		9	5	8	13	4	-
2014-15	Brandon	WHL	57	17	30	47	12	63		19	10	9	19	8	18
2015-16	Brandon	WHL	57	31	42	73	28	71		21	16	11	27	17	8
2016-17	Albany	AHL	58	14	32	46	-19	53		4	3	1	4	-2	4
	NEW JERSEY	NHL	12	1	3	4	1	2		-	-	-	-	-	-
2017-18	Binghamton	AHL	43	14	20	34	-14	-		-	-	-	-	-	-
	NEW JERSEY	NHL	2	0	0	0	-3	0		-	-	-	-	-	-
2018-19	NEW JERSEY	NHL	19	1	0	1	-1	4		-	-	-	-	-	-
	Binghamton	AHL	37	18	21	39	-2	41		-	-	-	-	-	-

LEADERSHIP

PLAYERS

2018-19

OPPONENTS

TRADITION

RECORDS

PLAYOFFS

HISTORY

MINORS

MEDIA

ALEKSI SAARELA

CENTER • 28

SHOOTS: **LEFT**

HEIGHT: **5'10"** WEIGHT: **200**

BIRTHDATE: **JANUARY 7, 1997**

BIRTHPLACE: **HELSINKI, FINLAND**



DRAFT POSITION

New York Ranger's third-round selection (89th overall) in the 2015 National Hockey League Draft.

CAREER TRANSACTIONS

Acquired from Carolina, along with defenseman Calvin de Haan in exchange for goaltender Anton Forsberg and defenseman Gustav Forsling on June 24, 2019 ... Acquired by the Hurricanes from the NY Rangers along with a second-round pick in the 2016 and 2017 NHL Draft in exchange for Eric Staal on Feb. 2, 2016.

CAREER HIGHLIGHTS

Made his National Hockey League debut during the 2019 Stanley Cup Playoffs at Washington on April 20, 2019 ... Won the 2019 Calder Cup with the Charlotte Checkers.

CAREER

2018-19: Appeared in 69 games with the Charlotte Checkers, notching career highs in points (54), goals (30) and assists (24) ... His 30 goals paced Charlotte and his 54 points ranked second among Checkers' skaters ... Skated in 17 postseason contests, helping the Checkers to the 2019 Calder Cup Championship, tallying 15 points (7G, 8A) ... Made his National Hockey League debut during the 2019 Stanley Cup Playoffs at Washington on April 20, 2019. **2017-18:** Completed his first full professional season in North America with the Checkers, registering 43 points (25G, 18A) in 69 games... Posted the second-highest goal total by a rookie in Checkers history with 25, trailing only Warren Foegele's mark of 28 also set this season... Ranked third among AHL rookies and third on the Checkers in goals... Tied for first among AHL rookies and ranked second on the Checkers with 11 power-play goals... Recorded his first hat trick as a North American pro vs. Hershey on Dec. 21... Recorded three points (2G, 1A) in eight playoff games. **2016-17:** Spent the majority of the season with Lukko Rauma in Liiga, the top professional league in Finland... Registered 28 points (15G, 13A) in 49 games... Tied his career high in assists... Led the team in goals, ranked fourth in points and tied for sixth in assists... Joined the Charlotte Checkers of the American Hockey League (AHL) on March 27 following the conclusion of Lukko Rauma's season... Registered 10 points (6G, 4A) in nine games with Charlotte... Scored a goal in his North American debut at Cleveland (3/28) ... Named AHL Player of the Week for the week ending April 2, his first week in the league, after posting six points (4G, 2A) and a +5 rating in four games ... Recorded a season-high three points (1G, 2A) vs. Texas on April 8... Played in five AHL playoff games with Charlotte. **2015-16:** Appeared in 51 contests with Assat of Liiga, notching 33 points (20G, 13A) ... Also appeared in two regular-season games with Assat U-20, tallying two assists, and three playoff contests, notching a goal and two assists. **2014-15:** Spent the season in Liiga in his draft year, totaling 12 points (6G, 6A) in 51 games for Assat Pori... Led Assat in goals (20)... Ranked second among the team's skaters in scoring with 33 points (20G, 13A)... Had seven multi-point games, including four multi-goal games ... Had a season-high three points with two goals and an assist at Pelicans on Jan. 29 ... Also appeared in two regular-season games and three playoff games for Assat's junior team, totaling five points (1G, 4A). **2013-14:** Split the season between Lukko and Lukko's junior squad, earning two assists in 12 Liiga games and 22 points (6G, 16A) in 17 junior games... **2012-13:** Made his Liiga debut for Lukko as a 16-year-old, earning two points (1G, 1A) in three games... Also served as an alternate captain for Lukko's U18 team, earning 36 points (17G, 19A) in 16 games and had 18 points (8G, 10A) in 22 games for Lukko's U20 junior squad.

INTERNATIONAL CAREER

Has represented Finland in a number of international tournaments... Skated at the 2013 World U-17 Challenge, earning four points (2g, 2a) in five games... Played for Finland at the 2014 and 2015 U-18 World Championships, totaling eight points (3g, 5a) in seven games to win silver in 2015... Won gold along with fellow Hurricanes prospect Sebastian Aho at the 2016 World Junior Championship, earning seven points (4g, 3a) in seven game.

LEADERSHIP
PLAYERS
2018-19
OPPONENTS
TRADITION
RECORDS
PLAYOFFS
HISTORY
MINORS
MEDIA

CAREER STATISTICS

REGULAR SEASON

PLAYOFFS

SEASON	TEAM	LEAGUE	GP	G	A	PTS	+/-	PIM	GP	G	A	PTS	+/-	PIM
2012-13	Lukko Rauma	Liiga	3	1	1	2	-2	0	-	-	-	-	-	-
2013-14	Lukko Rauma	Liiga	12	0	2	2	-4	2	-	-	-	-	-	-
2014-15	Assat Pori	Liiga	51	6	6	12	-7	18	2	0	1	1	-	0
2015-16	Assat Pori	Liiga	51	20	13	33	4	14	-	-	-	-	-	-
2016-17	Lukko Rauma	Liiga	49	15	13	28	-7	10	-	-	-	-	-	-
	Charlotte	AHL	9	6	4	10	7	2	5	0	0	0	-2	2
2017-18	Charlotte	AHL	69	25	18	43	4	8	8	2	1	3	1	2
2018-19	Charlotte	AHL	69	30	24	54	18	12	17	7	8	15	10	4
	CAROLINA	NHL	-	-	-	-	-	-	1	0	0	0	0	0

LEADERSHIP

PLAYERS

2018-19

OPPONENTS

TRADITION

RECORDS

PLAYOFFS

HISTORY

MINORS

MEDIA

DYLAN SIKURA

RIGHT WING • 95

SHOOTS: **LEFT**

HEIGHT: **5'11"** WEIGHT: **158**

BIRTHDATE: **JUNE 1, 1995**

BIRTHPLACE: **AURORA, ONTARIO**



DRAFT POSITION

Blackhawks' sixth-round selection (178th overall) in the 2014 National Hockey League Draft.

CAREER HIGHLIGHTS

Made his NHL debut and recorded two assists in a victory on March 29 vs. WPG.

CAREER

2018-19: Split the season between Chicago and Rockford ... Recorded eight assists in 33 games with the Blackhawks ... Scored 17 goals and added 18 assists in 46 games with Rockford. **2017-18:** Spent time with the Blackhawks and the NCAA's Northeastern University ... Skated in five games and picked up three helpers for Chicago ... Picked up two helpers in NHL debut on March 29 vs. WPG ... Notched an assist on April 4 at STL ... Served as the Assistant Captain for the Huskies ... Named a Hobey Baker Award finalist ... Selected as a CCM/ACHA First Team All-American and Hockey East First Team All-Star ... Finished second on the team and third in the NCAA with 54 points (22G, 32A) in 36 games ... Fourth player in the NCAA since 2012-13 to record 50 or more points in consecutive seasons ... His 14 power-play goals led the country ... Picked up his 50th career marker and added an assist on Feb. 5 in Northeastern's Beanpot semifinal victory over Boston College ... Helped the Huskies capture their first Beanpot championship in 30 years on Feb. 12 vs. Boston University ... Registered a power-play goal on March 24 against Michigan in the NCAA Tournament. **2016-17:** Posted a career best 57 points (21G, 36A) during his junior season at Northeastern ... His 36 helpers shared second and his 57 points were sixth in the nation ... Shared ninth in the NCAA with five game-winning goals ... Named a Hobey Baker Award Candidate and a Hockey East Second Team All-Star ... Played in all 38 games for the Huskies ... Had a career-high four assists on Oct. 15 vs. Bentley ... Registered a hat trick and added an assist on Nov. 25 vs. Minnesota ... Scored a natural hat trick on Jan. 27 at UMass Lowell. **2015-16:** Finished his sophomore season for the Huskies with 28 points (10G, 18A) in 39 games. **2014-15:** Completed his freshman year at Northeastern, collecting five goals and two assists. **2013-14:** Second on the Aurora Tigers of the Ontario Junior Hockey League with 64 points (17G, 47A) ... His 47 assists shared fifth in the league ... Added 10 goals and 11 assists in 21 postseason tilts for the Tigers. **2012-13:** Totaled 28 points (8G, 20A) in 46 regular-season skates with Aurora ... Had one assist in six playoff games. **2011-12:** Had 18 points (6G, 12A) in 44 games in his first season with the Tigers ... Picked up two goals in nine OJHL playoff games.

CAREER STATISTICS

SEASON	TEAM	LEAGUE	GP	G	A	PTS	+/-	PIM	GP	G	A	PTS	+/-	PI
2010-11	S. Central AAA	ETAMMHL	54	19	22	41	-	16	-	-	-	-	-	-
	St. Andrews Col	CISAA	2	0	0	0	-	0	-	-	-	-	-	-
2011-12	Aurora	OJHL	44	6	12	18	-	2	9	2	0	2	-	0
2012-13	Aurora	OJHL	46	8	20	28	-	28	6	0	1	1	-	0
2013-14	Aurora	OJHL	41	17	47	64	-	16	21	10	11	21	-	28
2014-15	Northeastern	NCAA	25	5	2	7	-2	0	-	-	-	-	-	-
2015-16	Northeastern	NCAA	39	10	18	28	-4	2	-	-	-	-	-	-
2016-17	Northeastern	NCAA	38	21	36	57	10	12	-	-	-	-	-	-
2017-18	Northeastern	NCAA	35	22	32	54	18	22	-	-	-	-	-	-
	CHICAGO	NHL	5	0	3	3	2	0	-	-	-	-	-	-
2018-19	Rockford	AHL	46	17	18	35	7	12	-	-	-	-	-	-
	CHICAGO	NHL	33	0	8	8	2	0	-	-	-	-	-	-



LUCAS CARLSSON

DEFENSE

SHOOTS: LEFT

HEIGHT: 6'0"

WEIGHT: 189

BIRTHDATE: JULY 5, 1997

BIRTHPLACE: GAVLE, SWEDEN

ACQUIRED: 2016 NHL DRAFT (ROUND 4, 110TH OVERALL)

STATISTICS

SEASON	TEAM	LEAGUE	REGULAR SEASON						PLAYOFFS					
			GP	G	A	PTS	+/-	PIM	GP	G	A	PTS	+/-	PIM
2012-13	Brynäs IF J18	SWE J18	34	4	13	17	27	50	3	0	0	0	1	0
	Brynäs IF U16	SWE U16	6	1	5	6	-	34	-	-	-	-	-	-
2013-14	Brynäs IF J20	SuperElit	5	1	1	2	-3	10	-	-	-	-	-	-
	Brynäs IF J18	SWE J18	34	14	18	32	24	96	5	0	5	5	0	2
2014-15	Brynäs IF	SWE	16	0	1	1	-2	2	1	0	0	0	0	0
	Brynäs IF J20	SuperElit	42	6	12	18	5	60	2	0	1	1	2	4
	Brynäs IF J18	SWE J18	9	8	6	14	10	33	4	4	2	6	5	2
	Sweden	WJC U18	5	1	1	2	0	4	-	-	-	-	-	-
2015-16	Brynäs IF	SWE	35	4	5	9	-4	8	3	0	2	2	5	0
	Brynäs IF J20	SuperElit	15	1	10	11	11	53	1	0	0	0	0	25
2016-17	Brynäs IF	SWE	41	3	8	11	5	16	20	0	4	4	2	4
	Sweden	WJC	7	1	2	3	9	4	-	-	-	-	-	-
2017-18	Brynäs IF	SWE	44	7	10	17	-9	28	6	0	0	0	-6	2
2018-19	Rockford	AHL	69	9	24	33	-5	34	-	-	-	-	-	-



MACKENZIE ENTWISTLE

RIGHT WING

SHOOTS: RIGHT

HEIGHT: 6'3"

WEIGHT: 174

BIRTHDATE: JULY 14, 1999

BIRTHPLACE: GEORGETOWN, ONTARIO

ACQUIRED: FROM ARI ALONG WITH MARCUS KRUGER, JORDAN MALETTA, ANDREW CAMPBELL AND A 2019 PICK FOR MARIAN HOSSA, VINNIE HINOSTROZA, JORDAN OESTERLE AND A 2019 PICK ON JULY 12, 2018.

STATISTICS

SEASON	TEAM	LEAGUE	REGULAR SEASON						PLAYOFFS					
			GP	G	A	PTS	+/-	PIM	GP	G	A	PTS	+/-	PIM
2015-16	Hamilton	OHL	60	6	8	14	-14	17	-	-	-	-	-	-
	Canada	WHC-17	6	1	0	1	-	6	-	-	-	-	-	-
2016-17	Hamilton	OHL	54	12	13	25	0	25	7	1	1	2	-1	0
	Canada	WJC-18	5	4	3	7	1	6	-	-	-	-	-	-
2017-18	Hamilton	OHL	49	13	25	38	16	35	21	10	7	17	9	14
2018-19	Hamilton	OHL	29	15	12	27	-	25	-	-	-	-	-	-
	Guelph	OHL	28	15	15	23	10	23	24	7	14	21	13	14

LEADERSHIP

PLAYERS

2018-19

OPPONENTS

TRADITION

RECORDS

PLAYOFFS

HISTORY

MINORS

MEDIA



BRANDON HAGEL

LEFT WING

SHOOTS: LEFT

HEIGHT: 5'11"

WEIGHT: 174

BIRTHDATE: AUGUST 27, 1998

BIRTHPLACE: SASKATOON, SASKATCHEWAN

ACQUIRED: SIGNED AS A FREE AGENT BY CHICAGO, NOVEMBER 5, 2018

STATISTICS

SEASON	TEAM	LEAGUE	GP	REGULAR SEASON					PIM	GP	PLAYOFFS				
				G	A	PTS	+/-				G	A	PTS	+/-	PIM
2015-16	Rebels	WHL	72	13	34	47	22	46		17	1	9	10	-2	18
2016-17	Rebels	WHL	65	31	40	71	2	85		7	7	1	8	-1	10
2017-18	Rebels	WHL	56	18	41	59	2	45		5	5	1	6	-4	16
2018-19	Rebels	WHL	66	41	61	102	42	80		4	4	2	6	-5	8
	Rockford	AHL	8	0	1	1	-2	2		-	-	-	-	-	-



MIKAEL HAKKARAINEN

CENTER

SHOOTS: LEFT

HEIGHT: 6'0"

WEIGHT: 194

BIRTHDATE: JAN. 26, 1988

BIRTHPLACE: HELSINKI, FINLAND

ACQUIRED: 2018 NHL DRAFT (ROUND 5, 139TH OVERALL)

STATISTICS

SEASON	TEAM	LEAGUE	GP	REGULAR SEASON					PIM	GP	PLAYOFFS				
				G	A	PTS	+/-				G	A	PTS	+/-	PIM
2012-13	Blues U16 II	Finland	20	13	16	29	-	6		-	-	-	-	-	-
	Blues U16	Finland	13	7	8	15	-	4		9	2	3	5	-	2
2013-14	Blues U16 A	Finland	24	24	25	49	-	6		10	3	8	11	-	0
	Blues U18 Akatemia	Finland	5	0	2	2	-	0		-	-	-	-	-	0
	Blues U18	Finland	3	0	2	2	-	0		-	-	-	-	-	0
2014-15	Blues U18	Finland	43	21	30	51	-	6		9	3	1	4	-	4
2015-16	Brookings	NAHL	54	13	27	40	-14	10		4	2	0	2	-4	2
2016-17	Chicago	NAHL	16	0	4	4	-4	2		-	-	-	-	-	-
	Muskegon	NAHL	32	9	5	14	-3	8		2	0	0	0	0	0
2017-18	Muskegon	NAHL	36	15	31	46	7	16		3	0	1	1	-4	0
2018-19	Providence	NCAA	1	0	0	0	0	0		-	-	-	-	-	-
	Muskegon	USHL	42	19	28	47	24	22		8	4	5	9	2	12



PHILIP HOLM

DEFENSE

SHOOTS: LEFT

HEIGHT: 6'1"

WEIGHT: 190

BIRTHDATE: DECEMBER 8, 1991

BIRTHPLACE: STOCKHOLM, SWEDEN

ACQUIRED: SIGNED AS A FREE AGENT BY CHICAGO, AUGUST 13, 2019

STATISTICS

SEASON	TEAM	LEAGUE	REGULAR SEASON						PLAYOFFS					
			GP	G	A	PTS	+/-	PIM	GP	G	A	PTS	+/-	PIM
2010-11	Djurgardens IF	SHL	1	0	0	0	0	0	-	-	-	-	-	-
2011-12	Djurgardens IF	SHL	50	2	2	4	4	18	-	-	-	-	-	-
2012-13	Djurgardens IF	Allsvenskan	46	5	8	13	19	34	-	-	-	-	-	-
2013-14	Djurgardens IF	Allsvenskan	44	1	6	7	10	54	-	-	-	-	-	-
2014-15	Djurgardens IF	SHL	51	2	7	9	-6	20	-	-	-	-	-	-
2015-16	Djurgardens IF	SHL	43	2	5	7	7	51	8	1	1	2	-	10
2016-17	Vaxjo HC	SHL	52	4	17	21	24	30	6	0	0	0	-	0
2017-18	Utica	AHL	42	11	18	29	-6	28	-	-	-	-	-	-
	VANCOUVER	NHL	1	0	0	0	-2	0	-	-	-	-	-	-
	Chicago	AHL	21	1	8	9	-2	16	3	1	1	2	-1	4
2018-19	Nizhny	KHL	61	7	19	26	-13	36	7	1	4	5	-	6



REESE JOHNSON

CENTER

SHOOTS: RIGHT

HEIGHT: 6'1"

WEIGHT: 193

BIRTHDATE: JULY 10, 1998

BIRTHPLACE: REGINA, SASKATCHEWAN

ACQUIRED: SIGNED AS A FREE AGENT BY CHICAGO, MARCH 6, 2019

STATISTICS

SEASON	TEAM	LEAGUE	REGULAR SEASON						PLAYOFFS					
			GP	G	A	PTS	+/-	PIM	GP	G	A	PTS	+/-	PIM
2014-15	Rebels	WHL	12	2	0	2	-1	11	3	0	0	0	0	0
2015-16	Rebels	WHL	36	3	3	6	-2	31	-	-	-	-	-	-
2016-17	Rebels	WHL	-	-	-	-	-	-	3	0	0	0	0	0
2017-18	Rebels	WHL	72	23	16	39	-12	42	5	2	4	6	-1	7
2018-19	Rebels	WHL	67	27	26	53	15	71	-	-	-	-	-	-
	Rockford	AHL	6	0	4	4	0	2	-	-	-	-	-	-

LEADERSHIP

PLAYERS

2018-19

OPPONENTS

TRADITION

RECORDS

PLAYOFFS

HISTORY

MINORS

MEDIA

GRAHAM KNOTT

LEFT WING

SHOOTS: LEFT

HEIGHT: 6'3"

WEIGHT: 191

BIRTHDATE: JAN. 13, 1997

BIRTHPLACE: ETOBICOKE, ONTARIO

ACQUIRED: 2015 NHL DRAFT (ROUND 2, 54TH OVERALL)



STATISTICS

SEASON	TEAM	LEAGUE	GP	REGULAR SEASON					PIM	PLAYOFFS					
				G	A	PTS	+/-			GP	G	A	PTS	+/-	PIM
2013-14	Niagara	OHL	64	8	14	22	-18	18		7	0	1	1	-2	0
2014-15	Niagara	OHL	59	25	18	43	1	33		11	2	2	4	4	2
	Canada	WJC U18	5	1	3	4	0	4		-	-	-	-	-	-
2015-16	Niagara	OHL	68	12	30	42	-11	67		17	2	3	5	-7	24
2016-17	Niagara	OHL	14	4	13	17	-6	22		-	-	-	-	-	-
	Windsor	OHL	45	11	24	35	5	39		7	2	2	4	-2	8
	Memorial Cup	CHL	4	3	1	4	3	4		-	-	-	-	-	-
2017-18	Rockford	AHL	40	4	5	9	-1	23		-	-	-	-	-	-
2018-19	Rockford	AHL	56	4	9	13	-8	24		-	-	-	-	-	-

CHAD KRYS

DEFENSE

SHOOTS: LEFT

HEIGHT: 5'11"

WEIGHT: 185

BIRTHDATE: APRIL 10, 1998


BIRTHPLACE: PHILADELPHIA, PA.

ACQUIRED: 2016 NHL DRAFT (ROUND 2, 45TH OVERALL)



STATISTICS

SEASON	TEAM	LEAGUE	GP	REGULAR SEASON					PIM	PLAYOFFS				
				G	A	PTS	+/-			GP	G	A	PTS	+/-
2013-14	New Jersey Rockets	Midget	41	10	35	45	21	22	-	-	-	-	-	-
2014-15	USNTDP	U18	35	4	22	26	17	16	-	-	-	-	-	-
	USA	WJC U18	7	1	4	5	9	4	-	-	-	-	-	-
2015-16	USNTDP	U18	53	3	26	29	-	78	-	-	-	-	-	-
	USA	WJC	7	0	0	0	-1	2	-	-	-	-	-	-
	USA	WJC U18	7	0	3	3	4	33	-	-	-	-	-	-
2016-17	Boston Univ.	NCAA	39	5	6	11	7	10	-	-	-	-	-	-
2017-18	Boston Univ.	NCAA	36	7	20	27	8	10	-	-	-	-	-	-
2018-19	Boston	H-EAS	30	8	12	20	-10	12	-	-	-	-	-	-
	Rockford	AHL	9	0	4	4	-4	8	-	-	-	-	-	-



PHILIPP KURASHEV

CENTER

SHOOTS: LEFT

HEIGHT: 6'0"

WEIGHT: 192

BIRTHDATE: OCT. 12, 1999

BIRTHPLACE: MÜNSINGEN, SWITZERLAND

ACQUIRED: 2018 NHL DRAFT (ROUND 4, 120TH OVERALL)

STATISTICS

SEASON	TEAM	LEAGUE	REGULAR SEASON						PLAYOFFS					
			GP	G	A	PTS	+/-	PIM	GP	G	A	PTS	+/-	PIM
2011-12	Dragons u15	SUI	3	0	1	1	-	0	-	-	-	-	-	-
2012-13	Bern u15	SUI	24	13	12	25	-	6	-	-	-	-	-	-
2013-14	Bern u15	SUI	20	35	18	53	-	8	-	-	-	-	-	-
	Bern u17	SUI	7	1	0	1	-	0	-	-	-	-	-	-
2014-15	Bern u17	SUI	26	22	28	50	-	6	3	3	3	6	-	2
2014-15	Bern u20	SUI	3	1	1	2	-	0	-	-	-	-	-	-
2015-16	GCK u20	SUI	34	9	9	18	-	8	12	4	4	8	-	8
	Switzerland u18	WJC-18	5	1	1	2	-5	4	-	-	-	-	-	-
2016-17	Quebec	QMJHL	65	21	33	54	-8	10	4	1	2	3	-6	2
	Switzerland u18	WJC-18	5	3	1	4	-1	2	-	-	-	-	-	-
2017-18	Quebec	QMJHL	59	19	41	60	-4	24	6	1	4	5	6	-5
	Switzerland u20	WJC-20	5	1	2	3	-3	2	-	-	-	-	-	-
2018-19	Quebec	QMJHL	59	29	36	65	0	33	7	1	4	5	-7	8
	Rockford	AHL	3	0	0	0	-2	0	-	-	-	-	-	-



NATHAN NOEL

CENTER

SHOOTS: RIGHT

HEIGHT: 5'11"

WEIGHT: 174

BIRTHDATE: JUNE 21, 1997

BIRTHPLACE: ST. JOHN'S, NEWFOUNDLAND

ACQUIRED: 2016 NHL DRAFT (ROUND 4, 113TH OVERALL)

STATISTICS

SEASON	TEAM	LEAGUE	REGULAR SEASON						PLAYOFFS					
			GP	G	A	PTS	+/-	PIM	GP	G	A	PTS	+/-	PIM
2012-13	Shattuck St. Mary's	USHS	52	10	30	40	-	41	-	-	-	-	-	-
2013-14	Saint John	QMJHL	63	16	23	39	-31	31	-	-	-	-	-	-
2014-15	Saint John	QMJHL	66	24	38	62	0	61	5	5	2	7	-3	6
	Canada	WJC U18	7	0	2	2	1	0	-	-	-	-	-	-
2015-16	Saint John	QMJHL	61	21	36	57	4	94	16	3	10	13	-2	30
2016-17	Saint John	QMJHL	52	24	26	50	19	82	18	2	7	9	11	31
	Memorial Cup	CHL	4	1	1	2	0	2	-	-	-	-	-	-
2017-18	Indy	ECHL	21	4	7	11	3	18	4	2	1	3	-1	2
	Rockford	AHL	17	1	0	1	-2	18	-	-	-	-	-	-
2018-19	Rockford	AHL	46	2	4	6	-8	55	-	-	-	-	-	-

LEADERSHIP

PLAYERS

2018-19

OPPONENTS

TRADITION

RECORDS

PLAYOFFS

HISTORY

MINORS

MEDIA



JAKE RYCZEK

DEFENSE

SHOOTS: RIGHT

HEIGHT: 5'10"

WEIGHT: 181

BIRTHDATE: MARCH 19, 1998

BIRTHPLACE: SPRINGFIELD, MASS.

ACQUIRED: 2016 NHL DRAFT (ROUND 7, 203RD OVERALL)

STATISTICS

REGULAR SEASON

PLAYOFFS

SEASON	TEAM	LEAGUE	GP	G	A	PTS	+/-	PIM	GP	G	A	PTS	+/-	PIM
2013-14	Selects Academy	USPHL U16	26	7	10	17	-	6	3	1	0	1	-	4
2014-15	Sioux City	USHL	55	6	12	18	-9	26	5	0	0	0	-3	0
2015-16	Sioux City	USHL	29	3	11	14	-6	8	-	-	-	-	-	-
	Waterloo	USHL	18	4	16	20	-1	4	9	0	4	4	-2	2
2016-17	Waterloo	USHL	50	8	21	29	29	82	-	-	-	-	-	-
2017-18	Providence	NCAA	5	1	0	1	1	0	-	-	-	-	-	-
	Halifax	QMJHL	33	7	20	27	15	13	9	0	3	3	-1	2
2018-19	Halifax	QMJHL	51	9	24	33	33	16	23	0	13	13	5	2



TIM SODERLUND

CENTER

SHOOTS: LEFT

HEIGHT: 5'9"

WEIGHT: 163

BIRTHDATE: JAN. 23, 1998

BIRTHPLACE: SKELLEFTEA, SWEDEN

ACQUIRED: 2017 NHL DRAFT (ROUND 4, 112TH OVERALL)

STATISTICS

REGULAR SEASON

PLAYOFFS

SEASON	TEAM	LEAGUE	GP	G	A	PTS	+/-	PIM	GP	G	A	PTS	+/-	PIM
2012-13	Clemensnas J18	J18 Elit	19	3	8	11	-1	8	1	0	0	0	-2	2
2013-14	Lulea J20	SuperElit	2	0	0	0	-1	0	-	-	-	-	-	-
	Lulea J18	J18 Elit	28	9	19	28	18	71	3	1	2	3	3	0
	Lulea U16	U16 SM	6	5	3	8	-	37	-	-	-	-	-	-
2014-15	Lulea J20	SuperElit	30	8	15	23	-3	24	3	0	0	0	-2	0
	Lulea J18	J18 Elit	5	2	1	3	-2	0	-	-	-	-	-	-
2015-16	Skelleftea	SWE	8	0	0	0	-2	2	-	-	-	-	-	-
	Skelleftea J20	SuperElit	42	21	18	39	16	26	6	1	2	3	2	0
	Skelleftea J18	J18 Elit	1	0	1	1	0	0	1	0	0	0	-1	2
	Sweden	WJC U18	7	1	2	3	1	2	-	-	-	-	-	-
2016-17	Skelleftea	SWE	39	3	4	7	-2	8	1	0	0	0	-1	0
	Skelleftea J20	SuperElit	6	2	3	5	-1	4	2	0	1	1	1	14
2017-18	Skelleftea	SWE	43	9	5	14	3	6	16	4	0	4	0	0
	Sweden	WJC 20	7	2	3	5	3	6	-	-	-	-	-	-
2018-19	Frolunda HC	SHL	26	3	2	5	-3	29	-	-	-	-	-	-
	Skelleftea AIK	SHL	22	3	6	9	3	4	6	0	0	0	-	2



JONI TUULOLA

DEFENSE

SHOOTS: LEFT

HEIGHT: 6'3"

WEIGHT: 180

BIRTHDATE: JAN. 1, 1996

BIRTHPLACE: HÄMEENLINNA, FINLAND

ACQUIRED: 2015 NHL DRAFT (ROUND 6, 181ST OVERALL)

STATISTICS

REGULAR SEASON

PLAYOFFS

SEASON	TEAM	LEAGUE	GP	G	A	PTS	+/-	PIM	GP	G	A	PTS	+/-	PIM
2012-13	HPK U20	FIN Jr.	6	1	0	1	-3	4	-	-	-	-	-	-
	HPK U18	FIN Jr.-2	41	10	21	31	-	26	7	0	1	1	0	25
2013-14	HPK	FIN	2	1	0	1	2	0	2	0	0	0	-1	0
	HPK U20	FIN Jr.	47	8	16	24	15	34	3	0	0	0	-2	0
	HPK U18	FIN Jr.-2	10	3	9	12	-	2	1	0	0	0	-	2
	Finland	WJC U18	5	0	0	0	0	4	-	-	-	-	-	-
2014-15	HPK	FIN	32	5	5	10	-5	8	-	-	-	-	-	-
	HPK U20	FIN Jr.	6	0	4	4	4	2	-	-	-	-	-	-
2015-16	HPK	FIN	53	2	12	14	-6	18	-	-	-	-	-	-
	HPK U20	FIN Jr.	4	0	4	4	4	2	-	-	-	-	-	-
	Finland	WJC	7	0	1	1	5	4	-	-	-	-	-	-
2016-17	HPK	FIN	54	2	6	8	17	12	7	0	1	1	-1	12
2017-18	Sport	FIN	58	7	23	30	30	59	4	0	0	0	-1	2
2018-19	Rockford	AHL	52	4	10	14	-2	17	-	-	-	-	-	-



ANTON WEDIN

LEFT WING

SHOOTS: LEFT

HEIGHT: 5'11"

WEIGHT: 195

BIRTHDATE: MARCH 1, 1993

BIRTHPLACE: SUNDSVALL, SWEDEN

ACQUIRED: SIGNED AS A FREE AGENT BY CHICAGO, MAY 23, 2019

STATISTICS

REGULAR SEASON

PLAYOFFS

SEASON	TEAM	LEAGUE	GP	G	A	PTS	+/-	PIM	GP	G	A	PTS	+/-	PIM
2011-12	Timrå IK	SHL	10	0	0	0	-1	0	-	-	-	-	-	-
	Sundsvall IF	Allsvenskan	2	0	0	0	0	0	-	-	-	-	-	-
2012-13	Timrå IK	SHL	41	4	1	5	-3	2	-	-	-	-	-	-
2013-14	Timrå IK	Allsvenskan	46	4	11	15	-5	20	-	-	-	-	-	-
2014-15	Timrå IK	Allsvenskan	50	9	10	19	2	18	-	-	-	-	-	-
2015-16	Timrå IK	Allsvenskan	47	7	18	25	-1	26	-	-	-	-	-	-
2016-17	Timrå IK	Allsvenskan	29	2	3	5	1	8	-	-	-	-	-	-
2017-18	Timrå IK	Allsvenskan	30	6	8	14	-4	6	-	-	-	-	-	-
2018-19	Timrå IK	SHL	32	14	13	27	-7	8	-	-	-	-	-	-

LEADERSHIP

PLAYERS

2018-19

OPPONENTS

TRADITION

RECORDS

PLAYOFFS

HISTORY

MINORS

MEDIA



ANDREI ALTYPARMKYAN

RIGHT WING

SHOOTS: LEFT

HEIGHT: 5'11"

WEIGHT: 183

BIRTHDATE: AUG. 4, 1998

BIRTHPLACE: ST. PETERSBURG, RUSSIA

ACQUIRED: 2017 NHL DRAFT (ROUND 3, 70TH OVERALL)

STATISTICS

SEASON	TEAM	LEAGUE	GP	G	A	PTS	+/-	PIM		GP	G	A	PTS	+/-	PIM
2014-15	Serebryanye Lvy	MHL	2	0	0	0	-1	0		-	-	-	-	-	-
	Serebryanye Lvy	RUS U17	31	19	40	59	-	109		-	-	-	-	-	-
2015-16	Serebryanye Lvy	MHL	42	8	22	30	-2	30		-	-	-	-	-	-
2016-17	SKA-Neva	VHL	27	5	4	9	5	10		11	0	0	0	-3	4
	Serebryanye Lvy	MHL	31	20	25	45	23	77		-	-	-	-	-	-
2017-18	SKA St. Petersburg	KHL	14	0	0	0	0	4		-	-	-	-	-	-
	SKA-Neva	VHL	32	9	9	18	14	31		20	7	3	10	4	56
	SKA-1946	MHL	7	3	2	5	0	14		1	0	1	1	0	2
2018-19	Sochi HC	KHL	38	2	4	6	-5	14		5	2	1	3	-	3
2019-20	Sochi HC	KHL	2	1	1	2	2	0		-	-	-	-	-	-



EVAN BARRATT

CENTER

SHOOTS: LEFT

HEIGHT: 6'0"

WEIGHT: 188

BIRTHDATE: FEB. 18, 1999

BIRTHPLACE: BRISTOL, PA.

ACQUIRED: 2017 NHL DRAFT (ROUND 3, 90TH OVERALL)

STATISTICS

SEASON	TEAM	LEAGUE	GP	REGULAR SEASON					PIM	PLAYOFFS					PIM
				G	A	PTS	+/-	GP		G	A	PTS	+/-		
2015-16	USNTDP U17	USNTDP	58	15	25	40	-	64	-	-	-	-	-	-	
2016-17	USNTDP U18	USNTDP	63	18	38	56	-	76	-	-	-	-	-	-	
	USA	WJC U18	7	1	5	6	5	6	-	-	-	-	-	-	
2017-18	Penn State Univ.	NCAA	32	11	7	18	0	34	-	-	-	-	-	-	
2018-19	Penn State Univ.	NCAA	32	16	27	43	19	55	-	-	-	-	-	-	



DOMINIC BASSE

GOALTENDER

CATCHES: LEFT

HEIGHT: 6'6"

WEIGHT: 179

BIRTHDATE: APRIL 22, 2001

BIRTHPLACE: ALEXANDRIA, VA.

ACQUIRED: 2019 NHL DRAFT (ROUND 6, 167TH OVERALL)

STATISTICS

SEASON	TEAM	LEAGUE	REGULAR SEASON					PLAYOFFS				
			GP	MIN	GA	GAA	W-L-T/OTL SO	GP	MIN	GA	GAA	W-L SO
2018-19	Selects HIGH	CT	23		1.63	-	- - -	-	-	-	-	- -



KIRBY DACH

CENTER

SHOOTS: RIGHT

HEIGHT: 6'4"

WEIGHT: 197

BIRTHDATE: JANUARY 21, 2001

BIRTHPLACE: FORT SASKATCHEWAN, ALBERTA

ACQUIRED: 2019 NHL DRAFT (ROUND 1, 3RD OVERALL)

STATISTICS

SEASON	TEAM	LEAGUE	REGULAR SEASON						PLAYOFFS					
			GP	G	A	PTS	+/-	PIM	GP	G	A	PTS	+/-	PIM
2016-17	Saskatoon	WHL	19	6	4	10	3	4	-	-	-	-	-	-
2017-18	Saskatoon	WHL	52	7	39	46	-10	12	-	-	-	-	-	-
2018-19	Saskatoon	WHL	62	25	48	73	15	40	10	5	3	8	-	6

LEADERSHIP

PLAYERS

2018-19

OPPONENTS

TRADITION

RECORDS

PLAYOFFS

HISTORY

MINORS

MEDIA

VICTOR EJDSELL

CENTER

SHOOTS: LEFT

HEIGHT: 6'5"

WEIGHT: 214

BIRTHDATE: JUNE 6, 1995

BIRTHPLACE: KARLSTAD, SWEDEN

ACQUIRED: TRADED BY NSH WITH A FIRST-ROUND AND FOURTH-ROUND SELECTION IN THE 2018 NHL DRAFT IN EXCHANGE FOR RYAN HARTMAN AND A FIFTH-ROUND SELECTION IN THE 2018 NHL DRAFT.



STATISTICS

SEASON	TEAM	LEAGUE	REGULAR SEASON						PLAYOFFS					
			GP	G	A	PTS	+/-	PIM	GP	G	A	PTS	+/-	PIM
2010-11	Viking HC J18	J18SWE-1	5	5	5	10	-	4	-	-	-	-	-	-
	Viking HC	SWE-2	24	7	3	10	-	8	-	-	-	-	-	-
2011-12	Viking HC J18	J18 SWE-1	11	19	22	41	-	8	-	-	-	-	-	-
	Viking HC	SWE-3	16	28	22	50	-	8	3	2	4	6	-	2
2012-13	Viking HC	SWE-3	13	17	17	34	-	8	-	-	-	-	-	-
	Sunne IK	SWE-2	32	23	36	59	-	18	2	1	2	3	-	4
2013-14	Farjestad BK J20	SuperElit	37	17	11	28	2	36	6	2	2	4	3	2
2014-15	Farjestad BK J20	SuperElit	37	18	21	39	7	30	6	2	3	5	4	8
	Farjestad BK	SHL	12	1	0	1	1	0	-	-	-	-	-	-
2015-16	Farjestad BK J20	SuperElit	8	5	9	14	5	4	-	-	-	-	-	-
	Farjestad BK	SHL	9	1	0	1	-2	0	2	0	0	0	0	0
	Timra IK	Allsvenskan	20	4	8	12	4	6	5	0	1	1	0	6
2016-17	BIK Karlskoga	Allsvenskan	50	25	32	57	13	34	10	4	3	7	-1	8
2017-18	HV71	SHL	50	20	14	34	5	32	2	0	0	0	1	2
	Rockford	AHL	5	0	1	1	-3	0	13	7	5	12	5	2
	CHICAGO	NHL	6	0	1	1	-1	0	-	-	-	-	-	-
2018-19	Rockford	AHL	61	12	17	29	-8	24	-	-	-	-	-	-

JOSHUA ESS

DEFENSE

SHOOTS: LEFT

HEIGHT: 5'11"

WEIGHT: 180

BIRTHDATE: APRIL 3, 1999


BIRTHPLACE: BURNSVILLE, MINN.

ACQUIRED: 2017 NHL DRAFT (ROUND 7, 215TH OVERALL)



STATISTICS

SEASON	TEAM	LEAGUE	REGULAR SEASON						PLAYOFFS					
			GP	G	A	PTS	+/-	PIM	GP	G	A	PTS	+/-	PIM
2014-15	Lakeville South	HIGH-MN	24	7	13	20	-	14	2	0	3	3	-	2
2015-16	Lakeville South	HIGH-MN	25	8	18	26	-	19	2	1	2	3	-	4
	Team Southeast	HIGH-MN	21	1	9	10	-	10	-	-	-	-	-	-
2016-17	Lakeville South	HIGH-MN	23	8	20	28	-	12	3	3	2	5	-	0
	Team Southeast	HIGH-MN	18	2	11	13	-	12	3	0	1	1	-	4
	Cedar Rapids	USHL	2	0	1	1	-1	4	-	-	-	-	-	-
2017-18	Wisconsin	NCAA	33	2	2	4	10	10	-	-	-	-	-	-
2018-19	Wisconsin	NCAA	37	5	8	13	2	14	-	-	-	-	-	-



PARKER FOO

LEFT WING

SHOOTS: LEFT

HEIGHT: 6'1"

WEIGHT: 171

BIRTHDATE: SEPT. 12, 1998

BIRTHPLACE: EDMONTON, ALBERTA

ACQUIRED: 2017 NHL DRAFT (ROUND 5, 144TH OVERALL)

STATISTICS

STATISTICS			REGULAR SEASON						PLAYOFFS					
SEASON	TEAM	LEAGUE	GP	G	A	PTS	+/-	PIM	GP	G	A	PTS	+/-	PIM
2014-15	Bonnyville	AJHL	1	0	0	0	-	0	-	-	-	-	-	-
	Edmonton	AMHL	34	15	15	30	-	18	12	4	4	8	-	10
2015-16	Bonnyville	AJHL	5	0	1	1	-	0	-	-	-	-	-	-
	Brooks	AJHL	44	8	19	27	-	56	13	4	2	6	-	14
2016-17	Brooks	AJHL	60	34	32	66	-	58	13	10	10	20	-	4
2017-18	Union	NCAA	33	1	5	6	-8	17	-	-	-	-	-	-
2018-19	Union	NCAA	35	5	10	15	-8	30	-	-	-	-	-	-



MATHIAS FROM

LEFT WING

SHOOTS: RIGHT

HEIGHT: 6'1"

WEIGHT: 187

BIRTHDATE: DEC. 16, 1997

BIRTHPLACE: FREDERIKSHAVN, DENMARK

ACQUIRED: 2016 NHL DRAFT (ROUND 5, 143RD OVERALL)

STATISTICS

STATISTICS			REGULAR SEASON							PLAYOFFS						
SEASON	TEAM	LEAGUE	GP	G	A	PTS	+/-	PIM	GP	G	A	PTS	+/-	PIM		
2014-15	Rogle BK J20	SuperElit	-	-	-	-	-	-	4	0	0	0	0	2		
	Rogle BK J18	SWE J18	35	18	28	46	12	28	-	-	-	-	-	-		
	Denmark	WJC U18 D-1	5	4	2	6	0	0	-	-	-	-	-	-		
2015-16	Rogle BK	SWE	16	2	2	4	0	0	-	-	-	-	-	-		
	Rogle BK J20	SuperElit	36	6	15	21	-2	42	7	2	2	4	-1	0		
	Denmark	WJC	4	1	1	2	-2	4	-	-	-	-	-	-		
2016-17	Rogle BK	SWE	33	3	1	4	-9	12	4	0	0	0	0	0		
	Rogle J20	SuperElit	13	9	9	18	3	8	3	2	0	2	1	0		
	Denmark	WJC	3	2	1	3	0	0	-	-	-	-	-	-		
2017-18	Rogle BK	SWE	21	2	3	5	-5	6	-	-	-	-	-	-		
	Södertälje SK	Allsvenskan	16	1	3	4	0	4	-	-	-	-	-	-		
	AIK	Allsvenskan	3	0	1	1	-4	6	-	-	-	-	-	-		
2018-19	AIK	Allsvenskan	45	8	8	16	-5	16	-	-	-	-	-	-		

LEADERSHIP

PLAYERS

2018-19

OPPONENTS

TRADITION

RECORDS

PLAYOFFS

HISTORY

MINORS

MEDIA



JAKUB GALVAS

DEFENSE

SHOOTS: LEFT

HEIGHT: 5'11"

WEIGHT: 161

BIRTHDATE: JUNE 15, 1999

BIRTHPLACE: OSTRAVA, CZECH REPUBLIC

ACQUIRED: 2017 NHL DRAFT (ROUND 5, 150TH OVERALL)

STATISTICS

SEASON	TEAM	LEAGUE	REGULAR SEASON						PLAYOFFS					
			GP	G	A	PTS	+/-	PIM	GP	G	A	PTS	+/-	PIM
2015-16	HC Olomouc U20	CZE U20	22	1	11	12	-1	10	-	-	-	-	-	-
	HC Olomouc U18	CZE U18	12	3	7	10	10	4	-	-	-	-	-	-
2016-17	HC Olomouc	CZE	36	1	5	6	-7	14	-	-	-	-	-	-
	HC Dukla Jihlava	CZE-2	-	-	-	-	-	-	1	0	1	1	0	0
	HC Olomouc U20	CZE U20	5	1	4	5	0	0	-	-	-	-	-	-
	HC Olomouc U18	CZE U18	3	1	4	5	1	0	-	-	-	-	-	-
2017-18	Czech Rep.	WJC U18	2	0	1	1	0	0	-	-	-	-	-	-
	HC Olomouc	CZE	42	2	11	13	5	10	9	1	4	5	-7	2
	Czech Rep.	WJC U20	7	0	2	2	-3	4	-	-	-	-	-	-
	Czech Rep.	EHT	2	0	0	0	1	0	-	-	-	-	-	-
2018-19	HC Olomouc	CZE	40	4	13	17	-4	12	7	1	0	1	-	0



ALEXIS GRAVEL

GOALTENDER

CATCHES: RIGHT

HEIGHT: 6'3"

WEIGHT: 219


BIRTHDATE: MARCH 21, 2000

BIRTHPLACE: BERLIN, GERMANY

ACQUIRED: 2018 NHL DRAFT (ROUND 6, 162ND OVERALL)

STATISTICS

SEASON	TEAM	LEAGUE	REGULAR SEASON						PLAYOFFS					
			GP	MINs	GA	GAA	W-L-T/OTL	SO	GP	MINs	GA	GAA	W-L	SO
2016-17	Halifax	QMJHL	50	2628	147	3.36	17	24	3	1	6	410	2.92	2-4 0
2017-18	Halifax	QMJHL	39	2094	118	3.38	20	11	1	0	8	467	2.70	4-4 1
2018-19	Halifax	QMJHL	49	2870	119	2.49	33	13	2	5	23	1408	2.73	14-8 0



ARTUR KAYUMOV

LEFT WING

SHOOTS: LEFT

HEIGHT: 5'11"

WEIGHT: 176

BIRTHDATE: FEB. 14, 1998

BIRTHPLACE: PODGORNY, RUSSIA

ACQUIRED: 2016 NHL DRAFT (ROUND 2, 50TH OVERALL)

STATISTICS

SEASON	TEAM	LEAGUE	GP	REGULAR SEASON					PIM	GP	PLAYOFFS				
				G	A	PTS	+/-	PIM			G	A	PTS	+/-	PIM
2014-15	Yaroslavl	MHL	14	1	4	5	1	25		2	0	0	0	0	2
	Yaroslavl Jr.	MHL B	32	16	18	34	20	4		8	1	2	3	-1	2
	Yaroslavl U17	RUS U17	19	11	15	26	-	35		-	-	-	-	-	-
2015-16	Russia U18	MHL	39	12	19	31	28	12		3	0	1	1	-1	25
2016-17	Yaroslavl	KHL	4	0	0	0	-1	0		-	-	-	-	-	-
	HK Ryazan	VHL	12	1	6	7	-4	8		4	0	0	0	-1	4
	Yaroslavl	MHL	33	8	11	19	0	43		3	1	1	2	2	4
2017-18	Yunior Yaroslavl	NMHL	-	-	-	-	-	-		1	1	0	1	1	0
	Yaroslavl	KHL	20	2	1	3	5	2		5	1	0	1	2	2
	Yaroslavl	MHL	4	1	0	1	-1	8		9	1	1	2	1	6
2018-19	Russia U20	WJC-20	5	3	2	5	3	0		-	-	-	-	-	-
	Yaroslavl	KHL	46	5	8	13	-1	59		11	2	4	6	-	7



ROOPE LAAVAINEN

DEFENSE

SHOOTS: RIGHT

HEIGHT: 6'2"

WEIGHT: 200

BIRTHDATE: AUG. 23, 1998

BIRTHPLACE: HELSINKI, FINLAND

ACQUIRED: 2017 NHL DRAFT (ROUND 4, 119TH OVERALL)

STATISTICS

SEASON	TEAM	LEAGUE	GP	REGULAR SEASON					PIM	GP	PLAYOFFS				
				G	A	PTS	+/-	PIM			G	A	PTS	+/-	PIM
2014-15	Jokerit U18	FIN Jr. B	46	11	15	26	-	32		10	0	1	1	-	18
2015-16	Jokerit U18	FIN Jr. B	26	5	17	22	-	68		-	-	-	-	-	-
2016-17	Jokerit U20	FIN Jr. A	48	5	16	21	-	42		-	-	-	-	-	-
2017-18	HPK	Liiga	39	0	4	4	-9	31		-	-	-	-	-	-
	LeKi	Mestis	15	1	1	2	-4	4		5	1	2	3	0	2
2018-19	TuTo Turku	Mestis	5	1	0	1	-2	2		-	-	-	-	-	-
	Jukurit Mikkeli	Liiga	5	0	1	1	-1	4		-	-	-	-	-	-
	LeKi Lempäala	Mestis	17	4	8	12	-7	6		-	-	-	-	-	-

LEADERSHIP

PLAYERS

2018-19

OPPONENTS

TRADITION

RECORDS

PLAYOFFS

HISTORY

MINORS

MEDIA



IAN MITCHELL

DEFENSE

SHOOTS: RIGHT

HEIGHT: 5'11"

WEIGHT: 173

BIRTHDATE: JAN. 18, 1999

BIRTHPLACE: ST. ALBERT, ALBERTA

ACQUIRED: 2017 NHL DRAFT (ROUND 2, 57TH OVERALL)

STATISTICS

SEASON	TEAM	LEAGUE	GP	G	A	PTS	+/-	PIM	GP	G	A	PTS	+/-	PIM
2014-15	Spruce Grove	AJHL	2	0	0	0	-0	0	-	-	-	-	-	-
	St. Albert	AMHL	27	1	10	11	-	6	1	0	0	0	-	0
2015-16	Spruce Grove	AJHL	54	6	21	27	-	8	14	1	4	5	-	6
2016-17	Spruce Grove	AJHL	53	8	29	37	-	34	10	1	3	4	-	0
	Canada	WJC U18	5	0	2	2	-3	0	-	-	-	-	-	-
2017-18	Denver	NCAA	41	2	28	30	17	14	-	-	-	-	-	-
2018-19	Denver	NCAA	39	6	21	27	18	18	-	-	-	-	-	-



COLE MOBERG

DEFENSE

SHOOTS: RIGHT

HEIGHT: 6'3"

WEIGHT: 187

BIRTHDATE: OCTOBER 17, 2000

BIRTHPLACE: NORTH VANCOUVER, BRITISH COLUMBIA

ACQUIRED: 2019 NHL DRAFT (ROUND 7, 194TH OVERALL)

STATISTICS

SEASON	TEAM	LEAGUE	GP	REGULAR SEASON					PIM	PLAYOFFS				
				G	A	PTS	+/-	GP		G	A	PTS	+/-	
2016-17	Prince George	WHL	4	1	0	1	2	0	-	-	-	-	-	-
2017-18	Prince George	WHL	64	2	9	11	-5	37	-	-	-	-	-	-
2018-19	Prince George	WHL	61	13	27	40	33	36	-	-	-	-	-	-

LEADERSHIP

PLAYERS

2018-19

OPPONENTS

TRADITION


RECORDS

PLAYOFFS

HISTORY

MINORS

MEDIA



IVAN NALIMOV

GOALTENDER

CATCHES: LEFT

HEIGHT: 6'4"

WEIGHT: 210

BIRTHDATE: MARCH 12, 1994

BIRTHPLACE: NOVOKUZNETSK, RUSSIA

ACQUIRED: 2014 NHL DRAFT (ROUND 6, 179TH OVERALL)

STATISTICS

SEASON	TEAM	LEAGUE	REGULAR SEASON						PLAYOFFS					
			GP	MINS	GA	GAA	W-L-T/SOP	SO	GP	MINS	GA	GAA	W-L	SO
2011-12	SKA-1946	MHL	20	966	36	2.24	7-6-3	1	-	-	-	-	-	-
	Russia	WJC U18	1	60	1	1.00	1-0-0	0	-	-	-	-	-	-
2012-13	SKA-1946	MHL	47	2,772	98	2.12	23-11-10	4	7	388	21	3.25	3-4	0
2013-14	SKA Kareliya	VHL	1	60	1	1.00	1-0-0	0	-	-	-	-	-	-
	SKA St. Petersburg	MHL	12	634	30	2.84	5-7-0	0	1	12	2	10.06	0-0	0
	Russia	WJC	2	90	4	2.65	0-1-0	0	-	-	-	-	-	-
2014-15	Vladivostok	KHL	30	1,478	68	2.76	10-10-5	3	-	-	-	-	-	-
2015-16	Vladivostok	KHL	39	2,189	95	2.60	20-13-3	4	3	175	10	3.44	0-3	0
2016-17	Vladivostok	KHL	13	564	27	2.87	4-4-1	0	-	-	-	-	-	-
	Sibir	KHL	5	275	15	3.27	1-3-1	1	-	-	-	-	-	-
2017-18	Vladivostok	KHL	17	1001	33	1.98	6-10-0	2	-	-	-	-	-	-
	Salavat Yulaev	KHL	6	371	16	2.59	4-0-2	0	3	-	-	4.83	-	-
2018-19	Omsk Avangard	KHL	14	757	27	2.14	5-5-2	2	-	-	-	-	-	-



NIKLAS NORDGREN

RIGHT WING

SHOOTS: RIGHT

HEIGHT: 5'9"

WEIGHT: 170

BIRTHDATE: MAY 4, 2000

BIRTHPLACE: HELSINKI, FINLAND

ACQUIRED: 2018 NHL DRAFT (ROUND 3, 74TH OVERALL)

STATISTICS

SEASON	TEAM	LEAGUE	REGULAR SEASON						PLAYOFFS					
			GP	G	A	PTS	+/-	PIM	GP	G	A	PTS	+/-	PIM
2014-15	HIFK U16	FIN	10	8	3	11	-	6	4	1	1	2	-	0
2015-16	HIFK U16	FIN	0	0	0	0	-	0	5	6	5	11	-	2
	HIFK U18	FIN	44	23	21	44	-	16	2	1	2	3	-	0
2016-17	HIFK U18	FIN	9	7	8	15	-	22	2	0	0	0	-	2
	HIFK U20	FIN	40	13	26	39	5	32	7	7	2	9	4	4
	Finland U17	WHC-17	5	2	1	3	-	2	7	7	2	9	4	4
2017-18	HIFK U18	FIN	0	0	0	0	-	0	5	6	7	13	-	4
	HIFK U20	FIN	28	13	29	42	10	18	10	6	4	10	2	4
	HIFK	FIN	15	0	3	3	4	4	10	6	4	10	2	4
	Finland U18	WJC-18	7	8	2	10	10	4	-	-	-	-	-	-
2018-19	HIFK	Liiga	15	4	3	7	-3	2	-	-	-	-	-	-

WOUTER PEETERS

GOALTENDER

CATCHES: LEFT


HEIGHT: 6'4"

WEIGHT: 205

BIRTHDATE: JULY 31, 1998

BIRTHPLACE: TURNHOUT, BELGIUM

ACQUIRED: 2016 NHL DRAFT (ROUND 3, 83RD OVERALL)



STATISTICS

SEASON	TEAM	LEAGUE	GP	MINS	GA	GAA	W-L-T/SOP	SO		GP	MINS	GA	GAA	W-L	SO
2013-14	EC Salzburg U18	RBHRC U18	1			6.46				-	-	-	-	-	-
2014-15	EC Salzburg U20	EBYSL	1			1.98				-	-	-	-	-	-
	EC Salzburg U18	EBJL	17			2.43				7			2.41		
2015-16	EC Salzburg U18	RBHRC U18	6			4.07				-	-	-	-	-	-
	EC Salzburg II	RBHS U20	24			3.27				2			0.96		
	EC Salzburg U18	RBHRC U18	5			3.80				-	-	-	-	-	-
2016-17	Jokerit U20	FIN U20	23			3.21				-	-	-	-	-	-
2017-18	Youngstown	USHL	30	1659	83	3.00	14-11-1	3		1	-	-	13.42	-	-
2018-19	Lincoln	USHL	3	179	12	4.02	1-1-1	0		-	-	-	-	-	-

ANTTI SAARELA

CENTER

SHOOTS: LEFT

HEIGHT: 5'11"

WEIGHT: 183

BIRTHDATE: JUNE 27, 2001


BIRTHPLACE: LAITILA, FINLAND

ACQUIRED: 2019 NHL DRAFT (ROUND 4, 123RD OVERALL)



STATISTICS

SEASON	TEAM	LEAGUE	GP	REGULAR SEASON					PIM	PLAYOFFS					
				G	A	PTS	+/-			GP	G	A	PTS	+/-	PIM
2017-18	Lukko Rauma	Liiga	1	0	0	0	0	0		-	-	-	-	-	-
2018-19	Lukko Rauma	Liiga	24	2	8	10	3	20		4	0	0	0	-	0



MAXIM SHALUNOV

CENTER

SHOOTS: LEFT

HEIGHT: 6'4"

WEIGHT: 216

BIRTHDATE: JAN 31, 1993

BIRTHPLACE: CHELYABINSK, RUSSIA

ACQUIRED: 2011 NHL DRAFT (ROUND 4, 109TH OVERALL)

STATISTICS

STATISTICS			REGULAR SEASON							PLAYOFFS					
SEASON	TEAM	LEAGUE	GP	G	A	PTS	+/-	PIM	GP	G	A	PTS	+/-	PIM	
2008-09	Chelyabinsk U16	russia	26	29	30	59	-	78	-	-	-	-	-	-	
2009-10	Chelyabinsk U17	russia	26	39	33	72	-	46	-	-	-	-	-	-	
	Chelyabinsk	Russia	3	2	3	5	6	12	-	-	-	-	-	-	
	Russia U17	whc-17	6	1	2	3	-	10	-	-	-	-	-	-	
	Russia U18	wjc-18	7	3	1	4	3	31	-	-	-	-	-	-	
2010-11	Chelyabinsk	KHL	6	0	1	1	-2	0	-	-	-	-	-	-	
	Chelyabinsk	RUSSIA	39	22	14	36	13	42	5	1	6	7	-1	2	
	Russia U18	wjc-18	6	2	1	3	-3	0	-	-	-	-	-	-	
2011-12	Chelyabinsk	RUSSIA	48	30	30	60	1	60	6	3	5	8	4	8	
	Russia U18	CCOA U20	4	9	5	14	16	2	-	-	-	-	-	-	
2012-13	Chelyabinsk	KHL	1	0	0	0	0	0	-	-	-	-	-	-	
	Chelyabinsk	RUSSIA	19	2	7	9	-10	10	-	-	-	-	-	-	
	Chelyabinsk	RUSSIA	7	3	7	10	4	6	-	-	-	-	-	-	
2013-14	Russia U20	WJC-20	6	0	2	2	2	6	-	-	-	-	-	-	
	Rockford	AHL	20	0	4	4	-4	8	-	-	-	-	-	-	
	Toldeo	ECHL	43	18	16	34	-22	19	-	-	-	-	-	-	
2014-15	Novosibirsk	KHL	33	1	3	4	6	32	16	4	1	5	6	4	
	Angarsk	RUSSIA	6	0	3	3	-3	6	10	2	4	6	4	8	
2015-16	Novosibirsk	KHL	59	18	12	30	8	32	10	2	4	6	4	8	
	Russia	EHT	5	0	0	0	0	2	-	-	-	-	-	-	
2016-17	Novosibirsk	KHL	49	19	18	37	8	26	-	-	-	-	-	-	
	Russia	EHT	6	3	1	4	1	0	-	-	-	-	-	-	
2017-18	CSKA Moscow	KHL	46	20	20	40	28	24	17	3	2	5	3	2	
	Russia	EHT	6	1	0	1	-	6	-	-	-	-	-	-	
	Russia	WC	8	3	3	6	6	4	-	-	-	-	-	-	
2018-19	CSKA Moscow	KHL	55	14	11	25	-21	34	20	4	4	8	-	6	

LEADERSHIP

PLAYERS

2018-19

OPPONENTS

TRADITION

RECORDS

PLAYOFFS

HISTORY

MINORS

MEDIA

RYAN SHEA

DEFENSE

SHOOTS: LEFT

HEIGHT: 6'1"

WEIGHT: 177

BIRTHDATE: FEB. 11, 1997

BIRTHPLACE: MILTON, MASS.

ACQUIRED: 2015 NHL DRAFT (ROUND 4, 121ST OVERALL)



STATISTICS

STATISTICS			REGULAR SEASON							PLAYOFFS					
SEASON	TEAM	LEAGUE	GP	G	A	PTS	+/-	PIM	GP	G	A	PTS	+/-	PIM	
2013-14	Boston College	USHS	19	5	16	21	-	-	-	-	-	-	-	-	
	Cape Cod	Midget	12	1	7	8	-	4	-	-	-	-	-	-	
2014-15	Youngstown	USHL	2	0	0	0	-2	0	-	-	-	-	-	-	
	Boston College	USHS	22	6	29	35	-	-	-	-	-	-	-	-	
	Cape Cod	Midget	14	3	6	9	-	0	-	-	-	-	-	-	
2015-16	Youngstown	USHL	28	2	5	7	-	32	-	-	-	-	-	-	
2016-17	Northeastern	NCAA	38	1	13	14	13	8	-	-	-	-	-	-	
2017-18	Northeastern	NCAA	38	1	16	17	19	8	-	-	-	-	-	-	
2018-19	Northeastern	NCAA	39	3	13	16	23	12	-	-	-	-	-	-	

JOSIAH SLAVIN

LEFT WING

SHOOTS: LEFT

HEIGHT: 6'3"

WEIGHT: 190

BIRTHDATE: DEC. 31, 1998

BIRTHPLACE: ERIE, COLO.

ACQUIRED: 2018 NHL DRAFT (ROUND 7, 193RD OVERALL)



STATISTICS

STATISTICS			REGULAR SEASON							PLAYOFFS					
SEASON	TEAM	LEAGUE	GP	G	A	PTS	+/-	PIM	GP	G	A	PTS	+/-	PIM	
2013-14	Colorado	Bantam	15	4	7	11	-	2	-	-	-	-	-	-	
2014-15	Colorado	TIEHL U16	24	12	6	18	-	6	4	0	1	1	-	0	
2015-16	Colorado	TIEHL U18	32	13	10	23	-	24	4	0	1	1	-	10	
2016-17	Tri-City	USHL	49	6	8	14	-14	24	-	-	-	-	-	-	
2016-17	Lincoln	USHL	60	23	19	42	27	30	7	2	1	3	0	0	
2018-19	Lincoln	USHL	32	10	17	27	-10	34	-	-	-	-	-	-	
	Chicago Seel	USHL	27	14	6	20	1	10	-	-	-	-	-	-	



MICHAL TEPLY

LEFT WING

SHOOTS: LEFT

HEIGHT: 6'3"

WEIGHT: 187

BIRTHDATE: MAY 27, 2001

BIRTHPLACE: HAVLICKUV BROD, CZECH REPUBLIC

ACQUIRED: 2019 NHL DRAFT (ROUND 4, 105TH OVERALL)

STATISTICS

SEASON	TEAM	LEAGUE	REGULAR SEASON						PLAYOFFS					
			GP	G	A	PTS	+/-	PIM	GP	G	A	PTS	+/-	PIM
2018-19	Liberec	Czech	15	0	2	2	1	2	-	-	-	-	-	-



ALEX VLASIC

DEFENSE

SHOOTS: LEFT

HEIGHT: 6'6"

WEIGHT: 199

BIRTHDATE: JUNE 5, 2001

BIRTHPLACE: WILMETTE, IL

ACQUIRED: 2019 NHL DRAFT (ROUND 2, 43RD OVERALL)

STATISTICS

SEASON	TEAM	LEAGUE	REGULAR SEASON						PLAYOFFS					
			GP	G	A	PTS	+/-	PIM	GP	G	A	PTS	+/-	PIM
2017-18	U.S. Nat. Under-17	Exhib	27	5	11	16	7	24	-	-	-	-	-	-
	U.S. Nat. Under-18	USHL	1	0	0	0	0	0	-	-	-	-	-	-
2018-19	U.S. Nat. Under-17	USHL	33	4	9	13	-3	12	8	1	2	3	-	-
	U.S. Nat. Under-18	Exhib	34	2	10	12	6	12	-	-	-	-	-	-
	U.S. Nat. Under-18	USHL	27	2	13	15	7	28	-	-	-	-	-	-

LEADERSHIP

PLAYERS

2018-19

OPPONENTS

TRADITION


RECORDS

PLAYOFFS

HISTORY

MINORS

MEDIA



JAKE WISE

CENTER

SHOOTS: LEFT

HEIGHT: 5'10"

WEIGHT: 190

BIRTHDATE: FEB. 28, 2000

BIRTHPLACE: NAPLES, FLA.

ACQUIRED: 2018 NHL DRAFT (ROUND 3, 69TH OVERALL)

STATISTICS

REGULAR SEASON

PLAYOFFS

SEASON	TEAM	LEAGUE	GP	G	A	PTS	+/-	PIM	GP	G	A	PTS	+/-	PIM
2013-14	Middlesex	BANTAM	47	56	62	118	-	-	-	-	-	-	-	-
2014-15	Central Catholic	PREP	25	16	26	42	-	-	-	-	-	-	-	-
2015-16	Central Catholic	PREP	21	16	25	41	-	-	-	-	-	-	-	-
2016-17	USNTDP Juniors	USHL	33	2	9	11	-12	10	-	-	-	-	-	-
	USA U17	USDP	49	8	18	26	-	26	-	-	-	-	-	-
	USA U18	USDP	8	1	2	3	-	2	-	-	-	-	-	-
	USA U17	WHC-17	5	2	2	4	-	10	-	-	-	-	-	-
2017-18	USNTDP Juniors	USHL	18	9	19	28	17	4	-	-	-	-	-	-
	USA U18	USDP	38	11	32	43	-	6	-	-	-	-	-	-
	USA U18	WJC-18	7	1	4	5	-3	2	-	-	-	-	-	-
	Boston	NCAA	12	0	2	2	-7	0	-	-	-	-	-	-

LEADERSHIP

PLAYERS

2018-19

OPPONENTS

TRADITION

RECORDS

PLAYOFFS

HISTORY

MINORS

MEDIA



KIRBY DACH
ROUND 1, 3RD OVERALL

KIRBY DACH

Finished third on the Saskatoon Blades with 73 points (25G, 48A) in 62 regular-season games during the 2018-19 season ... His 48 assists ranked second and his 25 goals ranked third among Saskatoon skaters ... Added five goals and three assists while helping Saskatoon to the WHL conference semifinals ... A native of St. Albert, Alberta, made his international debut with Canada at the 2017 World Under-17 Hockey Challenge ... Finished second on the team in scoring with seven points (1G, 6A) in five games during the tournament ... Helped his country win a gold medal at the 2018 Hlinka Gretzky Cup, registering two goals and five helpers.

ALEX VLASIC

A native of Wilmette, Illinois, notched 27 points (4G, 23A) in 61 games for the United States National Team Development Program during the 2018-19 season ... Also appeared in 27 United States Hockey League contests with the USNTDP last year, tallying two goals and 13 assists. Was a member of Team USA's gold medal-winning team at the 2017 World U-17 Hockey Challenge and won a bronze medal at the 2019 IIHF World Junior Championship ... He is committed to Boston University for the 2019-20 season.

MICHAL TEPLY

Skated for Benatky N.J. of the Czech Republic-2 League and Liberec of the Czech Republic League as well as Liberec Jr. during the 2018-19 season ... Notched 10 points (4G, 6A) in 23 contests with Benatky, two assists in 15 games with Liberec and nine points (4G, 5A) in eight appearances with Liberec Jr ... A native of Havlickuv Brod, Czech Republic, represented his country at the 2018 and 2019 IIHF World Junior Championship, the 2018 Hlinka Gretzky Cup and scored the game-winning goal in the 2017 World U-17 Hockey Challenge in the bronze medal game to help the Czech Republic to a medal.

LEADERSHIP

PLAYERS

2018-19

OPPONENTS

TRADITION

RECORDS

PLAYOFFS

HISTORY

MINORS

MEDIA

2019 DRAFT SELECTIONS

ALEX VLASIC

ROUND 2, 43RD OVERALL



LEADERSHIP

PLAYERS

2018-19

OPPONENTS

TRADITION

RECORDS

PLAYOFFS

HISTORY

MINORS

MEDIA

ANTTI SAARELA

Split the 2018-19 season between Lukko of the Finnish Elite League and their junior team ... Recorded 10 points (2G, 8A) in 24 regular-season games and played in four postseason games with Lukko ... The forward also notched 15 points (7G, 8A) with Lukko Jr. in 21 skates ... A native of Laitila, Finland, represented his country in the 2019 IIHF World Junior Championship, tallying a goal and two assists in five contests ... Also skated for Team Finland during the 2018 Hlinka Gretzky Cup and the 2017 U-17 Hockey Challenge.

DOMINIC BASSE

A 6-foot-6 netminder, appeared in 23 games with the South Kent Selects Academy U-18 National Program last year ... The Alexandria, Virginia native notched a 1.63 goals-against average with a .929 save percentage during the 2018-19 season.

COLE MOBERG

A North Vancouver, British Columbia native, spent the 2018-19 season with Prince George of the Western Hockey League where he tallied a career-high 40 points (13G, 27A) in 61 games ... His 40 points paced all Cougars blueliners and ranked third among all Prince George skaters ... His 27 assists also ranked second among Prince George skaters while his 13 goals shared third ... Over three seasons with Prince George (2016-19), has recorded 52 points (16G, 36A) in 129 contests.

ALL-TIME DRAFT SELECTIONS



ADAM BOQVIST
2018



KIRBY DACH
2019



ALEX DEBRINCAT
2016

2019 VANCOUVER

NAME	RD	PK	POS	AMATEUR TEAM
Kirby Dach	1	3	F	Saskatoon
Alex Vlasic	2	43	D	USNTDP
Michal Teplý	4	105	F	Benatky N.J.
Antti Saarela	4	123	F	Lukko
Dominic Basse	6	167	G	Selects U-18 - South Kent
Cole Moberg	7	194	D	Prince George

2018 DALLAS

NAME	RD	PK	POS	AMATEUR TEAM
Adam Boqvist	1	8	D	Brynäs IF J20
Nicolas Beaudin	1	27	D	Drummondville
Jake Wise	3	69	C	USNTDP
Niklas Nordgren	3	74	RW	HIFK
Philipp Kurashev	4	120	C	Quebec
Mikael Hakkarainen	5	139	C	Muskegon
Alexis Gravel	6	162	G	Halifax
Josiah Slavin	7	193	LW	Lincoln

2017 CHICAGO

NAME	RD	PK	POS	AMATEUR TEAM
Henri Jokiharju	1	29	D	Portland
Ian Mitchell	2	57	D	Spruce Grove
Andrei Altybarmakyan	3	70	RW	Lvy St. Petersburg
Evan Barratt	3	90	C	USNTDP
Tim Soderlund	4	112	C/LW	Skelleftea
Roope Laavainen	4	119	D	Jokerit U20
Parker Foo	5	144	LW	Brooks
Jakub Galvas	5	150	D	Olomouc
Joshua Ess	7	215	D	Lakeville South

2016 BUFFALO

NAME	RD	PK	POS	AMATEUR TEAM
Alex DeBrincat	2	39	RW	Erie
Chad Kryz	2	45	D	USNTDP
Artur Kayumov	2	50	LW/RW	Russia U18
Wouter Peeters	3	83	G	EC Salzburg 2
Lucas Carlsson	4	110	D	Brynäs IF
Nathan Noel	4	113	C	Saint John
Mathias From	5	143	LW/RW	Rogle Jr.
Blake Hillman	6	173	D	U. of Denver
Jake Ryzcek	7	203	D	Waterloo

2015 SUNRISE, FLA.

NAME	RD	PK	POS	AMATEUR TEAM
Graham Knott	2	54	LW	Niagara
Dennis Gilbert	3	91	D	Chicago
Ryan Shea	4	121	D	Boston College HS
Radovan Bondra	5	151	RW	Kosice
Roy Radke	6	164	RW	Barrie
Joni Tuulola	6	181	D	HPK
John Dahlstrom	7	211	RW	Frolunda-Jr.

2014 PHILADELPHIA

NAME	RD	PK	POS	AMATEUR TEAM
Nick Schmaltz	1	20	C	Green Bay
Matheson Iacopelli	3	83	RW	Muskegon
Beau Starrett	3	88	C/LW	South Shore
Fredrik Olofsson	4	98	LW	Chicago/Green Bay
Luc Snuggen	5	141	D	Eden Prairie HS
Andreas Soderberg	5	148	D	Skelleftea-Jr.
Dylan Sikura	6	178	C	Aurora
Ivan Nalimov	6	179	G	SKA St. Petersburg-2
Jack Ramsey	7	208	RW	Penticton

LEADERSHIP

PLAYERS

2018-19

OPPONENTS

TRADITION

RECORDS

PLAYOFFS

HISTORY

MINORS

MEDIA

ALL-TIME DRAFT SELECTIONS

2013 NEWARK, N.J.

NAME	RD	PK	POS	AMATEUR TEAM
Ryan Hartman	1	30	RW	Plymouth
Carl Dahlstrom	2	51	D	Linköping-Jr.
John Hayden	3	74	C	U.S. National U18
Robin Norell	4	111	D	Djurgården-Jr.
Tyler Motte	4	121	C	U.S. National U18
Luke Johnson	5	134	C	Lincoln
Anthony Louis	6	181	C	U.S. National U18
Robin Press	7	211	D	Södertälje

2012 PITTSBURGH

NAME	RD	PK	POS	AMATEUR TEAM
Teuvo Teravainen	1	18	LW	Jokerit
Dillon Fournier	2	48	D	Rouyn-Noranda
Chris Calnan	3	79	RW	Nobles HS
Garret Ross	5	139	LW	Saginaw
Travis Brown	5	149	D	Moose Jaw
Vincent Hinostroza	6	169	C	Waterloo
Brandon Whitney	7	191	G	Victoriaville
Matt Tomkins	7	199	G	Sherwood Park

2011 MINNEAPOLIS

NAME	RD	PK	POS	AMATEUR TEAM
Mark McNeill	1	18	C	Prince Albert
Phillip Danault	1	26	C	Victoriaville
Adam Clendening	2	36	D	Boston University
Brandon Saad	2	43	LW	Saginaw
Michael Paliotta	3	70	D	U.S. National U18
Klas Dahlbeck	3	79	D	Linköping
Maxim Shalunov	4	109	RW	Chelyabinsk 2
Andrew Shaw	5	139	C	Owen Sound
Sam Jardine	6	169	D	Camrose
Alexander Broadhurst	7	199	C	Green Bay
Johan Mattsson	7	211	G	Södertälje-Jr.

2010 LOS ANGELES

NAME	RD	PK	POS	AMATEUR TEAM
Kevin Hayes	1	24	RW	Nobles HS
Ludvig Rensfeldt	2	35	LW	Brynäs-Jr.
Justin Holl	2	54	D	Minnetonka
Kent Simpson	2	58	G	Everett
Stephen Johns	2	60	D	U.S. National U18
Joakim Nordstrom	3	90	C	AIK-Jr.
Rob Flick	4	120	C	Mississauga
Mirko Hoefflin	6	151	C	Mannheim-Jr.
Nick Mattson	6	180	D	Indiana
Mac Carruth	7	191	G	Portland

2009 MONTREAL

NAME	RD	PK	POS	AMATEUR TEAM
Dylan Olsen	1	28	D	Camrose
Brandon Pirri	2	59	C	Georgetown
Daniel Delisle	3	89	C	Totino Grace HS
Byron Froese	4	119	C	Everett
Marcus Kruger	5	149	C	Djurgården-Jr.
David Pacan	6	177	C	Cumberland
Paul Phillips	7	195	D	Cedar Rapids
David Gilbert	7	209	C	Quebec



JONATHAN TOEWS
2006

2008 OTTAWA

NAME	RD	PK	POS	AMATEUR TEAM
Kyle Beach	1	11	LW	Everett
Shawn Lalonde	3	68	D	Belleville
Teigan Zahn	5	132	D	Saskatoon
Jonathan Carlsson	6	162	D	Brynäs IF
Ben Smith	6	169	RW	Boston College
Braden Birch	6	179	D	Oakville
Joe Gleason	7	192	D	Edina

2007 COLUMBUS

NAME	RD	PK	POS	AMATEUR TEAM
Patrick Kane	1	1	RW	London
Bill Sweatt	2	38	LW	Colorado College
Akim Aliu	2	56	RW	Sudbury
Maxime Tanguay	3	69	C	Rimouski
Josh Unice	3	86	G	U.S. National U18
Joseph Lavin	5	126	D	U.S. National U18
Richard Greenop	6	156	C	Windsor

2006 VANCOUVER

NAME	RD	PK	POS	AMATEUR TEAM
Jonathan Toews	1	3	C	Univ. of North Dakota
Igor Makarov	2	33	RW	Krylja
Simon Danis-Pepin	2	61	D	Univ. of Maine
Tony Lagerstrom	3	76	C	Södertälje-Jr.
Ben Shutzron	4	95	D	Kingston
Joseph Palmer	4	96	G	US National U18
Jan-Mikael Juutilainen	6	156	C	Jokerit-Jr.
Chris Auger	6	169	C	Wellington
Peter LeBlanc	7	186	C	Hamilton

ALL-TIME DRAFT SELECTIONS

2005 OTTAWA

NAME	RD	PK	POS	AMATEUR TEAM
Jack Skille	1	7	RW	US National U18
Michael Blunden	2	43	RW	Erie
Dan Bertram	2	54	RW	Boston College
Evan Brophy	3	68	C	Belleville
Niklas Hjalmarsson	4	108	D	HV 71-Jr.
Nathan Davis	4	113	C	Miami Univ.
Denis Istomin	4	117	RW	Chelyabinsk
Brennan Turner	5	134	D	Norte Dame-Jr.
Joseph Fallon	6	167	G	U. of Vermont
Joe Charlebois	6	188	D	Sioux City
David Kuchejda	7	202	RW	Budejovice-Jr.
Adam Hobson	7	203	C	Spokane

2004 RALEIGH, N.C.

NAME	RD	PK	POS	AMATEUR TEAM
Cam Barker	1	3	D	Medicine Hat
Dave Bolland	2	32	C	London
Bryan Bickell	2	41	LW	Ottawa
Ryan Garlock	2	45	C	Windsor
Jakub Sindel	2	54	C	Sparta
Adam Berti	3	68	LW	Oshawa
Mitch Maunu	4	120	D	Windsor
Karel Hromas	4	123	LW	Sparta-Jr.
Trevor Kell	5	131	RW	London
Jacob Dowell	5	140	C	Univ. of Wisconsin
Scott McCulloch	6	165	LW	Grande Prairie
Petri Kontiolla	7	196	C	Tappara
Troy Brouwer	7	214	RW	Moose Jaw
Jared Walker	7	223	C	Red Deer
Eric Hunter	8	229	C	Prince George
Matthew Ford	8	256	RW	Sioux Falls
Marko Anttila	9	260	RW	Lempäälä

2003 NASHVILLE

NAME	RD	PK	POS	AMATEUR TEAM
Brent Seabrook	1	14	D	Lethbridge
Corey Crawford	2	52	G	Moncton
Michal Barinka	2	59	D	Budejovice
Lasse Kukkonen	5	151	D	Karpat
Alexei Ivanov	5	156	C	Yaroslavl-Jr.
Johan Andersson	6	181	C	Troja
Mike Brodeur	7	211	G	Camrose
Dustin Byfuglien	8	245	D	Prince George
Michael Grenzy	9	275	D	Chicago
Chris Porter	9	282	C	Lincoln

2002 TORONTO

NAME	RD	PK	POS	AMATEUR TEAM
Anton Babchuk	1	21	D	Elektrostal
Duncan Keith	2	54	D	Michigan State Univ.
Alexander Kojevnikov	3	93	LW	Krylja-Jr.
Matt Ellison	4	128	RW	Cowichan
James Wisniewski	5	156	D	Plymouth
Kevin Kante	6	188	D	Jokerit-Jr.
Tyson Kellerman	7	219	G	North Bay
Jason Kostadine	8	251	RW	Hull
Adam Burish	9	282	RW	Green Bay

2001 MIAMI

NAME	RD	PK	POS	AMATEUR TEAM
Tuomo Ruutu	1	9	C	Jokerit
Adam Munro	1	29	G	Erie
Matt Keith	2	59	RW	Spokane
Craig Anderson	3	73	G	Guelph
Brent MacLellan	4	104	D	Rimouski
Vladimir Gusev	4	115	D	Khabarovsk
Aleksey Zotkin	4	119	LW	Magnitogorsk
Tommi Jaminki	5	142	LW	Blues-Jr.
Alexander Golovin	6	174	LW	Omsk-Jr.
Petr Puncochar	6	186	D	Karlovy Vary
Teemu Jaaskelainen	7	205	D	Ilves-Jr.
Oleg Minakov	7	216	RW	Elektrostal
Jeff Miles	9	268	C	Univ. of Vermont

2000 CALGARY

NAME	RD	PK	POS	AMATEUR TEAM
Mikhail Yakubov	1	10	C	Togliatti 2
Pavel Vorobiev	1	11	RW	Yaroslavl 2
Jonas Nordqvist	2	49	C	Leksand IF-Jr.
Igor Radulov	3	74	LW	Yaroslavl
Scott Balan	4	106	D	Regina
Olli Malmivaara	4	117	D	Jokerit-Jr.
Alexander Barkunov	5	151	D	Yaroslavl 2
Michael Ayers	6	177	G	Dubuque
Joey Martin	6	193	D	Omaha
Cliff Loya	7	207	D	Univ. of Maine
Vladislav Luchkin	7	225	C	Cherepovets 2
Adam Berkhoel	8	240	G	Twin Cities
Peter Flache	9	262	C	Guelph
Reto Von Arx	9	271	LW	Davos
Arne Rannholt	9	291	D	Kloten

1999 BOSTON

NAME	RD	PK	POS	AMATEUR TEAM
Steve McCarthy	1	23	D	Kootenay
Dimitri Levinski	2	46	RW	Cherepovets
Stephan Mokhov	2	63	D	Cherepovets
Michael Jacobsen	5	134	D	Belleville
Michael Leighton	6	165	G	Windsor
Mattias Wennerberg	7	194	C	MoDo-Jr.
Yorick Treille	7	195	RW	Univ. of Lowell
Andrew Carver	8	223	D	Hull

1998 BUFFALO

NAME	RD	PK	POS	AMATEUR TEAM
Mark Bell	1	8	LW	Ottawa
Matthias Trattnig	4	94	LW	Univ. of Maine
Kent Huskins	6	156	D	Clarkson Univ.
Jari Viuhkola	6	158	C	Karpat
Jonathan Pelletier	6	166	G	Drummondville
Tyler Arnason	7	183	C	Fargo-Morehead
Sean Griffin	8	210	D	Kingston
Alexandre Couture	9	238	LW	Sherbrooke
Andrei Yershov	9	240	D	Khimik

LEADERSHIP

PLAYERS

2010-19

OPPONENTS

TRADITION

RECORDS

PLAYOFFS

HISTORY

MINORS

MEDIA

ALL-TIME DRAFT SELECTIONS

1997 PITTSBURGH

NAME	RD	PK	POS	AMATEUR TEAM
Daniel Cleary	1	13	RW	Belleville
Ty Jones	1	16	RW	Spokane
Jeremy Reich	2	39	C	Seattle
Mike Souza	3	67	LW	Univ. of New Hampshire
Ben Simon	5	110	LW	Notre Dame
Peter Gardiner	5	120	RW	R.P.I.
Kyle Calder	5	130	C	Regina
Heath Gordon	6	147	LW	Green Bay
Jerad Smith	7	174	D	Portland
Sergei Shikhanov	8	204	RW	Toglyatti Lada
Chris Feil	9	230	D	Ohio State Univ.

1996 ST. LOUIS

NAME	RD	PK	POS	AMATEUR TEAM
Remi Royer	2	31	D	St. Hyacinthe
Jeff Paul	2	42	D	Niagara Falls
Geoff Peters	2	46	C	Niagara Falls
Andy Johnson	5	130	D	Peterborough
Mike Vellinga	7	184	D	Guelph
Chris Twerdun	8	210	D	Moose Jaw
Andrei Kozyrev	9	236	D	Cherepovets

1995 EDMONTON

NAME	RD	PK	POS	AMATEUR TEAM
Dmitri Nabokov	1	19	C	Krylja Sovetov
Christian Laflamme	2	45	D	Beaumont
Kevin McKay	3	71	D	Moose Jaw
Chris Van Dyk	4	82	D	Windsor
Pavel Kriz	4	97	D	Tri-City
Marc Magliarditi	6	146	G	Des Moines Jr.
Marty Wilford	6	149	D	Oshawa
Steve Tardif	7	175	C	Drummondville
Casey Hankinson	8	201	LW	Univ. of Minnesota
Mike Pittman	9	227	C	Guelph

1994 HARTFORD, CONN.

NAME	RD	PK	POS	AMATEUR TEAM
Ethan Moreau	1	14	LW	Niagara Falls
Jean-Yves Leroux	2	40	LW	Beaumont
Steve McLaren	4	85	LW	North Bay
Marc Dupuis	5	118	D	Belleville
Jim Ensom	6	144	C	North Bay
Tyler Prossofsky	7	170	RW	Tacoma
Mike Josephson	8	196	LW	Kamloops
Lubomir Jandera	9	222	D	Litvinov CHP HC
Lars Weibel	10	248	G	Lugano
Rob Mara	11	263	RW	Belmont Hill HS

1993 QUEBEC CITY, QUEBEC

NAME	RD	PK	POS	AMATEUR TEAM
Eric Lecompte	1	24	LW	Hull
Eric Manlow	2	50	C	Kitchener
Bogdan Savenko	3	54	RW	Niagara Falls
Ryan Huska	3	76	LW	Kamloops
Eric Daze	4	90	LW	Beaumont
Patrick Pysz	4	102	C	Augsburg
Jonni Vauhkonen	5	128	LW	Reipas Lahti
Tom White	7	180	C	Westminster HS
Sergei Petrov	8	206	LW	Cloquet HS
Mike Rusk	9	232	D	Guelph
Mike McGhan	10	258	LW	Prince Albert
Tom Noble	11	284	G	Catholic Memorial HS

1992 MONTREAL

NAME	RD	PK	POS	AMATEUR TEAM
Sergei Krivokrasov	1	12	RW	CSKA Moscow
Jeff Shantz	2	36	C	Regina
Sergei Klimovich	2	41	C	Moscow Dynamo
Andy MacIntyre	4	89	LW	Saskatoon
Tim Hogan	5	113	D	Univ. of Michigan
Gerry Skrypec	6	137	D	Ottawa
Mike Prokopec	7	161	RW	Cornwall
Layne Roland	8	185	RW	Portland
David Hymovitz	9	209	LW	Thayer Academy
Richard Raymond	10	233	D	Cornwall

1991 BUFFALO

NAME	RD	PK	POS	AMATEUR TEAM
Dean McAmmond	1	22	C	Prince Albert
Michael Pomichter	2	39	C	Springfield
Jamie Matthews	2	44	C	Sudbury
Bobby House	3	66	RW	Brandon
Igor Kravchuk	4	71	D	CSKA Moscow
Zac Boyer	4	88	RW	Kamloops
Maco Balkovec	5	110	D	Merritt T-II Jr.
Kevin St. Jacques	6	112	LW	Lethbridge
Jacques Auger	6	132	D	Univ. of Wisconsin
Scott Kirtan	7	154	RW	Powell River T-II
Roch Belley	8	176	G	Niagara Falls
Scott MacDonald	9	198	D	Choate HS
Alex Andrievski	10	220	RW	Moscow Dynamo
Mike Larkin	11	242	D	Rice Memorial HS
Scott Dean	12	264	D	Lake Forest HS

1990 VANCOUVER

NAME	RD	PK	POS	AMATEUR TEAM
Karl Dykhuis	1	16	D	Hull
Ivan Droppa	2	37	D	Liptovsky Mikulas
Chris Tucker	4	79	C	Bloomington Jefferson HS
Brett Stickney	6	121	C	St. Paul's HS
Derek Edgerly	6	124	C	Stoneham
Hugo Belanger	8	163	LW	Clarkson Univ.
Owen Lessard	9	184	LW	Owen Sound
Erik Peterson	10	205	C	Brockton HS
Steve Dubinsky	11	226	RW	Clarkson Univ.
Dino Grossi	12	247	RW	Northeastern Univ.

ALL-TIME DRAFT SELECTIONS



EDDIE OLCZYK
1984

1989 BLOOMINGTON, MINN.

NAME	RD	PK	POS	AMATEUR TEAM
Adam Bennett	1	6	D	Sudbury
Michael Speer	2	27	D	Guelph
Bob Kellogg	3	48	D	Springfield Jr.
Tommi Pullola	6	111	C	Sport Fin. Div. I
Tracy Egeland	7	132	RW	Prince Albert
Milan Tichy	8	153	D	Plzen Skoda
Jason Greyerbiehl	9	174	LW	Colgate Univ.
Matt Saunders	10	195	LW	Northeastern Univ.
Mike Kozak	11	216	RW	Clarkson Univ.
Michael Doneghey	12	237	G	Catholic Memorial HS

1988 MONTREAL

NAME	RD	PK	POS	AMATEUR TEAM
Jeremy Roenick	1	8	C	Thayer Academy
Trevor Dam	3	50	RW	London
Stefan Elvenas	4	71	RW	Rogle (Sweden)
Joe Cleary	5	92	D	Stratford Jr.
Justin Lafayette	6	113	LW	Ferris State
Craig Woodcroft	7	134	LW	Colgate Univ.
Jon Pojar	8	155	LW	Roseville HS
Mathew Hentges	9	176	D	Edina HS
Daniel Maurice	10	197	C	Chicoutimi
Dirk Tenzer	11	218	D	St. Paul's HS
Andreas Lupzig	12	239	C	Landshut (Germany)

1987 DETROIT

NAME	RD	PK	POS	AMATEUR TEAM
Jimmy Waite	1	8	G	Chicoutimi
Ryan McGill	2	29	D	Swift Current
Cam Russell	3	50	D	Hull
Mike Dagenais	3	60	D	Peterborough
Ulf Sandstrom	5	92	RW	MoDo (Sweden)
Mike McCormick	6	113	R	Richmond T-II
Stephen Tepper	7	134	RW	Westboro HS
John Reilly	8	155	LW	Phillips Academy
Lance Werness	9	176	RW	Burnsville HS
Dale Marquette	10	197	LW	Brandon
Bill Lacouture	11	218	RW	Natick HS
Mike Lappin	12	239	C	Norwood Prep

1986 MONTREAL

NAME	RD	PK	POS	AMATEUR TEAM
Everett Sanipass	1	14	LW	Verdun Jr.
Mark Kurzawski	2	35	D	Windsor
Frantisek Kucera	4	77	D	Sparta Praha
Lonnie Loach	5	98	LW	Guelph
Mario Doyon	6	119	D	Drummondville
Mike Hudson	7	140	C	Sudbury
Marty Nanne	8	161	RW	Univ. of Minnesota
Geoff Benic	9	182	LW	Windsor
Glen Lowes	10	203	LW	Toronto
Chris Thayer	11	224	C	Kent HS
Sean Williams	12	245	RW	Oshawa


1985 TORONTO

NAME	RD	PK	POS	AMATEUR TEAM
Dave Manson	1	11	D	Prince Albert
Andy Helmuth	3	53	G	Ottawa
Dan Vincelette	4	74	LW	Drummondville
Rick Herbert	5	87	D	Portland
Brad Belland	5	95	C	Sudbury
Jonas Heed	6	116	D	Sodertalje SK
Victor Posa	7	137	LW	Univ. of Wisconsin
John Reid	8	158	G	Belleville
Richard LaPlante	9	179	C	Univ. of Vermont
Brad Hamilton	10	200	D	Aurora
Ian Pound	11	221	D	Kitchener
Rick Braccia	12	242	F	Avon Old Farms HS

1984 MONTREAL

NAME	RD	PK	POS	AMATEUR TEAM
Eddie Olczyk	1	3	RW	US National
Trent Yawney	3	45	D	Saskatoon
Tom Eriksson	4	66	LW	MoDo
Timo Lehtonen	5	90	G	Jokerit
Darin Sceviour	5	101	RW	Lethbridge
Chris Clifford	6	111	G	Kingston
Mike Stapleton	7	132	C	Cornwall
Glenn Greenough	8	153	RW	Sudbury
Ralph DiFiore	9	174	D	Shawinigan
Joakim Persson	10	194	LW	Brynäs IF
Bill Brown	11	215	C	St. Paul HS
David Mackey	11	224	LW	Victoria
Dan Williams	12	235	D	Chicago Jets

ALL-TIME DRAFT SELECTIONS



1983 MONTREAL

NAME	RD	PK	POS	AMATEUR TEAM
Bruce Cassidy	1	18	D	Ottawa
Wayne Presley	2	39	RW	Kitchener
Marc Bergevin	3	59	D	Chicoutimi
Tarek Howard	4	79	D	Olds T-II
Kevin Robinson	5	99	LW	Toronto
Jari Torkki	6	115	RW	Lukko
Mark LaVarre	6	119	RW	Stratford Jr.
Scot Birnie	7	139	RW	Cornwall
Kent Paynter	8	159	D	Kitchener
Brian Noonan	9	179	RW	Archbishop William HS
Dominik Hasek	10	199	G	Pardubice HC
Steve Pepin	11	219	C	St. Jean

1982 MONTREAL

NAME	RD	PK	POS	AMATEUR TEAM
Ken Yaremchuk	1	7	C	Portland
Rene Badeau	2	28	D	Quebec
Tom McMurchy	3	49	RW	Brandon
Bill Watson	4	70	RW	Prince Albert
Brad Beck	5	91	D	Penticton
Mark Hatcher	6	112	D	Niagara Falls
Jay Ness	7	133	C	Roseau HS
Jeff Smith	8	154	LW	London
Phil Patterson	9	175	RW	Ottawa
Jim Camazzola	10	196	LW	Penticton
Mike James	11	217	D	Ottawa
Bob Andrea	12	238	D	Dartmouth T-II

1981 MONTREAL

NAME	RD	PK	POS	AMATEUR TEAM
Tony Tanti	1	12	RW	Oshawa
Kevin Griffin	2	25	LW	Portland
Darrel Anholt	3	54	D	Calgary
Perry Pelensky	4	75	RW	Portland
Doug Chessel	5	96	G	London
Bill Schafhauser	6	117	D	Northern Michigan Univ.
Marc Centrone	7	138	C	Lethbridge
Johan Mellstrom	8	159	RW	Falun
John Bennis	9	180	LW	Billings
Sylvain Roy	10	201	D	Hull

1980 MONTREAL

NAME	RD	PK	POS	AMATEUR TEAM
Denis Savard	1	3	C	Montreal Jr.
Jerome Dupont	1	15	D	Toronto
Steve Ludzik	2	28	C	Niagara Falls
Ken Solheim	2	30	LW	Medicine Hat
Len Dawes	2	36	D	Victoria
Troy Murray	3	57	C	St. Albert
Marcel Frere	3	58	LW	Billings
Carey Wilson	4	67	C	Dartmouth
Brian Shaw	4	78	RW	Portland
Kevin Ginnell	5	99	C	Medicine Hat
Steve Larmer	6	120	RW	Niagara Falls
Sean Simpson	7	141	C	Ottawa
Jim Ralph	8	162	G	Ottawa
Don Dietrich	9	183	D	Brandon
Dan Frawley	10	204	RW	Sudbury

1979 MONTREAL

NAME	RD	PK	POS	AMATEUR TEAM
Keith Brown	1	7	D	Portland
Timothy Trimmer	2	28	LW	Peterborough
Bill Gardner	3	49	C	Peterborough
Louis Begin	4	70	LW	Sherbrooke
Lowell Loveday	5	91	D	Kingston
Doug Crossman	6	112	D	Ottawa

1978 MONTREAL

NAME	RD	PK	POS	AMATEUR TEAM
Tim Higgins	1	10	RW	Ottawa
Doug Lecuyer	2	29	LW	Portland
Rick Paterson	3	46	C	Cornwall
Brian Young	4	63	D	New Westminster
Mark Murphy	5	79	LW	Toronto
Dave Feamster	6	96	D	Colorado
Dave Mancuso	7	113	D	Windsor
Sandy Ross	8	130	D	Colgate Univ.
Mark Locken	9	147	G	Niagara Falls
Glen Van	10	164	D	Colorado
Darryl Sutter	11	179	C	Lethbridge

1977 MONTREAL

NAME	RD	PK	POS	AMATEUR TEAM
Doug Wilson	1	6	D	Ottawa
Jean Savard	2	19	C	Quebec
Randy Ireland	4	60	G	Portland
Gary Platt	5	78	D	Sorel
Jack O'Callahan	6	96	D	Boston Univ.
Floyd Lahache	7	114	D	Sherbrooke
Jeff Geiger	8	129	D	Ottawa
Stephen Ough	9	144	D	Laval

ALL-TIME DRAFT SELECTIONS

1976 MONTREAL

NAME	RD	PK	POS	AMATEUR TEAM
Real Cloutier	1	9	RW	Quebec
Jeff McDill	2	27	RW	Victoria
Tomas Gradin	3	45	C	MoDo
Dave DeBol	4	63	C	Univ. of Michigan
Terry McDonald	5	81	D	Edmonton
John Peterson	6	99	G	Notre Dame
John Rothstein	7	115	RW	Univ. of Minnesota

1975 MONTREAL

NAME	RD	PK	POS	AMATEUR TEAM
Greg Vaydik	1	7	C	Medicine Hat
Daniel Arndt	2	25	LW	Saskatoon
Mike O'Connell	3	43	D	Kingston
Pierre-Yves Giroux	4	61	C	Hull
Bob Hoffmeyer	5	79	D	Saskatoon
Tom Ulseth	6	97	RW	Univ. of Wisconsin
Ted Bulley	7	115	LW	Hull
Paul Jensen	8	133	D	Michigan Tech

1974 MONTREAL

NAME	RD	PK	POS	AMATEUR TEAM
Grant Mulvey	1	16	RW	Calgary
Alain Daigle	2	34	RW	Trois Rivières
Bob Murray	3	52	D	Cornwall
Terry Ruskowski	4	70	C	Swift Current
Dave Logan	5	88	D	Laval
Bob Volpe	6	106	G	Sudbury
Ed Mio	7	124	G	Colorado
Mike St. Cyr	8	141	D	Kitchener
Stephen Colp	9	158	C	Michigan State Univ.
Rick Fraser	10	173	D	Oshawa
Jean Bernier	11	188	D	Shawinigan Falls
Dwane Byers	12	200	RW	Sherbrooke
Glen Ing	13	210	RW	Victoria

1973 MONTREAL

NAME	RD	PK	POS	AMATEUR TEAM
Darcy Rota	1	13	LW	Edmonton
Reg Thomas	2	29	C	London
Randy Holt	3	45	D	Sudbury
Dave Elliott	4	61	C	Winnipeg
Dan Hinton	5	77	LW	Sault Ste. Marie
Gary Doerksen	6	93	LW	Winnipeg
Wayne Dye	7	109	LW	New Westminster
Jim Koleff	8	125	C	Hamilton
Jack Johnson	9	140	D	Univ. of Wisconsin
Steve Alley	9	141	LW	Univ. of Wisconsin
Rick Clubbe	10	156	C	Univ. of North Dakota
Gene Strate	11	165	D	Edmonton

1972 MONTREAL

NAME	RD	PK	POS	AMATEUR TEAM
Philip Russell	1	13	D	Edmonton
Brian Ogilvie	2	29	C	Edmonton
Michael Veisor	3	45	G	Peterborough
Tom Peluso	4	61	RW	Univ. of Denver
Rejean Giroux	5	77	RW	Quebec
Rob Palmer	6	93	C	Univ. of Denver
Terry Smith	7	109	RW	Edmonton
Billy Reay	8	125	F	Univ. of Wisconsin
Gary Donaldson	9	141	RW	Victoria

1971 MONTREAL

NAME	RD	PK	POS	AMATEUR TEAM
Dan Spring	1	12	F	Edmonton
Dave Kryskow	2	26	LW	Edmonton
Bob Peppler	3	40	F	St. Catharines
Clyde Simon	4	54	F	St. Catharines
Dean Blais	5	68	C	Univ. of Minnesota
Jim Johnston	6	82	C	Univ. of Wisconsin

1970 MONTREAL

NAME	RD	PK	POS	AMATEUR TEAM
Daniel Maloney	1	14	LW	London
Michel Archambault	2	28	LW	Drummondville
Leonard Frig	3	42	D	Calgary
Walter Ledingham	4	56	LW	Univ. of Minn.-Duluth
Gilles Meloche	5	70	G	Verdun

1969 MONTREAL

NAME	RD	PK	POS	AMATEUR TEAM
Jean-Pierre Bordeleau	1	13	RW	Montreal
Larry Romanchych	2	24	RW	Flin Flon
Milt Black	3	36	C	Winnipeg
Darryl Maggs	4	48	D	Calgary
Mike Baumgartner	5	60	D	Univ. of North Dakota
Dave Hudson	6	71	C	Univ. of North Dakota

1968 MONTREAL

NAME	RD	PK	POS	AMATEUR TEAM
John Marks	1	9	RW	Univ. of North Dakota

1967 MONTREAL

NAME	RD	PK	POS	AMATEUR TEAM
Bob Tombari	1	7	LW	Sault Ste. Marie

1966 MONTREAL

NAME	RD	PK	POS	AMATEUR TEAM
Terry Caffery	1	3	C	Toronto
Ron Dussiaume	2	9	LW	Oshawa
Larry Gibbons	3	15	D	Markham
Brian Morenz	4	21	C	Oshawa

LEADERSHIP

PLAYERS

2010-19

OPPONENTS

TRADITION

RECORDS

PLAYOFFS

HISTORY

MINORS

MEDIA

HOW THE BLACKHAWKS WERE BUILT

LEADERSHIP	PLAYERS	2019-20	OPPONENTS	TRADITION	RECORDS	PLAYOFFS	HISTORY	MINORS	MEDIA
------------	---------	---------	-----------	-----------	---------	----------	---------	--------	-------

Nicolas Beaudin
Adam Boqvist
Lucas Carlsson
Drake Caggliula
Ryan Carpenter
Corey Crawford
Kirby Dach
Alex DeBrincat
Calvin de Haan
Collin Delia
MacKenzie Entwistle

Alexandre Fortin
Dennis Gilbert
Alexis Gravel
Erik Gustafsson
Brandon Hagel
Mikael Hakkarainen
Matthew Highmore
Philip Holm
Reese Johnson
David Kampf
Patrick Kane
Duncan Keith
Graham Knott
Slater Koekoek

Chad Krys
Dominik Kubalik
Philipp Kurashev
Kevin Lankinen
Robin Legner
Olli Maatta
Connor Murphy
Jacob Nilsson
Nathan Noel
Alexander Nylander
Brendan Perlini
John Quenneville
Brandon Saad

Aleksi Saarela
Brent Seabrook
Andrew Shaw

Dylan Sikura
Zack Smith
Tim Soderlund
Dylan Strome
Jonathan Toews
Joni Tuulola
Anton Wedin

Blackhawks' first-round pick (27th overall) in the 2018 NHL Draft.
Blackhawks' first-round pick (8th overall) in the 2018 NHL Draft.
Blackhawks' fourth-round pick (110th overall) in the 2016 NHL Draft.
From EDM with Jason Garrison for Brandon Manning and Robin Norell on Dec. 30, 2018.
Signed as a free agent on July 1, 2019.
Blackhawks' second-round pick (52nd overall) in the 2003 NHL Draft.
Blackhawks' first-round pick (3rd overall) in the 2019 NHL Draft.
Blackhawks' second-round pick (39th) in the 2016 NHL Draft.
From CAR with Aleksi Saarela for Anton Forsberg and Gustav Forsling on June 25, 2019.
Signed as a free agent on July 28, 2017.
From ARI with Marcus Kruger, MacKenzie Entwistle, Jordan Maletta and a 2019 fifth-round pick for Marian Hossa, Vinnie Hinostroza, Jordan Oesterle and a third-round selection in the 2019 NHL Draft on July 12, 2018.
Signed as a free agent on Sep. 25, 2016.
Blackhawks' third-round pick (91st overall) in the 2015 NHL Draft.
Blackhawks' sixth-round pick (162nd overall) in the 2018 NHL Draft.
Signed as a free agent on April 30, 2015.
Signed as a free agent on Nov. 5, 2018.
Blackhawks fifth-round pick (139th overall) in the 2018 NHL Draft.
Signed as a free agent on March 2, 2017.
Signed as a free agent on August 13, 2019.
Signed as a free agent on March 6, 2019.
Signed as a free agent on May 2, 2017.
Blackhawks' first-round pick (1st overall) in the 2007 NHL Draft.
Blackhawks' second-round pick (54th overall) in the 2002 NHL Draft.
Blackhawks' second-round pick (54th overall) in the 2015 NHL Draft.
From TBL with a fifth-round pick in the 2019 NHL Draft for Jan Rutta and a seventh-round pick in the 2019 NHL Draft on Jan. 11, 2019.
Blackhawks' second-round pick (45th overall) in the 2016 NHL Draft.
From LAK for Arizona's fifth-round pick in the 2019 NHL Draft.
Blackhawks' fourth-round pick (120th overall) in the 2018 NHL Draft.
Signed as a free agent on May 21, 2018.
Signed as a free agent on July 1, 2019.
From PIT for Dominik Kahun and a fifth-round pick in the 2019 NHL Draft on June 15, 2019.
From ARI with Laurent Dauphin for Niklas Hjalmarsson on June 23, 2017.
Signed as a free agent on May 31, 2018.
Blackhawks' fourth-round pick (113th overall) in the 2016 NHL Draft.
From BUF for Henri Jokiharju on July 9, 2019.
From ARI with Dylan Strome for Nick Schmaltz on Nov. 25, 2018.
From NJD for John Hayden on June 22, 2019.
From CBJ with Anton Forsberg and a 2018 fifth-round pick for Artemi Panarin, Tyler Motte and a 2017 sixth-round pick on June 23, 2017.
From CAR with Calvin de Haan for Anton Forsberg and Gustav Forsling on June 25, 2019.
Blackhawks' first-round pick (14th overall) in the 2003 NHL Draft.
From MTL with a seventh-round pick in the 2021 NHL Draft for a second- and seventh-round pick in the 2020 NHL Draft and a third-round pick in the 2021 NHL Draft on June 30, 2019.
Blackhawks' sixth-round pick (178th overall) in the 2014 NHL Draft.
From OTT for Artem Anisimov on July 16, 2019.
Blackhawks' fourth-round selection (112th overall) in the 2017 NHL Draft.
From ARI with Brendan Perlini for Nick Schmaltz on Nov. 25, 2018.
Blackhawks' first-round pick (3rd overall) in the 2006 NHL Draft.
Blackhawks' sixth-round pick (181st overall) in the 2015 NHL Draft.
Signed as a free agent on May 23, 2019.



REVIEW

SCHEDULE AND RESULTS

	GM	DATE	OPPONENT	RESULT	SCORE	RECORD	GOALIE	ATTENDANCE	GWG
	1	10/04	@ Ottawa	OTW	4-3	1-0-0	WARD	15,858	P. KANE
	2	10/06	@ St. Louis	OTW	5-4	2-0-0	WARD	17,429	J. TOEWS
	3	10/07	TORONTO	OTL	7-6	2-0-1	WARD	21,812	M. Rielly
	4	10/11	@ Minnesota	OTL	4-3	2-0-2	WARD	18,652	J. Zucker
	5	10/13	ST. LOUIS	OTW	4-3	3-0-2	WARD	21,634	A. DEBRINCAT
	6	10/18	ARIZONA	L	4-1	3-1-2	CRAWFORD	21,210	V. Hinostroza
	7	10/20	@ Columbus	W	4-1	4-1-2	CRAWFORD	17,005	M. KRUGER
	8	10/21	TAMPA BAY	L	6-3	4-2-2	WARD	21,012	B. Point
	9	10/23	ANAHEIM	W	3-1	5-2-2	CRAWFORD	20,900	P. KANE
	10	10/25	NY RANGERS	W	4-1	6-2-2	CRAWFORD	21,280	A. FORTIN
	11	10/27	@ St. Louis	L	7-3	6-3-2	CRAWFORD	17,201	T. Bozak
	12	10/28	EDMONTON	OTL	2-1	6-3-3	WARD	20,987	C. McDavid
	13	10/31	@ Vancouver	L	4-2	6-4-3	CRAWFORD	16,955	B. Gaunce
	14	11/01	@ Edmonton	L	4-0	6-5-3	WARD	18,347	D. Caggiula
	15	11/03	@ Calgary	L	5-3	6-6-3	CRAWFORD	18,143	M. Frolik
	16	11/08	CAROLINA	L	4-3	6-7-3	CRAWFORD	21,331	D. Kampf
	17	11/10	@ Philadelphia	L	4-0	6-8-3	CRAWFORD	19,355	C. Giroux
	18	11/12	@ Carolina	OTL	3-2	6-8-4	WARD	11,221	S. Aho
	19	11/14	ST. LOUIS	W	1-0	7-8-4	CRAWFORD	21,401	B. SEABROOK
	20	11/16	LOS ANGELES	L (SO)	2-1	7-8-5	CRAWFORD	21,227	I. Kovalchuk
	21	11/18	MINNESOTA	W	3-1	8-8-5	CRAWFORD	21,373	B. SAAD
	22	11/21	@ Washington	L	4-2	8-9-5	CRAWFORD	18,506	M. Kempny
	23	11/23	@ Tampa Bay	L	4-2	8-10-5	CRAWFORD	19,092	B. Point
	24	11/24	@ Florida	OTW	5-4	9-10-5	WARD	14,283	E. GUSTAFSSON
	25	11/27	LAS VEGAS	L	8-3	9-11-5	CRAWFORD (L)/WARD	21,460	W. Karlsson
	26	11/29	@ Winnipeg	L	6-5	9-12-5	CRAWFORD	15,321	N. Ehlers
	27	12/01	@ Nashville	L	5-2	9-13-5	WARD	17,548	R. Johansen
	28	12/02	CALGARY	L	3-2	9-14-5	CRAWFORD	21,074	D. Ryan
	29	12/05	@ Anaheim	L	4-2	9-15-5	CRAWFORD	15,696	O. Kase
	30	12/06	@ Las Vegas	L	4-3	9-16-5	CRAWFORD	18,494	A. Tuch
	31	12/09	MONTREAL	L	3-2	9-17-5	CRAWFORD	21,057	T. Tatar
	32	12/11	@ Winnipeg	L	6-3	9-18-5	WARD	15,321	K. Connor
	33	12/12	PITTSBURGH	W	6-3	10-18-5	CRAWFORD	21,232	M. KRUGER
	34	12/14	WINNIPEG	OTL	4-3	10-18-6	CRAWFORD	21,235	M. Scheifele
	35	12/16	SAN JOSE	L	7-3	10-19-6	WARD (L)/CRAWFORD	21,237	B. Goodrow
	36	12/18	NASHVILLE	W	2-1	11-19-6	WARD	21,223	E. GUSTAFSSON
	37	12/20	@ Dallas	W	5-2	12-19-6	WARD	18,532	P. KANE
	38	12/21	@ Colorado	W	2-1	13-19-6	DELIA	17,850	A. ANISMOV
	39	12/23	FLORIDA	L	6-3	13-20-6	WARD	21,789	J. McCann
	40	12/27	MINNESOTA	W	5-2	14-20-6	DELIA	21,735	P. KANE
	41	12/29	@ Colorado	OTW	3-2	15-20-6	DELIA	18,028	P. KANE

LEADERSHIP
PLAYERS
2018-19
OPPONENTS
TRADITION
RECORDS
PLAYOFFS
HISTORY
MINORS
MEDIA

SCHEDULE AND RESULTS

GM	DATE	OPPONENT	RESULT	SCORE	RECORD	GOALIE	ATTENDANCE	GWG
42	01/01	BOSTON	L	4-2	15-21-6	WARD	76,126	S. Kuraly
43	01/03	@ NY Islanders	OTL	3-2	15-21-7	DELIA	13,454	D. Toews
44	01/06	@ Pittsburgh	W	5-3	16-21-7	WARD	18,623	D. STROME
45	01/07	CALGARY	L	4-3	16-22-7	DELIA	21,036	G. Hathaway
46	01/09	NASHVILLE	OTL	4-3	16-22-8	DELIA	21,255	F. Forsberg
47	01/12	LAS VEGAS	OTL	4-3	16-22-9	DELIA	21,760	S. Theodore
48	01/14	@ New Jersey	L	8-5	16-23-9	WARD (L)/ DELIA	15,204	K. Rooney
49	01/17	@ NY Rangers	L	4-3	16-23-9	DELIA	17,434	M. Zibanejad
50	01/20	WASHINGTON	W	8-5	17-23-9	DELIA	21,316	J. TOEWS
51	01/22	NY ISLANDERS	W (SO)	3-2	18-23-9	WARD	21,330	P. KANE
52	02/01	@ Buffalo	W	7-3	19-24-9	WARD	18,205	B. SAAD
53	02/02	@ Minnesota	OTW	4-3	20-24-9	DELIA	19,114	E. GUSTAFSSON
54	02/05	@ Edmonton	W	6-2	21-24-9	WARD	18,347	D. STROME
55	02/07	VANCOUVER	OTW	4-3	22-24-9	DELIA	19,227	J. TOEWS
56	02/10	DETROIT	W	5-2	23-24-9	WARD	21,941	D. KAHUN
57	02/12	@ Boston	L	6-3	23-25-9	DELIA	17,565	J. DeBrusk
58	02/14	NEW JERSEY	W	5-2	24-25-9	WARD	21,338	J. TOEWS
59	02/16	COLUMBUS	L	5-2	24-26-9	WARD	22,196	K. Atkinson
60	02/18	OTTAWA	W	8-7	25-26-9	WARD (W)/DELIA	21,339	J. TOEWS
61	02/20	@ Detroit	OTW	5-4	26-26-9	WARD	18,806	P. KANE
62	02/22	COLORADO	L	5-3	26-27-9	DELIA	21,653	J. Compher
63	02/24	DALLAS	L	4-3	26-28-9	WARD	21,474	J. Spezza
64	02/27	@ Anaheim	W	4-3	27-28-9	CRAWFORD	16,689	P. KANE
65	03/02	@ Los Angeles	L	6-3	27-29-9	CRAWFORD	18,230	A. Kemp
66	03/03	@ San Jose	L	5-2	27-30-9	WARD	17,252	M. Sorensen
67	03/07	BUFFALO	W (SO)	5-4	28-30-9	WARD	21,500	A. DEBRINCAT
68	03/09	@ Dallas	W	2-1	29-30-9	CRAWFORD	21,681	A. DEBRINCAT
69	03/11	ARIZONA	W	7-1	30-30-9	CRAWFORD	21,574	B. SAAD
70	03/13	@ Toronto	W	5-4	31-30-9	CRAWFORD (W)/DELIA	19,342	A. DEBRINCAT
71	03/16	@ Montreal	W	2-0	32-30-9	CRAWFORD	21,302	C. MURPHY
72	03/18	VANCOUVER	OTL	3-2	32-30-10	CRAWFORD	21,496	B Horvat
73	03/21	PHILADELPHIA	L	3-1	32-31-10	CRAWFORD	21,484	J. Van Riemsdyk
74	03/23	@ Colorado	L	4-2	32-32-10	CRAWFORD	17,099	S. Andrghetto
75	03/24	COLORADO	OTW	2-1	33-32-10	CRAWFORD	21,410	D. KEITH
76	03/26	@ Arizona	L	1-0	33-33-10	CRAWFORD	15,055	N. Cousins
77	03/28	@ San Jose	W	5-4	34-33-10	CRAWFORD	17,364	C. KUNITZ
78	03/30	@ Los Angeles	OTL	3-2	34-33-11	CRAWFORD	18,230	D. Daughy
79	04/01	WINNIPEG	OTL	4-3	34-33-12	CRAWFORD	21,314	K. Hayes
80	04/03	ST. LOUIS	W (SO)	4-3	35-33-12	WARD	21,482	J. TOEWS
81	04/05	DALLAS	W	6-1	36-33-12	CRAWFORD (W)/WARD	21,626	D. KAHUN
82	04/06	@ Nashville	L	5-2	36-34-12	WARD	17,694	V. Arvidsson

LEADERSHIP

PLAYERS

2018-19

OPPONENTS

TRADITION

RECORDS

PLAYOFFS

HISTORY

MINORS

MEDIA

FINAL TEAM SCORING

PLAYER	POS	GP	G	A	P	+/-	PIM	TOI/G	PPG	PPA	SHG	SHA	SOG	SH%
Patrick Kane	RW	81	44	66	110	2	22	22:29	9	21	0	0	341	12.9
Jonathan Toews	C	82	35	46	81	2	40	21:00	9	6	1	0	220	14.9
Alex DeBrincat	LW	82	41	35	76	0	15	17:42	13	9	0	0	220	18.6
Erik Gustafsson	D	79	17	43	60	-6	34	22:35	4	10	0	0	160	10.6
Dylan Strome	C	58	17	34	51	2	14	17:04	3	0	1	0	105	16.2
Brandon Saad	LW	80	23	24	47	-9	12	17:41	5	8	3	1	195	11.8
Duncan Keith	D	82	6	34	40	13	70	23:01	0	1	0	1	141	4.3
Artem Anisimov	C	78	15	22	37	-2	14	16:21	1	3	1	0	142	10.6
Dominik Kahun	C	82	13	24	37	10	6	14:09	1	1	0	0	137	9.5
Brent Seabrook	D	78	5	23	28	-6	41	19:06	2	8	0	1	165	3.0
David Kampf	C	63	4	15	19	-6	14	13:55	0	0	0	0	72	5.5
Brendan Perlini	LW	46	12	3	15	-12	20	10:36	0	0	0	0	77	15.6
Connor Murphy	D	52	5	8	13	12	40	19:29	0	0	0	0	84	5.9
Drake Caggiula	C	26	5	7	12	3	12	14:51	0	4	0	0	47	10.6
Henri Jokiharju	D	38	0	12	12	-7	16	18:59	0	1	0	0	62	0.0
Marcus Kruger	C	74	4	8	12	-2	30	10:25	0	0	0	1	74	5.4
Nick Schmaltz	C	23	2	9	11	-4	6	17:41	1	0	0	0	33	6.1
Chris Kunitz	LW	56	5	5	10	-7	23	9:04	0	0	0	0	44	11.4
Gustav Forsling	D	43	3	6	9	-9	30	17:05	0	0	0	0	57	5.3
Dylan Sikura	RW	33	0	8	8	2	0	11:17	0	0	0	0	52	0.0
Carl Dahlstrom	D	38	0	6	6	9	6	18:36	0	0	0	1	42	0.0
Jan Rutta	D	23	2	4	6	0	12	16:18	0	0	0	0	22	9.1
Alexandre Fortin	LW	24	3	3	6	-6	2	10:35	0	0	1	0	29	10.3
John Hayden	RW	54	3	2	5	-12	27	9:10	0	0	0	0	42	7.0
Slater Koekkoek	D	22	1	4	5	4	10	16:27	0	0	0	0	21	4.8
Andreas Martinsen	LW	24	1	3	4	-5	14	7:56	0	0	0	0	21	4.8
Brandon Manning	D	27	1	2	3	-14	21	15:28	0	0	0	0	23	4.3
Brandon Davidson	D	10	0	1	1	-4	15	13:48	0	0	0	0	7	0.0
Luke Johnson	C	15	0	1	1	-8	8	10:49	0	0	0	0	19	0.0

GOALTENDER	GP	W	L	OTL	GAA	TOI	SV	SV%	SO	GA	SA	PIM
Cam Ward	33	16	12	4	3.67	1,882	998	.897	0	115	1113	4
Corey Crawford	39	14	18	5	2.93	2,213	1068	.908	2	108	1176	0
Collin Delia	16	6	4	3	3.61	831	495	.908	0	50	545	0

LEADERSHIP

PLAYERS

2018-19

OPPONENTS

TRADITION

RECORDS

PLAYOFFS

HISTORY

MINORS

MEDIA

HOME/ROAD SCORING

HOME

PLAYER	GP	G	A	P	+/-
Patrick Kane	41	24	31	55	3
Jonathan Toews	41	22	28	50	12
Alex DeBrincat	41	18	19	37	4
Erik Gustafsson	39	6	26	32	-6
Dylan Strome	30	12	19	31	3
Brandon Saad	41	13	11	24	-4
Duncan Keith	41	2	22	24	1
Dominik Kahun	41	5	14	19	6
Brent Seabrook	38	3	14	17	-2
Artem Anisimov	38	7	9	16	-4
Brendan Perlini	23	6	1	7	-6
Gustav Forsling	19	3	3	6	-2
Drake Caggiula	15	2	4	6	1
David Kampf	30	2	4	6	-6
Nick Schmaltz	11	2	3	5	-3
Connor Murphy	28	1	4	5	7
Marcus Kruger	37	1	4	5	-5
Henri Jokiharju	20	0	5	5	-1
Chris Kunitz	28	3	1	4	-4
Carl Dahlstrom	20	0	4	4	8
Dylan Sikura	17	0	4	4	-3
Alexandre Fortin	11	2	1	3	-1
Slater Koekkoek	13	1	2	3	1
Jan Rutta	10	0	3	3	-3
Andreas Martinsen	11	1	1	2	-4
Brandon Manning	12	1	1	2	-5
John Hayden	29	1	0	1	-10
Brandon Davidson	5	1	1	1	0
Dennis Gilbert	1	0	0	0	0
Jacob Nilsson	2	0	0	0	-2
Luke Johnson	5	0	0	0	-1

GOALTENDER	GP	MINS	W-L-OT	GAA	SO
Corey Crawford	20	1,109	8-6-4	2.54	1
Cam Ward	17	936	8-6-2	3.59	0
Collin Delia	8	430	3-2-2	3.90	0

ROAD

PLAYER	GP	G	A	P	+/-
Patrick Kane	40	20	35	55	-1
Alex DeBrincat	41	23	16	39	-4
Jonathan Toews	41	13	18	31	-10
Erik Gustafsson	40	11	17	28	0
Brandon Saad	39	10	13	23	-5
Artem Anisimov	40	8	13	21	2
Dylan Strome	28	5	15	20	-1
Dominik Kahun	41	8	10	18	4
Duncan Keith	41	4	12	16	12
David Kampf	33	2	11	13	0
Brent Seabrook	40	2	9	11	-4
Brendan Perlini	23	6	2	8	-6
Connor Murphy	24	4	4	8	-5
Marcus Kruger	37	3	4	7	-3
Henri Jokiharju	18	0	7	7	-6
Drake Caggiula	11	3	3	6	2
Chris Kunitz	28	2	4	6	-3
Nick Schmaltz	12	0	6	6	-1
John Hayden	25	2	2	4	-2
Dylan Sikura	16	0	4	4	5
Jan Rutta	13	2	1	3	3
Alexandre Fortin	13	1	2	3	-5
Gustav Forsling	18	0	3	3	-7
Andreas Martinsen	13	0	2	2	-1
Slater Koekkoek	9	0	2	2	3
Carl Dahlstrom	18	0	2	2	1
Brandon Manning	15	0	1	1	-9
Luke Johnson	4	1	0	1	0
Brandon Davidson	5	0	0	0	-4
Tanner Kero	3	0	1	1	0
Dylan Sikura	3	0	1	1	0
Victor Ejdsell	3	0	0	0	0

GOALTENDER	GP	MINS	W-L-OT	GAA	SO
Corey Crawford	19	1,103	6-12-1	3.32	1
Cam Ward	16	946	8-6-2	3.74	0
Collin Delia	8	401	3-2-1	3.29	0

LEADERSHIP

PLAYERS

2018-19

OPPONENTS

TRADITION

RECORDS

PLAYOFFS

HISTORY

MINORS

MEDIA

TRANSACTIONS

DATE

Sep. 27	Brandon Davidson signed a one-year contract.
Oct. 17	Mackenzie Entwistle signed a three-year contract.
Oct. 23	Anton Forsberg assigned to Rockford (AHL). Luke Johnson recalled from Rockford (AHL).
Oct. 30	Brandon Hagel signed a three-year contract.
Nov. 6	Jeremy Colliton is named Coach. Barry Smith named Assistant Coach.
Nov. 9	Nicolas Beaudin signed a three-year contract.
Nov. 25	Acquired Dylan Strome and Brendan Perlini (ARI) in exchange for Nick Schmaltz.
Dec. 22	Jason Nilsson called up from Rockford (AHL).
Dec. 27	Jacob Nilsson assigned to Rockford (AHL).
Dec. 29	Acquired Drake Caggiula and Jason Garrison (EDM) in exchange for Brandon Manning and Robin Norell.
Jan. 4	Andreas Martinsen and Dylan Sikura assigned to Rockford (AHL). Gustav Forsling placed on injured reserve. Sheldon Brookbank named Assistant Coach.
Jan. 10	Acquired Slater Koekoek and a 2019 fifth-round draft pick (TBL) in exchange for Jan Rutta and a 2019 seventh-round draft pick.
Jan. 12	Assigned Brandon Davidson to Rockford (AHL).
Jan. 23	Acquired Dominik Kubalik (LAK) in exchange for a 2019 fifth-round draft pick.
Jan. 30	Henri Jokiharju assigned to Rockford (AHL).
Feb. 5	David Kampf placed on injured reserve.
Feb. 10	Recalled Dylan Sikura from Rockford (AHL). Collin Delia signed a three-year contract extension.
Feb. 18	Acquired Peter Holland (NYR) in exchange for Darren Raddysh.
Feb. 21	Henri Jokiharju recalled from Rockford (AHL).
Feb. 22	Henri Jokiharju assigned to Rockford (AHL).
Feb. 24	Acquired Spencer Watson in exchange for Matt Lacopelli (LAK). Collin Delia and Henri Jokiharju assigned to Rockford (AHL).
March 4	Recalled Collin Delia from Rockford (AHL).
March 6	Reese Johnson signed a three-year contract.
March 12	Signed Philipp Kurashev to a three-year contract.
March 13	Collin Delia assigned to Rockford (AHL).
March 28	Chad Kryz signed a three-year contract.
April 1	Dylan Sikura assigned to Rockford (AHL).
April 2	Called up Dennis Gilbert from Rockford (AHL).
April 6	Called up Kevin Lankinen from Rockford (AHL).
April 7	Assigned Kevin Lankinen to Rockford (AHL).
April 18	Jacob Nilsson signed a one-year contract extension.
May 5	Mikaël Hakkarainen signed a three-year contract. Tim Soderlund signed a three-year contract.
May 12	Slater Koekoek signed a one-year contract extension.
May 28	Dominik Kubalik signed a one-year contract extension.
June 4	Marc Crawford named Assistant Coach.
June 14	Acquired Olli Maatta (PIT) in exchange for Dominik Kahun and a 2019 fifth-round draft pick.
June 21	Acquired John Quenneville (NJD) in exchange for John Hayden.
June 23	Anton Forsberg and Gustav Forsling traded in exchange for Calvin De Haan and Aleksi Saarela (CAR).
June 27	John Quenneville and Dylan Sikura signed two-year contract extensions.
June 30	Acquired Andrew Shaw (MTL) and a 2021 seventh-round draft pick in exchange for a second and seventh-round pick in 2020 and a third-round pick in 2021.
July 1	David Kampf signed a two-year contract extension. Ryan Carpenter signed a three-year contract. Robin Lehner signed a one-year contract.
July 8	Kirby Dach signed a three-year contract.
July 9	Acquired Alex Nylander (BUF) in exchange for Henri Jokiharju.

LEADERSHIP

PLAYERS

2019-20

OPPONENTS

TRADITION

RECORDS

PLAYOFFS

HISTORY

MINORS

MEDIA

TRANSACTION

Brandon Davidson signed a one-year contract.
Mackenzie Entwistle signed a three-year contract.
Anton Forsberg assigned to Rockford (AHL). Luke Johnson recalled from Rockford (AHL).
Brandon Hagel signed a three-year contract.
Jeremy Colliton is named Coach. Barry Smith named Assistant Coach.
Nicolas Beaudin signed a three-year contract.
Acquired Dylan Strome and Brendan Perlini (ARI) in exchange for Nick Schmaltz.
Jason Nilsson called up from Rockford (AHL).
Jacob Nilsson assigned to Rockford (AHL).
Acquired Drake Caggiula and Jason Garrison (EDM) in exchange for Brandon Manning and Robin Norell.
Andreas Martinsen and Dylan Sikura assigned to Rockford (AHL). Gustav Forsling placed on injured reserve. Sheldon Brookbank named Assistant Coach.
Acquired Slater Koekoek and a 2019 fifth-round draft pick (TBL) in exchange for Jan Rutta and a 2019 seventh-round draft pick.
Assigned Brandon Davidson to Rockford (AHL).
Acquired Dominik Kubalik (LAK) in exchange for a 2019 fifth-round draft pick.
Henri Jokiharju assigned to Rockford (AHL).
David Kampf placed on injured reserve.
Recalled Dylan Sikura from Rockford (AHL). Collin Delia signed a three-year contract extension.
Acquired Peter Holland (NYR) in exchange for Darren Raddysh.
Henri Jokiharju recalled from Rockford (AHL).
Henri Jokiharju assigned to Rockford (AHL).
Acquired Spencer Watson in exchange for Matt Lacopelli (LAK). Collin Delia and Henri Jokiharju assigned to Rockford (AHL).
Recalled Collin Delia from Rockford (AHL).
Reese Johnson signed a three-year contract.
Signed Philipp Kurashev to a three-year contract.
Collin Delia assigned to Rockford (AHL).
Chad Kryz signed a three-year contract.
Dylan Sikura assigned to Rockford (AHL).
Called up Dennis Gilbert from Rockford (AHL).
Called up Kevin Lankinen from Rockford (AHL).
Assigned Kevin Lankinen to Rockford (AHL).
Jacob Nilsson signed a one-year contract extension.
Mikaël Hakkarainen signed a three-year contract. Tim Soderlund signed a three-year contract.
Slater Koekoek signed a one-year contract extension.
Dominik Kubalik signed a one-year contract extension.
Marc Crawford named Assistant Coach.
Acquired Olli Maatta (PIT) in exchange for Dominik Kahun and a 2019 fifth-round draft pick.
Acquired John Quenneville (NJD) in exchange for John Hayden.
Anton Forsberg and Gustav Forsling traded in exchange for Calvin De Haan and Aleksi Saarela (CAR).
John Quenneville and Dylan Sikura signed two-year contract extensions.
Acquired Andrew Shaw (MTL) and a 2021 seventh-round draft pick in exchange for a second and seventh-round pick in 2020 and a third-round pick in 2021.
David Kampf signed a two-year contract extension. Ryan Carpenter signed a three-year contract. Robin Lehner signed a one-year contract.
Kirby Dach signed a three-year contract.
Acquired Alex Nylander (BUF) in exchange for Henri Jokiharju.

TEAM HIGHS AND LOWS

GOALS

Most in a period, home	5	02/18/19	8-7 W vs. OTT, 1st
Most in a period, road	5	02/05/19	6-2 W @ EDM, 3rd
Most in a game, home	8	2 times, last on 02/18/19	8-7 W vs. OTT
Most in a game, road	7	02/02/19	7-3 W @ BUF
Most allowed in a period, home	4	02/18/19	8-7 W vs. OTT, 1st
Most allowed in a period, road	5	01/14/19	8-5 L @ NJD, 1st
Most allowed in a game, home	8	11/27/18	7-3 L vs. NYI
Most allowed in a game, road	8	01/14/19	8-5 L @ NJD
Fewest in a game, home	1	5 times, last on 03/21/19	3-1 L vs. PHI
Fewest in a game, road	0	3 times, last on 03/26/19	1-0 L @ ARI
Fewest allowed in a game, home	0	11/14/18	1-0 W vs. STL
Fewest allowed in a game, road	0	03/16/19	2-0 W @ MTL

SHOTS

Most in a period, home	23	10/13/18	4-3 W vs. STL, 1st
Most in a period, road	18	2 times, last on 11/24/18	5-4 OTW @ FLA, 3rd
Most in a game, home	50	10/13/18	4-3 OTW vs. STL
Most in a game, road	43	10/04/18	4-3 OTW @ OTT
Most allowed in a period, home	33	10/21/18	6-3 L vs. TBL, 2nd
Most allowed in a period, road	29	03/13/19	5-4 W @ TOR, 3rd
Most allowed in a game, home	55	10/21/18	6-3 L vs. TBL
Most allowed in a game, road	50	04/06/19	5-2 L @ NSH
Fewest in a period, home	4	3 times, last on 12/27/18	5-2 W vs. MIN, 1st
Fewest in a period, road	3	01/03/19	3-2 OTL @ NYI, 3rd
Fewest in a game, home	19	11/14/18	1-0 W vs. STL
Fewest in a game, road	15	11/03/18	5-3 L @ CGY
Fewest allowed in a period, home	1	10/25/18	4-1 W vs. NYR, 3rd
Fewest allowed in a period, road	4	4 times, last on 02/05/19	6-2 W @ EDM, 3rd
Fewest allowed in a game, home	19	10/25/18	4-1 W vs. NYR
Fewest allowed in a game, road	25	4 times, last on 03/23/19	4-2 L @ COL

POWER-PLAY GOALS

Most in a game, home	2	6 times, last on 02/22/19	5-3 L vs. COL
Most in a game, road	2	4 times, last on 02/05/19	6-2 W @ EDM
Most allowed in a game, home	2	2 times, last on 12/02/18	3-2 L vs. CGY
Most allowed in a game, road	2	3 times, last on 03/28/19	5-4 W @ SJS

SHORTHANDED GOALS

Most in a game, home	1	3 times, last on 02/14/19	5-2 W vs. NJD
Most in a game, road	1	3 times, last on 02/27/19	4-3 W @ ANA
Most allowed in a game, home	1	3 times, last on 03/07/19	5-4 W (SO) vs. BUF
Most allowed in a game, road	1	4 times, last on 02/27/19	4-3 W @ ANA

LEADERSHIP

PLAYERS

2018-19

OPPONENTS

TRADITION

RECORDS

PLAYOFFS

HISTORY

MINORS

MEDIA

TEAM HIGHS AND LOWS

POWER PLAYS

Most in a game	8	12/09/18	3-2 L vs. MTL
Most allowed in a game	6	2 times, last on 12/02/18	3-2 L vs. CGY

PENALTY MINUTES

Most in a game, home	28	12/02/18	3-2 L vs. CGY
Most in a game, road	36	12/01/18	5-2 L @ NSH
Fewest in a game, home	2	7 times, last on 04/05/19	6-1 W vs. DAL
Fewest in a game, road	0	03/09/19	2-1 W @ DAL
Most in a period, home	15	12/02/18	3-2 L vs. CGY, 2nd
Most in a period, road	36	12/01/18	5-2 L @ NSH, 1st
Most in a game, both teams	45	12/01/18	5-2 L @ NSH
Most in a game, opponent	19	02/27/19	4-3 W @ ANA
Fewest in a game, both teams	2	03/13/19	5-4 W @ TOR
Fewest in a game, opponent	0	03/13/19	5-4 W @ TOR

SCORING MARGINS

Largest winning margin, home	6	03/11/19	vs. ARI (7-1)
Largest winning margin, road	4	2 times, last on 02/05/19	@ EDM (6-2)
Largest losing margin, home	5	11/27/18	vs. VGK (8-3)
Largest losing margin, road	4	3 times, last on 11/10/18	@ PHI (4-0)

STREAKS

Longest winning streak	7	01/20/19 to 02/10/19
Longest point streak (games without a regulation loss)	7	01/20/19 to 02/10/19
Longest winless streak	8	2 times, last from 11/27/18 to 12/11/18
Longest losing streak (games without a point)	8	11/27/18 to 12/11/18
Longest home winning streak	5	01/20/19 to 02/10/19
Longest home winless streak	4	01/01/19 to 01/12/19
Longest home losing streak (games without a point)	3	11/27/18 to 12/09/18
Longest road winning streak	3	3 times, last from 03/09/19 to 03/16/19
Longest road winless streak	8	2 times, last from 10/27/18 to 11/23/18
Longest road losing streak (games without a point)	5	2 times, last from 1/29/18 to 12/11/18
Consecutive shutouts	N/A	
Consecutive shutout losses	N/A	

LEADERSHIP
PLAYERS
2018-19
OPPONENTS
TRADITION
RECORDS
PLAYOFFS
HISTORY
MINORS
MEDIA

INDIVIDUAL HIGHS

SKATERS

Most goals in a game, home	3	4 times, last by B. Perlini on 03/11/19	7-1 W vs. ARI
Most goals in a game, road	3	J. Toews on 10/06/18	5-4 OTW @ STL
Most goals in a period, home	2	3 times, last by A. DeBrincat on 02/18/19	8-7 W vs. OTT, 1st
Most goals in a period, road	2	2 times, last by P. Kane on 01/14/19	8-5 L @ NJD, 2nd
Most assists in a game, home	3	6 times, last by E. Gustafsson on 04/01/19	4-3 OTL vs. WPG
Most assists in a game, road	2	2 times, last by E. Gustafsson on 02/20/19	5-4 OTW @ DET
Most assists in a period, home	3	4 times, last by A. DeBrincat on 02/10/19	5-2 W vs. DET, 1st
Most assists in a period, road	2	9 times, last by B. Saad on 03/28/19	5-4 W @ SJS, 1st
Most points in a game, home	5	3 times, last by A. DeBrincat on 02/18/19	8-7 W vs. OTT
Most points in a game, road	4	2 times, last by P. Kane on 02/01/19	7-3 W @ BUF
Most points in a period, home	5	P. Kane on 01/20/19	8-5 W vs. WSH, 3rd
Most points in a period, road	4	P. Kane on 01/14/19	8-5 L @ NJD, 2nd
Most shots in a game, home	13	P. Kane on 01/14/19	5-3 L vs. COL
Most shots in a game, road	9	2 times, last by P. Kane on 01/14/19	8-5 L @ NJD
Most power-play goals in a game, home	1	31 times, last by J. Toews on 04/01/19	4-3 OTL vs. WPG
Most power-play goals in a game, road	1	17 times, last by A. DeBrincat on 03/28/19	5-4 W @ SJS
Most shorthanded goals in a game	1	6 times, last by A. Anisimov on 02/27/19	4-3 W @ ANA
Most penalty minutes in a game, home	15	R. Hartman on 01/20/18	7-1 L vs. NYI
Most penalty minutes in a game, road	15	J. Hayden on 12/23/17	4-1 L @ NJD
Most penalty minutes in a period, home	15	R. Hartman on 01/20/18	7-1 L vs. NYI, 3rd
Most penalty minutes in a period, road	10	J. Hayden on 12/23/17	4-1 L @ NJD, 3rd
Longest goal streak	4	2 times, last by N. Schmaltz from 01/03/18 to 01/09/18	5G, 2A
Longest assist streak	4	4 times, last by P. Kane from 03/10/18 to 03/17/18	1G, 5A
Longest point streak	7	P. Kane from 11/11/17 to 11/29/17	4G, 7A

GOALTENDERS

Most goals allowed in a game	7	C. Ward on 10/17/18	7-6 L vs. TOR
Most goals allowed in a period	5	C. Ward on 01/14/19	8-5 L @ NJD, 2nd
Most shots against in a game	54	C. Ward on 10/21/18	6-3 L vs. TBL
Most shots against in a period	33	C. Ward on 10/21/18	6-3 L vs. TBL, 2nd
Most shots against in an overtime period	6	C. Crawford on 04/02/19	4-3 L vs. WPG
Most saves in a game	49	C. Ward on 10/21/18	6-3 L vs. TBL
Most saves in a period	30	C. Ward on 10/21/18	6-3 L vs. TBL
Most saves in an overtime period	5	C. Crawford on 04/01/19	4-3 W (OTL) @ WPG

LEADERSHIP

PLAYERS

2018-19

OPPONENTS

TRADITION

RECORDS

PLAYOFFS

HISTORY

MINORS

MEDIA

INDIVIDUAL MILESTONES

ALEX DEBRINCAT

- Appeared in his 100th career game in the NHL on Nov. 12th at CAR
- Tallied his 100th career point Feb. 5th at EDM

JEREMY COLLITON

- Coached in his 1st career game on Nov. 8th vs CAR

COREY CRAWFORD

- Posted a career high in saves (48) on March 16th at MTL

PATRICK KANE

- Netted his 300th goal on Dec. 23rd at NJD
- Had his 900th career point on Feb. 1st at BUF
- Became the organization's all time leader in consecutive games with an assist (20) on Feb. 22nd vs. COL
- Appeared in his 900th career game on April 1st vs. WPG

DUNCAN KEITH

- Played in his 1,00th career game on Oct. 13th vs. STL

BRENDAN PERLINI

- Scored his first career hat trick on March 11th vs ARI

BRANDON SAAD

- Skated in his 500th game on Feb. 1st at BUF
- Scored his 300th career NHL point on Feb. 14 vs. NJD

BRENT SEABROOK

- Tallied his 100th career goal on Jan. 14th at NJD
- Became the franchise all time leader in regular season games played by a defenseman (1,014) on Oct. 13th vs. STL

JONATHAN TOEWS

- Netted his 300th career goal on Nov. 14th vs. STL
- Posted his 700th career point on Dec. 12th vs. PIT
- Laced up for his 800th career game in on Oct. 23rd vs. ANA
- Notched his 400th career assist on Dec. 27th vs. MIN
- Set a career high for goals in a season (35) vs. STL on April 3rd

LEADERSHIP

PLAYERS

2019-20

OPPONENTS

TRADITION

RECORDS

PLAYOFFS

HISTORY

MINORS

MEDIA

GOALS, INDIVIDUAL

Scored three goals, home	03/11/19	B. Perlini vs. ARI
Scored three goals, road	10/06/18	J. Toews @ STL
Allowed three goals, home	12/12/18	B. Rust vs. PIT
Allowed three goals, road	11/29/18	N. Ehlers @ WPG
Scored four goals, home	02/24/94	J. Roenick vs. WPG
Scored four goals, road	12/04/99	M. Nylander @ BOS
Allowed four goals, home	03/25/03	A. Yashin vs. NYI
Allowed four goals, road	02/02/12	S. Gagner @ EDM
Scored five goals, home	02/03/82	G. Mulvey vs. STL
Scored five goals, road		N/A
Allowed five goals, home		N/A
Allowed five goals, road	02/15/75	Y. Cournoyer @ MTL

GOALS, TEAM

Scored 10+ goals, home	10/05/17	CHI 10, PIT 1
Scored 10+ goals, road	01/30/69	CHI 12, PHI 0
Allowed 10+ goals, home	11/12/98	TOR 10, CHI 3
Allowed 10+ goals, road	12/04/87	DET 12, CHI 0

GOALS, SHORTHANDED

Scored 2+ shorthanded goals, home	04/13/06	K. Calder, P. Sharp vs. DET
Scored 2+ shorthanded goals, road	02/06/16	M. Hossa, A. Anisimov @ DAL
Allowed 2+ shorthanded goals, home	10/05/05	J. Lupul, R. Niedermayer vs. ANA
Allowed 2+ shorthanded goals, away	04/04/17	M. Duchene, G. Landeskog @ COL

PENALTY SHOTS

Chicago had penalty shot, home	03/11/19	J. Toews vs. L. Pickard, MIN
Chicago had penalty shot, road	02/02/19	B. Perlini vs. A. Stalock, MIN (NG)
Opponent had penalty shot, home	04/01/19	M. Scheifele, WPG vs. C. Crawford (NG)
Opponent had penalty shot, road	12/23/17	J. Oesterle, NJ vs. A. Forsberg (NG)
Chicago scored penalty shot, home	03/11/19	J. Toews vs. L. Pickard, MIN
Chicago scored penalty shot, road	12/16/12	J. Toews vs. M. Biron, NYR
Opponent scored penalty shot, home	12/16/14	N. Niederreiter, MIN vs. A. Raanta
Opponent scored penalty shot, road	03/25/10	J. Voracek, CBJ vs. C. Huet

SHUTOUTS AND TIES

Recorded a shutout, home	11/14/18	1-0 vs. STL (C. Crawford)
Recorded a shutout, road	03/16/19	2-0 @ MTL (C. Crawford)
Opponent recorded a shutout, home	01/22/18	2-0 vs. TBL (A. Vasilevski)
Opponent recorded a shutout, road	03/16/19	1-0 @ ARI (D. Kuemper)
Played in a 0-0 tie, home	01/08/03	vs. ARI (M. Leighton, Z. Bierk)
Played in a 0-0 tie, road	12/17/97	@ EDM (J. Hackett, C. Joseph)

LEADERSHIP

PLAYERS

2018-19

OPPONENTS

TRADITION

RECORDS

PLAYOFFS

HISTORY

MINORS

MEDIA

YOUR TEAM. YOUR APP.



THE OFFICIAL CHICAGO BLACKHAWKS APP.

PRESENTED BY **SRM** *ServiceMASTER*
Recovery Management





OPPONENTS

ANAHEIM DUCKS



DALLAS EAKINS



RYAN GETZLAF



CLUB INFORMATION

Founded: 1993-94
 Home Arena: Honda Center (17,174)
 Front Office Address: 2695 E. Katella Ave., Anaheim, CA 92806
 Phone: 714-940-2900
 Fax: 714-940-2953
 Website: nhl.com/ducks
 Stanley Cups: 2007
 Chief Executive Officer: Michael Schulman
 Executive Vice President/General Manager: Bob Murray
 Head Coach: Dallas Eakins
 Assistant Coaches: Marty Wilford, Mark Morrison, Rich Preston
 Goaltending Coach: Sudarshan Maharaj
 Director, Media and Communications: Alex Gilchrist
 Manager, Media and Communications: Steve Hoem
 Publicist: Keren Lynch
 2018-19 record: 35-37-10 (80 points), 6th Pacific Division
 2019 playoffs: DNO

BROADCAST TEAMS

Television play-by-play: John Ahlers
 Television color analyst: Brian Hayward
 Radio play-by-play: Steve Carroll
 Radio color analyst: Dan Wood

2019-20 MEETINGS

Sunday, Nov. 3 at Anaheim
 Saturday, Jan. 11 in Chicago
 Tuesday, March 3 in Chicago

ALL-TIME FRANCHISE RECORDS

SEASON-BY-SEASON RECORD

	GP	W	L	T	OTL		GP	W	L	T	OTL
1993-94	5	4	1	0	-	2006-07	4	1	3	0	0
1994-95	4	3	1	0	-	2007-08	4	1	3	0	0
1995-96	4	3	0	1	-	2008-09	4	3	1	0	0
1996-97	4	0	3	1	-	2009-10	4	1	3	0	0
1997-98	4	2	2	0	-	2010-11	4	2	2	0	0
1998-99	4	1	3	0	-	2011-12	4	3	1	0	0
1999-2000	5	1	3	1	0	2012-13	3	0	2	0	1
2000-01	4	2	2	0	0	2013-14	3	2	0	0	1
2001-02	4	2	1	1	0	2014-15	3	2	1	0	0
2002-03	4	0	4	0	0	2015-16	3	2	0	0	1
2003-04	4	1	2	1	0	2016-17	3	1	2	0	0
2004-05	-	SEASON CANCELED	-	-	-	2017-18	3	1	2	0	0
2005-06	4	0	4	0	0	2018-19	3	2	1	0	0
						TOTALS	95	40	47	5	3

HOME/AWAY SPLITS

LIFETIME	GP	W	L	T	OTL	GF	GA	PTS
Home	49	23	21	2	3	125	112	51
Road	46	17	26	3	0	102	129	37
TOTALS	95	40	47	5	3	227	241	88

THE LAST TIME THE BLACKHAWKS...

Last Win: Feb. 27, 2019 (4-3 at Anaheim)
 Last Home Win: Oct. 23, 2018 (7-3)
 Last Road Win: Feb. 27, 2019 (4-3)
 Last Loss: Dec. 5, 2018 (4-2 at Anaheim)
 Last Home Loss: Feb. 15, 2018 (3-2)
 Last Road Loss: Dec. 5, 2018 (4-2)
 Last Tie: Oct. 26, 2003 (1-1 at Anaheim)
 Last Shutout Win: Oct. 26, 2015 (1-0 OT in Chicago)
 Last Shutout Loss: April 6, 2017 (4-0 at Anaheim)

2018-19 REGULAR-SEASON SERIES RECAP

2018-19 Blackhawks record: 1-0-0 at United Center; 1-1-0 at Anaheim

DATE	TEAM	SCORING BY PERIOD					SHOTS BY PERIOD					PP	PIM	GWG	GOALIE (SAVES-SHOTS)	ATTN.
		1	2	3	OT	F	1	2	3	OT	TOT					
11/27	ANA	0	1	0	-	1	6	11	8	-	25	0-4 (0.0)	5-10		Gibson (35-37)	20,900
	CHI	1	0	2	-	3	16	12	10	-	38	1-4 (25.0)	5-10	P. Kane	Crawford (24-25)	
02/05	CHI	0	2	0	-	2	8	10	9	-	27	0-3 (0.0)	2-7		Crawford (28-31)	15,696
	ANA	2	0	2	-	4	12	14	6	-	32	0-1 (20.0)	4-11	O. Kase	Gibson (25-27)	
03/04	CHI	0	2	2	-	4	13	10	12	-	35	1-4 (25.0)	1-2	P. Kane	Crawford (29-32)	16,689
	ANA	0	2	1	-	3	8	15	9	-	32	0-1 (0.0)	4-19		Miller (31-35)	
TOTALS		SCORING BY PERIOD					SHOTS BY PERIOD					PP	PIM		GOALIE (SAVES-SHOTS)	
	TEAM	1	2	3	OT	TOT	1	2	3	OT	TOT				Gibson (60-64), Miller (31-35)	
	ANA	2	3	3	-	8	26	40	23	-	89	0-6 (0.0)	13-40		Crawford (81-88)	
	CHI	1	4	4	-	9	37	32	31	-	100	2-11 (18.2)	8-19			

2018-19 REGULAR-SEASON STATISTICS

BLACKHAWKS	GP	G	A	PTS	+/-	PIM	DUCKS	GP	G	A	PTS	+/-	PIM
Alex DeBrincat	3	3	1	4	-2	2	Adam Henrique	3	0	1	1	-2	0
Alexandre Fortin	2	0	0	0	-1	0	Andrew Cogliano	2	0	0	0	0	0
Artem Anisimov	3	1	0	1	1	0	Ben Street	1	0	0	0	-1	0
Brandon Manning	2	0	0	0	-3	0	Brandon Montour	2	1	0	1	2	0
Brandon Saad	3	2	2	4	4	0	Brendan Guhle	1	0	0	0	0	0
Brendan Perlini	1	0	0	0	-1	0	Cam Fowler	2	0	0	0	-2	2
Brent Seabrook	3	0	1	1	-2	0	Carter Rowney	2	1	1	2	0	0
Carl Dahlstrom	1	0	0	0	0	0	Corey Perry	1	0	0	0	-1	0
Chris Kunitz	2	0	0	0	0	0	Daniel Sprong	2	1	0	1	1	2
Connor Murphy	1	0	0	0	1	2	Derek Grant	1	0	1	1	0	0
David Kampf	1	0	0	0	-1	0	Devin Shore	1	1	0	1	-1	0
Dominik Kahun	3	0	1	1	0	0	Hampus Lindholm	3	0	2	2	2	4
Drake Gaggliola	1	0	0	0	0	0	Isac Lundestrom	1	0	0	0	0	2
Duncan Keith	3	0	2	2	3	2	Jacob Larsson	1	0	0	0	0	2
Dylan Sikura	1	0	0	0	0	0	Jake Dotchin	1	0	0	0	0	5
Dylan Strome	2	0	1	1	-2	0	Jakob Silfverberg	2	1	0	1	-1	0
Erik Gustafsson	3	1	3	4	-1	0	Jaycob Megna	1	0	0	0	0	0
Gustav Forsling	1	0	0	0	1	0	Josh Mahura	1	0	0	0	0	0
Henri Jokiharju	2	0	0	0	0	0	Josh Manson	3	0	1	1	2	4
Jan Rutta	1	0	0	0	0	0	Kiefer Sherwood	2	0	1	1	0	0
John Hayden	3	0	0	0	0	5	Korbinian Holzer	1	0	0	0	0	0
Jonathan Toews	3	0	3	3	0	0	Luke Schenn	1	0	0	0	0	0
Luke Johnson	1	0	0	0	0	2	Marcus Pettersson	1	0	0	0	0	2
Marcus Kruger	3	0	0	0	-1	4	Max Comtois	1	0	0	0	0	0
Nick Schmaltz	1	0	0	0	0	2	Max Jones	1	0	0	0	-1	0
Patrick Kane	3	2	1	3	-3	0	Nick Ritchie	3	0	1	1	2	0
Slater Koekoek	1	0	0	0	0	0	Ondrej Kase	1	1	0	1	0	0
							Pontus Aberg	2	0	1	1	0	0
							Rickard Rakell	3	1	0	1	0	15
							Ryan Getzlaf	2	0	0	0	3	0
							Ryan Kesler	3	0	1	1	0	0
							Sam Steel	1	0	0	0	-1	0
							Troy Terry	1	1	0	1	0	0

GOALTENDER	GP	MIN	GA	SA	SV	AVG	W-L-OTL	GOALTENDER	GP	MIN	GA	SA	SV	AVG	W-L-OTL
Corey Crawford	3	179	7	88	81	2.34	2-1-0	John Gibson	2	118.4	4	64	60	2.03	1-1-0
								Ryan Miller	1	59.4	4	35	31	4.04	0-1-0

LEADERSHIP	PLAYERS	2018-19	OPPONENTS	TRADITION	RECORDS	PLAYOFFS	HISTORY	MINORS	MEDIA
------------	---------	---------	-----------	-----------	---------	----------	---------	--------	-------

ARIZONA COYOTES



RICK TOCCHET



OLIVER EKMAN-LARSSON



CLUB INFORMATION

Founded: 1979-80 (Winnipeg), 1996-97 (Phoenix), Arizona (2014-15)
 Home Arena: Gila River Arena (17,125)
 Front Office Address: 9400 W. Maryland Ave., Glendale, AZ 85305
 Phone: 623-772-3200
 Fax: 623-872-2000
 Website: nhl.com/coyotes
 Stanley Cups: none
 President of Hockey Operations/General Manager: John Chayka
 Head Coach: Rick Tocchet
 Assistant Coaches: Phil Housley, John MacLean
 Goaltending Coach: Corey Schwab
 Executive Vice President, Communications and Broadcasting: Rich Naim
 Director, Media Relations: Greg Dillard
 Coordinator, Media Relations: Jeffrey Sanders
 2018-19 record: 39-35-8 (86 points), 4th Pacific Division
 2019 playoffs: DNG

BROADCAST TEAMS

Television play-by-play: Matt McConnell
 Television color analyst: Tyson Nash
 Radio play-by-play: Bob Heethuis
 Radio color analyst: Paul Bissonnette

2019-20 MEETINGS

Sunday, Dec. 8 in Chicago
 Thursday, Dec. 12 at Arizona
 Saturday, Feb. 1 at Arizona

ALL-TIME FRANCHISE RECORDS INCLUDES TOTALS FROM WINNIPEG JETS (1979-96) & PHOENIX COYOTES (1996-2014)

SEASON-BY-SEASON RECORD

	GP	W	L	T	OTL		GP	W	L	T	OTL
1979-80	4	2	2	0	-	1999-2000	4	2	1	1	0
1980-81	4	3	1	0	-	2000-01	3	1	1	1	0
1981-82	7	2	3	2	-	2001-02	4	2	2	0	0
1982-83	3	2	1	0	-	2002-03	4	2	1	1	0
1983-84	3	1	2	0	-	2003-04	4	0	0	3	1
1984-85	3	1	1	1	-	2004-05	-	SEASON CANCELED	-	-	-
1985-86	3	2	1	0	-	2005-06	4	2	2	0	0
1986-87	3	3	0	0	-	2006-07	4	1	1	0	2
1987-88	3	1	1	1	-	2007-08	4	3	1	0	0
1988-89	3	3	0	0	-	2008-09	4	4	0	0	0
1989-90	3	2	1	0	-	2009-10	4	1	1	0	2
1990-91	3	2	0	1	-	2010-11	4	2	1	0	1
1991-92	3	0	2	1	-	2011-12	4	1	2	0	1
1992-93	3	2	1	0	-	2012-13	3	2	0	0	1
1993-94	6	4	2	0	-	2013-14	3	2	1	0	0
1994-95	5	2	3	0	-	2014-15	3	2	0	0	1
1995-96	5	2	2	1	-	2015-16	3	3	0	0	0
1996-97	5	1	4	0	-	2016-17	3	3	0	0	0
1997-98	6	1	4	1	-	2017-18	3	2	1	0	0
1998-99	4	1	2	1	-	2018-19	3	1	2	0	0
						TOTALS	147	73	50	15	9

HOME/AWAY SPLITS

LIFETIME	GP	W	L	T	OTL	GF	GA	PTS
Home	72	40	16	10	5	258	172	95
Road	75	33	34	5	4	234	230	75
TOTALS	147	73	50	15	9	492	412	170

THE LAST TIME THE BLACKHAWKS...

Last Win: March 11, 2019 (7-1 in Chicago)
 Last Home Win: March 11, 2019 (7-1)
 Last Road Win: Oct. 21, 2017 (4-2)
 Last Loss: March 26, 2019 (1-0 at Arizona)
 Last Home Loss: Oct. 18, 2018 (4-1)
 Last Road Loss: March 26, 2019 (1-0)
 Last Tie: March 21, 2004 (2-2 in Chicago)
 Last Shutout Win: Dec. 6, 2016 (4-0 in Chicago)
 Last Shutout Loss: Feb. 7, 2014 (2-0 at Arizona)

2018-19 REGULAR-SEASON SERIES RECAP

2018-19 Blackhawks record: 1-1-0 at United Center; 0-1-0 at Arizona

DATE	TEAM	SCORING BY PERIOD					SHOTS BY PERIOD					PP	PIM	GWG	GOALIE (SAVES-SHOTS)	ATTN.		
		1	2	3	OT	F	1	2	3	OT	TOT							
10/18	ARI	1	1	2	-	4	12	10	9	-	31	0-0 (0.0)	3-6	V. Hinostroza	Raanta (33-34)	21,210		
	CHI	0	1	0	-	1	13	9	12	-	34	0-2 (0.0)	1-2		Crawford (27-30)			
03/11	ARI	1	0	0	-	1	6	9	10	-	25	0-2 (0.0)	1-2	B. Saad	Kuemper (12-16), Pickard (15-18)	21,574		
	CHI	2	4	1	-	7	11	16	7	-	34	0-1 (0.0)	2-4		Crawford (24-25)			
03/26	CHI	0	0	0	-	0	12	5	14	-	31	0-1 (0.0)	2-4	B. Cousins	Crawford (28-29)	15,055		
	ARI	0	0	1	-	1	10	7	12	-	29	1-2 (50.0)	1-2		Kuemper (31-31)			
TOTALS		SCORING BY PERIOD					SHOTS BY PERIOD					PP	PIM	GOALIE (SAVES-SHOTS)				
	TEAM	1	2	3	OT	TOT	1	2	3	OT	TOT							
	ARI	2	1	3	-	6	28	26	31	-	85			1-4 (25.0)	5-10	Raanta (33-34), Kuemper (43-47), Pickard (15-18)		
	CHI	2	5	1	-	8	36	30	33	-	99			0-4 (0.0)	5-10	Crawford (79-84)		

2018-19 REGULAR-SEASON STATISTICS

BLACKHAWKS	GP	G	A	PTS	+/-	PIM	COYOTES	GP	G	A	PTS	+/-	PIM
Alex DeBrincat	3	0	3	3	1	0	Alex Galchenyuk	2	0	0	0	-2	0
Alexandre Fortin	1	0	0	0	0	0	Alex Goligoski	3	0	0	0	-4	0
Artem Anisimov	3	0	1	1	-2	0	Brad Richardson	3	0	0	0	0	0
Brandon Manning	1	0	0	0	-2	0	Brendan Perlini	1	0	0	0	0	0
Brandon Saad	3	1	0	1	0	0	Christian Dvorak	2	0	1	1	0	0
Brendan Perlini	2	3	0	3	3	0	Christian Fischer	3	0	0	0	-2	0
Brent Seabrook	3	0	1	1	0	2	Clayton Keller	3	1	1	2	0	4
Carl Dahlstrom	1	0	0	0	4	0	Derek Stepan	2	0	0	0	3	0
Chris Kunitz	3	1	0	1	-1	0	Dylan Strome	1	0	0	0	0	0
Connor Murphy	2	0	1	1	2	0	Jakob Chytrun	2	0	0	0	-3	2
David Kampf	3	0	1	1	1	0	Jason Demers	3	0	1	1	3	0
Dominik Kahn	3	0	2	2	1	0	Jordan Oesterle	3	0	1	1	0	0
Duncan Keith	3	0	0	0	-1	2	Josh Archibald	3	0	0	0	-2	0
Dylan Sikura	2	0	0	0	0	0	Kevin Connauton	1	0	1	1	1	2
Dylan Strome	2	0	1	1	3	0	Lawson Crouse	3	1	0	1	0	0
Erik Gustafsson	3	1	1	2	2	2	Mario Kempe	1	0	0	0	-1	0
Gustav Forsling	2	0	0	0	1	2	Michael Grabner	3	0	0	0	0	0
Henri Jokiharju	1	0	0	0	-1	0	Nick Cousins	3	1	1	2	-1	0
Jan Rutta	1	0	0	0	-1	0	Niklas Hjalmarsson	3	0	0	0	-1	0
John Hayden	1	0	0	0	-2	2	Oliver Ekman-Larsson	3	0	2	2	0	2
Jonathan Toews	3	1	2	3	0	0	Richard Panik	3	1	0	1	-1	0
Marcus Kruger	3	0	1	1	1	0	Vinnie Hinostroza	3	2	0	2	1	0
Nick Schmaltz	1	0	0	0	0	0							
Patrick Kane	3	1	0	1	0	0							
Slater Koekoek	1	0	0	0	0	0							

GOALTENDER	GP	MIN	GA	SA	SV	AVG	W-L-OTL
Corey Crawford	3	176	5	84	79	1.7	1-2-0

GOALTENDER	GP	MIN	GA	SA	SV	AVG	W-L-OTL
Antti Raanta	1	60	1	34	33	1	1-0-0
Calvin Pickard	1	33.6	3	18	15	5.36	0-0-0
Darcy Kuemper	2	86.4	4	47	43	2.78	1-1-0

LEADERSHIP

PLAYERS

2018-19

OPPONENTS

TRADITION

RECORDS

PLAYOFFS

HISTORY

MINORS

MEDIA

BOSTON BRUINS



BRUCE CASSIDY



ZDENO CHARA



CLUB INFORMATION

Founded:1924-25
 Home Arena:TD Garden (17,565)
 Front Office Address:100 Legends Way, Boston, MA 02114
 Phone:617-624-2327
 Website:nhl.com/b Bruins
 Stanley Cups:1929, '39, '41, '70, '72, 2011
 President:Cam Neely
 General Manager:Don Sweeney
 Head Coach:Bruce Cassidy
 Assistant Coaches:Jay Pandolfo, Joe Sacco, Kevin Dean
 Goaltending Coach:Bob Essensa
 Vice President, Marketing and Communications:Matthew Chmura
 Director, Communications and Content:Brandon McNeil
 Director, Publications/Information:Heidi Holland
 2018-19 record:49-24-9 (107 points), 2nd Atlantic Division
 2019 playoffs:Stanley Cup Finals (det. by St. Louis 4-3)

BROADCAST TEAMS

Television play-by-play:Jack Edwards
 Television color analyst:Andy Brickley
 Radio play-by-play:Judd Sirot
 Radio color analyst:Bob Beers

2019-20 MEETINGS

Thursday, Dec. 5at Boston
 Wednesday, Feb. 5in Chicago

ALL-TIME FRANCHISE RECORDS

SEASON-BY-SEASON RECORD

	GP	W	L	T	OTL		GP	W	L	T	OTL
1926-27	6	2	3	1	-	1960-61	14	6	4	4	-
1927-28	6	0	4	2	-	1961-62	14	10	2	2	-
1928-29	6	1	4	1	-	1962-63	14	10	2	2	-
1929-30	6	3	3	0	-	1963-64	14	9	3	2	-
1930-31	6	4	2	0	-	1964-65	14	8	6	0	-
1931-32	8	4	2	2	-	1965-66	14	8	4	2	-
1932-33	6	2	3	1	-	1966-67	14	11	2	1	-
1933-34	6	2	3	1	-	1967-68	10	3	5	2	-
1934-35	6	4	1	1	-	1968-69	8	2	5	1	-
1935-36	8	4	3	1	-	1969-70	8	3	3	2	-
1936-37	8	2	5	1	-	1970-71	6	3	2	1	-
1937-38	8	2	6	0	-	1971-72	6	1	4	1	-
1938-39	8	0	8	0	-	1972-73	5	3	2	0	-
1939-40	8	1	6	1	-	1973-74	5	2	0	3	-
1940-41	8	2	4	2	-	1974-75	4	2	2	0	-
1941-42	8	3	3	2	-	1975-76	4	0	3	1	-
1942-43	10	4	3	3	-	1976-77	4	0	4	0	-
1943-44	10	5	5	0	-	1977-78	4	1	3	0	-
1944-45	10	3	7	0	-	1978-79	5	1	3	1	-
1945-46	10	6	4	0	-	1979-80	4	2	2	0	-
1946-47	12	5	6	1	-	1980-81	4	1	3	0	-
1947-48	12	7	3	2	-	1981-82	3	2	1	0	-
1948-49	12	5	6	1	-	1982-83	3	0	3	0	-
1949-50	14	7	5	2	-	1983-84	3	2	1	0	-
1950-51	14	4	9	1	-	1984-85	3	3	0	0	-
1951-52	14	3	9	2	-	1985-86	3	2	1	0	-
1952-53	14	5	4	5	-	1986-87	3	1	1	1	-
1953-54	14	1	11	2	-	1987-88	3	0	3	0	-
1954-55	14	4	7	3	-	1988-89	3	0	3	0	-
1955-56	14	8	3	3	-	1989-90	3	0	3	0	-
1956-57	14	5	8	1	-	1990-91	3	1	2	0	-
1957-58	14	3	7	4	-	1991-92	3	2	1	0	-
1958-59	14	7	6	1	-	1992-93	2	2	0	0	-
1959-60	14	6	5	3	-	1993-94	2	1	1	0	-

	GP	W	L	T	OTL		GP	W	L	T	OTL
1994-95	-	DID NOT PLAY	-	-	-	2007-08	1	0	1	0	0
1995-96	2	2	0	0	-	2008-09	2	0	1	0	1
1996-97	2	1	0	1	-	2009-10	2	2	0	0	0
1997-98	2	2	0	0	-	2010-11	1	0	1	0	0
1998-99	2	0	1	1	-	2011-12	1	0	0	0	1
1999-2000	2	2	0	0	0	2012-13	-	DID NOT PLAY	-	-	-
2000-01	1	0	1	0	0	2013-14	2	1	1	0	0
2001-02	2	0	1	1	0	2014-15	2	1	1	0	0
2002-03	2	2	0	0	0	2015-16	2	1	1	0	0
2003-04	1	1	0	0	0	2016-17	2	1	1	0	0
2004-05	-	SEASON CANCELED	-	-	-	2017-18	2	1	1	0	0
2005-06	-	DID NOT PLAY	-	-	-	2018-19	2	0	2	0	0
2006-07	1	0	1	0	0	TOTALS	590	243	266	79	2

HOME/AWAY SPLITS

LIFETIME	GP	W	L	T	OTL	GF	GA	PTS
Home	296	151	98	45	2	953	799	349
Road	294	92	168	34	0	830	1,058	218
TOTALS	590	243	266	79	2	1,783	1,857	567

THE LAST TIME THE BLACKHAWKS...

Last Win:March 11, 2018 (3-1 in Chicago)
 Last Home Win:March 11, 2018 (3-1)
 Last Road Win:Jan. 20, 2017 (1-0)
 Last Loss:Feb. 12, 2019 (6-3 at Boston)
 Last Home Loss:Jan. 1, 2019 (4-2 at Notre Dame Stadium)
 Last Road Loss:Feb. 12, 2019 (6-3)
 Last Tie:Oct. 28, 2001 (3-3 in Chicago)
 Last Shutout Win:Jan. 20, 2017 (1-0 at Boston)
 Last Shutout Loss:March 27, 2014 (5-0 at Boston)

2018-19 REGULAR-SEASON SERIES RECAP

2018-19 Blackhawks record: 0-1-0 at Notre Dame Stadium (NHL Winter Classic); 0-1-0 at Boston

DATE	TEAM	SCORING BY PERIOD				SHOTS BY PERIOD				PP	PIM	GWG	GOALIE (SAVES-SHOTS)	ATTN.
		1	2	3	OT	F	1	2	3	OT	TOT			
01/01	BOS	1	1	2	-	4	14	10	12	-	36	2-5 (40.0)	4-8	S. Kuraly
	CHI	1	1	0	-	2	12	16	10	-	38	0-4 (0.0)	5-10	
02/12	CHI	1	1	1	-	3	7	6	13	-	26	0-3 (0.0)	6-12	
	BOS	3	1	2	-	6	14	14	9	-	37	2-5 (40.0)	4-8	J. DeBrusk
TOTALS														
TEAM		SCORING BY PERIOD				TOT	SHOTS BY PERIOD				TOT	PP	PIM	GOALIE (SAVES-SHOTS)
		1	2	3	OT		1	2	3	OT				
BOS		4	2	4	-	10	28	24	21	-	73	4-10 (40.0)	8-16	Rask (36-38)
CHI		2	2	1	-	5	19	22	23	-	64	0-7 (0.0)	11-22	Ward (32-35), Delia (31-37)

2018-19 REGULAR-SEASON STATISTICS

BLACKHAWKS	GP	G	A	PTS	+/-	PIM	BRUINS	GP	G	A	PTS	+/-	PIM
Alex DeBrincat	3	0	3	3	1	0	Brad Marchand	2	2	3	5	4	2
Alexandre Fortin	1	0	0	0	0	0	Brandon Carlo	2	0	0	0	1	2
Andreas Martinsen	1	0	0	0	-1	0	Charlie McAvoy	1	0	0	0	1	0
Artem Anisimov	3	0	1	1	-2	0	Chris Wagner	2	0	1	1	1	0
Brandon Manning	1	0	0	0	-2	0	Colby Cave	1	0	0	0	-1	0
Brandon Saad	3	1	0	1	0	0	Danton Heinen	2	1	2	3	2	0
Brendan Perlini	2	3	0	3	3	0	David Backes	1	0	0	0	0	0
Brent Seabrook	3	0	1	1	0	2	David Krejci	2	2	2	4	-1	0
Carl Dahlstrom	1	0	0	0	4	0	David Pastmak	1	1	1	2	0	0
Chris Kunitz	3	1	0	1	-1	0	Jake DeBrusk	2	1	2	3	-1	0
Connor Murphy	2	0	1	1	2	0	Jakob Forsbacka Karlsson	1	0	0	0	-1	0
David Kampf	3	0	1	1	1	0	Joakim Nordstrom	2	0	0	0	0	0
Dominik Kahun	3	0	2	2	1	0	John Moore	2	0	0	0	-4	0
Duncan Keith	3	0	0	0	-1	2	Kevan Miller	2	0	0	0	0	0
Dylan Sikura	2	0	0	0	0	0	Matt Grzelczyk	1	0	1	1	1	4
Dylan Strome	2	0	1	1	3	0	Noel Acciari	2	0	0	0	-1	2
Erik Gustafsson	3	1	1	2	2	2	Patrice Bergeron	2	1	3	4	4	0
Gustav Forsling	2	0	0	0	1	2	Peter Cehlanik	1	1	0	1	-2	0
Henri Jokiharju	1	0	0	0	-1	0	Sean Kuraly	2	1	0	1	1	4
Jan Rutta	1	0	0	0	-1	0	Torey Krug	2	0	2	2	0	0
John Hayden	1	0	0	0	-2	2	Trent Frederic	1	0	0	0	0	0
Jonathan Toews	3	1	2	3	0	0	Zdeno Chara	2	0	1	1	2	2
Marcus Kruger	3	0	1	1	1	0							
Nick Schmaltz	1	0	0	0	0	0							
Patrick Kane	3	1	0	1	0	0							
Slater Koekoek	1	0	0	0	0	0							

BUFFALO SABRES



RALPH KRUEGER



JACK EICHEL



CLUB INFORMATION

Founded: 1970-71
 Home Arena: First Niagara Center (19,070)
 Front Office Address: One Seymour H. Knox III Plaza, Buffalo, NY 14203
 Phone: 716-855-4100
 Fax: 716-855-4122
 Website: nhl.com/sabres
 Stanley Cups: none
 General Manager: Jason Botterill
 Head Coach: Ralph Krueger
 Associate Coach: Davis Payne
 Assistant Coaches: Mike Bales, Don Granato, Steve Smith
 Goaltending Coach: Seamus Kotyk
 Vice President, Media Relations: Chris Bandura
 Manager, Media Relations: Ian Ott
 Coordinator, Media Relations: Chris Dierken
 2018-19 record: 33-39-10 (76 points), 6th Atlantic Division
 2019 playoffs: DND

BROADCAST TEAMS

Television/radio play-by-play: Dan Dunleavy
 Television/radio play-by-play: Rick Jeanneret
 Television/radio color analyst: Rob Ray

2019-20 MEETINGS

Sunday, Nov. 17 in Chicago
 Saturday, March 21 at Buffalo

ALL-TIME FRANCHISE RECORDS

SEASON-BY-SEASON RECORD

	GP	W	L	T	OTL		GP	W	L	T	OTL
1970-71	6	5	0	1	-	1995-96	2	2	0	0	-
1971-72	6	3	2	1	-	1996-97	2	1	1	0	-
1972-73	5	3	2	0	-	1997-98	2	2	0	0	-
1973-74	5	0	2	3	-	1998-99	2	1	1	0	-
1974-75	4	1	3	0	-	1999-2000	2	0	1	0	1
1975-76	4	0	2	2	-	2000-01	2	0	2	0	0
1976-77	4	1	3	0	-	2001-02	1	1	0	0	0
1977-78	4	1	2	1	-	2002-03	2	1	0	1	0
1978-79	5	2	2	1	-	2003-04	1	0	1	0	0
1979-80	4	1	1	2	-	2004-05	-	SEASON CANCELED	-	-	-
1980-81	4	2	2	0	-	2005-06	-	DID NOT PLAY	-	-	-
1981-82	3	1	2	0	-	2006-07	1	0	1	0	0
1982-83	3	1	1	1	-	2007-08	1	0	1	0	0
1983-84	3	2	1	0	-	2008-09	1	1	0	0	0
1984-85	3	0	3	0	-	2009-10	1	0	1	0	0
1985-86	3	2	1	0	-	2010-11	2	2	0	0	0
1986-87	3	1	2	0	-	2011-12	1	1	0	0	0
1987-88	3	1	2	0	-	2012-13	-	DID NOT PLAY	-	-	-
1988-89	3	1	2	0	-	2013-14	2	2	0	0	0
1989-90	3	2	1	0	-	2014-15	2	2	0	0	0
1990-91	3	1	2	0	-	2015-16	2	2	0	0	0
1991-92	3	1	2	0	-	2016-17	2	2	0	0	0
1992-93	2	0	2	0	-	2017-18	2	1	1	0	0
1993-94	2	1	1	0	-	2018-19	2	2	0	0	0
1994-95	-	DID NOT PLAY	-	-	-	TOTALS	123	56	53	13	1

HOME/AWAY SPLITS

LIFETIME	GP	W	L	T	OTL	GF	GA	PTS
Home	61	36	18	6	1	201	160	79
Road	62	20	35	7	0	167	222	47
TOTALS	123	56	53	13	1	357	382	126

THE LAST TIME THE BLACKHAWKS...

Last Win: March 7, 2019 (5-4 SO in Chicago)
 Last Home Win: March 7, 2019 (5-4 SO)
 Last Road Win: Feb. 1, 2019 (7-3)
 Last Loss: March 17, 2018 (5-3 at Buffalo)
 Last Home Loss: Jan. 10, 2007 (2-1)
 Last Road Loss: March 17, 2018 (5-3)
 Last Tie: Dec. 13, 2002 (1-1 at Buffalo)
 Last Shutout Win: Oct. 13, 2002 (3-0 in Chicago)
 Last Shutout Loss: Nov. 22, 1991 (2-0 at Buffalo)

2018-19 REGULAR-SEASON SERIES RECAP

2018-19 Blackhawks record: 1-0-0 at United Center; 1-0-0 at Buffalo

DATE	TEAM	SCORING BY PERIOD				SHOTS BY PERIOD				TOT	PP	PIM	GWG	GOALIE (SAVES-SHOTS)	ATTN.
		1	2	3	OT	F	1	2	3	OT					
02/01	CHI	1	3	3	-	7	7	15	8	-	30	0-2 (0.0)	4-8	B. Saad	Ward (40-43)
	BUF	0	1	2	-	3	14	12	17	-	43	1-3 (33.3)	3-6		Hutton (18-22), Ullmark (5-7)
03/07	BUF	0	3	1	0	4	14	12	8	5	39	0-2 (0.0)	5-10		Hutton (41-45)
	CHI	2	0	2	0	5	16	12	10	7	45	0-5 (0.0)	2-4	P. Kane (30)	Crawford (35-39)
TOTALS															
TEAM	SCORING BY PERIOD				TOT	SHOTS BY PERIOD				TOT	PP	PIM	GOALIE (SAVES-SHOTS)		
	1	2	3	OT		1	2	3	OT						
BUF	0	4	3	0	7	28	24	25	5	82	1-5 (20.0)	8-16	Hutton (59-67), Ullmark (5-7)		
CHI	3	3	5	0	11	23	27	18	7	75	0-7 (0.0)	6-12	Ward (40-43), Crawford (35-39)		

2018-19 REGULAR-SEASON STATISTICS

BLACKHAWKS							SABRES						
	GP	G	A	PTS	+/-	PIM		GP	G	A	PTS	+/-	PIM
Alex DeBrincat	2	0	1	1	-1	0	Brandon Montour	1	1	1	2	1	4
Artem Anisimov	2	2	0	2	2	2	Casey Mittelstadt	2	0	1	1	-2	2
Brandon Davidson	0	0	0	0	0	0	Casey Nelson	1	0	0	0	-1	2
Brandon Saad	2	2	0	2	3	0	Conor Sheary	2	0	2	2	-1	0
Brendan Perlini	1	1	0	1	0	0	Evan Rodrigues	2	0	2	2	0	0
Brent Seabrook	2	0	1	1	2	0	Jack Eichel	2	1	0	1	-1	0
Carl Dahlstrom	2	0	0	0	4	0	Jake McCabe	1	0	0	0	0	0
Chris Kunitz	2	0	0	0	0	0	Jason Pominville	2	1	0	1	0	0
Connor Murphy	2	1	0	1	4	2	Jeff Skinner	2	0	2	2	-3	0
David Kampf	2	0	1	1	2	2	Kyle Okposo	2	2	0	2	-1	0
Dominik Kahun	2	0	1	1	2	0	Lawrence Pilut	1	0	0	0	0	2
Drake Gaggiula	1	1	2	3	1	0	Marco Scandella	2	0	0	0	-3	0
Duncan Keith	2	2	0	2	2	0	Rasmus Dahlin	2	0	0	0	-4	0
Dylan Strome	2	0	0	0	-2	0	Rasmus Ristolainen	2	0	1	1	-3	4
Erik Gustafsson	2	0	1	1	-1	2	Remi Elie	1	0	0	0	0	0
Gustav Forsling	1	0	1	1	-1	0	Sam Reinhart	2	0	0	0	-3	0
John Hayden	2	0	0	0	-1	0	Scott Wilson	1	0	1	1	-1	0
Jonathan Toews	2	0	3	3	2	4	Tage Thompson	2	0	1	1	0	2
Marcus Kruger	2	0	1	1	2	0	Vladimir Sobotka	2	1	0	1	-1	0
Patrick Kane	2	2	4	6	4	0	Zach Bogosian	2	1	2	3	-2	0
Slater Koekkoek	1	0	1	1	1	0	Zemgus Girgensons	2	0	0	0	-1	0

GOALTENDER							GOALTENDER						
	GP	MIN	GA	SA	SV	AVG		GP	MIN	GA	SA	SV	AVG
Cam Ward	1	60	3	43	40	3	Carter Hutton	2	104.8	8	67	59	4.58
Corey Crawford	1	65	4	39	35	3.72	Linus Ullmark	1	19.4	2	7	5	6.2

LEADERSHIP	
PLAYERS	
2018-19	
OPPONENTS	
TRADITION	
RECORDS	
PLAYOFFS	
HISTORY	
MINORS	
MEDIA	

CALGARY FLAMES



BILL PETERS



MARK GIORDANO



CLUB INFORMATION

Founded:1972-73 (Atlanta), 1980-81 (Calgary)
 Home Arena:Scotiabank Saddledome (19,289)
 Front Office Address:P.O. Box 1540, Station M, Calgary, AB T2P 3B9
 Phone:403-777-2177
 Fax:403-777-2171
 Website:nhl.com/flames
 Stanley Cups:1989
 Vice Chairman CSEC/Chief Executive Officer:Ken King
 General Manager:Brad Treliving
 Head Coach:Bill Peters
 Associate Coach:Geoff Ward
 Assistant Coach:Ryan Huska, Martin Gelas
 Goaltending Coach:Jordan Sigale
 Vice President, Communications:Peter Hanlon
 Director, Communications and Media Relations:Sean Kelso
 Communications Assistant:Dalton Ulrich
 2018-19 record:50-25-7 (107 points), 1st Pacific Division
 2019 playoffs:Western Conference First Round (def. by Colorado 4-1)

BROADCAST TEAMS

Television play-by-play:Rick Ball
 Television color analyst:Kelly Hrudey
 Television color analyst:Cassie Campbell-Pascall
 Radio play-by-play:Derek Wills
 Radio color analyst:Peter Loubardias

2019-20 MEETINGS

Tuesday, Dec. 31at Calgary
 Tuesday, Jan. 7in Chicago
 Saturday, Feb. 15at Calgary

ALL-TIME FRANCHISE RECORDS INCLUDES TOTALS FROM ATLANTA FLAMES (1972-80)

SEASON-BY-SEASON RECORD

	GP	W	L	T	OTL		GP	W	L	T	OTL
1972-73	6	4	2	0	-	1996-97	4	3	1	0	-
1973-74	5	2	1	2	-	1997-98	4	0	1	3	-
1974-75	5	3	2	0	-	1998-99	4	1	2	1	-
1975-76	5	2	2	1	-	1999-2000	4	1	1	1	1
1976-77	5	2	3	0	-	2000-01	4	1	3	0	0
1977-78	5	2	1	2	-	2001-02	4	2	1	1	0
1978-79	5	1	2	2	-	2002-03	4	0	3	1	0
1979-80	4	2	0	2	-	2003-04	4	2	2	0	0
1980-81	4	1	0	3	-	2004-05	-	SEASON CANCELED	-	-	-
1981-82	3	2	0	1	-	2005-06	4	2	2	0	0
1982-83	3	1	2	0	-	2006-07	4	2	2	0	0
1983-84	3	1	2	0	-	2007-08	4	2	2	0	0
1984-85	3	2	1	0	-	2008-09	4	4	0	0	0
1985-86	3	2	1	0	-	2009-10	4	4	0	0	0
1986-87	3	0	3	0	-	2010-11	4	2	2	0	0
1987-88	3	0	2	1	-	2011-12	4	2	2	0	0
1988-89	3	0	3	0	-	2012-13	3	3	0	0	0
1989-90	3	0	2	1	-	2013-14	3	1	0	0	2
1990-91	3	1	2	0	-	2014-15	3	2	0	0	1
1991-92	3	1	1	1	-	2015-16	3	2	0	0	1
1992-93	3	3	0	0	-	2016-17	3	2	0	0	1
1993-94	4	4	0	0	-	2017-18	3	0	1	0	2
1994-95	4	1	2	1	-	2018-19	3	0	3	0	0
1995-96	4	0	2	2	-	TOTALS	173	75	64	26	8

HOME/AWAY SPLITS

LIFETIME	GP	W	L	T	OTL	GF	GA	PTS
Home	86	41	29	13	3	273	229	98
Road	87	34	35	13	5	254	263	86
TOTALS	173	75	64	26	8	527	492	184

THE LAST TIME THE BLACKHAWKS...

Last Win:Nov. 18, 2016 (3-2 at Calgary)
 Last Home Win:Nov. 1, 2016 (5-1)
 Last Road Win:Nov. 18, 2016 (3-2)
 Last Loss:Jan. 7, 2019 (4-3 in Chicago)
 Last Home Loss:Jan. 7, 2019 (4-3)
 Last Road Loss:Feb. 3, 2018 (4-3 OT)
 Last Tie:Feb. 6, 2003 (2-2 at Calgary)
 Last Shutout Win:March 26, 2013 (2-0 in Chicago)
 Last Shutout Loss:March 7, 2003 (2-0 in Chicago)

2018-19 REGULAR-SEASON SERIES RECAP

2018-19 Blackhawks record: 0-2-0 at United Center; 0-1-0 at Calgary

DATE	TEAM	SCORING BY PERIOD					SHOTS BY PERIOD					PP	PIM	GWG	GOALIE (SAVES-SHOTS)	ATTN.	
		1	2	3	OT	F	1	2	3	OT	TOT						
11/03	CHI	2	1	0	-	3	5	6	4	-	15	1-4 (25.0)	3-17			Crawford (36-40)	
	CGY	1	1	3	-	5	9	12	20	-	41	1-3 (33.3)	4-8	M. Frolik		Rittich (12-15)	18,143
12/02	CGY	1	2	0	-	3	18	11	12	-	41	2-6 (33.3)	6-15			Smith (22-24)	
	CHI	1	1	0	-	2	6	10	8	-	24	1-4 (25.0)	7-28	D. Ryan		Crawford (38-41)	21,074
01/07	CGY	1	1	2	-	4	16	9	18	-	43	1-4 (25.0)	3-6	J. Hathaway		Rittich (32-35)	
	CHI	1	1	1	-	3	12	12	11	-	35	1-3 (33.3)	4-8			Delia (39-42)	21,036
TOTALS																	
	TEAM	1	2	3	OT	TOT	1	2	3	OT	TOT	PP	PIM			GOALIE (SAVES-SHOTS)	
	CGY	3	4	5	-	12	43	32	50	-	125	4-13 (30.8)	13-29			Rittich (44-50), Smith (22-24)	
	CHI	4	3	1	-	8	23	28	23	-	74	3-11 (27.3)	14-53			Crawford (74-81), Delia (39-42)	

2018-19 REGULAR-SEASON STATISTICS

BLACKHAWKS	GP	G	A	PTS	+/-	PIM	FLAMES	GP	G	A	PTS	+/-	PIM		
Alex DeBrincat	3	1	2	3	0	0	Andrew Mangiapane	1	0	0	0	0	0		
Alexandre Fortin	2	0	1	1	0	0	Austin Czarnik	1	0	0	0	0	0		
Andreas Martinsen	1	0	1	1	-1	2	Derek Ryan	3	1	0	1	1	0		
Artem Anisimov	3	0	2	2	-3	0	Dillon Dube	1	0	0	0	0	0		
Brandon Davidson	1	0	0	0	1	0	Elias Lindholm	3	1	6	7	4	0		
Brandon Manning	2	0	0	0	-2	7	Garnet Hathaway	3	1	0	1	0	5		
Brandon Saad	3	2	0	2	-2	0	James Neal	3	0	1	1	0	2		
Brendan Perlini	2	0	0	0	0	0	Johnny Gaudreau	3	2	4	6	2	0		
Brent Seabrook	3	0	1	1	-1	0	Juuso Valimäki	1	0	0	0	0	0		
Carl Dahlstrom	1	0	0	0	0	0	Mark Giordano	3	0	1	1	1	2		
Chris Kunitz	3	0	0	0	-1	17	Mark Jankowski	3	0	0	0	0	0		
Connor Murphy	1	0	0	0	1	0	Matthew Tkachuk	3	1	1	2	-2	2		
David Kampf	3	0	0	0	0	0	Michael Frolik	2	1	0	1	1	2		
Dominik Kahun	3	0	0	0	-1	0	Mikael Backlund	3	1	1	2	-1	2		
Drake Gaggiula	1	0	0	0	-1	0	Noah Hanifin	3	0	2	2	1	2		
Duncan Keith	3	0	1	1	-1	15	Oliver Kyllington	2	0	0	0	0	0		
Dylan Sikura	0	0	0	0	0	0	Rasmus Andersson	3	0	0	0	0	2		
Dylan Strome	2	1	0	1	-1	6	Ryan Lomberg	1	0	0	0	0	0		
Erik Gustafsson	2	0	2	2	-1	2	Sam Bennett	3	0	1	1	-1	4		
Gustav Forsling	1	0	0	0	0	2	Sean Monahan	3	4	2	6	3	0		
Henri Jokiharju	2	0	1	1	-2	0	TJ Brodie	3	0	0	0	4	2		
Jan Rutta	2	1	0	1	1	2	Travis Hamonic	3	0	1	1	0	2		
Jonathan Toews	3	2	0	2	0	0									
Marcus Kruger	3	0	0	0	0	0									
Nick Schmaltz	1	0	0	0	-1	0									
Patrick Kane	3	1	2	3	-2	0									
GOALTENDER	GP	MIN	GA	SA	SV	AVG	W-L-OTL	GOALTENDER	GP	MIN	GA	SA	SV	AVG	W-L-OTL
Corey Crawford	2	117	7	81	74	3.6	0-2-0	David Rittich	2	119.9	6	50	44	3	2-0-0
Collin Delia	1	59	3	42	39	3.04	0-1-0	Mike Smith	1	59.9	2	24	22	2	1-0-0

LEADERSHIP

PLAYERS

2018-19

OPPONENTS

TRADITION

RECORDS

PLAYOFFS

HISTORY

MINORS

MEDIA

CAROLINA HURRICANES



ROD BRIND'AMOUR



SEBASTIAN AHO



CLUB INFORMATION

Founded: 1972-73 (WHA, Hartford), 1979-80 (NHL), 1997-98 (Carolina)
 Home Arena: PNC Arena (18,680)
 Front Office Address: 1400 Edwards Mill Road, Raleigh, NC 27607
 Phone: 919-467-7825
 Fax: 919-462-7030
 Website: nhl.com/hurricanes
 Stanley Cups: 2006
 President/General Manager: Don Waddell
 Head Coach: Rod Brind'Amour
 Assistant Coaches: Jeff Daniels, Dean Chynoweth
 Goaltending Coach: (VACANT)
 Vice President, Communications/Team Services: Mike Sundheim
 Manager, Communications/Team Services: Pace Sagester
 2018-19 record: 46-29-7 (99 points), 4th Metropolitan Division
 2019 playoffs: Eastern Conference Finals (def. by Boston 4-0)

BROADCAST TEAMS

Television play-by-play: John Forslund
 Television color analyst: Tripp Tracy
 Radio play-by-play: John Forslund

2019-20 MEETINGS

Saturday, Oct. 26 at Carolina
 Tuesday, Nov. 19 in Chicago

ALL-TIME FRANCHISE RECORDS INCLUDES TOTALS FROM HARTFORD WHALERS (1979-97)

SEASON-BY-SEASON RECORD

	GP	W	L	T	OTL		GP	W	L	T	OTL
1979-80	4	1	1	2	-	1999-2000	1	0	1	0	0
1980-81	4	3	0	1	-	2000-01	2	0	2	0	0
1981-82	3	1	1	1	-	2001-02	1	0	0	0	1
1982-83	3	3	0	0	-	2002-03	1	0	0	1	0
1983-84	3	1	2	0	-	2003-04	1	0	1	0	0
1984-85	3	1	2	0	-	2004-05	-	SEASON CANCELED	-	-	-
1985-86	3	2	1	0	-	2005-06	1	0	1	0	0
1986-87	3	2	1	0	-	2006-07	-	DID NOT PLAY	-	-	-
1987-88	3	1	2	0	-	2007-08	1	0	1	0	0
1988-89	3	1	2	0	-	2008-09	1	1	0	0	0
1989-90	3	2	1	0	-	2009-10	1	0	1	0	0
1990-91	3	1	1	1	-	2010-11	1	1	0	0	0
1991-92	3	3	0	0	-	2011-12	1	0	1	0	0
1992-93	2	2	0	0	-	2012-13	-	DID NOT PLAY	-	-	-
1993-94	2	0	2	0	-	2013-14	2	2	0	0	0
1994-95	-	DID NOT PLAY	-	-	-	2014-15	2	2	0	0	0
1995-96	2	1	1	0	-	2015-16	2	0	2	0	0
1996-97	2	1	0	1	-	2016-17	2	1	1	0	0
1997-98	2	1	1	0	-	2017-18	2	1	1	0	0
1998-99	2	1	1	0	-	2018-19	2	0	1	0	1
						TOTALS	77	36	33	7	2

HOME/AWAY SPLITS

LIFETIME	GP	W	L	T	OTL	GF	GA	PTS
Home	38	21	13	3	1	140	104	46
Road	39	15	20	4	1	111	126	35
TOTALS	77	36	33	7	2	251	230	81

THE LAST TIME THE BLACKHAWKS...

Last Win: Nov. 11, 2017 (4-3 OT at Carolina)
 Last Home Win: Jan. 6, 2017 (2-1)
 Last Road Win: Nov. 11, 2017 (4-3 OT)
 Last Loss: Nov. 12, 2018 (3-2 OTL in Chicago)
 Last Home Loss: Nov. 8, 2018 (4-3)
 Last Road Loss: Nov. 12, 2018 (3-2)
 Last Tie: Oct. 26, 2002 (3-3 at Carolina)
 Last Shutout Win: March 28, 1993 (3-0 in Chicago)
 Last Shutout Loss: Jan. 26, 2016 (5-0 at Carolina)

CAROLINA HURRICANES

2018-19 REGULAR-SEASON SERIES RECAP

2018-19 Blackhawks record: 0-1-0 at United Center; 0-0-1 at Carolina

DATE	TEAM	SCORING BY PERIOD					SHOTS BY PERIOD				TOT	PP	PIM	GWG	GOALIE (SAVES-SHOTS)	ATTN.
		1	2	3	OT	F	1	2	3	OT						
11/08	CAR	3	1	0	-	4	16	10	8	-	34	1-2 (50.0)	2-4	C. de Haan	Darling (35-38)	21,331
	CHI	0	2	1	-	3	13	14	11	-	38	0-2 (0.0)	2-4		Crawford (30-34)	
11/12	CHI	1	1	0	0	2	12	16	7	0	35	0-0 (0.0)	3-6		Ward (37-40)	11,221
	CAR	0	2	0	1	3	11	18	8	3	40	2-2 (100.0)	1-2	S. Aho (OT)	Darling (33-35)	
TOTALS		SCORING BY PERIOD					SHOTS BY PERIOD				TOT	PP	PIM		GOALIE (SAVES-SHOTS)	
		1	2	3	OT	TOT	1	2	3	OT						
		TEAM														
		CAR	3	3	0	1	7	27	28	16	3	74	3-4 (75.0)	3-6	Darling (68-73)	
		CHI	1	3	1	0	5	25	30	18	0	73	0-2 (0.0)	5-10	Crawford (30-34), Ward (37-40)	

2018-19 REGULAR-SEASON STATISTICS

BLACKHAWKS	GP	G	A	PTS	+/-	PIM	HURRICANES	GP	G	A	PTS	+/-	PIM
Alex DeBrincat	2	1	0	1	1	0	Andrei Svechnikov	2	1	2	3	-1	0
Alexandre Fortin	2	0	0	0	1	2	Brett Pesce	1	0	0	0	0	0
Andreas Martinsen	2	0	0	0	0	0	Brock McGinn	2	0	1	1	0	0
Artem Anisimov	2	0	1	1	-2	0	Calvin de Haan	2	1	0	1	2	2
Brandon Davidson	2	0	0	0	-1	0	Clark Bishop	2	0	0	0	1	2
Brandon Saad	1	0	1	1	1	0	Dougie Hamilton	2	0	0	0	-2	0
Brent Seabrook	2	0	1	1	1	4	Hayden Fleury	1	0	0	0	0	0
Chris Kunitz	2	0	0	0	0	0	Jacob Slavin	2	1	0	1	-2	0
David Kampf	2	1	1	2	0	0	Jordan Martinook	2	0	1	1	-1	2
Dominik Kahun	2	0	1	1	1	0	Jordan Staal	2	0	0	0	-2	0
Duncan Keith	2	0	0	0	3	0	Justin Faulk	2	0	2	2	2	0
Erik Gustafsson	2	0	1	1	1		Justin Williams	2	0	1	1	-1	0
Henri Jokiharju	2	0	1	1	-1	4	Lucas Wallmark	2	0	2	2	-1	0
Jan Rutta	2	0	1	1	0	0	Michael Ferland	2	1	0	1	0	0
John Hayden	1	0	0	0	0	0	Phillip Di Giuseppe	2	1	0	1	1	0
Jonathan Toews	2	1	0	1	1	0	Sebastian Aho	2	1	2	3	1	0
Luke Johnson	1	0	0	0	0	0	Teuvo Teravainen	2	1	1	2	0	0
Marcus Kruger	1	0	0	0	0	0	Trevor van Riemsdyk	2	0	0	0	-3	0
Nick Schmaltz	2	1	0	1	1	0	Warren Foegele	2	0	0	0	-1	0
Patrick Kane	2	1	2	3	0	0							

LEADERSHIP

PLAYERS

2018-19

OPPONENTS

TRADITION

RECORDS

PLAYOFFS

HISTORY

MINORS

MEDIA

COLORADO AVALANCHE



JARED BEDNAR



GABRIEL LANDESKOG



CLUB INFORMATION

Founded: 1972-73 (WHA, Quebec), 1979-80 (NHL), 1995-96 (Colorado)
 Home Arena: Pepsi Center (8,007)
 Front Office Address: 1000 Chopper Circle, Denver, CO 80204
 Phone: 303-405-1100
 Fax: 303-893-0614
 Website: nhl.com/avalanche
 Stanley Cups: 1996, 2001
 President/Governor: Josh Kroenke
 Executive Vice President/General Manager: Joe Sakic
 Head Coach: Jared Bednar
 Assistant Coaches: Ray Bennett, Nolan Pratt
 Goaltending Coach: Jussi Parkkila
 Senior VP, Communications and Team Services: Jean Martineau
 Executive Director, Media Services: Brendan McNicholas
 Website Coordinators: Ron Knabenbauer, Callie Parmele
 Media Relations Assistant: Danielle Bernstein
 2018-19 record: 38-30-14 (90 points), 5th Central Division
 2018 playoffs: Western Conference Second Round (def. by San Jose 4-3)

BROADCAST TEAMS

Television play-by-play: Marc Moser
 Television color analysts: Peter McNab
 Radio play-by-play: Conor McGahey

2019-20 MEETINGS

Friday, Nov. 29 in Chicago
 Saturday, Nov. 30 at Colorado
 Wednesday, Dec. 18 in Chicago
 Saturday, Dec. 21 at Colorado

ALL-TIME FRANCHISE RECORDS INCLUDES TOTALS FROM QUEBEC NORDIQUES (1979-95)

SEASON-BY-SEASON RECORD

	GP	W	L	T	OTL		GP	W	L	T	OTL
1979-80	4	2	1	1	-	1999-2000	4	2	2	0	0
1980-81	4	3	0	1	-	2000-01	3	0	2	1	0
1981-82	3	1	2	0	-	2001-02	4	3	1	0	0
1982-83	3	2	1	0	-	2002-03	4	0	3	0	1
1983-84	3	1	1	1	-	2003-04	4	0	1	1	2
1984-85	3	0	3	0	-	2004-05	-	SEASON CANCELED	-	-	-
1985-86	3	1	2	0	-	2005-06	4	2	2	0	0
1986-87	3	1	2	0	-	2006-07	4	2	2	0	0
1987-88	3	0	2	1	-	2007-08	4	3	1	0	0
1988-89	3	2	0	1	-	2008-09	4	2	2	0	0
1989-90	3	2	1	0	-	2009-10	4	3	0	0	1
1990-91	3	3	0	0	-	2010-11	4	1	2	0	0
1991-92	3	3	0	0	-	2011-12	4	1	2	0	1
1992-93	2	1	0	1	-	2012-13	3	2	1	0	0
1993-94	2	1	1	0	-	2013-14	5	1	3	0	1
1994-95	-	DID NOT PLAY	-	-	-	2014-15	5	2	3	0	0
1995-96	4	1	3	0	-	2015-16	4	3	1	0	0
1996-97	4	1	3	0	-	2016-17	5	3	0	0	2
1997-98	4	2	2	0	-	2017-18	4	1	3	0	0
1998-99	4	1	2	1	-	2018-19	5	3	2	0	0
						TOTALS	139	62	59	9	9

HOME/AWAY SPLITS

LIFETIME	GP	W	L	T	OTL	GF	GA	PTS
Home	70	36	25	3	6	222	209	81
Road	69	26	34	6	3	211	257	61
TOTALS	139	62	59	9	9	433	466	136

THE LAST TIME THE BLACKHAWKS...

Last Win: March 24, 2019 (2-1 OT in Chicago)
 Last Home Win: March 24, 2019 (2-1 OT)
 Last Road Win: Dec. 29, 2018 (3-2 OT)
 Last Loss: March 23, 2019 (4-2 at Colorado)
 Last Home Loss: Feb. 22, 2019 (4-2)
 Last Road Loss: March 3, 2019 (4-2)
 Last Tie: March 23, 2004 (2-2 at Colorado)
 Last Shutout Win: Nov. 3, 2016 (4-0 in Chicago)
 Last Shutout Loss: March 30, 2018 (5-0 at Colorado)

2018-19 REGULAR-SEASON SERIES RECAP

2018-19 Blackhawks record: 1-1-0 at United Center; 2-1-0 at Colorado

DATE	TEAM	SCORING BY PERIOD					SHOTS BY PERIOD					PP	PIM	GWG	GOALIE (SAVES-SHOTS)	ATTN.	
		1	2	3	OT	F	1	2	3	OT	TOT						
12/21	CHI	1	0	1	-	2	9	7	12	-	28	0-3 (0.0)	5-10	A. Anisimov	Delia (35-36)		17,850
	COL	0	1	0	-	1	14	11	11	-	36	0-5 (0.0)	3-6		Grubauer (26-28)		
12/29	CHI	2	0	0	1	3	15	9	11	2	37	2-4 (50.0)	3-6	J. Toews (OT)	Delia (30-32)		18,028
	COL	1	1	0	0	2	16	9	7	0	32	1-3 (33.3)	4-10		Varlamov (34-37)		
02/22	COL	1	1	3	-	5	11	11	9	-	31	1-4 (25.0)	4-8	J. Compher	Varlamov (41-44)		21,653
	CHI	0	2	1	-	3	16	13	15	-	44	2-4 (50.0)	4-8		Delia (26-30)		
03/23	CHI	0	1	1	-	2	8	11	12	-	31	0-3 (0.0)	4-10	S. Andrighetto	Crawford (21-24)		17,985
	COL	0	2	2	-	4	7	12	6	-	25	1-5 (20.0)	3-6		Grubauer (29-31)		
03/24	COL	0	1	0	0	1	7	10	3	0	20	1-3 (33.3)	2-4	D. Keith	Grubauer (40-42)		21,410
	CHI	0	0	1	1	2	14	11	15	2	42	1-2 (50.0)	3-6		Crawford (19-20)		
TOTALS		SCORING BY PERIOD					SHOTS BY PERIOD					PP	PIM	GOALIE (SAVES-SHOTS)			
	TEAM	1	2	3	OT	TOT	1	2	3	OT	TOT						
	COL	2	6	5	0	13	55	53	36	0	144	4-20 (20.0)	16-34	Grubauer (95-101), Varlamov (75-81)			
	CHI	3	3	4	2	12	62	51	65	4	182	5-16 (31.3)	19-40	Delia (91-98), Crawford (40-44)			

2018-19 REGULAR-SEASON STATISTICS

BLACKHAWKS	GP	G	A	PTS	+/-	PIM	AVALANCHE	GP	G	A	PTS	+/-	PIM
Alex DeBrincat	5	3	0	3	-1	2	A.J. Greer	1	0	0	0	0	0
Andreas Martinson	1	0	0	0	0	0	Alexander Kerfoot	5	1	4	5	1	4
Artem Anisimov	5	2	1	3	2	4	Andrew Agozzino	3	0	0	0	0	0
Brandon Saad	5	0	2	2	-1	0	Anton Lindholm	1	0	0	0	0	0
Brendan Perlini	4	0	0	0	-3	2	Carl Soderberg	5	2	0	2	1	2
Brent Seabrook	4	0	1	1	-2	2	Colin Wilson	3	1	2	3	0	0
Carl Dahlstrom	3	0	0	0	1	0	Derrick Brassard	2	1	0	1	0	2
Chris Kunitz	3	0	0	0	-1	2	Erik Johnson	5	0	1	1	0	2
Connor Murphy	5	0	1	1	1	4	Gabriel Bourque	4	0	0	0	0	0
David Kampf	4	0	0	0	-2	4	Gabriel Landeskog	3	1	2	3	3	4
Dominik Kahn	5	0	1	1	0	0	Ian Cole	4	0	0	0	-1	2
Drake Caggiula	1	0	0	0	-1	0	J.T. Compher	5	4	1	5	4	0
Duncan Keith	5	1	2	3	2	2	Matt Calvert	5	0	1	1	-1	2
Dylan Sikura	5	0	1	1	2	0	Matt Nieto	3	0	0	0	-2	0
Dylan Strome	5	1	2	3	1	0	Mikko Rantanen	3	1	1	2	-1	2
Erik Gustafsson	5	1	3	4	-1	4	Nathan MacKinnon	5	1	1	2	1	0
Gustav Forsling	5	0	0	0	-2	4	Nikita Zadorov	3	0	0	0	1	0
Henri Jokiharju	1	0	0	0	-1	0	Patrik Nemeth	5	0	4	4	4	6
John Hayden	2	0	0	0	-1	0	Ryan Graves	4	0	0	0	1	0
Jonathan Toews	5	1	3	4	-2	2	Samuel Girard	5	0	1	1	2	0
Luke Johnson	1	0	0	0	-1	0	Sheldon Dries	1	0	0	0	0	0
Marcus Kruger	4	0	0	0	-1	4	Sven Andrighetto	5	1	2	3	2	0
Patrick Kane	5	3	3	6	-1	0	Tyson Barrie	5	0	2	2	-1	2
Slater Koekoek	2	0	0	0	-2	2	Tyson Jost	5	0	0	0	-2	4
GOALTENDER							GOALTENDER						
Corey Crawford	2	120	4	44	40	2.01	Philipp Grubauer	3	180.7	6	101	95	1.99
Collin Delia	3	179	7	98	91	2.35	Semyon Varlamov	2	120.5	6	81	75	2.99
W-L-OTL							W-L-OTL						
1-1-0							1-1-1						
2-1-0							1-0-1						

COLUMBUS BLUE JACKETS



JOHN TORTORELLA



NICK FOLIGNO



CLUB INFORMATION

Founded: 2000-01
 Home Arena: Nationwide Arena (18,144)
 Front Office Address: 200 W. Nationwide Blvd., Columbus, OH 43215
 Phone: 614-246-4625
 Fax: 614-246-4007
 Website: nhl.com/bluejackets
 Stanley Cups: none
 President, Hockey Operations: John Davidson
 General Manager: Jarmo Kekalainen
 Head Coach: John Tortorella
 Assistant Coaches: Brad Larsen, Kenny McCudden, Brad Shaw
 Goaltending Coach: Manny Legace
 Vice President, Communications/Team Services: Todd Sharrock
 Director, Communications: Karen Davis
 Manager, Communications: Glenn Odebralski
 2018-19 record: 45-30-7 (97 points), 4th Metropolitan Division
 2019 playoffs: Eastern Conference First Round (def. by Washington 4-2)

BROADCAST TEAMS

Television play-by-play: Jeff Rimer
 Television color analyst: Jody Shelley
 Radio play-by-play: Bob McElligott

2019-20 MEETINGS

Friday, Oct. 28 in Chicago
 Sunday, Dec. 29 at Columbus

ALL-TIME FRANCHISE RECORDS

SEASON-BY-SEASON RECORD

	GP	W	L	T	OTL		GP	W	L	T	OTL
2000-01	5	4	0	0	1	2010-11	6	4	2	0	0
2001-02	5	2	1	2	0	2011-12	6	6	0	0	0
2002-03	5	3	2	0	0	2012-13	4	4	0	0	0
2003-04	6	2	4	0	0	2013-14	2	2	0	0	0
2004-05	- SEASON CANCELED -					2014-15	2	0	1	0	1
2005-06	8	3	4	0	1	2015-16	2	1	0	0	1
2006-07	8	4	3	0	1	2016-17	2	1	1	0	0
2007-08	8	4	4	0	0	2017-18	2	1	1	0	0
2008-09	6	3	1	0	2	2018-19	2	1	1	0	0
2009-10	6	4	2	0	0	TOTALS	85	49	27	2	7

HOME/AWAY SPLITS

	GP	W	L	T	OTL	GF	GA	PTS
LIFETIME								
Home	42	26	13	1	2	131	92	55
Road	43	23	14	1	5	143	133	52
TOTALS	85	49	27	2	7	274	225	107

THE LAST TIME THE BLACKHAWKS...

Last Win: Oct. 20, 2018 (4-1 at Calgary)
 Last Home Win: Oct. 7, 2017 (5-1)
 Last Road Win: October 20, 2018 (4-1)
 Last Loss: Feb. 16, 2019 (5-2 in Chicago)
 Last Home Loss: Feb. 16, 2019 (5-2)
 Last Road Loss: Feb. 24, 2018 (3-2)
 Last Tie: Nov. 23, 2001 (2-2 at Columbus)
 Last Shutout Win: Feb. 24, 2013 (1-0 in Chicago)
 Last Shutout Loss: March 26, 2008 (4-0 at Columbus)

2018-19 REGULAR-SEASON SERIES RECAP

2018-19 Blackhawks record: 0-1-0 at United Center; 1-0-0 at Columbus

DATE	TEAM	SCORING BY PERIOD					SHOTS BY PERIOD					PP	PIM	GWG	GOALIE (SAVES-SHOTS)	ATTN.	
		1	2	3	OT	F	1	2	3	OT	TOT						
10/20	CHI	1	0	3	-	4	1	2	5	11	-	26	0-3 (0.0)	4-8	M. Kruger	Crawford (37-38)	17,005
	CBJ	1	0	0	-	1	12	16	10	-	38	0-4 (0.0)	3-6			Bobrovsky (22-25)	
02/16	CBJ	3	0	2	-	5	13	9	8	-	30	0-1 (0.0)	1-2	C. Atkinson		Bobrovsky (39-41)	22,196
	CHI	1	1	0	-	2	15	20	6	-	41	1-1 (100.0)	1-2			Ward (25-30)	
TOTALS																	
TEAM		SCORING BY PERIOD					SHOTS BY PERIOD					PP	PIM		GOALIE (SAVES-SHOTS)		
		1	2	3	OT	TOT	1	2	3	OT	TOT						
CBJ		4	0	2	-	6	25	25	18	-	68	0-5 (0.0)	4-8			Bobrovsky (61-66)	
CHI		2	1	3	-	6	25	25	17	-	67	1-4 (25.0)	5-10			Crawford (37-38), Ward (25-30)	

2018-19 REGULAR-SEASON STATISTICS

BLACKHAWKS	GP	G	A	PTS	+/-	PIM	BLUE JACKETS	GP	G	A	PTS	+/-	PIM
Alex DeBrincat	2	1	1	2	0	0	Alexander Wennberg	2	0	1	1	1	2
Alexandre Fortin	1	0	1	1	1	0	Anthony Duclair	2	0	0	0	0	0
Andreas Martinsen	1	0	0	0	0	2	Artemi Panarin	2	2	1	3	0	0
Artem Anisimov	2	0	1	1	0	0	Boone Jenner	1	0	0	0	-1	0
Brandon Davidson	1	0	0	0	0	0	Cam Atkinson	2	1	0	1	-1	2
Brandon Saad	2	0	0	0	-2	0	David Savard	2	0	1	1	-1	2
Brendan Perlini	1	0	0	0	0	0	Dean Kukan	1	0	0	0	0	0
Brent Seabrook	2	0	2	2	2	0	Eric Robinson	1	0	0	0	0	0
Carl Dahlstrom	1	0	0	0	-1	0	Josh Anderson	2	1	0	1	0	0
Chris Kunitz	2	0	0	0	0	0	Kole Sherwood	1	0	0	0	0	0
Connor Murphy	1	0	0	0	-3	0	Lukas Sedlak	2	0	0	0	0	0
David Kampf	1	0	0	0	0	2	Markus Nutivaara	2	0	1	1	0	0
Dominik Kahun	2	0	1	1	-1	0	Nick Foligno	2	0	0	0	0	0
Drake Gaggiula	1	0	0	0	-1	0	Oliver Bjorkstrand	2	0	1	1	1	0
Duncan Keith	2	0	0	0	2	0	Pierre-Luc Dubois	2	1	1	2	1	2
Dylan Sikura	1	0	0	0	-2	0	Riley Nash	2	0	0	0	0	0
Dylan Strome	1	0	1	1	-2	0	Ryan Murray	2	0	3	3	2	0
Erik Gustafsson	2	0	1	1	0	0	Scott Harrington	2	0	0	0	-1	0
Henri Jokiharju	1	0	0	0	1	4	Seth Jones	1	0	1	1	2	0
Jan Rutta	1	0	0	0	-1	0	Sonny Milano	1	0	0	0	0	0
Jonathan Toews	2	1	0	1	1	0	Zach Werenski	2	1	0	1	0	0
Marcus Kruger	2	1	0	1	1	0							
Nick Schmaltz	1	0	1	1	1	0							
Patrick Kane	2	3	2	5	2	0							
Slater Koekoek	1	0	0	0	-2	0							

GOALTENDER	GP	MIN	GA	SA	SV	AVG	W-L-OTL	GOALTENDER	GP	MIN	GA	SA	SV	AVG	W-L-OTL
Cam Ward	1	60	5	30	25	5	0-1-0	Sergei Bobrovsky	2	119.2	5	66	61	2.52	1-1-0
Corey Crawford	1	60	1	38	37	1	1-0-0								

LEADERSHIP	2018-19	OPPONENTS	TRADITION	RECORDS	PLAYOFFS	HISTORY	MINORS	MEDIA
------------	---------	-----------	-----------	---------	----------	---------	--------	-------

DALLAS STARS



JIM MONTGOMERY



JAMIE BENN



CLUB INFORMATION

Founded: 1967-68 (Minnesota), 1993-94 (Dallas)
 Home Arena: American Airlines Center (18,532)
 Front Office Address: 2601 Avenue of the Stars, Frisco, TX 75034
 Phone: 214-387-5500
 Fax: 214-387-5564
 Website: nhl.com/stars
 Stanley Cups: 1999
 Alt. Governor/Chief Executive Officer: James R. Lites
 General Manager: Jim Mill
 Head Coach: Jim Montgomery
 Assistant Coaches: Rick Bowness, Todd Nelson, John Stevens
 Goaltending Coach: Jeff Reese
 Vice President, Communications: Tom Holy
 Manager, Media Relations: Ben Fromstein
 Manager, Corporate Communications: Joe Calvillo
 2018-19 record: 43-32-7 (93 points), 4th Central Division
 2019 playoffs: Western Conference Second Round (def. by St. Louis)

BROADCAST TEAMS

Television/radio play-by-play: Josh Bogorad
 Television/radio color analyst: Darryl Reaugh
 Television color analyst: Sarah Merrifield

2019-20 MEETINGS

Saturday, Nov. 23 at Dallas
 Tuesday, Nov. 26 in Chicago
 Sunday, Feb. 25 at Dallas
 Friday, March 27 in Chicago

ALL-TIME FRANCHISE RECORDS INCLUDES TOTALS FROM MINNESOTA NORTH STARS (1967-93)

SEASON-BY-SEASON RECORD

	GP	W	L	T	OTL		GP	W	L	T	OTL
1967-68	4	3	1	0	-	1993-94	6	3	2	1	-
1968-69	6	5	0	1	-	1994-95	5	2	3	0	-
1969-70	6	3	2	1	-	1995-96	6	4	0	2	-
1970-71	6	3	2	1	-	1996-97	6	2	3	1	-
1971-72	6	5	1	0	-	1997-98	5	0	4	1	-
1972-73	6	3	2	1	-	1998-99	4	1	2	1	-
1973-74	5	3	1	1	-	1999-2000	5	2	2	1	0
1974-75	6	5	1	0	-	2000-01	4	1	3	0	0
1975-76	6	5	1	0	-	2001-02	4	1	1	2	0
1976-77	6	2	3	1	-	2002-03	4	0	3	0	1
1977-78	6	5	0	1	-	2003-04	4	0	3	1	0
1978-79	4	2	2	0	-	2004-05	- SEASON CANCELED -				
1979-80	4	2	1	1	-	2005-06	4	0	3	0	1
1980-81	4	2	2	0	-	2006-07	4	2	2	0	0
1981-82	7	3	3	1	-	2007-08	4	2	2	0	0
1982-83	8	3	4	1	-	2008-09	4	4	0	0	0
1983-84	8	2	6	0	-	2009-10	4	2	2	0	0
1984-85	8	4	3	1	-	2010-11	4	1	2	0	1
1985-86	8	3	3	2	-	2011-12	4	2	2	0	0
1986-87	8	2	4	2	-	2012-13	3	3	0	0	0
1987-88	8	5	2	1	-	2013-14	5	4	1	0	0
1988-89	8	4	2	2	-	2014-15	5	3	2	0	0
1989-90	8	3	4	1	-	2015-16	5	1	4	0	0
1990-91	8	5	2	1	-	2016-17	5	5	0	0	0
1991-92	8	4	3	1	-	2017-18	4	0	2	0	2
1992-93	7	6	1	0	-	2018-19	4	3	1	0	0
						TOTALS	281	140	105	31	5

HOME/AWAY SPLITS

LIFETIME	GP	W	L	T	OTL	GF	GA	PTS
Home	139	80	43	15	1	507	379	176
Road	142	60	62	16	4	426	464	140
TOTALS	281	140	105	31	5	924	838	316

THE LAST TIME THE BLACKHAWKS...

Last Win: April 5, 2019 (6-1 in Chicago)
 Last Home Win: April 5, 2019 (6-1)
 Last Road Win: March 9, 2019 (2-1)
 Last Loss: Feb. 24, 2019 (4-3 in Chicago)
 Last Home Loss: Feb. 24, 2019 (4-3)
 Last Road Loss: Dec. 21, 2017 (4-0)
 Last Tie: Dec. 14, 2003 (1-1 in Chicago)
 Last Shutout Win: Dec. 23, 1995 (2-0 at Dallas)
 Last Shutout Loss: Dec. 21, 2017 (4-0 at Dallas)

2018-19 REGULAR-SEASON SERIES RECAP

2018-19 Blackhawks record: 1-1-0 at United Center; 2-0-0 at Dallas

DATE	TEAM	SCORING BY PERIOD					SHOTS BY PERIOD					PP	PIM	GWG	GOALIE (SAVES-SHOTS)	ATTN.
		1	2	3	OT	F	1	2	3	OT	TOT					
12/20	CHI	2	1	2	-	5	12	6	11	-	29	1-1 (100.0)	1-2	P. Kane	Ward (26-28)	18,532
	DAL	0	1	1	-	2	14	10	4	-	28	0-1 (0.0)	1-2		Bishop (24-27)	
02/24	DAL	2	1	1	-	4	12	14	3	-	29	1-2 (50.0)	5-15	J. Spezza	Khudobin (44-47)	21,474
	CHI	0	2	1	-	3	13	20	14	-	47	1-5 (20.0)	3-9		Ward (25-29)	
03/09	CHI	2	0	0	-	2	14	15	10	-	39	0-3 (0.0)	0-0	A. DeBrincat	Crawford (26-27)	18,532
	DAL	1	0	0	-	1	11	11	5	-	27	0-0 (0.0)	3-6		Khudobin (37-39)	
04/05	DAL	0	0	1	-	1	6	14	15	-	35	1-1 (100.0)	3-6	D. Kahun	Khudobin (26-32)	21,626
	CHI	1	3	2	-	6	9	14	9	-	32	0-3 (0.0)	1-2		Crawford (9-9), Ward (25-26)	
TOTALS		SCORING BY PERIOD					SHOTS BY PERIOD								GOALIE (SAVES-SHOTS)	
	TEAM	1	2	3	OT	TOT	1	2	3	OT	TOT	PP	PIM			
	DAL	3	2	3	-	8	43	49	27	-	119	2-4 (50.0)	12-29		Bishop (24-27), Khudobin (107-118)	
	CHI	5	6	5	-	16	48	45	44	-	147	2-12 (16.7)	5-14		Ward (76-83), Crawford (35-36)	

2018-19 REGULAR-SEASON STATISTICS


BLACKHAWKS	GP	G	A	PTS	+/-	PIM	STARS	GP	G	A	PTS	+/-	PIM
Alex DeBrincat	4	2	3	5	3	0	Alexander Radulov	4	2	3	5	2	6
Artem Anisimov	4	0	1	1	2	0	Andrew Cogliano	2	0	0	0	0	0
Brandon Saad	4	0	1	1	-3	0	Ben Lovejoy	3	0	0	0	-2	2
Brendan Perlini	3	1	0	1	2	0	Blake Comeau	4	0	0	0	-2	0
Brent Seabrook	4	0	2	2	4	0	Brett Ritchie	3	0	0	0	-3	0
Carl Dahlstrom	2	0	0	0	1	0	Denis Gurianov	1	0	1	1	-1	0
Chris Kunitz	3	2	1	3	3	0	Devin Shore	1	0	0	0	-2	0
Connor Murphy	4	0	2	2	-1	0	Esa Lindell	4	0	1	1	1	4
David Kampf	3	1	3	4	4	0	Gavin Bayreuther	1	0	0	0	-1	0
Dominik Kahn	4	1	0	1	0	0	Jamie Benn	3	0	2	2	0	2
Drake Caggiula	2	1	2	3	3	0	Jamie Oleksiak	2	0	0	0	-1	0
Duncan Keith	4	0	3	3	6	2	Jason Dickinson	4	0	1	1	-2	5
Dylan Sikura	3	0	1	1	-1	0	Jose Spezza	3	1	0	1	-5	2
Dylan Strome	4	1	0	1	1	0	Joel L'Esperance	2	1	0	1	-2	0
Erik Gustafsson	4	1	3	4	5	0	John Klingberg	4	0	1	1	-8	0
Gustav Forsling	4	0	0	0	-1	2	Justin Dowling	1	0	0	0	-3	0
John Hayden	3	0	0	0	1	5	Martin Hanzal	1	0	0	0	-1	0
Jonathan Toews	4	1	2	3	3	2	Mats Zuccarello	1	1	1	2	3	0
Luke Johnson	1	0	0	0	0	0	Mattias Janmark	4	0	0	0	-3	2
Marcus Kruger	2	0	1	1	1	0	Miro Heiskanen	4	0	1	1	-6	2
Patrick Kane	4	4	2	6	5	0	Radek Faksa	4	1	0	1	0	0
Slater Koekkoek	2	1	0	1	2	0	Roman Polak	3	0	0	0	1	4
							Roope Hintz	3	0	0	0	-5	0
							Taylor Fedun	3	1	0	1	0	0
							Tyler Pitlick	2	0	0	0	-2	0
							Tyler Seguin	4	1	3	4	1	0
							Valeri Nichushkin	1	0	0	0	-1	0

GOALTENDER	GP	MIN	GA	SA	SV	AVG	W-L-OTL	GOALTENDER	GP	MIN	GA	SA	SV	AVG	W-L-OTL
Cam Ward	3	152	7	83	76	2.77	2-1-0	Anton Khudobin	3	178.9	11	118	107	3.69	1-2-0
Corey Crawford	2	86	1	36	35	0.7	1-0-0	Ben Bishop	1	59.3	3	27	24	3.03	0-1-0

DETROIT RED WINGS



JEFF BLASHILL



DYLAN LARKIN



CLUB INFORMATION

Founded:1926-27
 Home Arena:Little Caesars Arena (19,515)
 Front Office Address:19 Steve Yzerman Drive, Detroit, MI 48226
 Phone:313-394-7000
 Fax:313-567-0296
 Website:nhl.com/redwings
 Stanley Cups:1936, '37, '43, '50, '52, '54, '55, '97, '98, 2002, '08
 Executive Vice President/General Manager:Steve Yzerman
 Head Coach:Jeff Blashill
 Assistant Coaches:Pat Ferschweiler, Doug Houda, Dan Bylsma
 Goaltending Coach:Jeff Salajko
 Director, Public Relations:Todd Beam
 Coordinator, Public Relations:Alex DiFilippo
 Coordinator, Public Relations:Kyle Kujawa
 2018-19 record:32-40-10 (74 points), 7th Atlantic Division
 2019 playoffs:DND

BROADCAST TEAMS

Television play-by-play:Ken Daniels
 Television color analyst:Mickey Redmond
 Radio play-by-play:Ken Kal
 Radio color analyst:Paul Woods

2019-20 MEETINGS

Sunday, Jan. 5in Chicago
 Friday, March 6at Detroit

ALL-TIME FRANCHISE RECORDS INCLUDES TOTALS FROM DETROIT COUGARS (1926-30) & DETROIT FALCONS (1930-32)

SEASON-BY-SEASON RECORD

	GP	W	L	T	OTL		GP	W	L	T	OTL
1926-27	6	3	2	1	-	1959-60	14	4	8	2	-
1927-28	6	2	3	1	-	1960-61	14	6	4	4	-
1928-29	6	1	4	1	-	1961-62	14	7	3	4	-
1929-30	6	2	3	1	-	1962-63	14	5	6	3	-
1930-31	6	2	3	1	-	1963-64	14	5	6	3	-
1931-32	8	3	4	1	-	1964-65	14	8	5	1	-
1932-33	6	1	5	0	-	1965-66	14	11	1	2	-
1933-34	6	1	4	1	-	1966-67	14	10	4	0	-
1934-35	6	3	3	0	-	1967-68	10	4	3	3	-
1935-36	8	3	4	1	-	1968-69	8	3	4	1	-
1936-37	8	2	5	1	-	1969-70	8	4	4	0	-
1937-38	8	3	4	1	-	1970-71	6	6	0	0	-
1938-39	8	1	5	2	-	1971-72	6	5	0	1	-
1939-40	8	6	0	2	-	1972-73	5	3	2	0	-
1940-41	8	2	6	0	-	1973-74	5	4	0	1	-
1941-42	8	3	5	0	-	1974-75	4	2	1	1	-
1942-43	10	2	4	4	-	1975-76	4	1	2	1	-
1943-44	10	5	5	0	-	1976-77	4	4	0	0	-
1944-45	10	3	7	0	-	1977-78	4	3	1	0	-
1945-46	10	3	4	3	-	1978-79	4	0	3	1	-
1946-47	12	4	7	1	-	1979-80	4	3	1	0	-
1947-48	12	2	10	0	-	1980-81	4	1	1	2	-
1948-49	12	3	9	0	-	1981-82	7	3	3	1	-
1949-50	14	3	9	2	-	1982-83	8	6	2	0	-
1950-51	14	1	13	0	-	1983-84	8	4	4	0	-
1951-52	14	2	12	0	-	1984-85	8	3	3	2	-
1952-53	14	3	8	3	-	1985-86	8	6	2	0	-
1953-54	14	2	11	1	-	1986-87	8	3	4	1	-
1954-55	14	1	12	1	-	1987-88	8	3	5	0	-
1955-56	14	2	8	4	-	1988-89	8	4	2	2	-
1956-57	14	2	10	2	-	1989-90	8	4	3	1	-
1957-58	14	7	7	0	-	1990-91	8	4	3	1	-
1958-59	14	6	7	1	-	1991-92	8	1	5	2	-

	GP	W	L	T	OTL		GP	W	L	T	OTL
1992-93	9	4	5	0	-	2006-07	8	1	7	0	0
1993-94	6	2	4	0	-	2007-08	8	5	3	0	0
1994-95	5	1	4	0	-	2008-09	6	2	2	0	2
1995-96	6	0	5	1	-	2009-10	6	3	2	0	1
1996-97	6	3	1	2	-	2010-11	6	4	2	0	0
1997-98	5	1	2	2	-	2011-12	6	4	0	0	2
1998-99	6	1	5	0	-	2012-13	4	4	0	0	0
1999-2000	6	3	2	1	0	2013-14	2	1	0	0	1
2000-01	5	3	2	0	0	2014-15	2	0	1	0	1
2001-02	5	2	1	2	0	2015-16	2	2	0	0	0
2002-03	5	3	0	0	2	2016-17	2	1	1	0	0
2003-04	6	2	3	0	1	2017-18	2	1	1	0	0
2004-05	-	SEASON CANCELED	-	-	-	2018-19	2	2	0	0	0
2005-06	8	1	6	0	1	TOTALS	737	285	357	84	11

HOME/AWAY SPLITS

LIFETIME	GP	W	L	T	OTL	GF	GA	PTS
Home	370	170	142	51	7	1,104	1,041	398
Road	367	115	215	33	4	925	1,243	267
TOTALS	737	285	357	84	11	2,029	2,278	665

THE LAST TIME THE BLACKHAWKS...

Last Win:Feb. 20, 2019 (5-4 OT at Detroit)
 Last Home Win:Feb. 10, 2019 (5-2)
 Last Road Win:Feb. 20, 2019 (5-2)
 Last Loss:Jan. 14, 2018 (4-0 in Chicago)
 Last Home Loss:Jan. 14, 2018 (4-0)
 Last Road Loss:March 10, 2017 (4-2)
 Last Tie:April 10, 2002 (3-3 at Detroit)
 Last Shutout Win:Dec. 23, 2009 (3-0 at Detroit)
 Last Shutout Loss:Jan. 14, 2018 (4-0 in Chicago)

2018-19 REGULAR-SEASON SERIES RECAP

2018-19 Blackhawks record: 1-0-0 at United Center; 1-0-0 at Detroit

DATE	TEAM	SCORING BY PERIOD					SHOTS BY PERIOD					PP	PIM	GWG	GOALIE (SAVES-SHOTS)	ATTN.	
		1	2	3	OT	F	1	2	3	OT	TOT						
02/10	DET	0	1	1	-	2	16	15	14	-	45	0-2 (0.0)	2-4			Bernier (31-35)	21,941
	CHI	2	0	3	-	5	18	11	7	-	36	0-2 (0.0)	2-4	D. Kahun		Ward (43-45)	
02/20	CHI	3	1	0	1	5	7	5	5	3	20	0-1 (0.0)	4-8		P. Kane	Ward (31-35)	18,806
	DET	1	0	3	0	4	15	5	12	3	35	1-4 (25.0)	1-2			Howard (4-8), Bernier (11-12)	
TOTALS		SCORING BY PERIOD					SHOTS BY PERIOD					PP	PIM			GOALIE (SAVES-SHOTS)	
		1	2	3	OT	TOT	1	2	3	OT	TOT						
		DET	1	1	4	0	6	31	20	26	3	80	1-6 (16.7)	3-6		Bernier (42-47), Howard (4-8)	
		CHI	5	1	3	1	10	25	22	12	3	56	0-3 (0.0)	6-12		Ward (74-80)	

2018-19 REGULAR-SEASON STATISTICS

BLACKHAWKS	GP	G	A	PTS	+/-	PIM	RED WINGS	GP	G	A	PTS	+/-	PIM		
Alex DeBrincat	2	1	3	4	1	0	Andreas Athanasiou	2	2	0	2	-3	0		
Artem Anisimov	2	1	0	1	1	2	Anthony Mantha	2	0	4	4	0	0		
Brandon Saad	2	1	0	1	3	0	Christoffer Ehn	2	1	0	1	0	0		
Brendan Perlini	1	0	0	0	0	2	Danny DeKeyser	2	0	0	0	-4	0		
Brent Seabrook	1	0	1	1	2	0	Darren Helm	2	0	0	0	-1	0		
Carl Dahlstrom	2	0	0	0	1	0	Dennis Cholowski	1	0	0	0	-1	0		
Chris Kunitz	2	0	0	0	0	0	Dylan Larkin	2	2	1	3	0	2		
Connor Murphy	2	0	0	0	1	0	Filip Hronek	1	0	1	1	1	0		
Dominik Kahn	2	2	1	3	1	0	Frans Nielsen	2	0	0	0	-3	0		
Drake Caggiula	2	0	0	0	0	0	Gustav Nyquist	2	1	0	1	-2	0		
Duncan Keith	2	0	0	0	3	0	Jacob de la Rose	1	0	0	0	0	0		
Dylan Sikura	1	0	1	1	1	0	Jonathan Ericsson	1	0	0	0	-1	0		
Dylan Strome	2	1	3	4	1	0	Justin Abdelkader	2	0	1	1	-2	0		
Erik Gustafsson	2	0	4	4	4	2	Luke Glendening	2	0	0	0	-1	0		
Gustav Forsling	1	0	0	0	-2	2	Michael Rasmussen	2	0	0	0	-2	2		
John Hayden	2	0	0	0	0	0	Mike Green	2	0	1	1	-5	0		
Jonathan Toews	2	1	2	3	3	2	Nick Jensen	2	0	1	1	1	0		
Marcus Kruger	2	0	0	0	0	0	Niklas Kronwall	2	0	0	0	-1	0		
Patrick Kane	2	3	1	4	3	2	Thomas Vanek	2	0	0	0	-2	0		
Slater Koekkoek	2	0	0	0	0	0	Trevor Daley	1	0	1	1	1	0		
							Tyler Bertuzzi	1	0	0	0	2	0		
GOALTENDER	GP	MIN	GA	SA	SV	AVG	W-L-OTL	GOALTENDER	GP	MIN	GA	SA	SV	AVG	W-L-OTL
Cam Ward	2	123	6	80	74	2.93	2-0-0	Jimmy Howard	1	21.3	4	8	4	11.28	0-0-0
								Jonathan Bernier	2	99.6	5	47	42	3.01	0-1-1

LEADERSHIP

PLAYERS

2018-19

OPPONENTS

TRADITION

RECORDS

PLAYOFFS

HISTORY

MINORS

MEDIA

EDMONTON OILERS



DAVE TIPPETT



CONNOR MCDAVID



CLUB INFORMATION

Founded: 1972-73 (WHA), 1979-80 (NHL)
 Home Arena: Rogers Place (18,550)
 Front Office Address: 300, 10214-104 Avenue NW, Edmonton, AB T5J 0H6
 Phone: 780-414-4000
 Fax: 780-409-5848
 Website: nhl.com/oilers
 Stanley Cups: 1984, '85, '87, '88, '90
 President, Hockey Operations/General Manager: Ken Holland
 Head Coach: Dave Tippett
 Assistant Coaches: Glen Gulutzan, Jim Playfair, Brian Wiseman
 Goaltending Coach: Dustin Schwartz
 Senior Vice President, Communications: Tim Shipton
 Manager, Hockey Communications/Media Relations: Shawn May
 2018-19 record: 35-38-9 (79 points), 7th Pacific Division
 2019 playoffs: DNO

BROADCAST TEAMS

Television play-by-play: Kevin Quinn
 Television color analyst: Louie DeBrusk / Drew Remenda
 Radio play-by-play: Jack Michaels
 Radio color analyst: Bob Stauffer

2019-20 MEETINGS

Sunday, Oct. 28 in Chicago
 Thursday, Nov. 1 at Edmonton
 Tuesday, Feb. 5 at Edmonton

ALL-TIME FRANCHISE RECORDS

SEASON-BY-SEASON RECORD

	GP	W	L	T	OTL		GP	W	L	T	OTL
1979-80	4	1	3	0	-	1999-2000	4	2	2	0	0
1980-81	4	1	3	0	-	2000-01	4	0	2	2	0
1981-82	3	1	1	1	-	2001-02	4	2	2	0	0
1982-83	3	1	1	1	-	2002-03	4	1	2	1	0
1983-84	3	1	2	0	-	2003-04	4	0	3	0	1
1984-85	3	0	3	0	-	2004-05	- SEASON CANCELED -				
1985-86	3	0	3	0	-	2005-06	4	2	1	0	1
1986-87	3	2	1	0	-	2006-07	4	2	2	0	0
1987-88	3	2	1	0	-	2007-08	4	1	1	0	2
1988-89	3	2	0	1	-	2008-09	4	3	0	0	1
1989-90	3	2	1	0	-	2009-10	4	4	0	0	0
1990-91	3	2	1	0	-	2010-11	4	2	2	0	0
1991-92	3	2	1	0	-	2011-12	4	1	3	0	0
1992-93	4	2	1	1	-	2012-13	3	2	1	0	0
1993-94	4	3	1	0	-	2013-14	3	3	0	0	0
1994-95	4	4	0	0	-	2014-15	3	2	1	0	0
1995-96	4	3	0	1	-	2015-16	3	3	0	0	0
1996-97	4	2	1	1	-	2016-17	3	1	2	0	0
1997-98	4	0	1	3	-	2017-18	3	2	0	0	1
1998-99	4	3	1	0	-	2018-19	3	1	1	0	1
						TOTALS	138	68	51	12	7

HOME/AWAY SPLITS

LIFETIME	GP	W	L	T	OTL	GF	GA	PTS
Home	69	36	20	7	5	251	218	85
Road	69	32	31	5	2	229	237	70
TOTALS	138	68	51	12	7	480	455	155

THE LAST TIME THE BLACKHAWKS...

Last Win: Feb. 5, 2019 (6-2 at Edmonton)
 Last Home Win: Jan. 7, 2018 (4-1)
 Last Road Win: Dec. 29, 2017 (4-3 OT)
 Last Loss: Nov. 11, 2018 (4-0 at Edmonton)
 Last Home Loss: Oct. 28, 2018 (2-1 OT)
 Last Road Loss: Nov. 1, 2018 (4-0)
 Last Tie: March 30, 2003 (4-4 in Chicago)
 Last Shutout Win: Dec. 17, 2015 (4-0 in Chicago)
 Last Shutout Loss: Nov. 1, 2018 (4-0 at Edmonton)

2018-19 REGULAR-SEASON SERIES RECAP

2018-19 Blackhawks record: 0-0-1 at United Center; 1-1-0 at Edmonton

DATE	TEAM	SCORING BY PERIOD					SHOTS BY PERIOD					PP	PIM	GWG	GOALIE (SAVES-SHOTS)	ATTN.
		1	2	3	OT	F	1	2	3	OT	TOT					
10/28	EDM	1	0	0	1	2	9	7	9	1	26	0-2 (50.0)	5-10	C. McDavid (OT)	Talbot (31-32)	20,987
	CHI	1	0	0	0	1	4	13	15	0	32	1-5 (20.0)	2-4		Ward (24-26)	
11/01	CHI	0	0	0	-	0	15	16	9	-	40	0-3 (0.0)	5-21	D. Caggiula	Ward (25-29)	18,347
	EDM	0	2	2	-	4	8	9	12	-	29	1-4 (25.0)	5-18		Koskinen (40-40)	
02/05	CHI	1	0	5	-	6	9	12	14	-	35	2-4 (50.0)	4-8	D. Strome	Ward (25-27)	18,347
	EDM	2	0	0	-	2	16	7	4	-	27	2-4 (50.0)	4-8		Talbot (23-27), Koskinen (6-8)	
TOTALS		SCORING BY PERIOD					SHOTS BY PERIOD					TOT	PP	PIM	GOALIE (SAVES-SHOTS)	
	TEAM	1	2	3	OT	TOT	1	2	3	OT	TOT					
	EDM	3	2	2	1	8	33	23	25	1	82	3-10 (30.0)	14-26	Talbot (54-59), Koskinen (46-48)		
	CHI	2	0	5	0	7	28	41	38	0	107	3-12 (25.0)	11-33	Ward (74-82)		


2018-19 REGULAR-SEASON STATISTICS

BLACKHAWKS	GP	G	A	PTS	+/-	PIM	OILERS	GP	G	A	PTS	+/-	PIM		
Alex DeBrincat	3	0	1	1	-1	2	Adam Larsson	3	0	0	0	0	4		
Alexandre Fortin	2	0	0	0	-2	0	Alex Chiasson	3	1	0	1	-1	0		
Andreas Martinsen	2	0	0	0	0	2	Brad Malone	1	0	0	0	0	0		
Artem Anisimov	3	0	1	1	1	0	Connor McDavid	3	1	3	4	1	0		
Brandon Davidson	2	0	0	0	-1	15	Darnell Nurse	3	0	2	2	-2	12		
Brandon Manning	2	0	0	0	-1	0	Drake Caggiula	2	2	0	2	2	2		
Brandon Saad	3	0	2	2	-1	0	Jason Garrison	2	1	0	1	1	0		
Brent Seabrook	3	1	1	2	1	0	Jesse Puljujarvi	2	0	0	0	-1	0		
Carl Dahlstrom	1	0	0	0	0	4	Juhhar Khaira	3	0	2	2	1	4		
Chris Kunitz	2	0	1	1	1	0	Kailer Yamamoto	1	0	0	0	0	0		
Connor Murphy	1	0	0	0	1	2	Kevin Gravel	1	0	0	0	0	0		
David Kampf	2	0	0	0	0	0	Kris Russell	3	0	0	0	-2	0		
Dominik Kahun	3	1	1	2	-1	0	Kyle Brodziak	3	0	0	0	1	2		
Drake Caggiula	1	1	0	1	1	0	Leon Draisaitl	3	2	2	4	0	4		
Duncan Keith	3	0	1	1	2	0	Matt Benning	3	0	1	1	2	0		
Dylan Strome	1	1	0	1	1	0	Milan Lucic	3	0	0	0	-1	2		
Erik Gustafsson	3	1	0	1	-2	2	Oscar Klefbom	3	0	0	0	2	0		
Henri Jokiharju	2	0	0	0	-1	2	Ryan Nugent-Hopkins	3	0	2	2	0	4		
John Hayden	2	1	0	1	1	0	Ryan Strome	2	0	0	0	0	2		
Jonathan Toews	3	0	2	2	-1	0	Tobias Rieder	3	0	2	2	0	0		
Luke Johnson	2	0	0	0	-3	0	Ty Rattie	1	0	0	0	-1	0		
Marcus Kruger	3	0	1	1	1	4	Zack Kassian	3	1	0	1	0	0		
Nick Schmaltz	1	0	0	0	-1	0									
Patrick Kane	3	1	2	3	1	0									
Slater Koekoek	1	0	0	0	1	0									
GOALTENDER	GP	MIN	GA	SA	SV	AVG	W-L-OTL	GOALTENDER	GP	MIN	GA	SA	SV	AVG	W-L-OTL
Cam Ward	3	181	8	82	74	2.66	1-1-1	Cam Talbot	2	106.6	5	59	54	2.81	1-1-0
								Mikko Koskinen	2	74.2	2	48	46	1.62	1-0-0

FLORIDA PANTHERS



JOEL QUENNEVILLE



ALEKSANDER BARKOV



CLUB INFORMATION

Founded: 1993-94
 Home Arena: BB&T Center (19,250)
 Front Office Address: 1 Panther Parkway, Sunrise, FL 33523
 Phone: 954-835-7000
 Fax: 954-835-7700
 Website: nhl.com/panthers
 Stanley Cups: none
 President, Hockey Operations/General Manager: Dale Tallon
 Head Coach: Joel Quenneville
 Assistant Coach: Mike Kitchen, Andrew Brunette, Derek MacKenzie
 Goaltending Coach: Robb Tallas
 Director, Communications and Digital Media: Adelyn Biedenbach
 Manager, Communications: Chrissy Parente
 Coordinator, Media Relations: Mike Lewis
 2018-19 record: 36-52-14 (86 points), 5th Atlantic Division
 2019 playoffs: DND

BROADCAST TEAMS

Television play-by-play: Steve Goldstein
 Television color analyst: Denis Potvin
 Television color analyst: Randy Moller
 Radio play-by-play: Doug Plagens
 Radio color analyst: Bill Lindsay

2019-20 MEETINGS

Tuesday, Jan. 21 in Chicago
 Saturday, Feb. 29 at Florida

ALL-TIME FRANCHISE RECORDS

SEASON-BY-SEASON RECORD

	GP	W	L	T	OTL		GP	W	L	T	OTL
1993-94	2	1	0	1	-	2006-07	-	DID NOT PLAY	-		
1994-95	-	DID NOT PLAY	-			2007-08	1	0	1	0	0
1995-96	2	2	0	0	-	2008-09	1	1	0	0	0
1996-97	2	0	2	0	-	2009-10	2	1	0	0	1
1997-98	2	1	1	0	-	2010-11	2	1	1	0	0
1998-99	2	0	2	0	-	2011-12	2	2	0	0	0
1999-2000	2	2	0	0	0	2012-13	-	DID NOT PLAY	-		
2000-01	1	1	0	0	0	2013-14	2	2	0	0	0
2001-02	2	2	0	0	0	2014-15	2	2	0	0	0
2002-03	2	1	0	1	0	2015-16	2	1	1	0	0
2003-04	1	0	0	1	0	2016-17	2	1	1	0	0
2004-05	-	SEASON CANCELED	-			2017-18	2	2	0	0	0
2005-06	1	0	0	0	1	2018-19	2	1	1	0	0
						TOTALS	39	24	10	3	2

HOME/AWAY SPLITS

LIFETIME	GP	W	L	T	OTL	GF	GA	PTS
Home	20	12	5	2	1	63	52	27
Road	19	12	5	1	1	59	45	26
TOTALS	39	24	10	3	2	122	97	53

THE LAST TIME THE BLACKHAWKS...

Last Win: Nov. 24, 2018 (5-4 at Florida)
 Last Home Win: Dec. 12, 2017 (3-2 OT)
 Last Road Win: Nov. 24, 2018 (5-4)
 Last Loss: Dec. 23, 2018 (6-3 in Chicago)
 Last Home Loss: Dec. 23, 2018 (6-3)
 Last Road Loss: March 25, 2017 (7-0)
 Last Tie: Feb. 29, 2004 (2-2 in Chicago)
 Last Shutout Win: Feb. 26, 2015 (3-0 at Florida)
 Last Shutout Loss: March 25, 2017 (7-0 at Florida)

2018-19 REGULAR-SEASON SERIES RECAP

2018-19 Blackhawks record: 0-1-0 at United Center; 1-0-0 at Florida

DATE	TEAM	SCORING BY PERIOD					SHOTS BY PERIOD					PP	PIM	GWG	GOALIE (SAVES-SHOTS)	ATTN.
		1	2	3	OT	F	1	2	3	OT	TOT					
11/24	CHI	0	2	2	1	5	9	10	18	4	41	0-2 (0.0)	4-11	E. Gustafsson (OT)	Ward (34-38)	14,283
	FLA	2	2	0	0	4	16	18	4	0	38	1-3 (33.3)	3-9		Reimer (36-41)	
12/23	FLA	1	3	2	-	6	9	14	4	-	27	1-3 (33.3)	3-6	J. McCann	Reimer (26-29)	
	CHI	1	1	1	-	3	9	8	12	-	29	1-3 (33.3)	3-6		Ward (21-26)	21,789
TOTALS																
TEAM		SCORING BY PERIOD					SHOTS BY PERIOD					PP	PIM	GOALIE (SAVES-SHOTS)		
		1	2	3	OT	TOT	1	2	3	OT	TOT					
FLA		3	5	2	0	10	25	32	8	0	65	0-4 (0.0)	6-12	Reimer (62-70)		
CHI		1	3	3	1	8	18	18	30	4	70	0-4 (0.0)	6-12	Ward (55-65)		

2018-19 REGULAR-SEASON STATISTICS

BLACKHAWKS	GP	G	A	PTS	+/-	PIM	PANTHERS	GP	G	A	PTS	+/-	PIM																																																																																																																																																																																																																																																																																																																																																																																																																																																																																																																																																																																																																																																																																																																																																																																																																																																																																																						
Alex DeBrincat	2	2	0	2	0	0	Aaron Ekblad	2	1	0	1	-3	0																																																																																																																																																																																																																																																																																																																																																																																																																																																																																																																																																																																																																																																																																																																																																																																																																																																																																																						
Alexandre Fortin	1	1	0	1	0	0	Aleksander Barkov	2	0	1	1	-2	0																																																																																																																																																																																																																																																																																																																																																																																																																																																																																																																																																																																																																																																																																																																																																																																																																																																																																																						
Andreas Martinsen	1	0	0	0	1	0	Bogdan Kiselevich	2	0	1	1	0	2																																																																																																																																																																																																																																																																																																																																																																																																																																																																																																																																																																																																																																																																																																																																																																																																																																																																																																						
Artem Anisimov	2	0	0	0	-1	0	Colton Sceviour	2	0	1	1	3	0																																																																																																																																																																																																																																																																																																																																																																																																																																																																																																																																																																																																																																																																																																																																																																																																																																																																																																						
Brandon Manning	1	0	0	0	1	7	Denis Malgin	1	1	0	1	2	0																																																																																																																																																																																																																																																																																																																																																																																																																																																																																																																																																																																																																																																																																																																																																																																																																																																																																																						
Brandon Saad	2	0	2	2	-1	2	Dryden Hunt	1	0	0	0	1	0																																																																																																																																																																																																																																																																																																																																																																																																																																																																																																																																																																																																																																																																																																																																																																																																																																																																																																						
Brendan Perlini	1	0	1	1	0	0	Evgenii Dadonov	2	0	1	1	-2	0																																																																																																																																																																																																																																																																																																																																																																																																																																																																																																																																																																																																																																																																																																																																																																																																																																																																																																						
Brent Seabrook	2	0	0	0	1	0	Frank Vatrano	2	2	1	3	1	4																																																																																																																																																																																																																																																																																																																																																																																																																																																																																																																																																																																																																																																																																																																																																																																																																																																																																																						
Carl Dahlstrom	1	0	0	0	-1	0	Henrik Borgstrom	1	0	0	0	-1	0																																																																																																																																																																																																																																																																																																																																																																																																																																																																																																																																																																																																																																																																																																																																																																																																																																																																																																						
Chris Kunitz	1	0	0	0	0	0	Jared McCann	2	2	1	3	2	0																																																																																																																																																																																																																																																																																																																																																																																																																																																																																																																																																																																																																																																																																																																																																																																																																																																																																																						
Connor Murphy	1	1	1	2	1	0	Jayce Hawryluk	1	2	0	2	1	2																																																																																																																																																																																																																																																																																																																																																																																																																																																																																																																																																																																																																																																																																																																																																																																																																																																																																																						
David Kampf	2	1	1	2	2	0	Jonathan Huberdeau	2	0	2	2	-2	0																																																																																																																																																																																																																																																																																																																																																																																																																																																																																																																																																																																																																																																																																																																																																																																																																																																																																																						
Dominik Kahun	2	0	1	1	-2	0	Juho Lammikko	1	0	0	0	-1	0																																																																																																																																																																																																																																																																																																																																																																																																																																																																																																																																																																																																																																																																																																																																																																																																																																																																																																						
Duncan Keith	2	0	0	0	-1	2	Keith Yandle	2	0	2	2	1	0																																																																																																																																																																																																																																																																																																																																																																																																																																																																																																																																																																																																																																																																																																																																																																																																																																																																																																						
Dylan Sikura	1	0	0	0	0	0	MacKenzie Weegar	2	0	2	2	2	0																																																																																																																																																																																																																																																																																																																																																																																																																																																																																																																																																																																																																																																																																																																																																																																																																																																																																																						
Dylan Strome	1	1	2	3	1	0	Mark Pysyk	2	0	1	1	4	0																																																																																																																																																																																																																																																																																																																																																																																																																																																																																																																																																																																																																																																																																																																																																																																																																																																																																																						
Erik Gustafsson	2	1	0	1	-2	0	Michael Haley	2	0	1	1	1	0																																																																																																																																																																																																																																																																																																																																																																																																																																																																																																																																																																																																																																																																																																																																																																																																																																																																																																						
Gustav Forsling	2	0	2	2	0	0	Mike Hoffman	2	2	1	3	2	0																																																																																																																																																																																																																																																																																																																																																																																																																																																																																																																																																																																																																																																																																																																																																																																																																																																																																																						
Henri Jokiharju	1	0	0	0	-2	0	Mike Matheson	2	0	1	1	-1	0																																																																																																																																																																																																																																																																																																																																																																																																																																																																																																																																																																																																																																																																																																																																																																																																																																																																																																						
Jacob Nilsson	1	0	0	0	-1	0	Nick Bjugstad	1	0	1	1	-1	0																																																																																																																																																																																																																																																																																																																																																																																																																																																																																																																																																																																																																																																																																																																																																																																																																																																																																																						
John Hayden	1	0	0	0	-1	0	Troy Brouwer	2	0	0	0	0	7																																																																																																																																																																																																																																																																																																																																																																																																																																																																																																																																																																																																																																																																																																																																																																																																																																																																																																						
Jonathan Toews	2	0	1	1	-3	2																																																																																																																																																																																																																																																																																																																																																																																																																																																																																																																																																																																																																																																																																																																																																																																																																																																																																																													
Marcus Kruger	1	0	0	0	0	0																																																																																																																																																																																																																																																																																																																																																																																																																																																																																																																																																																																																																																																																																																																																																																																																																																																																																																													
Nick Schmaltz	1	0	1	1	1	0																																																																																																																																																																																																																																																																																																																																																																																																																																																																																																																																																																																																																																																																																																																																																																																																																																																																																																													
Patrick Kane	2	1	2	3	-1	4																																																																																																																																																																																																																																																																																																																																																																																																																																																																																																																																																																																																																																																																																																																																																																																																																																																																																																													
																																																																																																																																																																																																																																																																																																																																																																																																																																																																																																																																																																																																																																																																																																																																																																																																																																																																																																																			</

LOS ANGELES KINGS



TODD MCLELLAN



ANZE KOPITAR



CLUB INFORMATION

Founded: 1967-68
 Home Arena: STAPLES Center (18,230)
 Front Office Address: 555 N. Nash St., El Segundo, CA 90245
 Phone: 310-535-4500
 Website: nhl.com/kings
 Stanley Cups: 2012, 2014
 Vice President/General Manager: Rob Blake
 Head Coach: Todd McLellan
 Assistant Coaches: Marco Sturm, Trent Yawney
 Goaltending Coach: Bill Ranford
 Senior Vice President, Communications/Broadcasting: Michael Altieri
 Senior Director, Communications and Heritage: Jeff Moeller
 Director, Communications and Media Services: Mike Kalinowski
 Manager, Communications and Media Services: Eddie Fischermann
 2019 record: 31-42-9 (71 points), 8th Pacific Division
 2019 playoffs: DND

BROADCAST TEAMS

Television play-by-play: Alex Faust
 Television color analyst: Jim Fox
 Radio play-by-play: Nick Nickson
 Radio color analyst: Daryl Evans

2019-20 MEETINGS

Sunday, Oct. 27 in Chicago
 Saturday, Nov. 2 at Los Angeles
 Sunday, March 29 in Chicago

ALL-TIME FRANCHISE RECORDS

SEASON-BY-SEASON RECORD (SINCE 1975)

	GP	W	L	T	OTL		GP	W	L	T	OTL
1967-68	4	2	1	1	-	1993-94	4	2	1	1	-
1968-69	6	5	1	0	-	1994-95	4	3	1	0	-
1969-70	6	5	1	0	-	1995-96	4	2	2	0	-
1970-71	6	4	2	0	-	1996-97	4	3	1	0	-
1971-72	6	5	1	0	-	1997-98	4	0	4	0	-
1972-73	5	2	3	0	-	1998-99	4	0	4	0	-
1973-74	6	3	1	2	-	1999-2000	4	1	3	0	0
1974-75	4	2	2	0	-	2000-01	4	1	0	3	0
1975-76	4	2	2	0	-	2001-02	4	2	2	0	0
1976-77	4	2	2	0	-	2002-03	4	3	1	0	0
1977-78	4	2	2	0	-	2003-04	4	1	3	0	0
1978-79	4	1	3	0	-	2004-05	- SEASON CANCELED -				
1979-80	4	0	3	1	-	2005-06	4	1	2	0	1
1980-81	4	0	2	2	-	2006-07	4	3	1	0	0
1981-82	3	3	0	0	-	2007-08	4	2	1	0	1
1982-83	3	2	0	1	-	2008-09	4	2	2	0	0
1983-84	3	0	3	0	-	2009-10	4	3	0	0	1
1984-85	3	2	0	1	-	2010-11	4	4	0	0	0
1985-86	3	1	0	2	-	2011-12	4	1	2	0	1
1986-87	3	1	1	1	-	2012-13	3	2	1	0	0
1987-88	3	1	2	0	-	2013-14	3	3	0	0	0
1988-89	3	0	3	0	-	2014-15	3	2	1	0	0
1989-90	3	2	1	0	-	2015-16	3	1	1	0	1
1990-91	3	1	2	0	-	2016-17	3	1	0	0	2
1991-92	3	1	1	1	-	2017-18	3	1	2	0	0
1992-93	5	1	3	1	-	2018-19	3	0	1	0	2
						TOTALS	198	94	78	17	9

HOME/AWAY SPLITS

LIFETIME	GP	W	L	T	OTL	GF	GA	PTS
Home	100	50	38	9	3	326	271	112
Road	98	44	40	8	6	314	322	102
TOTALS	198	94	78	17	9	640	593	214

THE LAST TIME THE BLACKHAWKS...

Last Win: March 3, 2018 (5-3 at Los Angeles)
 Last Home Win: Oct. 30, 2016 (3-0)
 Last Road Win: March 3, 2018 (5-3)
 Last Loss: March 30, 2019 (3-2 OT at Los Angeles)
 Last Home Loss: Nov. 16, 2018 (2-1 SO)
 Last Road Loss: March 30, 2019 (3-2 OT)
 Last Tie: March 10, 2001 (2-2 at Los Angeles)
 Last Shutout Win: Oct. 30, 2016 (3-0 in Chicago)
 Last Shutout Loss: March 14, 2016 (5-0 in Chicago)

2018-19 REGULAR-SEASON SERIES RECAP

2018-19 Blackhawks record: 0-0-1 at United Center; 0-1-1 at Los Angeles

DATE	TEAM	SCORING BY PERIOD					SHOTS BY PERIOD					TOT	PP	PIM	GWG	GOALIE (SAVES-SHOTS)		ATTN.
		1	2	3	OT	F	1	2	3	OT								
11/16	LAK	0	1	0	0	2	10	12	10	0	32	0-1 (0.0)	3-6		I. Kovalchuk (50)	Petersen (34-35)		21,227
	CHI	0	0	1	0	1	8	12	14	1	35	0-3 (0.0)	1-2			Crawford (31-32)		
03/02	CHI	1	2	0	-	3	15	7	10	-	32	0-2 (0.0)	3-6		A. Kempe	Quick (30-32)		18,230
	LAK	3	1	2	-	6	11	6	8	-	25	2-2 (100.0)	3-6			Crawford (19-25)		
03/30	CHI	0	1	1	0	2	9	14	10	2	35	0-3 (0.0)	3-6			Crawford (26-29)		18,230
	LAK	0	1	1	1	3	14	6	6	3	29	1-3 (33.3)	3-6		D. Doughty (OT)	Campbell (33-35)		
TOTALS		SCORING BY PERIOD					SHOTS BY PERIOD					TOT	PP	PIM		GOALIE (SAVES-SHOTS)		
	LAK	3	3	3	1	10	35	24	24	3	86	3-6 (50.0)	9-18			Petersen (34-35), Quick (30-32), Campbell (33-35)		
	CHI	1	3	2	0	6	32	33	34	3	102	0-8 (0.0)	7-14			Crawford (76-86)		

2018-19 REGULAR-SEASON STATISTICS

BLACKHAWKS	GP	G	A	PTS	+/-	PIM	KINGS	GP	G	A	PTS	+/-	PIM		
Alex DeBrincat	3	1	0	1	-3	0	Adrian Kempe	3	1	1	2	0	2		
Andreas Martinsen	1	0	0	0	0	0	Alec Martinez	2	0	0	0	0	0		
Artem Anisimov	3	0	1	1	1	0	Alex Iafallo	3	0	0	0	-2	0		
Brandon Manning	1	0	0	0	0	0	Anze Kopitar	3	0	2	2	-1	0		
Brandon Saad	3	1	0	1	-2	0	Austin Wagner	2	1	0	1	1	0		
Brendan Perlini	1	2	0	2	2	0	Brendan Leipsic	1	1	1	2	2	0		
Brent Seabrook	3	0	0	0	-1	2	Carl Grundstrom	1	0	0	0	-1	0		
Carl Dahlstrom	1	0	0	0	-1	0	Carl Hagelin	1	0	0	0	0	0		
Chris Kunitz	3	0	1	1	2	0	Derek Forbort	3	0	0	0	0	0		
Connor Murphy	2	1	0	1	0	0	Dion Phaneuf	2	0	0	0	0	0		
David Kampf	2	0	0	0	-1	0	Drew Doughty	3	1	1	2	1	2		
Dominik Kahun	3	0	0	0	-1	0	Dustin Brown	3	2	0	2	-1	2		
Drake Gaggiula	1	0	0	0	0	0	Ilya Kovalchuk	2	1	1	2	2	0		
Duncan Keith	3	0	1	1	-2	0	Jake Muzzin	1	0	0	0	0	0		
Dylan Sikura	2	0	0	0	0	0	Jeff Carter	3	0	3	3	2	2		
Dylan Strome	2	0	1	1	-1	2	Jonny Brodzinski	2	0	1	1	1	0		
Erik Gustafsson	3	1	0	1	0	0	Kurtis MacDermid	2	0	0	0	0	0		
Gustav Forsling	3	0	1	1	1	0	Kyle Clifford	3	0	1	1	0	2		
Henri Jokiharju	1	0	0	0	1	0	Matt Luff	1	0	0	0	0	0		
John Hayden	2	0	1	1	1	0	Matt Roy	2	0	1	1	1	0		
Jonathan Toews	3	0	1	1	-2	4	Michael Amadio	2	1	0	1	0	2		
Marcus Kruger	3	0	1	1	2	4	Nate Thompson	1	0	0	0	0	0		
Nick Schmaltz	1	0	0	0	0	0	Oscar Fantenberg	1	0	0	0	1	0		
Patrick Kane	3	0	1	1	-1	0	Paul LaDue	1	0	0	0	0	0		
Slater Koekoek	1	0	1	1	0	0	Sean Walker	1	1	0	1	-1	0		
							Trevor Lewis	2	0	1	1	0	2		
							Tyler Toffoli	3	1	1	2	0	4		
GOALTENDER							GOALTENDER								
Corey Crawford	3	MIN	GA	SA	SV	AVG	W-L-OTL	Cal Petersen	1	65	1	35	34	0.92	1-0-0
								Jack Campbell	1	64.8	2	35	33	1.85	1-0-0
								Jonathan Quick	1	60	3	32	29	3	1-0-0

LEADERSHIP

PLAYERS

2018-19

OPPONENTS

TRADITION

RECORDS

PLAYOFFS

HISTORY

MINORS

MEDIA

MINNESOTA WILD



BRUCE BOUDREAU



MIKKO KOIVU



CLUB INFORMATION

Founded: 2000-01
 Home Arena: Xcel Energy Center (17,954)
 Front Office Address: 317 Washington St., St. Paul, MN 55102
 Phone: 651-602-6000
 Fax: 651-293-9574
 Website: nhl.com/wild
 Stanley Cups: none
 General Manager: Bill Guerin
 Head Coach: Bruce Boudreau
 Assistant Coaches: Dean Evason, Bob Woods, Darby Hendrickson
 Goaltending Coach: Bob Mason
 Director, Media Relations: Aaron Sickman
 Communications Coordinator: Megan Kogut
 2018-19 record: 37-36-9 (83 points), 7th Central Division
 2019 playoffs: DNG

BROADCAST TEAMS

Television play-by-play: Anthony LaPanta
 Television color analysts: Mike Greenlay, Wes Walz
 Radio play-by-play: Bob Kurtz
 Radio color analyst: Tom Reid

2019-20 MEETINGS

Monday, Dec. 15 in Chicago
 Tuesday, Feb. 4 at Minnesota
 Tuesday, March 17 at Minnesota
 Thursday, March 19 in Chicago

ALL-TIME FRANCHISE RECORDS

SEASON-BY-SEASON RECORD

	GP	W	L	T	OTL		GP	W	L	T	OTL
2000-01	4	1	3	0	0	2010-11	4	3	1	0	0
2001-02	4	3	1	0	0	2011-12	4	2	0	0	2
2002-03	4	0	2	1	1	2012-13	3	2	0	0	1
2003-04	4	1	3	0	0	2013-14	5	2	3	0	0
2004-05	- SEASON CANCELED -					2014-15	5	3	2	0	0
2005-06	4	1	3	0	0	2015-16	5	0	4	0	1
2006-07	4	0	1	0	3	2016-17	4	3	1	0	0
2007-08	4	2	2	0	0	2017-18	5	2	3	0	0
2008-09	4	1	3	0	0	2018-19	4	3	0	0	1
2009-10	4	3	0	0	1	TOTALS	75	32	32	1	10

HOME/AWAY SPLITS

LIFETIME	GP	W	L	T	OTL	GF	GA	PTS
Home	37	17	16	1	3	98	96	38
Road	38	15	16	0	7	97	105	37
TOTALS	75	32	32	1	10	195	201	75

THE LAST TIME THE BLACKHAWKS...

Last Win: Feb. 2, 2019 (4-3 OT at Minnesota)
 Last Home Win: Dec. 27, 2018 (5-2)
 Last Road Win: Feb. 2, 2019 (4-3 OT)
 Last Loss: Nov. 10, 2018 (4-3 OT at Minnesota)
 Last Home Loss: Jan. 10, 2018 (2-1)
 Last Road Loss: Nov. 10, 2018 (4-3 OT)
 Last Tie: Dec. 26, 2003 (2-2 in Chicago)
 Last Shutout Win: Nov. 4, 2017 (2-0 in Chicago)
 Last Shutout Loss: Feb. 10, 2018 (3-0 at Minnesota)

MONTREAL CANADIENS



CLAUDE JULIEN



SHEA WEBER



CLUB INFORMATION

Founded:1909-10 (NHA), 1917-18 (NHL)
 Home Arena:Bell Centre (21,289)
 Front Office Address:1909 avenue des Canadiens-de-Montréal, Montreal, QC H3B 5E8
 Phone:514-932-2582
 Fax:514-932-8285
 Website:nhl.com/canadiens
 Stanley Cups:1916, '24, '30, '31, '44, '46, '53, '56, '57, '58, '59, '60, '65, '66, '68, '69, '71, '73, '76, '77, '78, '79, '86, '93
 Executive VP/General Manager:Marc Bergevin
 Head Coach:Claude Julien
 Associate Coach:Kirk Muller
 Assistant Coaches:Dominique Ducharme, Luke Richardson
 Goaltending Coach:Stéphane Waite
 Executive Director, Media Relations:Dominick Saillant
 Manager, Communications:François Marchand
 2018-19 record:44-30-8 (96 points), 4th Atlantic Division
 2019 playoffs:DNQ

BROADCAST TEAMS

Television play-by-play:Bryan Mudryk, Pierre Houde (French), Félix Séguin (French)
 Television color analyst:Jason York, Marc Denis (French), Patrick Lalime (French)
 Radio play-by-play:Martin McGuire (French), Dan Robertson
 Radio color analyst:Danny Dube (French), Sergio Momesso
 Radio play-by-play:Dan Robertson, Martin McGuire (French)
 Radio color analyst:Sergio Momesso, Bobby Dollas, Dany Dubé (French)

2019-20 MEETINGS

Wednesday, Jan. 15at Montreal
 Tuesday, March 31in Chicago

ALL-TIME FRANCHISE RECORDS

SEASON-BY-SEASON RECORD

	GP	W	L	T	OTL		GP	W	L	T	OTL
1926-27	4	2	2	0	-	1960-61	14	5	5	4	-
1927-28	4	0	4	0	-	1961-62	14	3	9	2	-
1928-29	4	0	4	0	-	1962-63	14	3	4	7	-
1929-30	4	0	3	1	-	1963-64	14	6	5	3	-
1930-31	4	1	2	1	-	1964-65	14	5	6	3	-
1931-32	6	1	4	1	-	1965-66	14	4	8	2	-
1932-33	6	3	3	0	-	1966-67	14	5	2	7	-
1933-34	6	3	2	1	-	1967-68	10	2	6	2	-
1934-35	6	4	1	1	-	1968-69	8	1	7	0	-
1935-36	6	2	1	3	-	1969-70	8	4	4	0	-
1936-37	6	2	4	0	-	1970-71	6	3	3	0	-
1937-38	6	1	3	2	-	1971-72	6	1	2	3	-
1938-39	8	4	4	0	-	1972-73	5	3	2	0	-
1939-40	8	5	2	1	-	1973-74	5	2	2	1	-
1940-41	8	3	4	1	-	1974-75	4	0	3	1	-
1941-42	8	4	3	1	-	1975-76	4	1	2	1	-
1942-43	10	1	4	5	-	1976-77	4	0	3	1	-
1943-44	10	0	8	2	-	1977-78	4	0	3	1	-
1944-45	10	1	7	2	-	1978-79	4	2	2	0	-
1945-46	10	4	5	1	-	1979-80	4	2	2	0	-
1946-47	12	3	8	1	-	1980-81	4	2	2	0	-
1947-48	12	4	7	1	-	1981-82	3	0	2	1	-
1948-49	12	3	7	2	-	1982-83	3	3	0	0	-
1949-50	14	4	8	2	-	1983-84	3	0	2	1	-
1950-51	14	4	8	2	-	1984-85	3	2	1	0	-
1951-52	14	1	10	3	-	1985-86	3	0	2	1	-
1952-53	14	3	7	4	-	1986-87	3	0	2	1	-
1953-54	14	3	9	2	-	1987-88	3	0	2	1	-
1954-55	14	0	11	3	-	1988-89	3	0	1	2	-
1955-56	14	1	12	1	-	1989-90	3	2	1	0	-
1956-57	14	3	8	3	-	1990-91	3	2	1	0	-
1957-58	14	3	10	1	-	1991-92	2	1	1	0	-
1958-59	14	1	8	5	-	1992-93	2	1	1	0	-
1959-60	14	3	7	4	-	1993-94	2	0	1	1	-

	GP	W	L	T	OTL		GP	W	L	T	OTL
1994-95	-	DID NOT PLAY	-	-	-	2007-08	1	0	0	0	1
1995-96	2	0	2	0	-	2008-09	1	0	1	0	0
1996-97	2	0	2	0	-	2009-10	1	1	0	0	0
1997-98	2	1	1	0	-	2010-11	1	0	0	0	1
1998-99	2	2	0	0	-	2011-12	1	1	0	0	0
1999-2000	2	1	1	0	0	2012-13	-	DID NOT PLAY	-	-	-
2000-01	1	0	0	0	1	2013-14	2	1	0	0	1
2001-02	2	1	1	0	0	2014-15	2	2	0	0	0
2002-03	1	0	1	0	0	2015-16	2	2	0	0	0
2003-04	1	0	1	0	0	2016-17	2	2	0	0	0
2004-05	-	SEASON CANCELED	-	-	-	2017-18	2	1	1	0	0
2005-06	-	DID NOT PLAY	-	-	-	2018-19	2	1	1	0	0
2006-07	1	1	0	0	0	TOTALS	567	159	301	103	4

HOME/AWAY SPLITS

LIFETIME	GP	W	L	T	OTL	GF	GA	PTS
Home	282	100	127	55	0	758	779	255
Road	285	59	174	48	4	675	1,083	168
TOTALS	567	159	301	103	4	1,433	1,862	423

THE LAST TIME THE BLACKHAWKS...

Last Win:March 16, 2019 (2-0 at Montreal)
 Last Home Win:Nov. 13, 2016 (3-2)
 Last Road Win:March 16, 2019 (2-0)
 Last Loss:Dec. 9, 2018 (3-2 in Chicago)
 Last Home Loss:Dec. 9, 2018 (3-2)
 Last Road Loss:Jan. 11, 2014 (2-1 OT)
 Last Tie:March 24, 1994 (5-5 in Chicago)
 Last Shutout Win:March 16, 2019 (2-0 at Montreal)
 Last Shutout Loss:Nov. 5, 2017 (2-0 in Chicago)

2018-19 REGULAR-SEASON SERIES RECAP

2018-19 Blackhawks record: 0-1-0 at United Center; 1-0-0 at Montreal

DATE	TEAM	SCORING BY PERIOD					SHOTS BY PERIOD					PP	PIM	GWG	GOALIE (SAVES-SHOTS)	ATTN.
		1	2	3	OT	F	1	2	3	OT	TOT					
12/09	MTL	2	0	1	-	3	7	8	13	-	28	0-4 (0.0)	7-16	T. Tatar	Price (37-39)	
	CHI	1	1	0	-	2	10	12	17	-	39	1-8 (12.5)	4-8		Crawford (25-28)	21,057
03/16	CHI	0	1	1	-	2	11	8	5	-	24	0-2 (0.0)	4-8	C. Murphy	Crawford (48-48)	
	MTL	0	0	0	-	0	13	17	18	-	48	0-4 (0.0)	2-4		Price (22-24)	21,302
TOTALS		SCORING BY PERIOD					SHOTS BY PERIOD					PP	PIM	GOALIE (SAVES-SHOTS)		
		1	2	3	OT	TOT	1	2	3	OT	TOT					
		2	0	1	-	3	20	25	31	-	76	0-8 (0.0)	9-20	Price (59-63)		
		1	2	1	-	5	21	20	22	-	63	1-10 (10.0)	8-16	Crawford (73-76)		

2018-19 REGULAR-SEASON STATISTICS

BLACKHAWKS	GP	G	A	PTS	+/-	PIM	CANADIENS	GP	G	A	PTS	+/-	PIM
Alex DeBrincat	2	0	3	3	2	0	Andrew Shaw	2	0	1	1	1	0
Alexandre Fortin	1	0	0	0	-1	0	Artturi Lehkonen	2	0	0	0	0	2
Andreas Martinson	1	0	0	0	-2	0	Brendan Gallagher	2	0	0	0	0	2
Artem Anisimov	2	0	0	0	0	0	Brett Kulak	2	0	0	0	-1	0
Brandon Manning	1	0	0	0	-1	0	Christian Folin	1	0	0	0	-1	0
Brandon Saad	2	0	0	0	0	2	David Schlemko	1	0	0	0	0	0
Brendan Perlini	1	1	0	1	1	0	Jeff Petry	2	0	1	1	0	0
Brent Seabrook	2	0	1	1	-1	0	Jesperi Kotkanieni	2	0	1	1	0	0
Chris Kunitz	1	0	0	0	0	0	Joel Armia	1	0	0	0	-1	0
Connor Murphy	2	1	0	1	2	2	Jonathan Drouin	2	0	0	0	-1	0
David Kampf	2	0	0	0	0	0	Jordan Weal	1	0	0	0	-1	0
Dominik Kahun	2	0	1	1	0	2	Jordie Benn	2	0	0	0	0	4
Duncan Keith	2	0	0	0	-2	0	Kenny Agostino	1	0	1	1	1	0
Dylan Sikura	1	0	0	0	0	0	Max Domi	2	1	0	1	-1	2
Dylan Strome	2	0	1	1	1	0	Michael Chaput	1	0	1	1	1	0
Erik Gustafsson	2	0	1	1	1	2	Mike Reilly	1	0	1	1	1	0
Gustav Forsling	1	0	0	0	0	0	Nate Thompson	1	0	0	0	0	0
Henri Jokiharju	1	0	0	0	-1	0	Nicolas Deslauriers	1	0	0	0	1	0
John Hayden	1	0	0	0	-1	2	Paul Byron	2	0	0	0	-1	2
Jonathan Toews	2	0	0	0	0	4	Phillip Danault	2	0	0	0	0	0
Marcus Kruger	2	0	0	0	0	2	Shea Weber	2	1	0	1	1	2
Patrick Kane	2	2	0	2	0	0	Tomas Tatar	2	1	0	1	1	6
Slater Koekoek	1	0	1	1	2	0	Victor Mete	1	0	0	0	0	0

GOALTENDER	GP	MIN	GA	SA	SV	AVG	W-L-OTL	GOALTENDER	GP	MIN	GA	SA	SV	AVG	W-L-OTL
Corey Crawford	2	119	3	76	73	1.51	1-1-0	Carey Price	2	117.8	4	63	59	2.04	1-1-0

LEADERSHIP

PLAYERS

2018-19

OPPONENTS

TRADITION

RECORDS

PLAYOFFS

HISTORY

MINORS

MEDIA

NASHVILLE PREDATORS



PETER LAVIOLETTE



ROMAN JOSI



CLUB INFORMATION

Founded: 1998-99
 Home Arena: Bridgestone Arena (17,113)
 Front Office Address: 501 Broadway, Nashville, TN 37205
 Phone: 615-770-2500
 Fax: 615-770-2295
 Website: nhl.com/predators
 Stanley Cups: none
 President, Hockey Operations/General Manager: David Poile
 Head Coach: Peter Laviolette
 Associate Coach: Kevin McCarthy
 Assistant Coach: Dan Muse, Dan Lambert
 Goaltending Coach: Ben Vanderklok
 Vice President, Marketing & Communications: Danny Shaklan
 Director, Communications: Kevin Wilson
 2018-19 record: 47-29-6 (100 points), 1st Central Division
 2019 playoffs: Western Conference First Round (def. by Dallas 4-2)

BROADCAST TEAMS

Television play-by-play: Willy Daunic
 Television color analyst: Chris Mason
 Radio play-by-play: Pete Weber
 Radio color analyst: Hal Gill

2019-20 MEETINGS

Tuesday, Oct. 29 at Nashville
 Saturday, Nov. 16 at Nashville
 Thursday, Jan. 9 in Chicago
 Friday, Feb. 21 in Chicago
 Sunday, March 22 in Chicago

ALL-TIME FRANCHISE RECORDS

SEASON-BY-SEASON RECORD

	GP	W	L	T	OTL		GP	W	L	T	OTL
1998-99	6	4	1	1	-	2009-10	6	4	2	0	0
1999-2000	6	1	4	1	0	2010-11	6	3	1	0	2
2000-01	5	3	1	0	1	2011-12	6	2	4	0	0
2001-02	5	2	3	0	0	2012-13	5	5	0	0	0
2002-03	5	3	0	1	1	2013-14	5	1	4	0	0
2003-04	6	3	2	1	0	2014-15	4	3	1	0	0
2004-05	-	-	-	-	-	2015-16	5	3	2	0	0
2005-06	8	2	5	0	1	2016-17	5	4	1	0	0
2006-07	8	4	4	0	0	2017-18	4	2	2	0	0
2007-08	8	5	1	0	2	2018-19	4	1	2	0	1
2008-09	6	3	2	0	1	TOTALS	113	58	42	4	9

HOME/AWAY SPLITS

LIFETIME	GP	W	L	T	OTL	GF	GA	PTS
Home	57	34	19	1	3	162	147	72
Road	56	24	23	3	6	154	170	57
TOTALS	113	58	42	4	9	316	317	129

THE LAST TIME THE BLACKHAWKS...

Last Win: Dec. 18, 2018 (2-1 in Chicago)
 Last Home Win: Dec. 18, 2018 (2-1)
 Last Road Win: Jan. 30, 2018 (2-1)
 Last Loss: April 6, 2019 (5-2 at Nashville)
 Last Home Loss: Jan. 9, 2019 (4-3 OT)
 Last Road Loss: April 6, 2019 (5-2)
 Last Tie: March 1, 2004 (2-2 at Nashville)
 Last Shutout Win: April 6, 2013 (1-0 at Nashville)
 Last Shutout Loss: March 23, 2014 (2-0 in Chicago)

2018-19 REGULAR-SEASON SERIES RECAP

2018-19 Blackhawks record: 1-0-1 at United Center; 0-2-0 at Nashville

DATE	TEAM	SCORING BY PERIOD					SHOTS BY PERIOD					PP	PIM	GWG	GOALIE (SAVES-SHOTS)	ATTN.
		1	2	3	OT	F	1	2	3	OT	TOT					
12/01	CHI	1	1	0	-	2	5	11	5	-	21	0-1 (0.0)	7-36	R. Johansen	Ward (25-29)	17,548
	NSH	4	0	1	-	5	13	10	7	-	30	1-3 (33.3)	3-9		Rinne (19-21)	
12/18	NSH	1	0	0	-	1	11	7	13	-	31	0-2 (0.0)	3-6	E. Gustafsson	Rinne (34-36)	21,223
	CHI	0	2	0	-	2	12	16	8	-	36	1-3 (33.3)	2-4		Ward (30-31)	
01/09	NSH	2	1	0	1	4	17	11	8	1	37	1-4 (25.0)	4-8	F. Forsberg (OT)	Rinne (28-31)	21,255
	CHI	1	1	1	0	3	13	11	7	0	31	1-2 (50.0)	3-8		Delia (33-37)	
04/06	CHI	2	0	0	-	2	8	12	13	-	33	0-2 (0.0)	3-6	V. Arvidsson	Ward (45-49)	17,694
	NSH	0	2	3	-	5	14	22	14	-	50	1-3 (33.3)	2-4		Rinne (31-33)	
TOTALS		SCORING BY PERIOD					SHOTS BY PERIOD					PP	PIM	GOALIE (SAVES-SHOTS)		
	TEAM	1	2	3	OT	TOT	1	2	3	OT	TOT					
	NSH	7	3	4	1	15	55	50	42	1	148	3-12 (25.0)	12-27		Rinne (112-121)	
	CHI	4	4	1	0	9	38	50	33	0	121	2-8 (25.0)	15-54		Ward (100-109), Delia (33-37)	

2018-19 REGULAR-SEASON STATISTICS

BLACKHAWKS	GP	G	A	PTS	+/-	PIM	PREDATORS	GP	G	A	PTS	+/-	PIM
Alex DeBrincat	4	1	1	2	-4	5	Anthony Bitetto	1	0	0	0	0	0
Andreas Martinsen	1	0	0	0	0	2	Anthony Richard	1	0	0	0	-1	0
Artem Anisimov	4	2	0	2	-1	0	Austin Watson	4	1	1	2	1	2
Brandon Davidson	1	0	0	0	0	0	Brian Boyle	1	0	0	0	0	0
Brandon Manning	1	0	1	1	0	0	Calle Jankrok	4	0	1	1	0	0
Brandon Saad	4	1	0	1	-2	0	Colton Sissons	4	2	0	2	3	0
Brendan Perlini	4	1	0	1	-2	4	Craig Smith	4	1	2	3	0	0
Brent Seabrook	3	0	1	1	1	0	Dan Hamhuis	4	0	2	2	2	4
Carl Dahlstrom	2	0	1	1	-1	0	Dante Fabbro	1	1	0	1	0	0
Chris Kunitz	1	0	0	0	0	0	Eeli Tolvanen	1	1	1	2	1	0
Connor Murphy	3	0	0	0	-1	2	Filip Forsberg	2	3	1	4	2	0
David Kampf	3	0	0	0	-2	2	Frederick Gaudreau	3	0	0	0	-1	0
Dominik Kuban	4	0	0	0	1	0	Kevin Fiala	3	2	2	4	3	2
Drake Caggiula	2	1	0	1	0	0	Kyle Turris	2	0	0	0	-1	2
Duncan Keith	4	0	1	1	-3	29	Matt Irwin	2	0	1	1	0	9
Dylan Sikura	1	0	0	0	0	0	Mattias Ekholm	4	0	4	4	7	0
Dylan Strome	4	0	1	1	-3	0	Miikka Salomaki	2	0	0	0	1	0
Erik Gustafsson	4	1	2	3	-5	0	Mikael Granlund	1	0	1	1	0	0
Gustav Forsling	3	1	0	1	-1	2	Nick Bonino	3	1	1	2	1	0
Henri Jokiharju	2	0	0	0	0	0	P.K. Subban	2	0	2	2	2	0
John Hayden	4	0	0	0	0	2	Rocco Grimaldi	2	0	0	0	0	2
Jonathan Toews	4	1	1	2	-2	2	Roman Josi	4	0	1	1	-1	0
Marcus Kruger	4	0	1	1	1	0	Ryan Ellis	4	0	1	1	-2	2
Patrick Kane	4	0	5	5	-4	0	Ryan Hartman	3	0	0	0	3	0
Slater Koekkoek	1	0	0	0	1	0	Ryan Johansen	4	1	4	5	2	0
							Viktor Arvidsson	2	2	0	2	1	0
							Wayne Simmonds	1	0	1	1	1	0
							Yannick Weber	2	0	0	0	0	0
							Zac Rinaldo	1	0	0	0	-1	0

GOALTENDER	GP	MIN	GA	SA	SV	AVG	W-L-OTL	GOALTENDER	GP	MIN	GA	SA	SV	AVG	W-L-OTL
Cam Ward	3	180	9	109	100	3.01	1-2-0	Pekka Rinne	4	237.5	9	121	112	2.27	3-1-0
Collin Delia	1	61	4	37	33	3.93	0-0-1								

LEADERSHIP
PLAYERS
2018-19
OPPONENTS
TRADITION
RECORDS
PLAYOFFS
HISTORY
MINORS
MEDIA

NEW JERSEY DEVILS



JOHN HYNES



ANDY GREENE



CLUB INFORMATION

Founded: 1974-75 (Kansas City), 1976-77 (Colorado), 1982-83 (New Jersey)
 Home Arena: Prudential Center (16,514)
 Front Office Address: 25 Lafayette St., Newark, NJ 07102
 Phone: 973-757-6100
 Fax: 973-757-6399
 Website: nhl.com/devils
 Stanley Cups: 1995, 2000, '03
 Executive Vice President/General Manager: Ray Shero
 Head Coach: John Hynes
 Assistant Coaches: Rick Kowalski, Mike Grier, Alain Nasreddine
 Goaltending Coach: Roland Melanson
 Vice President, Hockey Communications and Team Operations: Pete Albiezt
 2018-19 record: 31-41-10 (72 points), 8th Metropolitan Division
 2019 playoffs: DND

BROADCAST TEAMS

Television play-by-play: Steve Cangialosi
 Television color analyst: Ken Daneyko
 Radio play-by-play: Matt Loughlin
 Radio color analyst: Glenn "Chico" Resch

2019-20 MEETINGS

Friday, Dec. 6 at New Jersey
 Monday, Dec. 23 in Chicago

ALL-TIME FRANCHISE RECORDS INCLUDES TOTALS FROM KANSAS CITY SCOUTS (1974-76) AND COLORADO ROCKIES (1976-82)

SEASON-BY-SEASON RECORD (SINCE 1975)

	GP	W	L	T	OTL		GP	W	L	T	OTL
1974-75	6	4	1	1	-	1997-98	2	1	0	1	-
1975-76	6	5	0	1	-	1998-99	2	1	0	1	-
1976-77	6	2	2	2	-	1999-2000	2	0	2	0	0
1977-78	6	1	1	4	-	2000-01	1	0	1	0	0
1978-79	8	5	2	1	-	2001-02	2	0	2	0	0
1979-80	4	3	0	1	-	2002-03	1	0	1	0	0
1980-81	4	2	2	0	-	2003-04	2	0	1	1	0
1981-82	3	1	2	0	-	2004-05	-	SEASON CANCELED	-	-	-
1982-83	3	3	0	0	-	2005-06	1	0	0	0	1
1983-84	3	1	2	0	-	2006-07	1	0	0	0	1
1984-85	3	3	0	0	-	2007-08	-	DID NOT PLAY	-	-	-
1985-86	3	1	2	0	-	2008-09	2	1	1	0	0
1986-87	3	2	1	0	-	2009-10	2	2	0	0	0
1987-88	3	0	3	0	-	2010-11	1	0	1	0	0
1988-89	3	1	2	0	-	2011-12	1	0	0	0	1
1989-90	3	1	2	0	-	2012-13	-	DID NOT PLAY	-	-	-
1990-91	3	1	0	2	-	2013-14	2	2	0	0	0
1991-92	3	0	1	2	-	2014-15	2	2	0	0	0
1992-93	2	0	1	1	-	2015-16	2	0	2	0	0
1993-94	2	0	0	2	-	2016-17	2	2	0	0	0
1994-95	-	DID NOT PLAY	-	-	-	2017-18	2	0	2	0	0
1995-96	2	2	0	0	-	2018-19	2	1	1	0	0
1996-97	2	0	1	1	-	TOTALS	113	50	39	21	3

HOME/AWAY SPLITS

LIFETIME	GP	W	L	T	OTL	GF	GA	PTS
Home	56	30	15	10	1	208	155	71
Road	57	20	24	11	2	163	176	53
TOTALS	113	50	39	21	3	371	331	124

THE LAST TIME THE BLACKHAWKS...

Last Win: Feb. 14, 2019 (5-2 in Chicago)
 Last Home Win: Feb. 14, 2019 (5-2)
 Last Road Win: Oct. 28, 2016 (3-2 OT)
 Last Loss: Jan. 14, 2019 (5-2 at New Jersey)
 Last Home Loss: Nov. 12, 2017 (7-5)
 Last Road Loss: Jan. 14, 2019 (5-2)
 Last Tie: Dec. 21, 2003 (2-2 in Chicago)
 Last Shutout Win: Dec. 31, 1995 (5-0 in Chicago)
 Last Shutout Loss: Dec. 9, 1999 (4-0 in Chicago)

NEW YORK ISLANDERS



BARRY TROTZ



ANDERS LEE



CLUB INFORMATION

Founded: 1972-73
 Home Arena: Barclays Center (15,795) / Nassau Coliseum (14,500)
 Front Office Address: 200 Merrick Ave., East Meadow, NY 11554
 Phone: 516-501-6700
 Fax: 516-501-6746
 Website: islanders.nhl.com
 Stanley Cups: 1980, '81, '82, '83
 President of Hockey Operations/General Manager: Lou Lamoriello
 Assistant General Managers: Chris Lamoriello, Steve Pellegrini
 Head Coach: Barry Trotz
 Associate Coach: Lane Lambert
 Assistant Coaches: Scott Gomez, John Gruden, Jim Hiller
 Goaltending Coach: Piero Greco
 Executive Director, Communications: Kimber Auerbach
 Director, Team Services/Communications: Jesse Eisenberg
 Coordinator, Communications: Kelly Keogh
 2018-19 record: 48-27-7 (103 points), 2nd Metropolitan Division
 2019 playoffs: Eastern Conference Second Round (def. by Carolina 4-0)

BROADCAST TEAMS

Television play-by-play: Brendan Burke
 Television color analyst: Butch Goring
 Radio play-by-play: Chris King
 Radio color analyst: Greg Pickler

2019-20 MEETINGS

Friday, Dec. 27 in Chicago
 Thursday, April 2 at New York (Nassau Coliseum)

ALL-TIME FRANCHISE RECORDS

SEASON-BY-SEASON RECORD (SINCE 1975)

	GP	W	L	T	OTL		GP	W	L	T	OTL
1972-73	5	4	0	1	-	1996-97	2	1	1	0	-
1973-74	5	2	1	2	-	1997-98	2	2	0	0	-
1974-75	5	1	1	3	-	1998-99	2	1	0	1	-
1975-76	5	1	3	1	-	1999-2000	2	1	0	1	0
1976-77	5	1	3	1	-	2000-01	1	1	0	0	0
1977-78	5	1	2	2	-	2001-02	1	1	0	0	0
1978-79	5	2	3	0	-	2002-03	2	1	1	0	0
1979-80	4	1	2	1	-	2003-04	1	0	1	0	0
1980-81	4	0	4	0	-	2004-05	-	SEASON CANCELED	-	-	-
1981-82	3	0	3	0	-	2005-06	1	0	0	0	1
1982-83	3	1	1	1	-	2006-07	1	0	1	0	0
1983-84	3	0	3	0	-	2007-08	-	DID NOT PLAY	-	-	-
1984-85	3	0	3	0	-	2008-09	1	0	1	0	0
1985-86	3	2	0	1	-	2009-10	1	0	1	0	0
1986-87	3	2	1	0	-	2010-11	1	1	0	0	0
1987-88	3	1	0	2	-	2011-12	2	2	0	0	0
1988-89	3	3	0	0	-	2012-13	-	DID NOT PLAY	-	-	-
1989-90	3	2	1	0	-	2013-14	2	1	0	0	1
1990-91	3	2	1	0	-	2014-15	2	1	1	0	0
1991-92	3	2	0	1	-	2015-16	2	2	0	0	0
1992-93	2	2	0	0	-	2016-17	2	2	0	0	0
1993-94	2	1	0	1	-	2017-18	2	1	1	0	0
1994-95	-	DID NOT PLAY	-	-	-	2018-19	2	1	0	0	1
1995-96	2	1	0	1	-	TOTALS	114	51	40	20	3

HOME/AWAY SPLITS

LIFETIME	GP	W	L	T	OTL	GF	GA	PTS
Home	58	33	19	5	1	191	186	72
Road	56	18	21	15	2	168	191	53
TOTALS	114	51	40	20	3	359	377	125

THE LAST TIME THE BLACKHAWKS...

Last Win: Jan. 22, 2019 (3-2 SO in Chicago)
 Last Home Win: Jan. 22, 2019 (3-2 SO)
 Last Road Win: March 24, 2018 (3-1)
 Last Loss: Jan. 3, 2019 (3-2 OT at New York)
 Last Home Loss: Jan. 20, 2018 (7-3)
 Last Road Loss: Jan. 3, 2019 (3-2 OT)
 Last Tie: April 1, 2000 (2-2 at New York)
 Last Shutout Win: Jan. 9, 2011 (5-0 in Chicago)
 Last Shutout Loss: Nov. 30, 1989 (3-0 in Chicago)

2018-19 REGULAR-SEASON SERIES RECAP

2018-19 Blackhawks record: 0-1-0 at United Center; 1-0-0 at New York

DATE	TEAM	SCORING BY PERIOD					SHOTS BY PERIOD				TOT	PP	PIM	GWG	GOALIE (SAVES-SHOTS)	ATTN.
		1	2	3	OT	F	1	2	3	OT						
01/03	CHI	1	0	1	0	2	3	13	3	2	21	1-2 (50.0)	2-4		Delia (47-50)	
	NYI	1	1	0	1	3	14	16	18	2	50	1-2 (50.0)	2-4	D. Toews	Lehner (19-21)	13,454
01/22	NYI	1	1	0	0	2	13	7	12	4	36	0-2 (0.0)	3-6		Lehner (38-40)	
	CHI	0	2	0	0	3	9	18	10	3	40	2-3 (66.7)	2-4	J. Toews (S0)	Ward (34-36)	21,330
TOTALS		SCORING BY PERIOD					SHOTS BY PERIOD				TOT	PP	PIM		GOALIE (SAVES-SHOTS)	
	TEAM	1	2	3	OT	TOT	1	2	3	OT	TOT	PP	PIM		Lehner (57-61)	
	NYI	2	2	0	1	5	27	23	30	6	86	1-4 (25.0)	5-10		Delia (47-50), Ward (34-36)	
	CHI	1	2	1	0	4	12	31	13	5	61	3-5 (60.0)	4-8			

2018-19 REGULAR-SEASON STATISTICS

BLACKHAWKS	GP	G	A	PTS	+/-	PIM	ISLANDERS	GP	G	A	PTS	+/-	PIM
Alex DeBrincat	2	0	2	2	0	0	Adam Pelech	2	0	0	0	0	2
Artem Anisimov	2	0	0	0	-2	0	Anders Lee	2	0	1	1	0	0
Brandon Saad	2	0	1	1	1	0	Anthony Beauvillier	2	0	1	1	2	0
Brendan Perlini	1	0	0	0	0	0	Brock Nelson	2	0	1	1	1	2
Brent Seabrook	2	0	0	0	0	0	Cal Clutterbuck	2	0	0	0	-1	2
Carl Dahlstrom	1	0	0	0	0	0	Casey Cizikas	2	0	0	0	-1	0
Chris Kunitz	1	0	0	0	-2	0	Devon Toews	2	1	0	1	1	0
Connor Murphy	2	0	0	0	-1	2	Johnny Boychuk	2	0	1	1	2	0
David Kampf	2	0	0	0	-1	0	Jordan Eberle	1	0	0	0	0	0
Dominik Kahun	2	1	0	1	1	0	Josh Bailey	2	0	1	1	3	0
Drake Gaggiula	1	0	0	0	0	0	Joshua Ho-Sang	1	0	0	0	0	0
Duncan Keith	2	0	1	1	0	2	Leo Komarov	2	0	0	0	1	0
Dylan Sikura	1	0	0	0	0	0	Matthew Barzal	2	3	0	3	2	0
Dylan Strome	2	1	1	2	-2	0	Matt Martin	2	0	0	0	-1	2
Erik Gustafsson	2	0	1	1	-2	0	Michael Dal Colle	2	0	0	0	1	0
Gustav Forsling	1	0	0	0	0	2	Nick Leddy	2	0	1	1	3	0
Henri Jokiharju	1	0	0	0	-1	0	Ryan Pulock	2	0	0	0	0	0
John Hayden	2	0	0	0	-1	0	Scott Mayfield	2	0	0	0	-1	0
Jonathan Toews	2	1	1	2	1	0	Tom Kuhnhackl	1	0	0	0	0	0
Marcus Kruger	2	0	0	0	-1	0	Valtteri Filppula	1	1	0	1	1	2
Patrick Kane	2	1	1	2	-2	2							
Slater Koekkoek	1	0	0	0	-1	0							


GOALTENDER	GP	MIN	GA	SA	SV	AVG	W-L-OTL	GOALTENDER	GP	MIN	GA	SA	SV	AVG	W-L-OTL
Cam Ward	1	65	2	36	34	1.85	1-0-0	Robin Lehner	2	126.8	4	61	57	1.89	1-0-1
Collin Delia	1	62	3	50	47	2.93	0-0-1								

LEADERSHIP
PLAYERS
2018-19
OPPONENTS
TRADITION
RECORDS
PLAYOFFS
HISTORY
MINORS
MEDIA

NEW YORK RANGERS



DAVID QUINN



CHRIS KREIDER



CLUB INFORMATION

Founded:1926-27
 Home Arena:Madison Square Garden (8,006)
 Front Office Address:2 Pennsylvania Plaza, New York, NY 10021
 Phone:212-465-6000
 Fax:212-465-6494
 Website:nhl.com/rangers
 Stanley Cups:1928, '33, '40, '94
 General Manager:Jeff Gorton
 Head Coach:David Quinn
 Assistant Coaches:Greg Brown, Lindy Ruff, David Oliver
 Assistant/Goaltending Coach:Benoit Allaire
 Senior VP, Public Relations and Player Recruitment:John Rosasco
 Director, Public Relations:Ryan Nissan
 Manager, Public Relations:Lindsay Hayes
 Coordinator, Public Relations:Michael Rappaport
 2018-19 record:32-36-14 (78 points), 7th Metropolitan Division
 2019 playoffs:DNQ

BROADCAST TEAMS

Television play-by-play:Sam Rosen
 Television color analyst:Joe Micheletti, John Giannone
 Radio play-by-play:Kenny Albert
 Radio color analyst:Dave Maloney

2019-20 MEETINGS

Wednesday, Feb. 19in Chicago
 Saturday, April 4at New York

ALL-TIME FRANCHISE RECORDS

SEASON-BY-SEASON RECORD

	GP	W	L	T	OTL		GP	W	L	T	OTL
1926-27	6	2	4	0	-	1959-60	14	11	1	2	-
1927-28	6	2	4	0	-	1960-61	14	7	4	3	-
1928-29	6	0	4	2	-	1961-62	14	7	6	1	-
1929-30	6	1	3	2	-	1962-63	14	10	2	2	-
1930-31	6	4	1	1	-	1963-64	14	9	3	2	-
1931-32	8	1	5	2	-	1964-65	14	9	3	2	-
1932-33	6	2	2	2	-	1965-66	14	9	4	1	-
1933-34	6	2	3	1	-	1966-67	14	7	5	2	-
1934-35	6	3	1	2	-	1967-68	10	3	4	3	-
1935-36	8	5	2	1	-	1968-69	8	4	3	1	-
1936-37	8	4	3	1	-	1969-70	8	4	1	3	-
1937-38	8	3	4	1	-	1970-71	6	3	3	0	-
1938-39	8	3	4	1	-	1971-72	6	1	2	3	-
1939-40	8	4	4	0	-	1972-73	5	2	2	1	-
1940-41	8	4	3	1	-	1973-74	5	3	1	1	-
1941-42	8	2	6	0	-	1974-75	5	1	3	1	-
1942-43	10	4	4	2	-	1975-76	5	0	2	3	-
1943-44	10	7	1	2	-	1976-77	5	2	2	1	-
1944-45	10	3	3	4	-	1977-78	5	1	3	1	-
1945-46	10	5	2	3	-	1978-79	4	0	4	0	-
1946-47	12	4	8	0	-	1979-80	4	2	1	1	-
1947-48	12	6	4	2	-	1980-81	4	1	2	1	-
1948-49	12	6	5	1	-	1981-82	3	0	3	0	-
1949-50	14	4	9	1	-	1982-83	3	3	0	0	-
1950-51	14	2	9	3	-	1983-84	3	1	2	0	-
1951-52	14	5	7	2	-	1984-85	3	3	0	0	-
1952-53	14	10	3	1	-	1985-86	3	3	0	0	-
1953-54	14	3	9	2	-	1986-87	3	1	1	1	-
1954-55	14	5	4	5	-	1987-88	3	0	2	1	-
1955-56	14	3	10	1	-	1988-89	3	0	2	1	-
1956-57	14	1	7	6	-	1989-90	3	0	1	2	-
1957-58	14	4	9	1	-	1990-91	3	3	0	0	-
1958-59	14	7	4	3	-	1991-92	3	0	3	0	-

	GP	W	L	T	OTL		GP	W	L	T	OTL
1992-93	2	1	1	0	-	2007-08	-	DID NOT PLAY	-	-	-
1993-94	2	1	1	0	-	2008-09	2	0	1	0	1
1994-95	-	DID NOT PLAY	-	-	-	2009-10	1	1	0	0	0
1995-96	2	1	0	1	-	2010-11	1	0	1	0	0
1996-97	2	2	0	0	-	2011-12	2	2	0	0	0
1997-98	2	1	1	0	-	2012-13	-	DID NOT PLAY	-	-	-
1998-99	2	2	0	0	-	2013-14	2	0	2	0	0
1999-2000	1	0	1	0	0	2014-15	2	1	0	0	1
2000-01	2	0	2	0	0	2015-16	2	1	1	0	0
2001-02	1	1	0	0	0	2016-17	2	1	0	0	1
2002-03	1	1	0	0	0	2017-18	2	2	0	0	0
2003-04	1	0	0	1	0	2018-19	2	1	1	0	0
2004-05	-	SEASON CANCELED	-	-	-	TOTALS	591	251	239	98	3
2005-06	1	1	0	0	0						
2006-07	1	0	1	0	0						

HOME/AWAY SPLITS

LIFETIME	GP	W	L	T	OTL	GF	GA	PTS
Home	296	134	116	43	3	894	812	314
Road	295	117	123	55	0	833	864	289
TOTALS	591	251	239	98	3	1,727	1,676	603

THE LAST TIME THE BLACKHAWKS...

Last Win:Oct. 25, 2018 (4-1 in Chicago)
 Last Home Win:Oct. 25, 2018 (4-1)
 Last Road Win:Jan. 3, 2018 (5-2)
 Last Loss:Jan. 17, 2019 (4-3 at New York)
 Last Home Loss:Dec. 9, 2016 (1-0 OT)
 Last Road Loss:Jan. 17, 2019 (4-3)
 Last Tie:Nov. 16, 2003 (2-2 in Chicago)
 Last Shutout Win:March 18, 2015 (1-0 at New York)
 Last Shutout Loss:Dec. 9, 2016 (1-0 OT in Chicago)

2018-19 REGULAR-SEASON SERIES RECAP

2018-19 Blackhawks record: 1-0-0 at United Center; 0-1-0 at New York

DATE	TEAM	SCORING BY PERIOD					SHOTS BY PERIOD					PP	PIM	GWG	GOALIE (SAVES-SHOTS)	ATTN.
		1	2	3	OT	F	1	2	3	OT	TOT					
10/25	NYR	1	0	0	-	1	7	11	1	-	19	0-2 (0.0)	5-13		Lundqvist (33-36)	
	CHI	1	1	2	-	4	11	12	14	-	37	0-4 (0.0)	3-9	A. Fortin	Crawford (18-19)	21,280
01/17	CHI	1	0	2	-	3	12	9	6	-	27	2-3 (66.7)	1-2		Delia (29-32)	
	NYR	2	1	1	-	4	9	13	11	-	33	0-1 (0.0)	3-6	M. Zibanejad	Lundqvist (24-27)	17,434
TOTALS		SCORING BY PERIOD					SHOTS BY PERIOD					PP	PIM	GOALIE (SAVES-SHOTS)		
		TEAM	1	2	3	OT	TOT	1	2	3	OT	TOT				
		NYR	3	1	1	-	5	16	24	12	-	52	0-3 (0.0)	8-19	Lundqvist (57-63)	
		CHI	2	1	4	-	7	23	21	20	-	64	2-7 (28.6)	4-11	Crawford (18-19), Delia (29-32)	


2018-19 REGULAR-SEASON STATISTICS

BLACKHAWKS	GP	G	A	PTS	+/-	PIM	RANGERS	GP	G	A	PTS	+/-	PIM
Alex DeBrincat	2	2	1	3	1	0	Adam McQuaid	2	0	0	0	1	0
Alexandre Fortin	1	1	0	1	0	0	Boo Nieves	1	0	0	0	-1	0
Artem Anisimov	2	0	2	2	0	0	Brady Skjei	2	0	0	0	0	4
Brandon Manning	1	0	1	1	1	5	Brendan Smith	1	0	1	1	-1	0
Brandon Saad	2	1	0	1	-2	0	Brett Howden	2	0	1	1	0	0
Brendan Perlini	1	0	0	0	-1	0	Chris Kreider	2	1	1	2	0	0
Brent Seabrook	2	0	1	1	0	0	Cody McLeod	2	0	0	0	-1	2
Carl Dahlstrom	1	0	0	0	0	0	Filip Chytil	2	1	0	1	1	0
Chris Kunitz	2	0	0	0	0	2	Jesper Fast	2	0	0	0	1	4
Connor Murphy	1	0	0	0	0	0	Jimmy Vesey	2	0	0	0	0	5
David Kampf	1	0	1	1	1	0	Kevin Hayes	1	0	0	0	-1	0
Dominik Kahun	2	1	1	2	2	0	Kevin Shattenkirk	2	0	0	0	-1	0
Drake Gaggiula	1	0	1	1	0	0	Marc Staal	2	0	1	1	3	0
Duncan Keith	2	0	1	1	0	0	Mats Zuccarello	2	1	0	1	1	0
Dylan Strome	1	0	0	0	-2	0	Mika Zibanejad	2	1	0	1	2	2
Erik Gustafsson	2	0	1	1	-1	0	Neal Pionk	1	0	0	0	-2	0
Henri Jokiharju	2	0	1	1	1	0	Pavel Buchnevich	2	1	0	1	1	0
Jan Rutta	1	0	0	0	0	0	Ryan Lindgren	1	0	0	0	-1	0
John Hayden	1	0	0	0	0	0	Ryan Spooner	1	0	0	0	-2	0
Jonathan Toews	2	1	0	1	0	2	Ryan Strome	1	0	0	0	1	0
Luke Johnson	1	0	0	0	0	2	Tony DeAngelo	1	0	0	0	2	0
Marcus Kruger	2	0	0	0	0	0	Vladislav Namestnikov	2	0	0	0	-4	0
Nick Schmaltz	1	0	1	1	0	0							
Patrick Kane	2	1	1	2	-1	0							

OTTAWA SENATORS



D.J. SMITH



MARK BOROWIECKI



CLUB INFORMATION

Founded: 1992-93
 Home Arena: Canadian Tire Centre (18,567)
 Front Office Address: 1000 Palladium Drive, Ottawa, ON K2V 1A5
 Phone: 613-599-0100
 Fax: 613-559-5562
 Website: nhl.com/senators
 Stanley Cups: none
 General Manager: Pierre Dorion
 Head Coach: D.J. Smith
 Associate Coach: Jack Capuano
 Assistant Coaches: Davis Payne, Bob Jones
 Goaltending Coach: Pierre Groulx
 Senior Director, Communications: Brian Morris
 Manager, Communications: Chris Moore
 2018-19 record: 29-47-6 (64 points), 8th Atlantic Division
 2019 playoffs: DNG

BROADCAST TEAMS

Television play-by-play/color analyst: Dean Brown
 Radio play-by-play: Dean Brown, Nicolas St-Pierre (French)
 Radio analyst: Alain Sanscartier (French)

2019-20 MEETINGS

Tuesday, Jan. 14 at Ottawa
 Friday, March 13 in Chicago

ALL-TIME FRANCHISE RECORDS

SEASON-BY-SEASON RECORD

	GP	W	L	T	OTL		GP	W	L	T	OTL
1992-93	2	2	0	0	-	2006-07	1	1	0	0	0
1993-94	2	1	0	1	-	2007-08	1	1	0	0	0
1994-95	-	DID NOT PLAY	-	-	-	2008-09	1	1	0	0	0
1995-96	2	1	1	0	-	2009-10	1	0	1	0	0
1996-97	2	1	1	0	-	2010-11	1	1	0	0	0
1997-98	2	2	0	0	-	2011-12	1	1	0	0	0
1998-99	2	0	1	1	-	2012-13	-	DID NOT PLAY	-	-	-
1999-2000	1	0	1	0	0	2013-14	2	1	1	0	0
2000-01	2	1	1	0	0	2014-15	2	2	0	0	0
2001-02	1	1	0	0	0	2015-16	2	1	0	0	1
2002-03	1	1	0	0	0	2016-17	2	1	1	0	0
2003-04	1	0	1	0	0	2017-18	2	2	0	0	0
2004-05	-	SEASON CANCELED	-	-	-	2018-19	2	2	0	0	0
2005-06	-	DID NOT PLAY	-	-	-	TOTALS	36	24	9	2	1

HOME/AWAY SPLITS

LIFETIME	GP	W	L	T	OTL	GF	GA	PTS
Home	17	12	3	2	0	49	42	26
Road	19	12	6	0	1	61	58	25
TOTALS	36	24	9	2	1	110	100	51

THE LAST TIME THE BLACKHAWKS...

Last Win: Feb. 18, 2019 (8-7 in Chicago)
 Last Home Win: Feb. 18, 2019 (8-7 in Chicago)
 Last Road Win: Oct. 4, 2018 (4-3 OT)
 Last Loss: Dec. 20, 2016 (4-3 in Chicago)
 Last Home Loss: Dec. 20, 2016 (4-3)
 Last Road Loss: Dec. 3, 2015 (4-3 OT)
 Last Tie: Nov. 15, 1998 (2-2 in Chicago)
 Last Shutout Win: Jan. 3, 2016 (3-0 in Chicago)
 Last Shutout Loss: none

2018-19 REGULAR-SEASON SERIES RECAP

2018-19 Blackhawks record: 1-0-0 at United Center; 1-0-0 at Ottawa

DATE	TEAM	SCORING BY PERIOD					SHOTS BY PERIOD					PP	PIM	GWG	GOALIE (SAVES-SHOTS)	ATTN.
		1	2	3	OT	F	1	2	3	OT	TOT					
10/04	CHI	2	0	1	1	4	18	8	15	2	43	0-3 (0.0)	3-6	P. Kane (OT)	Ward (22-25)	15,858
	OTT	3	0	0	0	3	10	10	5	0	25	1-3 (33.3)	3-6		Anderson (40-45)	
02/18	OTT	4	1	2	-	7	16	12	10	-	38	1-3 (33.3)	5-10	J. Toews	Nilsson (8-12), Anderson (26-30)	21,338
	CHI	5	2	1	-	8	15	16	11	-	42	2-4 (50.0)	4-8		Delia (7-10), Ward (24-28)	
TOTALS																
	TEAM	SCORING BY PERIOD					SHOTS BY PERIOD					PP	PIM	GOALIE (SAVES-SHOTS)		
		1	2	3	OT	TOT	1	2	3	OT	TOT					
	OTT	7	1	2	0	10	26	22	15	0	63	2-6 (33.3)	8-16	Anderson (66-73), Nilsson (8-12)		
	CHI	7	2	2	1	12	33	24	26	2	85	2-7 (28.6)	7-14	Ward (46-53), Delia (7-10)		

2018-19 REGULAR-SEASON STATISTICS

BLACKHAWKS	GP	G	A	PTS	+/-	PIM	SENATORS	GP	G	A	PTS	+/-	PIM		
Alex DeBrincat	2	4	2	6	4	0	Alex Formenton	1	0	0	0	-1	0		
Andreas Martinsen	1	0	0	0	-1	0	Ben Harpur	1	0	0	0	0	0		
Artem Anisimov	2	0	1	1	-1	0	Bobby Ryan	2	1	0	1	-2	4		
Brandon Manning	1	0	0	0	1	0	Brady Tkachuk	1	0	3	3	1	0		
Brandon Saad	2	1	1	2	-1	0	Chris Tierney	2	0	2	2	-1	2		
Brendan Perlini	1	0	0	0	-2	0	Chris Wideman	1	0	0	0	0	0		
Brent Seabrook	1	1	0	1	1	0	Christian Jaros	1	0	0	0	0	0		
Carl Dahlstrom	1	0	0	0	0	0	Cody Ceci	2	0	1	1	-1	2		
Chris Kunitz	1	0	0	0	0	2	Colin White	2	3	2	5	0	2		
Connor Murphy	1	0	0	0	2	2	Dylan DeMelo	2	0	0	0	0	4		
David Kampf	1	0	1	1	1	0	Jean-Gabriel Pageau	1	0	1	1	1	0		
Dominik Kahun	2	0	1	1	3	2	Magnus Paajarvi	2	0	1	1	1	0		
Drake Gaggiula	1	0	0	0	0	0	Mark Borowiecki	1	0	0	0	-2	0		
Duncan Keith	2	0	2	2	0	0	Mark Stone	2	1	2	3	0	0		
Dylan Sikura	1	0	1	1	-1	0	Matt Duchene	2	0	3	3	-1	0		
Dylan Strome	1	1	2	3	2	0	Max McCormick	1	0	0	0	0	0		
Erik Gustafsson	2	0	1	1	-2	0	Maxime Lajoie	2	1	1	2	-2	2		
Gustav Forsling	1	1	0	1	0	0	Mikkel Boedker	2	0	1	1	0	0		
Henri Jokiharju	1	0	0	0	0	0	Rudolfs Balcers	1	1	0	1	-1	0		
Jan Rutta	1	0	0	0	0	0	Ryan Dzingel	2	0	2	2	-1	0		
John Hayden	1	0	0	0	-1	0	Thomas Chabot	2	2	1	3	2	0		
Jonathan Toews	2	2	2	4	3	0	Tom Pyatt	1	0	0	0	0	0		
Luke Johnson	1	0	0	0	-1	2	Zack Smith	2	1	0	1	1	0		
Marcus Kruger	2	0	0	0	-1	0									
Nick Schmaltz	1	0	0	0	-1	0									
Patrick Kane	2	2	3	5	1	0									
Slater Koekkoek	1	0	0	0	1	4									
GOALTENDER	GP	MIN	GA	SA	SV	AVG	W-L-OTL	GOALTENDER	GP	MIN	GA	SA	SV	AVG	W-L-OTL
Cam Ward	2	113	7	53	46	3.73	2-0-0	Anders Nilsson	1	13.4	4	12	8	17.96	0-0-0
Collin Delia	1	8	3	10	7	22.74	0-0-0	Craig Anderson	2	105.5	8	73	65	4.55	0-1-1

PHILADELPHIA FLYERS



ALAIN VIGNEAULT



CLAUDE GIROUX



CLUB INFORMATION

Founded: 1967-68
 Home Arena: Wells Fargo Center (19,605)
 Front Office Address: 3601 S. Broad St., Philadelphia, PA 19148
 Phone: 215-465-4500
 Fax: 215-218-7837
 Website: nhl.com/flyers
 Stanley Cups: 1974, '75
 Executive Vice President/General Manager: Chuck Fletcher
 Head Coach: Alain Vigneault
 Assistant Coaches: Ian Laperriere, Mike Yeo, Michel Therrien
 Goaltending Coach: Kim Dillabaugh
 Senior Director, Communications: Zack Hill
 Director, Public Relations: Joe Saville
 Manager, Broadcasting/Media Services: Brian Smith
 2018-19 record: 37-37-8 (82 points), 6th Metropolitan Division
 2019 playoffs: DNG

BROADCAST TEAMS

Television play-by-play: Jim Jackson
 Television analysts: Bill Clement, Keith Jones
 Radio play-by-play: Tim Saunders
 Radio color analyst: Steve Coates

2019-20 MEETINGS

Friday, Oct. 4 NHL Global Series (Prague, Czech Republic)
 Thursday, Oct. 24 in Chicago

ALL-TIME FRANCHISE RECORDS

SEASON-BY-SEASON RECORD (SINCE 1975)

	GP	W	L	T	OTL		GP	W	L	T	OTL
1967-68	4	3	1	0	-	1993-94	2	0	1	1	-
1968-69	6	3	0	3	-	1994-95	-	DID NOT PLAY	-	-	-
1969-70	6	4	0	2	-	1995-96	2	1	1	0	-
1970-71	6	4	1	1	-	1996-97	2	1	0	1	-
1971-72	6	3	2	1	-	1997-98	2	0	2	0	-
1972-73	5	2	2	1	-	1998-99	2	0	2	0	-
1973-74	5	2	2	1	-	1999-2000	1	0	1	0	0
1974-75	5	1	4	0	-	2000-01	1	0	1	0	0
1975-76	5	1	2	2	-	2001-02	2	1	1	0	0
1976-77	5	0	3	2	-	2002-03	2	0	2	0	0
1977-78	5	2	2	1	-	2003-04	1	0	1	0	0
1978-79	4	3	1	0	-	2004-05	-	SEASON CANCELED	-	-	-
1979-80	4	0	2	2	-	2005-06	1	0	1	0	0
1980-81	4	1	1	2	-	2006-07	1	0	1	0	0
1981-82	3	1	1	1	-	2007-08	-	DID NOT PLAY	-	-	-
1982-83	3	1	1	1	-	2008-09	1	1	0	0	0
1983-84	3	0	1	2	-	2009-10	1	0	1	0	0
1984-85	3	1	2	0	-	2010-11	1	0	1	0	0
1985-86	3	0	2	1	-	2011-12	1	0	1	0	0
1986-87	3	0	2	1	-	2012-13	-	DID NOT PLAY	-	-	-
1987-88	3	3	0	0	-	2013-14	2	1	0	0	1
1988-89	3	0	3	0	-	2014-15	2	1	1	0	0
1989-90	3	3	0	0	-	2015-16	2	0	2	0	0
1990-91	3	1	2	0	-	2016-17	2	1	1	0	0
1991-92	3	0	0	3	-	2017-18	2	1	1	0	0
1992-93	2	0	1	1	-	2018-19	2	0	2	0	0
						TOTALS	140	47	62	30	1

HOME/AWAY SPLITS

LIFETIME	GP	W	L	T	OTL	GF	GA	PTS
Home	69	31	19	19	0	237	192	81
Road	71	16	43	11	1	173	235	44
TOTALS	140	47	62	30	1	410	427	125

THE LAST TIME THE BLACKHAWKS...

Last Win: Nov. 1, 2017 (3-0 in Chicago)
 Last Home Win: Nov. 1, 2017 (3-0)
 Last Road Win: Nov. 9, 1996 (4-1)
 Last Loss: March 21, 2019 (4-0 at Philadelphia)
 Last Home Loss: March 21, 2019 (3-1)
 Last Road Loss: Nov. 11, 2018 (4-0)
 Last Tie: Dec. 22, 1996 (2-2 in Chicago)
 Last Shutout Win: Nov. 1, 2017 (3-0 in Chicago)
 Last Shutout Loss: Nov. 11, 2018 (4-0 at Philadelphia)

2018-19 REGULAR-SEASON SERIES RECAP

2018-19 Blackhawks record: 0-1-0 at United Center; 0-1-0 at Philadelphia

DATE	TEAM	SCORING BY PERIOD					SHOTS BY PERIOD					PP	PIM	GWG	GOALIE (SAVES-SHOTS)	ATTN.
		1	2	3	OT	F	1	2	3	OT	TOT					
11/10	CHI	0	0	0	-	0	13	8	12	-	33	0-4 (0.0)	3-6		Crawford (21-24)	
	PHI	1	1	2	-	4	10	11	4	-	25	0-3 (0.0)	4-8	C. Giroux	Elliott (30-33)	19,355
03/21	PHI	1	0	2	-	3	16	7	5	-	28	0-1 (0.0)	2-4	J. Van Riemsdyk	Hart (40-41)	
	CHI	1	0	0	-	1	14	16	11	-	41	0-2 (0.0)	1-2		Crawford (25-27)	21,484
TOTALS																
TEAM		SCORING BY PERIOD					SHOTS BY PERIOD					PP	PIM	GOALIE (SAVES-SHOTS)		
		1	2	3	OT	TOT	1	2	3	OT	TOT					
PHI		2	1	4	-	7	26	18	9	-	53	0-4 (0.0)	6-12	Elliott (30-33), Hart (40-41)		
CHI		1	0	0	-	1	27	24	23	-	74	0-6 (0.0)	4-8	Crawford (46-51)		

2018-19 REGULAR-SEASON STATISTICS

BLACKHAWKS	GP	G	A	PTS	+/-	PIM	FLYERS	GP	G	A	PTS	+/-	PIM
Alex DeBrincat	2	0	0	0	-3	0	Christian Folin	1	0	0	0	2	0
Alexandre Fortin	1	0	0	0	-1	0	Claude Giroux	2	1	3	4	5	2
Andreas Martinsen	1	0	0	0	0	0	Corban Knight	1	1	0	1	1	0
Artem Anisimov	2	0	0	0	-2	0	Dale Weise	1	0	0	0	0	0
Brandon Manning	1	0	0	0	-1	0	Ivan Provorov	2	0	1	1	5	0
Brandon Saad	1	0	0	0	-1	0	Jakub Voracek	2	0	1	1	0	0
Brendan Perlini	1	0	0	0	-1	0	James van Riemsdyk	1	1	0	1	1	0
Brent Seabrook	2	0	0	0	0	0	Jordan Weal	1	0	0	0	0	0
Carl Dahlstrom	1	0	0	0	0	0	Jori Lehtera	1	0	0	0	0	0
Chris Kunitz	2	0	0	0	-1	0	Justin Bailey	1	0	1	1	1	0
Connor Murphy	1	0	0	0	0	0	Nicolas Aube-Kubel	1	0	0	0	0	0
David Kampf	2	0	0	0	-1	0	Nolan Patrick	2	1	0	1	0	2
Dominik Kahun	2	0	0	0	-1	0	Oskar Lindblom	2	0	1	1	3	2
Duncan Keith	2	0	0	0	-5	0	Phil Varone	1	0	0	0	1	0
Dylan Sikura	1	0	0	0	0	0	Philippe Myers	1	0	0	0	0	0
Dylan Strome	1	0	0	0	-2	0	Radko Gudas	2	0	1	1	2	0
Erik Gustafsson	2	1	0	1	-4	2	Robert Hagg	2	0	1	1	4	0
Gustav Forsling	1	0	1	1	1	2	Ryan Hartman	1	0	0	0	0	2
Henri Jokiharju	1	0	0	0	-1	4	Scott Laughton	2	0	0	0	-1	0
Jan Rutta	1	0	0	0	-1	0	Sean Couturier	2	3	2	5	6	0
John Hayden	1	0	0	0	-1	0	Shayne Gostisbehere	2	0	0	0	0	2
Jonathan Toews	2	0	1	1	-2	0	Travis Konecny	2	0	0	0	1	0
Luke Johnson	1	0	0	0	0	0	Travis Sanheim	2	0	0	0	-1	0
Marcus Kruger	1	0	0	0	0	0	Wayne Simmonds	1	0	0	0	0	2
Nick Schmaltz	1	0	0	0	-1	0							
Patrick Kane	2	0	0	0	-4	0							

GOALTENDER	GP	MIN	GA	SA	SV	AVG	W-L-OTL	GOALTENDER	GP	MIN	GA	SA	SV	AVG	W-L-OTL
Corey Crawford	2	116	5	51	46	2.58	0-2-0	Brian Elliott	1	60	0	33	33	0	1-0-0
								Carter Hart	1	60	1	41	40	1	1-0-0

LEADERSHIP

PLAYERS

2018-19

OPPONENTS

TRADITION

RECORDS

PLAYOFFS

HISTORY

MINORS

MEDIA

PITTSBURGH PENGUINS



MIKE SULLIVAN



SIDNEY CROSBY



CLUB INFORMATION

Founded: 1967-68
 Home Arena: PPG Paints Arena (18,387)
 Front Office Address: 1001 Fifth Ave., Pittsburgh, PA 15219
 Phone: 412-642-1300
 Fax: 412-255-1988
 Website: nhl.com/penguins
 Stanley Cups: 1991, '92, 2009, '16, '17
 Executive Vice President/General Manager: Jim Rutherford
 Head Coach: Mike Sullivan
 Assistant Coaches: Sergei Gonchar, Mark Recchi, Jacques Martin
 Goaltending Coach: Mike Buckley
 Senior Director, Communications: Jennifer Bullano Ridgley
 Director, Communications: Jason Seidling
 2018-19 record: 44-26-12 (100 points), 3rd Metropolitan Division
 2019 playoffs: Eastern Conference First Round (def. by Islanders 4-0)

BROADCAST TEAMS

Television play-by-play: Steve Mears
 Television color analyst: Bob Errey
 Radio play-by-play: Mike Lange/Josh Getzoff
 Radio color analyst: Phil Bourque

2019-20 MEETINGS

Saturday, Nov. 9 at Pittsburgh
 Wednesday, March 25 in Chicago

ALL-TIME FRANCHISE RECORDS

SEASON-BY-SEASON RECORD

	GP	W	L	T	OTL		GP	W	L	T	OTL
1967-68	4	2	1	1	-	1993-94	2	1	1	0	-
1968-69	6	4	2	0	-	1994-95	-	DID NOT PLAY	-	-	-
1969-70	6	6	0	0	-	1995-96	2	1	1	0	-
1970-71	6	4	2	0	-	1996-97	2	2	0	0	-
1971-72	6	5	0	1	-	1997-98	2	1	0	1	-
1972-73	5	2	3	0	-	1998-99	1	0	1	0	-
1973-74	6	5	1	0	-	1999-2000	2	0	1	1	0
1974-75	4	1	2	1	-	2000-01	2	0	2	0	0
1975-76	4	2	1	1	-	2001-02	1	1	0	0	0
1976-77	4	2	2	0	-	2002-03	2	0	1	1	0
1977-78	4	1	2	1	-	2003-04	2	0	2	0	0
1978-79	4	0	2	2	-	2004-05	-	SEASON CANCELED	-	-	-
1979-80	4	2	0	2	-	2005-06	1	1	0	0	0
1980-81	4	3	1	0	-	2006-07	1	0	0	0	1
1981-82	3	1	0	2	-	2007-08	-	DID NOT PLAY	-	-	-
1982-83	3	3	0	0	-	2008-09	1	0	0	0	1
1983-84	3	1	1	1	-	2009-10	1	1	0	0	0
1984-85	3	2	1	0	-	2010-11	1	1	0	0	0
1985-86	3	1	1	1	-	2011-12	1	0	1	0	0
1986-87	3	1	2	0	-	2012-13	-	DID NOT PLAY	-	-	-
1987-88	3	1	2	0	-	2013-14	2	1	1	0	0
1988-89	3	0	3	0	-	2014-15	2	2	0	0	0
1989-90	3	3	0	0	-	2015-16	2	2	0	0	0
1990-91	3	3	0	0	-	2016-17	2	2	0	0	0
1991-92	2	0	1	1	-	2017-18	2	2	0	0	0
1992-93	2	1	1	0	-	2018-19	2	2	0	0	0
						TOTALS	137	76	42	17	2

HOME/AWAY SPLITS

LIFETIME	GP	W	L	T	OTL	GF	GA	PTS
Home	69	47	11	10	1	275	173	105
Road	68	29	31	7	1	216	231	66
TOTALS	137	76	42	17	2	491	404	171

THE LAST TIME THE BLACKHAWKS...

Last Win: Jan. 1, 2019 (5-3 at Pittsburgh)
 Last Home Win: Dec. 12, 2018 (6-3)
 Last Road Win: Jan. 1, 2019 (5-3)
 Last Loss: March 30, 2014 (4-1 at Pittsburgh)
 Last Home Loss: Feb. 27, 2009 (5-4 OT)
 Last Road Loss: March 30, 2014 (4-1)
 Last Tie: March 23, 2003 (1-1 in Chicago)
 Last Shutout Win: Jan. 6, 2002 (2-0 in Chicago)
 Last Shutout Loss: Dec. 29, 2003 (1-0 at Pittsburgh)

2018-19 REGULAR-SEASON SERIES RECAP

2018-19 Blackhawks record: 1-0-0 at United Center; 1-0-0 at Pittsburgh

DATE	TEAM	SCORING BY PERIOD				SHOTS BY PERIOD				PP	PIM	GWG	GOALIE (SAVES-SHOTS)	ATTN.
		1	2	3	OT	F	1	2	3	OT	TOT			
12/12	PIT	1	2	0	-	3	13	17	13	-	43	0-2 (0.0)	DeSmith (23-27)	21,232
	CHI	2	1	3	-	6	13	8	8	-	29	1-2 (50.0)	Crawford (40-43)	
	CHI	1	2	2	-	5	7	14	10	-	31	1-3 (33.3)	Ward (31-34)	
01/06	PIT	2	1	0	-	3	12	16	6	-	34	0-3 (0.0)	DeSmith (26-30)	18,623
TOTALS		SCORING BY PERIOD					SHOTS BY PERIOD						GOALIE (SAVES-SHOTS)	
	TEAM	1	2	3	OT	TOT	1	2	3	OT	TOT	PP	PIM	
	PIT	3	3	0	-	6	25	33	19	-	77	0-5 (0.0)	5-10	DeSmith (49-57)
	CHI	3	3	5	-	11	20	22	18	-	60	2-5 (40.0)	5-10	Crawford (40-43), Ward (31-34)

2018-19 REGULAR-SEASON STATISTICS

BLACKHAWKS	GP	G	A	PTS	+/-	PIM	PENGUINS	GP	G	A	PTS	+/-	PIM
Alex DeBrincat	2	2	0	2	-1	0	Brian Dumoulin	2	0	0	0	1	0
Andreas Martinsen	1	1	1	2	1	0	Bryan Rust	2	3	1	4	2	0
Artem Anisimov	1	0	0	0	-1	0	Derek Grant	1	0	1	1	1	0
Brandon Davidson	1	0	0	0	-1	0	Derek Brassard	2	1	0	1	-1	0
Brandon Manning	1	0	0	0	-1	0	Dominik Simon	1	0	1	1	0	0
Brandon Saad	2	1	1	2	4	0	Evgeni Malkin	2	0	1	1	-5	4
Brendan Perlini	2	0	0	0	-2	4	Jack Johnson	2	0	0	0	-1	0
Brent Seabrook	2	1	2	3	-1	0	Jake Guentzel	2	1	0	1	-4	0
Carl Dahlstrom	2	0	2	2	3	0	Jamie Oleksiak	1	0	0	0	0	0
Chris Kunitz	1	1	0	1	1	0	Jean-Sebastien Dea	1	0	0	0	0	2
Connor Murphy	2	0	0	0	3	2	Juuso Riikola	1	0	0	0	0	0
David Kampf	2	0	0	0	0	0	Kris Letang	2	0	1	1	-3	2
Dominik Kahun	2	0	0	0	1	0	Marcus Pettersson	2	0	1	1	0	0
Drake Gaggiula	1	0	0	0	1	0	Matt Cullen	2	0	0	0	0	0
Duncan Keith	2	1	1	2	1	2	Olli Maatta	2	0	1	1	-1	0
Dylan Sikura	1	0	0	0	-1	0	Patric Hornqvist	1	1	0	1	-1	0
Dylan Strome	2	1	0	1	0	0	Phil Kessel	2	0	1	1	-3	0
Erik Gustafsson	1	0	1	1	0	0	Riley Sheahan	2	0	0	0	0	0
Henri Jokiharju	1	0	0	0	1	0	Sidney Crosby	2	0	0	0	-3	0
John Hayden	1	0	0	0	0	0	Tanner Pearson	2	0	0	0	-1	2
Jonathan Toews	2	2	3	5	4	2	Zach Aston-Reese	2	0	1	1	1	0
Marcus Kruger	2	1	2	3	3	0							
Patrick Kane	2	0	4	4	0	0							

GOALTENDER	GP	MIN	GA	SA	SV	AVG	W-L-OTL	GOALTENDER	GP	MIN	GA	SA	SV	AVG	W-L-OTL
Cam Ward	1	60	3	34	31	3	1-0-0	Casey DeSmith	2	117.3	8	57	49	4.09	0-2-0
Corey Crawford	1	60	3	43	40	3	1-0-0								

SAN JOSE SHARKS



PETER DEBOER



ERIK KARLSSON



CLUB INFORMATION

Founded: 1991-92
 Home Arena: SAP Center at San Jose (17,562)
 Address: 525 W. Santa Clara St., San Jose, CA 95115
 Phone: 408-287-7070
 Fax: 408-999-5797
 Website: nhl.com/sharks
 Stanley Cups: none
 General Manager: Doug Wilson
 Head Coach: Peter DeBoer
 Assistant Coaches: Steve Spott, Bob Boughner, Dave Barr
 Assistant Coach/goaltending Coach: Johan Hedberg
 Vice President, Media Relations and Broadcasting: Scott Emmert
 Manager, Media Relations: Ben Guerrero
 Broadcast Operations/Media Relations Manager: Joanna Schimmel
 Coordinator, Media Relations: Nick Carrillo
 2018-19 record: 46-27-9 (101 points), 2nd Pacific Division
 2019 playoffs: Western Conference Finals (def. by St. Louis 4-2)

BROADCAST TEAMS

Television play-by-play: Randy Hahn
 Television color analyst: Jamie Baker
 Radio play-by-play: Dan Rusanowsky
 Radio color analyst: Bret Hedican

2019-20 MEETINGS

Thursday, Oct. 10 in Chicago
 Tuesday, Nov. 5 at San Jose
 Wednesday, March 11 in Chicago

ALL-TIME FRANCHISE RECORDS

SEASON-BY-SEASON RECORD

	GP	W	L	T	OTL		GP	W	L	T	OTL
1991-92	3	2	1	0	-	2005-06	4	1	2	0	1
1992-93	3	2	0	1	-	2006-07	4	0	4	0	0
1993-94	5	2	3	0	-	2007-08	4	0	3	0	1
1994-95	4	2	2	0	-	2008-09	4	2	1	0	1
1995-96	4	3	1	0	-	2009-10	4	3	1	0	0
1996-97	4	2	2	0	-	2010-11	4	1	2	0	1
1997-98	4	2	2	0	-	2011-12	4	2	2	0	0
1998-99	4	1	2	1	-	2012-13	3	3	0	0	0
1999-2000	4	2	2	0	0	2013-14	3	1	0	0	2
2000-01	4	0	2	0	2	2014-15	3	2	1	0	0
2001-02	4	2	1	1	0	2015-16	3	2	1	0	0
2002-03	4	2	1	1	0	2016-17	3	1	2	0	0
2003-04	4	1	2	1	0	2017-18	3	1	1	0	1
2004-05	-	SEASON CANCELED	-	-	-	2018-19	3	1	2	0	0
						TOTALS	100	43	43	5	9

HOME/AWAY SPLITS

LIFETIME	GP	W	L	T	OTL	GF	GA	PTS
Home	50	26	18	2	4	157	150	58
Road	50	17	25	3	5	132	148	42
TOTALS	100	43	43	5	9	289	298	100

THE LAST TIME THE BLACKHAWKS...

Last Win: March 28, 2019 (5-4 at San Jose)
 Last Home Win: Feb. 23, 2018 (3-1)
 Last Road Win: Nov. 25, 2015 (5-2)
 Last Loss: March 3, 2019 (5-2 at San Jose)
 Last Home Loss: Dec. 16, 2018 (7-3)
 Last Road Loss: March 3, 2019 (5-2)
 Last Tie: Oct. 23, 2003 (3-3 at San Jose)
 Last Shutout Win: March 6, 1999 (4-0 at San Jose)
 Last Shutout Loss: Feb. 9, 2016 (2-0 in Chicago)

ST. LOUIS BLUES



CRAIG BERUBE



ALEX PIETRANGELO



CLUB INFORMATION

Founded: 1967-68
 Home Arena: Enterprise Center (18,400)
 Address: 1401 Clark Ave., St. Louis, MO 63103
 Phone: 314-622-2500
 Fax: 314-622-2533
 Website: nhl.com/blues
 Stanley Cups: 2019
 President, Hockey Operations/General Manager: Doug Armstrong
 Head Coach: Craig Berube
 Assistant Coaches: Steve Ott, Mike Van Ryn
 Goaltending Coach: David Alexander
 Senior Director, Media Relations and Team Services: Rich Jankowski
 Director, Media Content: Dan O'Neill
 2018-19 record: 45-28-9 (99 points), 2nd Central Division
 2019 playoffs: Won Stanley Cup Final (def. Boston 4-3)

BROADCAST TEAMS

Television play-by-play: John Kelly
 Television color analysts: Bernie Federko, Darren Pang
 Radio play-by-play: Chris Kerber
 Radio color analyst: Joey Vitale

2019-20 MEETINGS

Monday, Dec. 2 in Chicago
 Saturday, Dec. 14 at St. Louis
 Tuesday, Feb. 25 at St. Louis
 Sunday, March 8 in Chicago

ALL-TIME FRANCHISE RECORDS

SEASON-BY-SEASON RECORD

	GP	W	L	T	OTL		GP	W	L	T	OTL
1967-68	4	2	0	2	-	1993-94	6	2	4	0	-
1968-69	6	3	2	1	-	1994-95	4	1	1	2	-
1969-70	6	4	2	0	-	1995-96	5	2	2	1	-
1970-71	6	2	1	3	-	1996-97	6	3	2	1	-
1971-72	6	6	0	0	-	1997-98	6	3	3	0	-
1972-73	6	3	3	0	-	1998-99	6	2	4	0	-
1973-74	5	3	0	2	-	1999-2000	6	3	2	1	0
1974-75	6	4	2	0	-	2000-01	5	1	4	0	0
1975-76	6	3	2	1	-	2001-02	5	3	1	1	0
1976-77	6	2	4	0	-	2002-03	5	2	1	2	0
1977-78	6	3	1	2	-	2003-04	6	3	2	0	1
1978-79	8	5	2	1	-	2004-05	-	SEASON CANCELED	-	-	-
1979-80	4	1	2	1	-	2005-06	8	5	2	0	1
1980-81	4	1	2	1	-	2006-07	8	5	3	0	0
1981-82	7	2	4	1	-	2007-08	8	5	3	0	0
1982-83	8	6	2	0	-	2008-09	6	2	2	0	2
1983-84	8	4	3	1	-	2009-10	6	4	2	0	0
1984-85	8	3	4	1	-	2010-11	6	4	2	0	0
1985-86	8	5	3	0	-	2011-12	6	4	2	0	0
1986-87	8	1	3	4	-	2012-13	5	3	1	0	1
1987-88	8	3	4	1	-	2013-14	5	2	1	0	2
1988-89	8	1	6	1	-	2014-15	5	2	3	0	0
1989-90	8	2	5	1	-	2015-16	5	2	0	0	3
1990-91	8	5	2	1	-	2016-17	5	3	2	0	0
1991-92	8	4	3	1	-	2017-18	4	1	2	0	1
1992-93	7	3	3	1	-	2018-19	5	4	1	0	0
						TOTALS	315	152	117	35	11

HOME/AWAY SPLITS

LIFETIME	GP	W	L	T	OTL	GF	GA	PTS
Home	159	92	43	18	6	564	446	208
Road	156	60	74	17	5	469	509	142
TOTALS	315	152	117	35	11	1,033	951	350

THE LAST TIME THE BLACKHAWKS...

Last Win: April 3, 2019 (4-3 SO in Chicago)
 Last Home Win: April 3, 2019 (4-3 SO)
 Last Road Win: October 6, 2018 (5-4 OT)
 Last Loss: Oct. 27, 2019 (7-3 at St. Louis)
 Last Home Loss: April 6, 2018 (4-1)
 Last Road Loss: Oct. 27, 2018 (7-3)
 Last Tie: April 4, 2003 (2-2 in Chicago)
 Last Shutout Win: Nov. 14, 2018 (1-0 in Chicago)
 Last Shutout Loss: Nov. 8, 2011 (3-0 at St. Louis)

2018-19 REGULAR-SEASON SERIES RECAP

2018-19 Blackhawks record: 3-0-0 at United Center; 1-1-0 at St. Louis

DATE	TEAM	SCORING BY PERIOD					SHOTS BY PERIOD					PP	PIM	GWG	GOALIE (SAVES-SHOTS)	ATTN.
		1	2	3	OT	F	1	2	3	OT	TOT					
10/06	CHI	1	2	1	1	5	8	11	9	2	30	0-4 (0.0)	6-12	J. Toews (OT)	Ward (26-30)	17,429
	STL	2	0	2	0	4	9	8	13	0	30	2-6 (33.3)	4-8		Allen (25-30)	
10/13	STL	0	1	2	0	3	10	12	12	4	38	2-4 (50.0)	3-6	A. DeBrincat (OT)	Allen (46-50)	21,634
	CHI	2	0	1	1	4	23	16	6	5	50	1-3 (33.3)	4-8		Ward (35-38)	
10/27	CHI	2	1	0	-	3	10	9	5	-	24	0-1 (0.0)	6-15	T. Bozak	Crawford (30-36)	17,201
	STL	2	2	3	-	7	17	6	14	-	37	2-5 (40.0)	2-7		Allen (16-19), Johnson (5-5)	
11/14	STL	0	0	0	-	0	8	10	10	-	28	0-1 (0.0)	2-4	B. Seabrook	Allen (18-19)	21,401
	CHI	0	1	0	-	1	10	5	4	-	19	1-2 (50.0)	1-2		Crawford (28-28)	
04/03	STL	0	1	2	-	3	7	10	22	1	40	1-3 (33.3)	2-4	J. Toews (SO)	Allen (36-38)	21,482
	CHI	1	1	1	-	4	12	13	11	2	38	0-2 (0.0)	3-6		Ward (37-40)	
TOTALS		SCORING BY PERIOD					SHOTS BY PERIOD					PP	PIM	GOALIE (SAVES-SHOTS)		
	TEAM	1	2	3	OT	TOT	1	2	3	OT	TOT			13-29	Allen (141-156), Johnson (5-5)	Ward (98-108), Crawford (58-64)
	STL	4	4	9	0	17	51	46	71	5	173	7-19 (36.8)	13-29			
	CHI	6	5	3	2	16	63	54	35	9	161	2-12 (16.7)	20-43			

2018-19 REGULAR-SEASON STATISTICS

BLACKHAWKS	GP	G	A	PTS	+/-	PIM	BLUES	GP	G	A	PTS	+/-	PIM
Alex DeBrincat	5	2	2	4	-1	2	Alex Pietrangelo	5	1	3	4	-3	2
Alexandre Fortin	2	0	0	0	0	0	Alexander Steen	5	1	1	2	-2	0
Andreas Martinson	2	0	0	0	0	2	Brayden Schenn	4	2	3	5	1	2
Artem Anisimov	5	3	3	6	3	0	Carl Gunnarsson	2	0	0	0	0	0
Brandon Manning	4	0	0	0	-2	0	Chris Butler	1	1	0	1	0	0
Brandon Saad	5	0	4	4	6	0	Chris Thorburn	1	0	0	0	0	0
Brendan Perlini	1	0	0	0	0	0	Colton Parayko	5	1	4	5	2	0
Brent Seabrook	5	1	0	1	0	11	David Perron	5	2	1	3	-3	0
Carl Dahlstrom	1	0	0	0	2	0	Ivan Barbashev	5	0	1	1	1	5
Chris Kunitz	5	0	0	0	-1	0	Jaden Schwartz	4	0	2	2	-1	2
Connor Murphy	1	0	0	0	-1	0	Jay Bouwmeester	5	0	1	1	-1	2
David Kampf	3	0	0	0	-1	0	Joel Edmundson	3	0	0	0	-1	4
Dennis Gilbert	1	0	0	0	0	2	Jordan Kyrou	2	0	0	0	0	0
Dominik Kahun	5	0	2	2	0	2	Jordan Schmaltz	2	0	1	1	1	0
Drake Gaggiula	1	0	1	1	-1	0	Oskar Sundqvist	3	0	1	1	0	0
Duncan Keith	5	0	2	2	1	0	Pat Maroon	5	0	3	3	0	0
Dylan Strome	1	0	1	1	1	2	Robby Fabbri	1	0	0	0	0	0
Erik Gustafsson	5	0	2	2	3	2	Robert Bortuzzo	3	0	0	0	-2	2
Gustav Forsling	1	0	0	0	0	0	Robert Thomas	5	0	0	0	1	0
Henri Jokiharju	4	0	3	3	2	0	Ryan O'Reilly	5	1	5	6	-2	4
Jan Rutta	3	0	0	0	1	4	Sammy Blais	2	0	0	0	0	0
John Hayden	4	0	0	0	-1	2	Tyler Bozak	5	2	0	2	-1	2
Jonathan Toews	5	4	2	6	1	4	Vince Dunn	4	0	1	1	-3	0
Luke Johnson	3	0	0	0	0	2	Vladimir Tarasenko	5	5	2	7	-3	2
Marcus Kruger	4	1	0	1	1	4	Zach Sanford	3	1	2	3	2	0
Nick Schmaltz	4	0	2	2	-1	2							
Patrick Kane	5	5	4	9	3	2							

GOALTENDER	GP	MIN	GA	SA	SV	AVG	W-L-OTL	GOALTENDER	GP	MIN	GA	SA	SV	AVG	W-L-OTL
Cam Ward	3	99	10	108	98	3.13	3-0-0	Chad Johnson	1	21	0	5	5	0	0-0-0
Corey Crawford	2	78	6	64	58	3.04	1-1-0	Jake Allen	5	287.8	16	156	140	3.34	1-1-3

TAMPA BAY LIGHTNING



JON COOPER



STEVEN STAMKOS



CLUB INFORMATION

Founded: 1992-93
 Home Arena: Amalie Arena (19,092)
 Address: 401 Channelside Drive, Tampa, FL 33602
 Phone: 813-301-6500
 Fax: 813-301-1480
 Website: nhl.com/lightning
 Stanley Cups: 2004
 Vice President/General Manager: Julien BriseBois
 Head Coach: Jon Cooper
 Assistant Coaches: Todd Richards, Jeff Halpern, Derek Lalonde
 Goaltending Coach: Frantz Jean
 Executive Vice President, Communications: Bill Wickett
 Senior Director, Communications: Brian Breseman
 Senior Manager, Communications: Trevor van Knipsenburg
 2018-19 record: 62-16-4 (128 points), 1st Atlantic Division
 2019 playoffs: Eastern Conference First Round (def. by Columbus 4-0)

BROADCAST TEAMS

Television play-by-play: Rick Peckham
 Television color analyst: Brian Engblom
 Radio play-by-play: David Mishkin
 Radio color analysts: Phil Esposito, Dave Andreychuk, Chris Dingman

2019-20 MEETINGS

Thursday, Nov. 21 in Chicago
 Thursday, Feb. 27 at Tampa Bay

ALL-TIME FRANCHISE RECORDS

SEASON-BY-SEASON RECORD

	GP	W	L	T	OTL		GP	W	L	T	OTL
1992-93	7	4	1	2	-	2006-07	-	DID NOT PLAY	-	-	-
1993-94	2	1	1	0	-	2007-08	1	1	0	0	0
1994-95	-	DID NOT PLAY	-	-	-	2008-09	1	1	0	0	0
1995-96	2	0	2	0	-	2009-10	1	1	0	0	0
1996-97	2	0	1	1	-	2010-11	2	0	1	0	1
1997-98	2	0	2	0	-	2011-12	1	0	0	0	1
1998-99	2	1	0	1	-	2012-13	-	DID NOT PLAY	-	-	-
1999-2000	2	2	0	0	0	2013-14	2	0	0	0	2
2000-01	1	1	0	0	0	2014-15	2	1	1	0	0
2001-02	2	1	0	1	0	2015-16	2	1	1	0	0
2002-03	2	2	0	0	0	2016-17	2	0	1	0	1
2003-04	1	0	1	0	0	2017-18	2	0	1	0	1
2004-05	-	SEASON CANCELED	-	-	-	2018-19	2	0	2	0	0
2005-06	1	0	0	0	1	TOTALS	44	17	15	5	7

HOME/AWAY SPLITS

LIFETIME	GP	W	L	T	OTL	GF	GA	PTS
Home	23	12	8	2	1	64	55	27
Road	21	5	7	3	6	56	63	19
TOTALS	44	17	15	5	7	120	118	46

THE LAST TIME THE BLACKHAWKS...

Last Win: Oct. 24, 2015 (1-0 OT in Chicago)
 Last Home Win: Oct. 24, 2015 (1-0 OT)
 Last Road Win: Feb. 17, 2009 (5-3)
 Last Loss: Nov. 23, 2018 (4-2 at Tampa Bay)
 Last Home Loss: Oct. 21, 2018 (6-5)
 Last Road Loss: Nov. 23, 2018 (4-2)
 Last Tie: Jan. 18, 2002 (2-2 at Tampa Bay)
 Last Shutout Win: Oct. 24, 2015 (1-0 OT in Chicago)
 Last Shutout Loss: Jan. 22, 2018 (2-0 in Chicago)

TAMPA BAY LIGHTNING

2018-19 REGULAR-SEASON SERIES RECAP

2018-19 Blackhawks record: 0-1-0 at United Center; 0-1-0 at Tampa Bay

DATE	TEAM	SCORING BY PERIOD					SHOTS BY PERIOD					PP	PIM	GWG	GOALIE (SAVES-SHOTS)	ATTN.
		1	2	3	OT	F	1	2	3	OT	TOT					
10/21	TBL	1	3	2	-	6	12	33	10	-	55	1-3 (33.3)	5-10	B. Point	Domingue (33-36)	21,012
	CHI	1	0	2	-	3	17	6	13	-	36	1-4 (25.0)	4-8			
11/23	CHI	1	1	0	-	2	11	7	14	-	32	0-2 (0.0)	3-6	B. Point	Crawford (25-29) Domingue (30-32)	19,092
	TBL	4	0	0	-	4	19	6	4	-	29	0-3 (0.0)	2-4			
TOTALS		SCORING BY PERIOD					SHOTS BY PERIOD					PP	PIM	GOALIE (SAVES-SHOTS)		
	TEAM	1	2	3	OT	TOT	1	2	3	OT	TOT					
	TBL	5	3	2	-	10	31	39	14	-	84	1-6 (16.7)	7-14	Domingue (63-68)		
	CHI	2	1	2	-	5	28	13	27	-	68	1-6 (16.7)	7-14	Ward (49-54), Crawford (25-29)		

2018-19 REGULAR-SEASON STATISTICS

BLACKHAWKS	GP	G	A	PTS	+/-	PIM	LIGHTNING	GP	G	A	PTS	+/-	PIM		
Alex DeBrincat	2	0	1	1	1	0	Adam Erne	1	0	0	0	1	0		
Alexandre Fortin	2	1	0	1	0	0	Alex Killorn	2	0	0	0	-1	0		
Andreas Martinsen	1	0	0	0	0	2	Anthony Cirelli	2	1	0	1	0	2		
Artem Anisimov	2	1	0	1	-1	0	Anton Stralman	1	0	0	0	1	0		
Brandon Davidson	1	0	1	1	0	0	Brayden Point	2	2	3	5	2	0		
Brandon Manning	1	0	0	0	0	0	Braydon Coburn	2	0	0	0	-1	0		
Brandon Saad	2	0	0	0	-3	0	Cedric Paquette	2	0	0	0	3	0		
Brent Seabrook	2	0	1	1	-6	0	Dan Girardi	2	0	1	1	1	0		
Chris Kunitz	2	0	0	0	-2	0	Erik Cernak	1	0	2	2	3	0		
David Kampf	2	1	0	1	-1	0	J.T. Miller	2	0	2	2	2	0		
Dominik Kahn	2	0	0	0	0	0	Mathieu Joseph	2	0	0	0	0	0		
Duncan Keith	2	0	2	2	0	2	Mikhail Sergachev	2	0	0	0	0	0		
Erik Gustafsson	2	0	0	0	-5	0	Nikita Kucherov	2	1	4	5	3	2		
Gustav Forsling	1	0	0	0	0	0	Ondrej Palat	1	0	1	1	2	2		
Henri Jokiharju	1	0	0	0	-1	0	Ryan Callahan	2	2	0	2	3	0		
Jan Rutta	2	0	2	2	2	2	Ryan McDonagh	2	0	2	2	4	2		
Jonathan Toews	2	1	0	1	-2	0	Steven Stamkos	2	0	0	0	-1	2		
Luke Johnson	1	0	0	0	-1	0	Tyler Johnson	2	2	0	2	3	0		
Marcus Kruger	2	0	0	0	-1	4	Victor Hedman	2	1	1	2	2	0		
Nick Schmaltz	2	1	1	2	-1	0	Yanni Gourde	2	1	0	1	-2	0		
Patrick Kane	2	0	1	1	-5	0									
GOALTENDER	GP	MIN	GA	SA	SV	AVG	W-L-OTL	GOALTENDER	GP	MIN	GA	SA	SV	AVG	W-L-OTL
Cam Ward	1	192	5	54	49	5.08	0-1-0	Louis Domingue	2	120	5	68	63	2.5	2-0-0
Corey Crawford	1	118	4	29	25	4.2	0-1-0								

TORONTO MAPLE LEAFS



MIKE BABCOCK



MORGAN RIELLY



CLUB INFORMATION

Founded: 1917-18
 Home Arena: Scotiabank Arena (18,800)
 Address: 50 Bay St., Suite 500, Toronto, ON M5J 2L2
 Phone: 416-815-5700
 Fax: 416-359-9331
 Website: nhl.com/mapleleafs
 Stanley Cups: 1918, '22, '32, '42, '45, '47, '48, '49, '51, '62, '63, '64, '67
 General Manager: Kyle Dubas
 Head Coach: Mike Babcock
 Assistant Coaches: Andrew Brewer, Paul McFarland
 Goaltending Coach: Steve Briere
 Director, Media Relations: Steve Keogh
 Senior Manager, Media Relations: Scott McNaughton
 Coordinators, Media Relations: Chris Lund, Colin McBride
 2018-19 record: 46-28-8 (100 points), 3rd Atlantic Division
 2019 playoffs: Eastern Conference First Round (def. by Boston 4-3)

BROADCAST TEAMS

Television play-by-play: Chris Cuthbert, Gord Miller, John Bartlett
 Television color analyst: Ray Ferraro, Jamie McLennan, Greg Millen
 Radio play-by-play: Joe Bowen
 Radio color analyst: Jim Ralph

2019-20 MEETINGS

Sunday, Nov. 10 in Chicago
 Saturday, Jan. 18 at Toronto

ALL-TIME FRANCHISE RECORDS INCLUDES TOTALS FROM TORONTO ST. PATRICKS (1926-27)

SEASON-BY-SEASON RECORD

	GP	W	L	T	OTL		GP	W	L	T	OTL
1926-27	4	2	2	0	-	1959-60	14	4	8	2	-
1927-28	4	0	4	0	-	1960-61	14	5	7	2	-
1928-29	4	0	3	1	-	1961-62	14	4	6	4	-
1929-30	4	1	2	1	-	1962-63	14	4	7	3	-
1930-31	4	0	4	0	-	1963-64	14	7	5	2	-
1931-32	6	3	2	1	-	1964-65	14	4	8	2	-
1932-33	6	2	2	2	-	1965-66	14	5	8	1	-
1933-34	6	3	2	1	-	1966-67	14	8	4	2	-
1934-35	6	1	5	0	-	1967-68	10	5	4	1	-
1935-36	6	3	3	0	-	1968-69	8	3	4	1	-
1936-37	6	1	3	2	-	1969-70	8	4	3	1	-
1937-38	6	1	2	3	-	1970-71	6	2	3	1	-
1938-39	8	2	3	3	-	1971-72	6	4	0	2	-
1939-40	8	4	3	1	-	1972-73	5	2	1	2	-
1940-41	8	2	6	0	-	1973-74	5	3	1	1	-
1941-42	8	4	4	0	-	1974-75	4	2	2	0	-
1942-43	10	6	3	1	-	1975-76	4	2	1	1	-
1943-44	10	5	4	1	-	1976-77	4	2	1	1	-
1944-45	10	3	6	1	-	1977-78	4	1	2	1	-
1945-46	10	5	5	0	-	1978-79	4	2	1	1	-
1946-47	12	3	8	1	-	1979-80	4	4	0	0	-
1947-48	12	1	10	1	-	1980-81	4	1	2	1	-
1948-49	12	4	4	4	-	1981-82	7	3	4	0	-
1949-50	14	4	7	3	-	1982-83	8	6	1	1	-
1950-51	14	2	8	4	-	1983-84	8	5	2	1	-
1951-52	14	6	6	2	-	1984-85	8	6	1	1	-
1952-53	14	6	6	2	-	1985-86	8	2	6	0	-
1953-54	14	3	11	0	-	1986-87	8	4	4	0	-
1954-55	14	3	6	5	-	1987-88	8	5	3	0	-
1955-56	14	5	6	3	-	1988-89	8	3	3	2	-
1956-57	14	5	6	3	-	1989-90	8	5	3	0	-
1957-58	14	7	6	1	-	1990-91	8	6	1	1	-
1958-59	14	7	4	3	-	1991-92	8	6	1	1	-

	GP	W	L	T	OTL		GP	W	L	T	OTL
1992-93	7	5	1	1	-	2007-08	1	1	0	0	0
1993-94	6	3	3	0	-	2008-09	1	1	0	0	0
1994-95	5	1	2	2	-	2009-10	1	1	0	0	0
1995-96	6	3	1	2	-	2010-11	1	1	0	0	0
1996-97	5	2	3	0	-	2011-12	1	1	0	0	0
1997-98	6	1	4	1	-	2012-13	-	-	-	-	-
1998-99	3	1	2	0	-	2013-14	2	1	1	0	0
1999-2000	3	2	1	0	0	2014-15	2	1	1	0	0
2000-01	3	1	1	1	0	2015-16	2	2	0	0	0
2001-02	2	0	2	0	0	2016-17	2	2	0	0	0
2002-03	1	0	1	0	0	2017-18	2	0	0	0	2
2003-04	1	1	0	0	0	2018-19	2	1	0	0	1
2004-05	-	-	-	-	-	TOTALS	651	266	286	96	3
2005-06	-	-	-	-	-						
2006-07	1	1	0	0	0						

HOME/AWAY SPLITS

LIFETIME	GP	W	L	T	OTL	GF	GA	PTS
Home	327	163	120	42	2	1,005	855	370
Road	324	103	166	54	1	855	1,103	261
TOTALS	651	266	286	96	3	1,860	1,958	631


THE LAST TIME THE BLACKHAWKS...

Last Win: March 13, 2019 (5-4 at Toronto)
 Last Home Win: Oct. 22, 2016 (5-4 SO)
 Last Road Win: March 13, 2019 (5-4)
 Last Loss: Oct. 7, 2018 (7-6 OT in Chicago)
 Last Home Loss: Oct. 7, 2019 (7-6 OT)
 Last Road Loss: Oct. 9, 2017 (4-3 OT)
 Last Tie: Nov. 11, 2000 (3-3 at Toronto)
 Last Shutout Win: Dec. 21, 2014 (4-0 in Chicago)
 Last Shutout Loss: April 6, 2001 (1-0 in Chicago)

VANCOUVER CANUCKS



TRAVIS GREEN



BO HORVAT



CLUB INFORMATION

Founded: 1970-71
 Home Arena: Rogers Arena (18,865)
 Address: 89 W. Georgia St., Vancouver, BC V6B 0N8
 Phone: 604-899-7400
 Fax: 604-899-4640
 Website: nhl.com/canucks
 Stanley Cups: none
 General Manager: Jim Benning
 Head Coach: Travis Green
 Assistant Coaches: Nolan Baumgartner, Newell Brown, Doug Jarvis, Manny Malhotra
 Goaltending Coach: Ian Clark
 Vice President, Communications/Community Partnerships: Chris Brumwell
 Director, Media Relations/Team Operations: Ben Brown
 Manager, Media Relations/Publications: Stephanie Maniago
 Coordinator, Media Relations: Alfrede De Vera
 2018-19 record: 35-36-11 (81 points), 5th Pacific Division
 2019 playoffs: DNP

BROADCAST TEAMS

Television play-by-play: John Shorthouse
 Television color analyst: John Garrett
 Radio play-by-play: Brendan Batchelor
 Radio color analyst: Corey Hirsch

2019-20 MEETINGS

Thursday, Nov. 7 in Chicago
 Thursday, Jan. 2 at Vancouver
 Wednesday, Feb. 12 at Vancouver

ALL-TIME FRANCHISE RECORDS

SEASON-BY-SEASON RECORD (SINCE 1975)

	GP	W	L	T	OTL		GP	W	L	T	OTL
1970-71	6	5	0	1	-	1995-96	4	2	1	1	-
1971-72	6	3	2	1	-	1996-97	4	0	2	2	-
1972-73	5	3	1	1	-	1997-98	4	4	0	0	-
1973-74	5	4	0	1	-	1998-99	4	2	1	1	-
1974-75	6	2	4	0	-	1999-2000	4	2	2	0	0
1975-76	6	4	1	1	-	2000-01	4	3	1	0	0
1976-77	6	1	4	1	-	2001-02	4	2	1	1	0
1977-78	6	2	3	1	-	2002-03	4	1	3	0	0
1978-79	8	1	3	4	-	2003-04	4	1	1	0	2
1979-80	4	1	1	2	-	2004-05	- SEASON CANCELED -				
1980-81	4	2	2	0	-	2005-06	4	0	3	0	1
1981-82	3	1	2	0	-	2006-07	4	1	2	0	1
1982-83	3	0	1	2	-	2007-08	4	1	2	0	1
1983-84	3	2	1	0	-	2008-09	4	2	2	0	0
1984-85	3	2	1	0	-	2009-10	4	2	2	0	0
1985-86	3	3	0	0	-	2010-11	4	2	2	0	0
1986-87	3	1	1	1	-	2011-12	4	2	1	0	1
1987-88	3	2	1	0	-	2012-13	3	1	1	0	1
1988-89	3	1	2	0	-	2013-14	3	2	0	0	1
1989-90	3	2	1	0	-	2014-15	3	1	1	0	1
1990-91	3	2	1	0	-	2015-16	3	2	1	0	0
1991-92	3	1	2	0	-	2016-17	3	2	0	0	1
1992-93	4	2	1	1	-	2017-18	3	0	3	0	0
1993-94	4	1	3	0	-	2018-19	3	1	1	0	1
1994-95	4	4	0	0	-	TOTALS	191	88	71	22	11

HOME/AWAY SPLITS

LIFETIME	GP	W	L	T	OTL	GF	GA	PTS
Home	95	57	24	7	7	329	233	125
Road	97	31	47	15	4	270	290	81
TOTALS	191	88	71	22	11	599	523	206

THE LAST TIME THE BLACKHAWKS...

Last Win: Feb. 7, 2019 (4-3 OT in Chicago)
 Last Home Win: Feb. 7, 2019 (4-3 OT)
 Last Road Win: Nov. 19, 2016 (4-3 OT)
 Last Loss: March 18, 2019 (3-2 OT in Chicago)
 Last Home Loss: March 18, 2019 (3-2 OT)
 Last Road Loss: Oct. 31, 2018 (4-2)
 Last Tie: Nov. 28, 2001 (3-3 in Chicago)
 Last Shutout Win: Dec. 13, 2015 (4-0 in Chicago)
 Last Shutout Loss: Dec. 3, 2010 (3-0 in Chicago)

2018-19 REGULAR-SEASON SERIES RECAP

2018-19 Blackhawks record: 1-0-1 at United Center; 0-1-0 at Vancouver

DATE	TEAM	SCORING BY PERIOD					SHOTS BY PERIOD					PP	PIM	GWG	GOALIE (SAVES-SHOTS)	ATTN.
		1	2	3	OT	F	1	2	3	OT	TOT					
10/31	CHI	1	1	0	-	2	9	10	7	-	26	1-2 (50.0)	3-6		Crawford (24-28)	
	VAN	1	1	2	-	4	6	8	14	-	28	0-3 (0.0)	2-4	B. Gaunce	Markstrom (24-26)	16,955
02/07	VAN	0	2	1	0	3	14	14	13	2	43	1-5 (20.0)	5-10		Markstrom (31-35)	
	CHI	2	1	0	1	4	13	9	10	3	35	2-5 (40.0)	5-10	J. Toews (OT)	Delia (40-43)	21,540
03/18	VAN	0	2	0	1	3	11	11	11	1	34	1-1 (100.0)	3-6	B. Horvat (OT)	Demko (29-31)	
	CHI	1	0	1	0	2	10	4	17	0	31	1-3 (33.3)	1-2		Crawford (31-34)	21,496
TOTALS		SCORING BY PERIOD					SHOTS BY PERIOD					PP	PIM	GOALIE (SAVES-SHOTS)		
TEAM		1	2	3	OT	TOT	1	2	3	OT	TOT					
VAN		1	5	3	1	10	31	33	38	3	105	2-9 (22.2)	10-20	Markstrom (55-61), Demko (29-31)		
CHI		4	2	1	1	8	32	23	34	3	92	4-10 (40.0)	9-18	Crawford (55-62), Delia (40-43)		

2018-19 REGULAR-SEASON STATISTICS

BLACKHAWKS	GP	G	A	PTS	+/-	PIM	CANUCKS	GP	G	A	PTS	+/-	PIM		
Alex DeBrincat	3	2	0	2	0	0	Adam Gaudette	2	0	0	0	-1	0		
Alexandre Fortin	1	0	0	0	-1	0	Alex Biega	3	1	1	2	1	2		
Artem Anisimov	3	0	2	2	-1	0	Alexander Edler	1	1	1	2	0	0		
Brandon Davidson	1	0	0	0	-2	0	Antoine Roussel	2	1	0	1	3	2		
Brandon Manning	1	0	0	0	-2	0	Ashton Sautner	1	0	0	0	0	0		
Brandon Saad	3	2	0	2	-1	0	Ben Hutton	2	0	0	0	0	2		
Brendan Perlini	2	0	0	0	-1	2	Bo Horvat	3	1	1	2	2	0		
Brent Seabrook	3	0	1	1	-1	4	Brandon Sutter	1	0	0	0	-1	2		
Chris Kunitz	3	0	1	1	-1	0	Brendan Gaunce	1	1	1	2	3	0		
Connor Murphy	2	0	1	1	1	0	Brock Boeser	3	0	2	2	2	2		
David Kampf	2	0	0	0	-1	0	Christopher Tanev	1	0	1	1	-1	0		
Dominik Kahun	3	0	0	0	0	0	Derrick Pouliot	2	0	0	0	4	2		
Drake Gaggiula	1	0	0	0	0	2	Elias Pettersson	3	1	1	2	1	0		
Duncan Keith	3	0	1	1	1	0	Erik Gudbranson	2	0	1	1	0	0		
Dylan Sikura	1	0	0	0	0	0	Guillaume Brisebois	1	0	0	0	1	0		
Dylan Strome	2	0	3	3	2	0	Jake Virtanen	3	2	1	3	0	0		
Erik Gustafsson	3	1	1	2	-3	2	Jay Beagle	2	0	0	0	0	2		
Gustav Forsling	2	0	0	0	-2	2	Josh Leivo	2	1	2	3	2	0		
Henri Jokiharju	1	0	0	0	0	0	Loui Eriksson	3	0	0	0	0	2		
John Hayden	2	0	0	0	-2	0	Luke Schenn	1	0	0	0	0	0		
Jonathan Toews	3	3	0	3	-1	2	Markus Granlund	3	1	1	2	1	0		
Luke Johnson	1	0	1	1	-2	0	Michael Del Zotto	1	0	0	0	1	2		
Marcus Kruger	3	0	0	0	-1	2	Nikolay Goldobin	2	0	0	0	0	0		
Nick Schmaltz	1	0	0	0	-1	0	Tanner Pearson	1	0	0	0	0	0		
Patrick Kane	2	0	3	3	-1	0	Tim Schaller	2	0	0	0	0	2		
Slater Koekkoek	2	0	0	0	0	2	Troy Stecher	3	0	1	1	2	0		
							Tyler Motte	3	0	0	0	0	0		
GOALTENDER	GP	MIN	GA	SA	SV	AVG	W-L-OTL	GOALTENDER	GP	MIN	GA	SA	SV	AVG	W-L-OTL
Corey Crawford	2	118	7	62	55	3.56	0-1-1	Jacob Markstrom	2	123	6	61	55	2.93	1-0-1
Collin Delia	1	63	3	43	40	2.85	1-0-0	Thatcher Demko	1	60.3	2	31	29	1.99	1-0-0

LEADERSHIP

PLAYERS

2018-19

OPPONENTS

TRADITION

RECORDS

PLAYOFFS

HISTORY

MINORS

MEDIA

VEGAS GOLDEN KNIGHTS



GERARD GALLANT



REILLY SMITH



CLUB INFORMATION

Founded: 2016-17
 Home Arena: T-Mobile Arena (17500)
 Address: 3780 South Las Vegas Blvd., Las Vegas, NV 89158
 Phone: 702-790-2663
 Website: nhl.com/goldenknights
 Stanley Cups: none
 General Manager: Kelly McCrimmon
 President of Hockey Operations: George McPhee
 Head Coach: Gerard Gallant
 Assistant Coaches: Ryan Craig, Mike Kelly, Ryan McGill
 Goaltending Coach: David Prior
 Vice President, Communications and Content: Eric Tosi
 Director, Communications: Sage Sammons
 Senior Manager, Communications and Content: Alyssa Girardi
 2018-19 record: 43-32-7 (93 points), 3rd Pacific Division
 2019 playoffs: Western Conference First Round (def. by San Jose 4-3)

BROADCAST TEAMS

Television play-by-play: Dave Goucher
 Television color analyst: Shane Hnidy
 Radio play-by-play: Dan D'Uva, Jesus Lopez (Spanish)
 Radio color analyst: Stu Grimson, Herbert Castro (Spanish)

2019-20 MEETINGS

Tuesday, Oct. 22 in Chicago
 Wednesday, Nov. 13 at Vegas
 Tuesday, Dec. 10 at Vegas

ALL-TIME FRANCHISE RECORDS

SEASON-BY-SEASON RECORD

	GP	W	L	T	OTL
2017-18	3	0	3	0	0
2018-19	3	0	2	0	1
TOTALS	6	0	5	0	1

HOME/AWAY SPLITS

LIFETIME	GP	W	L	T	OTL	GF	GA	PTS
Home	3	0	2	0	1	10	17	0
Road	3	0	3	0	0	7	13	1
TOTALS	6	0	5	0	1	8	14	1

THE LAST TIME THE BLACKHAWKS...

Last Win: none
 Last Home Win: none
 Last Road Win: none
 Last Loss: Jan. 12, 2019 (4-3 OT in Chicago)
 Last Home Loss: Jan. 12, 2019 (4-3 OT)
 Last Road Loss: Dec. 6, 2018 (4-3)
 Last Tie: none
 Last Shutout Win: none
 Last Shutout Loss: none

VEGAS GOLDEN KNIGHTS

2018-19 REGULAR-SEASON SERIES RECAP

2018-19 Blackhawks record: 0-1-1 at United Center; 0-1-0 at Vegas

DATE	TEAM	SCORING BY PERIOD					SHOTS BY PERIOD					PP	PIM	GWG	GOALIE (SAVES-SHOTS)	ATTN.
		1	2	3	OT	F	1	2	3	OT	TOT					
11/27	VGK	3	3	2	-	8	9	21	13	-	43	1-3 (33.3)	2-4	W. Karlsson	Fleury (21-24)	21,460
	CHI	0	2	1	-	3	11	9	4	-	24	0-2 (0.0)	3-6		Crawford (24-30), Ward (11-13)	
12/06	CHI	0	2	1	-	3	10	17	8	-	35	0-4 (0.0)	2-4	A. Tuch	Crawford (32-36)	18,494
	VGK	2	0	2	-	4	15	11	10	-	36	1-2 (50.0)	4-8		Fleury (32-35)	
01/12	VGK	0	2	1	1	4	11	10	12	1	34	0-2 (0.0)	3-8	S. Theodore	Fleury (20-23)	21,760
	CHI	2	1	0	0	3	10	8	5	0	23	2-4 (50.0)	2-4		Delia (30-34)	
TOTALS		SCORING BY PERIOD					SHOTS BY PERIOD									
	TEAM	1	2	3	OT	TOT	1	2	3	OT	TOT	PP	PIM		GOALIE (SAVES-SHOTS)	
	VGK	5	5	5	1	16	35	42	35	1	113	2-7 (28.6)	9-20		Fleury (73-82)	
	CHI	2	5	2	0	9	31	34	17	0	82	2-10 (20.0)	7-14		Crawford (56-66), Ward (11-13), Delia (30-34)	

2018-19 REGULAR-SEASON STATISTICS

BLACKHAWKS	GP	G	A	PTS	+/-	PIM	KNIGHTS	GP	G	A	PTS	+/-	PIM		
Alex DeBrincat	3	2	1	3	1	0	Alex Tuch	3	3	2	5	2	0		
Alexandre Fortin	1	0	0	0	-1	0	Brandon Pirri	1	0	1	1	1	0		
Andreas Martinsen	1	0	0	0	0	0	Brayden McNabb	3	0	0	0	2	0		
Artem Anisimov	3	1	0	1	1	4	Cody Eakin	3	2	1	3	3	0		
Brandon Manning	2	0	0	0	-3	2	Colin Miller	2	0	0	0	-2	2		
Brandon Saad	3	0	1	1	-6	0	Daniel Carr	1	1	0	1	2	0		
Brendan Perlini	2	0	0	0	-2	0	Deryk Engelland	3	1	3	4	3	0		
Brent Seabrook	3	0	0	0	-3	2	Jon Merrill	1	0	1	1	1	4		
Carl Dahlstrom	1	0	0	0	-3	0	Jonathan Marchessault	3	1	1	2	-1	2		
Chris Kunitz	1	0	0	0	0	0	Max Pacioretty	3	0	6	6	3	0		
Connor Murphy	1	0	0	0	-2	2	Nate Schmidt	3	0	2	2	4	0		
David Kampf	3	0	1	1	-5	0	Nick Holden	3	0	0	0	-1	0		
Dominik Kahun	3	0	1	1	-1	0	Oscar Lindberg	2	0	1	1	1	2		
Drake Gaggiula	1	0	0	0	-2	0	Paul Stastny	1	1	1	2	2	0		
Duncan Keith	3	0	2	2	-1	0	Pierre-Edouard Bellemare	3	0	0	0	1	0		
Dylan Strome	3	2	1	3	1	0	Reilly Smith	2	1	2	3	0	0		
Erik Gustafsson	3	1	2	3	1	0	Ryan Carpenter	3	1	2	3	4	0		
Gustav Forsling	1	1	0	1	-2	2	Ryan Reaves	3	1	0	1	0	0		
Henri Jokiharju	2	0	0	0	1	0	Shea Theodore	3	3	2	5	6	6		
Jan Rutta	2	0	0	0	-1	0	Tomas Nosek	3	0	2	2	2	2		
John Hayden	3	0	0	0	-1	0	William Carrier	2	0	0	0	0	0		
Jonathan Toews	3	1	2	3	-3	0	William Karlsson	3	1	1	2	-1	2		
Marcus Kruger	3	0	0	0	-2	0									
Patrick Kane	3	1	3	4	1	2									
GOALTENDER	GP	MIN	GA	SA	SV	AVG	W-L-OTL	GOALTENDER	GP	MIN	GA	SA	SV	AVG	W-L-OTL
Cam Ward	1	20	2	13	11	6	0-0-0	Marc-Andre Fleury	3	181	9	82	73	2.98	3-0-0
Corey Crawford	2	97	10	66	56	6.17	0-2-0								
Collin Delia	1	61	4	34	30	3.94	0-0-1								

LEADERSHIP

PLAYERS

2018-19

OPPONENTS

TRADITION

RECORDS

PLAYOFFS

HISTORY

MINORS

MEDIA

WASHINGTON CAPITALS



TODD REIDEN



ALEX OVECHKIN



CLUB INFORMATION

Founded: 1974-75
 Home Arena: Capital One Arena (18,506)
 Address: 627 N. Glebe Road, Suite 850, Arlington, VA 22205
 Phone: 202-266-2200
 Fax: 202-266-2360
 Website: nhl.com/capitals
 Stanley Cups: 2018
 Senior Vice President/General Manager: Brian MacLellan
 Head Coach: Todd Reiden
 Assistant Coaches: Blaine Forsythe, Reid Cashman, Scott Arniel
 Head Goaltending Coach: Scott Murray
 Vice President, Communications: Sergey Kocharov
 Manager, Media Relations and Content: Tommy Chalk
 Manager, Communications and Publicity: Megan Eichenberg
 2018-19 record: 48-26-8 (104 points), 1st Metropolitan Division
 2019 playoffs: Eastern Conference First Round (det. by Carolina 4-3)

BROADCAST TEAMS

Television play-by-play: Joe Beninati
 Television color analyst: Craig Laughlin
 Radio play-by-play: John Walton
 Radio color analyst: Ken Sabourin

2019-20 MEETINGS

Sunday, Oct. 20 in Chicago
 Saturday, March 14 at Washington

ALL-TIME FRANCHISE RECORDS

SEASON-BY-SEASON RECORD (SINCE 1975)

	GP	W	L	T	OTL		GP	W	L	T	OTL
1974-75	4	3	1	0	-	1997-98	2	0	2	0	-
1975-76	4	2	2	0	-	1998-99	2	1	1	0	-
1976-77	4	2	1	1	-	1999-2000	2	0	1	1	0
1977-78	4	3	0	1	-	2000-01	2	2	0	0	0
1978-79	4	2	1	1	-	2001-02	1	0	1	0	0
1979-80	4	2	2	0	-	2002-03	1	0	1	0	0
1980-81	4	1	1	2	-	2003-04	2	1	1	0	0
1981-82	3	2	1	0	-	2004-05	-	SEASON CANCELED	-	-	-
1982-83	3	0	2	1	-	2005-06	1	1	0	0	0
1983-84	3	1	1	1	-	2006-07	-	DID NOT PLAY	-	-	-
1984-85	3	0	3	0	-	2007-08	1	1	0	0	0
1985-86	3	1	2	0	-	2008-09	1	0	1	0	0
1986-87	3	1	1	1	-	2009-10	1	0	0	0	1
1987-88	3	1	2	0	-	2010-11	1	0	0	0	1
1988-89	3	1	2	0	-	2011-12	1	1	0	0	0
1989-90	3	2	1	0	-	2012-13	-	DID NOT PLAY	-	-	-
1990-91	3	3	0	0	-	2013-14	2	1	1	0	0
1991-92	2	2	0	0	-	2014-15	2	0	2	0	0
1992-93	3	1	1	1	-	2015-16	2	1	1	0	0
1993-94	2	0	2	0	-	2016-17	2	0	1	0	1
1994-95	-	DID NOT PLAY	-	-	-	2017-18	2	1	1	0	0
1995-96	2	1	1	0	-	2018-19	2	1	1	0	0
1996-97	2	2	0	0	-	TOTALS	99	44	41	11	3

HOME/AWAY SPLITS

LIFETIME	GP	W	L	T	OTL	GF	GA	PTS
Home	49	28	13	6	2	192	144	64
Road	50	16	28	5	1	143	183	38
TOTALS	99	44	41	11	3	335	327	102

THE LAST TIME THE BLACKHAWKS...

Last Win: Jan. 20, 2019 (8-5 in Chicago)
 Last Home Win: Jan. 20, 2019 (8-5)
 Last Road Win: Jan. 10, 2006 (4-3 OT)
 Last Loss: Nov. 21, 2018 (4-2 at Washington)
 Last Home Loss: Nov. 11, 2016 (3-2 OT)
 Last Road Loss: Nov. 21, 2018 (4-2)
 Last Tie: Nov. 15, 2002 (2-2 in Chicago)
 Last Shutout Win: March 19, 2008 (5-0 in Chicago)
 Last Shutout Loss: Jan. 13, 2017 (6-0 at Washington)

2018-19 REGULAR-SEASON SERIES RECAP

2018-19 Blackhawks record: 1-0-0 at United Center; 0-1-0 at Washington


DATE	TEAM	SCORING BY PERIOD					SHOTS BY PERIOD					PP	PIM	GWG	GOALIE (SAVES-SHOTS)	ATTN.	
		1	2	3	OT	F	1	2	3	OT	TOT						
11/21	CHI	0	1	1	-	2	14	10	15	-	39	0-3 (0.0)	3-6	M. Kempny	Crawford (23-27)	18,506	
	WSH	2	1	1	-	4	12	9	6	-	27	1-3 (33.3)	3-6				Holtby (37-39)
	01/20	WSH	1	1	3	-	5	15	9	15	-	39	0-2 (0.0)				5-10
	CHI	3	1	4	-	8	9	12	7	-	28	1-2 (50.0)	5-10	J. Toews	Delia (34-39)	21,316	
TOTALS		SCORING BY PERIOD					SHOTS BY PERIOD					PP	PIM	GOALIE (SAVES-SHOTS)			
	TEAM	1	2	3	OT	TOT	1	2	3	OT	TOT	PP	PIM				
	WSH	3	2	4	-	9	27	18	21	-	66	1-5 (20.0)	8-16	Holtby (44-50), Copley (14-17)			
	CHI	3	2	5	-	10	23	22	22	-	67	1-5 (20.0)	8-16	Crawford (23-27), Delia (34-39)			

2018-19 REGULAR-SEASON STATISTICS

BLACKHAWKS	GP	G	A	PTS	+/-	PIM	CAPITALS	GP	G	A	PTS	+/-	PIM
Alex DeBrincat	2	1	1	2	2	0	Alex Ovechkin	2	0	1	1	2	4
Alexandre Fortin	1	0	0	0	0	0	Andre Burakovsky	2	1	2	3	2	0
Andreas Martinson	1	0	0	0	-1	2	Brett Connolly	2	0	1	1	-1	0
Artem Anisimov	2	0	1	1	-1	2	Brooks Orpik	1	1	0	1	-2	0
Brandon Saad	2	2	0	2	-2	2	Chandler Stephenson	1	0	0	0	-1	0
Brent Seabrook	2	0	1	1	2	0	Christian Djoos	1	0	0	0	-1	0
Carl Dahlstrom	1	0	1	1	-1	0	Devante Smith-Pelly	2	1	0	1	1	2
Chris Kunitz	1	0	0	0	-1	0	Dmitrij Jaskin	2	0	0	0	-3	0
Connor Murphy	1	0	0	0	-1	2	Dmitry Orlov	2	1	1	2	1	0
David Kampf	2	0	1	1	-2	2	Evgeny Kuznetsov	1	0	0	0	-3	0
Dominik Kahn	2	0	0	0	-1	0	Jakub Vrana	2	0	2	2	-2	0
Drake Caggiula	1	0	0	0	3	0	John Carlson	2	2	1	3	1	0
Duncan Keith	2	0	2	2	0	2	Lars Eller	2	0	2	2	-2	0
Dylan Strome	1	1	2	3	1	0	Madison Bowey	2	0	0	0	-2	0
Erik Gustafsson	2	1	0	1	2	2	Matt Niskanen	2	1	2	3	0	0
Gustav Forsling	1	0	0	0	0	2	Michal Kempny	2	1	0	1	2	2
Henri Jokiharju	1	0	0	0	0	0	Nic Dowd	1	0	0	0	0	2
Jan Rutta	1	0	0	0	-1	0	Nicklas Backstrom	2	0	2	2	1	2
John Hayden	2	0	0	0	-1	0	T.J. Oshie	1	0	2	2	1	0
Jonathan Toews	2	3	3	6	4	0	Tom Wilson	2	1	0	1	-1	2
Marcus Kruger	2	0	0	0	-3	0	Travis Boyd	2	0	2	2	1	2
Nick Schmaltz	1	0	1	1	0	0							
Patrick Kane	2	2	3	5	5	0							
Slater Koekoek	1	0	0	0	1	0							



PAUL MAURICE



BLAKE WHEELER



CLUB INFORMATION

Founded: 1999-2000 (Atlanta), 2011-12 (Winnipeg)
 Home Arena: Bell MTS Centre (15,294)
 Address: 345 Graham Ave., Winnipeg, MB R3C 5S6
 Phone: 204-987-7825
 Fax: 204-926-5555
 Website: nhl.com/jets
 Stanley Cups: none
 Executive Vice President/General Manager: Kevin Cheveldayoff
 Head Coach: Paul Maurice
 Associate Coach: Jamie Kompon
 Assistant Coaches: Charlie Huddy, Todd Woodcroft, Wade Flaherty
 Goaltending Coach: Wade Flaherty
 Senior Director, Hockey Communications: Scott Brown
 2018-19 record: 47-30-5 (99 points), 2nd Central Division
 2019 playoffs: Western Conference First Round (det. by St. Louis 4-2)

BROADCAST TEAMS

Television play-by-play: Dennis Beyak, Brian Munz
 Television color analyst: Kevin Sawyer
 Radio play-by-play: Paul Edmonds, Dennis Beyak
 Radio color analyst: Brian Munz

2019-20 MEETINGS

Saturday, Oct. 12 in Chicago
 Thursday, Dec. 19 at Winnipeg
 Sunday, Jan. 19 in Chicago
 Sunday, Feb. 9 at Winnipeg
 Sunday, Feb. 16 at Winnipeg

ALL-TIME FRANCHISE RECORDS INCLUDES TOTALS FROM ATLANTA THRASHERS (1999-2011)

SEASON-BY-SEASON RECORD

	GP	W	L	T	OTL		GP	W	L	T	OTL
1999-2000	1	1	0	0	0	2009-10	1	1	0	0	0
2000-01	2	1	1	0	0	2010-11	1	1	0	0	0
2001-02	1	1	0	0	0	2011-12	1	1	0	0	0
2002-03	1	1	0	0	0	2012-13	- DID NOT PLAY -				
2003-04	1	0	1	0	0	2013-14	4	3	1	0	0
2004-05	- SEASON CANCELED -					2014-15	5	2	3	0	0
2005-06	1	1	0	0	0	2015-16	5	4	1	0	0
2006-07	- DID NOT PLAY -					2016-17	5	1	4	0	0
2007-08	1	0	1	0	0	2017-18	5	3	2	0	0
2008-09	1	1	0	0	0	2018-19	4	0	2	0	2
						TOTALS	40	22	16	0	2

HOME/AWAY SPLITS

	LIFETIME	GP	W	L	T	OTL	GF	GA	PTS
Home		19	9	8	0	2	48	46	20
Road		21	13	8	0	0	69	67	26
TOTALS		40	22	16	0	2	117	113	46

THE LAST TIME THE BLACKHAWKS...

Last Win: March 29, 2018 (6-2 in Chicago)
 Last Home Win: March 29, 2018 (6-2)
 Last Road Win: Dec. 14, 2017 (5-1)
 Last Loss: April 1, 2019 (4-3 OT in Chicago)
 Last Home Loss: April 1, 2019 (4-3 OT)
 Last Road Loss: Dec. 11, 2018 (6-3)
 Last Tie: none
 Last Shutout Win: March 18, 2016 (4-0 at Winnipeg)
 Last Shutout Loss: Nov. 15, 2016 (4-0 at Winnipeg)

2018-19 REGULAR-SEASON SERIES RECAP

2018-19 Blackhawks record: 0-0-2 at United Center; 0-2-0 at Winnipeg

DATE	TEAM	SCORING BY PERIOD					SHOTS BY PERIOD					PP	PIM	GWG	GOALIE (SAVES-SHOTS)	ATTN.	
		1	2	3	OT	F	1	2	3	OT	TOT						
11/29	CHI	2	1	2	-	5	13	5	13	-	31	0-2 (0.0)	3-6			Crawford (27-33)	
	WPG	2	2	2	-	6	15	12	6	-	33	1-3 (33.3)	2-4	N. Ehlers		Hellebuyck (26-31)	15,321
12/11	CHI	0	2	1	-	3	5	17	13	-	35	0-2 (0.0)	5-10			Ward (28-33)	
	WPG	3	1	2	-	6	15	10	9	-	34	3-5 (0.0)	2-4	K. Connor		Brossit (32-35)	15,321
12/14	WPG	1	2	0	1	4	14	11	14	3	42	1-4 (25.0)	2-4	M. Scheifele		Brossit (34-37)	
	CHI	1	1	1	0	3	13	13	11	0	37	0-2 (0.0)	4-8			Crawford (38-42)	21,235
04/01	WPG	2	1	0	1	4	9	14	9	6	38	0-4 (0.0)	4-11	K. Hayes		Hellebuyck (25-28)	
	CHI	1	1	1	0	3	12	7	7	2	28	1-3 (33.3)	5-13			Crawford (34-38)	21,314
TOTALS		SCORING BY PERIOD					SHOTS BY PERIOD					PP	PIM	GOALIE (SAVES-SHOTS)			
	TEAM	1	2	3	OT	TOT	1	2	3	OT	TOT	PP	PIM				
	WPG	8	6	4	2	20	53	47	38	9	147	5-16 (31.3)	10-23			Hellebuyck (51-59), Brossit (66-72)	
	CHI	4	5	5	0	14	43	42	44	2	131	1-9 (11.1)	17-37			Crawford (99-113), Ward (28-33)	

2018-19 REGULAR-SEASON STATISTICS

BLACKHAWKS	GP	G	A	PTS	+/-	PIM	JETS	GP	G	A	PTS	+/-	PIM
Alex DeBrincat	4	1	1	2	-1	0	Adam Lowry	4	1	0	1	1	0
Alexandre Fortin	1	0	0	0	0	0	Andrew Copp	1	0	1	1	2	0
Andreas Martinsen	2	0	1	1	1	0	Ben Chiarot	4	0	0	0	-5	0
Artem Anisimov	2	1	1	2	1	0	Blake Wheeler	4	0	7	7	3	2
Brandon Manning	2	0	0	0	1	0	Brandon Tanev	4	1	1	2	1	0
Brandon Saad	4	0	2	2	-4	0	Brendan Lemieux	3	0	0	0	-2	0
Brendan Perlini	4	0	0	0	-3	0	Bryan Little	4	0	1	1	-1	0
Brent Seabrook	4	0	0	0	-3	0	Cameron Schilling	1	0	1	1	-1	0
Carl Dahlstrom	2	0	1	1	1	2	Dmitry Kulikov	3	0	0	0	2	2
Chris Kunitz	1	0	0	0	0	0	Dustin Byfuglien	3	0	4	4	1	7
Connor Murphy	3	0	0	0	-1	4	Jack Roslovic	4	2	1	3	0	0
David Kampf	3	0	3	3	3	0	Jacob Trouba	4	1	1	2	3	2
Dominik Kahun	4	2	0	2	5	0	Josh Morrissey	3	0	2	2	2	2
Drake Gaggliola	1	0	1	1	0	5	Kevin Hayes	1	1	0	1	0	0
Duncan Keith	4	0	3	3	2	4	Kyle Connor	4	2	0	2	-5	0
Dylan Sikura	2	0	0	0	-1	0	Mark Scheifele	4	3	5	8	3	0
Dylan Strome	4	3	1	4	-3	0	Mason Appleton	2	0	0	0	1	0
Erik Gustafsson	3	1	4	5	1	4	Mathieu Perreault	4	2	1	3	2	4
Gustav Forsling	2	0	0	0	-2	4	Nathan Beaulieu	1	0	0	0	0	0
Henri Jokiharju	2	0	1	1	-2	0	Nic Petan	1	0	0	0	-3	0
Jan Rutta	2	1	0	1	2	4	Nikolaj Ehlers	4	3	1	4	4	0
John Hayden	4	1	1	2	2	2	Patrik Laine	4	3	1	4	-2	2
Jonathan Toews	4	3	2	5	-1	2	Sami Niku	1	0	0	0	-1	0
Marcus Kruger	4	1	0	1	1	0	Tyler Myers	4	1	2	3	1	0
Patrick Kane	4	0	3	3	-4	2							


NHL RECORDS VS. OPPONENTS

LEADERSHIP
PLAYERS
2019-20
OPPONENTS
TRADITION
RECORDS
PLAYOFFS
HISTORY
MINORS
MEDIA

Team	OVERALL					HOME					ROAD				
	Wins	Losses	Ties	OT	Points	Wins	Losses	Ties	OT	Points	Wins	Losses	Ties	OT	Points
Anaheim Ducks	40	47	5	3	88	23	21	2	3	51	17	26	3	0	37
Arizona Coyotes	73	50	15	9	170	40	17	10	5	95	33	33	5	4	75
Arizona Coyotes	11	3	0	1	23	6	1	0	1	13	5	2	0	0	10
Phoenix Coyotes	28	24	8	8	72	11	11	7	4	33	17	13	1	4	39
Winnipeg Jets	34	23	7	0	75	23	5	3	0	49	11	18	4	0	26
Boston Bruins	243	266	79	2	567	151	98	45	2	349	92	168	34	0	218
Buffalo Sabres	56	53	13	1	126	36	18	6	1	79	20	35	7	0	47
Calgary Flames	75	64	26	8	184	41	29	13	3	98	34	35	13	5	86
Calgary Flames	57	51	17	8	139	31	26	7	3	72	26	25	10	5	67
Atlanta Flames	18	13	9	0	45	10	3	6	0	26	8	10	3	0	19
Carolina Hurricanes	36	32	7	2	81	21	13	3	1	46	15	19	4	1	35
Carolina Hurricanes	10	15	1	2	23	6	7	0	1	13	4	8	1	1	10
Hartford Whalers	26	17	6	0	58	15	6	3	0	33	11	11	3	0	25
Colorado Avalanche	62	59	9	9	142	36	25	3	6	81	26	34	6	3	58
Colorado Avalanche	39	43	3	9	90	22	18	1	6	51	17	25	2	3	39
Quebec Nordiques	23	16	6	0	52	14	7	2	0	30	9	9	4	0	22
Columbus Blue Jackets	49	27	2	7	107	26	13	1	2	55	23	14	1	5	52
Dallas Stars	140	105	31	5	316	80	43	15	1	176	60	62	16	4	140
Dallas Stars	48	49	10	5	111	24	25	5	1	54	24	24	5	4	57
Minnesota North Stars	92	56	21	0	205	56	18	10	0	122	36	38	11	0	83
Detroit Red Wings	285	357	84	11	665	170	142	51	7	398	115	215	33	4	267
Detroit Red Wings	272	338	78	11	633	163	134	47	7	380	109	204	31	4	253
Detroit Cougars	8	12	4	0	20	3	6	3	0	9	5	6	1	0	11
Detroit Falcons	5	7	2	0	12	4	2	1	0	9	1	5	1	0	3
Edmonton Oilers	68	51	12	7	155	36	20	7	6	85	32	31	5	1	70
Florida Panthers	24	10	3	2	53	12	5	2	1	27	12	5	1	1	26
Los Angeles Kings	94	78	17	9	214	50	38	9	3	112	44	40	8	6	102
Minnesota Wild	32	32	1	10	75	17	16	1	3	38	15	16	0	7	37
Montreal Canadiens	159	301	103	4	425	100	127	55	0	255	59	174	48	4	170
Nashville Predators	58	42	4	9	129	34	19	1	3	72	24	23	3	6	57
New Jersey Devils	50	39	21	3	124	30	15	10	1	71	20	24	11	2	53
New Jersey Devils	27	29	11	3	68	16	13	5	1	38	11	16	6	2	30
Kansas City Scouts	9	1	2	0	20	5	0	1	0	11	4	1	1	0	9
Colorado Rockies	14	9	8	0	36	9	2	4	0	22	5	7	4	0	14
New York Islanders	51	40	20	3	125	33	19	5	1	72	18	21	15	2	53
New York Rangers	251	239	98	3	603	134	116	43	3	314	117	123	55	0	289
Ottawa Senators	24	9	2	1	51	12	3	2	0	26	12	6	0	1	25
Philadelphia Flyers	47	62	30	1	125	31	19	19	0	81	16	43	11	1	44
Pittsburgh Penguins	76	42	17	2	171	47	11	10	1	105	29	31	7	1	66
San Jose Sharks	43	43	5	9	100	26	18	2	4	58	17	25	3	5	42
St. Louis Blues	152	117	35	11	350	92	43	18	6	208	60	74	17	5	142
Tampa Bay Lightning	17	15	5	7	46	12	8	2	1	27	5	7	3	6	19
Toronto Maple Leafs	266	286	96	3	631	163	120	42	2	371	103	166	54	1	261
Toronto Maple Leafs	264	284	96	3	627	161	120	42	2	366	103	164	54	1	261
Toronto St. Patricks	2	2	0	0	4	2	0	0	0	4	0	2	0	0	0
Vancouver Canucks	88	71	22	11	209	57	24	7	7	128	31	47	15	4	81
Vegas Golden Knights	0	5	0	1	1	0	2	0	1	1	0	3	0	0	0
Washington Capitals	44	41	11	3	102	28	13	6	2	64	16	28	5	1	38
Winnipeg Jets	22	16	0	2	46	9	8	0	2	20	13	8	0	0	26
Winnipeg Jets	14	13	0	2	30	6	7	0	2	14	8	6	0	0	16
Atlanta Thrashers	8	3	0	0	16	3	1	0	0	6	5	2	0	0	10
DEFUNCT TEAMS															
Brooklyn Americans	6	2	0	0	12	4	0	0	0	8	2	2	0	0	4
California Golden Seals	19	6	6	0	44	12	1	2	0	26	7	5	4	0	18
Cleveland Barons	4	4	0	0	8	3	1	0	0	6	1	3	0	0	2
Montreal Maroons	23	30	9	0	55	15	10	6	0	36	8	20	3	0	19
New York Americans	35	34	17	0	87	22	13	8	0	52	13	21	9	0	35
Oakland Seals	8	7	1	0	17	5	3	0	0	10	3	4	1	0	7
Ottawa Senators	15	11	6	0	36	8	6	2	0	18	7	5	4	0	18
Philadelphia Quakers	6	0	0	0	12	3	0	0	0	6	3	0	0	0	6
Pittsburgh Pirates	11	12	1	0	23	5	6	1	0	11	6	6	0	0	12
St. Louis Eagles	4	1	1	0	9	2	0	1	0	5	2	1	0	0	4
ALL-TIME RECORD	2720	2672	814	146	6400	1607	1089	410	70	3694	1103	1583	350	76	2653



TRADITION



SWEATER RETIRED ON OCT. 19, 1980 AT CHICAGO STADIUM

Played his entire 22-year career with the Blackhawks ... Led the Blackhawks to the 1961 Stanley Cup and paced the team in scoring throughout the playoffs ... Four-time Art Ross Trophy winner (1964, 1965, 1967, 1968) ... Two-time Hart Trophy winner (1967, 1968) ... Two-time Lady Byng Trophy winner (1967, 1968) ... Lester Patrick Trophy winner (1976) ... Six-time First Team All-Star (1962, 1963, 1964, 1966, 1967, 1968) ... Only player in National Hockey League history to win the Art Ross, Hart and Lady Byng Trophies in the same season (1966-67, 1967-68) ... Two-time Second Team All-Star (1965, 1970) ... Blackhawks all-time assists leader (926) ... Blackhawks all-time points leader (1,467) ... Second to Bobby Hull in goals (541) ... Blackhawks leader in games played (1,394) ... Hockey Hall of Fame inductee (1983) ... Blackhawks captain in 1975-76 and 1976-77 ... First Czechoslovakian-born player in the NHL ... Member of the famous “Scooter Line” with Ken Wharram and Ab McDonald, and later Doug Mohns ... Named a Blackhawks ambassador in a ceremony with Bobby Hull at the United Center on March 7, 2008 ... Stan Mikita passed away on August 7, 2018 at the age of 78.

LEADERSHIP

PLAYERS

2018-19

OPPONENTS

TRADITION


RECORDS

PLAYOFFS

HISTORY

MINORS

MEDIA



SWEATER RETIRED ON DEC. 18, 1983 AT CHICAGO STADIUM

Led the Blackhawks to the 1961 Stanley Cup ... Arguably the best left winger in National Hockey League history ... Three-time Art Ross Trophy winner (1960, 1962, 1966) ... Two-time Hart Trophy winner (1965, 1966) ... Lady Byng Trophy winner (1965) ... Led the NHL in goals scored seven times, the most in league history ... Ten-time First Team All-Star (1960, 1962, 1964-70, 1972) ... Two-time Second Team All-Star (1963, 1971) ... Lester Patrick Award winner (1969) ... Blackhawks all-time goals leader (604) ... Second to Stan Mikita in games played (1,036) ... Fourth in team history in assists (549) ... Second to Stan Mikita in points (1,153) ... 13 consecutive seasons with 30 or more goals (1959-1972) ... First player in NHL history to score more than 50 goals in a single season (1966) ... Reached the 50-goal plateau five times in his career (1961-62, 1965-66, 1966-67, 1968-69, 1971-72) ... Hockey Hall of Fame inductee (1983) ... When son, Brett, was named the Hart Trophy winner in 1991, they became the first father-son combination in NHL history to win the award ... Named a Blackhawks ambassador in a ceremony with Stan Mikita at the United Center on March 7, 2008.

LEADERSHIP

PLAYERS

2018-19

OPPONENTS

TRADITION


RECORDS

PLAYOFFS

HISTORY

MINORS

MEDIA



SWEATER RETIRED ON NOV. 20, 1988 AT CHICAGO STADIUM

Led the Blackhawks to the 1961 Stanley Cup, posting two shutouts and starting all 12 playoff games ... Three-time Vezina Trophy winner (1963, 1967, 1969) ... Conn Smythe Trophy winner with St. Louis (1968) ... Played in 503 consecutive games (a National Hockey League record), all without wearing a face mask ... 363 of those games were with the Blackhawks ... Recipient of the Calder Memorial Trophy with Detroit (1955-56) ... Seven-time First Team All-Star, five with the Blackhawks (1958, 1960, 1963, 1964, 1966) ... Three-time Second Team All-Star (1961, 1962, 1967) ... Posted a record of 275-229-106 with 51 shutouts during his time in Chicago ... Played in a record 13 NHL All-Star Games from 1955-69 ... Hockey Hall of Fame inductee (1975) ... Completed his NHL career with 407 wins and 84 shutouts ... His 407 wins are good for eighth in NHL history.

LEADERSHIP

PLAYERS

2018-19

OPPONENTS

TRADITION


RECORDS

PLAYOFFS

HISTORY

MINORS

MEDIA



SWEATER RETIRED ON NOV. 20, 1988 AT CHICAGO STADIUM

Played all but one of his seasons during his professional career with the Blackhawks ... Three-time Vezina Trophy winner (1970, 1972, 1974) ... Calder Memorial Trophy winner (1970) ... Three-time First Team All-Star (1970, 1972, 1980) ... Two-time Second Team All-Star (1973, 1974) ... Blackhawks all-time shutouts leader (74) ... Set a team and National Hockey League record with 15 shutouts during the 1969-70 season ... Seven consecutive seasons with 30-plus wins (1969-1976) ... Blackhawks career wins leader (418) ... Appeared in six NHL All-Star Games (1970-74, 1980) ... Compiled a record of 423-306-151, which ranks seventh in NHL history ... His 76 career shutouts also are tied for ninth in NHL history ... Hockey Hall of Fame inductee (1988) ... Joined his brother, Phil, in the Hockey Hall of Fame ... Named a Blackhawks ambassador in a ceremony at the United Center on March 19, 2008.

LEADERSHIP

PLAYERS

2018-19

OPPONENTS

TRADITION



RECORDS

PLAYOFFS

HISTORY

MINORS

MEDIA



SWEATER RETIRED ON MARCH 19, 1998 AT UNITED CENTER

Played 12 seasons of his 17-year National Hockey League career with the Blackhawks ... NHL Second Team All-Star (1983) ... Fourth in team history in goals (377) and second in assists (719) ... Tallied 61 goals and 84 assists (145 points) in 131 playoff games ... Blackhawks first-round pick (third overall) in the 1980 NHL Entry Draft ... Became the second player in team history to record 100-plus points in a season (119) in 1981-82 ... Compiled three 100-point seasons as a Blackhawk ... Holds the Blackhawks single-season assists record with 87 (1981-82 and 1987-88), as well as the team's single-season points standard (131 in 1987-88) ... Made seven appearances in the NHL All-Star Game... His 1,338 career points are tied for 28th in NHL history ... In Stanley Cup competition, his 175 points (66G, 109A) in 169 games ranks 16th in NHL history ... Hockey Hall of Fame inductee (2000) ... Named a Blackhawks ambassador on Nov. 13, 2008.

LEADERSHIP

PLAYERS

2018-19

OPPONENTS

TRADITION


RECORDS

PLAYOFFS

HISTORY

MINORS

MEDIA



SWEATER RETIRED ON NOV. 12, 2008 AT UNITED CENTER

Led the Blackhawks to the 1961 Stanley Cup, recording three goals and 12 assists in 12 playoff games ... Played all but one season of his National Hockey League career with the Blackhawks ... Three-time Norris Trophy winner (1963, 1964, 1965) ... Five-time NHL First Team All-Star (1963, 1964, 1965, 1966, 1967) ... Blackhawks captain from 1961-1968 ... Played in 376 consecutive regular-season games between 1956 and 1961 ... Ranks sixth in team history in assists (400) and 10th in games played (821) ... Earned 1,205 career penalty minutes with the Blackhawks, then a team record ... Three-time NHL Second Team All-Star (1960, 1961, 1962) ... Ranks sixth in team postseason history with 52 career assists ... Hockey Hall of Fame inductee (1975) ... Completed his career with 80 goals, 418 assists and 1,251 penalty minutes ... Pierre Pilote passed away on September 9, 2017 at the age of 85.

LEADERSHIP

PLAYERS

2018-19

OPPONENTS

TRADITION


RECORDS

PLAYOFFS

HISTORY

MINORS

MEDIA



SWEATER RETIRED ON NOV. 12, 2008 AT UNITED CENTER

Played all 11 seasons of his National Hockey League career with the Blackhawks ... Held title of team captain for four seasons (1976-1980) ... Appeared in two NHL All-Star Games ... Set a then-team record with 213 penalty minutes in his rookie season (1971-72) ... Retired with 1,442 career penalty minutes, then a team record ... Earned a +170 career plus/minus rating, third-highest in team history ... Played in 68 career playoff games, drawing 164 penalty minutes ... Set a then-team record with 63 penalty minutes in one playoff year (1971) ... Scored a career 139 points (14 goals, 125 assists) in 589 games ... Named the Blackhawks head coach in 1980 after previously serving as an assistant coach ... Co-founder and first president of the Blackhawks Alumni Association.

LEADERSHIP

PLAYERS

2018-19

OPPONENTS

TRADITION

RECORDS

PLAYOFFS

HISTORY

MINORS

MEDIA

HEAD COACHES

PETER MULDOON	1926-27
BARNEY STANLEY	1927-28
HUGH LEHMAN	1927-28
HERB GARDINER	1928-29
TOM SHAUGHNESSY	1929-30
BILL TOBIN	1929-30, 1931-32
DICK IRVIN	1928-29, 1930-31, 1955-56
EMIL IVERSON	1932-33
GODFREY MATHESON	1932-33
TOM GORMAN	1932-34
CLEM LOUGHLIN	1934-37
BILL STEWART	1937-39
PAUL THOMPSON	1938-45
JOHN GOTTSSELIG	1944-48
CHARLES CONACHER	1947-50
EBBIE GOODFELLOW	1950-52
SID ABEL	1952-54
FRANK EDDOLLS	1954-55
TOMMY IVAN	1956-58
RUDY PILOUS	1957-63
BILLY REAY	1963-77
BILL WHITE	1976-77
BOB PULFORD	1977-79, 1981-82, 1984-87, 1999-00
EDDIE JOHNSTON	1979-80
KEITH MAGNUSON	1980-82
ORVAL TESSIER	1982-85
BOB MURDOCH	1987-88
MIKE KEENAN	1988-92
DARRYL SUTTER	1992-95
CRAIG HARTSBURG	1995-98
DIRK GRAHAM	1998-99
LORNE MOLLEKEN	1998-2000
ALPO SUHONEN	2000-01
BRIAN SUTTER	2001-04
TRENT YAWNEY	2005-07
DENIS SAVARD	2006-08
JOEL QUENNEVILLE	2008-2018
JEREMY COLLITON	2018-PRESENT

GENERAL MANAGERS

FREDERIC MCLAUGHLIN	1926-42
BILL TOBIN	1942-54
TOMMY IVAN	1954-77
BOB PULFORD	1977-90; 1993-97; 1999-2000; 2003-05
MIKE KEENAN	1990-93
BOB MURRAY	1997-99
MIKE SMITH	2000-03
DALE TALLON	2005-09
STAN BOWMAN	2009-PRESENT

CURRENT PLAYERS AND STAFF IN **BOLD RED**.

CAPTAINS

DICK IRVIN	1926-29
DUKE DUTKOWSKI	1929-30
TY ARBOUR	1930-31
CY WENTWORTH	1931-32
HELGE BOSTROM	1932-33
CHARLIE GARDINER	1933-34
JOHN GOTTSSELIG	1935-40
EARL SEIBERT	1940-42
DOUG BENTLEY	1942-44, 1949-50
CLINT SMITH	1944-45
JOHN MARIUCCI	1945-46, 1947-48
RED HAMILL	1946-47
GAYE STEWART	1948-49
JACK STEWART	1950-52
BILL GADSBY	1952-54
GUS MORTSON	1954-57
ED LITZENBERGER	1958-61
PIERRE PILOTE	1961-68
PAT STAPLETON	1969-70
PIT MARTIN	1975-77
STAN MIKITA	1975-77
KEITH MAGNUSON	1976-80
TERRY RUSKOWSKI	1979-82
DARRYL SUTTER	1982-87
BOB MURRAY	1985-86
DENIS SAVARD	1988-89
DIRK GRAHAM	1988-95
CHRIS CHELIOS	1995-99
DOUG GILMOUR	1999-2000
TONY AMONTE	2000-02
ALEX ZHAMNOV	2002-04
ADRIAN AUCCOIN	2005-07
MARTIN LAPOINTE	2005-07
JONATHAN TOEWS	2008-PRESENT

LEADERSHIP
PLAYERS
2018-19
OPPONENTS
TRADITION
RECORDS
PLAYOFFS
HISTORY
MINORS
MEDIA

ART ROSS TROPHY

SCORING LEADER

DOUG BENTLEY

1943

MAX BENTLEY

1946, 1947

ROY CONACHER

1949

BOBBY HULL

1960, 1962, 1966

STAN MIKITA

1964, 1965, 1967, 1968

PATRICK KANE

2016

HART MEMORIAL TROPHY

MOST VALUABLE PLAYER

MAX BENTLEY

1946

AL ROLLINS

1954

BOBBY HULL

1965, 1966

STAN MIKITA

1967, 1968

PATRICK KANE

2016



LEADERSHIP

PLAYERS

2018-19

OPPONENTS

TRADITION

RECORDS

PLAYOFFS

HISTORY

MINORS

MEDIA

JAMES NORRIS TROPHY

DEFENSEMAN OF THE YEAR

PIERRE PILOTE

1963, 1964, 1965

DOUG WILSON

1982

CHRIS CHELIOS

1993, 1996

DUNCAN KEITH

2010, 2014



CALDER MEMORIAL TROPHY

ROOKIE OF THE YEAR

MIKE KARAKAS

1936

CARL DAHLSTROM

1938

ED LITZENBERGER

1955

BILL HAY

1960

TONY ESPOSITO

1970

STEVE LARMER

1983

ED BELFOUR

1991

PATRICK KANE

2008

ARTEMI PANARIN

2016



LEADERSHIP

PLAYERS

2010-19

OPPONENTS

TRADITION

RECORDS

PLAYOFFS

HISTORY

MINORS

MEDIA

TROPHY WINNERS

FRANK J. SELKE TROPHY BEST DEFENSIVE FORWARD

TROY MURRAY
1986

DIRK GRAHAM
1991

JONATHAN TOEWS
2013

GEORGES VEZINA TROPHY MOST VALUABLE GOALTENDER

CHARLES GARDINER
1932, 1934

LORNE CHABOT
1935

GLENN HALL
1963, 1967

TONY ESPOSITO
1970, 1972, 1974*

GARY SMITH
1972

ED BELFOUR
1991, 1993

*SHARED WITH PHILADELPHIA'S BERNIE PARENT



LEADERSHIP

PLAYERS

2018-19

OPPONENTS

TRADITION

RECORDS

PLAYOFFS

HISTORY

MINORS

MEDIA

LADY BYNG MEMORIAL TROPHY

SPORTSMANSHIP AWARD

ELWIN ROMNES

1936

MAX BENTLEY

1943

CLINT SMITH

1944

BILL MOSIENKO

1945

KEN WHARRAM

1964

BOBBY HULL

1965

STAN MIKITA

1967, 1968



BILL MASTERTON TROPHY

PERSEVERANCE & DEDICATION AWARD

PIT MARTIN

1970

BRYAN BERARD

2004



LEADERSHIP

PLAYERS

2010-19

OPPONENTS

TRADITION

RECORDS

PLAYOFFS

HISTORY

MINORS

MEDIA

TROPHY WINNERS

CONN SMYTHE TROPHY

PLAYOFFS MOST VALUABLE PLAYER

JONATHAN TOEWS

2010

PATRICK KANE

2013

DUNCAN KEITH

2015

WILLIAM M. JENNINGS TROPHY

GOALTENDER WITH FEWEST GOALS ALLOWED

ED BELFOUR

1991, 1993, 1995

COREY CRAWFORD

2013, 2015*

RAY EMERY

2013

*SHARED WITH MONTREAL'S CAREY PRICE

LEADERSHIP

PLAYERS

2018-19

OPPONENTS

TRADITION

RECORDS

PLAYOFFS

HISTORY

MINORS

MEDIA



LESTER PATRICK TROPHY OUTSTANDING SERVICE TO HOCKEY IN THE USA

JAMES NORRIS

1967

BOBBY HULL

1969

JAMES D. NORRIS

1972

THOMAS N. IVAN

1975

STAN MIKITA

1976

WILLIAM W. WIRTZ

1978

ARTHUR M. WIRTZ

1985

BOB PULFORD

2011



JACK ADAMS AWARD COACH OF THE YEAR

ORVAL TESSIER

1983



LEADERSHIP

PLAYERS

2010-19

OPPONENTS

TRADITION

RECORDS

PLAYOFFS

HISTORY

MINORS

MEDIA

TROPHY WINNERS

NHL ALL-STAR GAME MVP

MOST VALUABLE PLAYER: NHL ALL-STAR GAME

TROY MURRAY
1986

DIRK GRAHAM
1991

JONATHAN TOEWS
2013

CLARENCE S. CAMPBELL BOWL

REGULAR SEASON CHAMPIONS (WEST)

REGULAR SEASON CHAMPIONS
WEST DIVISION (1968-74)
1971, 1972, 1973

WESTERN CONFERENCE CHAMPIONS
(1994-PRESENT)
1992, 2010, 2013, 2015



LEADERSHIP

PLAYERS

2018-19

OPPONENTS

TRADITION

RECORDS

PLAYOFFS

HISTORY

MINORS

MEDIA

PRESIDENTS' TROPHY

MOST POINTS DURING REGULAR SEASON

1991, 2013



PRINCE OF WALES TROPHY

REGULAR SEASON CHAMPIONS

REGULAR SEASON CHAMPIONS
(1938-67)
1967

REGULAR SEASON CHAMPIONS
EAST DIVISION (1968-74)
1970



LEADERSHIP

PLAYERS

2010-19

OPPONENTS

TRADITION

RECORDS

PLAYOFFS

HISTORY

MINORS

MEDIA

TROPHY WINNERS

MESSIER LEADERSHIP AWARD

SUPERIOR LEADER AND CONTRIBUTING
MEMBER OF SOCIETY

JONATHAN TOEWS

2015

TED LINDSAY AWARD

MOST OUTSTANDING PLAYER AS JUDGED
BY THE NHLPA

PATRICK KANE

2016

LEADERSHIP

PLAYERS

2018-19

OPPONENTS

TRADITION

RECORDS

PLAYOFFS

HISTORY

MINORS

MEDIA



1934 STANLEY CUP CHAMPIONSHIPS



CHICAGO BLACK HAWKS NATIONAL HOCKEY LEAGUE 1933-1934

Back Row Left To Right—W. Callish, Asst. Trainer, Abel, Couture, Trudel, Conacher, Thompson, Tommy Gorman, Manager, Goldsworthy, Coulter, Jenkins, McFadyen, Leswick
Front Row Left To Right—Starke, Cook, Romnes, Gottselig, March, Sheppard, Gardiner, E. Freulich, Trainer.

REGULAR-SEASON RECORD: 20-17-11

PLAYOFF RECORD: 6-1-1

QUARTERFINALS: against the Montreal Canadiens. Chicago won total-goals series 4-3.

SEMIFINALS: against the Montreal Maroons. Chicago won total-goals series 6-2.

FINAL: against the Detroit Red Wings. Chicago won best-of-five series 3-1.

HEAD COACH: Tom Gorman

ROSTER: Charlie Gardiner in goal; Clarence "Taffy" Abel, Lionel Conacher, Art Coulter, Joe Starke, Duke Dutkowsky and Roger Jenkins on defense; and forwards Elywn "Doc" Romnes, Johnny Gottselig, Harold "Mush" March, Rosario Couture, Louis Trudel, Paul Thompson, Leroy Goldsworthy, Don McFayden, Tommy Cook, John Sheppard, Bill Kendall and Jack Leswick.

NOTES:

- Stanley Cup-winning goal: Harold "Mush" March in 30:05 of overtime against Detroit, score 1-0, series win 3-1.
- Charlie Gardiner won his second Vezina Trophy with his 1.73 goals-against average. He suffered a brain hemorrhage and died at age 29 on June 13, 1934, due to brain surgery complications, just eight weeks after the team won the Stanley Cup.



LEADERSHIP

PLAYERS

2018-19

OPPONENTS

TRANSITION

RECORDS

PLAYOFFS

HISTORY

MINORS

MEDIA

1938 STANLEY CUP CHAMPIONSHIPS

LEADERSHIP	PLAYERS	2018-19	OPPONENTS	TRADITION	RECORDS	PLAYOFFS	HISTORY	MINORS	MEDIA
------------	---------	---------	-----------	-----------	---------	----------	---------	--------	-------



REGULAR-SEASON RECORD: 14-25-9

PLAYOFF RECORD: 7-3

QUARTERFINALS: against the Montreal Canadiens. Chicago won best-of-three series 2-1.

SEMIFINALS: against the New York Americans. Chicago won best-of-three series 2-1.

FINAL: against the Toronto Maple Leafs. Chicago won best-of-five series 3-1.

HEAD COACH: Bill Stewart

ROSTER: Mike Karakas, Paul Goodman and Alfie Moore in goal; Art Wiebe, Alex Levinsky, Harold Jackson, Bill MacKenzie, Earl Seibert, Virgil Johnson and Roger Jenkins on defense; and forwards Jack Shill, Carl Voss, Carl Dahlstrom, Harold "Mush" March, Paul Thompson, Johnny Gottselig, Elwyn "Doc" Romnes, Louis Trudel, Pete Palangio and Bert Connelly.

NOTES:

- Stanley Cup-winning goal: Carl Voss in 16:45 of second period against Toronto, score 4-1, series win 3-1.
- Alfie Moore played his one and only game as a Blackhawk on April 3, 1938, against Toronto in a Stanley Cup Playoffs game and helped the team beat the Maple Leafs 3-1.



1961 STANLEY CUP CHAMPIONSHIPS



Front row, left to right - Glenn Hall, Ed Litzenberger, Reg Fleming, Arthur M. Wirtz (Pres.), Thomas N. Ivan (Gen. Mgr.), James D. Norris (Chmn.), Rudy Pilous (Coach), Bobby Hull, Red Hay, Dennis DeJordy.
 Second row, left to right - John P. Gottselig (Dir. of Publicity), Eric Nesterenko, Dollard St. Laurent, Earl Balfour, Elmer Vasko, Ab McDonald, Al Arbour, Jack Evans, Wayne Hillman, Michael Wirtz (V. Pres.).
 Third row, left to right - Nick Garen (Trainer), Murray Balfour, Pierre Pilote, Chico Maki, Stan Mikita, Ron Murphy, Wayne Hicks, Tod Sloan, Kenny Wharram, Walter Humeniuk (Equip. Mgr. and Spare Goalie).

REGULAR-SEASON RECORD: 29-24-17

PLAYOFF RECORD: 8-4

SEMIFINALS: against the Montreal Canadiens. Chicago won best-of-seven series 4-2.

FINAL: against the Detroit Red Wings. Chicago won best-of-seven series 4-2.

HEAD COACH: Rudy Pilous

ROSTER: Glenn Hall in goal; Pierre Pilote, Dollard St. Laurent, Jack Evans, Elmer Vasko, Al Arbour and Wayne Hillman on defense; and forwards Bobby Hull, Stan Mikita, Murray Balfour, Ken Wharram, Bill Hay, Eric Nesterenko, Ab McDonald, Ed Litzenberger, Ron Murphy, Tod Sloan, Reg Fleming, Chico Maki, Wayne Hicks and Earl Balfour.

NOTES:

- Stanley Cup-winning goal: Ab McDonald in 18:49 of second period against Detroit, score 5-1, series win 4-2.
- In Game 3 of the semifinals, Murray Balfour scored the game-winning goal on a power play at 52:12 in overtime to defeat the Montreal Canadiens 2-1. Canadiens Head Coach Hector "Toe" Blake took a swing at referee Dalton McArthur due to the outcome of the game.



LEADERSHIP

PLAYERS

2018-19

OPPONENTS

TRANSITION

RECORDS

PLAYOFFS

HISTORY

MINORS

MEDIA

2010 STANLEY CUP CHAMPIONSHIPS



REGULAR-SEASON RECORD: 52-22-8

PLAYOFF RECORD: 16-6

CONF. QUARTERFINALS: against the Nashville Predators. Chicago won best-of-seven series 4-2.

CONF. SEMIFINALS: against the Vancouver Canucks. Chicago won best-of-seven series 4-2.

CONFERENCE FINAL: against the San Jose Sharks. Chicago won best-of-seven series 4-0.

FINAL: against the Philadelphia Flyers. Chicago won best-of-seven series 4-2.

HEAD COACH: Joel Quenneville

ROSTER: Antti Niemi and Cristobal Huet in goal; Duncan Keith, Brent Seabrook, Niklas Hjalmarsson, Brent Sopel, Brian Campbell, Jordan Hendry and Nick Boynton on defense; and forwards Jonathan Toews, Patrick Kane, Patrick Sharp, Dustin Byfuglien, Dave Bolland, Marian Hossa, Kris Versteeg, John Madden, Troy Brouwer, Andrew Ladd, Ben Eager, Tomas Kopecky, Adam Burish, Bryan Bickell and Colin Fraser.

NOTES:

- Stanley Cup-winning goal: Patrick Kane in 4:06 of first overtime period against Philadelphia, score 4-3, series win 4-2. The goal light at the Wachovia Center was never turned on due to the fact that the puck was wedged under the inner padding of Philadelphia's goal and was not initially seen by the linesman.
- There was one other game decided in overtime in the series, which Philadelphia won 4-3 (Game 3).



2013 STANLEY CUP CHAMPIONSHIPS



REGULAR-SEASON RECORD: 36-7-5

PLAYOFF RECORD: 16-7

CONF. QUARTERFINALS: against the Minnesota Wild. Chicago won best-of-seven series 4-1.

CONF. SEMIFINALS: against the Detroit Red Wings. Chicago won best-of-seven series 4-3.

CONFERENCE FINAL: against the Los Angeles Kings. Chicago won best-of-seven series 4-1.

FINAL: against the Boston Bruins. Chicago won best-of-seven series 4-2.

HEAD COACH: Joel Quenneville

ROSTER: Corey Crawford and Ray Emery in goal; Duncan Keith, Brent Seabrook, Niklas Hjalmarsson, Johnny Oduya, Michal Rozsival, Nick Leddy and Sheldon Brookbank on defense; and forwards Jonathan Toews, Patrick Kane, Patrick Sharp, Bryan Bickell, Dave Bolland, Marian Hossa, Michal Handzus, Michael Frolik, Brandon Saad, Andrew Shaw, Viktor Stalberg, Marcus Kruger, Daniel Carcillo, Jamal Mayers, Brandon Bollig and Ben Smith.

NOTES:

- Stanley Cup-winning goal: Dave Bolland at 19:01 in the third period. The Blackhawks trailed Boston 2-1 until Bryan Bickell and Bolland each scored in a span of 17 seconds to secure the franchise's fifth championship.
- Three of Chicago's six overtime games occurred in the Stanley Cup Final, including a triple-overtime contest in Game 1 at the United Center. Andrew Shaw's tip-in ended the game after 112:08, marking the third-longest playoff game in franchise history at the time.



LEADERSHIP

PLAYERS

2010-19

OPPONENTS

TRADITION

RECORDS

PLAYOFFS

HISTORY

MINORS

MEDIA

2015 STANLEY CUP CHAMPIONSHIPS



REGULAR-SEASON RECORD: 48-28-6

PLAYOFF RECORD: 16-7

FIRST ROUND: against the Nashville Predators. Chicago won best-of-seven series 4-2.

SECOND ROUND: against the Minnesota Wild. Chicago won best-of-seven series 4-0.

CONFERENCE FINAL: against the Anaheim Ducks. Chicago won best-of-seven series 4-3.

FINAL: against the Tampa Bay Lightning. Chicago won best-of-seven series 4-2.

HEAD COACH: Joel Quenneville

ROSTER: Corey Crawford and Scott Darling in goal; Duncan Keith, Brent Seabrook, Niklas Hjalmarsson, Johnny Oduya, Michal Rozsival, Kimmo Timonen, David Rundblad, Kyle Cumiskey and Trevor van Riemsdyk on defense; and forwards Jonathan Toews, Patrick Kane, Patrick Sharp, Bryan Bickell, Marian Hossa, Brandon Saad, Brad Richards, Andrew Shaw, Marcus Kruger, Teuvo Teravainen, Antoine Vermette, Andrew Desjardins, Kris Versteeg, Joakim Nordstrom and Daniel Carcillo.

NOTES:

- Stanley Cup-winning goal: Duncan Keith at 17:13 in the third period. The Conn Smythe recipient netted three game-winning goals during the playoffs, including two series-clinching tallies.
- The Blackhawks contested the longest game in franchise history, outlasting Anaheim over 116:12 in Game 2 of the Western Conference Final. Marcus Kruger tallied the game-winner late in triple overtime for a 3-2 win.



LEADERSHIP
PLAYERS
2018-19
OPPONENTS
TRADITION
RECORDS
PLAYOFFS
HISTORY
MINORS
MEDIA

HALL OF FAME INDUCTEES



HOCKEY HALL OF FAME

BCE PLACE, 30 YONGE ST., TORONTO, ONTARIO, CANADA M5E 1X8 PH: 416-360-7735

PLAYERS	YEARS
SID ABEL	1952-53
ED BELFOUR	1988-97
DOUG BENTLEY	1939-52
MAX BENTLEY	1940-48
GEORGES BOUCHER	1931-32
FRANK BRIMSEK	1949-50
BILLY BURCH	1932-33
CHRIS CHELIOS	1990-99
PAUL COFFEY	1998-99
ART COULTER	1931-36
CECIL "BABE" DYE	1926-27
TONY ESPOSITO	1969-84
PHIL ESPOSITO	1963-67
BILL GADSBY	1946-54
CHARLIE GARDINER	1927-34
DOUG GILMOUR	1998-2000
MICHEL GOULET	1990-94
GLENN HALL	1957-67
DOMINIK HASEK	1990-92
GEORGE HAY	1926-27
BOBBY HULL	1957-72
DICK IRVIN	1926-29
GORDON "DUKE" KEATS	1928-29
HUGH LEHMAN	1926-28
TED LINDSAY	1957-60
HARRY LUMLEY	1951-52
MICKEY MacKAY	1926-28
STAN MIKITA	1958-80
HOWIE MORENZ	1934-36
BILL MOSIENKO	1941-55
BERT OLMSTEAD	1948-51
BOBBY ORR	1976-78
PIERRE PILOTE	1955-68
DENIS SAVARD	1980-90, 95-97
EARL SEIBERT	1936-44
ALLAN STANLEY	1954-56
JACK STEWART	1950-52

INDUCTED	VETERANS	YEARS	INDUCTED
1969	LIONEL CONACHER	1933-34	1994
2011	ROY CONACHER	1947-52	1998
1964	CLINT SMITH	1943-46	1991
1966	HARRY WATSON	1954-57	1994
1960			

BUILDERS

AL ARBOUR	1996
BILL HAY	2015
THOMAS N. IVAN	1974
JOHN MARIUCCI	1985
FREDERIC McLAUGHLIN	1963
JAMES D. NORRIS	1962
JAMES E. NORRIS	1958
RUDY PILOUS	1985
BUD POILE	1990
ARTHUR M. WIRTZ	1971
WILLIAM W. WIRTZ	1976

FOSTER HEWITT MEMORIAL AWARD

LLOYD PETTIT	1986
PAT FOLEY	2014

ELMER FERGUSON AWARD

BOB VERDI	2016
-----------	------

INDUCTED

1996
2015
1974
1985
1963
1962
1958
1985
1990
1971
1976

AWARDED

1986
2014

AWARDED

2016

LEADERSHIP

PLAYERS

2018-19

OPPONENTS

TRADITION

RECORDS

PLAYOFFS

HISTORY

MINORS

MEDIA

HALL OF FAME INDUCTEES



UNITED STATES HOCKEY HALL OF FAME

801 HAT TRICK AVE., P.O. BOX 657, EVELETH, MN 55734 PH: 218-744-5167

PLAYERS

CLARENCE ABEL
 TONY AMONTE
 FRANK BRIMSEK
 CHRIS CHELIOS
 CARL "CULLY" DAHLSTROM
 VICTOR DESJARDINS
 VICTOR HEYLIGER
 PHIL HOUSLEY
 VIRGIL JOHNSON
 MICHAEL KARAKAS
 SAM LOPRESTI
 JOHN MARIUCCI
 EDDIE OLCZYK
 FIDO PURPUR
 JEREMY ROENICK
 DOC ROMNES
 GARY SUTER

YEARS

1929-34
 1994-02
 1949-50
 1990-99
 1937-45
 1930-31
 1937-43
 2001-03
 1937-45
 1935-46
 1940-42
 1940-48
 1984-87, 1998-2000
 1941-45
 1988-96
 1930-38
 1994-98

INDUCTED

1973
 2009
 1973
 2011
 1973
 1974
 2004
 1974
 1973
 1973
 2012
 1974
 2010
 1973
 2011

COACHES

WILLIAM J. STEWART

ADMINISTRATORS

WILLIAM W. WIRTZ

YEARS

1937-39

INDUCTED

1982

INDUCTED

1984

LEADERSHIP

PLAYERS

2018-19

OPPONENTS

TRADITION

RECORDS

PLAYOFFS

HISTORY

MINORS

MEDIA

NHL ALL-STAR TEAMS



FIRST TEAM ALL-STARS

GOALTENDER

CHARLIE GARDINER	1931, 1932, 1934
LORNE CHABOT	1935
GLENN HALL	1958, 1960, 1963, 1964, 1966
TONY ESPOSITO	1970, 1972, 1980
ED BELFOUR	1991, 1993

DEFENSEMAN

LIONEL CONACHER	1934
EARL SEIBERT	1942, 1943, 1944
PIERRE PILOTE	1963, 1964, 1965, 1966, 1967
DOUG WILSON	1982
CHRIS CHELIOS	1993, 1995, 1996
DUNCAN KEITH	2010, 2014

CENTER

MAX BENTLEY	1946
STAN MIKITA	1962, 1963, 1964
	1966, 1967, 1968

LEFT WING

PAUL THOMPSON	1938
DOUG BENTLEY	1943, 1944, 1947
ROY CONACHER	1949
BOBBY HULL	1960, 1962, 1964, 1965, 1966
	1967, 1968, 1969, 1970, 1972

RIGHT WING

KEN WHARRAM	1964, 1967
PATRICK KANE	2010, 2016, 2017

COACH*

PAUL THOMPSON	1940
---------------	------

SECOND TEAM ALL-STARS

GOALTENDER

CHARLIE GARDINER	1933
MIKE KARAKAS	1945
GLENN HALL	1961, 1962, 1967
TONY ESPOSITO	1973, 1974
ED BELFOUR	1995

DEFENSEMAN

ART COULTER	1935
EARL SEIBERT	1936, 1937, 1938, 1939, 1940, 1941
BILL GADSBY	1953, 1954
PIERRE PILOTE	1960, 1961, 1962
ELMER "MOOSE" VASKO	1963, 1964
PAT STAPLETON	1966, 1971, 1972
BILL WHITE	1972, 1973, 1974
DOUG WILSON	1985, 1990
CHRIS CHELIOS	1991, 1997
DUNCAN KEITH	2017

CENTER

MAX BENTLEY	1947
DOUG BENTLEY	1949
ED LITZENBERGER	1957
STAN MIKITA	1965, 1970
DENIS SAVARD	1983
JONATHAN TOEWS	2013

LEFT WING

PAUL THOMPSON	1936
JOHN GOTTSSELIG	1939
GAYE STEWART	1948
BOBBY HULL	1963, 1971
DENNIS HULL	1973
ARTEM PANARIN	2017

RIGHT WING

BILL MOSIENKO	1945, 1946
BUD POILE	1948
PATRICK KANE	2019

COACH*

DICK IRVIN	1931
PAUL THOMPSON	1942
JOHN GOTTSSELIG	1946

CURRENT PLAYERS IN **BOLD RED**.

* 1946 WAS THE LAST YEAR THAT COACHES WERE SELECTED TO ALL-STAR TEAMS.

VOTING FOR THE ALL-STAR TEAM IS CONDUCTED AMONG REPRESENTATIVES OF THE PROFESSIONAL HOCKEY WRITERS ASSOCIATION.

LEADERSHIP

PLAYERS

2018-19

OPPONENTS

TRADITION

RECORDS

PLAYOFFS

HISTORY

MINORS

MEDIA

ALL-STAR GAMES IN CHICAGO



LEADERSHIP

PLAYERS

2018-19

OPPONENTS

TRADITION

RECORDS

PLAYOFFS

HISTORY

MINORS

MEDIA

SECOND NHL ALL-STAR GAME, NOV. 3, 1948

NHL ALL-STARS 3, TORONTO MAPLE LEAFS 1

The second annual NHL All-Star Game was a preseason match-up between the reigning champion Toronto Maple Leafs and the NHL All-Stars, which included three Blackhawks (Doug Bentley, Bud Poile and Gaye Stewart). Nineteen-year-old Gordie Howe made the first of his 23 All-Star Game appearances in the game and received a major penalty for fighting.

DID YOU KNOW? Max Bentley, whom the Blackhawks traded to Toronto the year before, returned to Chicago as a member of the Maple Leafs. With the defeat, it was the first time Bentley departed Chicago with a loss as a member of the Leafs.

15TH NHL ALL-STAR GAME, OCT. 7, 1961

NHL ALL-STARS 3, CHICAGO BLACKHAWKS 1

Having won the 1961 Stanley Cup, Chicago was pitted against the NHL All-Stars led by Gordie Howe and Alex Delvecchio, who each registered a goal and an assist in the game. Eric Nesterenko tallied the lone Chicago goal in the loss.

DID YOU KNOW? Though he was part of the Stanley Cup championship team, Stan Mikita did not dress for the Blackhawks in the All-Star Game.

27TH NHL ALL-STAR GAME, JAN. 29, 1974

WEST DIVISION ALL-STARS 6, EAST DIVISION ALL-STARS 4

With six players in the game, the Blackhawks led all teams in All-Star Game participants. A capacity crowd packed the old Chicago Stadium as Blackhawks goalie Tony Esposito earned the win in the West's come-from-behind victory.

DID YOU KNOW? At their request, Pit Martin, Jim Pappin and Dennis Hull — the members of the Blackhawks famed MPH Line — were introduced as a line rather than individuals during pregame introductions.

42ND NHL ALL-STAR GAME, JAN. 19, 1991

CAMPBELL CONFERENCE 11, WALES CONFERENCE 5

Blackhawks defenseman Chris Chelios netted a goal, but St. Louis' Adam Oates (G, 4A) and Toronto's Vincent Damphousse (4G) stole the show for the victorious Campbell Conference All-Stars.

DID YOU KNOW? The most famous national anthem in Chicago Stadium history was sung before the contest. Anthem singer Wayne Messmer's vocals were nearly drowned out by the 18,472 cheering fans who showed their support for the troops in Operation Desert Storm, which had begun three days earlier.

CHICAGO STADIUM HISTORY

Opened on March 28, 1929, the Chicago Stadium served host to numerous sporting events, concerts and political conventions. Built at a cost of \$7 million, the Madhouse on Madison served as the home of the Chicago Bulls (1967-1994) and the Chicago Blackhawks (1929-1994) through the end of their respective seasons in 1994.

Over the years, the Stadium played host to the NBA, the NHL, the NASL and MISL, and even the NFL. On Dec. 15, 1930, the Chicago Bears and the St. Louis Cardinals played the NFL's first indoor football game on an 80-yard field. The game, played as an exhibition contest that the Bears won 9-7, served as a charity game to aid those affected by the Great Depression. Just over two years later, on Dec. 18, 1932, the Bears returned to play the Portsmouth (Ohio) Spartans in the 1932 NFL Championship Game. In front of 11,198 fans, Bronko Nagurski found Red Grange on a two-yard touchdown pass to help lead the Bears to a 9-0 win and claim the NFL Championship.

For 65 years, the Chicago Blackhawks called historic Chicago Stadium home. After playing their inaugural season at International Amphitheatre in 1966-67, the Chicago Bulls moved to the West side in the fall of 1967. Between the two teams, the Stadium hosted 10 Stanley Cup Finals and three NBA Finals. The Stadium, which was located at 1800 W. Madison St., was demolished in February 1995.



CHICAGO STADIUM FACTS AND FIGURES

Seating capacity.....	18,676 for basketball and 17,317 for hockey
First sporting event.....	Tommy Loughran defended his light heavyweight title against Mickey Walker before 14,554 fans on March 28, 1929
First Bulls game.....	St. Louis Hawks defeated the Bulls 104-98 on Feb. 11, 1967
Last Bulls game.....	Game 6 of the Eastern Conference Semifinals, a 93-79 Bulls win over the New York Knicks on May 20, 1994
Largest Bulls game.....	21,652 on April 8, 1977 against the Houston Rockets
First Blackhawks game.....	3-1 victory over the Pittsburgh Pirates on Dec. 15, 1929
Last Blackhawks game.....	Game 6 of the Conference Quarterfinals, a 1-0 defeat to the Toronto Maple Leafs on April 28, 1994
Largest Blackhawks game.....	20,069 on April 10, 1982 vs. the Minnesota North Stars
Smallest Blackhawks game.....	527 on Jan. 26, 1978 vs. Cleveland Barons
Championships won at the Stadium.....	1934 Stanley Cup, 1938 Stanley Cup, 1992 NBA Finals

- Site of the 1973 and 1988 NBA All-Star Games, and the NHL All-Star Games in 1948, 1961, 1974 and 1991
- Hosted the funeral of Chicago Mayor Anton J. Cermak on March 10, 1933
- Hosted the Democratic National Convention in 1932, 1940 and 1944, as well as the Republican National Convention in 1932 and 1944
- Home of the "famous" 3,663-pipe Barton organ
- Was the first major arena equipped with an air-conditioning system

UNITED



A STAR ALLIANCE MEMBER 

Suffer from jet brag.

More than 350 destinations worldwide.

Chicago's hometown airline®




RECORDS


FRANCHISE LEADERS



STAN MIKITA



BOBBY HULL



DENIS SAVARD


GAMES PLAYED IN A BLACKHAWKS UNIFORM

RK.	NAME	GAMES PLAYED	SEASONS
1	STAN MIKITA	1,394	22
2	BRENT SEABROOK	1,082	14
3	DUNCAN KEITH	1,077	14
4	BOBBY HULL	1,036	15
5	ERIC NESTERENKO	1,013	16
6	BOB MURRAY	1,008	15
7	DOUG WILSON	938	13
8	DENNIS HULL	904	13
9	PATRICK KANE	903	12
10	STEVE LARMER	891	13
11	DENIS SAVARD	881	13
12	TONY ESPOSITO	873	15
	JONATHAN TOEWS	873	12
14	CHICO MAKI	841	14
15	PIERRE PILOTE	821	13
16	CLIFF KOROLL	814	11
17	KEITH BROWN	812	14
18	KEN WHARRAM	766	14
19	HAROLD "MUSH" MARCH	761	17
20	PATRICK SHARP	749	11
21	PIT MARTIN	740	11
22	DOUG JARRETT	721	11
23	BILL MOSIENKO	711	14
24	TROY MURRAY	688	12
25	CHRIS CHELIOS	664	9
26	JOHN MARKS	657	10
27	ELMER "MOOSE" VASKO	641	10
28	TONY AMONTE	627	9
29	NIKLAS HJALMARSSON	623	10
30	GLENN HALL	618	10

RK.	NAME	GAMES PLAYED	SEASONS
31	ERIC DAZE	601	11
32	JOHN GOTTSSELIG	591	16
33	KEITH MAGNUSON	589	11
34	GRANT MULVEY	574	9
35	DIRK GRAHAM	546	8
36	DOUG BENTLEY	545	12
	PAT STAPLETON	545	8
38	MARIAN HOSSA	534	8
39	ALEX ZHAMNOV	528	8
40	JEREMY ROENICK	524	8
41	J.P. BORDELEAU	519	9
42	BILL HAY	506	8
43	PHIL RUSSELL	504	7
44	JIM PAPPIN	488	7
45	TOM LYSIAK	474	8
46	MARCUS KRUGER	472	8
47	BILL GADSBY	468	9
48	AL SECORD	466	8
49	BOB PROBERT	461	7
50	RON MURPHY	459	7
51	DARCY ROTA	448	6
52	ED LITZENBERGER	438	7
53	DAVE MANSON	431	7
54	RICK PATERSON	430	8
55	RICH PRESTON	429	6
56	BRENT SUTTER	417	7
57	DOUG MOHNS	415	7
	BILL WHITE	415	7
	ED BELFOUR	415	8
60	STEVE LUDZIK	413	8

CURRENT PLAYERS IN **BOLD RED**.


FRANCHISE LEADERS



STEVE LARMER



DENNIS HULL



DOUG WILSON

GOALS SCORED IN A BLACKHAWKS UNIFORM

RK.	NAME	GOALS	RK.	NAME	GOALS
1	BOBBY HULL	604	32	TOM LYSIAK	137
2	STAN MIKITA	541	33	BOB MURRAY	132
3	STEVE LARMER	406	34	STEVE SULLIVAN	118
4	DENIS SAVARD	377		PAUL THOMPSON	118
5	PATRICK KANE	356	36	DARCY ROTA	117
6	JONATHAN TOEWS	327	37	DOUG MOHNS	116
7	DENNIS HULL	298	38	BILL HAY	113
8	TONY AMONTE	268	39	RED HAMILL	112
9	JEREMY ROENICK	267		JOHN MARKS	112
10	BILL MOSIENKO	258	41	STEVE THOMAS	110
11	KEN WHARRAM	252	42	MAX BENTLEY	109
12	PATRICK SHARP	249	43	RON MURPHY	105
13	PIT MARTIN	243	44	ROY CONACHER	102
14	ERIC DAZE	226	45	BRENT SEABROOK	100
15	DOUG WILSON	225	46	DUNCAN KEITH	98
16	DOUG BENTLEY	217	47	J.P. BORDELEAU	97
17	JIM PAPPIN	216	48	RICH PRESTON	96
18	AL SECORD	213	49	TED BULLEY	94
19	CLIFF KOROLL	208		CURT FRASER	94
20	ERIC NESTERENKO	207		GEORGE GEE	94
21	TROY MURRAY	197	52	WAYNE PRESLEY	93
22	MARIAN HOSSA	186		BRANDON SAAD	93
23	JOHN GOTTSSELIG	176	54	CHRIS CHELIOS	92
24	DARRYL SUTTER	161		MICHEL GOULET	92
25	HAROLD "MUSH" MARCH	153	56	CARL "CULLY" DAHLSTROM	88
26	DIRK GRAHAM	152	57	GUS BODNAR	87
27	GRANT MULVEY	148	58	KYLE CALDER	85
28	ED LITZENBERGER	145	59	JOE MURPHY	83
29	CHICO MAKI	143	60	CLINT SMITH	81
30	IVAN BOLDIREV	140			
	ALEX ZHAMNOV	140			

CURRENT PLAYERS IN **BOLD RED**.

LEADERSHIP

PLAYERS

2018-19

OPPONENTS

TRADITION

RECORDS

PLAYOFFS


HISTORY

MINORS

MEDIA

FRANCHISE LEADERS

LEADERSHIP
PLAYERS
2018-19
OPPONENTS
TRADITION
RECORDS
PLAYOFFS
HISTORY
MINORS
MEDIA



PIERRE PILOTE



CHRIS CHELIOS



PIT MARTIN

ASSISTS IN A BLACKHAWKS UNIFORM

RK.	NAME	ASSISTS	RK.	NAME	ASSISTS
1	STAN MIKITA	926	31	MARIAN HOSSA	229
2	DENIS SAVARD	719	32	JIM PAPPIN	228
3	PATRICK KANE	582	33	ED LITZENBERGER	199
4	DOUG WILSON	554	34	JOHN GOTTSSELIG	196
5	BOBBY HULL	549	35	IVAN BOLDIREV	195
6	STEVE LARMER	517	36	DIRK GRAHAM	191
7	DUNCAN KEITH	485	37	STEVE SULLIVAN	185
8	JONATHAN TOEWS	428	38	DOUG JARRETT	178
9	PIERRE PILOTE	400	39	PHIL RUSSELL	176
10	CHRIS CHELIOS	395	40	ERIC DAZE	172
11	PIT MARTIN	384	41	JOHN MARKS	163
12	BOB MURRAY	382		DOUG MOHNS	163
13	BRENT SEABROOK	360	43	AL SECORD	160
14	DENNIS HULL	342	44	DICK REDMOND	156
15	JEREMY ROENICK	329	45	ELMER "MOOSE" VASKO	153
16	DOUG BENTLEY	314	46	BILL WHITE	149
17	CHICO MAKI	293	47	MAX BENTLEY	147
18	TROY MURRAY	291	48	PAUL THOMPSON	146
19	ERIC NESTERENKO	288	49	BRENT SUTTER	143
20	PAT STAPLETON	286	50	GUS BODINAR	142
21	ALEX ZHAMNOV	284	51	TERRY RUSKOWSKI	138
22	PATRICK SHARP	283	52	EARL SEIBERT	134
23	BILL MOSIENKO	282	53	GRANT MULVEY	133
24	KEN WHARRAM	281	54	EDDIE OLCZYK	132
25	TOM LYSIAK	275		BILL GADSBY	132
26	TONY AMONTE	273	56	GEORGE GEE	130
	BILL HAY	273	57	RON MURPHY	127
28	KEITH BROWN	266		RICHARD PRESTON	127
29	CLIFF KOROLL	254	59	J.P. BORDELEAU	126
30	HAROLD "MUSH" MARCH	231		GARY SUTER	126

CURRENT PLAYERS IN **BOLD RED**.


FRANCHISE LEADERS



JEREMY ROENICK



TONY AMONTE



TROY MURRAY

POINTS SCORED IN A BLACKHAWKS UNIFORM

RK.	NAME	POINTS
1	STAN MIKITA	1,467
2	BOBBY HULL	1,153
3	DENIS SAVARD	1,096
4	PATRICK KANE	938
5	STEVE LARMER	923
6	DOUG WILSON	779
7	JONATHAN TOEWS	755
8	DENNIS HULL	640
9	PIT MARTIN	627
10	JEREMY ROENICK	596
11	DUNCAN KEITH	583
12	TONY AMONTE	541
13	BILL MOSIENKO	540
14	KEN WHARRAM	533
15	PATRICK SHARP	532
16	DOUG BENTLEY	531
17	BOB MURRAY	514
18	ERIC NESTERENKO	495
19	TROY MURRAY	488
20	CHRIS CHELIOS	487
21	PIERRE PILOTE	477
22	CLIFF KOROLL	462
23	BRENT SEABROOK	460
24	JIM PAPPIN	444
25	CHICO MAKI	436
26	ALEX ZHAMNOV	424
27	MARIAN HOSSA	415
28	TOM LYSIAK	412
29	ERIC DAZE	398
30	BILL HAY	386

RK.	NAME	POINTS
31.	HAROLD "MUSH" MARCH	384
32.	AL SECORD	373
33	JOHN GOTTSSELIG	372
34	ED LITZENBERGER	344
35	DIRK GRAHAM	343
36	IVAN BOLDIREV	335
37	KEITH BROWN	330
38	PAT STAPLETON	327
39	STEVE SULLIVAN	303
40	GRANT MULVEY	281
41	DOUG MOHNS	279
	DARRYL SUTTER	279
43	JOHN MARKS	275
44	PAUL THOMPSON	264
45	MAX BENTLEY	256
46	RON MURPHY	232
47	STEVE THOMAS	230
48	GUS BODNAR	229
	PHIL RUSSELL	229
50	ROY CONACHER	227
	DICK REDMOND	227
	DARCY ROTA	227
53	GEORGE GEE	224
54	J.P. BORDELEAU	223
	RICH PRESTON	223
56	BRENT SUTTER	219
57	DOUG JARRETT	216
58	CURT FRASER	214
59	KYLE CALDER	210
60	EDDIE OLCZYK	209

CURRENT PLAYERS IN **BOLD RED**.

LEADERSHIP

PLAYERS

2018-19

OPPONENTS

TRADITION

RECORDS

PLAYOFFS

HISTORY

MINORS

MEDIA

SCORING LEADERS

SEASON

1926-27
1927-28
1928-29
1929-30
1930-31
1931-32
1932-33
1933-34
1934-35
1935-36
1936-37
1937-38
1938-39
1939-40
1940-41
1941-42
1942-43
1943-44
1944-45
1945-46
1946-47
1947-48
1948-49
1949-50
1950-51
1951-52
1952-53
1953-54
1954-55
1955-56
1956-57
1957-58
1958-59
1959-60
1960-61
1961-62
1962-63
1963-64
1964-65
1965-66
1966-67
1967-68
1968-69
1969-70
1970-71

GOALS

BABE DYE
MICKEY MACKAY
VIC RIPLEY
JOHN GOTTSSELIG
JOHN GOTTSSELIG
JOHN GOTTSSELIG
PAUL THOMPSON
PAUL THOMPSON
JOHN GOTTSSELIG
PAUL THOMPSON
PAUL THOMPSON
PAUL THOMPSON
JOHN GOTTSSELIG
DOUG BENTLEY
GEORGE ALLEN
RED HAMILL
DOUG BENTLEY
DOUG BENTLEY
BILL MOSIENKO
MAX BENTLEY
MAX BENTLEY
GAYE STEWART
ROY CONACHER
METRO PRYSTAI
ROY CONACHER
BILL MOSIENKO
JIM MCFADDEN
PETE CONACHER
GEORGE "RED" SULLIVAN
JOHN WILSON
ED LITZENBERGER
ED LITZENBERGER
ED LITZENBERGER
BOBBY HULL
BOBBY HULL
BOBBY HULL
BOBBY HULL/**STAN MIKITA**
BOBBY HULL
BOBBY HULL
BOBBY HULL
BOBBY HULL
BOBBY HULL
STAN MIKITA
BOBBY HULL

25
17
11
21
20
13
13
20
19
17
17
22
16
12
14
18
33
38
28
31
29
26
26
29
26
31
23
19
19
24
32
32
33
39
31
50
31
43
39
54
52
44
58
39
44

ASSISTS

DICK IRVIN
DUKE KEATS/CHARLEY MCVEIGH
ERNEST "TY" ARBOUR
TOMMY COOK
TOMMY COOK
JOHN GOTTSSELIG
PAUL THOMPSON
ELWYN "DOC" ROMNES
HOWIE MORENZ
ELWIN "DOC" ROMNES
JOHN GOTTSSELIG
P. THOMPSON/E. ROMNES
JOHN GOTTSSELIG
CARL "CULLY" DAHLSTROM
DOUG BENTLEY
BILL THOMS
MAX BENTLEY
CLINT SMITH
CLINT SMITH
MAX BENTLEY/BILL MOSIENKO
MAX BENTLEY
DOUG BENTLEY
DOUG BENTLEY
BEP GUIDOLIN
JIM CONACHER
GEORGE GEE
CAL GARDNER
LARRY WILSON
GEORGE "RED" SULLIVAN
ED LITZENBERGER
ED LITZENBERGER
BOBBY HULL
ED LITZENBERGER
BOBBY HULL
BILL HAY
BILL HAY/**STAN MIKITA**
STAN MIKITA
STAN MIKITA
STAN MIKITA
STAN MIKITA
STAN MIKITA
STAN MIKITA
STAN MIKITA
BOBBY HULL

18
8
4
16
14
16
20
21
26
25
21
22
23
19
20
30
44
49
31
30
43
37
43
34
27
31
24
33
42
29
32
34
44
42
48
52
45
50
59
48
62
47
67
47
52

TOTAL POINTS

DICK IRVIN
DUKE KEATS
VIC RIPLEY
TOMMY COOK
JOHN GOTTSSELIG
JOHN GOTTSSELIG
PAUL THOMPSON
PAUL THOMPSON
PAUL THOMPSON
PAUL THOMPSON
PAUL THOMPSON
PAUL THOMPSON
JOHN GOTTSSELIG
CARL "CULLY" DAHLSTROM
BILL THOMS
BILL THOMS
DOUG BENTLEY
DOUG BENTLEY
BILL MOSIENKO/CLINT SMITH
MAX BENTLEY
MAX BENTLEY
DOUG BENTLEY
ROY CONACHER
ROY CONACHER
ROY CONACHER
BILL MOSIENKO
JIM MCFADDEN
LARRY WILSON
GEORGE "RED" SULLIVAN
GEORGE "RED" SULLIVAN
ED LITZENBERGER
ED LITZENBERGER
ED LITZENBERGER
BOBBY HULL
BILL HAY
BOBBY HULL
STAN MIKITA
STAN MIKITA
BOBBY HULL
STAN MIKITA
STAN MIKITA
BOBBY HULL
STAN MIKITA
BOBBY HULL

36
22
13
30
32
29
33
36
39
40
35
44
39
30
32
45
73
77
54
61
72
57
68
56
50
53
44
42
61
40
64
62
77
81
59
84
76
89
87
97
97
87
107
86
96

***BOLD** INDICATES PLAYER WHO LED THE LEAGUE IN SCORING.

SCORING LEADERS

SEASON	GOALS	ASSISTS	TOTAL POINTS
1971-72	BOBBY HULL	PIT MARTIN	BOBBY HULL
1972-73	JIM PAPPIN	PIT MARTIN	JIM PAPPIN
1973-74	JIM PAPPIN	STAN MIKITA	STAN MIKITA
1974-75	STAN MIKITA/JIM PAPPIN	STAN MIKITA	STAN MIKITA
1975-76	PIT MARTIN	DALE TALLON	PIT MARTIN
1976-77	IVAN BOLDIREV/DARCY ROTA	IVAN BOLDIREV	IVAN BOLDIREV
1977-78	IVAN BOLDIREV	IVAN BOLDIREV	IVAN BOLDIREV
1978-79	IVAN BOLDIREV	STAN MIKITA	IVAN BOLDIREV
1979-80	GRANT MULVEY	TERRY RUSKOWSKI	TERRY RUSKOWSKI
1980-81	DARRYL SUTTER	TOM LYSIAK	TOM LYSIAK
1981-82	AL SECORD	DENIS SAVARD	DENIS SAVARD
1982-83	AL SECORD	DENIS SAVARD	DENIS SAVARD
1983-84	DENIS SAVARD	DENIS SAVARD	DENIS SAVARD
1984-85	STEVE LARMER	DENIS SAVARD	DENIS SAVARD
1985-86	DENIS SAVARD	DENIS SAVARD	DENIS SAVARD
1986-87	DENIS SAVARD	STEVE LARMER	DENIS SAVARD
1987-88	DENIS SAVARD	DENIS SAVARD	DENIS SAVARD
1988-89	STEVE LARMER	DENIS SAVARD	STEVE LARMER
1989-90	STEVE THOMAS	STEVE LARMER	STEVE LARMER
1990-91	STEVE LARMER	STEVE LARMER	STEVE LARMER
1991-92	JEREMY ROENICK	JEREMY ROENICK	JEREMY ROENICK
1992-93	JEREMY ROENICK	CHRIS CHELIOS	JEREMY ROENICK
1993-94	JEREMY ROENICK	JEREMY ROENICK	JEREMY ROENICK
1994-95	JOE MURPHY	CHRIS CHELIOS	BERNIE NICHOLLS
1995-96	JEREMY ROENICK	CHRIS CHELIOS	CHRIS CHELIOS
1996-97	TONY AMONTE	ALEX ZHAMNOV	TONY AMONTE
1997-98	TONY AMONTE/ERIC DAZE	TONY AMONTE	TONY AMONTE
1998-99	TONY AMONTE	ALEX ZHAMNOV	TONY AMONTE
1999-2000	TONY AMONTE	STEVE SULLIVAN	TONY AMONTE
2000-01	TONY AMONTE	STEVE SULLIVAN	STEVE SULLIVAN
2001-02	ERIC DAZE	MICHAEL NYLANDER	ERIC DAZE
2002-03	STEVE SULLIVAN	ALEX ZHAMNOV	STEVE SULLIVAN
2003-04	TUOMO RUUTU	BRYAN BERARD	TYLER ARNASON
2004-05		-SEASON CANCELED -	
2005-06	KYLE CALDER	KYLE CALDER	KYLE CALDER
2006-07	MARTIN HAVLAT	MARTIN HAVLAT	MARTIN HAVLAT
2007-08	PATRICK SHARP	PATRICK KANE	PATRICK KANE
2008-09	JONATHAN TOEWS	MARTIN HAVLAT	MARTIN HAVLAT
2009-10	PATRICK KANE	PATRICK KANE	PATRICK KANE
2010-11	PATRICK SHARP	PATRICK KANE	JONATHAN TOEWS
2011-12	PATRICK SHARP	MARIAN HOSSA	MARIAN HOSSA
2012-13	P. KANE/J. TOEWS	PATRICK KANE	PATRICK KANE
2013-14	PATRICK SHARP	DUNCAN KEITH	PATRICK SHARP
2014-15	JONATHAN TOEWS	MARIAN HOSSA	JONATHAN TOEWS
2015-16	PATRICK KANE	PATRICK KANE	PATRICK KANE
2016-17	PATRICK KANE	PATRICK KANE	PATRICK KANE
2017-18	ALEX DEBRINCAT	PATRICK KANE	PATRICK KANE
2018-19	PATRICK KANE	PATRICK KANE	PATRICK KANE

LEADERSHIP
PLAYERS
2018-19
OPPONENTS
TRADITION
RECORDS
PLAYOFFS
HISTORY
MINORS
MEDIA

***BOLD** INDICATES PLAYER WHO LED THE LEAGUE IN SCORING.

SINGLE-SEASON LEADERS

GOALS

RK	G	PLAYER	SEASON
1	58	BOBBY HULL	1968-69
2	54	BOBBY HULL	1965-66
	54	AL SECORD	1982-83
4	53	JEREMY ROENICK	1991-92
5	52	BOBBY HULL	1966-67
6	50	BOBBY HULL	1961-62
	50	BOBBY HULL	1971-72
	50	JEREMY ROENICK	1992-93
9	47	DENIS SAVARD	1985-86
10	46	PATRICK KANE	2015-16
	46	STEVE LARMER	1984-85
	46	JEREMY ROENICK	1993-94
13	45	TROY MURRAY	1985-86
14	44	PATRICK KANE	2018-19
	44	BOBBY HULL	1967-68
	44	BOBBY HULL	1970-71
	44	AL SECORD	1981-82
	44	DENIS SAVARD	1987-88
	44	STEVE LARMER	1990-91
	44	TONY AMONTE	1998-99
21	43	BOBBY HULL	1963-64
	43	STEVE LARMER	1982-83
	43	RICK VAIVE	1987-88
	43	STEVE LARMER	1988-89
	43	TONY AMONTE	1999-2000
26	41	ALEX DEBRINCAT	2018-19
	41	JIM PAPPIN	1972-73
	41	STEVE LARMER	1987-88
	41	JEREMY ROENICK	1990-91
	41	TONY AMONTE	1996-97

ASSISTS

RK	A	PLAYER	SEASON
1	87	DENIS SAVARD	1981-82
	87	DENIS SAVARD	1987-88
3	86	DENIS SAVARD	1982-83
4	69	DENIS SAVARD	1985-86
5	67	STAN MIKITA	1968-69
	67	DENIS SAVARD	1984-85
7	66	PATRICK KANE	2018-19
8	62	STAN MIKITA	1966-67
9	61	PIT MARTIN	1972-73
	61	JEREMY ROENICK	1993-94
11	60	PATRICK KANE	2015-16
	59	STAN MIKITA	1964-65
	59	DENIS SAVARD	1988-89
	59	STEVE LARMER	1989-90
15	58	CHRIS CHELIOS	1992-93
	58	CHRIS CHELIOS	1995-96
	58	PATRICK KANE	2009-10
18	57	DENIS SAVARD	1983-84
	57	STEVE LARMER	1990-91
	57	JEREMY ROENICK	1992-93
21	56	STAN MIKITA	1972-73
	56	STEVE LARMER	1986-87
23	55	TERRY RUSKOWSKI	1979-80
	55	TOM LYSIAK	1980-81
	55	DUNCAN KEITH	2009-10
	55	DUNCAN KEITH	2013-14
	55	PATRICK KANE	2016-17
28	54	DOUG WILSON	1984-85
	54	TROY MURRAY	1985-86
30	53	DENIS SAVARD	1989-90
	53	JEREMY ROENICK	1990-91

LEADERSHIP

PLAYERS

2018-19

OPPONENTS

TRADITION

RECORDS

PLAYOFFS

HISTORY

MINORS

MEDIA

SINGLE-SEASON LEADERS

POINTS

RK	PTS	PLAYER	SEASON
1	131	DENIS SAVARD	1987-88
2	121	DENIS SAVARD	1982-83
3	119	DENIS SAVARD	1981-82
4	116	DENIS SAVARD	1985-86
5	110	PATRICK KANE	2018-19
6	107	BOBBY HULL	1968-69
	107	JEREMY ROENICK	1992-93
	107	JEREMY ROENICK	1993-94
9	106	PATRICK KANE	2015-16
10	105	DENIS SAVARD	1984-85
11	103	JEREMY ROENICK	1991-92
12	101	STEVE LARMER	1990-91
13	99	TROY MURRAY	1985-86
14	97	BOBBY HULL	1965-66
	97	STAN MIKITA	1966-67
	97	STAN MIKITA	1968-69
17	96	BOBBY HULL	1970-71
18	94	DENIS SAVARD	1983-84
	94	JEREMY ROENICK	1990-91
20	93	BOBBY HULL	1971-72
21	92	JIM PAPPIN	1972-73
22	90	PIT MARTIN	1972-73
	90	DENNIS HULL	1972-73
	90	STEVE LARMER	1982-83
	90	DENIS SAVARD	1986-87
	90	STEVE LARMER	1989-90
27	89	PATRICK KANE	2016-17
	89	STAN MIKITA	1963-64
	89	STEVE LARMER	1987-88
30	88	PATRICK KANE	2009-10

CURRENT PLAYERS IN **BOLD RED**.

PENALTY MINUTES

RK	PIM	PLAYER	SEASON
1	408	MIKE PELLUSO	1991-92
2	352	DAVE MANSON	1988-89
3	326	BOB PROBERT	1996-97
4	320	MIKE PELLUSO	1990-91
5	313	BRYAN MARCHMENT	1992-93
6	304	STEVE SMITH	1991-92
7	303	AL SECORD	1981-82
	303	WAYNE VAN DORP	1989-90
9	301	DAVE MANSON	1989-90
10	289	KEITH MAGNUSON	1970-71
11	282	CHRIS CHELIOS	1992-93
12	260	PHIL RUSSELL	1974-75
13	252	TERRY RUSKOWSKI	1979-80
14	246	DAVE HUTCHISON	1981-82
15	245	CHRIS CHELIOS	1991-92
16	237	BOB PROBERT	1995-96
17	234	STU GRIMSON	1991-92
18	233	ENRICO CICCONE	1996-97
	233	PHIL RUSSELL	1976-77
20	225	TERRY RUSKOWSKI	1980-81
21	224	ADAM CREIGHTON	1989-90
22	214	DUANE SUTTER	1988-89
	214	STEVE SMITH	1992-93
	214	ADAM BURISH	2007-08
25	213	KEITH MAGNUSON	1969-70
26	212	CHRIS CHELIOS	1993-94
27	208	GARY NYLUND	1987-88
28	206	BOB PROBERT	1998-99
29	204	GLEN COCHRANE	1987-88
	204	BOB MCGILL	1989-90

CURRENT PLAYERS IN **BOLD RED**.

LEADERSHIP

PLAYERS

2018-19

OPPONENTS

TRADITION

RECORDS

PLAYOFFS

HISTORY

MINORS

MEDIA

ALL-TIME HAT TRICK LEADERS

LEADERSHIP	PLAYERS	2019-20	OPPONENTS	TRADITION	RECORDS	PLAYOFFS	HISTORY	MINORS	MEDIA
------------	---------	---------	-----------	-----------	---------	----------	---------	--------	-------

NAME	3GG	4GG	5GG	TOT
BOBBY HULL	24	4	0	28
STAN MIKITA	14	2	0	16
DENIS SAVARD	11	0	0	11
STEVE LARMER	9	0	0	9
DOUG BENTLEY	6	2	0	8
JIM PAPPIN	7	0	0	7
JEREMY ROENICK	4	2	0	6
AL SECORD	4	2	0	6
ERIC DAZE	5	1	0	6
TONY AMONTE	6	0	0	6
JONATHAN TOEWS	6	0	0	6
GRANT MULVEY	4	0	1	5
MAX BENTLEY	4	1	0	5
PIT MARTIN	4	1	0	5
BILL MOSIENKO	4	1	0	5
KEN WHARRAM	5	0	0	5
PATRICK KANE	5	0	0	5
STEVE THOMAS	3	1	0	4
TROY MURRAY	4	0	0	4
PATRICK SHARP	4	0	0	4
ALEX DEBRINCAT	4	0	0	4
BERNIE NICHOLLS	1	2	0	3
BRIAN NOONAN	2	1	0	3
DARRYL SUTTER	2	1	0	3
PAUL THOMPSON	2	1	0	3
IVAN BOLDIREV	3	0	0	3
TED BULLEY	3	0	0	3
MICHEL GOULET	3	0	0	3
CLIFF KOROLL	3	0	0	3
DARCY ROTA	3	0	0	3
ROY CONACHER	3	0	0	3
RICK VAIVE	3	0	0	3
JOHN GOTTSSELIG	1	1	0	2
FRANK INGRAM	1	1	0	2
ALEX KALETA	1	1	0	2
TYLER ARNASON	2	0	0	2
TOM COOK	2	0	0	2
CULLY DAHLSTROM	2	0	0	2
RED HAMILL	2	0	0	2
JEFF HAMILTON	2	0	0	2
DENNIS HULL	2	0	0	2
REG KERR	2	0	0	2
JOCELYN LEMIEUX	2	0	0	2
ED LITZENBERGER	2	0	0	2
TOM LYSIAK	2	0	0	2
DOUG MOHNS	2	0	0	2
STEVE SULLIVAN	2	0	0	2
PLAYERS WITH ONE HAT TRICK	44	4	0	48
TOTALS	236	29	1	266

CURRENT PLAYERS IN **BOLD RED**.

MULTIPLE HAT TRICKS IN ONE GAME

PLAYER	OPP	DATE
DOUG BENTLEY, BILL THOMS	NYR	02/07/43
DOUG BENTLEY, MAX BENTLEY	@ NYR	02/26/47
BOBBY HULL, STAN MIKITA	@ BOS	01/31/63
KEN WHARRAM, STAN MIKITA	DET	02/18/68
AL SECORD, TROY MURRAY	PIT	01/01/86
STEVE SULLIVAN, ERIC DAZE	BOS	03/09/03

BLACKHAWKS FOUR OR MORE GOAL GAMES

PLAYER	OPPONENT	DATE
FRANK INGRAM (4)	PHI QU	01/01/31
PAUL THOMPSON (4)	TOR	02/03/32
JOHN GOTTSSELIG (4)	@ NYA	01/09/36
MAX BENTLEY (4)	NYR	01/28/43
DOUG BENTLEY (4)	@ NYR	02/22/44
CLINT SMITH (4)	MTL	03/04/45
ALEX KALETA (4)	@ TOR	01/26/46
DOUG BENTLEY (4)	@ NYR	02/26/47
JIM CONACHER (4)	NYR	11/25/48
BILL MOSIENKO (4)	@ DET	11/27/48
JACK MCINTYRE (4)	@ TOR	11/17/56
BOBBY HULL (4)	TOR	02/21/60
BOBBY HULL (4)	@ DET	02/01/62
BOBBY HULL (4)	BOS	12/15/65
BOBBY HULL (4)	NYR	01/16/66
STAN MIKITA (4)	PIT	12/06/67
PIT MARTIN (4)	DET	03/30/69
STAN MIKITA (4)	STL	12/16/70
AL SECORD (4)	TOR	11/01/81
GRANT MULVEY (5)	STL	02/03/82
DARRYL SUTTER (4)	QUE	12/12/82
AL SECORD (4)	TOR	01/07/87
STEVE THOMAS (4)	NJD	03/22/90
JEREMY ROENICK (4)	@ NYI	12/07/91
BRIAN NOONAN (4)	DET	12/29/91
JEREMY ROENICK (4)	WPG	02/24/94
BERNIE NICHOLLS (4)	@ VAN	02/05/95
BERNIE NICHOLLS (4)	@ LAK	02/28/95
ERIC DAZE (4)	@ FLA	03/15/98
MICHAEL NYLANDER (4)	@ BOS	12/04/99

BLACKHAWKS WITH ONE CAREER HAT TRICK

ARTEM ANISIMOV	NICK MICKOSKI
ADAM BROWN	EARL MILLER
DUSTIN BYFUGLIEN	AB McDONALD
JIM CONACHER (4G)	JACK MCINTYRE (4G)
PETE CONACHER	ERIC NESTERENKO
ADAM CREIGHTON	MICHAEL NYLANDER (4G)
J.P. DUMONT	ARTEMI PANARIN
CURT FRASER	RICHARD PANIK
GEORGE GEE	RICK PATERSON
DIRK GRAHAM	BRENDAN PERLINI
RYAN HARTMAN	WAYNE PRESLEY
GEORGE HAY	FIDO PURPUR
KEN HODGE	DICK REDMOND
PETE HORECK	DOC ROMNES
REGIS "PEP" KELLY	BRANDON SAAD
BILL KENDALL	RON SEDLBAUER
ANDREW LADD	ART SOMERS
HECTOR LALANDE	CLINT SMITH (4G)
WILDOY LAROCHELLE	VIKTOR STALBERG
TONY LESWICK	GAYE STEWART
TED LINDSAY	BILL THOMS
STEVE LUDZIK	DOUG WILSON
CHICO MAKI	JOHN WILSON
DAN MALONEY	ALEX ZHAMNOV

ALL-TIME HAT TRICKS

NO.	NAME	DATE	TEAM
1	GEORGE HAY	02/19/27	DET *
2	ART SOMERS	11/21/29	OTT
3	EARL MILLER	12/08/29	NYA
4	FRANK INGRAM	12/07/30	DET
5	FRANK INGRAM (4)	01/01/31	PHI QU
6	TOMMY COOK	02/05/31	PHI QU
7	PAUL THOMPSON (4)	02/03/32	TOR
8	TOMMY COOK	03/04/32	NYA
9	PAUL THOMPSON	01/01/33	MTL
10	BILL KENDALL	12/17/33	MTL
11	DOC ROMNES	03/05/35	NYA
12	JOHN GOTTSSELIG (4)	01/09/36	@ NYA
13	REGIS "PEP" KELLY	01/26/37	@ NYA
14	WILDER LAROCHELLE	01/28/37	@ MTL
15	PAUL THOMPSON	03/18/37	@ NYA
16	JOHN GOTTSSELIG	11/13/38	MTL
17	DOUG BENTLEY	12/04/41	MTL
18	RED HAMILL	01/08/42	MTL
19	RED HAMILL	11/08/42	DET
20	DOUG BENTLEY	11/19/42	DET
21	MAX BENTLEY	12/06/42	MTL
22	MAX BENTLEY (4)	01/28/43	NYR
23	DOUG BENTLEY	02/07/43	NYR
24	BILL THOMS	02/07/43	NYR
25	CULLY DAHLSTROM	11/14/43	NYR
26	DOUG BENTLEY	11/25/43	DET
27	FIDO PURPUR	12/05/43	NYR
28	BILL MOSIENKO	12/26/43	@ NYR
29	BILL MOSIENKO	01/13/44	@ NYR
30	DOUG BENTLEY (4)	02/22/44	@ NYR
31	CULLY DAHLSTROM	02/27/44	NYR
32	BILL MOSIENKO	11/26/44	DET
33	CLINT SMITH (4)	03/04/45	MTL
34	MAX BENTLEY	11/08/45	@ NYR
35	DOUG BENTLEY	12/23/45	DET
36	MAX BENTLEY	01/20/46	NYR
37	GEORGE GEE	01/23/46	MTL
38	ALEX KALETA (4)	01/26/46	@ TOR
39	PETE HORECK	03/13/46	DET
40	ALEX KALETA	11/16/46	@ NYR
41	DOUG BENTLEY (4)	02/26/47	@ NYR
42	MAX BENTLEY	02/26/47	@ NYR
43	ADAM BROWN	03/03/47	@ NYR
44	DOUG BENTLEY	12/25/47	@ BOS

NO.	NAME	DATE	TEAM
45	ROY CONACHER	02/05/48	@ MTL
46	GAYE STEWART	02/25/48	@ NYR
47	JIM CONACHER (4)	11/25/48	NYR
48	BILL MOSIENKO (4)	11/27/48	@ DET
49	ROY CONACHER	12/25/49	@ BOS
50	ROY CONACHER	03/22/50	@ BOS
51	BILL MOSIENKO	03/23/52	@ NYR
52	PETE CONACHER	03/19/54	BOS
53	ED LITZENBERGER	02/23/55	BOS **
54	NICK MICKOSKI	11/18/55	BOS
55	TONY LESWICK	03/08/56	NYR ***
56	JACK MCINTYRE (4)	11/17/56	@ TOR
57	JOHNNY WILSON	01/30/57	@ NYR
58	HEC LALANDE	02/27/57	@ NYR
59	ERIC NESTERENKO	03/02/58	TOR
60	ED LITZENBERGER	02/07/59	@ NYR
61	TED LINDSAY	02/22/59	TOR
62	BOBBY HULL	12/06/59	@ BOS
63	BOBBY HULL	12/20/59	TOR
64	BOBBY HULL	12/27/59	BOS
65	BOBBY HULL (4)	02/21/60	TOR
66	BOBBY HULL	10/09/60	NYR
67	BOBBY HULL	11/29/61	BOS
68	AB McDONALD	12/06/61	@ NYR
69	BOBBY HULL (4)	02/01/62	@ DET
70	BOBBY HULL	01/31/63	@ BOS
71	STAN MIKITA	01/31/63	@ BOS
72	BOBBY HULL	02/17/63	BOS
73	STAN MIKITA	02/21/63	@ DET
74	STAN MIKITA	02/24/63	BOS
75	STAN MIKITA	10/16/63	BOS
76	KEN WHARRAM	10/29/63	DET
77	BOBBY HULL	11/17/63	TOR
78	STAN MIKITA	12/11/63	@ NYR
79	BOBBY HULL	01/11/64	DET
80	KEN WHARRAM	03/01/64	MTL
81	BOBBY HULL	10/25/64	@ NYR
82	BOBBY HULL	11/15/64	TOR
83	BOBBY HULL	10/23/65	@ TOR
84	BOBBY HULL	11/07/65	TOR
85	STAN MIKITA	12/04/65	@ BOS
86	STAN MIKITA	12/05/65	@ NYR
87	BOBBY HULL (4)	12/15/65	BOS

*AT WINDSOR, ONTARIO.

**AT ST. PAUL, MINN.

***AT ST. LOUIS, MO.

LEADERSHIP
PLAYERS
2018-19
OPPONENTS
TRADITION
RECORDS
PLAYOFFS
HISTORY
MINORS
MEDIA

ALL-TIME HAT TRICKS

NO.	NAME	DATE	TEAM
88	KEN HODGE	01/15/66	@ MTL
89	BOBBY HULL (2)	01/16/66	NYR
90	STAN MIKITA	11/27/66	@ BOS
91	DOUG MOHNS	12/08/66	@ BOS
92	BOBBY HULL	01/11/67	DET
93	DOUG MOHNS	01/19/67	@ BOS
94	BOBBY HULL	02/11/67	@ TOR
95	BOBBY HULL	03/01/67	NYR
96	BOBBY HULL	11/22/67	@ NYR
97	STAN MIKITA	11/25/67	@ MIN
98	STAN MIKITA (4)	12/06/67	PIT
99	CHICO MAKI	02/17/68	@ DET
100	KEN WHARRAM	02/18/68	DET
101	STAN MIKITA	02/18/68	DET
102	JIM PAPPIN	10/16/68	MIN
103	BOBBY HULL	11/14/68	@ PIT
104	BOBBY HULL	12/08/68	BOS
105	KEN WHARRAM	01/26/69	LAK
106	JIM PAPPIN	01/30/69	@ PHI
107	BOBBY HULL	02/20/69	@ LAK
108	KEN WHARRAM	03/26/69	NYR
109	PIT MARTIN (4)	03/30/69	DET
110	STAN MIKITA	11/09/69	TOR
111	CLIFF KOROLL	12/14/69	PHI
112	JIM PAPPIN	02/01/70	MIN
113	STAN MIKITA	02/11/70	PIT
114	PIT MARTIN	04/05/70	MTL
115	BOBBY HULL	11/22/70	CALIF
116	PIT MARTIN	12/06/70	TOR
117	STAN MIKITA (4)	12/16/70	STL
118	BOBBY HULL	02/06/71	@ MIN
119	BOBBY HULL	02/21/71	LAK
120	BOBBY HULL	12/22/71	@ CALIF
121	JIM PAPPIN	03/01/72	@ LAK
122	DENNIS HULL	11/04/72	@ MIN
123	DAN MALONEY	11/08/72	NYI
124	PIT MARTIN	11/29/72	DET
125	STAN MIKITA	12/05/73	@ DET
126	DENNIS HULL	01/06/74	CALIF
127	PIT MARTIN	01/09/74	LAK
128	STAN MIKITA	02/10/74	PIT

NO.	NAME	DATE	TEAM
129	JIM PAPPIN	02/17/74	TOR
130	DARCY ROTA	10/27/74	STL
131	JIM PAPPIN	02/12/75	BOS
132	JIM PAPPIN	02/22/75	WSH
133	IVAN BOLDIREV	12/23/75	STL
134	CLIFF KOROLL	03/16/76	@ KC
135	DICK REDMOND	02/12/77	@ COL
136	DARCY ROTA	03/26/77	MIN
137	IVAN BOLDIREV	11/25/77	@ COL
138	CLIFF KOROLL	01/18/78	WSH
139	GRANT MULVEY	03/22/78	@ WSH
140	DARCY ROTA	11/25/78	@ MTL
141	TED BULLEY	01/06/79	@ TOR
142	IVAN BOLDIREV	02/17/79	@ STL
143	GRANT MULVEY	03/29/79	NYI
144	TED BULLEY	10/24/79	WPG
145	GRANT MULVEY	12/23/79	NYI
146	TOM LYSIAK	10/19/80	WSH
147	REG KERR	10/29/80	WPG
148	RON SEDLBAUER	11/23/80	HFD
149	REG KERR	12/07/80	@ NYR
150	RICK PATERSON	01/28/81	VAN
151	GRANT MULVEY	10/10/81	@ TOR
152	DARRYL SUTTER	10/18/81	EDM
153	AL SECORD (4)	11/01/81	TOR
154	GRANT MULVEY (5)	02/03/82	STL
155	TED BULLEY	02/13/82	@ TOR
156	STEVE LARMER	11/14/82	MIN
157	DARRYL SUTTER (4)	12/12/82	QUE
158	STEVE LARMER	12/18/82	@ TOR
159	TOM LYSIAK	01/12/83	EDM
160	AL SECORD	02/12/83	@ MIN
161	DENIS SAVARD	10/15/83	@ TOR
162	DENIS SAVARD	11/29/84	@ PIT
163	DENIS SAVARD	12/09/84	TOR
164	DENIS SAVARD	12/16/84	MIN
165	DARRYL SUTTER	03/02/85	@ STL
166	DENIS SAVARD	12/15/85	DET
167	STEVE LUDZIK	12/28/85	@ WSH
168	AL SECORD	01/01/86	PIT
169	TROY MURRAY	01/01/86	PIT

LEADERSHIP

PLAYERS

2018-19

OPPONENTS

TRADITION

RECORDS

PLAYOFFS

HISTORY

MINORS

MEDIA

ALL-TIME HAT TRICKS

NO.	NAME	DATE	TEAM
170	CURT FRASER	02/13/86	TOR
171	TROY MURRAY	02/19/86	MIN
172	TROY MURRAY	02/27/86	@ LAK
173	STEVE LARMER	03/12/86	BUF
174	AL SECORD	11/01/86	@ MIN
175	DENIS SAVARD	11/23/86	NJD
176	AL SECORD (4)	01/07/87	TOR
177	DENIS SAVARD	03/18/87	@ TOR
178	DENIS SAVARD	04/05/87	TOR
179	DENIS SAVARD	11/08/87	MIN
180	WAYNE PRESLEY	11/11/87	DET
181	RICK VAIVE	11/18/87	MIN
182	STEVE THOMAS	01/08/88	TOR
183	DENIS SAVARD	01/17/88	WSH
184	RICK VAIVE	02/28/88	PIT
185	STEVE LARMER	03/28/88	@ MIN
186	RICK VAIVE	10/12/88	WPG
187	ADAM CREIGHTON	02/19/89	MTL
188	TROY MURRAY	10/24/89	@ DET
189	JEREMY ROENICK	12/23/89	@ TOR
190	DENIS SAVARD	12/30/89	HFD
191	AL SECORD	01/11/90	@ PHI
192	STEVE THOMAS	01/14/90	CGY
193	DIRK GRAHAM	02/08/90	@ DET
194	JOCELYN LEMIEUX	02/20/90	@ STL
195	STEVE THOMAS (4)	03/22/90	NJD
196	JEREMY ROENICK	10/11/90	PIT
197	STEVE LARMER	10/13/90	@ MIN
198	STEVE THOMAS	11/17/90	@ QUE
199	JEREMY ROENICK	12/16/90	MIN
200	DOUG WILSON	01/26/91	TOR
201	MICHEL GOULET	02/23/91	@ MIN
202	STEVE LARMER	10/10/91	VAN
203	BRIAN NOONAN	12/05/91	LAK
204	JEREMY ROENICK (4)	12/07/91	@ NYI
205	STEVE LARMER	12/08/91	MIN
206	BRIAN NOONAN	12/27/91	WPG
207	BRIAN NOONAN (4)	12/29/91	DET
208	JEREMY ROENICK	11/07/92	@ QUE
209	MICHEL GOULET	11/08/92	PIT
210	STEVE LARMER	11/28/92	@ CGY
211	STEVE LARMER	12/23/92	@ OTT
212	MICHEL GOULET	01/17/93	TOR
213	JOCELYN LEMIEUX	01/02/94	WPG
214	JEREMY ROENICK (4)	02/24/94	WPG
215	BERNIE NICHOLLS (4)	02/05/95	@ VAN
216	BERNIE NICHOLLS (4)	02/28/95	@ LAK
217	BERNIE NICHOLLS	03/21/95	@ SJS
218	TONY AMONTE	02/22/96	STL*

NO.	NAME	DATE	TEAM
219	TONY AMONTE	11/30/96	@ LAK
220	TONY AMONTE	03/16/97	NYI
221	ALEX ZHAMNOV	04/11/97	CGY
222	ERIC DAZE	04/13/97	@ DAL
223	ERIC DAZE (4)	03/15/98	@ FLA
224	TONY AMONTE	11/28/98	@ CGY
225	TONY AMONTE	03/28/99	STL
226	J.P. DUMONT	04/08/99	NYR
227	MICHAEL NYLANDER (4)	12/04/99	@ BOS
228	TONY AMONTE	03/12/00	@ TBL
229	STEVE SULLIVAN	12/21/00	VAN
230	ERIC DAZE	12/07/01	NYI
231	ERIC DAZE	12/31/01	@ OTT
232	ERIC DAZE	12/11/02	@ NYR
233	TYLER ARNASON	12/28/02	@ SJS
234	STEVE SULLIVAN	03/09/03	BOS
235	ERIC DAZE	03/09/03	BOS
236	TYLER ARNASON	03/19/04	VAN
237	JEFF HAMILTON	12/02/06	@ NSH
238	JEFF HAMILTON	03/10/07	@ PHX
239	PATRICK SHARP	11/17/07	@ DET
240	DUSTIN BYFUGLIEN	11/30/07	ARI
241	JONATHAN TOEWS	02/27/09	PIT
242	ANDREW LADD	03/07/10	DET
243	JONATHAN TOEWS	11/17/10	@ EDM
244	PATRICK SHARP	11/25/11	@ ANA
245	VIKTOR STALBERG	01/10/12	CBJ
246	JONATHAN TOEWS	10/29/13	OTT
247	PATRICK SHARP	12/27/13**	COL
248	PATRICK SHARP	01/03/14	@ NJD
249	PATRICK KANE	01/15/16	@ TOR
250	ARTEMI PANARIN	02/17/16	@ NYR
251	PATRICK KANE	04/03/16	BOS
252	RICHARD PANIK	10/15/16	NSH
253	RYAN HARTMAN	01/08/17	NSH
254	JONATHAN TOEWS	02/21/17	@ MIN
255	PATRICK KANE	02/23/17	ARI
256	PATRICK KANE	03/01/17	PIT
257	BRANDON SAAD	10/05/17	PIT
258	ARTEM ANISIMOV	11/15/17	NYR
259	ALEX DEBRINCAT	11/27/17	ANA
260	ALEX DEBRINCAT	01/25/18	@ DET
261	ALEX DEBRINCAT	03/18/18	STL
262	JONATHAN TOEWS	10/06/18	@ STL
263	PATRICK KANE	12/27/18	MIN
264	JONATHAN TOEWS	01/20/19	WSH
265	ALEX DEBRINCAT	02/18/19	OTT
266	BRENDAN PERLINI	03/11/2019	ARI

* FIRST HAT TRICK AT UNITED CENTER.

** FIRST BIRTHDAY HAT TRICK IN FRANCHISE HISTORY.

CURRENT PLAYERS IN **BOLD RED**.

LEADERSHIP
PLAYERS
2018-19
OPPONENTS
TRADITION
RECORDS
PLAYOFFS
HISTORY
MINORS
MEDIA

SHUTOUTS FOR AND AGAINST

SEASON	HOME			ROAD		
	W	L	T	W	L	T
1926-27	2	2	0	3	3	0
1927-28	1	4	1	2	6	0
1928-29	1	9	2	2	9	0
1929-30	2	1	0	1	2	0
1930-31	5	1	0	6	1	1
1931-32	3	3	0	1	6	0
1932-33	2	2	2	0	5	1
1933-34	5	1	2	2	4	1
1934-35	5	1	0	3	5	0
1935-36	5	1	0	3	3	1
1936-37	1	3	0	2	2	2
1937-38	1	3	0	0	2	0
1938-39	3	5	0	2	2	0
1939-40	2	1	0	2	3	0
1940-41	2	3	0	1	0	0
1941-42	2	2	0	1	2	0
1942-43	1	0	0	0	2	0
1943-44	1	1	1	1	0	0
1944-45	2	0	1	0	1	1
1945-46	0	0	0	1	0	0
1946-47	0	0	1	0	2	0
1947-48	0	1	0	1	1	0
1948-49	0	2	0	0	0	0
1949-50	3	2	1	1	6	0
1950-51	1	2	0	1	2	1
1951-52	1	4	1	0	5	0
1952-53	5	4	1	0	5	0
1953-54	2	5	2	1	7	0
1954-55	0	3	0	0	4	0
1955-56	2	4	0	2	4	0
1956-57	2	4	1	0	6	0
1957-58	4	5	1	2	1	0
1958-59	0	0	0	1	3	0
1959-60	4	3	0	2	3	0
1960-61	4	1	0	2	2	0
1961-62	6	2	0	2	1	1
1962-63	1	1	1	3	1	0
1963-64	6	1	0	1	5	0
1964-65	5	1	0	1	2	1
1965-66	1	1	0	3	3	0
1966-67	4	2	0	2	2	0
1967-68	3	2	0	3	5	0
1968-69	1	0	0	4	2	0
1969-70	8	1	1	6	2	0
1970-71	4	0	0	2	0	0
1971-72	12	0	0	2	0	0
1972-73	3	1	0	1	2	0

SEASON	HOME			ROAD		
	W	L	T	W	L	T
1973-74	5	0	0	6	1	0
1974-75	7	0	0	0	3	0
1975-76	3	2	0	1	0	0
1976-77	1	2	0	1	5	0
1977-78	5	3	0	1	3	1
1978-79	2	2	0	2	0	0
1979-80	4	1	2	0	2	0
1980-81	0	1	0	0	1	0
1981-82	2	0	0	0	1	0
1982-83	4	0	0	1	0	0
1983-84	2	1	0	1	2	0
1984-85	1	0	0	1	1	0
1985-86	1	0	0	0	0	0
1986-87	1	0	0	0	1	0
1987-88	0	0	0	0	4	0
1988-89	0	0	0	0	3	0
1989-90	2	1	0	0	2	0
1990-91	2	1	0	2	2	0
1991-92	5	0	0	1	2	0
1992-93	6	1	0	3	2	0
1993-94	4	1	0	3	2	0
1994-95	1	0	0	3	1	0
1995-96	3	0	0	2	4	0
1996-97	2	6	0	1	1	0
1997-98	4	6	0	5	4	1
1998-99	3	0	0	1	4	0
1999-2000	2	3	0	2	1	0
2000-01	5	7	0	1	2	0
2001-02	4	1	0	2	2	0
2002-03	4	4	1	4	1	0
2003-04	4	3	0	0	4	0
2004-05	- SEASON CANCELED -					
2005-06	2	0	-	0	3	-
2006-07	2	4	-	1	2	-
2007-08	4	2	-	0	3	-
2008-09	3	2	-	3	3	-
2009-10	6	0	-	5	2	-
2010-11	3	2	-	2	2	-
2011-12	0	2	-	0	5	-
2012-13	2	0	-	5	0	-
2013-14	2	1	-	1	3	-
2014-15	2	4	-	3	4	-
2015-16	7	3	-	1	4	-
2016-17	3	2	-	1	5	-
2017-18	1	3	-	1	3	-
2018-19	1	0	-	1	3	-
TOTALS	277	188	22	157	249	13

SHUTOUTS AND SCORELESS TIES

SHUTOUTS BY BLACKHAWKS GOALTENDERS

RK.	NAME	SHUTOUTS
1	TONY ESPOSITO*	74
2	GLENN HALL	51
3	CHUCK GARDINER	42
4	ED BELFOUR	30
5	MIKE KARAKAS	28
	JOCELYN THIBAUT	28
7	COREY CRAWFORD**	25
8	AL ROLLINS	17
9	JEFF HACKETT	14
10	DENIS DEJORDY	13
11	MURRAY BANNERMAN	8
	LORNE CHABOT	8
13	CRISTOBAL HUET	7
	ANTTI NIEMI	7
15	PAUL GOODMAN	6
	NIKOLAI KHABIBULIN	6
	HUGH LEHMAN	6
18	FRANK BRIMSEK	5
	HARRY LUMLEY	5
	GARY SMITH	5
21	DAVE DRYDEN	4
	SAM LOPRESTI	4
	SCOTT DARLING	4
24	RAY EMERY**	3
	MICHAEL LEIGHTON	3
	ANTTI RAANTA	3
	MIKE VEISOR	3
28	CRAIG ANDERSON	2
	JACQUES CLOUTIER	2
	PATRICK LALIME	2
	WARREN SKORODENSKI	2
	CHRIS TERRERI	2
	JIMMY WAITE	2
34	HANK BASSEN	1
	PAUL BIBEALUT	1
	BRIAN BOUCHER	1
	EMILE FRANCIS	1
	BERT GARDINER	1
	DOMINIK HASEK	1
	ADAM MUNRO	1
	JACK NORRIS	1
	STEVE PASSMORE	1
	BOB SAUVE	1
	MARTY TURCO	1

* TONY ESPOSITO AND MICHEL DUMAS SHARED A SHUTOUT ON 02/23/75 VS. ATL.

** COREY CRAWFORD AND RAY EMERY SHARED A SHUTOUT ON 02/28/13 @ STL.

CURRENT PLAYERS IN **BOLD RED**.

BLACKHAWKS ALL-TIME SCORELESS TIES

DATE	OPPONENT	CHI GOALIE	OPP. GOALIE
11/26/27	DET	GARDINER	HOLMES
02/24/29	DET	GARDINER	DOLSON
02/28/29	NYR	GARDINER	ROACH
12/18/30	@ MTL	GARDINER	HAINSWORTH
12/18/32	@ NYA	GARDINER	WORTERS
01/05/33	BOS	GARDINER	THOMPSON
02/19/33	MTL MA	GARDINER	KERR
12/21/33	@ MTL MA	GARDINER	KERR
01/11/34	BOS	GARDINER	THOMPSON
02/22/34	NYA	GARDINER	WORTERS
11/14/35	@ DET	KARAKAS	SMITH
11/12/36	@ NYA	KARAKAS	WORTERS
12/08/36	@ NYR	KARAKAS	KERR
02/20/44	TOR	KARAKAS	BIBEAULT
01/07/45	@ NYR	KARAKAS	MCAULEY
02/18/45	MTL	KARAKAS	DURNAN
12/04/46	DET	BIBEAULT	LUMLEY
11/13/49	MTL	BRIMSEK	DURNAN
12/02/50	@ TOR	LUMLEY	ROLLINS/BRODA
01/31/52	BOS	LUMLEY	HENRY
03/15/53	DET	ROLLINS	SAWCHUK
11/01/53	BOS	ROLLINS	HENRY
03/05/54	NYR	ROLLINS	BOWER
03/03/57	TOR	ROLLINS	CHADWICK
12/28/57	BOS	HALL	SIMMONS
12/27/61	@ TOR	HALL	BOWER
10/13/62	DET	HALL	SAWCHUK
01/13/65	@ TOR	DEJORDY	BOWER
03/11/70	BOS	ESPOSITO	JOHNSTON
01/07/78	@ STL	ESPOSITO	MYRE
10/31/79	BUF	ESPOSITO	SAUVE
12/19/79	PIT	ESPOSITO	MILLEN
12/17/97	@ EDM	HACKETT	JOSEPH
01/08/03	ARI	LEIGHTON	BIERK

LEADERSHIP

PLAYERS

2010-19

OPPONENTS

TRADITION

RECORDS

PLAYOFFS

HISTORY

MINORS

MEDIA

ALL-TIME SHUTOUTS

NO.	NAME	DATE	TEAM	SCORE
1	HUGH LEHMAN	12/11/26	@ MTL	3-0
2	HUGH LEHMAN	12/25/26	DET	2-0
3	HUGH LEHMAN	01/08/27	@ PIT PI	4-0
4	HUGH LEHMAN	03/01/27	NYR	3-0
5	HUGH LEHMAN	03/13/27	@ BOS	4-0
6	CHARLES GARDINER	11/26/27	DET	0-0 OT
7	HUGH LEHMAN	01/18/28	DET	2-0
8	CHARLES GARDINER	02/05/28	@ NYA	6-0
9	CHARLES GARDINER	02/12/28	@ NYR	3-0
10	CHARLES GARDINER	12/27/28	@ NYA	2-0
11	CHARLES GARDINER	02/05/29	@ DET	1-0
12	CHARLES GARDINER	02/24/29	DET	0-0 OT
13	CHARLES GARDINER	02/28/29	NYR	0-0 OT
14	CHARLES GARDINER	03/09/29	PIT PI	1-0
15	CHARLES GARDINER	11/24/29	DET	4-0
16	CHARLES GARDINER	02/25/30	@ MTL MA	2-0
17	CHARLES GARDINER	03/02/30	PIT PI	3-0
18	CHARLES GARDINER	11/20/30	BOS	1-0
19	CHARLES GARDINER	11/23/30	MTL	3-0
20	CHARLES GARDINER	11/27/30	@ NYR	4-0
21	CHARLES GARDINER	11/29/30	@ OTT	3-0
22	CHARLES GARDINER	12/18/30	@ MTL	0-0 OT
23	CHARLES GARDINER	01/08/31	@ PHI QU	4-0
24	CHARLES GARDINER	01/11/31	@ NYR	2-0
25	CHARLES GARDINER	01/13/31	@ NYA	1-0
26	CHARLES GARDINER	01/15/31	BOS	2-0
27	CHARLES GARDINER	03/01/31	OTT	5-0
28	CHARLES GARDINER	03/05/31	NYA	1-0
29	CHARLES GARDINER	03/17/31	@ PHI QU	4-0
30	CHARLES GARDINER	12/20/31	TOR	1-0 OT
31	CHARLES GARDINER	01/21/32	@ NYA	1-0
32	CHARLES GARDINER	02/03/32	TOR	7-0
33	CHARLES GARDINER	03/20/32	BOS	1-0
34	CHARLES GARDINER	12/18/32	@ NYA	0-0 OT
35	CHARLES GARDINER	01/05/33	BOS	0-0 OT
36	CHARLES GARDINER	01/19/33	NYA	6-0
37	CHARLES GARDINER	02/12/33	MTL	2-0
38	CHARLES GARDINER	02/19/33	MTL MA	0-0 OT
39	CHARLES GARDINER	11/12/33	NYR	1-0
40	CHARLES GARDINER	11/23/33	@ NYA	2-0
41	CHARLES GARDINER	11/26/33	BOS	1-0
42	CHARLES GARDINER	12/14/33	DET	4-0
43	CHARLES GARDINER	12/21/33	@ MTL MA	0-0 OT
44	CHARLES GARDINER	01/11/34	BOS	0-0 OT
45	CHARLES GARDINER	01/14/34	NYA	4-0
46	CHARLES GARDINER	01/28/34	TOR	2-0
47	CHARLES GARDINER	01/30/34	@ OTT	2-0
48	CHARLES GARDINER	02/22/34	NYA	0-0 OT
49	LORNE CHABOT	11/22/34	STL EA	1-0
50	LORNE CHABOT	11/25/34	BOS	4-0
51	LORNE CHABOT	12/09/34	NYR	4-0
52	LORNE CHABOT	12/11/34	DET	4-0
53	LORNE CHABOT	01/05/35	@ BOS	6-0
54	LORNE CHABOT	01/22/35	@ NYA	2-0
55	LORNE CHABOT	02/14/35	@ DET	3-0
56	LORNE CHABOT	03/03/35	@ MTL	3-0
57	MIKE KARAKAS	11/14/35	@ DET	0-0 OT

NO.	NAME	DATE	TEAM	SCORE
58	MIKE KARAKAS	11/17/35	NYR	3-0
59	MIKE KARAKAS	12/01/35	MTL	1-0
60	MIKE KARAKAS	12/08/35	BOS	1-0
61	MIKE KARAKAS	12/25/35	@ DET	2-0
62	MIKE KARAKAS	01/21/36	@ NYR	1-0
63	MIKE KARAKAS	02/02/36	TOR	2-0
64	MIKE KARAKAS	02/25/36	@ MTL MA	2-0
65	MIKE KARAKAS	03/08/36	MTL	2-0
66	MIKE KARAKAS	11/12/36	@ NYA	0-0 OT
67	MIKE KARAKAS	11/26/36	@ DET	2-0
68	MIKE KARAKAS	12/08/36	@ NYR	0-0 OT
69	MIKE KARAKAS	01/21/37	NYR	2-0
70	MIKE KARAKAS	01/26/37	@ NYA	9-0
71	MIKE KARAKAS	01/09/38	MTL MA	1-0
72	MIKE KARAKAS	11/05/38	@ TOR	2-0
73	MIKE KARAKAS	11/27/38	@ NYR	1-0
74	MIKE KARAKAS	12/11/38	NYA	4-0
75	MIKE KARAKAS	12/18/38	NYR	5-0
76	MIKE KARAKAS	01/08/39	TOR	1-0
77	PAUL GOODMAN	01/01/40	DET	1-0
78	PAUL GOODMAN	01/09/40	@ MTL	2-0
79	PAUL GOODMAN	02/09/40	@ DET	3-0
80	PAUL GOODMAN	02/11/40	NYR	3-0
81	PAUL GOODMAN	11/23/40	@ TOR	1-0
82	PAUL GOODMAN	12/19/40	MTL	2-0
83	SAM LOPRESTI	02/27/41	DET	1-0
84	SAM LOPRESTI	11/06/41	BRK	1-0
85	SAM LOPRESTI	12/20/41	@ TOR	2-0
86	SAM LOPRESTI	02/15/42	BOS	2-0
87	BERT GARDINER	02/21/43	TOR	5-0
88	MIKE KARAKAS	02/01/44	@ BOS	2-0
89	MIKE KARAKAS	02/20/44	TOR	0-0
90	MIKE KARAKAS	03/19/44	DET	2-0
91	MIKE KARAKAS	01/07/45	@ NYR	0-0
92	MIKE KARAKAS	01/21/45	TOR	4-0
93	MIKE KARAKAS	02/18/45	MTL	0-0
94	MIKE KARAKAS	02/21/45	BOS	5-0
95	MIKE KARAKAS	01/05/46	@ TOR	3-0
96	PAUL BIBEAL	12/04/46	DET	0-0
97	EMILE FRANCIS	02/11/48	@ BOS	3-0
98	FRANK BRIMSEK	10/29/49	@ NYR	2-0
99	FRANK BRIMSEK	11/13/49	MTL	0-0
100	FRANK BRIMSEK	02/01/50	TOR	3-0
101	FRANK BRIMSEK	02/15/50	DET	3-0
102	FRANK BRIMSEK	03/15/50	TOR	4-0
103	HARRY LUMLEY	11/26/50	DET	5-0
104	HARRY LUMLEY	12/02/50	@ TOR	0-0
105	HARRY LUMLEY	12/09/50	@ MTL	5-0
106	HARRY LUMLEY	11/18/51	TOR	1-0
107	HARRY LUMLEY	01/31/52	BOS	0-0
108	AL ROLLINS	10/12/52	NYR	2-0
109	AL ROLLINS	11/23/52	DET	3-0
110	AL ROLLINS	01/18/53	NYR	2-0
111	AL ROLLINS	02/22/53	BOS	2-0
112	AL ROLLINS	02/27/53	BOS	3-0
113	AL ROLLINS	03/15/53	DET	0-0
114	AL ROLLINS	10/31/53	MTL	1-0

ALL-TIME SHUTOUTS

NO.	NAME	DATE	TEAM	SCORE
115	AL ROLLINS	11/01/53	BOS	0-0
116	AL ROLLINS	12/06/53	@ DET	5-0
117	AL ROLLINS	03/05/54	NYR	0-0
118	AL ROLLINS	03/19/54	BOS	7-0
119	AL ROLLINS	10/25/55	BOS	2-0#
120	AL ROLLINS	11/11/55	TOR	2-0
121	AL ROLLINS	11/27/55	@ BOS	6-0
122	HANK BASSEN	01/12/56	@ BOS	5-0
123	AL ROLLINS	10/30/56	BOS	4-0
124	AL ROLLINS	12/30/56	TOR	2-0
125	AL ROLLINS	03/03/57	TOR	0-0
126	GLENN HALL	10/08/57	TOR	1-0
127	GLENN HALL	10/27/57	@ DET	3-0
128	GLENN HALL	10/29/57	DET	1-0
129	GLENN HALL	11/09/57	NYR	5-0
130	GLENN HALL	12/04/57	@ NYR	2-0
131	GLENN HALL	12/28/57	BOS	0-0
132	GLENN HALL	02/16/58	MTL	4-0
133	GLENN HALL	01/07/59	@ NYR	4-0
134	GLENN HALL	12/16/59	BOS	4-0
135	GLENN HALL	12/23/59	@ NYR	3-0
136	GLENN HALL	01/10/60	MTL	3-0
137	GLENN HALL	02/14/60	MTL	2-0
138	GLENN HALL	03/03/60	@ BOS	2-0
139	GLENN HALL	03/05/60	NYR	5-0
140	GLENN HALL	10/12/60	TOR	3-0
141	GLENN HALL	11/09/60	TOR	2-0
142	GLENN HALL	12/14/60	NYR	4-0
143	GLENN HALL	12/25/60	@ DET	3-0
144	GLENN HALL	12/31/60	@ DET	3-0
145	GLENN HALL	01/01/61	DET	3-0
146	GLENN HALL	11/07/61	TOR	6-0
147	GLENN HALL	11/15/61	DET	2-0
148	GLENN HALL	12/27/61	@ TOR	0-0
149	GLENN HALL	01/01/62	MTL	2-0
150	GLENN HALL	01/11/62	@ BOS	6-0
151	GLENN HALL	01/28/62	@ NYR	3-0
152	GLENN HALL	02/18/62	BOS	6-0
153	GLENN HALL	02/25/62	BOS	8-0
154	GLENN HALL	03/20/62	DET	3-0
155	GLENN HALL	10/13/62	DET	0-0
156	GLENN HALL	11/22/62	TOR	1-0
157	GLENN HALL	11/29/62	@ BOS	5-0
158	GLENN HALL	01/26/63	@ DET	3-0
159	GLENN HALL	03/14/63	@ BOS	2-0
160	GLENN HALL	11/02/63	@ TOR	2-0
161	GLENN HALL	11/17/63	TOR	6-0
162	GLENN HALL	11/28/63	TOR	2-0
163	GLENN HALL	12/08/63	MTL	3-0
164	GLENN HALL	12/29/63	TOR	2-0
165	GLENN HALL	02/23/64	BOS	2-0
166	GLENN HALL	03/17/64	NYR	4-0
167	GLENN HALL	10/14/64	BOS	3-0
168	DENIS DEJORDY	12/13/64	DET	5-0
169	DENIS DEJORDY	01/13/65	@ TOR	0-0
170	DENIS DEJORDY	01/31/65	MTL	3-0
171	GLENN HALL	02/13/65	@ NYR	3-0

NO.	NAME	DATE	TEAM	SCORE
172	GLENN HALL	02/21/65	BOS	7-0
173	GLENN HALL	03/07/65	MTL	7-0
174	GLENN HALL	10/23/65	@ TOR	4-0
175	GLENN HALL	11/07/65	TOR	9-0
176	GLENN HALL	11/27/65	@ NYR	1-0
177	GLENN HALL	12/29/65	@ NYR	3-0
178	GLENN HALL	11/24/66	MTL	5-0
179	DENIS DEJORDY	01/15/67	TOR	4-0
180	DENIS DEJORDY	02/05/67	@ BOS	5-0
181	DENIS DEJORDY	02/08/67	MTL	5-0
182	GLENN HALL	03/12/67	TOR	5-0
183	DENIS DEJORDY	04/02/67	@ NYR	8-0
184	DENIS DEJORDY	12/10/67	@ PHI	3-0
185	DENIS DEJORDY	12/17/67	TOR	2-0
186	DENIS DEJORDY	12/31/67	OAK	3-0
187	DAVE DRYDEN	02/21/68	@ OAK	1-0
188	DENIS DEJORDY	02/28/68	@ TOR	1-0
189	JACK NORRIS	03/10/68	TOR	4-0
190	DAVE DRYDEN	11/20/68	@ MIN	2-0
191	DAVE DRYDEN	11/24/68	MIN	6-0
192	DENIS DEJORDY	12/19/68	@ DET	2-0
193	DENIS DEJORDY	01/30/69	@ PHI	12-0
194	DAVE DRYDEN	02/15/69	@ PHI	3-0
195	TONY ESPOSITO	10/25/69	@ MTL	5-0
196	TONY ESPOSITO	11/09/69	TOR	9-0
197	TONY ESPOSITO	11/16/69	MTL	1-0
198	TONY ESPOSITO	11/26/69	LAK	6-0
199	TONY ESPOSITO	12/19/69	@ OAK	4-0
200	TONY ESPOSITO	12/21/69	STL	4-0
201	TONY ESPOSITO	12/27/69	@ PIT	3-0
202	TONY ESPOSITO	01/07/70	DET	7-0
203	TONY ESPOSITO	01/14/70	PIT	5-0
204	TONY ESPOSITO	01/17/70	@ BOS	1-0
205	TONY ESPOSITO	01/31/70	@ PHI	5-0
206	TONY ESPOSITO	03/11/70	BOS	0-0
207	TONY ESPOSITO	03/22/70	STL	1-0
208	TONY ESPOSITO	03/26/70	@ DET	1-0
209	TONY ESPOSITO	03/29/70	TOR	4-0
210	TONY ESPOSITO	10/24/70	@ TOR	1-0
211	TONY ESPOSITO	10/25/70	@ BUF	4-0
212	TONY ESPOSITO	11/22/70	CALIF	9-0
213	TONY ESPOSITO	01/21/71	DET	2-0
214	TONY ESPOSITO	02/07/71	PIT	1-0
215	TONY ESPOSITO	03/21/71	DET	2-0
216	TONY ESPOSITO	10/13/71	STL	1-0
217	TONY ESPOSITO	10/17/71	LAK	4-0
218	GARY SMITH	11/03/71	PHI	3-0
219	TONY ESPOSITO	11/17/71	VAN	3-0
220	GARY SMITH	12/05/71	LAK	7-0
221	GARY SMITH	12/19/71	STL	2-0
222	GARY SMITH	01/08/72	@ PIT	4-0
223	TONY ESPOSITO	01/19/72	CALIF	2-0
224	TONY ESPOSITO	01/23/72	TOR	4-0
225	TONY ESPOSITO	01/27/72	VAN	4-0
226	TONY ESPOSITO	02/06/72	MIN	5-0
227	TONY ESPOSITO	02/26/72	CALIF	3-0
228	TONY ESPOSITO	03/26/72	STL	4-0

LEADERSHIP
PLAYERS
2010-19
OPPONENTS
TRADITION
RECORDS
PLAYOFFS
HISTORY
MINORS
MEDIA

AT ST. LOUIS, MO.

ALL-TIME SHUTOUTS

NO.	NAME	DATE	TEAM	SCORE
229	GARY SMITH	04/01/72	@ STL	2-0
230	TONY ESPOSITO	12/06/72	LAK	6-0
231	TONY ESPOSITO	12/17/72	LAK	2-0
232	TONY ESPOSITO	01/06/73	@ MIN	2-0
233	TONY ESPOSITO	03/24/73	ATL	7-0
234	TONY ESPOSITO	10/10/73	@ LAK	3-0
235	TONY ESPOSITO	10/17/73	VAN	5-0
236	TONY ESPOSITO	11/09/73	@ VAN	4-0
237	TONY ESPOSITO	11/11/73	@ LAK	3-0
238	TONY ESPOSITO	12/01/73	@ MTL	5-0
239	TONY ESPOSITO	02/03/74	STL	3-0
240	TONY ESPOSITO	02/08/74	@ ATL	3-0
241	TONY ESPOSITO	02/13/74	LAK	4-0
242	TONY ESPOSITO	02/16/74	@ NYI	4-0
243	TONY ESPOSITO	02/20/74	CALIF	3-0
244	MIKE VEISOR	03/24/74	MIN	6-0
245	TONY ESPOSITO	10/16/74	BOS	4-0
246	TONY ESPOSITO	10/20/74	MIN	6-0
247	TONY ESPOSITO	11/23/74	KC	6-0
248	TONY ESPOSITO	12/01/74	MIN	3-0
249	TONY ESPOSITO	12/22/74	TOR	3-0
250	TONY ESPOSITO	02/23/75	ATL	4-0*
251	TONY ESPOSITO	04/06/75	MIN	3-0
252	TONY ESPOSITO	10/12/75	VAN	3-0
253	TONY ESPOSITO	10/25/75	@ KC	4-0
254	TONY ESPOSITO	11/09/75	MIN	3-0
255	TONY ESPOSITO	01/18/76	PHI	2-0
256	TONY ESPOSITO	10/17/76	MIN	3-0
257	TONY ESPOSITO	01/22/77	@ DET	3-0
258	MIKE VEISOR	10/16/77	@ BUF	2-0
259	TONY ESPOSITO	10/23/77	STL	2-0
260	TONY ESPOSITO	12/18/77	ATL	3-0
261	MIKE VEISOR	12/28/77	TOR	4-0
262	TONY ESPOSITO	01/07/78	@ STL	0-0
263	TONY ESPOSITO	01/26/78	CLE	5-0
264	TONY ESPOSITO	04/01/78	DET	2-0
265	TONY ESPOSITO	01/10/79	LAK	3-0
266	TONY ESPOSITO	01/24/79	@ VAN	5-0
267	TONY ESPOSITO	03/02/79	@ COL	4-0
268	TONY ESPOSITO	03/25/79	COL	3-0
269	TONY ESPOSITO	10/24/79	WPG	4-0
270	TONY ESPOSITO	10/31/79	BUF	0-0
271	TONY ESPOSITO	11/21/79	WSH	4-0
272	TONY ESPOSITO	12/19/79	PIT	0-0
273	TONY ESPOSITO	12/23/79	NYI	8-0
274	TONY ESPOSITO	01/27/80	MIN	3-0
275	MURRAY BANNERMAN	10/11/81	CGY	3-0
276	TONY ESPOSITO	11/15/81	COL	10-0
277	MURRAY BANNERMAN	10/20/82	BUF	4-0
278	MURRAY BANNERMAN	11/21/82	DET	3-0
279	MURRAY BANNERMAN	02/01/83	@ STL	5-0
280	TONY ESPOSITO	03/27/83	DET	6-0
281	MURRAY BANNERMAN	03/30/83	MIN	5-0
282	MURRAY BANNERMAN	11/30/83	@ NYR	4-0
283	MURRAY BANNERMAN	01/08/84	VAN	2-0
284	TONY ESPOSITO	01/15/84	PIT	2-0
285	WARREN SKORODENSKI	11/17/84	@ HFD	7-0
286	WARREN SKORODENSKI	04/03/85	NJD	5-0
287	MURRAY BANNERMAN	11/20/85	VAN	2-0

* TONY ESPOSITO AND MICHEL DUMAS SHARED A SHUTOUT.

NO.	NAME	DATE	TEAM	SCORE
288	BOB SAUVE	01/28/87	TOR	5-0
289	JACQUES CLOUTIER	10/15/89	DET	3-0
290	JACQUES CLOUTIER	10/29/89	WSH	1-0
291	ED BELFOUR	10/18/90	TOR	3-0
292	ED BELFOUR	12/31/90	@ DET	4-0
293	ED BELFOUR	01/28/91	@ VAN	1-0
294	ED BELFOUR	03/03/91	VAN	8-0
295	ED BELFOUR	11/10/91	HFD	3-0
296	ED BELFOUR	11/14/91	TOR	3-0
297	DOMINIK HASEK	01/09/92	TOR	2-0
298	ED BELFOUR	01/16/92	TOR	4-0
299	ED BELFOUR	01/25/92	@ MIN	2-0
300	ED BELFOUR	03/08/92	BOS	4-0
301	JIMMY WAITE	10/10/92	@ STL	3-0
302	ED BELFOUR	11/05/92	TOR	1-0
303	ED BELFOUR	11/12/92	STL	1-0
304	JIMMY WAITE	12/06/92	MTL	2-0
305	ED BELFOUR	12/12/92	@ MIN	3-0
306	ED BELFOUR	12/20/92	MIN	4-0
307	ED BELFOUR	12/31/92	TBL	5-0
308	ED BELFOUR	03/16/93	@ CGY	1-0
309	ED BELFOUR	03/28/93	HFD	3-0
310	ED BELFOUR	11/07/93	EDM	3-0
311	ED BELFOUR	12/19/93	ANA	2-0
312	ED BELFOUR	01/13/94	TBL	1-0
313	ED BELFOUR	01/25/94	@ DET	5-0
314	ED BELFOUR	01/31/94	@ OTT	1-0
315	ED BELFOUR	03/08/94	ANA	3-0
316	ED BELFOUR	03/09/94	@ LAK	4-0**
317	ED BELFOUR	02/01/95	@ EDM	7-0
318	ED BELFOUR	02/07/95	@ ANA	3-0
319	ED BELFOUR	02/09/95	@ STL	5-0
320	ED BELFOUR	03/05/95	ANA	3-0
321	ED BELFOUR	04/30/95	@ DET	4-0
322	JEFF HACKETT	12/23/95	@ DAL	2-0
323	JEFF HACKETT	12/31/95	NJD	5-0
324	JEFF HACKETT	01/12/96	ANA	3-0
325	ED BELFOUR	01/31/96	@ EDM	4-0
326	JEFF HACKETT	02/15/96	BOS	3-0
327	ED BELFOUR	11/10/96	OTT	2-0
328	JEFF HACKETT	02/15/97	NYR	2-0
329	JEFF HACKETT	03/02/97	@ ARI	4-0
330	CHRIS TERRERI	10/22/97	@ NYR	1-0
331	CHRIS TERRERI	10/29/97	VAN	3-0
332	JEFF HACKETT	11/19/97	@ ANA	4-0
333	JEFF HACKETT	12/17/97	@ EDM	0-0
334	JEFF HACKETT	12/20/97	@ VAN	5-0
335	JEFF HACKETT	12/28/97	ANA	2-0
336	JEFF HACKETT	01/29/98	@ SJS	3-0
337	JEFF HACKETT	02/28/98	@ COL	4-0
338	JEFF HACKETT	03/19/98	MTL	1-0
339	JEFF HACKETT	03/22/98	BOS	1-0
340	JOCELYN THIBAUT	12/31/98	NYI	1-0
341	JOCELYN THIBAUT	01/21/99	MTL	3-0
342	JOCELYN THIBAUT	02/17/99	VAN	4-0
343	JOCELYN THIBAUT	03/06/99	@ SJS	4-0
344	JOCELYN THIBAUT	10/27/99	@ MTL	1-0
345	STEVE PASSMORE	11/12/99	NYI	5-0
346	JOCELYN THIBAUT	03/21/00	@ ARI	3-0

** NEUTRAL-SITE GAME PLAYED IN PHOENIX.

ALL-TIME SHUTOUTS

NO.	NAME	DATE	TEAM	SCORE
347	JOCELYN THIBAUT	03/30/00	TOR	4-0
348	JOCELYN THIBAUT	12/03/00	CBJ	5-0
349	JOCELYN THIBAUT	12/16/00	@ NSH	3-0
350	JOCELYN THIBAUT	01/03/01	VAN	6-0
351	JOCELYN THIBAUT	01/17/01	FLA	5-0
352	JOCELYN THIBAUT	02/18/01	LAK	3-0
353	JOCELYN THIBAUT	02/23/01	ATL	1-0
354	JOCELYN THIBAUT	10/11/01	ARI	3-0
355	JOCELYN THIBAUT	12/17/01	@ DET	2-0
356	JOCELYN THIBAUT	01/04/02	TBL	2-0
357	JOCELYN THIBAUT	01/06/02	PIT	2-0
358	JOCELYN THIBAUT	01/16/02	@ FLA	3-0
359	JOCELYN THIBAUT	04/14/02	CBJ	2-0
360	JOCELYN THIBAUT	10/13/02	BUF	3-0
361	JOCELYN THIBAUT	11/05/02	@ DET	2-0
362	JOCELYN THIBAUT	11/07/02	ATL	5-0
363	JOCELYN THIBAUT	12/04/02	OTT	1-0
364	JOCELYN THIBAUT	12/30/02	@ LA	2-0
365	MICHAEL LEIGHTON	01/08/03	ARI	0-0
366	JOCELYN THIBAUT	01/12/03	NSH	2-0
367	JOCELYN THIBAUT	02/08/03	@ EDM	3-0
368	JOCELYN THIBAUT	03/14/03	@ ARI	4-0
369	JOCELYN THIBAUT	10/08/03	MIN	1-0
370	MICHAEL LEIGHTON	12/23/03	STL	3-0
371	MICHAEL LEIGHTON	12/28/03	DET	3-0
372	CRAIG ANDERSON	01/22/04	CBJ	7-0
373	ADAM MUNRO	01/26/06	CGY	2-0
374	CRAIG ANDERSON	03/01/06	NSH	3-0
375	BRIAN BOUCHER	11/12/06	CBJ	1-0
376	PATRICK LALIME	02/07/07	@ VAN	3-0
377	NIKOLAI KHABIBULIN	03/06/07	LAK	3-0
378	NIKOLAI KHABIBULIN	02/20/08	MIN	3-0
379	PATRICK LALIME	02/27/08	ARI	1-0
380	COREY CRAWFORD	03/05/08	ANA	3-0
381	NIKOLAI KHABIBULIN	03/19/08	WSH	5-0
382	NIKOLAI KHABIBULIN	10/22/08	EDM	3-0
383	CRISTOBAL HUET	12/10/08	OTT	2-0
384	CRISTOBAL HUET	01/06/09	@ ARI	6-0
385	CRISTOBAL HUET	02/19/09	@ FLA	4-0
386	NIKOLAI KHABIBULIN	04/05/09	@ CBJ	1-0
387	NIKOLAI KHABIBULIN	04/12/09	DET	3-0
388	ANTTI NIEMI	10/03/09	@ FLA	4-0*
389	CRISTOBAL HUET	10/24/09	NSH	2-0
390	ANTTI NIEMI	11/22/09	@ VAN	1-0
391	ANTTI NIEMI	12/13/09	TBL	4-0

NO.	NAME	DATE	TEAM	SCORE
392	CRISTOBAL HUET	12/16/09	STL	3-0
393	CRISTOBAL HUET	12/20/09	DET	3-0
394	ANTTI NIEMI	12/23/09	@ DET	3-0
395	CRISTOBAL HUET	01/14/10	CBJ	3-0
396	ANTTI NIEMI	03/18/10	@ LAK	3-0
397	ANTTI NIEMI	03/23/10	ARI	2-0
398	ANTTI NIEMI	03/31/10	@ MIN	4-0
399	MARTY TURCO	11/17/10	@ EDM	5-0
400	COREY CRAWFORD	01/09/11	NYI	5-0
401	COREY CRAWFORD	01/12/11	COL	4-0
402	COREY CRAWFORD	02/24/11	@ NSH	3-0
403	COREY CRAWFORD	03/23/11	FLA	4-0
404	COREY CRAWFORD	02/10/13	@ NSH	3-0
405	COREY CRAWFORD	02/24/13	CBJ	1-0
406	COREY CRAWFORD	02/28/13	@ STL	3-0**
407	RAY EMERY	03/26/13	CGY	2-0
408	RAY EMERY	04/06/13	@ NSH	1-0
409	RAY EMERY	04/09/13	@ MIN	1-0
410	COREY CRAWFORD	04/14/13	@ STL	2-0
411	ANTTI RAANTA	12/30/13	LAK	1-0
412	COREY CRAWFORD	02/05/14	@ ANA	2-0
413	COREY CRAWFORD	03/19/14	STL	4-0
414	ANTTI RAANTA	10/21/14	PHI	4-0
415	COREY CRAWFORD	11/04/14	@ MTL	5-0
416	ANTTI RAANTA	12/21/14	TOR	4-0
417	COREY CRAWFORD	02/26/15	@ FLA	3-0
418	SCOTT DARLING	03/18/15	@ NYR	1-0
419	COREY CRAWFORD	10/24/15	TBL	1-0
420	COREY CRAWFORD	10/26/15	ANA	1-0
421	COREY CRAWFORD	12/11/15	WPG	2-0
422	COREY CRAWFORD	12/13/15	VAN	4-0
423	COREY CRAWFORD	12/17/15	EDM	4-0
424	COREY CRAWFORD	01/03/16	OTT	3-0
425	COREY CRAWFORD	01/24/16	STL	2-0
426	SCOTT DARLING	03/18/16	@ WPG	4-0
427	COREY CRAWFORD	10/30/16	LAK	3-0
428	COREY CRAWFORD	11/03/16	COL	4-0
429	SCOTT DARLING	12/06/16	ARI	4-0
430	SCOTT DARLING	01/20/17	@ BOS	1-0
431	COREY CRAWFORD	11/01/17	PHI	3-0
432	COREY CRAWFORD	11/04/17	@ MIN	2-0
433	COREY CRAWFORD	11/14/18	STL	1-0
434	COREY CRAWFORD	3/16/19	@ MTL	2-0

* GAME PLAYED IN HELSINKI, FINLAND.

** COREY CRAWFORD AND RAY EMERY SHARED A SHUTOUT.
CURRENT PLAYERS IN **BOLD RED**.

BLACKHAWKS 30+ WIN SEASONS

WINS	GOALIE	SEASON	GP	RECORD
43	ED BELFOUR	1990-91	74	43-19-7
41	ED BELFOUR	1992-93	71	41-18-11
38	TONY ESPOSITO	1969-70	63	38-17-8
37	ED BELFOUR	1993-94	70	37-24-6
35	TONY ESPOSITO	1970-71	57	35-14-6
35	COREY CRAWFORD	2015-16	58	35-18-5
34	GLENN HALL	1965-66	64	34-21-7
34	GLENN HALL	1963-64	65	34-19-11
34	TONY ESPOSITO	1973-74	70	34-14-21
34	TONY ESPOSITO	1974-75	71	34-30-7
33	JOCELYN THIBAUT	2001-02	67	33-23-9

WINS	GOALIE	SEASON	GP	RECORD
33	COREY CRAWFORD	2010-11	57	33-18-6
32	TONY ESPOSITO	1972-73	56	32-17-7
32	COREY CRAWFORD	2013-14	59	32-16-10
32	COREY CRAWFORD	2016-17	55	32-18-4
32	COREY CRAWFORD	2014-15	57	32-20-5
31	TONY ESPOSITO	1971-72	48	31-10-6
31	TONY ESPOSITO	1979-80	69	31-22-16
31	GLENN HALL	1961-62	70	31-26-13
30	GLENN HALL	1962-63	66	30-20-15
30	TONY ESPOSITO	1975-76	68	30-23-13
30	COREY CRAWFORD	2011-12	57	30-17-7

LEADERSHIP
PLAYERS
2018-19
OPPONENTS
TRADITION
RECORDS
PLAYOFFS
HISTORY
MINORS
MEDIA

PENALTY SHOTS FOR AND AGAINST

PENALTY SHOTS: AGAINST

PLAYER	DATE
EARL ROBINSON	12/16/34
CHARLIE CONACHER	12/22/34
BERT CONNOLLY	01/24/35
KING CLANCY	11/14/36
ALEX SHIBICKY	02/01/38
JOHN GALLAGHER	03/15/38
MUD BRUNETEAU	11/24/38
PAT EGAN	03/05/42
BEP GUIDOLIN	11/30/43
MAURICE RICHARD	03/17/45
SYL APPS	03/06/46
MAURICE RICHARD	01/01/52
LARRY LEACH	11/08/59
BRUCE MacGREGOR	01/31/62
J.C. TREMBLAY	02/17/62
JOHN BUCYK	11/01/62
MURRAY OLIVER	01/16/63
DOUG BARKLEY	11/20/63
FORBES KENNEDY	12/22/63
BOBBY ROUSSEAU	01/12/64
DEAN PRENTICE	12/27/64
FRANK MAHOVLICH	11/23/66
NORM ULLMAN	01/05/67
BOB DILLABOUGH	02/25/67
MIKE WALTON	03/10/68
BUSTER HARVEY	10/14/73
GREG POLIS	04/06/74
DENNIS MARUK	01/14/76
BOB NEVIN	02/11/76
BERNIE FEDERKO	02/17/79
PERRY TURNBULL	10/23/82
GREG TERRION	10/15/83
GILBERT PERREAULT	11/25/83
GREG TERRION	01/14/84
ANDY BRICKLEY	11/29/84
ROB RAMAGE	02/03/85
DEAN EVASON	01/13/88
STEVE TUTTLE	02/05/89
GREG ADAMS	12/10/89
JOE KOCUR	11/29/90
STEVE MALTAIS	02/25/93
PHILIPPE BOZON	04/03/93
RANDY WOOD	01/11/94
STEVE LARMER	01/16/94
ROMAN OKSIUTA	02/04/94
MARK HOWE	03/22/94
BRETT HULL	01/04/96
GEOFF COURTNALL	12/13/96
ADAM DEADMARSH	03/01/97
ROB ZAMUNER	10/09/97
MATS SUNDIN	01/10/98
DAVID VYBORNY	10/15/00
SERGEI BRYLIN	03/20/02
MARIAN GABORIK	02/05/03
MIKE KNUBLE	03/09/03
MIKE JOHNSON	03/14/03
ESA PIERNES	10/12/03
MILAN HEIDUK	01/11/04

* 0:12 FROM START OF GAME.

TOTAL ATTEMPTS: 94

OPPONENT
MTL MAROONS
@ Toronto
@ NY Rangers
@ Toronto
@ NY Rangers
@ NY Americans
@ DETROIT
@ NY Americans
@ Boston
@ Montreal
TORONTO
MONTREAL
@ Boston
DETROIT
@ Montreal
@ Boston
BOSTON
DETROIT
@ Boston
MONTREAL
BOSTON
@ Toronto
@ Detroit
BOSTON
TORONTO
MINNESOTA
@ St. Louis
@ California
LOS ANGELES
@ St. Louis
@ St. Louis
@ Toronto
@ Buffalo
@ Toronto
@ Pittsburgh
ST. LOUIS
HARTFORD
ST. LOUIS
VANCOUVER
DETROIT
@ Tampa Bay
@ St. Louis
BUFFALO
NY RANGERS
@ Edmonton
@ Detroit
ST. LOUIS
@ St. Louis
@ Colorado
TAMPA BAY
@ Toronto
COLUMBUS
NEW JERSEY
MINNESOTA
BOSTON
@ PHOENIX
LOS ANGELES
COLORADO

TOTAL GOALS: 33 (35.1%)

GOALIE	RESULT
LORNE CHABOT	GOAL
LORNE CHABOT	NO GOAL
LORNE CHABOT	NO GOAL
MIKE KARAKAS	GOAL
MIKE KARAKAS	GOAL
MIKE KARAKAS	NO GOAL
MIKE KARAKAS	NO GOAL
SAM LOPRESTI	GOAL
HEC HIGHTON	NO GOAL
DOUG STEVENSON	NO GOAL
MIKE KARAKAS	GOAL
HARRY LUMLEY	GOAL*
GLENN HALL	NO GOAL
GLENN HALL	NO GOAL
GLENN HALL	NO GOAL
GLENN HALL	NO GOAL
GLENN HALL	GOAL
GLENN HALL	NO GOAL
GLENN HALL	NO GOAL
DENIS DEJORDY	GOAL
GLENN HALL	GOAL
GLENN HALL	GOAL
GLENN HALL	NO GOAL
GLENN HALL	NO GOAL
JACK NORRIS	NO GOAL
TONY ESPOSITO	NO GOAL
MIKE VEISOR	GOAL
TONY ESPOSITO	NO GOAL
TONY ESPOSITO	GOAL
TONY ESPOSITO	NO GOAL
MURRAY BANNERMAN	NO GOAL
TONY ESPOSITO	GOAL
MURRAY BANNERMAN	GOAL
MURRAY BANNERMAN	NO GOAL
MURRAY BANNERMAN	NO GOAL
MURRAY BANNERMAN	NO GOAL
DARREN PANG	NO GOAL
ALAIN CHEVRIER	NO GOAL
JACQUES CLOUTIER	NO GOAL
JACQUES CLOUTIER	GOAL
ED BELFOUR	NO GOAL
ED BELFOUR	GOAL
JEFF HACKETT	GOAL
ED BELFOUR	GOAL
ED BELFOUR	NO GOAL
ED BELFOUR	NO GOAL
JEFF HACKETT	NO GOAL
JEFF HACKETT	GOAL
JEFF HACKETT	GOAL
CHRIS TERRERI	NO GOAL
ANDREI TREFILOV	NO GOAL
ROBBIE TALLAS	GOAL
JOCELYN THIBAUT	NO GOAL
JOCELYN THIBAUT	NO GOAL
JOCELYN THIBAUT	GOAL
JOCELYN THIBAUT	NO GOAL
JOCELYN THIBAUT	NO GOAL
JOCELYN THIBAUT	GOAL
MICHAEL LEIGHTON	GOAL

PENALTY SHOTS FOR AND AGAINST

PENALTY SHOTS: AGAINST

PLAYER	DATE	OPPONENT	GOALIE	RESULT
ALEX ZHAMNOV	02/24/04	@ Philadelphia	MICHAEL LEIGHTON	NO GOAL
IVAN NOVOSELTSEV	04/03/04	@ Arizona	ADAM MUNRO	NO GOAL
JAY MCCLEMENT	10/11/05	@ St. Louis	NIKOLAI KHABIBULIN	GOAL
ROBERT LANG	11/01/05	@ Detroit	NIKOLAI KHABIBULIN	NO GOAL
DOUG WEIGHT	12/16/05	ST. LOUIS	NIKOLAI KHABIBULIN	NO GOAL
JARKKO RUUTU	01/05/06	VANCOUVER	CRAIG ANDERSON	GOAL
ALEXANDRE BURROWS	01/05/06	VANCOUVER	CRAIG ANDERSON	NO GOAL
STEVE SULLIVAN	01/08/06	NASHVILLE	CRAIG ANDERSON	GOAL
DAN FRITSCHÉ	03/15/06	COLUMBUS	NIKOLAI KHABIBULIN	NO GOAL
NIKLAS HAGMAN	10/20/06	@ Dallas	BRIAN BOUCHER	NO GOAL
JARRET STOLL	12/10/06	EDMONTON	NIKOLAI KHABIBULIN	GOAL
RICK NASH	12/31/06	@ Columbus	NIKOLAI KHABIBULIN	NO GOAL
BILL GUERIN	03/13/07	@ San Jose	PATRICK LALIME	GOAL
MARK STREIT	01/08/08	@ Montreal	PATRICK LALIME	NO GOAL
DANIEL SEDIN	02/10/08	@ Vancouver	NIKOLAI KHABIBULIN	NO GOAL
MATT STAJAN	11/22/08	@ Toronto	NIKOLAI KHABIBULIN	NO GOAL
RICK NASH	04/08/09	COLUMBUS	NIKOLAI KHABIBULIN	NO GOAL
MATTHEW LOMBARDI	03/20/10	@ Arizona	ANTTI NIEMI	NO GOAL
JAKUB VORACEK	03/25/10	@ Columbus	CRISTOBAL HUET	GOAL
BRAD BOYES	04/07/10	ST. LOUIS	ANTTI NIEMI	GOAL
TEEMU SELANNE	01/02/11	@ Anaheim	COREY CRAWFORD	NO GOAL
MIKHAIL GRABOVSKI	03/05/11	@ Toronto	COREY CRAWFORD	NO GOAL
ERIC STAAL	10/28/11	@ Carolina	COREY CRAWFORD	NO GOAL
MIKE RICHARDS	12/28/11	LOS ANGELES	COREY CRAWFORD	NO GOAL
RYAN GARbutt	01/24/13	@ Dallas	COREY CRAWFORD	NO GOAL
JONATHAN HUBERDEAU	10/22/13	@ Florida	COREY CRAWFORD	NO GOAL
T.J. GALLIARDI	11/03/13	CALGARY	COREY CRAWFORD	NO GOAL
SAM GAGNER	11/10/13	EDMONTON	COREY CRAWFORD	NO GOAL
ALEX CHIASSON	11/29/13	@ Dallas	COREY CRAWFORD	NO GOAL
ANTOINE ROUSSEL	12/03/13	DALLAS	COREY CRAWFORD	GOAL
DUSTIN BROWN	12/30/13	LOS ANGELES	ANTTI RAANTA	NO GOAL
NINO NIEDERREITER	12/16/14	MINNESOTA	ANTTI RAANTA	GOAL
JASON ZUCKER	01/11/15	MINNESOTA	COREY CRAWFORD	NO GOAL
DEREK MACKENZIE	02/24/15	FLORIDA	SCOTT DARLING	NO GOAL
RADEK FAKSA	11/30/17	DALLAS	COREY CRAWFORD	GOAL
JACK EICHEL	12/08/17	BUFFALO	COREY CRAWFORD	NO GOAL
JESPER BRATT	12/23/17	NEW JERSEY	ANTON FORSBERG	GOAL
WILLIAM NYLANDER	1/24/18	TORONTO	JEFF GLASS	NO GOAL
MARK SCHEIFELE	04/01/19	WINNIPEG	COREY CRAWFORD	NO GOAL

PENALTY SHOTS: FOR

PLAYER	DATE	OPPONENT	GOALIE	RESULT
PAUL THOMPSON	01/01/36	DETROIT	NORM SMITH	GOAL
PAUL THOMPSON	02/23/36	TORONTO	GEORGE HAINSWORTH	GOAL
PAUL THOMPSON	02/01/38	@ NY Rangers	DAVE KERR	NO GOAL
JOFFRE DESILETS	12/25/39	@ Boston	FRANK BRIMSİK	NO GOAL
JOE COOPER	12/04/41	MONTREAL	BERT GARDINER	GOAL
MAX BENTLEY	02/01/42	MONTREAL	PAUL BIBEALTY	NO GOAL
JIM CONACHER	12/04/48	@ Toronto	TURK BRODA	NO GOAL
CHICO MAKI	12/15/68	OAKLAND	GARY SMITH	NO GOAL
JIM PAPPIN	11/27/71	@ Toronto	BERNIE PARENT	NO GOAL
STAN MIKITA	03/15/72	NY RANGERS	ED GIACOMIN	NO GOAL
PIT MARTIN	11/08/72	NY ISLANDERS	GERRY DESJARDINS	NO GOAL
JIM PAPPIN	10/23/74	WASHINGTON	MICHEL BELHUMIER	NO GOAL
STAN MIKITA	10/23/74	WASHINGTON	MICHEL BELHUMIER	NO GOAL
CLIFF KOROLL	10/24/76	ST. LOUIS	ED JOHNSTON	GOAL
ALAIN DAIGLE	11/21/76	@ Pittsburgh	DUNC WILSON	NO GOAL
GLEN SHARPLEY	02/12/81	LOS ANGELES	MARIO LESSARD	NO GOAL

TOTAL ATTEMPTS: 75

TOTAL GOALS: 17 (22.6%)

PENALTY SHOTS FOR AND AGAINST

PENALTY SHOTS: FOR

PLAYER	DATE	OPPONENT	GOALIE	RESULT
DENIS SAVARD	01/10/82	VANCOUVER	RICHARD BRODEUR	NO GOAL
DENIS SAVARD	01/04/83	@ ST. LOUIS	MIKE LIUT	GOAL
RICK PATERSON	10/15/83	@TORONTO	MIKE PALMATEER	NO GOAL
BILL GARDNER	10/13/84	@ NY Islanders	KELLY HRUDEY	GOAL
DENIS SAVARD	10/23/84	CALGARY	DON EDWARDS	NO GOAL
DOUG WILSON	01/13/85	NY ISLANDERS	BILL SMITH	NO GOAL
DENIS SAVARD	03/10/85	MINNESOTA	ROLAND MELANSON	NO GOAL
DENIS SAVARD	12/15/85	DETROIT	GREG STEFAN	GOAL
TROY MURRAY	12/30/87	MINNESOTA	KARI TAKKO	GOAL
DENIS SAVARD	02/03/88	DETROIT	GLEN HANLON	NO GOAL
STEVE LARMER	02/22/89	MINNESOTA	KARI TAKKO	NO GOAL
DAVE MANSON	01/24/91	BUFFALO	DARCY WAKALLUK	NO GOAL
WAYNE PRESLEY	02/09/91	@ Boston	REGGIE LEMELIN	GOAL
MICHEL GOULET	02/26/91	@ St. Louis	PAT JABLONSKI	NO GOAL
BRYAN MARCHMENT	12/31/92	TAMPA BAY	PAT JABLONSKI	NO GOAL
JEREMY ROENICK	03/07/95	CALGARY	ANDREI TREFILOV	NO GOAL
DIRK GRAHAM	03/09/95	LOS ANGELES	KELLY HRUDEY	NO GOAL
JIM CUMMINS	04/07/96	DETROIT	MIKE VERNON	NO GOAL
TONY AMONTE	02/01/98	@ Anaheim	GUY HEBERT	NO GOAL
TODD WHITE	02/26/99	LOS ANGELES	JAMIE STORR	NO GOAL
DOUG GILMOUR	10/16/99	@ Pittsburgh	PETER SKUDRA	NO GOAL
ALEX ZHAMNOV	03/22/01	NASHVILLE	TOMAS VOUKON	NO GOAL
KYLE CALDER	12/01/01	@ Toronto	CURTIS JOSEPH	NO GOAL
ALEX ZHAMNOV	12/30/01	ANAHEIM	STEVE SHIELDS	NO GOAL
STEVE SULLIVAN	11/15/02	WASHINGTON	OLAF KOLZIG	NO GOAL
ALEX ZHAMNOV	12/13/02	@ Buffalo	MARTIN BIRON	GOAL
STEVE SULLIVAN	02/25/03	PHILADELPHIA	ROMAN CECHEMANEK	NO GOAL
DUNCAN KEITH	03/30/07	COLUMBUS	BRIAN BOUCHER	NO GOAL
PATRICK SHARP	12/22/07	@ Ottawa	RAY EMERY	NO GOAL
PATRICK KANE	01/09/08	DALLAS	MARTY TURCO	NO GOAL
RENE BOURQUE	01/19/08	@ Arizona	ILJA BRYZGALOV	NO GOAL
ROBERT LANG	03/11/08	@ Detroit	CHRIS OSGOOD	NO GOAL
PATRICK SHARP	11/12/08	BOSTON	TIM THOMAS	NO GOAL
JONATHAN TOEWS	03/20/09	EDMONTON	DWAYNE ROLOSON	NO GOAL
PATRICK SHARP	03/29/09	VANCOUVER	ROBERTO LUONGO	NO GOAL
DUSTIN BYFUGLIEN	04/11/09	@ Detroit	TY CONKLIN	GOAL
PATRICK SHARP	10/14/09	EDMONTON	NIKOLAI KHABIBULIN	NO GOAL
TROY BROUWER	12/13/09	TAMPA BAY	ANTERO NIITYMAKI	NO GOAL
PATRICK KANE	01/21/10	@ Calgary	MIKKKA KIPRUSOFF	NO GOAL
JACK SKILLE	12/26/10	COLUMBUS	MATHIEU GARON	NO GOAL
VIKTOR STALBERG	01/05/11	DALLAS	KARI LEHTONEN	NO GOAL
MARIAN HOSSA	01/23/11	PHILADELPHIA	SERGEI BOBROVSKY	GOAL
JONATHAN TOEWS	12/30/11	DETROIT	JIMMY HOWARD	GOAL
JIMMY HAYES	01/08/12	DETROIT	TY CONKLIN	NO GOAL
JONATHAN TOEWS	02/16/12	@ NY Rangers	MARTIN BIRON	GOAL
PATRICK SHARP	03/02/12	@ Ottawa	ROBIN LEHNER	NO GOAL
VIKTOR STALBERG	03/11/12	LOS ANGELES	JONATHAN QUICK	NO GOAL
PATRICK KANE	11/02/13	@ Winnipeg	AL MONTOYA	NO GOAL
PATRICK SHARP	11/17/13	SAN JOSE	ANTTI NIEMI	GOAL
ANDREW SHAW	10/26/14	OTTAWA	CRAIG ANDERSON	NO GOAL
BRANDON SAAD	03/21/15	@ Dallas	KARI LEHTONEN	NO GOAL
ANDREW SHAW	11/04/15	ST. LOUIS	BRIAN ELLIOTT	GOAL
ANDREW LADD	04/07/16	ST. LOUIS	BRIAN ELLIOTT	NO GOAL
MARCUS KRUGER	12/20/16	OTTAWA	MIKE CONDON	NO GOAL
TOMMY WINGELS	10/21/17	@ ARIZONA	LOUIS DOMINGUE	NO GOAL
BRANDON SAAD	11/11/17	@ CAROLINA	SCOTT DARLING	NO GOAL
PATRICK SHARP	02/13/18	VEGAS	MARC-ANDRE FLEURY	NO GOAL
ANTHONY DUCLAIR	03/01/18	@ SAN JOSE	MARTIN JONES	NO GOAL
BRENDAN PERLINI	02/02/19	@ MIN	ALEX STALOCK	NO GOAL
JONATHAN TOEWS	03/11/19	ARI	CALVIN PICKARD	GOAL

ALL-TIME SHOOTOUTS

ALL-TIME SHOOTOUTS

DATE	OPP.	RESULT	GAME SCORE	RDS	SCORE	CHI GOALTENDER	OPP. GOALTENDER	CHI SCORERS
10/14/05	@ COL	W	3-2	3	3-1	N. KHABIBULIN	P. BUDAJ	ARNASON, RUUTU, VOROBIEV
12/02/05	@ TBL	L	3-2	3	2-1	C. ANDERSON	J. GRAHAME	BOURQUE
12/11/05	@ ATL	W	5-4	5	3-2	N. KHABIBULIN	M. GARNETT	VOROBIEV, SPACEK, HOLMOVIST
01/15/06	NJD	L	3-2	4	2-1	A. MUNRO	M. BRODEUR	HOLMOVIST
02/02/06	@ STL	L	6-5	3	2-1	C. CRAWFORD	C. SANFORD	VRBATA
03/03/06	VAN	L	5-4	3	1-0	C. ANDERSON	A. AULD	NONE
03/24/06	@ DAL	L	3-2	8	2-1	N. KHABIBULIN	J. HEDBERG	BARNABY
04/08/06	@ NSH	L	2-1	2	2-0	C. ANDERSON	C. MASON	NONE
11/09/06	@ NJD	L	2-1	2	2-0	B. BOUCHER	M. BRODEUR	NONE
11/16/06	@ ARI	L	3-2	3	2-1	B. BOUCHER	C. JOSEPH	HAMILTON
11/17/06	@ ANA	W	4-3	3	1-0	N. KHABIBULIN	I. BRYZGALOV	RUUTU
12/05/06	@ MIN	L	3-2	6	3-2	N. KHABIBULIN	M. FERNANDEZ	HAMILTON, SMOLINSKI
12/07/06	ARI	L	2-1	6	2-1	N. KHABIBULIN	M. TELLOVIST	RUUTU
01/14/07	MIN	L	4-3	3	1-0	N. KHABIBULIN	M. FERNANDEZ	NONE
02/06/07	@ CGY	W	3-2	2	2-0	N. KHABIBULIN	M. KIPRUSOFF	HAVLAT, HAMILTON
02/14/07	@ PIT	L	5-4	3	2-0	N. KHABIBULIN	M. FLEURY	NONE
02/16/07	VAN	L	2-1	2	2-0	P. LALIME	R. LUONGO	NONE
03/04/07	OTT	W	4-3	4	2-1	P. LALIME	M. GERBER	HAMILTON, VRBATA
03/15/07	@ LAK	W	4-3	7	3-2	N. KHABIBULIN	S. BURKE	HAYLAT, SHARP, ALEXEEV
04/03/07	@ NSH	W	3-2	3	3-1	P. LALIME	C. MASON	WILLIAMS, VRBATA, HAMILTON
04/05/07	DET	W	3-2	4	2-1	N. KHABIBULIN	C. OSGOOD	WILLIAMS, SHARP
10/06/07	DET	W	4-3	3	1-0	N. KHABIBULIN	D. HASEK	KANE
11/24/07	@ EDM	L	3-2	3	2-0	N. KHABIBULIN	D. ROLOSON	NONE
01/13/08	@ NSH	W	3-2	3	2-1	P. LALIME	D. ELLIS	KANE, SHARP
01/18/08	@ COL	W	2-1	4	2-1	P. LALIME	J. THEODORE	KANE, LANG
01/19/08	@ ARI	W	2-1	2	2-0	P. LALIME	I. BRYZGALOV	KANE, HAVLAT
02/02/08	@ SJS	L	3-2	5	2-1	N. KHABIBULIN	E. NABOKOV	KANE
02/10/08	@ VAN	L	3-2	3	1-0	N. KHABIBULIN	R. LUONGO	NONE
03/22/08	@ NSH	L	2-1	3	2-1	N. KHABIBULIN	D. ELLIS	KANE
03/30/08	CBJ	W	5-4	3	1-0	N. KHABIBULIN	F. NORRENA	KANE
10/13/08	NSH	L	3-2	2	2-0	C. HUET	D. ELLIS	NONE
10/18/08	@ STL	L	4-3	4	2-1	N. KHABIBULIN	M. LEGACE	TOEWS
10/25/08	DET	L	6-5	4	2-1	N. KHABIBULIN	T. CONKLIN	TOEWS
11/01/08	@ CBJ	W	4-3	3	1-0	C. HUET	F. NORRENA	TOEWS
11/12/08	BOS	L	2-1	3	2-1	N. KHABIBULIN	T. THOMAS	KANE
11/18/08	@ ARI	W	3-2	2	2-0	N. KHABIBULIN	I. BRYZGALOV	TOEWS, SHARP
12/06/08	@ DET	L	5-4	3	1-0	C. HUET	T. CONKLIN	NONE
03/11/09	CAR	W	3-2	4	3-2	C. HUET	C. WARD	TOEWS, KANE, VERSTEEG
03/20/09	EDM	L	5-4	2	2-0	N. KHABIBULIN	D. ROLOSON	NONE
03/25/09	SJS	W	6-5	2	2-0	N. KHABIBULIN	E. NABOKOV	KANE, TOEWS
04/08/09	CBJ	L	4-3	3	1-0	N. KHABIBULIN	S. MASON	NONE
10/02/09	FLA	L	4-3	3	2-1	C. HUET	T. VOKOUN	TOEWS
10/10/09	COL	W	4-3	9	4-3	C. HUET	C. ANDERSON	TOEWS, VERSTEEG, KOPECKY, LADD
11/06/09	@ COL	L	4-3	8	2-1	A. NIEMI	C. ANDERSON	KANE
11/11/09	COL	W	3-2	3	2-1	C. HUET	C. ANDERSON	TOEWS, SHARP
11/28/09	@ LAK	L	2-1	2	2-0	C. HUET	J. QUICK	NONE
12/01/09	CBJ	W	4-3	11	2-1	C. HUET	S. MASON	HOSSA, SEABROOK
12/18/09	BOS	W	5-4	2	2-0	A. NIEMI	T. THOMAS	TOEWS, KANE
01/09/10	@ MIN	L	6-5	8	2-1	C. HUET	J. HARDING	KANE
01/17/10	@ DET	W	4-3	4	3-2	A. NIEMI	J. HOWARD	TOEWS, HOSSA, SHARP
02/05/10	ARI	L	2-1	4	2-1	C. HUET	J. LABARBERA	TOEWS
02/09/10	DAL	W	4-3	5	1-0	A. NIEMI	M. TURCO	VERSTEEG
02/13/10	ATL	W	5-4	3	1-0	A. NIEMI	O. PAVELEC	TOEWS
02/14/10	@ CBJ	W	5-4	4	2-1	A. NIEMI	M. GARON	KANE, BROUWER
03/20/10	@ ARI	L	5-4	3	1-0	A. NIEMI	I. BRYZGALOV	NONE
04/02/10	@ NJD	W	2-1	3	1-0	A. NIEMI	M. BRODEUR	TOEWS
10/20/10	VAN	W	2-1	3	3-2	M. TURCO	R. LUONGO	TOEWS, SHARP, KANE

LEADERSHIP

PLAYERS

2010-19

OPPONENTS

TRADITION

RECORDS

PLAYOFFS

HISTORY

MINORS

MEDIA

ALL-TIME SHOOTOUTS

ALL-TIME SHOOTOUTS

	DATE	OPP.	RESULT	GAME SCORE	RDS	SCORE	CHI GOALTENDER	OPP. GOALTENDER	CHI SCORERS
LEADERSHIP	11/06/10	@ ATL	W	5-4	5	2-1	M. TURCO	O. PAVELEC	TOEWS, STALBERG
	11/13/10	@ NSH	L	4-3	3	1-0	M. TURCO	P. RINNE	NONE
PLAYERS	01/07/11	OTT	W	3-2	2	2-0	C. CRAWFORD	B. ELLIOTT	TOEWS, KANE
	01/15/11	@ NSH	L	3-2	3	1-0	C. CRAWFORD	P. RINNE	NONE
2018-19	02/11/11	@ DAL	L	4-3	3	3-1	M. TURCO	K. LEHTONEN	TOEWS
	02/12/11	@ ARI	L	3-2	3	1-0	C. CRAWFORD	I. BRYZGALOV	NONE
OPPONENTS	02/20/11	PIT	W	3-2	3	1-0	C. CRAWFORD	M. FLEURY	KANE
	02/27/11	ARI	W	4-3	3	1-0	C. CRAWFORD	I. BRYZGALOV	TOEWS
TRADITION	03/09/11	@ TBL	L	4-3	3	1-0	C. CRAWFORD	D. ROLOSON	NONE
	04/01/11	@ CBJ	W	4-3	3	1-0	C. CRAWFORD	M. GARON	STALBERG
RECORDS	10/15/11	BOS	L	3-2	3	1-0	C. CRAWFORD	T. THOMAS	NONE
	10/22/11	COL	L	5-4	3	1-0	C. CRAWFORD	S. VARLAMOV	NONE
PLAYOFFS	10/25/11	ANA	W	3-2	3	2-1	C. CRAWFORD	J. HILLER	TOEWS, KANE
	11/03/11	@ FLA	W	3-2	3	1-0	C. CRAWFORD	J. MARKSTROM	KANE
HISTORY	12/02/11	NYI	W	5-4	3	1-0	C. CRAWFORD	A. MONTOYA	TOEWS
	12/05/11	ARI	L	4-3	2	2-0	R. EMERY	M. SMITH	NONE
MINORS	12/14/11	@ MIN	W	4-3	2	2-0	R. EMERY	N. BACKSTROM	TOEWS, KANE
	03/11/12	LAK	L	3-2	6	1-0	R. EMERY	J. QUICK	NONE
MEDIA	03/13/12	STL	W	4-3	3	1-0	C. CRAWFORD	J. HALAK	KANE
	03/27/12	@ NJD	L	2-1	5	2-1	C. CRAWFORD	M. BRODEUR	SHARP
	03/29/12	STL	W	4-3	4	1-0	C. CRAWFORD	J. HALAK	BOLLAND
	04/01/12	MIN	L	5-4	3	2-1	R. EMERY	J. HARDING	KANE
	04/05/12	@ MIN	L	2-1	3	1-0	C. CRAWFORD	J. HARDING	NONE
	04/07/12	@ DET	W	3-2	3	1-0	C. CRAWFORD	J. HOWARD	KANE
	01/30/13	@ MIN	L	3-2	3	2-1	C. CRAWFORD	N. BACKSTROM	TOEWS
	02/01/13	@ VAN	L	2-1	4	1-0	C. CRAWFORD	R. LUONGO	NONE
	02/02/13	@ CGY	W	3-2	3	1-0	R. EMERY	M. KIPRUSOFF	KANE
	02/12/13	ANA	L	3-2	3	2-1	C. CRAWFORD	V. FASTH	TOEWS
	02/19/13	VAN	W	4-3	3	2-1	R. EMERY	C. SCHNEIDER	KANE, SHAW
	03/03/13	@ DET	W	2-1	3	1-0	C. CRAWFORD	J. HOWARD	KANE
	03/14/13	@ CBJ	W	2-1	3	2-1	C. CRAWFORD	S. BOBROVSKY	TOEWS, KANE
	04/01/13	NSH	W	3-2	5	2-1	C. CRAWFORD	P. RINNE	TOEWS, ROZISVAL
	04/04/13	STL	L	4-3	6	4-3	C. CRAWFORD	B. ELLIOTT	TOEWS, KANE, HOSSA
	04/12/13	DET	W	3-2	5	2-1	C. CRAWFORD	J. HOWARD	HOSSA, SAAD
	04/20/13	ARI	L	3-2	3	2-1	C. CRAWFORD	M. SMITH	KANE
	10/05/13	TBL	L	3-2	3	1-0	C. CRAWFORD	B. BISHOP	NONE
	10/15/13	@ CAR	W	3-2	3	1-0	C. CRAWFORD	C. WARD	SHARP
	10/17/13	STL	L	3-2	3	1-0	C. CRAWFORD	J. HALAK	NONE
	10/22/13	@ FLA	W	3-2	3	2-0	C. CRAWFORD	J. MARKSTROM	TOEWS, SHARP
	11/14/13	ARI	W	5-4	4	2-1	C. CRAWFORD	M. SMITH	TOEWS, PIRRI
	11/29/13	@ DAL	W	2-1	11	2-1	C. CRAWFORD	K. LEHTONEN	SHARP, SMITH
	12/06/13	ANA	L	3-2	3	2-1	A. RAANTA	J. HILLER	TOEWS
	12/20/13	VAN	L	3-2	8	2-1	A. RAANTA	E. LACK	SHARP
	12/28/13	@ STL	L	6-5	5	3-2	A. RAANTA	B. ELLIOTT	TOEWS, SHARP
	01/05/14	SJS	L	3-2	2	2-0	C. CRAWFORD	A. STALOCK	NONE
	01/19/14	BOS	W	3-2	3	2-1	C. CRAWFORD	T. RASK	TOEWS, KANE
	01/22/14	@ DET	L	5-4	6	3-2	C. CRAWFORD	J. GUSTAVSSON	TOEWS, SHARP
	02/01/14	@ SJS	L	2-1	3	3-1	C. CRAWFORD	A. NIEMI	TOEWS
	04/03/14	MIN	W	3-2	3	1-0	C. CRAWFORD	I. BRYZGALOV	HOSSA
	10/09/14	@ DAL	W	3-2	3	1-0	C. CRAWFORD	K. LEHTONEN	KANE
	10/30/14	@ OTT	W	5-4	3	1-0	S. DARLING	C. ANDERSON	SHARP
	11/11/14	TBL	W	3-2	3	1-0	C. CRAWFORD	B. BISHOP	KANE
	12/09/14	@ NJD	W	3-2	2	2-0	S. DARLING	K. KINKAID	TOEWS, KANE
	12/20/14	@ CBJ	L	3-2	9	2-1	C. CRAWFORD	S. BOBROVSKY	SHAW
	12/29/14	NSH	W	5-4	3	1-0	C. CRAWFORD	P. RINNE	TOEWS
	01/21/15	@ PIT	W	3-2	2	2-0	C. CRAWFORD	M. FLEURY	TOEWS, KANE
	02/09/15	ARI	L	3-2	3	2-1	A. RAANTA	M. SMITH	KANE

CURRENT PLAYERS IN BOLD RED.

DOUBLE-FIGURE GOAL GAMES

ALL-TIME SHOOTOUTS CONTINUED

DATE	OPP.	RESULT	GAME SCORE	RDS	SCORE	CHI GOALTENDER	OPP. GOALTENDER	CHI SCORERS
02/15/15	PIT	W	2-1	3	3-2	C. CRAWFORD	M. FLEURY	TOEWS, KANE, SHARP
02/18/15	DET	L	3-2	3	2-1	C. CRAWFORD	J. HOWARD	TOEWS
02/24/15	FLA	W	3-2	2	2-0	S. DARLING	R. LUONGO	TOEWS, SHARP
03/06/15	EDM	W	2-1	3	1-0	C. CRAWFORD	B. SCRIVENS	VERMETTE
12/19/15	@ BUF	W	3-2	3	1-0	C. CRAWFORD	C. JOHNSON	KANE
03/09/16	@ STL	L	3-2	6	3-2	C. CRAWFORD	J. ALLEN	PANARIN, ANISIMOV
03/20/16	MIN	L	3-2	3	1-0	S. DARLING	D. DUBNYK	NONE
10/22/16	TOR	W	5-4	3	2-1	S. DARLING	F. ANDERSEN	TOEWS, PANARIN
10/24/16	CGY	L	3-2	7	1-0	C. CRAWFORD	B. ELLIOTT	NONE
11/29/16	FLA	W	2-1	3	2-0	C. CRAWFORD	R. LUONGO	PANARIN, PANIK
03/03/17	NYI	W	2-1	3	2-0	C. CRAWFORD	T. GREISS	TOEWS, PANARIN
03/23/17	DAL	W	3-2	3	2-1	C. CRAWFORD	K. LEHTONEN	KANE, PANARIN
12/02/17	@DAL	L	3-2	2	2-0	A. FORSBERG	B. BISHOP	NONE
02/21/18	OTT	W	3-2	7	3-2	A. FORSBERG	M. CONDON	KANE, DEBRINCAT, SCHMALTZ
03/26/18	SJS	L	4-3	4	2-1	A. FORSBERG	M. JONES	SHARP
11/16/18	LAK	L	2-1	2	2-0	C. CRAWFORD	C. PETERSON	NONE
01/22/19	NYI	W	3-2	2	2-0	C. WARD	R. LEHNER	TOEWS, KANE
03/07/19	BUF	W	5-4	3	3-1	C. CRAWFORD	C. HUTTON	TOEWS, KANE, DEBRINCAT
04/03/19	STL	W	4-3	3	1-0	C. WARD	J. ALLEN	TOEWS
TOTAL			69-64 (.518)					

DOUBLE-FIGURE GOALS AGAINST

DATE	OPPONENT	SCORE
01/24/28	@ MTL	10-0
03/12/29	@ BOS	11-1
03/19/32	@ TOR	11-3
10/29/44	TOR	11-5
01/06/45	@ MTL	10-1
11/30/46	@ TOR	11-0
01/08/47	@ TOR	10-4
03/08/47	@ TOR	12-4
03/16/47	DET	10-6
12/06/47	@ TOR	12-5
03/05/50	@ BOS	11-4
02/07/51	@ DET	11-3
03/04/51	@ BOS	10-2
03/10/51	@ MTL	12-2
03/12/52	@ NYR	10-2
11/22/52	@ DET	10-1
01/09/54	@ MTL	12-1
01/09/58	@ MTL	11-3
12/14/68	@ BOS	10-5
02/15/75	@ MTL	12-3
02/21/76	@ PIT	10-1
11/06/76	@ MTL	11-3
02/20/77	TOR	10-8
11/26/80	@ EDM	10-3
01/12/83	EDM	10-4
10/15/83	@ TOR	10-8
11/05/83	@ MIN	10-5
12/11/85	EDM	12-9
03/15/86	@ HFD	11-4
12/04/87	@ DET	12-0
10/16/88	BOS	10-3
11/12/98	TOR	10-3

DOUBLE-FIGURE GOALS FOR

DATE	OPPONENT	SCORE
01/01/31	PHI QU	10-3
02/22/40	MTL	10-1
01/28/43	NYR	10-1
11/14/43	NYR	10-5
10/30/49	BOS	10-4
02/17/55	BOS	10-2
12/04/65	@ BOS	10-1
12/08/66	@ BOS	10-2
10/16/68	MIN	10-4
01/30/69	@ PHI	12-0
04/05/70	MTL	10-2
10/27/74	STL	10-3
02/22/75	WSH	10-3
11/23/80	HFD	11-3
11/08/81	CGY	10-4
11/15/81	COL	10-0
12/15/82	WPG	10-3
10/12/88	WPG	10-1
10/05/17	PIT	10-1

LEADERSHIP

PLAYERS

2018-19

OPPONENTS

TRADITION

RECORDS

PLAYOFFS

HISTORY

MINORS

MEDIA

ALL-TIME SHOOTOUT STATS

PLAYER	ATTEMPTS	GOALS	PCT.	GDG
JONATHAN TOEWS	93	45	48.3	17
PATRICK KAINE	102	41	40.1	18
PATRICK SHARP	62	18	29	7
ARTEMI PANARIN	7	5	71.4	3
JEFF HAMILTON	10	5	50	0
MARIAN HOSSA	22	5	22.7	1
TUOMO RUUTU	5	3	60	2
KRIS VERSTEEG	10	3	30	2
RADIM VRBATA	11	3	27.3	2
MARTIN HAVLAT	13	3	23.1	1
ALEX DEBRINCAT	4	2	50.0	0
PAVEL VOROBIEV	3	2	66.7	0
JASON WILLIAMS	5	2	40	0
VIKTOR STALBERG	7	2	28.6	2
ANDREW SHAW	8	2	25	1
MICHAEL HOLMQVIST	8	2	25	1
NIKITA ALEXEEV	1	1	100	1
BRENT SEABROOK	1	1	100	1
ANTOINE VERMETTE	1	1	100	1
JAROSLAV SPACEK	1	1	100	0
ARTEM ANISIMOV	3	1	33.3	0
RICHARD PANIK	2	1	50	0
ROBERT LANG	2	1	50	1
MICHAEL ROZSIVAL	2	1	50	1
MATTHEW BARNABY	2	1	50	0
BRANDON PIRRI	3	1	33.3	1
BEN SMITH	3	1	33.3	1
TYLER ARNASON	3	1	33.3	0

PLAYER	ATTEMPTS	GOALS	PCT.	GDG
TOMAS KOPECKY	3	1	33.3	0
BRYAN SMOLINSKI	3	1	33.3	0
ANDREW LADD	5	1	20	1
TROY BROUWER	6	1	16.7	1
RENE BOURQUE	6	1	16.7	0
BRANDON SAAD	8	1	12.5	1
DAVE BOLLAND	9	1	11.1	1
NICK SCHMALTZ	3	1	33.3	1
ANTHONY DUCLAIR	1	0	0	0
TOMAS JURCO	1	0	0	0
BRANDON BOCHENSKI	1	0	0	0
KYLE CALDER	1	0	0	0
MARK CULLEN	1	0	0	0
NICK LEDDY	1	0	0	0
BRAD RICHARDS	1	0	0	0
TONY SALLMELAINEN	1	0	0	0
BRYAN BICKELL	1	0	0	0
TEUVO TERAVAINEN	2	0	0	0
DENIS ARKHIPOV	2	0	0	0
MARK BELL	2	0	0	0
CAM BARKER	2	0	0	0
JOHN MADDEN	2	0	0	0
YANIC PERREAULT	2	0	0	0
MICHAEL HANDZUS	3	0	0	0
MARCUS KRUGER	3	0	0	0
DUSTIN BYFUGLIEN	4	0	0	0

GOALTENDER	ATT. FACED	GOALS	SAVES	SAVE PCT.	W	L	WIN PCT.
COREY CRAWFORD	185	52	133	.719	31	23	.574
NIKOLAI KHABIBULIN	86	32	54	.628	10	14	.417
CRISTOBAL HUET	50	18	32	.640	5	6	.455
ANTTI NIEMI	32	6	26	.813	6	2	.750
RAY EMERY	19	6	13	.684	3	3	.500
PATRICK LALIME	17	6	11	.647	5	1	.833
ANTTI RAANTA	18	9	9	.500	0	4	.000
MARTY TURCO	13	7	6	.462	2	2	.500
ANTON FORSBERG	13	6	7	.538	1	2	.33.3
SCOTT DARLING	12	2	10	.833	4	1	.800
CRAIG ANDERSON	7	5	2	.286	0	3	.000
CAM WARD	5	0	5	1.000	2	0	1.000
ADAM MUNRO	4	2	2	.500	0	1	.000
BRIAN BOUCHER	4	4	0	.000	0	2	.000

CURRENT PLAYERS IN **BOLD RED**.

INDIVIDUAL RECORDS

CAREER: GAMES

Most games	1,394	STAN MIKITA	
Most games, including playoffs	1,551	STAN MIKITA	
Most consecutive games played	884	STEVE LARMER	(10/06/82 to 04/15/93)
Most consecutive games played by a goaltender	363	GLENN HALL	(10/08/57 to 11/07/62)
Most seasons	22	STAN MIKITA	

CAREER: GOALS

Career	604	BOBBY HULL	
Career, including playoffs	666	BOBBY HULL	
Games scoring 3+ goals	28	BOBBY HULL	
20+ goal seasons	14	STAN MIKITA	
Consecutive 20+ goal seasons	14	STAN MIKITA	1961-62 to 1974-75
30+ goal seasons	13	BOBBY HULL	
Consecutive 30+ goal seasons	13	BOBBY HULL	1959-60 to 1971-72
40+ goal seasons	8	BOBBY HULL	
Consecutive 40+ goal seasons	4	BOBBY HULL	1965-66 to 1968-69
		JEREMY ROENICK	1990-91 to 1993-94
50+ goal seasons	5	BOBBY HULL	
Consecutive 50+ goal seasons	2	BOBBY HULL	1965-66 to 1966-67
		JEREMY ROENICK	1991-92 to 1992-93

CAREER: ASSISTS

Career	926	STAN MIKITA
Career, including playoffs	1,017	STAN MIKITA

CAREER: POINTS

Career	1,467	STAN MIKITA	
Career, including playoffs	1,617	STAN MIKITA	
Most 100+ point seasons	5	DENIS SAVARD	
Most consecutive 100+ point seasons	3	JEREMY ROENICK	1991-92 to 1993-94

CAREER: PENALTY MINUTES

Career	1,495	CHRIS CHELIOS	(1990-91 to 1998-99)
By a goaltender	240	ED BELFOUR	(1988-89 to 1996-97)

SEASON: GOALS

Regular season	58	BOBBY HULL	1968-69 (74GP)
Season, including playoffs	65	JEREMY ROENICK	1991-92 (53 regular season, 12 playoffs)
Power-play goals	24	JEREMY ROENICK	1993-94
Shorthanded goals	10	DIRK GRAHAM	1988-89
Game-winning goals	13	JEREMY ROENICK	1991-92
Games scoring 3+ goals	4	BOBBY HULL	1959-60, 1965-66
By a defenseman	39	DOUG WILSON	1981-82 (76GP)
By a center	53	JEREMY ROENICK	1991-92 (80GP)
By a right wing	46	STEVE LARMER	1984-85 (80GP)
	46	PATRICK KANE	2015-16 (82GP)
By a left wing	58	BOBBY HULL	1968-69 (74GP)
By a rookie	43	STEVE LARMER	1982-83 (80GP)
By a line	132	STEVE LARMER (43)	1982-83
		AL SECOND (54)	
		DENIS SAVARD (35)	

CURRENT PLAYERS IN **BOLD RED**.

LEADERSHIP

PLAYERS

2018-19

OPPONENTS

TRADITION

RECORDS

PLAYOFFS

HISTORY

MINORS

MEDIA

INDIVIDUAL RECORDS

SEASON: GOALS

Consecutive game goalscoring streak	10	BOBBY HULL	1968-69 (15)
Consecutive game multi-goalscoring streak	3	BOBBY HULL DOUG MOHNS AL SECOND STEVE LARMER STEVE SULLIVAN	12/19/65 to 12/25/65 (6) 01/30/69 to 02/02/69 (6) 11/01/81 to 11/06/81 (8) 03/10/91 to 03/16/91 (6) 03/09/03 to 03/14/03 (7)

SEASON: ASSISTS

Regular season	87	DENIS SAVARD	1981-82
Including playoffs	95	DENIS SAVARD	1987-88
By a defenseman	58	DENIS SAVARD CHRIS CHELIOS CHRIS CHELIOS	1982-83 1995-96 (81GP) 1992-93 (84GP)
By a center	87	DENIS SAVARD DENIS SAVARD	1981-82 (80GP) 1987-88 (80GP)
By a right wing	66	PATRICK KANE	2018-19 (81GP)
By a left wing	52	BOBBY HULL	1970-71 (78GP)
By a rookie	51	PATRICK KANE	2007-08 (82GP)
By a goaltender	6	DARREN PANG	1987-88 (45GP)
Consecutive game assist streak	17	PATRICK KANE	2018-19 (26A)

SEASON: POINTS

Regular season	131	DENIS SAVARD	1987-88	(80GP)
Including playoffs	138	DENIS SAVARD DENIS SAVARD	1982-83 1987-88	(121 regular season, 17 playoff) (131 regular season, 7 playoff)
By a defenseman	85	DOUG WILSON	1981-82	(76GP)
By a center	131	DENIS SAVARD	1987-88	(80GP)
By a right wing	110	PATRICK KANE	2018-19	(81GP)
By a left wing	107	BOBBY HULL	1968-69	(74GP)
By a rookie	90	STEVE LARMER	1982-83	(80GP)
By a line	297	STEVE LARMER (90) DENIS SAVARD (121) AL SECOND (86)	1982-83	
Consecutive games scoring a point	26	PATRICK KANE	2015-16	(16G, 24A)
Consecutive games scoring a point by a defenseman	15	CHRIS CHELIOS	1995-96	(4G, 16A)
100+ point scorers	131	DENIS SAVARD	1987-88	
	121	DENIS SAVARD	1982-83	
	119	DENIS SAVARD	1981-82	
	116	DENIS SAVARD	1985-86	
	110	PATRICK KANE	2018-19	
	107	BOBBY HULL	1968-69	
	107	JEREMY ROENICK	1992-93	
	107	JEREMY ROENICK	1993-94	
	106	PATRICK KANE	2015-16	
	105	DENIS SAVARD	1984-85	
	103	JEREMY ROENICK	1991-92	
	101	STEVE LARMER	1990-91	

SEASON: PENALTY RECORDS

Season	408	MIKE PELLUSO	1991-92
By a goaltender	61	ED BELFOUR	1993-94

SEASON: SHOTS ON GOAL (SINCE 1959-60)

Shots on goal	414	BOBBY HULL	1968-69	(74GP)
---------------	-----	------------	---------	--------

LEADERSHIP
PLAYERS
2018-19
OPPONENTS
TRADITION
RECORDS
PLAYOFFS
HISTORY
MINORS
MEDIA

INDIVIDUAL RECORDS

GAME: GOALS

In a period	4	FOUR TIMES		
	First	MAX BENTLEY	NYR	01/28/43 (3rd)
	Last	AL SECOND	TOR	01/07/87 (2nd)
Most Times in Career		FOUR PLAYERS TIED WITH ONE		
Game	5	GRANT MULVEY	STL	02/03/82
By a defenseman	3	THREE TIMES		
	First	DICK REDMOND	COL	02/12/77
	Last	DUSTIN BYFUGLIEN	ARI	11/30/07
Most Times in Career		THREE PLAYERS TIED WITH ONE		
By a rookie	3	18 TIMES		
	First	GEORGE HAY	DET	2/19/27
	Last	ALEX DEBRINCAT	STL	03/18/18
Most Times in Career		ALEX DEBRINCAT (3)		
Power-play goals	3	SIX TIMES		
	First	WAYNE PRESLEY	DET	11/11/87
	Last	JONATHAN TOEWS	PIT	02/27/09
Most Times in Career		SIX PLAYERS TIED WITH ONE		
Shorthanded goals	2	11 TIMES		
	First	PEP KELLY	@MTL	12/26/40
	Last	RENE BOURQUE	@DAL	02/28/08
Most Times in Career		RENE BOURQUE (2)		
Power-play goals by a defenseman	2	14 TIMES		
	First	PIERRE PILOTE	DET	1/10/65
	Last	BRENT SEABROOK	ARI	04/20/13
Most Times in Career		DOUG WILSON (4)		

GAME: ASSISTS

In a period	4	SEVEN TIMES		
	First	DOUG BENTLEY	NYR	01/28/43 (3rd)
	Last	PATRICK KANE	@OTT	1/9/2018 (2nd)
Game	6	PAT STAPLETON	DET	03/30/69
By an opponent	7	BILL TAYLOR	DET	03/16/47
		WAYNE GREZKY	EDM	12/11/85
By a defenseman	6	PAT STAPLETON	DET	03/30/69
By a goaltender	2	TONY ESPOSITO	MIN	12/11/77
		NIKOLAI KHABIBULIN	TBL	11/28/07
By a rookie	4	FOUR TIMES		
	First	JIM WISTE	TOR	11/09/69
	Last	BRENT SEABROOK	SJS	10/07/05

LEADERSHIP

PLAYERS

2010-19

OPPONENTS

TRADITION

RECORDS

PLAYOFFS

HISTORY

MINORS

MEDIA

INDIVIDUAL RECORDS

GAME: POINTS

In a period	5	THREE TIMES		
First	LES CUNNINGHAM	MTL	01/28/40 (2G, 3A), 3rd	
Last	GRANT MULVEY	STL	02/03/82 (4G, 1A), 1st	
Most Times In Career	THREE PLAYERS TIED WITH ONE			
Game	7	MAX BENTLEY	NYR	01/28/43 (4G, 3A)
By an opponent	8	GRANT MULVEY	STL	02/03/82 (5G, 2A)
		BERT OLMSTEAD	@ MTL	01/09/54 (4G, 4A)
By a rookie	5	SAM GAGNER	@ EDM	02/02/12 (4G, 4A)
		KENNY WHARRAM	BOS	03/19/54 (1G, 4A)

GAME: PENALTY MINUTES

In a period	37	DAVE MANSON	TOR	12/23/1989
			(minor, major and 3 game misconducts; 1st)	
		CHRIS CHELIOS	HFD	10/14/93
In a game	51	CHRIS CHELIOS	HFD	10/14/93
Total penalties in a game	8	PHIL RUSSELL	MIN	03/26/77
			(6 minors, misconduct and game misconduct)	
	8	CHRIS CHELIOS	HFD	10/14/93
			(3 minors, major, 2 misconducts and 2 game misconducts)	

GAME: SHOTS ON GOAL

In a period (Since 1997-98)	7	TYLER ARNASON	@ STL	10/11/2005 (1st)
		DUSTIN BYFUGLIEN	@ EDM	02/06/08 (3rd)
		BRANDON SAAD	FLA	11/25/17 (1ST)
Game (Since 1959-60)	14	ED LITZENBERGER	TOR	12/20/59
By an opponent (Since 1959-60)	14	DINO CICCARELLI	@ MNS	03/28/88

QUICKEST: INDIVIDUAL RECORDS

Goal from start of game	0:08	BRENT SUTTER	@ VAN	02/05/95
Goal from start of a period	0:04	DENIS SAVARD	HFD	01/12/86 (3rd)
Penalty shot goal from start of game	1:05	JONATHAN TOEWS	@ NYR	02/16/12
Two goals from start of game	0:33	JOHN MARKS	@ PHI	11/13/75
				(0:14 and 0:33)
Two goals	0:06	JIM PAPPIN	PHI	02/16/72
				(2:57 and 3:03, 3rd)
Two goals by an opponent	0:05	PETE MAHOVLICH	@ MON	02/20/71
				(12:16 and 12:21, 3rd)
Two shorthanded goals	0:51	STEVE SULLIVAN	@ COL	01/26/01
				(16:43 and 17:34, 2nd)
Three goals	0:21	BILL MOSIENKO	@ NYR	03/23/52
				(6:09, 6:20 and 6:30, 3rd)
Three goals by an opponent	1:25	HARRY OLIVER	@ BOS	01/11/27
				(10:56, 12:05 and 12:21, 1st)
Four goals	8:24	AL SECORD	TOR	01/07/87
				(0:31, 3:36, 3:46 and 8:55, 2nd)
Three assists	0:21	GUS BODNAR	@ NYR	03/23/52
				(6:09, 6:20 and 6:30 3rd)
Goal by a rookie in first NHL game	13:43	JONATHAN TOEWS	SJS	10/10/07
Overtime goal	0:08	STEVE LARMER	WSH	10/25/90

INDIVIDUAL RECORDS

CAREER: GOALTENDER RECORDS

Shutouts	76	TONY ESPOSITO	
Wins	423	TONY ESPOSITO	1969-70 to 1983-84
Consecutive 20+ win seasons	12	TONY ESPOSITO	1969-70 to 1980-81
Most 40+ win seasons	2	ED BELFOUR	
Most 30+ win seasons	8	TONY ESPOSITO	
Most 20+ win seasons	13	TONY ESPOSITO	

SEASON: GOALTENDER RECORDS

Wins	43	ED BELFOUR	1990-91
By a rookie	43	ED BELFOUR	1990-91
Consecutive wins	12	RAY EMERY	01/20/13 to 03/26/13
Consecutive wins by a rookie	8	COREY CRAWFORD	02/20/11 to 03/05/11
		DENIS DEJORDY	12/09/64 to 12/27/64
Undefeated streak	17	GLEN HALL	10/13/63 to 12/04/63 (12-0-5)
Games played	74	ED BELFOUR	1990-91
Games played by a rookie	74	ED BELFOUR	1990-91
Minutes played	4,209	TONY ESPOSITO	1974-75 (71GP)
Minutes played by a rookie	4,127	ED BELFOUR	1990-91 (74GP)
Shutouts	15	TONY ESPOSITO	1969-70
Shutouts by a rookie	15	TONY ESPOSITO	1969-70
Consecutive shutouts	4	CHARLIE GARDINER	1930-31
Consecutive scoreless minutes	290:12	CHARLIE GARDINER	1930-31
Most goalsies used	6	LEIGHTON, ANDERSON, THIBAUT, PASSMORE, MUNRO, UNDERHILL, CRAWFORD, FORSBERG, GLASS, BERUBE, DELIA, FOSTER	2003-04 2017-18

GAME: GOALTENDER RECORDS (PLAYERS WHO DEBUTED IN 1955-56 OR LATER)

Shots against in a period	33	CAM WARD	TBL	10/21/18 (2nd)
Saves in a period	30	CAM WARD	TBL	10/21/18 (2nd)
Saves by an opponent in a period	24	JOHN BOWER	TOR	12/11/60 (2nd)
		GUMP WORSLEY	NYR	01/17/60 (1st)
Shots against in a game	63	BOB MASON	@ MNS	03/28/88
Saves in a game	59	AL ROLLINS	@ BOS	12/13/56
Saves by an opponent in a game	57	TOM BARRASSO	PIT	03/12/89

LEADERSHIP

PLAYERS

2018-19

OPPONENTS

TRADITION

RECORDS

PLAYOFFS

HISTORY

MINORS

MEDIA

TEAM RECORDS

WINNING IN ONE SEASON

Points	112	2009-10 (82 games)
Points in a shortened season	77	2012-13 (48 games)
Games won	52	2009-10 (82 games)
Games won at home	30	1970-71 (78 games)
Games won on the road	24	2014-15, 2016-17 (82 games)
Fewest games won	7	1927-28, 1928-29 (44 games)
Fewest games won at home	2	1927-28 (22 games)
Fewest games won on the road	3	1942-43 (25 games)

LOSING IN ONE SEASON

Fewest points	17	1927-28 (44 games)
	31	1953-54 (70 games)
Most games lost	51	1953-54 (70 games)
	56 (combined regulation, OT and SOL)	2005-06 (82 games)
Fewest games lost	14	1973-74 (78 games)

GAMES TIED IN ONE SEASON

Most	23	1973-74 (78 games)
Fewest	3	1926-27 (44 games)
		1927-28 (44 games)
		1930-31 (44 games)
		1941-42 (48 games)
Most at home	13	1973-74 (39 games)
Most on the road	12	1967-68 (74 games), 1979-80 (80 games)

CONSECUTIVE WINNING STREAKS

Games won	12	12/29/15 to 01/19/16
At home	13	11/11/70 to 12/20/70
At home, over two seasons	14	03/02/83 to 10/25/83
On the road	8	02/02/17 to 03/04/17
From start of season	6	01/19/13 to 01/27/13
At home, from start of season	11	1963-64

UNDEFEATED STREAKS

Games without a loss (ties)	15	01/14/67 to 02/16/67 (12-0-3)
		10/29/75 to 12/03/75 (6-0-9)
Games without a loss (overtime)	30	03/27/12 to 03/06/13 (24-0-6)
At home	18	10/11/70 to 12/20/70 (16-0-2)
On the road	18	03/16/12 to 03/03/13 (14-0-4)
From start of season	24	01/19/13 to 03/06/13 (21-0-3)
At home, from start of season	18	10/11/70 to 12/20/70 (16-0-2)
On the road, from start of season	12	01/19/13 to 03/03/13 (10-0-2)

CONSECUTIVE LOSING STREAKS

Games lost	12	02/25/51 to 03/25/51
Over two seasons	13	02/25/51 to 10/11/51
At home	9	02/08/28 to 03/21/28
At home, over two seasons	11	02/08/28 to 11/22/28
On the road	16	01/02/54 to 03/21/54
		11/22/03 to 01/29/04
From start of season	7	10/15/47 to 11/05/47, 10/01/97 to 10/17/97

LEADERSHIP
PLAYERS
2018-19
OPPONENTS
TRADITION
RECORDS
PLAYOFFS
HISTORY
MINORS
MEDIA

WINLESS STREAKS

Games without a win	21	12/17/50 to 01/28/51 (0-18-3)
At home	15	12/16/28 to 02/28/29 (0-11-4)
On the road	22	12/19/50 to 03/25/51 (0-20-2)
On the road, over two seasons	23	12/19/50 to 10/11/51 (0-21-2)
From start of season	8	10/08/53 to 10/25/53 (0-7-1)
		10/04/99 to 10/23/99 (0-4-4)

CONSECUTIVE TYING STREAKS

Games tied	5	11/22/75 to 12/03/75
At home	4	11/26/75 to 12/03/75
On the road	4	12/27/61 to 01/04/62

MOST GOALS SCORED BY BLACKHAWKS AND OPPONENTS

In a period	7	NYR	01/28/43 (3rd)
		@ NYR	3/03/47 (3rd)
		TOR	12/20/59 (2nd)
		MTL	04/05/70 (3rd)
		DET	11/29/72 (3rd)
Game	12	@ PHI	01/30/69 (12-0)
By both teams	21	EDM	12/11/85 (9-12)
At home	11	HFD	11/23/80 (11-3)
On the road	12	@ PHI	01/30/69 (12-0)
Highest tied score	7-7	@ COL	01/18/77
		@ STL	03/15/88
		@ MIN	03/28/88
Power-play goals in a game	5	NYI	12/23/79
		MIN	11/08/87
		DET	11/11/87
		TOR	01/10/91
		@ BUF	12/29/95
Power-play goals in a game by an opponent	5	TOR	10/29/44
		@ DET	11/22/52
		@ MTL	01/09/54
		MTL	12/20/55
		MTL	02/15/75
		@ EDM	11/26/80
		BOS	10/16/88
		@ BOS	11/26/88
		@ BUF	01/12/89
		@ NYR	12/06/95
		@ LAK	01/01/08
		VAN	11/06/11
Shorthanded goals in a game	3	WPG	10/12/88 (DENIS SAVARD 2, MIKE HUDSON)
		@ EDM	01/25/89 (WAYNE PRESLEY, DIRK GRAHAM, TROY MURRAY)
		@ LAK	03/14/91 (DIRK GRAHAM, STEVE LARMER, ADAM CREIGHTON)
		@ DET	11/17/07 (RENE BOURQUE 2, PATRICK SHARP)
		@ SJS	11/25/09 (TROY BROUWER, MARIAN HOSSA, PATRICK SHARP)
Empty-net goals in a period/game	5	MTL	04/05/70 (3rd)
		(ERIC NESTERENKO, BOBBY HULL, DENNIS HULL, CLIFF KOROLL, GERRY PINDER)	
Most goals in a season	351	1985-86	80 games
Fewest goals in a season	33	1928-29	44 games
Fewest goals in a season, modern era	133	1953-54	70 games
Most power-play goals in a season	98	1987-88	
Most shorthanded goals in a season	25	1988-89*	

* The shorthanded goalscorers in 1988-89 were: Graham (10), Savard (5), Presley (3), Murray (2), Wilson (1), Yawney (1), Hudson (1), Manson (1) and Larmer (1).

LEADERSHIP

PLAYERS

2010-19

OPPONENTS

TRADITION

RECORDS

PLAYOFFS

HISTORY

MINORS

MEDIA

TEAM RECORDS

TEAM RECORDS FOR INDIVIDUAL GOALSCORERS

Most 20+ goal scorers in a season	7	1968-69* 1981-82* 1984-85* 1989-90* 1968-69** 1985-86*** 1987-88 1961-62 (B. HULL, 50) 1965-66 (B. HULL, 54) 1966-67 (B. HULL, 52) 1968-69 (B. HULL, 58) 1971-72 (B. HULL, 50) 1982-83 (SECORD, 54) 1991-92 (ROENICK, 53) 1992-93 (ROENICK, 50)
Most 30+ goal scorers in a season	5	
Most 40+ goal scorers in a season	3	
Most 50+ goal scorers in a season	1	
Most three-goal games in a season	8	1968-69**** 1985-86**** 1989-90****

* The seven 20-goal scorers in 1968-69 were B. Hull (58), Mikita (30), Wharram (30), Pappin (30), D. Hull (30), Martin (23) and Mohns (22). In 1981-82, they were Secord (44), Wilson (39), Savard (32), Lysiak (32), Mulvey (30), Sutter (23) and Higgins (20). In 1984-85, they were Larmer (46), Savard (38), T. Murray (26), Fraser (25), D. Wilson (22), Olczyk (20) and Sutter (20). In 1989-90, they were Thomas (40), Creighton (34), Larmer (31), Savard (27), Roenick (26), Wilson (23) and Graham (22).

** The five 30-goal scorers in 1968-69 were B. Hull (58), Mikita (30), Pappin (30), Wharram (30) and D. Hull (30).

*** The three 40-goal scorers in 1985-86 were Savard (47), T. Murray (45) and Secord (40). In 1987-88, they were Savard (44), Vaive (43) and Larmer (41).

**** In 1968-69, the eight three-goal games were accomplished by B. Hull (3), Wharram (2), Pappin (2) and Martin (1). In 1985-86, it was accomplished by T. Murray (3), Larmer (1), Savard (1), Secord (1), Ludzik (1) and Fraser (1). In 1989-90, it was accomplished by Thomas (2), Savard (1), T. Murray (1), Secord (1), Lemieux (1), Roenick (1) and Graham (1).

GOALS SCORED AGAINST BLACKHAWKS TEAMS

Most in a period	7	@ MTL @ NYR 03/10/51 (1st) 03/12/52 (3rd)
Most in a game	12	@ TOR @ TOR 12/06/47 (12-5) 03/10/51 (12-2) 01/09/54 (12-1) 02/15/75 (12-3) 12/11/85 (12-9) @ DET 12/04/87 (12-0) EDM 12/11/85 (12-9) @ TOR 03/08/47 (12-4) @ TOR 12/06/47 (12-5) @ MTL 03/10/51 (12-2) @ MTL 01/09/54 (12-1) @ MTL 02/15/75 (12-3) @ DET 12/04/87 (12-0)
Most at home	12	EDM 12/11/85 (12-9)
Most on the road	12	@ TOR 03/08/47 (12-4) @ TOR 12/06/47 (12-5) @ MTL 03/10/51 (12-2) @ MTL 01/09/54 (12-1) @ MTL 02/15/75 (12-3) @ DET 12/04/87 (12-0)
Most in a season	363	1981-82 80 games
Fewest goals allowed in a season	78	1930-31 44 games
	164	1973-74 78 games
	186	2014-15 82 games
Most power-play goals allowed in a season	122	1988-89 80 games

MOST POINTS BY A BLACKHAWKS TEAM

In a period	20	DET	11/29/72 (7G, 13A, 3rd)
Game	31	@ PHI	01/30/69 (12G, 19A)
		HFD	11/23/80 (11G, 20A)
Season	920	1985-86	80 games

SHOTS ON GOAL BY A BLACKHAWKS TEAM (SINCE 1955-56)

Most in a period	26	@ WIN	03/15/81 (3rd)
		MNS	03/15/87 (2nd)
		@ TOR	11/01/14 (3rd)
Fewest in a period	0	NJD	10/10/98 (1st)
		@ MIN	10/29/00 (3rd)
Most in a game	62	PIT	03/12/89
Fewest in a game	11	@ BOS	02/15/27
		@ DAL	04/18/98 (1-6-4)
		STL	01/21/00 (3-3-5)
		STL	03/26/00 (3-4-3-1)
		@ EDM	10/09/01 (1-9-1)
		@ LAK	03/11/02 (2-3-6)
Most in an overtime period	10	TOR	12/20/31
		@ CGY	02/06/03

SHOTS AGAINST A BLACKHAWKS TEAM (SINCE 1955-56)

Most in a period	33	TBL	10/21/18
Fewest in a period	0	DET	12/04/46 (1st)
		TBL	10/05/13 (1st)
Most in a game	63	@ MNS	03/28/88
Fewest in a game	10	VAN	03/02/08
Most in an overtime period	10	@ OTT	12/06/31

BLACKHAWKS PENALTY RECORDS

Penalties in a period	21	@ TOR	12/23/89 (1st)
Penalty minutes in a period	102	@ MIN	03/21/83 (3rd)
Penalties by both teams in a period	37	@ MIN	03/21/83 (CHI 17, MIN 20, 3rd)
Penalty minutes by both teams in a period	197	@ MIN	03/21/83 (CHI 102, MIN 95, 3rd)
Penalties in a game	32	DET	12/23/88
Penalty minutes in a game	158	STL	03/17/91
Penalties by both teams in a game	72	DET	12/23/88 (CHI 32, DET 40)
Penalty minutes by both teams in a game	308	DET	12/23/88 (CHI 150, DET 158)
Penalty minutes in a season	2,663	1991-92	

QUICKEST TEAM RECORDS

Two goals from start of game	0:33	@ PHI, 11/13/75	JOHN MARKS (0:14, 0:33)
Two goals	0:05	PHI, 01/01/31 (3rd)	DESJARDINS (1:15), INGRAM (1:20)
Two goals from start of a period	0:21	@ MIN, 11/05/83 (2nd)	YAREMCHUK (0:12), DARRYL SUTTER (0:21)
Three goals	0:21	@ NYR, 03/23/52 (2nd)	BILL MOSIENKO (6:09, 6:20, 6:30)
Four goals	1:51	@ DET, 01/09/47 (1st)	KALETA (09:09), BENTLEY (10:04), MOSIENKO (10:16), BROWN (11:00)
Five goals	5:38	@ LAK, 02/01/90 (2nd)	DUANE SUTTER (2:12), GRAHAM (3:09), WILSON (5:43), HUDSON (6:23), LEMIEUX (7:50)
Six goals	9:13	MTL, 04/05/70 (3rd)	MARTIN (10:44), NESTERENKO (12:27), KOROLL (13:57), B. HULL (14:44), D. HULL (17:08), PINDER (19:57)
Two power-play goals in a game	0:15	CGY, 03/26/89 (2nd)	SAVARD (7:11), CREIGHTON (7:26)
Two shorthanded goals in a game	0:12	@ TOR, 10/31/87 (3rd)	T. MURRAY (1:36), SAVARD (1:48)
		SJS, 10/13/91 (2nd)	HUDSON (16:49), ROENICK (17:01)

LEADERSHIP

PLAYERS

2018-19

OPPONENTS

TRADITION

RECORDS

PLAYOFFS

HISTORY

MINORS

MEDIA

TEAM RECORDS

QUICKEST: OPPONENTS

Goal from start of game	0:05	MMR, 12/29/26	M. PHILLIPS
Goal from start of a period	0:05	MMR, 12/29/26 (1st)	M. PHILLIPS
Two goals from start of game	0:29	@ PIT, 12/06/80	FERGUSON (0:17), MALONE (0:29)
		WSH, 10/27/85	DUCHESNE (0:23), TAYLOR (0:29)
Two goals	0:03	@ MIN, 01/21/04 (3rd)	DOWD (19:44), PARK (19:47)
Two shorthanded goals	0:27	TOR, 11/16/86 (2nd)	SALMING (18:40), TERRION (19:07)
Three goals	0:36	NYI, 03/25/03 (3rd)	YASHIN (2:14, 2:26), SCATCHARD (2:50)
Four goals	1:25	@ BOS, 1/11/27 (1st)	OLIVER (10:45), FREDRICKSON (11:08), OLIVER (12:05, 12:21)
Five goals	4:31	@ NYR, 03/12/52 (3rd)	RALEIGH (12:10), SLOWINSKI (13:01), HERGESHEIMER (13:15, 14:20), KULLMAN (16:41)

QUICKEST: BOTH TEAMS

Two goals	0:02	WPG, 10/23/81 (2nd)	CHRISTIAN (00:48), SUTTER (00:50)
Three goals	0:19	WPG, 12/17/86 (2nd)	MULLEN (16:05), PRESLEY (16:17), WATSON (16:24)
Four goals	0:53	@ TOR, 10/15/83 (2nd)	GRINGAS (16:49), SAVARD (17:12), LARMER (17:27), SAVARD (17:42)
Five goals	1:24	@ TOR, 10/15/83 (2nd)	GINGRAS (16:49), SAVARD (17:12), LARMER (17:27), SAVARD (17:42), ANDERSON (18:13)

SINGLE-SEASON OVERTIME RECORD

Most in one season	23	2002-03 (11 home, 12 road) 2003-04 (15 home, 8 road) 2009-10 (14 home, 9 road)
Most at home	15	2003-04
Most on the road	13	2015-16
Wins at home	10	2009-10
Wins on the road	8	2015-16
Losses at home	8	2008-09
Losses on the road	9	2010-11
Ties at home	10	1988-89
Ties on the road	9	1996-97
Consecutive in one season	4	02/05/88 to 02/14/88 12/02/05 to 12/11/05 03/24/06 to 03/31/06 12/02/06 to 12/09/06 12/05/11 to 12/14/11 01/27/13 to 02/02/13 02/19/89 to 02/26/89 02/13/92 to 02/20/92 12/02/11 to 12/11/11
Consecutive at home	3	02/19/89 to 02/26/89 02/13/92 to 02/20/92 12/02/11 to 12/11/11
Consecutive on the road	4	12/30/37 to 01/15/38

LEADERSHIP	PLAYERS	2019-19	OPPONENTS	TRADITION	RECORDS	PLAYOFFS	HISTORY	MINORS	MEDIA
------------	---------	---------	-----------	-----------	---------	----------	---------	--------	-------

SEASON OPENERS

SEASON	DATE	HOME	VISITOR	RESULT
1996-97	10/05/96	WASHINGTON	BLACKHAWKS	W 5-2
1997-98	10/01/97	PHOENIX	BLACKHAWKS	L 2-6
1998-99	10/10/98	BLACKHAWKS	NEW JERSEY	W 2-1
1999-2000	10/04/99	SAN JOSE	BLACKHAWKS	L 1-7
2000-01	10/05/00	BUFFALO	BLACKHAWKS	L 2-4
2001-02	10/04/01	VANCOUVER	BLACKHAWKS	W 5-4
2002-03	10/10/02	COLUMBUS	BLACKHAWKS	L 1-2
2003-04	10/08/03	BLACKHAWKS	MINNESOTA	W 1-0
2004-05	-	SEASON CANCELED	-	-
2005-06	10/05/05	BLACKHAWKS	ANAHEIM	L 3-5
2006-07	10/05/06	NASHVILLE	BLACKHAWKS	W 8-6
2007-08	10/04/07	MINNESOTA	BLACKHAWKS	L 0-1
2008-09	10/10/08	NY RANGERS	BLACKHAWKS	L 2-4
2009-10	10/02/09	BLACKHAWKS	FLORIDA	L 3-4 (SO)*
2010-11	10/07/10	COLORADO	BLACKHAWKS	L 3-4 (OT)
2011-12	10/07/11	DALLAS	BLACKHAWKS	L 2-1
2012-13	01/19/13	LOS ANGELES	BLACKHAWKS	W 5-2
2013-14	10/01/13	BLACKHAWKS	WASHINGTON	W 6-4
2014-15	10/09/14	DALLAS	BLACKHAWKS	W 3-2 (SO)
2015-16	10/07/15	BLACKHAWKS	NY RANGERS	L 3-2
2016-17	10/12/16	BLACKHAWKS	ST. LOUIS	L 5-2
2017-18	10/5/17	BLACKHAWKS	PITTSBURGH	W 10-1
2018-19	10/4/18	OTTAWA	BLACKHAWKS	W 4-3 (OT)

* GAME PLAYED IN HELSINKI, FINLAND

ALL-TIME SEASON OPENERS

LIFETIME	GP	W	L	T	OTL	GF	GA
HOME	45	22	11	11	1	143	122
AWAY	47	18	22	6	1	120	146
TOTALS	90	38	33	17	2	263	268

ALL-TIME HOME/AWAY OPENERS

LIFETIME	GP	W	L	T	OTL	GF	GA
HOME	92	38	32	19	3	264	248
AWAY	92	33	45	12	1	243	304
TOTALS	184	71	77	31	4	507	552

LEADERSHIP

PLAYERS

2018-19

OPPONENTS

TRADITION

RECORDS

PLAYOFFS

HISTORY

MINORS

MEDIA

SEASON OPENERS

FIRST HOME GAME

SEASON	DATE	OPPONENT	RESULT
1975-76	10/12/75	VANCOUVER	W 3-0
1976-77	10/10/76	VANCOUVER	W 5-1
1977-78	10/15/77	COLORADO	T 3-3
1978-79	10/11/78	ATLANTA	T 4-4
1979-80	10/10/79	EDMONTON	W 4-2
1980-81	10/09/80	BUFFALO	W 4-3
1981-82	10/07/81	PITTSBURGH	T 5-5
1982-83	10/06/82	TORONTO	T 3-3
1983-84	10/05/83	ST. LOUIS	W 4-3
1984-85	10/11/84	DETROIT	W 7-3
1985-86	10/13/85	TORONTO	L 1-5
1986-87	10/09/86	NY ISLANDERS	W 3-2
1987-88	10/08/87	TORONTO	L 5-7
1988-89	10/06/88	NY RANGERS	T 2-2
1989-90	10/05/89	ST. LOUIS	L 3-8
1990-91	10/04/90	NY RANGERS	W 4-3
1991-92	10/03/91	DETROIT	T 3-3
1992-93	10/11/92	TAMPA BAY	T 4-4
1993-94	10/06/93	FLORIDA	T 4-4
1994-95	01/25/95	EDMONTON	W 5-1
1995-96	10/12/95	PITTSBURGH	W 5-1
1996-97	10/09/96	ANAHEIM	L 0-2
1997-98	10/09/97	TAMPA BAY	L 1-4
1998-99	10/10/98	NEW JERSEY	W 2-1
1999-2000	10/08/99	PHOENIX	T 3-3
2000-01	10/12/00	DETROIT	L 0-4
2001-02	10/11/01	PHOENIX	W 3-0
2002-03	10/13/02	BUFFALO	W 3-0
2003-04	10/08/03	MINNESOTA	W 1-0
2004-05	- SEASON CANCELED -		
2005-06	10/05/05	ANAHEIM	L 3-5
2006-07	10/07/06	COLUMBUS	L 4-5
2007-08	10/06/07	DETROIT	W 4-3 (SO)
2008-09	10/13/08	NASHVILLE	L 2-3 (SO)
2009-10	10/02/09	FLORIDA	L 3-4 (SO)*
2010-11	10/09/10	DETROIT	L 2-3
2011-12	10/08/11	DALLAS	W 5-2
2012-13	01/22/13	ST. LOUIS	W 3-2
2013-14	10/01/13	WASHINGTON	W 6-4
2014-15	10/11/14	BUFFALO	W 6-2
2015-16	10/07/15	NY RANGERS	L 3-2
2016-17	10/12/16	ST. LOUIS	L 5-2
2017-18	10/5/17	PITTSBURGH	W 10-1
2018-19	10/7/18	TORONTO	L 7-6 (OT)

FIRST AWAY GAME

SEASON	DATE	OPPONENT	RESULT
1975-76	10/08/75	NY RANGERS	T 2-2
1976-77	10/07/76	ST. LOUIS	W 6-4
1977-78	10/13/77	PHILADELPHIA	L 1-5
1978-79	10/18/78	WASHINGTON	W 4-2
1979-80	10/13/79	MINNESOTA	L 1-5
1980-81	10/11/80	MONTREAL	W 5-4
1981-82	10/10/81	TORONTO	L 8-9
1982-83	10/09/82	MONTREAL	W 8-7
1983-84	10/08/83	ST. LOUIS	L 1-4
1984-85	10/13/84	NY ISLANDERS	L 6-7
1985-86	10/10/85	QUEBEC	L 2-6
1986-87	10/11/86	DETROIT	L 3-4
1987-88	10/10/87	WASHINGTON	L 4-6
1988-89	10/08/88	TORONTO	L 4-7
1989-90	10/07/89	WASHINGTON	W 3-2
1990-91	10/06/90	ST. LOUIS	W 5-2
1991-92	10/05/91	MINNESOTA	L 2-4
1992-93	10/07/92	TAMPA BAY	L 3-7
1993-94	10/09/93	TORONTO	L 1-2
1994-95	01/20/95	DETROIT	L 1-4
1995-96	10/07/95	SAN JOSE	W 4-3
1996-97	10/05/96	WASHINGTON	W 5-2
1997-98	10/01/97	PHOENIX	L 2-6
1998-99	10/13/98	DALLAS	L 1-3
1999-2000	10/04/99	SAN JOSE	L 1-7
2000-01	10/05/00	BUFFALO	L 2-4
2001-02	10/04/01	VANCOUVER	W 5-4
2002-03	10/10/02	COLUMBUS	L 1-2
2003-04	10/10/03	COLORADO	L 0-5
2004-05	- SEASON CANCELED -		
2005-06	10/11/05	ST. LOUIS	L 1-4
2006-07	10/05/06	NASHVILLE	W 8-6
2007-08	10/04/07	MINNESOTA	L 0-1
2008-09	10/10/08	NY RANGERS	L 2-4
2009-10	10/03/09	FLORIDA	W 4-0*
2010-11	10/07/10	COLORADO	L 3-4 (OT)
2011-12	10/07/10	DALLAS	L 2-1
2012-13	01/19/13	LOS ANGELES	W 5-2
2013-14	10/09/13	ST. LOUIS	L 3-2
2014-15	10/09/14	DALLAS	W 3-2 (SO)
2015-16	10/09/15	NY ISLANDERS	W 3-2 (OT)
2016-17	10/14/16	NASHVILLE	L 3-2
2017-18	10/9/17	TORONTO	L 4-3
2018-19	10/4/18	OTTAWA	W 4-3 (OT)

* GAME PLAYED IN HELSINKI, FINLAND

LEADERSHIP
PLAYERS
2018-19
OPPONENTS
TRADITION
RECORDS
PLAYOFFS
HISTORY
MINORS
MEDIA



PLAYOFFS

STANLEY CUP PLAYOFFS RECORD

BLACKHAWKS VS. NHL TEAMS SINCE 1927

TEAM	SERIES			HOME							ROAD							TOTAL						
	TOTAL	W	L	GP	W	L	T	GF	GA	GP	W	L	T	GF	GA	GP	W	L	T	GF	GA			
ANAHEIM	1	1	0	3	2	1	0	11	8	4	2	2	0	13	14	7	4	3	0	24	22			
ARIZONA	1	0	1	3	0	3	0	4	10	3	2	1	0	8	7	6	2	4	0	12	17			
BOSTON	7	2	5	13	4	9	0	31	48	15	5	9	1	49	64	28	9	18	1	80	112			
BUFFALO	2	0	2	4	1	3	0	10	15	5	0	5	0	7	21	9	1	8	0	17	36			
CALGARY	4	2	2	8	5	3	0	25	18	10	4	6	0	29	35	18	9	9	0	54	53			
COLORADO	2	0	2	6	3	3	0	22	22	6	1	5	0	6	27	12	4	8	0	28	49			
DALLAS*	6	4	2	17	10	7	0	67	59	16	9	7	0	53	59	33	19	14	0	120	118			
DETROIT	16	9	7	40	28	12	0	137	100	41	15	26	0	99	124	81	43	38	0	236	224			
EDMONTON	4	1	3	10	5	5	0	43	42	10	3	7	0	34	60	20	8	12	0	77	102			
LOS ANGELES	3	2	1	10	8	2	0	32	24	7	3	4	0	15	22	17	11	6	0	47	46			
MINNESOTA	3	3	0	8	8	0	0	31	12	7	4	3	0	14	15	15	12	3	0	45	27			
MONTREAL	17	5	12	39	21	17	1	92	93	42	8	33	1	93	168	81	29	50	2	185	261			
NASHVILLE	3	2	1	8	5	3	0	19	21	8	3	5	0	20	28	16	8	8	0	39	49			
NY ISLANDERS	2	0	2	2	0	2	0	1	7	4	0	4	0	5	14	6	0	6	0	6	21			
NY RANGERS	5	4	1	13	9	4	0	42	29	11	5	6	0	24	25	24	14	10	0	66	54			
PHILADELPHIA	2	2	0	5	5	0	0	26	14	5	3	2	0	19	16	10	8	2	0	45	30			
PITTSBURGH	2	1	1	4	2	2	0	11	10	4	2	2	0	13	13	8	4	4	0	24	23			
SAN JOSE	1	1	0	2	2	0	0	7	4	2	2	0	0	6	3	4	4	0	0	13	7			
ST. LOUIS	12	8	4	31	21	10	0	121	79	32	14	18	0	90	96	63	35	28	0	211	175			
TAMPA BAY	1	1	0	3	2	1	0	6	4	3	2	1	0	7	6	6	4	2	0	13	10			
TORONTO	9	3	6	20	11	9	0	54	48	18	4	13	1	35	63	38	15	22	1	89	111			
VANCOUVER	5	3	2	14	8	6	0	40	38	14	8	6	0	52	39	28	16	12	0	92	77			
DEFUNCT CLUBS	4	2	2	4	3	1	0	9	7	5	2	2	1	7	8	9	5	3	1	16	15			
TOTALS	112	56	56	267	163	103	1	841	712	272	101	167	4	698	927	539	264	270	5	1,539	1,639			

* Includes series vs. Minnesota North Stars

BLACKHAWKS PLAYOFF SERIES RESULTS VS. OPPONENTS

ARIZONA COYOTES

2012 WESTERN CONFERENCE QUARTERFINALS Arizona won best-of-seven series 4-2, outscoring Chicago 17-12.



ANAHEIM DUCKS

2015 WESTERN CONFERENCE FINAL Chicago won best-of-seven series 4-3, outscoring Anaheim 24-22.



BOSTON BRUINS

1927 QUARTERFINALS Boston won two-game, total-goals series 10-5.
 1942 QUARTERFINALS Boston won best-of-three series 2-1, Chicago outscoring Boston 7-5.
 1970 SEMIFINALS Boston won best-of-seven series 4-0, outscoring Chicago 20-10.
 1974 SEMIFINALS Boston won best-of-seven series 4-2, outscoring Chicago 28-20.
 1975 PRELIMINARY ROUND Chicago won best-of-three series 2-1, Boston outscoring Chicago 15-12.
 1978 QUARTERFINALS Boston won best-of-seven series 4-0, outscoring Chicago 19-9.
 2013 STANLEY CUP FINAL Chicago won best-of-seven series 4-2, outscoring Boston 17-15.



BUFFALO SABRES

1975 QUARTERFINALS Buffalo won best-of-seven series 4-1, outscoring Chicago 20-10.
 1980 QUARTERFINALS Buffalo won best-of-seven series 4-0, outscoring Chicago 16-7.



PLAYOFF RESULTS VS. OPPONENT

CALGARY FLAMES

1981	PRELIMINARY ROUND	Calgary won best-of-five series 3-0, outscoring Chicago 15-9.
1989	CONFERENCE FINAL	Calgary won best-of-seven series 4-1, outscoring Chicago 15-8.
1996	WESTERN CONFERENCE QUARTERFINALS	Chicago won best-of-seven series 4-0, outscoring Calgary 16-7.
2009	WESTERN CONFERENCE QUARTERFINALS	Chicago won best-of-seven series 4-2, outscoring Calgary 21-16.



COLORADO AVALANCHE

1996	WESTERN CONFERENCE SEMIFINALS	Colorado won best-of-seven series 4-2, outscoring Chicago 21-14.
1997	WESTERN CONFERENCE QUARTERFINALS	Colorado won best-of-seven series 4-2, outscoring Chicago 28-14.



DALLAS (MINNESOTA) STARS

1982	DIVISION SEMIFINALS	Chicago won best-of-five series 3-1, with each team scoring 14 goals.
1983	DIVISION FINALS	Chicago won best-of-seven series 4-1, outscoring Minnesota 22-16.
1984	DIVISION SEMIFINALS	Minnesota won best-of-five series 3-2, outscoring Chicago 18-14.
1985	DIVISION FINALS	Chicago won best-of-seven series 4-2, outscoring Minnesota 33-29.
1990	DIVISION SEMIFINALS	Chicago won best-of-seven series 4-3, outscoring Minnesota 21-18.
1991	DIVISION SEMIFINALS	Minnesota won best-of-seven series 4-2, outscoring Chicago 23-16.



DETROIT RED WINGS

1934	STANLEY CUP FINAL	Chicago won best-of-five series 3-1, outscoring Detroit 9-7.
1941	SEMIFINALS	Detroit won best-of-three series 2-0, outscoring Chicago 5-2.
1944	SEMIFINALS	Chicago won best-of-seven series 4-1, outscoring Detroit 17-8.
1961	STANLEY CUP FINAL	Chicago won best-of-seven series 4-2, outscoring Detroit 19-12.
1963	SEMIFINALS	Detroit won best-of-seven series 4-2, outscoring Chicago 25-19.
1964	SEMIFINALS	Detroit won best-of-seven series 4-3, outscoring Chicago 24-18.
1965	SEMIFINALS	Chicago won best-of-seven series 4-3, outscoring Detroit 23-19.
1966	SEMIFINALS	Detroit won best-of-seven series 4-2, outscoring Chicago 22-10.
1970	QUARTERFINALS	Chicago won best-of-seven series 4-0, outscoring Detroit 16-8.
1985	DIVISION SEMIFINALS	Chicago won best-of-five series 3-0, outscoring Detroit 23-8.
1987	DIVISION SEMIFINALS	Detroit won best-of-seven series 4-0, outscoring Chicago 15-6.
1989	DIVISION SEMIFINALS	Chicago won best-of-seven series 4-2, outscoring Detroit 25-18.
1992	DIVISION FINALS	Chicago won best-of-seven series 4-0, outscoring Detroit 11-6.
1995	WESTERN CONFERENCE FINAL	Detroit won best-of-seven series 4-1, outscoring Chicago 13-12.
2009	WESTERN CONFERENCE FINAL	Detroit won best-of-seven series 4-1, outscoring Chicago 19-10.
2013	WESTERN CONFERENCE SEMIFINALS	Chicago won best-of-seven series 4-3, outscoring Detroit 16-15.



EDMONTON OILERS

1983	CONFERENCE FINALS	Edmonton won best-of-seven series 4-0, outscoring Chicago 25-11.
1985	CONFERENCE FINALS	Edmonton won best-of-seven series 4-2, outscoring Chicago 44-25.
1990	CONFERENCE FINALS	Edmonton won best-of-seven series 4-2, outscoring Chicago 25-20.
1992	CONFERENCE FINALS	Chicago won best-of-seven series 4-0, outscoring Edmonton 21-8.



LOS ANGELES KINGS

1974	QUARTERFINALS	Chicago won best-of-seven series 4-1, outscoring Los Angeles 10-7.
2013	WESTERN CONFERENCE FINAL	Chicago won best-of-seven series 4-1, outscoring Los Angeles 14-11.
2014	WESTERN CONFERENCE FINAL	Los Angeles won best-of-seven series 4-3, outscoring Chicago 28-23.



MINNESOTA WILD

2013	WESTERN CONFERENCE QUARTERFINALS	Chicago won best-of-seven series 4-1, outscoring Minnesota 17-7.
2014	WESTERN CONFERENCE SECOND ROUND	Chicago won best-of-seven series 4-2, outscoring Minnesota 15-13.
2015	WESTERN CONFERENCE SECOND ROUND	Chicago won best-of-seven series 4-0, outscoring Minnesota 23-7.



LEADERSHIP

PLAYERS

2010-19

OPPONENTS

TRADITION

RECORDS

PLAYOFFS

HISTORY

MINORS

MEDIA

PLAYOFF RESULTS VS. OPPONENT

MONTREAL CANADIENS



1930	QUARTERFINALS	Montreal won two-game, total-goals series 3-2.
1931	STANLEY CUP FINAL	Montreal won best-of-five series 3-2, outscoring Chicago 11-8.
1934	QUARTERFINALS	Chicago won two-game, total-goals series 4-3.
1938	QUARTERFINALS	Chicago won best-of-three series 2-1, outscoring Montreal 11-8.
1941	QUARTERFINALS	Chicago won best-of-three series 2-1, outscoring Montreal 8-7.
1944	STANLEY CUP FINAL	Montreal won best-of-seven series 4-0, outscoring Chicago 16-8.
1946	SEMIFINALS	Montreal won best-of-seven series 4-0, outscoring Chicago 26-7.
1953	SEMIFINALS	Montreal won best-of-seven series 4-3, outscoring Chicago 18-14.
1959	SEMIFINALS	Montreal won best-of-seven series 4-2, outscoring Chicago 21-16.
1960	SEMIFINALS	Montreal won best-of-seven series 4-0, outscoring Chicago 14-6.
1961	SEMIFINALS	Chicago won best-of-seven series 4-2, outscoring Montreal 16-15.
1962	SEMIFINALS	Chicago won best-of-seven series 4-2, outscoring Montreal 19-13.
1965	STANLEY CUP FINAL	Montreal won best-of-seven series 4-3, outscoring Chicago 18-12.
1968	SEMIFINALS	Montreal won best-of-seven series 4-1, outscoring Chicago 22-10.
1971	STANLEY CUP FINAL	Montreal won best-of-seven series 4-3, outscoring Chicago 20-18.
1973	STANLEY CUP FINAL	Montreal won best-of-seven series 4-2, outscoring Chicago 33-23.
1976	QUARTERFINALS	Montreal won best-of-seven series 4-0, outscoring Chicago 13-3.

NASHVILLE PREDATORS



2010	WESTERN CONFERENCE QUARTERFINALS	Chicago won best-of-seven series 4-2, outscoring Nashville 17-15.
2015	WESTERN CONFERENCE FIRST ROUND	Chicago won best-of-seven series 4-2, Nashville outscoring Chicago 21-19.
2017	WESTERN CONFERENCE FIRST ROUND	Nashville won best-of-seven series 4-0, outscoring Chicago 13-3.

NEW YORK ISLANDERS



1977	PRELIMINARY ROUND	NY Islanders won best-of-three series 2-0, outscoring Chicago 7-3.
1979	QUARTERFINALS	NY Islanders won best-of-seven series 4-0, outscoring Chicago 14-3.

NEW YORK RANGERS



1931	SEMIFINALS	Chicago won two-game, total-goals series 3-0.
1968	QUARTERFINALS	Chicago won best-of-seven series 4-2, outscoring NY Rangers 18-12.
1971	SEMIFINALS	Chicago won best-of-seven series 4-3, outscoring NY Rangers 21-14.
1972	SEMIFINALS	NY Rangers won best-of-seven series 4-0, outscoring Chicago 17-9.
1973	SEMIFINALS	Chicago won best-of-seven series 4-1, outscoring NY Rangers 15-11.

PHILADELPHIA FLYERS



1971	QUARTERFINALS	Chicago won best-of-seven series 4-0, outscoring Philadelphia 20-8.
2010	STANLEY CUP FINAL	Chicago won best-of-seven series 4-2, outscoring Philadelphia 25-22.

PITTSBURGH PENGUINS



1972	QUARTERFINALS	Chicago won best-of-seven series 4-0, outscoring Pittsburgh 14-8.
1992	STANLEY CUP FINAL	Pittsburgh won best-of-seven series 4-0, outscoring Chicago 15-10.

SAN JOSE SHARKS



2010	WESTERN CONFERENCE FINAL	Chicago won best-of-seven series 4-0, outscoring San Jose 13-7.
------	--------------------------	---

PLAYOFF RESULTS VS. OPPONENT

ST. LOUIS BLUES



1973	QUARTERFINALS	Chicago won best-of-seven series 4-1, outscoring St. Louis 22-9.
1980	PRELIMINARY ROUND	Chicago won best-of-five series 3-0, outscoring St. Louis 12-4.
1982	DIVISION FINALS	Chicago won best-of-seven series 4-2, outscoring St. Louis 23-19.
1983	DIVISION SEMIFINALS	Chicago won best-of-five series 3-1, outscoring St. Louis 16-10.
1988	DIVISION SEMIFINALS	St. Louis won best-of-seven series 4-1, outscoring Chicago 21-17.
1989	DIVISION FINALS	Chicago won best-of-seven series 4-1, outscoring St. Louis 19-12.
1990	DIVISION FINALS	Chicago won best-of-seven series 4-3, outscoring St. Louis 28-22.
1992	DIVISION SEMIFINALS	Chicago won best-of-seven series 4-2, outscoring St. Louis 23-19.
1993	DIVISION SEMIFINALS	St. Louis won best-of-seven series 4-0, outscoring Chicago 13-6.
2002	WESTERN CONFERENCE QUARTERFINALS	St. Louis won best-of-seven series 4-1, outscoring Chicago 13-5.
2014	WESTERN CONFERENCE FIRST ROUND	Chicago won best-of-seven series 4-2, outscoring St. Louis 20-14.
2016	WESTERN CONFERENCE FIRST ROUND	St. Louis won best-of-seven series 4-3, Chicago outscoring St. Louis 20-19.

TAMPA BAY LIGHTNING



2015	STANLEY CUP FINAL	Chicago won best-of-seven series 4-2, outscoring Tampa Bay 13-10.
------	-------------------	---

TORONTO MAPLE LEAFS



1931	QUARTERFINALS	Chicago won two-game, total-goals series 4-3.
1932	QUARTERFINALS	Toronto won two-game, total-goals series 6-2.
1938	STANLEY CUP FINAL	Chicago won best-of-five series 3-1, outscoring Toronto 10-8.
1940	QUARTERFINALS	Toronto won best-of-three series 2-0, outscoring Chicago 5-3.
1962	STANLEY CUP FINAL	Toronto won best-of-seven series 4-2, outscoring Chicago 18-15.
1967	SEMIFINALS	Toronto won best-of-seven series 4-2, outscoring Chicago 18-14.
1986	DIVISION SEMIFINALS	Toronto won best-of-five series 3-0, outscoring Chicago 18-9.
1994	WESTERN CONFERENCE QUARTERFINALS	Toronto won best-of-seven series 4-2, outscoring Chicago 15-10.
1995	WESTERN CONFERENCE QUARTERFINALS	Chicago won best-of-seven series 4-3, outscoring Toronto 22-20.

VANCOUVER CANUCKS



1982	CONFERENCE FINALS	Vancouver won best-of-seven series 4-1, outscoring Chicago 18-13.
1995	WESTERN CONFERENCE SEMIFINALS	Chicago won best-of-seven series 4-0, outscoring Vancouver 11-6.
2009	WESTERN CONFERENCE SEMIFINALS	Chicago won best-of-seven series 4-2, outscoring Vancouver 23-19.
2010	WESTERN CONFERENCE SEMIFINALS	Chicago won best-of-seven series 4-2, outscoring Vancouver 23-18.
2011	WESTERN CONFERENCE QUARTERFINALS	Vancouver won best-of-seven series 4-3, Chicago outscoring Vancouver 22-16.

DEFUNCT CLUBS

1934	SEMIFINALS	Chicago defeated Montreal Maroons in two-game, total-goals series 6-2.
1935	QUARTERFINALS	Montreal Maroons defeated Chicago in two-game, total-goals series 1-0.
1936	QUARTERFINALS	NY Americans defeated Chicago in two-game, total-goals series 7-5.
1938	SEMIFINALS	Chicago defeated NY Americans in best-of-three series 2-1, each team scoring five goals.

LEADERSHIP

PLAYERS

2010-19

OPPONENTS

TRADITION

RECORDS

PLAYOFFS

HISTORY

MINORS

MEDIA

YEAR-BY-YEAR RESULTS

1927 QUARTERFINALS

Boston won total-goals series 10-5

DATE	OPPONENT	SCORE	RESULT
03/29	BOSTON	1-6	L
03/31	@ Boston	4-4	T

1930 QUARTERFINALS

Montreal won total-goals series 3-2

DATE	OPPONENT	SCORE	RESULT
03/23	MONTREAL	0-1	L
03/26	@ Montreal	2-2*	T

1931 QUARTERFINALS

Chicago won total-goals series 4-3

DATE	OPPONENT	SCORE	RESULT
03/24	@ Toronto	2-2	T
03/26	TORONTO	2-1*	W

1931 SEMIFINALS

Chicago won total-goals series 3-0

DATE	OPPONENT	SCORE	RESULT
03/29	NY RANGERS	2-0	W
03/31	@ NY Rangers	1-0	W

1931 STANLEY CUP FINAL

Montreal won best-of-five series 3-2

DATE	OPPONENT	SCORE	RESULT
04/03	MONTREAL	1-2	L
04/05	MONTREAL	2-1*	W
04/09	@ Montreal	3-2*	W
04/11	@ Montreal	2-4	L
04/14	@ Montreal	0-2	L

1932 QUARTERFINALS

Toronto won total-goals series 6-2

DATE	OPPONENT	SCORE	RESULT
03/27	TORONTO	1-0	W
03/29	@ Toronto	1-6	L

1934 QUARTERFINALS

Chicago won total-goals series 4-3

DATE	OPPONENT	SCORE	RESULT
03/22	@ Montreal	3-2	W
03/25	MONTREAL	1-1*	T

1934 SEMIFINALS

Chicago won total-goals series 6-2

DATE	OPPONENT	SCORE	RESULT
03/28	@ Mtl Maroons	3-0	W
04/01	MTL MAROONS	3-2	W

1934 STANLEY CUP FINAL

Chicago won best-of-five series 3-1

DATE	OPPONENT	SCORE	RESULT
04/03	@ Detroit	2-1*	W
04/05	@ Detroit	4-1	W
04/08	DETROIT	2-5	L
04/10	DETROIT	1-0*	W

1935 QUARTERFINALS

Maroons won total-goals series 1-0

DATE	OPPONENT	SCORE	RESULT
03/23	@ Mtl Maroons	0-0	T
03/26	MTL MAROONS	0-1*	L

1936 QUARTERFINALS

Americans won total-goals series 7-5

DATE	OPPONENT	SCORE	RESULT
03/24	@ NY Americans	0-3	L
03/26	NY AMERICANS	5-4	W

1938 QUARTERFINALS

Chicago won best-of-three series 2-1

DATE	OPPONENT	SCORE	RESULT
03/22	@ Montreal	4-6	L
03/24	MONTREAL	4-0	W
03/26	@ Montreal	3-2*	W

1938 SEMIFINALS

Chicago won best-of-three series 2-1

DATE	OPPONENT	SCORE	RESULT
03/29	@ NY Americans	1-3	L
03/31	NY AMERICANS	1-0*	W
04/03	@ NY Americans	3-2	W

1938 STANLEY CUP FINAL

Chicago won best-of-five series 3-1

DATE	OPPONENT	SCORE	RESULT
04/05	@ Toronto	3-1	W
04/07	@ Toronto	1-5	L
04/10	TORONTO	2-1	W
04/12	TORONTO	4-1	W

1940 QUARTERFINALS

Toronto won best-of-three series 2-0

DATE	OPPONENT	SCORE	RESULT
03/19	@ Toronto	2-3*	L
03/21	TORONTO	1-2	L

1941 QUARTERFINALS

Chicago won best-of-three series 2-1

DATE	OPPONENT	SCORE	RESULT
03/20	MONTREAL	2-1	W
03/22	@ Montreal	3-4*	L
03/25	MONTREAL	3-2	W

1941 SEMIFINALS

Detroit won best-of-three series 2-0

DATE	OPPONENT	SCORE	RESULT
03/27	@ Detroit	1-3	L
03/30	DETROIT	1-2*	L

1942 QUARTERFINALS

Boston won best-of-three series 2-1

DATE	OPPONENT	SCORE	RESULT
03/22	BOSTON	1-2*	L
03/24	@ Boston	4-0	W
03/26	@ Boston	2-3	L

1944 SEMIFINALS

Chicago won best-of-seven series 4-1

DATE	OPPONENT	SCORE	RESULT
03/21	@ Detroit	2-1	W
03/23	@ Detroit	1-4	L
03/26	DETROIT	2-0	W
03/28	DETROIT	7-1	W
03/30	@ Detroit	5-2	W

1944 STANLEY CUP FINAL

Montreal won best-of-seven series 4-0

DATE	OPPONENT	SCORE	RESULT
04/04	@ Montreal	1-5	L
04/06	MONTREAL	1-3	L
04/09	MONTREAL	2-3	L
04/13	@ Montreal	4-5*	L

1946 SEMIFINALS

Montreal won best-of-seven series 4-0

DATE	OPPONENT	SCORE	RESULT
03/19	@ Montreal	2-6	L
03/21	@ Montreal	1-5	L
03/24	MONTREAL	2-8	L
03/26	MONTREAL	2-7	L

1953 SEMIFINALS

Montreal won best-of-seven series 4-3

DATE	OPPONENT	SCORE	RESULT
03/24	@ Montreal	1-3	L
03/26	@ Montreal	3-4	L
03/29	MONTREAL	2-1*	W
03/31	MONTREAL	3-1	W
04/02	@ Montreal	4-2	W
04/04	MONTREAL	0-3	L
04/07	@ Montreal	1-4	L

1959 SEMIFINALS

Montreal won best-of-seven series 4-2

DATE	OPPONENT	SCORE	RESULT
03/24	@ Montreal	2-4	L
03/26	@ Montreal	1-5	L
03/28	MONTREAL	4-2	W
03/31	MONTREAL	3-1	W
04/02	@ Montreal	2-4	L
04/04	MONTREAL	4-5	L

* Indicates overtime game.

YEAR-BY-YEAR RESULTS

1960 SEMIFINALS

Montreal won best-of-seven series 4-0

DATE	OPPONENT	SCORE	RESULT
03/24	@ Montreal	3-4	L
03/26	@ Montreal	3-4*	L
03/29	MONTREAL	0-4	L
03/31	MONTREAL	0-2	L

1961 SEMIFINALS

Chicago won best-of-seven series 4-2

DATE	OPPONENT	SCORE	RESULT
03/21	@ Montreal	2-6	L
03/23	@ Montreal	4-3	W
03/26	MONTREAL	2-1*	W
03/28	MONTREAL	2-5	L
04/01	@ Montreal	3-0	W
04/04	MONTREAL	3-0	W

1961 STANLEY CUP FINAL

Chicago won best-of-seven series 4-2

DATE	OPPONENT	SCORE	RESULT
04/06	DETROIT	3-2	W
04/08	@ Detroit	1-3	L
04/10	DETROIT	3-1	W
04/12	@ Detroit	1-2	L
04/14	DETROIT	6-3	W
04/16	@ Detroit	5-1	W

1962 SEMIFINALS

Chicago won best-of-seven series 4-2

DATE	OPPONENT	SCORE	RESULT
03/27	@ Montreal	1-2	L
03/29	@ Montreal	3-4	L
04/01	MONTREAL	4-1	W
04/03	MONTREAL	5-3	W
04/05	@ Montreal	4-3	W
04/08	MONTREAL	2-0	W

1962 STANLEY CUP FINAL

Toronto won best-of-seven series 4-2

DATE	OPPONENT	SCORE	RESULT
04/10	@ Toronto	1-4	L
04/12	@ Toronto	2-3	L
04/15	TORONTO	3-0	W
04/17	TORONTO	4-1	W
04/19	@ Toronto	4-8	L
04/22	TORONTO	1-2	L

1963 SEMIFINALS

Detroit won best-of-seven series 4-2

DATE	OPPONENT	SCORE	RESULT
03/26	DETROIT	5-4	W
03/28	DETROIT	5-2	W
03/31	@ Detroit	2-4	L
04/02	@ Detroit	1-4	L
04/04	DETROIT	2-4	L
04/07	@ Detroit	4-7	L

1964 SEMIFINALS

Detroit won best-of-seven series 4-3

DATE	OPPONENT	SCORE	RESULT
03/26	DETROIT	4-1	W
03/29	DETROIT	4-5	L
03/31	@ Detroit	0-3	L
04/02	@ Detroit	3-2*	W
04/05	DETROIT	3-2	W
04/07	@ Detroit	2-7	L
04/09	DETROIT	2-4	L

1965 SEMIFINALS

Chicago won best-of-seven series 4-3

DATE	OPPONENT	SCORE	RESULT
04/01	@ Detroit	3-4	L
04/04	@ Detroit	3-6	L
04/06	DETROIT	5-2	W
04/08	DETROIT	2-1	W
04/11	@ Detroit	2-4	L
04/13	DETROIT	4-0	W
04/15	@ Detroit	4-2	W

1965 STANLEY CUP FINAL

Montreal won best-of-seven series 4-3

DATE	OPPONENT	SCORE	RESULT
04/17	@ Montreal	2-3	L
04/20	@ Montreal	0-2	L
04/22	MONTREAL	3-1	W
04/25	MONTREAL	5-1	W
04/27	@ Montreal	0-6	L
04/29	MONTREAL	2-1	W
05/01	@ Montreal	0-4	L

1966 SEMIFINALS

Detroit won best-of-seven series 4-2

DATE	OPPONENT	SCORE	RESULT
04/07	DETROIT	2-1	W
04/10	DETROIT	0-7	L
04/12	@ Detroit	2-1	W
04/14	@ Detroit	1-5	L
04/17	DETROIT	3-5	L
04/19	@ Detroit	2-3	L

1967 SEMIFINALS

Toronto won best-of-seven series 4-2

DATE	OPPONENT	SCORE	RESULT
04/06	TORONTO	5-2	W
04/09	TORONTO	1-3	L
04/11	@ Toronto	1-3	L
04/13	@ Toronto	4-3	W
04/15	TORONTO	2-4	L
04/18	@ Toronto	1-3	L

1968 QUARTERFINALS

Chicago won best-of-seven series 4-2

DATE	OPPONENT	SCORE	RESULT
04/04	@ NY Rangers	1-3	L
04/09	@ NY Rangers	1-2	L
04/11	NY RANGERS	7-4	W
04/13	NY RANGERS	3-1	W
04/14	@ NY Rangers	2-1	W
04/16	NY RANGERS	4-1	W

1968 SEMIFINALS

Montreal won best-of-seven series 4-1

DATE	OPPONENT	SCORE	RESULT
04/18	@ Montreal	2-9	L
04/20	@ Montreal	1-4	L
04/23	MONTREAL	2-4	L
04/25	MONTREAL	2-1	W
04/28	@ Montreal	3-4*	L

1970 QUARTERFINALS

Chicago won best-of-seven series 4-0

DATE	OPPONENT	SCORE	RESULT
04/08	DETROIT	4-2	W
04/09	DETROIT	4-2	W
04/11	@ Detroit	4-2	W
04/12	@ Detroit	4-2	W

1970 SEMIFINALS

Boston won best-of-seven series 4-0

DATE	OPPONENT	SCORE	RESULT
04/19	BOSTON	3-6	L
04/21	BOSTON	1-4	L
04/23	@ Boston	2-5	L
04/26	@ Boston	4-5	L

1971 QUARTERFINALS

Chicago won best-of-seven series 4-0

DATE	OPPONENT	SCORE	RESULT
04/07	PHILADELPHIA	5-2	W
04/08	PHILADELPHIA	6-2	W
04/10	@ Philadelphia	3-2	W
04/11	@ Philadelphia	6-2	W

1971 SEMIFINALS

Chicago won best-of-seven series 4-3

DATE	OPPONENT	SCORE	RESULT
04/18	NY RANGERS	1-2*	L
04/20	NY RANGERS	3-0	W
04/22	@ NY Rangers	1-4	L
04/25	@ NY Rangers	7-1	W
04/27	NY RANGERS	3-2*	W
04/29	@ NY Rangers	2-3*	L
05/02	NY RANGERS	4-2	W

1971 STANLEY CUP FINAL

Montreal won best-of-seven series 4-3

DATE	OPPONENT	SCORE	RESULT
05/04	MONTREAL	2-1*	W
05/06	MONTREAL	5-3	W
05/09	@ Montreal	2-4	L
05/11	@ Montreal	2-5	L
05/13	MONTREAL	2-0	W
05/16	@ Montreal	3-4	L
05/18	MONTREAL	2-3	L

* Indicates overtime game.

LEADERSHIP

PLAYERS

2010-19

OPPONENTS

TRADITION

RECORDS

PLAYOFFS

HISTORY

MINORS

MEDIA

YEAR-BY-YEAR RESULTS

LEADERSHIP
PLAYERS
2019-19
OPPONENTS
TRADITION
RECORDS
PLAYOFFS
HISTORY
MINORS
MEDIA

1972 QUARTERFINALS

Chicago won best-of-seven series 4-0

DATE	OPPONENT	SCORE	RESULT
04/05	PITTSBURGH	3-1	W
04/06	PITTSBURGH	3-2	W
04/08	@ Pittsburgh	2-0	W
04/09	@ Pittsburgh	6-5*	W

1972 SEMIFINALS

NY Rangers won best-of-seven series 4-0

DATE	OPPONENT	SCORE	RESULT
04/16	NY RANGERS	2-3	L
04/18	NY RANGERS	3-5	L
04/20	@ NY Rangers	2-3	L
04/23	@ NY Rangers	2-6	L

1973 QUARTERFINALS

Chicago won best-of-seven series 4-1

DATE	OPPONENT	SCORE	RESULT
04/04	ST. LOUIS	7-1	W
04/05	ST. LOUIS	1-0	W
04/07	@ St. Louis	5-2	W
04/08	@ St. Louis	3-5	L
04/10	ST. LOUIS	6-1	W

1973 SEMIFINALS

Chicago won best-of-seven series 4-1

DATE	OPPONENT	SCORE	RESULT
04/12	NY RANGERS	1-4	L
04/15	NY RANGERS	5-4	W
04/17	@ NY Rangers	2-1	W
04/19	@ NY Rangers	3-1	W
04/24	NY RANGERS	4-1	W

1973 STANLEY CUP FINAL

Montreal won best-of-seven series 4-2

DATE	OPPONENT	SCORE	RESULT
04/29	@ Montreal	3-8	L
05/01	@ Montreal	1-4	L
05/03	MONTREAL	7-4	W
05/06	MONTREAL	0-4	L
05/08	@ Montreal	8-7	W
05/10	MONTREAL	4-6	L

1974 QUARTERFINALS

Chicago won best-of-seven series 4-1

DATE	OPPONENT	SCORE	RESULT
04/10	LOS ANGELES	3-1	W
04/11	LOS ANGELES	4-1	W
04/13	@ Los Angeles	1-0	W
04/14	@ Los Angeles	1-5	L
04/16	LOS ANGELES	1-0	W

1974 SEMIFINALS

Boston won best-of-seven series 4-2

DATE	OPPONENT	SCORE	RESULT
04/18	@ Boston	4-2	W
04/21	@ Boston	6-8	L
04/23	BOSTON	4-3*	W
04/25	BOSTON	2-5	L
04/28	@ Boston	2-6	L
04/30	BOSTON	2-4	L

1975 PRELIMINARY ROUND

Chicago won best-of-three series 2-1

DATE	OPPONENT	SCORE	RESULT
04/08	@ Boston	2-8	L
04/10	BOSTON	4-3*	W
04/11	@ Boston	6-4	W

1975 QUARTERFINALS

Buffalo won best-of-seven series 4-1

DATE	OPPONENT	SCORE	RESULT
04/13	@ Buffalo	1-4	L
04/15	@ Buffalo	1-3	L
04/17	BUFFALO	5-4*	W
04/20	BUFFALO	2-6	L
04/22	@ Buffalo	1-3	L

1976 QUARTERFINALS

Montreal won best-of-seven series 4-0

DATE	OPPONENT	SCORE	RESULT
04/11	@ Montreal	0-4	L
04/13	@ Montreal	1-3	L
04/15	MONTREAL	1-2	L
04/18	MONTREAL	1-4	L

1977 PRELIMINARY ROUND

NY Islanders won best-of-three series 2-0

DATE	OPPONENT	SCORE	RESULT
04/05	@ NY Islanders	2-5	L
04/07	@ NY Islanders	1-2	L

1978 QUARTERFINALS

Boston won best-of-seven series 4-0

DATE	OPPONENT	SCORE	RESULT
04/17	@ Boston	1-6	L
04/19	@ Boston	3-4*	L
04/21	BOSTON	3-4*	L
04/23	BOSTON	2-5	L

1979 QUARTERFINALS

NY Islanders won best-of-seven series 4-0

DATE	OPPONENT	SCORE	RESULT
04/16	@ NY Islanders	2-6	L
04/18	@ NY Islanders	0-1*	L
04/20	NY ISLANDERS	0-4	L
04/22	NY ISLANDERS	1-3	L

1980 PRELIMINARY ROUND

Chicago won best-of-five series 3-0

DATE	OPPONENT	SCORE	RESULT
04/08	ST. LOUIS	3-2*	W
04/09	ST. LOUIS	5-1	W
04/11	@ St. Louis	4-1	W

1980 QUARTERFINALS

Buffalo won best-of-seven series 4-0

DATE	OPPONENT	SCORE	RESULT
04/16	@ Buffalo	0-5	L
04/17	@ Buffalo	4-6	L
04/19	BUFFALO	1-2	L
04/20	BUFFALO	2-3	L

1981 PRELIMINARY ROUND

Calgary won best-of-five series 3-0

DATE	OPPONENT	SCORE	RESULT
04/08	@ Calgary	3-4	L
04/09	@ Calgary	2-6	L
04/11	CALGARY	4-5*	L

1982 DIVISION SEMIFINALS

Chicago won best-of-five series 3-1

DATE	OPPONENT	SCORE	RESULT
04/07	@ Minnesota	3-2*	W
04/08	@ Minnesota	5-3	W
04/10	MINNESOTA	1-7	L
04/11	MINNESOTA	5-2	W

1982 DIVISION FINALS

Chicago won best-of-seven series 4-2

DATE	OPPONENT	SCORE	RESULT
04/15	@ St. Louis	5-4	W
04/16	@ St. Louis	1-3	L
04/18	ST. LOUIS	6-5	W
04/19	ST. LOUIS	7-4	W
04/21	@ St. Louis	2-3*	L
04/23	ST. LOUIS	2-0	W

1982 CONFERENCE FINALS

Vancouver won best-of-seven series 4-1

DATE	OPPONENT	SCORE	RESULT
04/27	VANCOUVER	1-2*	L
04/29	VANCOUVER	4-1	W
05/01	@ Vancouver	3-4	L
05/04	@ Vancouver	3-5	L
05/06	VANCOUVER	2-6	L

1983 DIVISION SEMIFINALS

Chicago won best-of-five series 3-1

GAME	OPPONENT	SCORE	RESULT
04/06	ST. LOUIS	2-4	L
04/07	ST. LOUIS	7-2	W
04/09	@ St. Louis	2-1	W
04/10	@ St. Louis	5-3	W

* Indicates overtime game.

YEAR-BY-YEAR RESULTS

1983 DIVISION FINALS

Chicago won best-of-seven series 4-1

DATE	OPPONENT	SCORE	RESULT
04/14	MINNESOTA	5-2	W
04/15	MINNESOTA	7-4	W
04/17	@ Minnesota	1-5	L
04/18	@ Minnesota	4-3*	W
04/20	MINNESOTA	5-2	W

1983 CONFERENCE FINALS

Edmonton won best-of-seven series 4-0

DATE	OPPONENT	SCORE	RESULT
04/24	@ Edmonton	4-8	L
04/26	@ Edmonton	2-8	L
05/01	EDMONTON	2-3	L
05/03	EDMONTON	3-6	L

1984 DIVISION SEMIFINALS

Minnesota won best-of-five series 3-2

DATE	OPPONENT	SCORE	RESULT
04/04	@ Minnesota	3-1	W
04/05	@ Minnesota	5-6	L
04/07	MINNESOTA	1-4	L
04/08	MINNESOTA	4-3	W
04/10	@ Minnesota	1-4	L

1985 DIVISION SEMIFINALS

Chicago won best-of-five series 3-0

DATE	OPPONENT	SCORE	RESULT
04/10	DETROIT	9-5	W
04/11	DETROIT	6-1	W
04/13	@ Detroit	8-2	W

1985 DIVISION FINALS

Chicago won best-of-seven series 4-2

DATE	OPPONENT	SCORE	RESULT
04/18	MINNESOTA	5-8	L
04/21	MINNESOTA	6-2	W
04/23	@ Minnesota	5-3	W
04/25	@ Minnesota	7-6*	W
04/28	MINNESOTA	4-5*	L
04/30	@ Minnesota	6-5*	W

1985 CONFERENCE FINALS

Edmonton won best-of-seven series 4-2

DATE	OPPONENT	SCORE	RESULT
05/04	@ Edmonton	2-11	L
05/07	@ Edmonton	3-7	L
05/09	EDMONTON	5-2	W
05/12	EDMONTON	8-6	W
05/14	@ Edmonton	5-10	L
05/16	EDMONTON	2-8	L

1986 DIVISION SEMIFINALS

Toronto won best-of-five series 3-0

DATE	OPPONENT	SCORE	RESULT
04/09	TORONTO	3-5	L
04/10	TORONTO	4-6	L
04/12	@ Toronto	2-7	L

1987 DIVISION SEMIFINALS

Detroit won best-of-seven series 4-0

DATE	OPPONENT	SCORE	RESULT
04/08	@ Detroit	1-3	L
04/09	@ Detroit	1-5	L
04/11	DETROIT	3-4*	L
04/12	DETROIT	1-3	L

1988 DIVISION SEMIFINALS

St. Louis won best-of-seven series 4-1

DATE	OPPONENT	SCORE	RESULT
04/06	@ St. Louis	1-4	L
04/07	@ St. Louis	2-3	L
04/09	ST. LOUIS	6-3	W
04/10	ST. LOUIS	5-6	L
04/12	@ St. Louis	3-5	L

1989 DIVISION SEMIFINALS

Chicago won best-of-seven series 4-2

DATE	OPPONENT	SCORE	RESULT
04/05	@ Detroit	2-3	L
04/06	@ Detroit	5-4*	W
04/08	DETROIT	4-2	W
04/09	DETROIT	3-2	W
04/11	@ Detroit	4-6	L
04/13	DETROIT	7-1	W

1989 DIVISION FINALS

Chicago won best-of-seven series 4-1

DATE	OPPONENT	SCORE	RESULT
04/18	@ St. Louis	3-1	W
04/20	@ St. Louis	4-5*	L
04/22	ST. LOUIS	5-2	W
04/24	ST. LOUIS	3-2	W
04/26	@ St. Louis	4-2	W

1989 CONFERENCE FINALS

Calgary won best-of-seven series 4-1

DATE	OPPONENT	SCORE	RESULT
05/02	@ Calgary	0-3	L
05/04	@ Calgary	4-2	W
05/06	CALGARY	2-5	L
05/08	CALGARY	1-2*	L
05/10	@ Calgary	1-3	L

1990 DIVISION SEMIFINALS

Chicago won best-of-seven series 4-3

DATE	OPPONENT	SCORE	RESULT
04/04	MINNESOTA	1-2	L
04/06	MINNESOTA	5-3	W
04/08	@ Minnesota	2-1	W
04/10	@ Minnesota	0-4	L
04/12	MINNESOTA	5-1	W
04/14	@ Minnesota	3-5	L
04/16	MINNESOTA	5-2	W

1990 DIVISION FINALS

Chicago won best-of-seven series 4-3

DATE	OPPONENT	SCORE	RESULT
04/18	ST. LOUIS	3-4	L
04/20	ST. LOUIS	5-3	W
04/22	@ St. Louis	4-5	L
04/24	@ St. Louis	3-2	W
04/26	ST. LOUIS	3-2	W
04/28	@ St. Louis	2-4	L
04/30	ST. LOUIS	8-2	W

1990 CONFERENCE FINALS

Edmonton won best-of-seven series 4-2

DATE	OPPONENT	SCORE	RESULT
05/02	@ Edmonton	2-5	L
05/04	@ Edmonton	4-3	W
05/06	EDMONTON	5-1	W
05/08	EDMONTON	2-4	L
05/10	@ Edmonton	3-4	L
05/12	EDMONTON	4-8	L

1991 DIVISION SEMIFINALS

Minnesota won best-of-seven series 4-2

DATE	OPPONENT	SCORE	RESULT
04/04	MINNESOTA	3-4*	L
04/06	MINNESOTA	5-2	W
04/08	@ Minnesota	6-5	W
04/10	@ Minnesota	1-3	L
04/12	MINNESOTA	0-6	L
04/14	@ Minnesota	1-3	L

1992 DIVISION SEMIFINALS

Chicago won best-of-seven series 4-2

DATE	OPPONENT	SCORE	RESULT
04/18	ST. LOUIS	3-1	W
04/20	ST. LOUIS	3-5	L
04/22	@ St. Louis	4-5*	L
04/24	@ St. Louis	5-3	W
04/26	ST. LOUIS	6-4	W
04/28	@ St. Louis	2-1	W

* Indicates overtime game.

YEAR-BY-YEAR RESULTS

1992 DIVISION FINALS

Chicago won best-of-seven series 4-0

DATE	OPPONENT	SCORE	RESULT
05/02	@ Detroit	2-1	W
05/04	@ Detroit	3-1	W
05/06	DETROIT	5-4	W
05/08	DETROIT	1-0	W

1992 CONFERENCE FINALS

Chicago won best-of-seven series 4-0

DATE	OPPONENT	SCORE	RESULT
05/16	EDMONTON	8-2	W
05/18	EDMONTON	4-2	W
05/20	@ Edmonton	4-3*	W
05/22	@ Edmonton	5-1	W

1992 STANLEY CUP FINAL

Pittsburgh won best-of-seven series 4-0

DATE	OPPONENT	SCORE	RESULT
05/26	@ Pittsburgh	4-5	L
05/28	@ Pittsburgh	1-3	L
05/30	PITTSBURGH	0-1	L
06/01	PITTSBURGH	5-6	L

1993 DIVISION SEMIFINALS

St. Louis won best-of-seven series 4-0

DATE	OPPONENT	SCORE	RESULT
04/18	ST. LOUIS	3-4	L
04/21	ST. LOUIS	0-2	L
04/23	@ St. Louis	0-3	L
04/25	@ St. Louis	3-4*	L

1994 CONFERENCE QUARTERFINALS

Toronto won best-of-seven series 4-2

DATE	OPPONENT	SCORE	RESULT
04/18	@ Toronto	1-5	L
04/20	@ Toronto	0-1*	L
04/23	TORONTO	5-4	W
04/24	TORONTO	4-3*	W
04/26	@ Toronto	0-1	L
04/28	TORONTO	0-1	L

1995 CONFERENCE QUARTERFINALS

Chicago won best-of-seven series 4-3

DATE	OPPONENT	SCORE	Result
05/07	TORONTO	3-5	L
05/09	TORONTO	0-3	L
05/11	@ Toronto	3-2	W
05/13	@ Toronto	3-1	W
05/15	TORONTO	4-2	W
05/17	@ Toronto	4-5*	L
05/19	TORONTO	5-2	W

1995 CONFERENCE SEMIFINALS

Chicago won best-of-seven series 4-0

DATE	OPPONENT	SCORE	RESULT
05/21	VANCOUVER	2-1*	W
05/23	VANCOUVER	2-0	W
05/25	@ Vancouver	3-2*	W
05/27	@ Vancouver	4-3*	W

1995 CONFERENCE FINALS

Detroit won best-of-seven series 4-1

DATE	OPPONENT	SCORE	RESULT
06/01	@ Detroit	1-2*	L
06/04	@ Detroit	2-3	L
06/06	DETROIT	3-4*	L
06/08	DETROIT	5-2	W
06/11	@ Detroit	1-2*	L

1996 CONFERENCE QUARTERFINALS

Chicago won best-of-seven series 4-0

DATE	OPPONENT	SCORE	RESULT
04/17	CALGARY	4-1	W
04/19	CALGARY	3-0	W
04/21	@ Calgary	7-5	W
04/23	@ Calgary	2-1*	W

1996 CONFERENCE SEMIFINALS

Colorado won best-of-seven series 4-2

DATE	OPPONENT	SCORE	RESULT
05/02	@ Colorado	3-2*	W
05/04	@ Colorado	1-5	L
05/06	COLORADO	4-3*	W
05/08	COLORADO	2-3*	L
05/11	@ Colorado	1-4	L
05/13	COLORADO	3-4*	L

1997 CONFERENCE QUARTERFINALS

Colorado won best-of-seven series 4-2

DATE	OPPONENT	SCORE	RESULT
04/16	@ Colorado	0-6	L
04/18	@ Colorado	1-3	L
04/20	COLORADO	4-3*	W
04/22	COLORADO	6-3	W
04/24	@ Colorado	0-7	L
04/26	COLORADO	3-6	L

2002 CONFERENCE QUARTERFINALS

St. Louis won best-of-seven series 4-1

DATE	OPPONENT	SCORE	RESULT
04/18	@ St. Louis	2-1	W
04/20	@ St. Louis	0-2	L
04/21	ST. LOUIS	0-4	L
04/23	ST. LOUIS	0-1	L
04/25	@ St. Louis	3-5	L

2009 CONFERENCE QUARTERFINALS

Chicago won best-of-seven series 4-2

DATE	OPPONENT	SCORE	RESULT
04/16	CALGARY	3-2*	W
04/18	CALGARY	3-2	W
04/20	@ Calgary	2-4	L
04/22	@ Calgary	4-6	L
04/25	CALGARY	5-1	W
04/27	@ Calgary	4-1	W

2009 CONFERENCE SEMIFINALS

Chicago won best-of-seven series 4-2

DATE	OPPONENT	SCORE	RESULT
04/30	@ Vancouver	3-5	L
05/02	@ Vancouver	6-3	W
05/05	VANCOUVER	1-3	L
05/07	VANCOUVER	2-1*	W
05/09	@ Vancouver	4-2	W
05/11	VANCOUVER	7-5	W

2009 CONFERENCE FINALS

Detroit won best-of-seven series 4-1

DATE	OPPONENT	SCORE	RESULT
05/17	@ Detroit	2-5	L
05/19	@ Detroit	2-3*	L
05/22	DETROIT	4-3*	W
05/24	DETROIT	1-6	L
05/27	@ Detroit	1-2*	L

2010 CONFERENCE QUARTERFINALS

Chicago won best-of-seven series 4-2

DATE	OPPONENT	SCORE	RESULT
04/16	NASHVILLE	1-4	L
04/18	NASHVILLE	2-0	W
04/20	@ Nashville	1-4	L
04/22	@ Nashville	3-0	W
04/24	NASHVILLE	5-4*	W
04/26	@ Nashville	5-3	W

2010 CONFERENCE SEMIFINALS

Chicago won best-of-seven series 4-2

DATE	OPPONENT	SCORE	RESULT
05/01	VANCOUVER	1-5	L
05/03	VANCOUVER	4-2	W
05/05	@ Vancouver	5-2	W
05/07	@ Vancouver	7-4	W
05/09	VANCOUVER	1-4	L
05/11	@ Vancouver	5-1	W

2010 CONFERENCE FINALS

Chicago won best-of-seven series 4-0

DATE	OPPONENT	SCORE	RESULT
05/16	@ San Jose	2-1	W
05/18	@ San Jose	4-2	W
05/21	SAN JOSE	3-2*	W
05/23	SAN JOSE	4-2	W

* Indicates overtime game.

YEAR-BY-YEAR RESULTS

2010 STANLEY CUP FINAL

Chicago won best-of-seven series 4-2

DATE	OPPONENT	SCORE	RESULT
05/29	PHILADELPHIA	6-5	W
05/31	PHILADELPHIA	2-1	W
06/02	@ Philadelphia	3-4*	L
06/04	@ Philadelphia	3-5	L
06/06	PHILADELPHIA	7-4	W
06/09	@ Philadelphia	4-3*	W

2011 CONFERENCE QUARTERFINALS

Vancouver won best-of-seven series 4-3

DATE	OPPONENT	SCORE	RESULT
04/13	@ Vancouver	0-2	L
04/15	@ Vancouver	3-4	L
04/17	VANCOUVER	2-3	L
04/19	VANCOUVER	7-2	W
04/21	@ Vancouver	5-0	W
04/24	VANCOUVER	4-3*	W
04/26	@ Vancouver	1-2*	L

2012 CONFERENCE QUARTERFINALS

Arizona won best-of-seven series 4-2

DATE	OPPONENT	SCORE	RESULT
04/12	@ Arizona	2-3*	L
04/14	@ Arizona	4-3*	W
04/17	ARIZONA	2-3*	L
04/19	ARIZONA	2-3*	L
04/21	@ Arizona	2-1*	W
04/23	ARIZONA	0-4	L

2013 CONFERENCE QUARTERFINALS

Chicago won best-of-seven series 4-1

DATE	OPPONENT	SCORE	RESULT
04/30	MINNESOTA	2-1*	W
05/03	MINNESOTA	5-2	W
05/05	@ Minnesota	2-3*	L
05/07	@ Minnesota	3-0	W
05/09	MINNESOTA	5-1	W

2013 CONFERENCE SEMIFINALS

Chicago won best-of-seven series 4-3

DATE	OPPONENT	SCORE	RESULT
05/15	DETROIT	4-1	W
05/18	DETROIT	1-4	L
05/20	@ Detroit	1-3	L
05/23	@ Detroit	0-2	L
05/25	DETROIT	4-1	W
05/27	@ Detroit	4-3	W
05/29	DETROIT	2-1*	W

2013 CONFERENCE FINALS

Chicago won best-of-seven series 4-1

DATE	OPPONENT	SCORE	RESULT
06/01	LOS ANGELES	2-1	W
06/02	LOS ANGELES	4-2	W
06/04	@ Los Angeles	1-3	L
06/06	@ Los Angeles	3-2	W
06/08	LOS ANGELES	4-3*	W

2013 STANLEY CUP FINAL

Chicago won best-of-seven series 4-2

DATE	OPPONENT	SCORE	RESULT
06/12	BOSTON	4-3*	W
06/15	BOSTON	1-2*	L
06/17	@ Boston	0-2	L
06/19	@ Boston	6-5*	W
06/22	BOSTON	3-1	W
06/24	@ Boston	3-2	W

2014 FIRST ROUND

Chicago won best-of-seven series 4-2

DATE	OPPONENT	SCORE	RESULT
04/17	@ St. Louis	3-4*	L
04/19	@ St. Louis	3-4*	L
04/21	ST. LOUIS	2-0	W
04/23	ST. LOUIS	4-3*	W
04/25	@ St. Louis	3-2*	W
04/27	ST. LOUIS	5-1	W

2014 SECOND ROUND

Chicago won best-of-seven series 4-2

DATE	OPPONENT	SCORE	RESULT
05/02	MINNESOTA	5-2	W
05/04	MINNESOTA	4-1	W
05/06	@ Minnesota	0-4	L
05/09	@ Minnesota	2-4	L
05/11	MINNESOTA	2-1	W
05/13	@ Minnesota	2-1*	W

2014 CONFERENCE FINALS

Los Angeles won best-of-seven series 4-3

DATE	OPPONENT	SCORE	RESULT
05/18	LOS ANGELES	3-1	W
05/21	LOS ANGELES	2-6	L
05/24	@ Los Angeles	3-4	L
05/26	@ Los Angeles	2-5	L
05/28	LOS ANGELES	5-4*	W
05/30	@ Los Angeles	4-3	W
06/01	LOS ANGELES	4-5*	L

2015 FIRST ROUND

Chicago won best-of-seven series 4-2

DATE	OPPONENT	SCORE	RESULT
04/15	@ Nashville	4-3*	W
04/17	@ Nashville	2-6	L
04/19	NASHVILLE	4-2	W
04/21	NASHVILLE	3-2*	W
04/23	@ Nashville	2-5	L
04/25	NASHVILLE	4-3	W

2015 SECOND ROUND

Chicago won best-of-seven series 4-0

DATE	OPPONENT	SCORE	RESULT
05/01	MINNESOTA	4-3	W
05/03	MINNESOTA	4-1	W
05/05	@ Minnesota	1-0	W
05/07	@ Minnesota	4-3	W

2015 CONFERENCE FINALS

Chicago won best-of-seven series 4-3

DATE	OPPONENT	SCORE	RESULT
05/17	@ Anaheim	1-4	L
05/19	@ Anaheim	3-2*	W
05/21	ANAHEIM	1-2	L
05/23	ANAHEIM	5-4*	W
05/25	@ Anaheim	4-5*	L
05/27	ANAHEIM	5-2	W
06/30	@ Anaheim	5-3	W

2015 STANLEY CUP FINAL

Chicago won best-of-seven series 4-2

DATE	OPPONENT	SCORE	RESULT
06/03	@ Tampa Bay	2-1	W
06/06	@ Tampa Bay	3-4	L
06/08	TAMPA BAY	2-3	L
06/10	TAMPA BAY	2-1	W
06/13	@ Tampa Bay	2-1	W
06/15	TAMPA BAY	2-0	W

2016 FIRST ROUND

St. Louis won best-of-seven series 4-3

DATE	OPPONENT	SCORE	RESULT
04/13	@ St. Louis	0-1*	L
04/15	@ St. Louis	3-2	W
04/17	ST. LOUIS	2-3	L
04/19	ST. LOUIS	3-4	L
04/21	@ St. Louis	4-3*	W
04/23	ST. LOUIS	6-3	W
04/25	@ St. Louis	2-3	L

2017 FIRST ROUND

Nashville won best-of-seven series 4-0

DATE	OPPONENT	SCORE	RESULT
04/13	NASHVILLE	0-1	L
04/15	NASHVILLE	0-5	L
04/17	@ Nashville	2-3*	L
04/20	@ Nashville	1-4	L

* Indicates overtime game.

CAREER PLAYOFF LEADERS

GAMES PLAYED

RANK	NAME	PLAYOFF GAMES
1	STAN MIKITA	155
2	DENIS SAVARD	131
3	JONATHAN TOEWS	128
	NIKLAS HJALMARSSON	128
5	PATRICK KANE	127
6	DUNCAN KEITH	126
7	BRENT SEABROOK	123
8	PATRICK SHARP	117
	BOBBY HULL	116
10	ERIC NESTERENKO	115
11	CHICO MAKI	113
	BOB MURRAY	112
13	STEVE LARMER	107
	MARIAN HOSSA	107
15	KEITH BROWN	103
16	TONY ESPOSITO	99
	DOUG JARRETT	99
18	DENNIS HULL	97
19	DOUG WILSON	95
20	MARCUS KRUGER	87
21	TROY MURRAY	86
22	CLIFF KOROLL	85
23	PIERRE PILOTE	82
	JEREMY ROENICK	82
25	PIT MARTIN	80
	KEN WHARRAM	80
27	BRYAN BICKELL	75
	DIRK GRAHAM	75
	JOHNNY ODUYA	75

ASSISTS

RANK	NAME	PLAYOFF ASSISTS
1	STAN MIKITA	91
2	DENIS SAVARD	84
3	PATRICK KANE	73
4	JONATHAN TOEWS	70
5	BOBBY HULL	67
6	STEVE LARMER	66
7	DUNCAN KEITH	63
8	DOUG WILSON	61
9	MARIAN HOSSA	52
	PIERRE PILOTE	52
11	JEREMY ROENICK	42
12	BRENT SEABROOK	39
	PAT STAPLETON	39
14	PATRICK SHARP	38
15	BOB MURRAY	37
16	CHRIS CHELIOS	36
	CHICO MAKI	36
18	DENNIS HULL	34
19	TOM LYSIAK	33
20	KEITH BROWN	32
21	CLIFF KOROLL	29
22	AL SECORD	27
	KEN WHARRAM	27
24	NIKLAS HJALMARSSON	26
	DAVE BOLLAND	26
	JIM PAPPIN	26
27	BILL WHITE	25
	PIT MARTIN	25
	TROY MURRAY	25
	DIRK GRAHAM	22
30	ERIC NESTERENKO	22
32	BILL HAY	21
33	BRYAN BICKELL	19
34	ANDREW SHAW	19
	BRANDON SAAD	19
	KRIS VERSTEEG	19
	DARRYL SUTTER	19
38	JOHNNY ODUYA	18
	BERNIE NICHOLLS	18
	RICHARD PRESTON	18

CURRENT PLAYERS IN **BOLD RED**.

LEADERSHIP

PLAYERS

2018-19

OPPONENTS

TRADITION

RECORDS

PLAYOFFS

HISTORY

MINORS

MEDIA

CAREER PLAYOFF LEADERS

GOALS

RANK	NAME	PLAYOFF GOALS
1	BOBBY HULL	62
2	DENIS SAVARD	61
3	STAN MIKITA	59
4	PATRICK KANE	50
5	STEVE LARMER	45
6	PATRICK SHARP	42
7	JONATHAN TOEWS	40
8	JEREMY ROENICK	35
9	DENNIS HULL	33
10	PIT MARTIN	26
	JIM PAPPIN	26
12	DARRYL SUTTER	24
13	TOM LYSIAK	23
14	MARIAN HOSSA	21
15	BRYAN BICKELL	20
	BRENT SEABROOK	20
	AL SECORD	20
18	CLIFF KOROLL	19
	BOB MURRAY	19
	DOUG WILSON	19
21	DUNCAN KEITH	18
22	DAVE BOLLAND	17
	CHICO MAKI	17
	WAYNE PRESLEY	17
25	ANDREW SHAW	16
	JOE MURPHY	16
	KEN WHARRAM	16
28	BRANDON SAAD	15
	TROY MURRAY	15
	BILL HAY	15
31	DUSTIN BYFUGLIEN	14
	DIRK GRAHAM	14

POINTS

RANK	NAME	PLAYOFF POINTS
1	STAN MIKITA	150
2	DENIS SAVARD	145
3	BOBBY HULL	129
4	PATRICK KANE	123
5	STEVE LARMER	111
6	JONATHAN TOEWS	110
7	DUNCAN KEITH	81
8	PATRICK SHARP	80
	DOUG WILSON	80
10	JEREMY ROENICK	77
11	MARIAN HOSSA	73
12	DENNIS HULL	67
13	PIERRE PILOTE	60
14	BRENT SEABROOK	59
15	TOM LYSIAK	56
	BOB MURRAY	56
17	CHICO MAKI	53
18	JIM PAPPIN	52
19	PIT MARTIN	51
20	PAT STAPLETON	49
21	CHRIS CHELIOS	48
	CLIFF KOROLL	48
23	AL SECORD	47
24	DAVE BOLLAND	43
	DARRYL SUTTER	43
	KEN WHARRAM	43
27	TROY MURRAY	40
28	BRYAN BICKELL	39
29	KEITH BROWN	36
	DIRK GRAHAM	36
	BILL HAY	36

HAT TRICK LEADERS

NAME	3GG	4GG	TOT
DENIS SAVARD	2	1	3
DOUG BENTLEY	2	0	2
BOBBY HULL	2	0	2
PIT MARTIN	2	0	2
PATRICK KANE	2	0	2
TONY AMONTE	0	1	1
JIM PAPPIN	1	0	1
DICK REDMOND	1	0	1
WAYNE PRESLEY	1	0	1
DIRK GRAHAM	1	0	1
BRIAN NOONAN	1	0	1
GARY SUTER	1	0	1
DUSTIN BYFUGLIEN	1	0	1
JONATHAN TOEWS	1	0	1
TOTALS	18	2	20

HAT TRICKS

NO.	NAME	DATE	TEAM
1	DOUG BENTLEY	03/28/44	DET
2	DOUG BENTLEY	03/30/44	@DET
3	BOBBY HULL	04/07/63	@DET
4	JIM PAPPIN	04/11/71	@PHI
5	BOBBY HULL	04/09/72	@PIT
6	PIT MARTIN	04/04/73	STL
7	DICK REDMOND	04/04/73	STL
8	PIT MARTIN	05/10/73	MTL
9	DENIS SAVARD	04/19/82	STL
10	DENIS SAVARD (4)	04/10/86	TOR
11	DENIS SAVARD	04/09/88	STL
12	WAYNE PRESLEY	04/13/89	DET
13	DIRK GRAHAM	06/01/92	PIT
14	BRIAN NOONAN	04/18/93	STL
15	TONY AMONTE (4)	04/23/94	TOR
16	GARY SUTER	04/24/94	TOR
17	PATRICK KANE	05/11/09	VAN
18	DUSTIN BYFUGLIEN	05/05/10	@VAN
19	JONATHAN TOEWS	05/07/10	@VAN
20	PATRICK KANE	06/08/13	LAK

CURRENT PLAYERS IN **BOLD RED**.

BOLD TYPE INDICATES HAT TRICK SCORED IN STANLEY CUP FINAL.

LEADERSHIP

PLAYERS

2010-19

OPPONENTS

TRADITION

RECORDS

PLAYOFFS

HISTORY

MINORS

MEDIA

OVERTIME GOALS

OVERTIME GOALS: FOR

DATE	TEAM	SCORER	TIME	SCORE
03/26/31	TOR	STEWART ADAMS	19:20	2-1*
04/05/31	MTL	JOHN GOTTSSELIG	24:50	2-1
04/09/31	@ MTL	CY WENTWORTH	53:50	3-2
03/25/34	MTL	HAROLD "MUSH" MARCH	11:05	1-1*
04/03/34	@ DET	PAUL THOMPSON	21:10	2-1*
04/10/34	DET	HAROLD "MUSH" MARCH	30:05	1-0*
03/26/38	@ MTL	PAUL THOMPSON	11:49	3-2*
03/31/38	NYA	CULLY DAHLSTROM	33:01	1-0*
03/29/53	MTL	AL DEWSBURY	5:38	2-1
03/26/61	MTL	MURRAY BALFOUR	52:12	2-1*
04/02/64	@ DET	MURRAY BALFOUR	8:21	3-2
04/27/71	NYR	BOBBY HULL	6:35	3-2*
05/04/71	MTL	JIM PAPPIN	21:11	2-1
04/09/72	@ PIT	PIT MARTIN	0:12	6-5*
04/23/74	BOS	JIM PAPPIN	3:48	4-3
04/10/75	BOS	IVAN BOLDIREV	7:33	4-3*
04/17/75	BUF	STAN MIKITA	2:31	5-4
04/08/80	STL	DOUG LECUYER	12:34	3-2*
04/07/82	@ MIN	GREG FOX	3:34	3-2*
04/18/83	@ MIN	RICH PRESTON	10:34	4-3*
04/25/85	@ MIN	DARRYL SUTTER	21:57	7-6*
04/30/85	@ MIN	DARRYL SUTTER	15:41	6-5*
04/06/89	@ DET	DUANE SUTTER	14:36	5-4*
05/20/92	@ EDM	JEREMY ROENICK	2:45	4-3*
04/24/94	TOR	JEREMY ROENICK	1:23	4-3
05/21/95	VAN	JOE MURPHY	9:04	2-1*
05/25/95	@ VAN	CHRIS CHELIOS	6:22	3-2*
05/27/95	@ VAN	CHRIS CHELIOS	5:35	4-3*
04/23/96	@ CGY	JOE MURPHY	50:02	2-1*
05/02/96	@ COL	JEREMY ROENICK	6:29	3-2
05/06/96	COL	SERGEI KRIVOKRASOV	0:46	4-3
04/20/97	COL	SERGEI KRIVOKRASOV	31:03	4-3
04/16/09	CGY	MARTIN HAVLAT	0:12	3-2*
05/07/09	VAN	ANDREW LADD	2:52	2-1*
05/22/09	DET	PATRICK SHARP	1:52	4-3
04/24/10	NSH	MARIAN HOSSA	4:07	5-4*
05/21/10	SJS	DUSTIN BYFUGLIEN	12:24	3-2*
06/09/10	@ PHI	PATRICK KANE	4:06	4-3*
04/24/11	VAN	BEN SMITH	15:30	4-3
04/14/12	@ PHX	BRYAN BICKELL	10:36	3-2
04/21/12	@ PHX	JONATHAN TOEWS	2:44	2-1
04/30/13	MIN	BRYAN BICKELL	16:35	2-1*
05/29/13	DET	BRENT SEABROOK	3:35	2-1*
06/08/13	LAK	PATRICK KANE	31:40	4-3*
06/12/13	BOS	ANDREW SHAW	52:08	4-3*
06/19/13	@ BOS	BRENT SEABROOK	9:51	6-5*
04/23/14	STL	PATRICK KANE	11:17	4-3*
04/25/14	@ STL	JONATHAN TOEWS	7:36	3-2*
05/13/14	@ MIN	PATRICK KANE	9:42	2-1*
05/28/14	LAK	MICHAEL HANDZUS	22:04	5-4
04/15/15	@ NSH	DUNCAN KEITH	27:49	4-3*
04/21/15	NSH	BRENT SEABROOK	41:00	3-2*
05/19/15	@ ANA	MARCUS KRUGER	56:12	3-2*
05/23/15	ANA	ANTOINETTE VERMETTE	25:37	5-4*
04/21/16	@ STL	PATRICK KANE	23:07	4-3

OVERTIME GOALS: AGAINST

DATE	TEAM	SCORER	TIME	SCORE
03/26/30	@ MTL	HOWIE MORENZ	51:43	2-2
03/26/35	MTL MA	BALDY NORTHCOTT	4:02	0-1
03/19/40	@ TOR	SYL APPS	6:05	2-3
03/22/41	@ MTL	CHARLIE SANDS	34:04	3-4*
03/30/41	DET	GUS GIESEBRECHT	9:15	1-2
03/22/42	BOS	DES SMITH	6:51	1-2
04/13/44	@ MTL	TOE BLAKE	9:12	4-5
03/26/60	@ MTL	DOUG HARVEY	8:38	3-4
04/28/68	@ MTL	JACQUES LEMAIRE	2:14	3-4
04/18/71	NYR	PETE STEMKOWSKI	1:37	1-2*
04/29/71	@ NYR	PETE STEMKOWSKI	41:29	2-3*
04/19/78	@ BOS	TERRY O'REILLY	1:50	3-4
04/21/78	BOS	PETER MCNAB	10:17	3-4
04/18/79	@ NYI	MIKE BOSSY	2:31	0-1
04/11/81	CGY	WILLI PLETT	35:17	4-5
04/21/82	@ STL	BERNIE FEDERKO	3:28	2-3*
04/27/82	VAN	JIM NILL	28:58	1-2
04/28/85	MIN	DENNIS MARUK	1:14	4-5*
04/11/87	DET	SHAWN BURR	4:51	3-4
04/20/89	@ STL	TONY HRAKAC	33:49	4-5*
05/08/89	CGY	AL MACINNIS	15:05	1-2
04/04/91	MIN	BRIAN PROPP	4:14	3-4
04/22/92	@ STL	BRETT HULL	23:33	4-5*
04/25/93	@ STL	CRAIG JANNEY	10:43	3-4
04/20/94	@ TOR	TODD GILL	2:15	0-1
05/17/95	@ TOR	RANDY WOOD	10:00	4-5*
06/01/95	@ DET	NICKLAS LIDSTROM	1:01	1-2
06/06/95	DET	VLADIMIR KONSTANTINOV	29:25	3-4
06/11/95	@ DET	VYACHESLAV KOZLOV	22:25	1-2
05/08/96	COL	JOE SAKIC	44:33	2-3
05/13/96	COL	SANDIS OZOLINS	25:18	3-4
05/19/09	@ DET	MIKAEL SAMUELSSON	5:14	2-3
05/27/09	@ DET	DARREN HELM	3:58	1-2
06/02/10	@ PHI	CLAUDE GIROUX	5:59	3-4*
04/26/11	@ VAN	ALEXANDRE BURROWS	5:22	1-2
04/12/12	@ PHX	MARTIN HANZAL	9:29	3-2
04/17/12	PHX	MIKKEL BOEDKER	13:15	3-2
04/19/12	PHX	MIKKEL BOEDKER	2:15	3-2
05/05/13	@ MIN	JASON ZUCKER	2:15	3-2*
06/15/13	BOS	DANIEL PAULLE	13:48	2-1*
04/17/14	@ STL	ALEXANDER STEEN	50:26	4-3*
04/19/14	@ STL	BARRET JACKMAN	5:50	4-3*
06/01/14	LAK	ALEC MARTINEZ	5:47	5-4
05/25/15	@ ANA	MATT BELESKEY	0:45	5-4*
04/13/16	@ STL	DAVID BACKES	9:04	1-0
04/17/17	@ NSH	KEVIN FIALA	16:44	3-2

* INDICATES BLACKHAWKS WON PLAYOFF SERIES.

BOLD TYPE INDICATES STANLEY CUP-WINNING GOAL.

GOALTENDERS YEAR-BY-YEAR

YEAR	PLAYER	GP	W	L	T	MINS	GA	SO	GAA
1927	HUGH LEHMAN	2	0	1	1	120	10	0	5.00
1930	CHARLES GARDINER	2	0	1	1	171	3	0	1.05
1931	CHARLES GARDINER	9	5	3	1	638	14	2	1.32
1932	CHARLES GARDINER	2	1	1	0	120	6	1	3.00
1934	CHARLES GARDINER	8	6	1	1	542	12	2	1.33
1935	LORNE CHABOT	2	0	1	1	125	1	1	0.48
1936	MIKE KARAKAS	2	1	1	-	120	7	0	3.50
1938	MIKE KARAKAS	8	6	2	-	525	15	2	1.71
	ALFRED MOORE	1	1	0	-	60	1	0	1.00
	PAUL GOODMAN	1	0	1	-	60	5	0	5.00
1940	PAUL GOODMAN	2	0	2	-	127	5	0	2.37
1941	SAM LOPRESTI	5	2	3	-	344	12	0	2.09
1942	SAM LOPRESTI	3	1	2	-	187	5	1	1.61
1944	MIKE KARAKAS	9	4	5	-	549	24	1	2.62
1946	MIKE KARAKAS	4	0	4	-	240	26	0	6.50
1953	AL ROLLINS	7	3	4	-	425	18	0	2.54
1959	GLENN HALL	6	2	4	-	360	21	0	3.50
1960	GLENN HALL	4	0	4	-	248	14	0	3.39
1961	GLENN HALL	12	8	4	-	771	26	2	2.02
1962	GLENN HALL	12	6	6	-	720	31	2	2.58
1963	GLENN HALL	6	2	4	-	360	25	0	4.17
1964	GLENN HALL	7	3	4	-	408	22	0	3.23
	DENIS DEJORDY	1	0	0	-	20	2	0	6.00
1965	GLENN HALL	13	7	6	-	760	28	1	2.21
	DENIS DEJORDY	2	0	1	-	80	9	0	6.75
1966	GLENN HALL	6	2	4	-	349	22	0	3.78
	DAVE DRYDEN	1	0	0	-	8	0	0	0.00
1967	DENIS DEJORDY	4	1	2	-	184	10	0	3.26
	GLENN HALL	3	1	2	-	175	8	0	2.74
1968	DENIS DEJORDY	11	5	6	-	661	34	0	3.08
1970	TONY ESPOSITO	8	4	4	-	478	27	0	3.39
1971	TONY ESPOSITO	18	11	7	-	1,147	42	2	2.20
1972	TONY ESPOSITO	5	2	3	-	298	16	0	3.22
	GARY SMITH	2	1	1	-	120	3	1	1.50
	GERRY DESJARDINS	1	1	0	-	60	5	0	4.98
1973	TONY ESPOSITO	15	10	5	-	892	46	1	3.09
	GARY SMITH	2	0	1	-	65	5	0	4.59
1974	TONY ESPOSITO	10	6	4	-	580	28	2	2.90
	MIKE VEISOR	2	0	1	-	80	5	0	3.75
1975	TONY ESPOSITO	8	3	5	-	470	34	0	4.33
	MICHEL DUMAS	1	0	0	-	19	1	0	3.24
1976	TONY ESPOSITO	4	0	4	-	239	13	0	3.27
1977	TONY ESPOSITO	2	0	2	-	119	6	0	3.03
1978	TONY ESPOSITO	4	0	4	-	252	19	0	4.53
1979	TONY ESPOSITO	4	0	4	-	239	14	0	3.52
1980	TONY ESPOSITO	6	3	3	-	370	14	0	2.27
	MIKE VEISOR	1	0	1	-	59	6	0	6.08
1981	TONY ESPOSITO	3	0	3	-	215	15	0	4.19
1982	TONY ESPOSITO	7	3	3	-	379	16	1	2.54
	MURRAY BANNERMAN	10	5	4	-	554	35	0	3.79
1983	TONY ESPOSITO	5	3	2	-	310	18	0	3.49
	MURRAY BANNERMAN	8	4	4	-	479	32	0	4.01
1984	MURRAY BANNERMAN	5	2	3	-	299	17	0	3.41
1985	MURRAY BANNERMAN	15	9	6	-	903	72	0	4.79
	WARREN SKORODENSKI	2	0	0	-	33	6	0	10.91
1986	MURRAY BANNERMAN	2	0	1	-	81	9	0	6.65
	BOB SAUVE	2	0	2	-	97	8	0	4.95
1987	BOB SAUVE	4	0	4	-	241	15	0	3.73

LEADERSHIP
PLAYERS
2018-19
OPPONENTS
TRADITION
RECORDS
PLAYOFFS
HISTORY
MINORS
MEDIA

GOALTENDERS YEAR-BY-YEAR

YEAR	PLAYER	GP	W	L	T	MINS	GA	SO	GAA
1988	DARREN PANG	4	1	3	-	239	18	0	4.52
	BOB MASON	1	0	1	-	60	3	0	3.00
	ALAIN CHEVRIER	16	9	7	-	1,013	44	0	2.61
1989	DARREN PANG	2	0	0	-	10	0	0	0.00
	ED BELFOUR	9	4	2	-	409	17	0	2.49
	JACQUES CLOUTIER	4	0	2	-	175	8	0	2.74
1990	GREG MILLEN	14	6	6	-	613	40	0	3.92
	ED BELFOUR	6	2	4	-	295	20	0	4.07
	DOMINIC HASEK	3	0	0	-	69	3	0	2.62
1991	ED BELFOUR	18	12	4	-	949	39	1	2.47
	DOMINIC HASEK	3	0	2	-	158	8	0	3.05
	ED BELFOUR	4	0	4	-	249	13	0	3.13
1992	ED BELFOUR	6	2	4	-	360	15	0	2.50
	ED BELFOUR	16	9	7	-	1,014	37	1	2.19
	JEFF HACKETT	2	0	0	-	26	1	0	2.28
1993	ED BELFOUR	9	6	3	-	666	23	1	2.07
	JEFF HACKETT	1	0	1	-	60	5	0	5.00
	JEFF HACKETT	6	2	4	-	345	25	0	4.34
1994	CHRIS TERRERI	2	0	0	-	44	3	0	4.11
	STEVE PASSMORE	3	0	2	-	138	6	0	2.62
	JOCELYN THIBAUT	3	1	2	-	159	7	0	2.65
1995	NIKOLAI KHABIBULIN	15	8	6	-	881	43	0	2.93
	CRISTOBAL HUET	3	1	2	-	130	7	0	3.23
	COREY CRAWFORD	1	0	0	-	16	1	0	3.77
1996	ANTTI NIEMI	22	16	6	-	1,322	58	2	2.63
	CRISTOBAL HUET	1	0	0	-	20	0	0	0.00
	COREY CRAWFORD	7	3	4	-	435	16	1	2.21
1997	COREY CRAWFORD	6	2	4	-	396	17	0	2.58
	COREY CRAWFORD	23	16	7	-	1,504	46	1	1.84
	COREY CRAWFORD	19	11	8	-	1,234	52	1	2.53
2002	COREY CRAWFORD	20	13	6	-	1,223	47	2	2.31
	SCOTT DARLING	5	3	1	-	298	11	0	2.22
	COREY CRAWFORD	7	3	4	-	448	19	0	2.55
2009	COREY CRAWFORD	4	0	4	-	254	12	0	2.84

LEADERSHIP

PLAYERS

2018-19

OPPONENTS

TRADITION

RECORDS

PLAYOFFS

HISTORY

MINORS

MEDIA

ALL-TIME GOALTENDER STATISTICS

NAME	GP	MINS	GA	SO	GAA	W	L	T	A	PIM
COREY CRAWFORD	87	5,510	210	5	2.29	48	37	-	2	2
TONY ESPOSITO	99	6,017	308	6	3.07	45	53	-	0	0
ED BELFOUR	68	3,942	164	3	2.50	35	28	-	0	32
GLENN HALL	69	4,152	197	5	2.85	31	38	-	0	2
MURRAY BANNERMAN	40	2,322	165	0	4.27	20	18	-	5	17
ANTTI NIEMI	22	1,322	58	2	2.63	16	6	-	0	2
CHARLIE GARDINER	21	1,472	35	5	1.43	12	6	3	0	0
MIKE KARAKAS	23	1,434	72	3	3.01	11	12	-	0	0
ALAIN CHEVRIER	16	1,013	44	0	2.61	9	7	-	1	0
NIKOLAI KHABIBULIN	15	881	43	0	2.93	8	6	-	0	0
GREG MILLEN	14	613	40	0	3.92	6	6	-	0	4
DENIS DEJORDY	18	946	55	0	3.49	6	9	-	0	0
SCOTT DARLING	5	298	11	0	2.22	3	1	-	0	0
AL ROLLINS	7	425	18	0	2.54	3	4	-	0	0
SAM LOPRESTI	8	530	17	1	1.92	3	5	-	0	0
JEFF HACKETT	9	431	31	0	4.31	2	5	-	0	0
ALFIE MOORE	1	60	1	0	1.00	1	0	-	0	0
GERRY DESJARDINS	1	60	5	0	4.98	1	0	-	0	4
GARY SMITH	4	185	8	1	2.59	1	2	-	0	0
CRISTOBAL HUET	4	150	7	0	2.80	1	2	-	0	0
JOCELYN THIBAUT	3	159	7	0	2.65	1	2	-	0	0
DARREN PANG	6	250	18	0	4.35	1	3	-	0	2
DAVE DRYDEN	1	8	0	0	0.00	0	0	-	0	0
MICHEL DUMAS	1	19	1	0	3.24	0	0	-	0	0
CHRIS TERRERI	2	44	3	0	4.11	0	0	-	0	2
WARREN SKORODENSKI	2	33	6	0	10.91	0	0	-	0	0
LORNE CHABOT	2	125	1	1	0.48	0	1	1	0	0
BOB MASON	1	60	3	0	3.00	0	1	-	0	0
HUGH LEHMAN	2	120	10	0	5.00	0	1	1	0	0
STEVE PASSMORE	3	138	6	0	2.62	0	2	-	0	0
JACQUES CLOUTIER	4	175	8	0	2.74	0	2	-	0	0
DOMINIK HASEK	6	227	11	0	2.92	0	2	-	1	0
MIKE VEISOR	3	139	11	0	4.74	0	2	-	0	0
PAUL GOODMAN	3	187	10	0	3.22	0	3	-	0	0
BOB SAUVE	6	338	23	0	4.08	0	6	-	0	0
EMPTY NET GOALS			24							
TOTALS	576	33,785	1,607	32	2.92	264	270	5	9	65

CURRENT BLACKHAWKS IN **BOLD RED**.

LEADERSHIP
PLAYERS
2018-19
OPPONENTS
TRADITION
RECORDS
PLAYOFFS
HISTORY
MINORS
MEDIA

SHUTOUTS AND PENALTY SHOTS

SHUTOUTS BY BLACKHAWKS

NO.	NAME	DATE	OPP	SCORE
1	CHARLES GARDINER	03/29/31	NYR	2-0
2	CHARLES GARDINER	03/31/31	@ NYR	1-0
3	CHARLES GARDINER	03/27/32	TOR	1-0
4	CHARLES GARDINER	03/28/34	@ MTL MA	3-0
5	CHARLES GARDINER	04/10/34	DET	1-0**
6	LORNE CHABOT	03/23/35	@ MTL MA	0-0
7	MIKE KARAKAS	03/24/38	MTL	4-0
8	MIKE KARAKAS	03/31/38	NYA	1-0*
9	SAM LOPRESTI	03/24/42	@ BOS	4-0
10	MIKE KARAKAS	03/26/44	DET	2-0
11	GLENN HALL	04/01/61	@ MTL	3-0
12	GLENN HALL	04/04/61	MTL	3-0
13	GLENN HALL	04/08/62	MTL	2-0
14	GLENN HALL	04/15/62	TOR	3-0
15	GLENN HALL	04/13/65	DET	4-0
16	TONY ESPOSITO	04/20/71	NYR	3-0
17	TONY ESPOSITO	05/13/71	MTL	2-0
18	GARY SMITH	04/08/72	@ PIT	2-0
19	TONY ESPOSITO	04/05/73	STL	1-0
20	TONY ESPOSITO	04/13/74	@ LAK	1-0
21	TONY ESPOSITO	04/16/74	LAK	1-0
22	TONY ESPOSITO	04/23/82	STL	2-0
23	ED BELFOUR	05/08/92	DET	1-0
24	ED BELFOUR	05/23/95	VAN	2-0
25	ED BELFOUR	04/19/96	CGY	3-0
26	ANTTI NIEMI	04/18/10	NSH	2-0
27	ANTTI NIEMI	04/22/10	@ NSH	3-0
28	COREY CRAWFORD	04/21/11	@ VAN	5-0
29	COREY CRAWFORD	05/07/13	@ MIN	3-0
30	COREY CRAWFORD	04/21/14	STL	2-0
31	COREY CRAWFORD	05/05/15	@ MIN	1-0
32	COREY CRAWFORD	06/15/15	TBL	2-0*

* INDICATES OVERTIME GAME.

* INDICATES STANLEY CUP-CLINCHING GAME.

SHUTOUTS AGAINST BLACKHAWKS

NO.	NAME	DATE	OPP	SCORE
1	GEORGE HAINSWORTH	03/23/30	MTL	1-0
2	GEORGE HAINSWORTH	04/14/31	@ MTL	2-0
3	ALEC CONNELL	03/23/35	@ MTL MA	0-0
4	ALEC CONNELL	03/26/35	MTL MA	1-0*
5	ROY WORTERS	03/24/36	@ NYA	3-0
6	JACQUES PLANTE	04/04/53	MTL	3-0
7	JACQUES PLANTE	03/29/60	MTL	4-0
8	JACQUES PLANTE	03/31/60	MTL	2-0
9	TERRY SAWCHUK	03/31/64	@ DET	3-0
10	LORNE WORSLEY	04/20/65	@ MTL	2-0
11	CHARLIE HODGE	04/27/65	@ MTL	6-0
12	LORNE WORSLEY	05/01/65	@ MTL	4-0
13	ROGER CROZIER	04/10/66	DET	7-0
14	KEN DRYDEN	05/06/73	MTL	4-0
15	KEN DRYDEN	04/11/76	@ MTL	4-0
16	BILLY SMITH	04/18/79	@ NYI	1-0*
17	GLENN RESCH	04/20/79	NYI	4-0
18	DON EDWARDS	04/16/80	@ BUF	5-0
19	MIKE VERNON	05/02/89	@ CGY	3-0
20	JON CASEY	04/10/90	@ MIN	4-0
21	JON CASEY	04/12/91	MIN	6-0
22	TOM BARRASSO	05/30/92	PIT	1-0
23	CURTIS JOSEPH	04/21/93	STL	2-0
24	CURTIS JOSEPH	04/23/93	@ STL	3-0
25	FELIX POTVIN	04/20/94	@ TOR	1-0
26	FELIX POTVIN	04/26/94	@ TOR	1-0*
27	FELIX POTVIN	04/28/94	TOR	1-0
28	FELIX POTVIN	05/09/95	TOR	3-0
29	PATRICK ROY	04/16/97	@ COL	6-0
30	PATRICK ROY	04/24/97	@ COL	7-0
31	BRENT JOHNSON	04/20/02	@ STL	2-0
32	BRENT JOHNSON	04/21/02	STL	4-0
33	BRENT JOHNSON	04/23/02	STL	1-0
34	ROBERTO LUONGO	04/13/11	@ VAN	2-0
35	MIKE SMITH	04/23/12	PHX	4-0
36	JIMMY HOWARD	05/23/13	@ DET	2-0
37	TUUKKA RASK	06/17/13	@ BOS	2-0
38	ILYA BRYZGALOV	05/06/14	@ MIN	4-0
39	BRIAN ELLIOTT	04/13/16	@ STL	1-0*
40	PEKKA RINNE	04/13/17	NSH	1-0
41	PEKKA RINNE	04/15/17	NSH	5-0

PENALTY SHOTS BY BLACKHAWKS

NAME	DATE	OPP	GOALIE	G/NG
VIRGIL JOHNSON	04/13/44	@ MTL	BILL DURNAN	NG
MIKE WALTON	04/20/79	NYI	GLENN RESCH	NG
PATRICK POULIN	05/09/95	TOR	FELIX POTVIN	NG
MICHAEL FROLIK	04/24/11	VAN	CORY SCHNEIDER	G
MICHAEL FROLIK	05/27/13	@ DET	JIMMY HOWARD	G

PENALTY SHOTS AGAINST BLACKHAWKS

NAME	DATE	OPP	GOALIE	G/NG
FRANK MAHOVLICH	05/16/71	@ MTL	TONY ESPOSITO	NG
BASIL MCRAE	04/06/91	MIN	ED BELFOUR	G
MARTIN ERAT	04/20/10	@ NSH	ANTTI NIEMI	G
ALEXANDRE BURROWS	04/26/11	@ VAN	COREY CRAWFORD	NG

BOLD TYPE INDICATES EVENT OCCURRED IN A STANLEY CUP FINAL GAME.

PLAYOFF SUMMARY AND STATS

BLACKHAWKS STANLEY CUP PLAYOFF SERIES SUMMARY

Stanley Cup Championships	6	1934, 1938, 1961, 2010, 2013, 2015
Final series	13	6-7
Semifinals/Conference Finals	33	13-20
Quarterfinals/Division Finals/Conference Semifinals	36	22-14
Preliminary series/Division Semifinals/Conference Quarterfinals	30	15-15
Two-game series	12	4-8
Three-game series	9	6-3
Four-game series	27	13-14
Five-game series	18	8-10
Six-game series	33	19-14
Seven-game series	14	7-7
Years in the playoffs	62	
Consecutive Final series appearances	2	1961-62
Most consecutive playoff appearances	28	1969-97
Most consecutive wins in a playoff year	11	1991-92
Longest playoff losing streak	16	04/20/75 to 04/22/79

BLACKHAWKS PLAYOFF SERIES SITUATIONAL STATS

	RECORD	LAST IN...
When winning the first game of a playoff series	35-9	2015 vs. TBL
When losing the first game of a playoff series	20-43	2017 vs. NSH
When winning the first two games of a playoff series	23-2	2015 vs. MIN
When losing the first two games of a playoff series	5-34	2017 vs. NSH
When splitting the first two games of a playoff series	26-17	2016 vs. STL
When winning the first three games of a playoff series	13-0	2015 vs. MIN
When losing the first three games of a playoff series	0-19	2017 vs. NSH
When winning two of the first three games of a playoff series	25-8	2015 vs. NSH
When losing two of the first three games of a playoff series	14-21	2016 vs. STL
When winning three of the first four games of a playoff series	17-0	2015 vs. NSH
When losing three of the first four games of a playoff series	1-13	2016 vs. STL
When splitting the first four games of a playoff series	19-18	2015 vs. TBL
When winning three of the first five games of a playoff series	22-3	2015 vs. TBL
When losing three of the first five games of a playoff series	3-20	2016 vs. STL
When facing elimination in a playoff series	32-51	2017 vs. NSH
Blackhawks series sweeps	11	2015 vs. MIN
Series sweeps against Blackhawks	19	2017 vs. NSH

BLACKHAWKS STANLEY CUP PLAYOFFS GAME 7 RESULTS

DATE	RESULT	SERIES	LOCATION
04/07/53	Montreal 4, Chicago 1	Semifinals	@ MTL
04/09/64	Detroit 4, Chicago 2	Semifinals	CHI
04/15/65	Chicago 4, Detroit 2	Semifinals	@ DET
05/01/65	Montreal 4, Chicago 0	Final	@ MTL
05/02/71	Chicago 4, NY Rangers 2	Semifinals	CHI
05/18/71	Montreal 3, Chicago 2	Final	CHI
04/16/90	Chicago 5, Minnesota 2	Division Semifinals	CHI
04/30/90	Chicago 8, St. Louis 2	Division Finals	CHI
05/19/95	Chicago 5, Toronto 2	Conference Quarterfinals	CHI
04/26/11	Vancouver 2, Chicago 1 (OT)	Conference Quarterfinals	@ VAN
05/29/13	Chicago 2, Detroit 1 (OT)	Conference Semifinals	CHI
06/01/14	Los Angeles 5, Chicago 4 (OT)	Conference Final	CHI
05/30/15	Chicago 5, Anaheim 3	Conference Final	@ ANA
04/25/16	St. Louis 3, Chicago 2	First Round	@ STL

LEADERSHIP
PLAYERS
2010-19
OPPONENTS
TRADITION
RECORDS
PLAYOFFS
HISTORY
MINORS
MEDIA

INDIVIDUAL PLAYOFF RECORDS

GAMES

Most games

155 STAN MIKITA

MOST PLAYOFF GOALS

Career	62	BOBBY HULL		
Power-play goals in career	24	BOBBY HULL		
Overtime goals in career	5	PATRICK KANE		
In a quarterfinal or semifinal series	8	BOBBY HULL	DET	1963 (5 games)
		BOBBY HULL	DET	1965 (7 games)
Overtime goals in a playoff series	2	DARRYL SUTTER	MIN	1985
		CHRIS CHELIOS	VAN	1995
Shorthanded goals in a playoff series	3	WAYNE PRESLEY	DET	1989
Most three-goal games in a playoff series	2	DOUG BENTLEY	DET	1944
Longest game goal-scoring streak	6	BOBBY HULL	DET	04/09/64 to 04/11/65
		STEVE LARMER	DET/STL	04/11/89 to 04/24/89
In a period	3	DIRK GRAHAM	PIT	06/01/92 (1st)
Power-play goals in a period	2	BOBBY HULL	@ PHI	04/10/71 (3rd)
		PIT MARTIN	STL	04/04/73 (3rd)
		DENIS SAVARD	STL	04/19/82 (1st)
		CHRIS CHELIOS	STL	04/20/92 (1st)
		JONATHAN TOEWS	@ VAN	05/07/10 (2nd)
		PATRICK SHARP	VAN	04/19/11 (3rd)
Game	4	DENIS SAVARD	TOR	04/10/86
		TONY AMONTE	TOR	04/23/94
By a defenseman in one game	3	DICK REDMOND	STL	04/04/73
		GARY SUTER	TOR	04/24/94
In a playoff year	12	DARRYL SUTTER		1985 (15 games)
		JEREMY ROENICK		1992 (18 games)
By a rookie in a playoff year	11	JEREMY ROENICK		1990 (20 games)
By a defenseman in a playoff year	7	BRENT SEABROOK		2015 (23 games)
Power-play goals in a playoff year	6	BOBBY HULL		1971 (18 games)
Shorthanded goals in a playoff year	3	WAYNE PRESLEY		1989 (14 games)
Overtime goals in a playoff year	2	BRENT SEABROOK		2013 (23 games)
		HAROLD MARCH		1934 (8 games)
		DARRYL SUTTER		1985 (15 games)
		CHRIS CHELIOS		1995 (16 games)
		PATRICK KANE		2014 (19 games)
Three-goal games in a playoff year	2	DOUG BENTLEY		1944
		PIT MARTIN		1973

MOST PLAYOFF ASSISTS

Career	91	STAN MIKITA		
In a quarterfinal or semifinal series	10	STAN MIKITA	MTL	1962 (6 games)
Consecutive playoff games with an assist in a playoff year	7	DENIS SAVARD		04/06/89 to 04/20/89
		JONATHAN TOEWS		04/22/10 to 05/07/10
Most consecutive playoff games with 1+ assists	8	DOUG WILSON		05/04/82 to 04/15/83
Most assists by a goalie in a playoff year	2	MURRAY BANNERMAN		1985
		COREY CRAWFORD		2011
In a period	3	PAT STAPLETON	@ MTL	04/29/73 (1st)
		CHRIS CHELIOS	EDM	05/18/92 (3rd)
In a game	5	STAN MIKITA	STL	04/04/73
In a playoff year	22	JONATHAN TOEWS		2010 (22 games)
In a playoff year, by a defenseman	18	DUNCAN KEITH		2015 (23 games)

CURRENT PLAYERS IN **BOLD RED**.

INDIVIDUAL PLAYOFF RECORDS

MOST PLAYOFF POINTS

Period	3	HELD BY MANY PLAYERS		
Game	5	HAROLD "MUSH" MARCH	NYA (2G, 3A)	03/26/36
		DOUG BENTLEY	DET (3G, 2A)	03/28/44
		STAN MIKITA	STL (5A)	04/04/73
		STEVE LARMER	STL (1G, 4A)	04/30/90
		JONATHAN TOEWS	@ VAN (3G, 2A)	05/07/10
In a playoff year	29	DENIS SAVARD	9G, 20A	1985
		JONATHAN TOEWS	7G, 22A	2010
By a defenseman	21	DUNCAN KEITH	3G, 18A	2015
		CHRIS CHELIOS	6G, 15A	1992
By a rookie	18	JEREMY ROENICK	11G, 7A	1990
Career	150	STAN MIKITA	59G, 91A	
Longest point streak	13	STAN MIKITA	8G, 17A	04/14/61 to 04/19/62
		JONATHAN TOEWS	7G, 18A	04/22/10 to 05/23/10
Consecutive games scoring a point in a playoff year	13	JONATHAN TOEWS	7G, 18A	04/22/10 to 05/23/10
By a line in a playoff year	55	DENNIS HULL	9G, 15A	1973
		JIM PAPPIN	8G, 7A	
		PIT MARTIN	10G, 6A	
Points in a quarterfinal or semifinal series	13	STAN MIKITA	3G, 10A	MTL, 1962
		BOBBY HULL	8G, 5A	DET, 1965
		DENIS SAVARD	4G, 9A	DET, 1989
Points in a Stanley Cup Final	9	BOBBY HULL	3G, 6A	MTL, 1971

PLAYOFF PENALTY RECORDS

Minutes in a playoff period	35	AL SECORD	@ STL	04/09/83 (2nd)
			Major, Misconduct, 2 Game Misconducts	
Minutes in a playoff game	37	AL SECORD	@ STL	04/09/83
			Major, Minor, Misconduct, 2 Game Misconducts	
Minutes in a playoff year	84	DAVE MANSON		1989
Minutes in a career	266	AL SECORD		

QUICKEST

Goal from start of playoff game	0:09	KEN WHARRAM	@ TOR	04/13/67
Two goals by one player in a playoff game	0:18	DICK REDMOND	STL	04/04/73 (15:02, 15:20)
Three goals by one player in a playoff game	7:11	DICK REDMOND	STL	04/04/73
				(15:02, 15:20 of 1st, 2:13 of 2nd)

GOALTENDER RECORDS IN PLAYOFFS

Consecutive wins in a playoff year	11	ED BELFOUR	1992	
Most minutes played in a playoff year	1,504	COREY CRAWFORD	2013 (23 games)	
Longest shutout sequence	171:50	GLENN HALL	03/28/61 (15:36) to 04/01/61 (60:00)	
			04/04/61 (60:00) to 04/06/61 (36:14)	

CURRENT PLAYERS IN **BOLD RED**.

TEAM PLAYOFF RECORDS

BLACKHAWKS STANLEY CUP PLAYOFFS OVERTIME RECORD

	OVERALL				HOME				ROAD			
	GP	W	L	T	GP	W	L	T	GP	W	L	T
1ST OVERTIME	71	36	34	1	33	19	13	1	38	17	21	0
2ND OVERTIME	20	12	8	0	12	8	4	0	8	4	4	0
3RD OVERTIME	10	6	3	1	4	3	1	0	6	3	2	1
TOTAL	101	54	45	2	49	30	18	1	52	24	27	1

MOST GOALS SCORED BY BLACKHAWKS IN THE PLAYOFFS

In a period	5	NYR	04/11/68	3rd
		@ MTL	05/08/73	2nd
		MIN	04/21/85	2nd
		EDM	05/12/85	1st
Shorthanded in a period	2	MTL	05/03/73	WHITE, MIKITA; 1st
Power-play in a period	3	@ VAN	05/07/10	TOEWS (2), SHARP; 2nd
In a game	9	DET	04/10/85	
Shorthanded in a game	2	MTL	05/03/73	WHITE, MIKITA
		MIN	04/20/83	WILSON, PATERSON
		@ DET	04/11/89	PRESLEY, KONROYD
		STL	04/30/90	LARMER, CREIGHTON
Power-play in a game	5	@ EDM	05/14/85	

MOST GOALS AGAINST BLACKHAWKS IN THE PLAYOFFS

In a period	5	@ MTL	04/18/68	3rd
		@ BOS	04/28/74	2nd
		BUF	04/20/75	3rd
		@ MIN	04/08/91	1st
		LAK	05/21/14	3rd
Shorthanded in a period	2	@ EDM	04/24/83	3rd
Power-play in a period	3	@ MIN	04/08/91	
In a game	11	@ EDM	05/04/85	
Shorthanded in a game	2	@ EDM	04/24/83	
Power-play in a game	5	MIN	04/12/91	
		@ COL	04/24/97	

TWO-TEAM TOTAL GOAL RECORDS FOR PLAYOFF GAMES

In a period	8	@ MTL	05/08/73	2nd
Power-play goals in a period	4	@ DET	04/04/65	3rd
		@ EDM	05/14/85	1st
		@ MIN	04/08/91	1st
		@ VAN	05/07/10	2nd
In a game	15	CHI 8 @ MTL 7	05/08/73	
		CHI 5 @ EDM 10	05/14/85	
Shorthanded goals in a game	2	MTL	05/03/73	
		MIN	04/20/83	
		@ DET	04/11/89	
		NSH	04/24/10	
Power-play goals in a game	7	CHI 5, EDM 2	05/14/85	

CURRENT PLAYERS IN **BOLD RED**.

LEADERSHIP
PLAYERS
2019-20
OPPONENTS
TRADITION
RECORDS
PLAYOFFS
HISTORY
MINORS
MEDIA

TEAM PLAYOFF RECORDS

MOST ASSISTS FOR AND AGAINST IN THE PLAYOFFS

In a period	9	EDM	05/12/85 (1st)
In a period, by an opponent	10	@ MIN	04/08/91 (1st)
Game	16	@ DET	04/13/85
Game, by an opponent	20	@ EDM	05/04/85

MOST POINTS FOR AND AGAINST IN THE PLAYOFFS

Points in a game	24	@ DET	04/13/85 (8G, 16A)
Points in a game, by an opponent	31	@ EDM	05/04/85 (11G, 20A)

BLACKHAWKS PLAYOFF SERIES RECORDS

TWO-GAME SERIES

Most goals	6	MTL MAROONS	1934
Fewest goals	0	MTL MAROONS	1935
Most goals, both teams	15	BOS 10, CHI 5	1927
Fewest goals, both teams	1	MTL MAROONS 1, CHI 0	1935

THREE-GAME SERIES

Most goals	23	DET	1985
Fewest goals	5	NY AMERICANS	1938
Most goals, both teams	31	CHI 23, DET 8	1985
Fewest goals, both teams	10	NY AMERICANS 5, CHI 5	1938

FOUR-GAME SERIES

Most goals	21	EDM	1992
Fewest goals	3	MTL	1976
		NYI	1979
		NSH	2017
Most goals, both teams	36	EDM 25, CHI 11	1983
Fewest goals, both teams	16	CHI 9, DET 7	1934
		MTL 13, CHI 3	1976
		NSH 13, CHI 3	2017

FIVE-GAME SERIES

Most goals	22	STL	1973
		MIN	1983
Fewest goals	5	STL	2002
Most goals, both teams	38	CHI 22, MIN 16	1983
		CHI 17, STL 21	1988
Fewest goals, both teams	17	CHI 10, LAK 7	1974

SIX-GAME SERIES

Most goals	33	MIN	1985
Fewest goals	10	DET	1966
		TOR	1994
Most goals, both teams	69	EDM 44, CHI 25	1985
Fewest goals, both teams	25	CHI 10, TOR 15	1994

SEVEN-GAME SERIES

Most goals	28	STL	1990
Fewest goals	12	MTL	1965
Most goals, both teams	51	LAK 28, CHI 23	2014
Fewest goals, both teams	30	MTL 18, CHI 12	1965

LEADERSHIP
PLAYERS
2018-19
OPPONENTS
TRADITION
RECORDS
PLAYOFFS
HISTORY
MINORS
MEDIA

TEAM PLAYOFF RECORDS

SHOTS BY A BLACKHAWKS TEAM

Most shots in a period	24	DET	04/14/61	3rd
	24	BUF	04/20/80	2nd
Fewest shots in a period	1	@ LAK	04/13/74	1st
		@ BOS	04/19/78	3rd
		@ BUF	04/16/80	1st
		@ DET	06/01/95	3rd
		STL	04/21/02	3rd
Most shots in a regulation game	49	TOR	04/15/67	12-15-22
Fewest shots in a game	10	@ LAK	04/13/74	
Most shots in an overtime period	14	CGY	04/11/81	
	14	COL	04/20/97	
	14	@ ANA	05/19/15	
Most shots in an overtime game	65	CGY	04/11/81	14-19-15-14-3

SHOTS AGAINST A BLACKHAWKS TEAM

Most shots in a period	26	MTL	03/28/61	1st
Fewest shots in a period	1	STL	04/23/02	1st
Most shots in a regulation game	56	@ BOS	04/11/75	
Most shots in an overtime game	62	@ ANA	05/19/15	
Fewest shots in a game	13	STL	04/10/73	
Most shots in an overtime period	17	@ NSH	04/15/15	
	17	ANA	05/23/15	

PENALTY RECORDS IN THE PLAYOFFS

Penalties in a period	15	VAN	05/06/82	1st
Penalty minutes in a period	83	VAN	05/06/82	1st
Penalties in a period, both teams	28	VAN (13)	05/06/82	1st
Penalty minutes in a period, both teams	164	VAN (83)	05/06/82	1st
Penalty minutes in a game	104	CGY	05/06/89	
Most penalties in a game	22	MIN	04/10/91	
Penalty minutes in a game, both teams	188	VAN	04/29/82	VAN 106, CHI 82
Penalties in a playoff series	90	MIN	1991	
Penalty minutes in a playoff series	280	MIN	1991	
Penalty minutes in a playoff series, both teams	560	VAN	1982	VAN 285, CHI 275

QUICKEST

Goal from start of game	0:09	@ TOR	04/13/67	WHARRAM
Two goals in a game	0:10	STL	04/20/90	3rd period MURRAY (8:37), THOMAS (8:47)
Two goals in a game, by an opponent	0:05	@ DET	04/11/65	2nd period NORM ULLMAN (17:35, 17:40)
Two goals in a game, by defensemen on one team	0:17	VAN	04/19/11	2nd period CAMPBELL (5:18), KEITH (5:35)
Three goals in a game	1:25	@ CGY	04/21/96	2nd period AMONTE (1:52), WEINRICH (2:29), B. SUTTER (3:17)
Three goals in a game, by an opponent	2:24	@ TOR	04/07/38	3rd period DRILLON (9:44), PARSONS (11:29, 12:08)

OVERTIME GAMES

Longest	56:12	@ ANA	05/19/15	MARCUS KRUGER
Longest, home	52:12	MTL	03/26/61	MURRAY BALFOUR
Longest, away	56:12	@ ANA	05/19/15	MARCUS KRUGER
Shortest	0:12	CGY	04/16/09	MARTIN HAVLAT
		@ PIT	04/09/72	PIT MARTIN
Shortest, home	0:12	CGY	04/16/09	MARTIN HAVLAT
Shortest, away	0:12	@ PIT	04/09/72	PIT MARTIN
Most overtime games in one playoff year	7	1995, 2013, 2014		

GWG

LEADERSHIP
PLAYERS
2018-19
OPPONENTS
TRADITION
RECORDS
PLAYOFFS
HISTORY
MINORS
MEDIA

TEAM PLAYOFF RECORDS

SHUTOUTS FOR AND AGAINST IN THE PLAYOFFS

Total for	32	21 home, 11 away
Total against	41	18 home, 23 away
Most for in a playoff year	2	1931, 1934, 1938, 1961, 1962, 1971, 1974, 2010, 2015
Most against in a playoff year	3	1965, 1994, 2002

SHUTOUTS IN THE PLAYOFFS

Longest shutout sequence	171:50	GLENN HALL	1961
Opponents longest shutout sequence	207:44	STL	2002
Largest shutout at home	4-0	MTL	03/24/38
		DET	04/13/65
Largest shutout on road	5-0	@ VAN	04/21/11
Largest shutout against at home	7-0	DET	04/10/66
Largest shutout against on road	7-0	@ COL	04/24/97

BLACKHAWKS STANLEY CUP-WINNING GOALS

YEAR	PLAYER	OPPONENT	TIME	SCORE	SERIES WIN
1934	HAROLD "MUSH" MARCH	DET	30:05, overtime	1-0	3-1
1938	CARL VOSS	TOR	16:45, 2nd period	4-1	3-1
1961	AB McDONALD	DET	18:49, 2nd period	5-1	4-2
2010	PATRICK KANE	PHI	4:06, overtime	4-3	4-2
2013	DAVE BOLLAND	BOS	19:01, 3rd period	3-2	4-2
2015	DUNCAN KEITH	TBL	17:13, 2nd period	2-0	4-2

CURRENT PLAYERS IN **BOLD RED**.



LEADERSHIP

PLAYERS

2010-19

OPPONENTS

TRADITION

RECORDS

PLAYOFFS

HISTORY

MINORS

MEDIA

PLAYOFF COACHING LEDGER



LEADERSHIP
PLAYERS
2018-19
OPPONENTS
TRADITION
RECORDS
PLAYOFFS
HISTORY
MINORS
MEDIA

COACH	PLAYOFF GAMES	WON	LOST	TIED	PCT.	SERIES RECORD	CUP WINS	YEARS
JOEL QUENNEVILLE	128	76	52	-	.594	16-6	3	2009-2018
BILL REAY	117	57	60	-	.487	10-12		1963-77
MIKE KEENAN	60	33	27	-	.550	7-4		1988-92
RUDY PILLOUS	40	18	22	-	.450	3-4	1	1957-63
BOB PULFORD	45	17	28	-	.378	4-6		1977-85
DARRYL SUTTER	26	11	15	-	.423	2-3		1992-95
ORVAL TESSIER	18	9	9	-	.500	2-2		1982-85
CRAIG HARTSBURG	16	8	8	-	.500	1-2		1996-98
BILL STEWART	10	7	3	-	.700	3-0	1	1937-39
PAUL THOMPSON	19	7	12	-	.368	2-4		1938-45
TOM GORMAN	8	6	1	1	.812	3-0	1	1933-34
DICK IRVIN	9	5	3	1	.611	2-1		1930-32
SID ABEL	7	3	4	-	.428	0-1		1952-54
EDDIE JOHNSTON	7	3	4	-	.428	1-1		1979-80
BILL TOBIN	4	1	2	1	.375	0-2		1929-32
CLEM LOUGHLIN	4	1	2	1	.375	0-2		1934-37
BRIAN SUTTER	5	1	4	-	.200	0-1		2001-02
BOB MURDOCH	5	1	4	-	.200	0-1		1987-88
PETER MULDOON	2	0	1	1	.250	0-1		1926-27
BILL WHITE	2	0	2	-	.000	0-1		1976-77
KEITH MAGNUSON	3	0	3	-	.000	0-1		1980-82
JOHN GOTTSSELIG	4	0	4	-	.000	0-1		1944-48
TOTALS	539	264	270	5	.490	56-57	6	



April 10, 1934

HAROLD "MUSH" MARCH breaks a scoreless tie in overtime of Game 4 of the 1934 Stanley Cup Final against Detroit. The history-making shot against Red Wings goaltender Wilf Cude won the first Cup in Blackhawks history.

March 28-30, 1944

MAX BENTLEY scores a hat trick in consecutive games, marking the first two playoff hat tricks in team history and helping the Blackhawks clinch their Stanley Cup Semifinals series against Detroit.

April 4, 1961

With a 3-0 shutout from **GLENN HALL**, the Blackhawks defeat the Montreal Canadiens, who ousted them from their previous two playoffs, in the semifinals en route to winning the 1961 Stanley Cup championship.

April 14, 1968

Head Coach **BILLY REAY** becomes the winningest coach in Blackhawks playoff history with a 2-1 victory in New York against the Rangers, passing **RUDY PILLOUS**. His 57 career playoff wins are eventually passed by **JOEL QUENNEVILLE** (76 wins as of the 2017 Stanley Cup Playoffs).

May 10, 1973

PIT MARTIN scores the first hat trick in Blackhawks Stanley Cup Final history in a 6-4 loss to Montreal, the deciding game of the series.

April 23, 1982

Goaltender **TONY ESPOSITO** earns his sixth career playoff shutout, a franchise record, as the Blackhawks defeat St. Louis in the division finals of the 1982 playoffs.

April 24, 1992

The Blackhawks defeat the St. Louis Blues 5-3 at St. Louis Arena, the first of a franchise-record 11 straight playoff victories. The Blackhawks go on to win the Campbell Conference championship.

April 28, 1994

The Blackhawks play their final game at Chicago Stadium, dropping the Western Conference Quarterfinal series against Toronto with a 6-4 loss in Game 6.

May 25-27, 1995

CHRIS CHELIOS scores the overtime game-winning goal in consecutive contests to help the Blackhawks sweep the Vancouver Canucks in their conference semifinals series.

LEADERSHIP

PLAYERS

2018-19

OPPONENTS

TRADITION

RECORDS

PLAYOFFS

HISTORY

MINORS

MEDIA

PLAYOFF MOMENTS

April 16, 2009

MARTIN HAVLAT's game-winner 12 seconds into overtime ties a franchise record for fastest postseason overtime goal as the Blackhawks defeat the Calgary Flames 3-2 for their first Stanley Cup Playoffs victory in seven years.

May 11, 2009

PATRICK KANE records his first career hat trick, pushing the Blackhawks into the Western Conference Final with a series-clinching 7-5 win over Vancouver in Game 6 at the United Center.

April 24, 2010

Down one goal and facing elimination, **PATRICK KANE** scores a shorthanded tally against the Nashville Predators with 14 seconds left in regulation to force overtime. **MARIAN HOSSA** puts in the game-winning goal seconds after serving a major penalty, and the Blackhawks go on to defeat Nashville in six games.

May 5-7, 2010

DUSTIN BYFUGLIEN and **JONATHAN TOEWS** record back-to-back hat tricks while on the road in Vancouver, leading the Blackhawks to an eventual 4-2 conference semifinals win over the Canucks for the second year in a row.

May 16, 2010

Rookie goalie **ANTTI NIEMI** deflects 44 of 45 shots as the Blackhawks beat the San Jose Sharks 2-1 in Game 1 of the Western Conference Final. Niemi earns the First Star of the Game and will eventually stop 129 of 136 shots during the series, helping Chicago sweep the No. 1 seed from the West and advance to the Stanley Cup Final for the first time since 1992.

June 9, 2010

Just 4:06 into overtime in Game 6 of the Stanley Cup Final, **PATRICK KANE** scores what turns out to be the game- (and Cup-) winning goal, but only he seems to know that the puck is in the net. The goal light at the Wachovia Center in Philadelphia is never triggered, but replays confirm Kane's goal, and the Chicago Blackhawks clinch their first Stanley Cup since 1961.

April 24, 2011

First-year forward **BEN SMITH** finds the back of the net at 15:30 of overtime in Game 6 of the conference quarterfinals, forcing Game 7 against the Canucks, who had previously held a 3-0 series lead over the Blackhawks. On the play, a long shot by defenseman **NIKLAS HJALMARSSON** is parried away by Vancouver goaltender Roberto Luongo, and Smith backhands the rebound in for his third goal of the postseason.

April 12-21, 2012

By forcing overtime in the first five games of the 2012 Western Conference Quarterfinals, the Chicago-Arizona series becomes the second in NHL history to have five consecutive tilts decided in extra time, after the 1951 Stanley Cup Final between Toronto and Montreal went to overtime in all five games. Additionally, the Blackhawks become the first team in league history to have seven straight playoff matchups end in overtime, dating back to Game 6 of the 2011 Western Conference Quarterfinals against Vancouver. After scoring game-tying goals with less than 15 seconds remaining in regulation in Games 1 and 2, Chicago also becomes the first team in NHL history to do so in consecutive games of a postseason series. Rookie **BRANDON SAAD**, 19, becomes the youngest Blackhawk skater to make his playoff debut since Dean McAmmond (18y, 312d) on April 22, 1992, when he suits up for Game 4 on April 19. Rookie **BRANDON BOLLIG** becomes the first Blackhawks player to record a postseason goal as his first NHL point since Warren Rychel (April 6, 1991 vs. MIN).

May 27, 2013

With the Blackhawks carrying a 3-2 lead over the Detroit Red Wings in Game 6 of the Western Conference Semifinals, **MICHAEL FROLIK** earns a penalty shot after being tripped on a breakaway. He scores, becoming the first player in NHL history to convert two penalty shots in the Stanley Cup Playoffs. Frolík's first successful attempt was against Cory Schneider of the Vancouver Canucks on April 24, 2011, in Game 6 of the conference quarterfinals.

May 29, 2013

BRENT SEABROOK scores at 3:35 of overtime to lift the Blackhawks over the Detroit Red Wings 2-1 in Game 7 of the conference semifinals, marking the first time in franchise history that the team has recovered from a 3-1 series deficit to reach the next round.

June 8, 2013

In Game 5 of the Western Conference Final, **PATRICK KANE** collects his second career hat trick (both have occurred in the playoffs) to lead the Blackhawks to a 4-3 overtime victory over the Los Angeles Kings. Kane scores twice in regulation, then notches the game-winner at 11:40 of the second overtime period off a pass from **JONATHAN TOEWS**. The Blackhawks win the series 4-1 to claim their third Western Conference title (1992, 2010) and advance to the Stanley Cup Final.

LEADERSHIP

PLAYERS

2018-19

OPPONENTS

TRADITION

RECORDS

PLAYOFFS

HISTORY

MINORS

MEDIA

June 12, 2013

The opening game of the 2013 Stanley Cup Final is an instant classic, as the Blackhawks edge the Boston Bruins 4-3 in triple overtime to take a 1-0 lead in the series. **ANDREW SHAW** scores the game-winner after 52:08 of extra hockey when the puck deflects off his shinpad and past Tuukka Rask. The game marks the third-longest playoff game in franchise history and the fifth-longest game ever played in the Stanley Cup Final.

June 19, 2013

Down 2-1 to Boston in the Stanley Cup Final, the Blackhawks engage the Bruins in a wild shootout in Game 4 at TD Garden. Ten different scorers account for 11 goals between the two teams, the last of which is **BRENT SEABROOK**'s goal at 9:51 of overtime to give Chicago a 6-5 win. Seabrook's tally sets a franchise record for career overtime goals (regular and postseason).

June 24, 2013

The Blackhawks score two goals in 17 seconds in the final 1:16 of Game 6 in Boston, turning a 2-1 deficit into a 3-2 victory and clinching the organization's fifth Stanley Cup. With Chicago's goaltender pulled, **BRYAN BICKELL** takes a feed from **JONATHAN TOEWS** and jams the puck past Tuukka Rask to tie the game at 18:44 of the third period. **DAVE BOLLAND** scores the game-winning goal on a rebound at 19:01, the latest timestamp in league history for a Stanley Cup-winning goal in a regulation game. **PATRICK KANE** is named the 2013 Conn Smythe Trophy winner after recording a team-leading 19 points (9G, 10A) in 23 games.

April 21-27, 2014

JONATHAN TOEWS became the 24th player in NHL history to score at least three game-winning goals in a series, after netting the GWG in Games 3, 5 and 6 against the St. Louis Blues in the Western Conference First Round. Toews and **PATRICK KANE** finish the postseason sharing the NHL lead with 4 GWG apiece. Toews currently paces the Blackhawks' all-time list and shares sixth among active NHLers with 10 career playoff GWG.

May 2-4, 2014

MARIAN HOSSA records back-to-back three-point efforts in Games 1 and 2 of the Western Conference Second Round against the Minnesota Wild (1G, 5A), becoming the second player to accomplish that feat for the Blackhawks since 1995. **JONATHAN TOEWS** previously posted consecutive three-point games in Games 3 and 4 of the 2010 Western Conference Semifinals vs. Vancouver.

May 13, 2014

PATRICK KANE nets the series-clinching goal 9:42 into overtime in Game 6 of the Western Conference Second Round vs. Minnesota, marking his fourth career overtime postseason goal; he currently holds the franchise record and shares fourth in league history with four playoff OT goals. With the 2-1 victory, Chicago advances to the Western Conference Final for the fourth time in five years.

May 28, 2014

MICHAEL HANDZUS nets his second career postseason game-winner with a goal 2:04 into the second overtime period to give Chicago a 5-4 win over the Los Angeles Kings in Game 5 of the Western Conference Final. **PATRICK KANE** posts a playoff career-high four points (4A), and **BRANDON SAAD** notches a postseason career-high three points (1G, 2A).

May 30, 2014

The Blackhawks overcome a 3-2 third-period deficit at Los Angeles to win 4-3 and even the series at 3-3, forcing Game 7 after falling behind 3-1 in the series. The game marks the second straight contest in which Chicago rallied from a third-period deficit; they are only the fourth team in Stanley Cup Playoffs history to win consecutive elimination games when trailing in the third period.

April 15, 2015

The Blackhawks open their 2015 postseason campaign with a 4-3 double-overtime win in Game 1 of the First Round at Nashville, marking four straight playoff years that have begun with overtime games. **SCOTT DARLING** makes his NHL playoff debut in relief of **COREY CRAWFORD** to start the second period and stops all 42 shots he faces, setting a league record for longest relief appearance without allowing a goal. **DUNCAN KEITH** nets his first career playoff OT winner at 7:49 of the second overtime, and rookie **TEUVO TERAVAINEN** collects his first NHL playoff point with an assist on **NIKLAS HJALMARSSON**'s opening goal.

April 21, 2015

Chicago takes a commanding 3-1 series lead over the Predators with a 3-2 effort decided in the first minute of triple overtime, as **SCOTT DARLING** makes a career-high 50 saves on 52 shots in Game 4. Defenseman **BRENT SEABROOK** nets his second goal of the playoffs and third career overtime winner with a blast from the high slot 1:00 into the third extra frame.

LEADERSHIP

PLAYERS

2010-19

OPPONENTS

TRADITION

RECORDS

PLAYOFFS

HISTORY

MINORS

MEDIA

PLAYOFF MOMENTS

May 3, 2015

With his two-goal effort—including the game-winner—propelling the Blackhawks to a 4-1 win over Minnesota in Game 2 of the Western Conference Second Round, **PATRICK KANE** breaks the 100-point plateau in his playoff career, ending the night with 101 points in 101 games.

May 7, 2015

PATRICK KANE extends his goal streak to a career-long five games and his point streak to seven games (matching a career best) with a goal and an assist as the Blackhawks complete the four-game sweep over Minnesota, eliminating their divisional rivals from the playoffs for the third year in a row. **MARIAN HOSSA**'s empty-netter stands as the first such goal to clinch a series since 1991.

May 19, 2015

MARCUS KRUGER's goalmouth tally at 56:12 ends a marathon triple-overtime Game 4 in Anaheim, setting a record for longest game in franchise history; the previous mark was 53:50 against Montreal on April 9, 1931. Nine players set career highs in playoff ice time, while **COREY CRAWFORD** makes a career-best 60 saves on 62 shots.

June 3-13, 2015

The Blackhawks and Lightning play five consecutive one-goal games to open the 2015 Stanley Cup Final, matching the historical closeness of the 1951 Final between Toronto and Montreal. Up to this point, the two teams are tied or separated by just one goal for the entire series, marking the first Final in which neither team has a multi-goal lead at any point in the opening five games; additionally, the winning goal has been scored in the third period in each contest, including two in the final 5 minutes of regulation (**ANTOINE VERMETTE** at 15:26 of Game 1 and Cedric Paquette at 16:49 of Game 3). Vermette also scores the game-winner in Game 5, becoming the sixth player in NHL history to net two GWG in the Final after joining the team midseason.

June 15, 2015

Capping off a postseason for the history books, **DUNCAN KEITH** scores the Cup-winning goal late in the second period in a 2-0 win to help the Blackhawks clinch their sixth Stanley Cup and third in the last six years. **COREY CRAWFORD** makes 25 saves for his second shutout of the playoffs, matching a career high and tying a franchise record with 45 career playoff wins; he's the second goaltender in team history to register a shutout in a Cup-clinching game (C. Gardiner, 1934). Keith wins the Conn Smythe Trophy, becoming the first defenseman to do so since 2007 (S. Niedermayer). Keith's 21 points (3G, 18A) equal a franchise record for defensemen in a playoff year, and he becomes the fourth skater to log 700 minutes in one postseason (since TOL was introduced 1998).

April 25, 2016

The Blackhawks twice held off elimination vs. the St. Louis Blues in the Western Conference First Round, coming back to tie the series at 3-3 after being down 3-1, but fell 3-2 in Game 7 at Scottrade Center.

LEADERSHIP

PLAYERS

2019-20

OPPONENTS

TRADITION

RECORDS

PLAYOFFS

HISTORY

MINORS

MEDIA



HISTORY

SEASON-BY-SEASON RECORD

	YEAR	COACH	GC	W	L	T	OTL	DIV. RK	GF	GA	PTS
LEADERSHIP	1926-27	PETER MULDOON	44	19	22	3	-	3	115	116	41
	1927-28	BARNEY STANLEY	23	4	17	2	-	-	32	61	10
		HUGH LEHMAN	21	3	17	1	-	-	36	73	7
	1928-29	HERB GARDINER	44	7	29	8	-	5	33	85	22
	1929-30	TOM SHAUGHNESSY	21	10	8	3	-	-	61	53	23
		BILL TOBIN	23	11	10	2	-	-	56	58	24
	1930-31	DICK IRVIN	44	24	17	3	-	2	108	78	51
	1931-32	DICK IRVIN	5	3	1	1	-	-	9	6	7
		BILL TOBIN	43	15	18	10	-	-	77	95	40
	1932-33	EMIL IVERSON	21	8	7	6	-	-	38	39	22
PLAYERS		GODFREY MATHESON	2	0	2	0	-	-	3	7	0
		TOM GORMAN	25	8	11	6	-	-	47	55	22
	1933-34	TOM GORMAN	48	20	17	11	-	2	88	83	51
	1934-35	CLEM LOUGHLIN	48	26	17	5	-	2	118	88	57
	1935-36	CLEM LOUGHLIN	48	21	19	8	-	3	93	92	50
	1936-37	CLEM LOUGHLIN	48	14	27	7	-	4	99	131	35
	1937-38	BILL STEWART	48	14	25	9	-	3	97	139	37
	1938-39	BILL STEWART	21	8	10	3	-	-	50	54	19
		PAUL THOMPSON	27	4	18	5	-	-	41	78	13
	1939-40	PAUL THOMPSON	48	23	19	6	-	4	112	120	52
OPPONENTS	1940-41	PAUL THOMPSON	48	16	25	7	-	5	112	139	39
	1941-42	PAUL THOMPSON	48	22	23	3	-	4	145	155	47
	1942-43	PAUL THOMPSON	50	17	18	15	-	5	179	180	49
	1943-44	PAUL THOMPSON	50	22	23	5	-	4	178	187	49
	1944-45	PAUL THOMPSON	42	9	27	6	-	-	108	162	24
		JOHN GOTTSELIG	8	4	3	1	-	-	33	32	9
	1945-46	JOHN GOTTSELIG	50	23	20	7	-	3	200	178	53
	1946-47	JOHN GOTTSELIG	60	19	37	4	-	6	193	274	42
	1947-48	JOHN GOTTSELIG	28	7	19	2	-	-	93	124	16
		CHARLES CONACHER	32	13	15	4	-	-	102	101	30
RECORDS	1948-49	CHARLES CONACHER	60	21	31	8	-	5	173	211	50
	1949-50	CHARLES CONACHER	70	22	38	10	-	6	203	244	54
	1950-51	EBBIE GOODFELLOW	70	13	47	10	-	6	171	280	36
	1951-52	EBBIE GOODFELLOW	70	17	44	9	-	6	158	241	43
	1952-53	SID ABEL	70	27	28	15	-	4	169	175	69
	1953-54	SID ABEL	70	12	51	7	-	6	133	242	31
	1954-55	FRANK EDDOLLS	70	13	40	17	-	6	161	235	43
	1955-56	DICK IRVIN	70	19	39	12	-	6	155	216	50
	1956-57	TOM IVAN	70	16	39	15	-	6	169	225	47
	1957-58	TOM IVAN	33	10	17	6	-	-	55	81	26
HISTORY		RUDY PILOUS	37	14	22	1	-	-	108	121	29
	1958-59	RUDY PILOUS	70	28	29	13	-	3	197	208	69
	1959-60	RUDY PILOUS	70	28	29	13	-	3	191	180	69
	1960-61	RUDY PILOUS	70	29	24	17	-	3	198	180	75
	1961-62	RUDI PILOUS	70	31	26	13	-	3	217	186	75
	1962-63	RUDY PILOUS	70	32	21	17	-	2	194	178	81
	1963-64	BILL REAY	70	36	22	12	-	2	218	169	84
	1964-65	BILL REAY	70	34	28	8	-	3	224	176	76
	1965-66	BILL REAY	70	37	25	8	-	2	240	187	82
	1966-67	BILL REAY	70	41	17	12	-	1	264	170	94
	1967-68	BILL REAY	74	32	26	16	-	4	212	222	80
MINORS	1968-69	BILL REAY	76	34	33	9	-	6	280	246	77
	1969-70	BILL REAY	76	45	22	9	-	1	250	170	99
	1970-71	BILL REAY	78	49	20	9	-	1	277	184	107
	1971-72	BILL REAY	78	46	17	15	-	1	256	166	107
	1972-73	BILL REAY	78	42	27	9	-	1	284	225	93
	1973-74	BILL REAY	78	41	14	23	-	2	272	164	105
	1974-75	BILL REAY	80	37	35	8	-	3	268	241	82
	1975-76	BILL REAY	80	32	30	18	-	1	254	261	82
MEDIA											

SEASON-BY-SEASON RECORD

YEAR	COACH	GC	W	L	T	OTL	DIV. RK	GF	GA	PTS
1976-77	BILL REAY	34	10	19	5	-	-	105	128	25
	BILL WHITE	46	16	24	6	-	-	135	170	38
1977-78	BOB PULFORD	80	32	29	19	-	1	230	220	83
1978-79	BOB PULFORD	80	29	36	15	-	1	244	277	73
1979-80	EDDIE JOHNSTON	80	34	27	19	-	1	241	250	87
1980-81	KEITH MAGNUSON	80	31	33	16	-	2	304	315	78
1981-82	KEITH MAGNUSON	59	21	28	10	-	-	254	272	52
	BOB PULFORD	21	9	10	2	-	-	78	91	20
1982-83	ORVAL TESSIER	80	47	23	10	-	1	338	268	104
1983-84	ORVAL TESSIER	80	30	42	8	-	4	277	311	68
1984-85	ORVAL TESSIER	53	22	28	3	-	-	205	205	47
	BOB PULFORD	27	16	7	4	-	-	104	94	36
1985-86	BOB PULFORD	80	39	33	8	-	1	351	349	86
1986-87	BOB PULFORD	80	29	37	14	-	3	290	310	72
1987-88	BOB MURDOCH	80	30	41	9	-	3	284	328	69
1988-89	MIKE KEENAN	80	27	41	12	-	4	297	335	66
1989-90	MIKE KEENAN	80	41	33	6	-	1	316	294	88
1990-91	MIKE KEENAN	80	49	23	8	-	1	284	211	106
1991-92	MIKE KEENAN	80	36	29	15	-	2	257	236	87
1992-93	DARRYL SUTTER	84	47	25	12	-	1	279	230	106
1993-94	DARRYL SUTTER	84	39	36	9	-	5	254	240	87
1994-95	DARRYL SUTTER	48	24	19	5	-	3	156	115	53
1995-96	CRAIG HARTSBURG	82	40	28	14	-	2	273	220	94
1996-97	CRAIG HARTSBURG	82	34	35	13	-	5	223	210	81
1997-98	CRAIG HARTSBURG	82	30	39	13	-	5	192	199	73
1998-99	DIRK GRAHAM	59	16	35	8	-	-	131	190	40
	LORNE MOLLEKEN	23	13	6	4	-	-	71	58	30
1999-2000*	LORNE MOLLEKEN	24	5	13	4	2	-	57	77	16
	BOB PULFORD	58	28	24	6	0	-	185	168	62
2000-01*	ALPO SUHONEN	82	29	40	8	5	4	210	246	71
2001-02*	BRIAN SUTTER	82	41	27	13	1	3	210	207	96
2002-03*	BRIAN SUTTER	82	30	33	13	6	3	207	226	79
2003-04*	BRIAN SUTTER	82	20	43	11	8	5	188	259	59
2004-05						- SEASON CANCELED -				
2005-06*	TRENT YAWNEY	82	26	43	-	13	4	211	285	65
2006-07*	TRENT YAWNEY	21	7	12	-	2	-	49	67	16
	DENIS SAVARD	61	24	30	-	7	-	152	191	55
2007-08*	DENIS SAVARD	82	40	34	-	8	3	234	231	88
2008-09*	DENIS SAVARD	4	1	2	-	1	-	10	12	3
	JOEL QUENNEVILLE	78	45	22	-	11	-	250	197	101
2009-10*	JOEL QUENNEVILLE	82	52	22	-	8	1	271	209	112
2010-11*	JOEL QUENNEVILLE	82	44	29	-	9	3	258	225	97
2011-12*	JOEL QUENNEVILLE	82	45	26	-	11	4	248	238	101
2012-13*	JOEL QUENNEVILLE	48	36	7	-	5	1	155	102	77
2013-14*	JOEL QUENNEVILLE	82	46	21	-	15	3	261	212	107
2014-15*	JOEL QUENNEVILLE	82	48	28	-	6	3	220	186	102
2015-16*	JOEL QUENNEVILLE	82	47	26	-	9	3	235	209	103
2016-17*	JOEL QUENNEVILLE	82	50	23	-	9	1	244	213	109
2017-18*	JOEL QUENNEVILLE	82	33	39	-	10	7	229	256	76
2018-19	JOEL QUENNEVILLE	15	6	6	-	3	-	46	56	15
2018-19	JEREMY COLLITON	67	30	28	-	9	6	221	235	69
FRANCHISE TOTALS		6434	2756	2706	814	158		19095	19219	

Stanley Cup champions indicated in **BOLD RED**.

* Teams receive one point in the standings for each overtime loss and are credited with an overtime loss only.

LEADERSHIP
PLAYERS
2018-19
OPPONENTS
TRADITION
RECORDS
PLAYOFFS
HISTORY
MINORS
MEDIA

ALL-TIME HOME/ROAD RECORD

HOME RECORD

YEAR	GP	W	L	T	OTL	GF	GA	PTS
1926-27	22	12	8	2	-	64	47	26
1927-28	22	2	18	2	-	27	60	6
1928-29	22	3	13	6	-	14	36	12
1929-30	22	12	9	1	-	63	53	25
1930-31	22	13	8	1	-	63	39	27
1931-32	24	13	5	6	-	53	39	32
1932-33	24	12	7	5	-	52	43	29
1933-34	24	13	4	7	-	50	29	33
1934-35	24	12	9	3	-	60	42	27
1935-36	24	15	7	2	-	54	38	32
1936-37	24	8	13	3	-	44	51	19
1937-38	24	10	10	4	-	53	59	24
1938-39	24	5	13	6	-	49	59	17
1939-40	24	15	7	2	-	61	41	32
1940-41	24	11	10	3	-	58	58	25
1941-42	24	15	8	1	-	83	66	31
1942-43	25	14	3	8	-	103	67	36
1943-44	25	15	6	4	-	98	75	34
1944-45	25	9	14	2	-	80	87	20
1945-46	25	15	5	5	-	111	72	35
1946-47	30	10	17	3	-	92	108	23
1947-48	30	10	17	3	-	92	104	23
1948-49	30	13	12	5	-	93	89	31
1949-50	35	13	18	4	-	110	110	30
1950-51	35	8	22	5	-	94	131	21
1951-52	35	9	19	7	-	79	108	25
1952-53	35	14	11	10	-	83	66	38
1953-54	35	8	21	6	-	69	98	22
1954-55	35	6	21	8	-	82	111	20
1955-56	35	9	19	7	-	75	103	25
1956-57	35	12	15	8	-	91	91	32
1957-58	35	15	17	3	-	83	86	33
1958-59	35	14	12	9	-	106	96	37
1959-60	35	18	11	6	-	111	81	42
1960-61	35	20	6	9	-	120	76	49
1961-62	35	20	10	5	-	114	76	45
1962-63	35	17	9	9	-	94	93	43
1963-64	35	26	4	5	-	127	68	57
1964-65	35	20	13	2	-	122	83	52
1965-66	35	21	8	6	-	131	88	48
1966-67	35	24	5	6	-	133	62	54
1967-68	37	20	13	4	-	120	111	44
1968-69	38	20	14	4	-	158	121	44
1969-70	38	26	7	5	-	145	69	57
1970-71	39	30	6	3	-	153	78	63
1971-72	39	28	3	8	-	139	63	64
1972-73	39	26	9	4	-	161	94	56
1973-74	39	20	6	13	-	142	85	53
1974-75	40	24	12	4	-	157	105	52
1975-76	40	17	15	8	-	137	134	42
1976-77	40	19	16	5	-	142	130	43
1977-78	40	20	9	11	-	128	92	51
1978-79	40	18	12	10	-	128	117	46
1979-80	40	21	12	7	-	128	112	49
1980-81	40	21	11	8	-	171	145	50
1981-82	40	20	13	7	-	182	152	47
1982-83	40	29	8	3	-	190	124	61
1983-84	40	25	13	2	-	157	135	52
1984-85	40	22	16	2	-	161	138	46

ROAD RECORD

GP	W	L	T	OTL	GF	GA	PTS
22	7	14	1	-	51	69	15
22	5	16	1	-	41	74	11
22	4	16	2	-	19	49	10
22	9	9	4	-	54	58	22
22	11	9	2	-	45	39	24
24	5	14	5	-	33	62	15
24	4	13	7	-	36	58	15
24	7	13	4	-	38	54	18
24	14	8	2	-	58	46	30
24	6	12	6	-	39	54	18
24	6	14	4	-	55	80	16
24	4	15	5	-	44	80	13
24	7	15	2	-	42	73	15
24	8	12	4	-	51	79	20
24	5	15	4	-	54	81	13
24	7	15	2	-	62	89	16
25	3	15	7	-	76	113	13
25	7	17	1	-	80	112	15
25	4	16	5	-	61	107	13
25	8	15	2	-	89	106	18
30	9	20	1	-	101	166	19
30	10	17	3	-	103	121	23
30	8	19	3	-	80	122	19
35	9	20	6	-	93	134	24
35	5	25	5	-	77	149	15
35	8	25	2	-	79	133	18
35	13	17	5	-	86	109	31
35	4	30	1	-	64	144	9
35	7	19	9	-	79	124	23
35	10	20	5	-	80	113	25
35	4	24	7	-	78	134	15
35	9	22	4	-	80	116	22
35	14	17	4	-	91	112	32
35	10	18	7	-	80	99	27
35	11	16	8	-	103	110	30
35	15	12	8	-	100	85	38
35	10	18	7	-	91	101	27
35	14	15	6	-	102	93	34
35	16	17	2	-	109	99	34
35	17	12	6	-	131	108	40
37	12	13	12	-	92	111	36
38	14	19	5	-	122	125	33
38	19	15	4	-	105	101	42
39	19	14	6	-	124	106	44
39	18	14	7	-	117	103	43
39	16	18	5	-	123	131	37
39	21	8	10	-	130	79	52
40	13	23	4	-	111	136	30
40	15	15	10	-	117	127	40
40	7	27	6	-	98	168	20
40	12	20	8	-	102	128	32
40	11	24	5	-	116	160	27
40	13	15	12	-	113	138	38
40	10	22	8	-	133	170	28
40	10	25	5	-	150	211	25
40	18	15	7	-	148	144	43
40	5	29	6	-	120	176	16
40	16	19	5	-	148	161	37

ALL-TIME HOME/ROAD RECORD

HOME RECORD										ROAD RECORD									
YEAR	GP	W	L	T	OTL	GF	GA	PTS		GP	W	L	T	OTL	GF	GA	PTS		
1985-86	40	23	12	5	-	184	161	51		40	16	21	3	-	167	189	35		
1986-87	40	18	13	9	-	168	152	45		40	11	24	5	-	122	158	27		
1987-88	40	21	17	2	-	164	158	44		40	9	24	7	-	120	170	25		
1988-89	40	16	14	10	-	165	153	42		40	11	27	2	-	132	182	24		
1989-90	40	25	13	2	-	165	135	52		40	16	20	4	-	151	159	36		
1990-91	40	28	8	4	-	162	103	60		40	21	15	4	-	122	108	46		
1991-92	40	23	9	8	-	156	110	54		40	13	20	7	-	101	126	33		
1992-93*	42	25	11	6	-	155	115	56		42	22	14	6	-	124	115	50		
1993-94*	42	21	16	5	-	137	126	47		42	18	20	4	-	117	114	40		
1994-95†	24	11	10	3	-	73	57	25		24	13	9	2	-	83	58	28		
1995-96	41	22	13	6	-	139	108	50		41	18	15	8	-	134	112	44		
1996-97	41	16	21	4	-	105	112	36		41	18	14	9	-	118	98	45		
1997-98	41	14	19	8	-	82	90	36		41	16	20	5	-	110	109	37		
1998-99	41	20	17	4	-	109	112	44		41	9	24	8	-	93	136	26		
1999-2000**	41	16	19	5	1	125	123	38		41	17	18	5	1	117	122	40		
2000-01**	41	14	21	4	2	94	123	34		41	15	19	4	3	116	123	37		
2001-02**	41	28	7	5	1	114	81	62		41	13	20	8	0	102	126	34		
2002-03**	41	17	15	7	2	101	103	43		41	13	18	6	4	106	123	36		
2003-04**	41	13	17	6	5	98	116	37		41	7	26	5	3	90	143	22		
2004-05	- SEASON CANCELED -																		
2005-06**	41	16	19	-	6	109	127	38		41	10	24	-	7	102	158	27		
2006-07**	41	17	20	-	4	88	107	38		41	14	22	-	5	113	151	33		
2007-08**	41	23	16	-	2	128	102	48		41	17	18	-	6	111	133	40		
2008-09**	41	24	9	-	8	138	100	56		41	22	15	-	4	122	109	48		
2009-10**	41	29	8	-	4	134	98	62		41	23	14	-	4	128	105	50		
2010-11**	41	24	17	-	0	128	108	48		41	20	12	-	9	124	112	49		
2011-12**	41	27	8	-	6	134	108	60		41	18	18	-	5	107	123	41		
2012-13**†	24	18	3	-	3	74	54	39		24	18	4	-	2	75	43	38		
2013-14**	41	27	7	-	7	140	92	61		41	19	14	-	8	121	120	46		
2014-15**	41	24	12	-	5	112	91	53		41	24	16	-	1	108	95	49		
2015-16**	41	26	11	-	4	120	83	56		41	21	15	-	5	114	124	47		
2016-17**	41	26	10	-	5	126	96	57		41	24	13	-	4	114	116	52		
2017-18**	41	18	18	-	5	119	112	41		41	15	21	-	5	110	144	35		
2018-19	41	19	14	-	8	138	138	46		41	17	20	-	4	129	153	38		
ALL-TIME	3,217	1,626	1,103	78	410	10,218	8,648			3,217	1,130	1,603	80	404	8,877	10,571			

UNITED CENTER (JAN. 25, 1995-PRESENT) - 946 GAMES; 488-329-52-77; **CHICAGO STADIUM** (DEC. 15, 1929-APRIL 14, 1994) - 2173 GAMES; 1113-720-340-0; **CHICAGO COLISEUM+** (NOV. 17, 1926-DEC. 12, 1929) - 61 GAMES; 19-35-7-0

+Played 1 home game (1-0-0-0) at **WINDSOR ARENA** (Windsor, Ontario), 4 home games (0-2-2-0) at **DETROIT OLYMPIA**, 5 home games (1-3-1-0) at **PEACE**

BRIDGE ARENA (Fort Erie, Ontario) during 1928-29 season. **WINTER CLASSIC OUTDOOR GAMES:** 0-3-0: Jan. 1, 2009 Wrigley Field, Chicago (L vs. Detroit, 6-4);

Jan. 1, 2015 Nationals Park, Washington, D.C. (L at Washington, 3-2); Jan. 2, 2017 (L at St. Louis, 4-1). 0-4-0: Jan. 1, 2018 Notre Dame Stadium, Notre Dame,

Ind. (L at Boston, 4-2). **STADIUM SERIES OUTDOOR GAMES:** 1-1-0: March 1, 2014 Soldier Field, Chicago (W vs. Pittsburgh, 5-1); Feb. 21, 2016 TCF Bank Stadium,

St. Paul, Minn. (L at Minnesota, 6-1)

Stanley Cup champions indicated in **BOLD RED**.

*Includes two neutral-site games, one "home" and one "road."

† There were only 48 regular-season games played during the 1994-95 and 2012-13 seasons due to a lockout.

**Teams receive one point in the standings for each overtime loss and are credited with an overtime loss only.

LEADERSHIP

PLAYERS

2018-19

OPPONENTS

TRADITION

RECORDS

PLAYOFFS

HISTORY

MINORS

MEDIA

RECORD VS. NHL

Team	OVERALL					HOME					ROAD				
	Wins	Losses	Ties	OT	Points	Wins	Losses	Ties	OT	Points	Wins	Losses	Ties	OT	Points
Anaheim Ducks	40	47	5	3	88	23	21	2	3	51	17	26	3	0	37
Arizona Coyotes	73	50	15	9	170	40	17	10	5	95	33	33	5	4	75
Arizona Coyotes	11	3	0	1	23	6	1	0	1	13	5	2	0	0	10
Phoenix Coyotes	28	24	8	8	72	11	11	7	4	33	17	13	1	4	39
Winnipeg Jets	34	23	7	0	75	23	5	3	0	49	11	18	4	0	26
Boston Bruins	243	266	79	2	567	151	98	45	2	349	92	168	34	0	218
Buffalo Sabres	56	53	13	1	126	36	18	6	1	79	20	35	7	0	47
Calgary Flames	75	64	26	8	184	41	29	13	3	98	34	35	13	5	86
Calgary Flames	57	51	17	8	139	31	26	7	3	72	26	25	10	5	67
Atlanta Flames	18	13	9	0	45	10	3	6	0	26	8	10	3	0	19
Carolina Hurricanes	36	32	7	2	81	21	13	3	1	46	15	19	4	1	35
Carolina Hurricanes	10	15	1	2	23	6	7	0	1	13	4	8	1	1	10
Hartford Whalers	26	17	6	0	58	15	6	3	0	33	11	11	3	0	25
Colorado Avalanche	62	59	9	9	142	36	25	3	6	81	26	34	6	3	58
Colorado Avalanche	39	43	3	9	90	22	18	1	6	51	17	25	2	3	39
Quebec Nordiques	23	16	6	0	52	14	7	2	0	30	9	9	4	0	22
Columbus Blue Jackets	49	27	2	7	107	26	13	1	2	55	23	14	1	5	52
Dallas Stars	140	105	31	5	316	80	43	15	1	176	60	62	16	4	140
Dallas Stars	48	49	10	5	111	24	25	5	1	54	24	24	5	4	57
Minnesota North Stars	92	56	21	0	205	56	18	10	0	122	36	38	11	0	83
Detroit Red Wings	285	357	84	11	665	170	142	51	7	398	115	215	33	4	267
Detroit Red Wings	272	338	78	11	633	163	134	47	7	380	109	204	31	4	253
Detroit Cougars	8	12	4	0	20	3	6	3	0	9	5	6	1	0	11
Detroit Falcons	5	7	2	0	12	4	2	1	0	9	1	5	1	0	3
Edmonton Oilers	68	51	12	7	155	36	20	7	6	85	32	31	5	1	70
Florida Panthers	24	10	3	2	53	12	5	2	1	27	12	5	1	1	26
Los Angeles Kings	94	78	17	9	214	50	38	9	3	112	44	40	8	6	102
Minnesota Wild	32	32	1	10	75	17	16	1	3	38	15	16	0	7	37
Montreal Canadiens	159	301	103	4	425	100	127	55	0	255	59	174	48	4	170
Nashville Predators	58	42	4	9	129	34	19	1	3	72	24	23	3	6	57
New Jersey Devils	50	39	21	3	124	30	15	10	1	71	20	24	11	2	53
New Jersey Devils	27	29	11	3	68	16	13	5	1	38	11	16	6	2	30
Kansas City Scouts	9	1	2	0	20	5	0	1	0	11	4	1	1	0	9
Colorado Rockies	14	9	8	0	36	9	2	4	0	22	5	7	4	0	14
New York Islanders	51	40	20	3	125	33	19	5	1	72	18	21	15	2	53
New York Rangers	251	239	98	3	603	134	116	43	3	314	117	123	55	0	289
Ottawa Senators	24	9	2	1	51	12	3	2	0	26	12	6	0	1	25
Philadelphia Flyers	47	62	30	1	125	31	19	19	0	81	16	43	11	1	44
Pittsburgh Penguins	76	42	17	2	171	47	11	10	1	105	29	31	7	1	66
San Jose Sharks	43	43	5	9	100	26	18	2	4	58	17	25	3	5	42
St. Louis Blues	152	117	35	11	350	92	43	18	6	208	60	74	17	5	142
Tampa Bay Lightning	17	15	5	7	46	12	8	2	1	27	5	7	3	6	19
Toronto Maple Leafs	266	286	96	3	631	163	120	42	2	371	103	166	54	1	261
Toronto Maple Leafs	264	284	96	3	627	161	120	42	2	366	103	164	54	1	261
Toronto St. Patricks	2	2	0	0	4	2	0	0	0	4	0	2	0	0	0
Vancouver Canucks	88	71	22	11	209	57	24	7	7	128	31	47	15	4	81
Vegas Golden Knights	0	5	0	1	1	0	2	0	1	1	0	3	0	0	0
Washington Capitals	44	41	11	3	102	28	13	6	2	64	16	28	5	1	38
Winnipeg Jets	22	16	0	2	46	9	8	0	2	20	13	8	0	0	26
Winnipeg Jets	14	13	0	2	30	6	7	0	2	14	8	6	0	0	16
Atlanta Thrashers	8	3	0	0	16	3	1	0	0	6	5	2	0	0	10
ALL-TIME RECORD	2720	2672	814	146	6400	1607	1089	410	70	3694	1103	1583	350	76	2653

LEADERSHIP
PLAYERS
2018-19
OPPONENTS
TRADITION
RECORDS
PLAYOFFS
HISTORY
MINORS
MEDIA

RECORD VS. NHL/MILESTONES

TEAM	OVERALL				HOME				ROAD				POINTS	WINS	LOSSES	TIES	OT	POINTS
	WINS	LOSSES	TIES	OT	POINTS	WINS	LOSSES	TIES	OT	POINTS	WINS	LOSSES						
Brooklyn Americans	6	2	0	0	12	4	0	0	0	8	2	2	0	0	4			4
California Golden Seals	19	6	6	0	44	12	1	2	0	26	7	5	4	0	18			18
Cleveland Barons	4	4	0	0	8	3	1	0	0	6	1	3	0	0	2			2
Montreal Maroons	23	30	9	0	55	15	10	6	0	36	8	20	3	0	19			19
New York Americans	35	34	17	0	87	22	13	8	0	52	13	21	9	0	35			35
Oakland Seals	8	7	1	0	17	5	3	0	0	10	3	4	1	0	7			7
Ottawa Senators	15	11	6	0	36	8	6	2	0	18	7	5	4	0	18			18
Philadelphia Quakers	6	0	0	0	12	3	0	0	0	6	3	0	0	0	6			6
Pittsburgh Pirates	11	12	1	0	23	5	6	1	0	11	6	6	0	0	12			12
St. Louis Eagles	4	1	1	0	9	2	0	1	0	5	2	1	0	0	4			4
DEFUNCT TEAM TOTALS	131	107	41	0	303	79	40	20	0	178	52	67	21	0	125			

The Chicago Blackhawks never played a regular season game against the Hamilton Tigers, Montreal Wanderers or the Quebec Bulldogs.

REGULAR-SEASON TEAM MILESTONES

GAMES PLAYED:	6,352	GOALS FOR:	18,828
WINS:	2,720	GOALS AGAINST:	18,928
LOSSES:	2,672	SHUTOUTS FOR:	432
TIES:	814	SHUTOUTS AGAINST:	434
OVERTIME LOSSES:	146*	TOTAL POINTS:	6,400

* Overtime and shootout losses since 1999-2000, when the league began awarding one point for those results.

MILESTONE	DATE	OPPONENT	SCORE
1ST WIN:	NOV. 17, 1926	TOR	4-1
100TH WIN:	DEC. 8, 1932	DET	3-1
250TH WIN:	JAN. 7, 1941	@ NYR	3-2
500TH WIN:	DEC. 20, 1953	TOR	4-1
750TH WIN:	JAN. 23, 1964	@ BOS	3-1
1,000TH WIN:	DEC. 2, 1970	BOS	4-3
1,250TH WIN:	JAN. 30, 1977	CLE	9-3
1,500TH WIN:	NOV. 17, 1984	@ HFD	7-0
1,750TH WIN:	OCT. 31, 1991	NYI	4-3
2,000TH WIN:	NOV. 29, 1998	@ EDM	3-2
2,250TH WIN:	DEC. 22, 2007	@ OTT	4-3 (OT)
2,500TH WIN:	OCT. 15, 2013	@ CAR	3-2 (SO)
2,750TH WIN:	MARCH 11, 2019	@ ARI	7-1

LEADERSHIP
PLAYERS
2018-19
OPPONENTS
TRADITION
RECORDS
PLAYOFFS
HISTORY
MINORS
MEDIA

COACHING LEDGER

	REGULAR SEASON						STANLEY CUP PLAYOFFS			
COACH	GAMES	W	L	T	OTL*	PCT.	STANLEY CUPS	SEA	YEARS	
BILL REAY	1,012	516	335	161	----	.589	0	14	1963-77	
JOEL QUENNEVILLE	797	452	249	-	96	.627	3	9	2008-2018	
BOB PULFORD	426	182	176	68	----	.507	0	7	1977-2000	
RUDY PILOUS	387	162	151	74	----	.514	1	6	1957-63	
MIKE KEENAN	320	153	126	41	----	.542	0	4	1988-92	
PAUL THOMPSON	313	113	153	47	----	.436	0	7	1938-45	
DARRYL SUTTER	216	110	80	26	----	.569	0	3	1992-95	
CRAIG HARTSBURG	246	104	102	40	----	.504	0	3	1995-98	
ORVAL TESSIER	213	99	93	21	----	.514	0	3	1982-85	
BRIAN SUTTER	246	91	103	37	15	.476	0	3	2001-04	
DENIS SAVARD	147	65	66	-	16	.497	0	3	2006-08	
CLEM LOUGHLIN	144	61	63	20	----	.493	0	3	1934-37	
CHARLES CONACHER	162	56	84	22	----	.414	0	3	1948-50	
JOHN GOTTSSELIG	146	53	79	14	----	.411	0	4	1944-48	
KEITH MAGNUSON	139	52	61	26	----	.468	0	2	1980-82	
DICK IRVIN	119	46	57	16	----	.454	0	2	1930-32	
SID ABEL	140	39	79	22	----	.357	0	2	1952-54	
EDDIE JOHNSTON	80	34	27	19	----	.544	0	1	1979-80	
TRENT YAWNEY	103	33	55	-	15	.393	0	2	2005-07	
JEREMY COLLITON	67	30	28	-	9	.515	0	1	2018-	
BOB MURDOCH	80	30	41	9	----	.413	0	1	1987-88	
EBBIE GOODFELLOW	140	30	91	19	----	.282	0	2	1950-52	
ALPO SIUHONEN	82	29	40	8	5	.433	0	1	2000-01	
TOM GORMAN	73	28	28	17	----	.500	1	1	1933-34	
BILL TOBIN	66	26	28	12	----	.485	0	3	1929-32	
TOMMY IVAN	103	26	56	21	----	.354	0	2	1956-58	
BILL STEWART	69	22	35	12	----	.406	1	2	1937-39	
PETER MULDOON	44	19	22	3	----	.466	0	1	1926-27	
LORNE MOLLEKEN	47	18	19	8	2	.489	0	2	1998-2000	
BILL WHITE	46	16	24	6	----	.413	0	1	1976-77	
DIRK GRAHAM	59	16	35	8	----	.339	0	1	1998-99	
FRANK EDDOLLS	70	13	40	17	----	.307	0	1	1954-55	
TOM SHAUGHNESSY	21	10	8	3	----	.548	0	1	1929-30	
EMIL IVERSON	21	8	7	6	----	.523	0	1	1932-33	
HERB GARDINER	44	7	29	8	----	.250	0	1	1928-29	
BARNEY STANLEY	23	4	17	2	----	.217	0	1	1927-28	
HUGH LEHMAN	21	3	17	1	----	.167	0	1	1927-28	
GODFREY MATHESON	2	0	2	0	----	.000	0	1	1932-33	
TOTALS	6434	2756	2706	814	158	.504	6	92	1926-	

*Teams receive one point in the standings for each overtime or shootout loss and are credited with an OTL only.

MINORS

MEDIA



NOV. 22, 1917

The National Hockey League is organized in Montreal.

SEPT. 25, 1926

The city of Chicago receives an NHL franchise. The team owner is Major Frederic McLaughlin, a coffee baron.

NOV. 17, 1926

The newly-formed Chicago Blackhawks hockey team plays its first game ever at the Chicago Coliseum against the Toronto St. Patricks, winning 4-1.

MARCH 28, 1929

Chicago Stadium opens to the public with a boxing match. The Stadium is the enterprise of Paddy Harmon, a sports promoter, built at the cost of \$6 million.

DEC. 15, 1929

The Chicago Blackhawks play their first game at Chicago Stadium. They win 3-1 over the Pittsburgh Pirates.

DEC. 18, 1932

The Chicago Bears defeat Portsmouth 9-0 in the first NFL title game played at Chicago Stadium.

MARCH 14, 1933

The only forfeit in Blackhawks history occurs when the players refuse to return to the ice after their coach, Tom Gorman, was ejected by referee Bill Stewart. Although the score reads 3-2, Boston is awarded a 1-0 forfeit victory.

MARCH 19, 1933

The first afternoon game in NHL history is played in Chicago. Detroit defeats Chicago 4-3.

APRIL 10, 1934

The Blackhawks win their first Stanley Cup, defeating Detroit 1-0 in the second overtime period. Harold "Mush" March gets the game-winner.

JUNE 13, 1934

Outstanding Blackhawks goaltender Charlie Gardiner dies of a brain tumor at age 29, just eight weeks after the team won the Stanley Cup.

MARCH 8, 1937

Onetime Blackhawk Howie Morenz dies of a heart attack in a Montreal hospital 39 days after suffering a broken leg in a game against the Blackhawks.

APRIL 3, 1938

Alfie Moore plays his one and only game as a Blackhawk against Toronto in a Stanley Cup Final game and helps the team beat the Leafs 3-1.

APRIL 12, 1938

The Blackhawks win their second Stanley Cup, defeating the Toronto Maple Leafs in the Final 4-1.

MARCH 18, 1940

The first chartered flight in NHL history occurs as the Chicago Blackhawks fly to Toronto for the first round of the Stanley Cup Final.

MARCH 4, 1941

Goaltender Sam LoPresti makes an NHL-record 80 saves on 83 shots against Boston; however, the Blackhawks lose to the Bruins 3-2.

MARCH 16, 1941

Blackhawks coach Paul Thompson pulls goaltender Sam LoPresti for an extra attacker in the season's final regular-season game, the first time the tactic is used in an NHL game.

JAN. 28, 1943

Max Bentley scores seven points (4G, 3A) against the New York Rangers.

FEB. 20, 1944

A "perfect game" is played at Chicago Stadium between the Blackhawks and the Toronto Maple Leafs. The game ends in a scoreless tie, and there are no penalties called.

DEC. 17, 1944

Major Frederic McLaughlin, first owner of the Blackhawks, passes away.

LEADERSHIP

PLAYERS

2018-19

OPPONENTS

TRADITION

RECORDS

PLAYOFFS

HISTORY

MINORS

MEDIA

DATES TO REMEMBER

LEADERSHIP
PLAYERS
2019-20
OPPONENTS
TRADITION
RECORDS
PLAYOFFS
HISTORY
MINORS
MEDIA

FEB. 23, 1947

Goaltender Emile Francis debuts at Chicago Stadium against Boston in front of 20,004 fans.

NOV. 4, 1947

Blackhawks trade Max Bentley to Toronto for Gus Bodnar, Gaye Stewart, Bob Goldham, Bud Poile and Ernie Dickens.

NOV. 3, 1948

Chicago hosts its first All-Star Game, as the All-Stars defeat Toronto 3-1.

JAN. 17, 1952

Bill Mosienko scores his 200th career goal.

MARCH 23, 1952

Bill Mosienko scores three goals in 21 seconds, an NHL record.

SEPT. 11, 1952

Bill Tobin sells his controlling interest in the Blackhawks to the owners of Chicago Stadium: James E. Norris, James D. Norris and Arthur M. Wirtz.

DEC. 4, 1952

James E. Norris dies of a heart attack.

JULY 8, 1954

Tommy Ivan is named general manager of the Blackhawks.

DEC. 18, 1954

Maurice "Rocket" Richard scores his 400th goal in Chicago Stadium.

JAN. 5, 1957

CBS televises the first network hockey game and introduces "Peter Puck" to audiences, as the New York Rangers defeat Chicago 4-1.

JAN. 19, 1960

Blackhawks captain Ed Litzenberger and his wife are involved in an auto accident. Litzenberger is seriously injured, and his wife is killed.

MARCH 26, 1961

Murray Balfour scores at 52:12 in the third overtime period of a Stanley Cup Playoffs game to beat Montreal 2-1.

APRIL 16, 1961

Blackhawks win a third Stanley Cup, defeating the Detroit Red Wings 5-1 in Game 6 of the Final.

OCT. 7, 1961

The All-Stars defeat the Blackhawks 3-1 in the second All-Star Game played in Chicago.

JAN. 17, 1962

Glenn Hall plays his 500th consecutive game, playoffs included, in goal. He is honored for his achievement before the game.

NOV. 7, 1962

Glenn Hall's regular-season NHL record of 502 consecutive games ends after he leaves the game with a pinched nerve.

FEB. 25, 1966

James D. Norris, co-owner of the Chicago Blackhawks, dies at age 59. William (Bill) Wirtz assumes the position of president.

MARCH 12, 1966

Bobby Hull becomes the first player to score more than 50 goals in a season when he notches his 51st in the third period against New York Rangers goaltender Cesare Maniago.

MARCH 12, 1967

The Blackhawks clinch first place as regular-season NHL champions and receive the Prince of Wales Trophy for the first time in team history.

MAY 15, 1967

Chicago trades Phil Esposito, Ken Hodge and Fred Stanfield to Boston for Gilles Marotte, Pit Martin and Jack Norris, in one of the biggest trades in franchise history.

JAN. 30, 1969

The Blackhawks record their biggest shutout ever, winning 12-0 at Philadelphia.

JUNE 15, 1969

The Blackhawks claim rookie goaltender Tony Esposito from the Montreal Canadiens for \$25,000.

FEB. 21, 1970

Bobby Hull scores his 500th career goal against New York Rangers goaltender Ed Giacomin.

MARCH 29, 1970

Tony Esposito records his 15th shutout of the season, setting a modern-day shutout record.

APRIL 5, 1970

Chicago defeats Montreal 10-2 in the final game of the regular season to take first place after a last place finish the previous season.

JAN. 19, 1971

The Blackhawks place 11 players on the West All-Star squad, which defeats the East 2-1 in Minnesota.

MARCH 25, 1972

Bobby Hull scores his 600th career goal against Boston Bruins goaltender Gerry Cheevers.

APRIL 2, 1972

Bobby Hull scores his last goal as a Blackhawk, No. 604, against Detroit Red Wings goaltender Andy Brown.

JAN. 29, 1974

The third All-Star Game held at Chicago Stadium pits the West Division against the East Division. The West All-Stars prevail 6-4.

APRIL 6, 1975

The Blackhawks win their 1,200th game with a 5-0 result over Minnesota. It is also the 500th NHL victory overall for Head Coach Billy Reay.

FEB. 26, 1976

Billy Reay wins his 500th game as head coach of the Blackhawks, a 6-2 victory over the Los Angeles Kings.

FEB. 27, 1977

Stan Mikita scores his 500th career goal against Vancouver Canucks goaltender Cesare Maniago.

MARCH 13, 1979

The Blackhawks and Atlanta Flames complete an eight-player trade. The Blackhawks acquire Tom Lysiak, Harold Phillipoff, Pat Ribble, Greg Fox and Miles Zaharko in exchange for Ivan Boldirev, Phil Russell and Darcy Rota.

OCT. 19, 1980

The Blackhawks retire the first jersey in team history, honoring Stan Mikita's No. 21.

FEB. 3, 1982

Grant Mulvey records seven points (5G, 2A) against St. Louis, setting a new team record for goals. His seven points also tie Max Bentley's franchise-record game total (4G, 3A), set on Jan. 28, 1943.

MARCH 22, 1982

Denis Savard breaks Bobby Hull's single-season record of 107 points. He finishes the season with 119 points (52G, 87A).

APRIL 4, 1982

Doug Wilson scores his 39th goal, setting a record for Blackhawks defensemen.

MAY 10, 1982

Chicago's farm team, the New Brunswick Hawks, captures the AHL Calder Cup. Orval Tessier is chosen as the top AHL head coach for 1981-82.

DATES TO REMEMBER

MARCH 20, 1983

Al Secord becomes the second Blackhawk in team history to score 50 goals in a season. Secord scored his 50th goal against Mike Palmateer and the Toronto Maple Leafs at Chicago Stadium.

JULY 21, 1983

Arthur Wirtz, owner and chairman of the board of the Chicago Blackhawks, passes away.

OCT. 30, 1983

Blackhawk forward Tom Lysiak receives a 20-game suspension for tripping a game referee, the third longest in NHL history.

DEC. 18, 1983

The Chicago Blackhawks retire the second jersey in team history: No. 9, honoring Bobby "The Golden Jet" Hull.

JUNE 18, 1988

Blackhawks sign free agent goalies Bob Mason and Ed Belfour.

NOV. 20, 1988

The Blackhawks retire Glenn Hall's No. 1 jersey and Tony Esposito's No. 35 jersey in a ceremony honoring both goaltenders.

MARCH 4, 1990

Bob Murray plays his 1,000th NHL game, all in a Blackhawks uniform.

MAY 25, 1990

Chicago's farm team, the Indianapolis Ice, captures the IHL Turner Cup. Darryl Sutter is chosen as the IHL Coach of the Year.

JAN. 19, 1991

Chicago Stadium hosts the NHL All-Star Game just days after the Persian Gulf War begins. Thousands of flag-waving fans cheer during a stirring national anthem sung by Wayne Messmer.

FEB. 23, 1991

Michel Goulet reaches the 1,000-point mark in the NHL while wearing a Blackhawks uniform. He gains his 1,000th point at Minnesota with his third goal of the night, surpassing the 30th player in NHL history to reach this milestone.

MARCH 14, 1991

Ed Belfour sets a Blackhawks record for wins in a single season (39) in a 6-3 victory over Los Angeles, surpassing Tony Esposito's mark of 38, set in 1969-70.

MARCH 31, 1991

The Blackhawks beat the Detroit Red Wings 5-1 to win their first Presidents' Trophy as regular-season champions.

FEB. 16, 1992

Michel Goulet scores his 500th career goal against Calgary at Chicago Stadium. He becomes the 17th player in NHL history to reach the milestone.

MARCH 7, 1992

Jeremy Roenick becomes the third Blackhawk and first American-born Blackhawk to score 50 goals in a season when he nets the game-winner in a 2-1 victory against the Bruins in his hometown of Boston.

MAY 22, 1992

The Blackhawks win a franchise-record 11th straight playoff game with a 5-1 victory at Edmonton. The result gives the Blackhawks a berth in the Stanley Cup Final.

OCT. 6, 1993

The Florida Panthers play their first NHL game, meeting the Blackhawks at Chicago Stadium. The game ends in a 4-4 tie.

APRIL 14, 1994

The Blackhawks play their final regular-season game at Chicago Stadium against Toronto, losing 6-4. The game was preceded by a half-hour ceremony in which the four banners commemorating the Blackhawks retired jerseys were lowered and presented to each player.

APRIL 28, 1994

Game 6 of the Western Conference Quarterfinals against Toronto marks the final hockey game played in the Chicago Stadium. The Maple Leafs win the game 1-0 and the series 4-2.

JAN. 25, 1995

The Blackhawks play the first hockey game at the United Center and defeat the Edmonton Oilers 5-1. Joe Murphy scores the first goal in the United Center.

MAY 3, 1995

The Blackhawks finish the 48-game regular season allowing 115 goals for a 2.37 GAA. Ed Belfour captures the Jennings Trophy, awarded to the goalie on the team with the lowest GAA, for the third time in five years.

FEB. 22, 1996

Blackhawks winger Tony Amonte records the first hat trick in the United Center against the St. Louis Blues in the 53rd game played at the new arena.

AUG. 16, 1996

The Blackhawks trade Jeremy Roenick to the Arizona Coyotes for Alex Zhamnov, Craig Mills and a 1997 first-round draft pick.

NOV. 5, 1996

Blackhawks Executive Vice President Arthur Michael Wirtz, Jr., dies at the age of 62.

MARCH 19, 1998

The Blackhawks retire Denis Savard's No. 18 sweater at the United Center prior to the game against Montreal, Savard's hometown team and the team with whom he won the Stanley Cup in 1993. Savard becomes the fifth Blackhawk to have his number retired.

APRIL 18, 1998

At the end of the NHL regular season, the Blackhawks fail to qualify for the Stanley Cup Playoffs for the first time since 1969, ending a 28-year streak of qualifying for the postseason.

JUNE 24, 1999

Blackhawks Vice President Thomas N. Ivan dies at the age of 88.

OCT. 5, 2000

The Blackhawks open their 75th season at Buffalo.

OCT. 12, 2000

The Blackhawks unveil their 75th anniversary statue, "Badge of Honor," and announce their 75th Anniversary all-star team, as selected by the fans (listed in alphabetical order by position). Left Wing: Bobby Hull, Dennis Hull, Al Secord. Center: Stan Mikita, Jeremy Roenick, Denis Savard. Right Wing: Tony Amonte, Steve Larmer, Harold "Mush" March. Defense: Chris Chelios, Keith Magnuson, Pierre Plante, Pat Stapleton, Bill White, Doug Wilson. Goaltenders: Ed Belfour, Tony Esposito, Glenn Hall. Coaches: Mike Keenan, Bob Pulford, Billy Reay.

OCT. 21, 2000

The Blackhawks play their 5,000th game in franchise history at St. Louis, a 1-0 loss.

DEC. 15, 2003

Keith Magnuson, former Blackhawks defenseman and president of the Blackhawk Alumni Association, dies in an automobile accident in suburban Toronto at age 56.

AUG. 5, 2005

The Blackhawks sign free-agent goaltender Nikolai Khabibulin to a four-year, \$27 million deal, the largest goalie contract in Blackhawks history.

NOV. 27, 2006

Hall of Famer and former Blackhawks center Denis Savard is named the 36th head coach in team history after Trent Yawney is relieved of his duties. Savard, who originally joined the coaching staff as an assistant in December 1997, wins his first three games, becoming the third head coach in franchise history to accomplish that feat.

JUNE 22, 2007

The Blackhawks select Patrick Kane first overall in the 2007 NHL Entry Draft, the first time the franchise has held the top pick.

LEADERSHIP

PLAYERS

2018-19

OPPONENTS

TRADITION

RECORDS

PLAYOFFS

HISTORY

MINORS

MEDIA

DATES TO REMEMBER

LEADERSHIP
PLAYERS
2019-20
OPPONENTS
TRADITION
RECORDS
PLAYOFFS
HISTORY
MINORS
MEDIA

SEPT. 26, 2007

Team President William W. Wirtz passes away at the age of 77. The organization honors Wirtz with a pregame ceremony before the regular-season home opener on Oct. 6 and wear shoulder patches with his initials (W.W.W.) throughout the entire campaign.

OCT. 5, 2007

W. Rockwell "Rocky" Wirtz assumes the role of chairman of the Blackhawks.

NOV. 20, 2007

John F. McDonough is named president of the Chicago Blackhawks. McDonough had previously served as president of the Chicago Cubs for 24 years.

DEC. 19, 2007

The Blackhawks announce that Bobby Hull and Stan Mikita will rejoin the organization as official team ambassadors; Tony Esposito joins them later in the season and Denis Savard joins them in October 2008.

JAN. 3, 2008

Jay Blunk is named senior vice president of business operations, departing the Chicago Cubs, where he served in the marketing department for the previous 22 years.

APRIL 1, 2008

For the first time in team history, the Blackhawks announce that they will televise the entire 82-game regular-season schedule and playoffs. In conjunction with Comcast SportsNet, WGN-TV Channel 9 and NHL broadcast rightsholders Versus and NBC, every contest will air in HD.

JUNE 12-13, 2008

Patrick Kane is awarded the Calder Memorial Trophy as the NHL's top rookie for the 2007-08 season, marking the eighth time in franchise history a Blackhawk accepts the honor. Jonathan Toews finishes as a finalist for the award and joins Kane on the 2007-08 NHL All-Rookie Team. With over 500 youth hockey players from the Chicago area and the Calder Trophy in attendance, the Blackhawks honor Kane and Toews with a rally at the United Center the day after the awards ceremony.

JUNE 16, 2008

The Blackhawks announce the return of veteran play-by-play announcer Pat Foley to the broadcast booth after a two-year hiatus. Foley, a member of the Chicagoland Sports Hall of Fame, previously served as the voice of the Blackhawks for 25 years, from 1981 to 2006.

JULY 16, 2008

In conjunction with the NHL, the Chicago Blackhawks announce that the team will host the defending Stanley Cup champion Detroit Red Wings in a regular-season outdoor game: the NHL Winter Classic, to be played at Wrigley Field on Jan. 1, 2009.

JULY 18-20, 2008

The first annual Chicago Blackhawks Convention takes place at the Hilton Chicago, the first of its kind in NHL history. The event sold out and entertained over 10,000 fans.

JULY 31, 2008

The Blackhawks name Hall of Famer Scotty Bowman as senior advisor to hockey operations. Bowman has been a part of a record 12 Stanley Cup-winning teams and is the NHL's all-time coaching leader with 1,226 regular-season wins and 223 postseason victories.

SEPT. 2, 2008

The Blackhawks and Chicago Cubs hold Blackhawks Night at Wrigley Field. Players and alumni join together in a pregame ceremony honoring the team.

SEPT. 9, 2008

The Blackhawks and Chicago White Sox team up for Blackhawks Night at U.S. Cellular Field, featuring special promotions before, during and after the game. More than 1,000 Blackhawks season ticketholders attend the game, which features a first-pitch "shot" by Patrick Sharp.

SEPT. 20, 2008

The Blackhawks host their first-ever Training Camp Festival at the United Center. Events include a 5K run/walk/skate, 3-on-3 street hockey tournament, live music, interactive games and a public Blackhawks practice.

SEPT. 23, 2008

The Blackhawks announce that for the 2008-09 season the organization has surpassed its previous franchise record of 13,425 season ticketholders, established in 1994-95 during the inaugural campaign at the United Center.

OCT. 16, 2008

The Blackhawks name Joel Quenneville the 37th head coach in franchise history; at the time of his appointment to the position, Quenneville ranked fifth among active coaches and 18th in NHL history with 438 wins (438-283-118). Quenneville had also guided nine of his 10 teams to the postseason, including the St. Louis Blues and the Colorado Avalanche, where he won a Stanley Cup as an assistant coach in 1996.

NOV. 12, 2008

The Blackhawks retire jersey No. 3 in honor of Pierre Pilote and the late Keith Magnuson in a pregame ceremony at the United Center. Pilote and Magnuson join Glenn Hall, Bobby Hull, Denis Savard, Stan Mikita and Tony Esposito as the only Blackhawks players to have their jersey numbers retired.

DEC. 26, 2008

The Blackhawks set a regular-season franchise record at the United Center by entertaining 22,712 fans in a 5-1 win over the Philadelphia Flyers; the victory is Chicago's eighth straight, matching a franchise record.

DEC. 28, 2008

The Blackhawks establish a franchise record with their ninth straight win, a 4-1 victory over the Minnesota Wild at Xcel Energy Center.

JAN. 1, 2009

The Blackhawks and Red Wings take the ice at Wrigley Field in the 2009 NHL Winter Classic, the first outdoor professional hockey game held in Chicago and second overall in the United States. Chicago is defeated by Detroit 6-4 in front of 40,818 fans. The game draws an 11.8 overnight rating and a 21 share (12:00-3:35 CST) on NBC in Chicago and over 4.4 million U.S. viewers overall.

JAN. 3, 2009

Patrick Kane, Jonathan Toews and Brian Campbell are voted onto the Western Conference's starting lineup for the 2009 NHL All-Star Game in Montreal. It is the first time since fan voting began deciding All-Star starters in 1985-86 that three Blackhawks are to start in the midseason classic. Kane and Toews finish first and second among Western Conference forwards, while Campbell paces defensemen.

FEB. 19, 2009

The Blackhawks are selected as one of four teams that will open the 2009-10 NHL regular season in Europe as part of NHL Premiere 2009. Chicago is scheduled to face off twice against the Florida Panthers in Helsinki, Finland.

APRIL 3, 2009

The Blackhawks defeat the Nashville Predators 3-1 at the United Center, clinching a spot in the 2009 Stanley Cup Playoffs, marking the franchise's first postseason berth since 2002. As the fourth seed in the Western Conference, the franchise clinches home-ice advantage in the first round of the postseason for the first time since 1996.



APRIL 8, 2009

The Blackhawks shatter an all-time single-season attendance record when Laura Fontana-Vena of Elmhurst, Ill., becomes the 835,972nd fan to pass through the United Center turnstile before the team's 39th home game of 2008-09, surpassing the previous mark set in 1995-96.

APRIL 12, 2009

The Blackhawks close out their regular-season slate with a 3-0 win over the Detroit Red Wings in front of 22,376 fans at the United Center. The Blackhawks establish an NHL club record by attracting an average of 21,783 to their 40 home dates at the United Center.

MAY 11, 2009

The Blackhawks eliminate the Vancouver Canucks in Game 6 of the Western Conference Semifinals with a 7-5 victory at the United Center, lifting the franchise to its first berth in the conference finals in 14 years; the 1 millionth fan to attend a Blackhawks home game in 2008-09 passes through the United Center turnstiles. The 46th capacity crowd in 46 home dates of the campaign witnesses Patrick Kane's first professional hat trick and a four-goal third period in the victory.

MAY 18, 2009

Forbes.com posts an article by Nathan Vardi proclaiming the Blackhawks as "The Greatest Sports-Business Turnaround Ever."

MAY 28, 2009

Five years removed from being named the worst professional franchise by ESPN, the Blackhawks organization (Professional Sports Team of the Year) and Chairman Rocky Wirtz (Sports Executive of the Year) finish as finalists at the 2009 Sports Business Awards Gala, presented by Street & Smith's SportsBusiness Journal and SportsBusiness Daily. The Blackhawks organization finishes in the top four of all professional sports teams in the North American major and minor leagues. Wirtz finishes fourth among all American executives who have a primary involvement in sports business.

JULY 1, 2009

The Blackhawks sign right wing Marian Hossa, a four-time All-Star, to a 12-year contract worth \$63.3 million.

JULY 2, 2009

The Blackhawks finish first among Chicago professional sports organizations and 21st overall in ESPN Magazine's 2009 Ultimate Standings. The seventh annual list measures how much MLB, NBA, NFL and NHL franchises give back to the fans in exchange for all the time, money and emotion the fans invest in them. The Blackhawks made the largest jump of any team from 2008 to 2009, rising from No. 88 in 2008 after placing 118th in 2007.

JULY 14, 2009

The Blackhawks promote Stan Bowman to the position of general manager, becoming the youngest general manager in the NHL and the ninth person in franchise history to hold the title. He and his father, Scotty, currently the Blackhawks senior advisor of hockey operations, become the seventh father-son general manager tandem in league history.

SEPT. 28-29, 2009

The Blackhawks participate in the 2009 Victoria Cup in Zurich, Switzerland, to close out their 2009 preseason schedule. Chicago plays against HC Davos and ZSC Zurich Lions at Hallenstadion, marking the franchise's first contests in Europe since playing a pair of exhibition games against the Montreal Canadiens in London, England, in September 1992.

LEADERSHIP

PLAYERS

2018-19

OPPONENTS

TRADITION

RECORDS

PLAYOFFS

HISTORY

MINORS

MEDIA

DATES TO REMEMBER

LEADERSHIP
PLAYERS
2019-20
OPPONENTS
TRADITION
RECORDS
PLAYOFFS
HISTORY
MINORS
MEDIA

OCT. 2-3, 2009

The Blackhawks play their first ever regular-season games in Europe, going 1-0-1 against the Florida Panthers in a pair of games at Hartwall Arena in Helsinki, Finland, as part of NHL Premiere 2009. Chicago and Florida make NHL history in the crowd, becoming the first teams to play a regular-season game in Finland.

OCT. 10, 2009

For the first time in the 83-year history of the franchise, Hall of Famers and Blackhawks Ambassadors Bobby Hull, Stan Mikita, Tony Esposito and Denis Savard skate together on the same ice surface, a feat they accomplish in front of a capacity crowd of 20,655 before the 2009-10 regular-season home opener.

OCT. 12, 2009

The Blackhawks set a franchise record for their largest comeback win, overcoming a 5-0 first-period deficit to defeat the Calgary Flames 6-5 in overtime. Defenseman Brent Seabrook ends the historic night 26 seconds into the extra frame, helping the club match the NHL record for the largest comeback win.

DEC. 1, 2009

Blackhawks Head Coach Joel Quenneville earns his 500th career regular-season victory when the team defeats Columbus 4-3 in a franchise-record 11-round shootout.

DEC. 3, 2009

The Blackhawks announce the contract extensions of captain Jonathan Toews, alternate captain Duncan Keith and right winger Patrick Kane, locking up all three players to multi-year deals on the same day.

DEC. 25, 2009

The premiere of "Blackhawks TV" runs on Comcast SportsNet. The show is an all-access, 30-minute program that includes a variety of segments highlighting player personalities off the ice.

JAN. 11, 2010

Blackhawks Chairman Rocky Wirtz announces a long-term contract extension for Team President John McDonough. In a memo, Wirtz states: "Under John's leadership the Chicago Blackhawks have become a franchise leader in the National Hockey League. His commitment, insight and guidance have led the organization to record attendance, unprecedented season ticket sales, new sponsorships and partnerships with WGN Radio and WGN-TV. John has played an instrumental role in building the organization at every level from front office to coaching, recruiting and player development."

JAN. 14, 2010

Blackhawks Team President John McDonough announces the contract extension of Senior Vice President of Business Operations Jay Blunk. In a release, McDonough says, "Jay deserves a tremendous amount of credit for what has gone on with the Blackhawks business operations over the past two years. He has brought that area to a higher level and will continue to use his innovative and aggressive style to make us better and stronger."

FEB. 16, 2010

The 2010 Winter Olympic Games in Vancouver begin, featuring six members of the Blackhawks, second-most among NHL teams. Patrick Kane (USA); Jonathan Toews, Duncan Keith and Brent Seabrook (Canada); and Marian Hossa and Tomas Kopecky (Slovakia) represent their countries in the tournament.

FEB. 28, 2010

The 2010 Winter Olympic Games men's hockey gold medal game between Team USA and Team Canada becomes the most-watched hockey game in 30 years and features four members of the Blackhawks. Jonathan Toews, Duncan Keith and Brent Seabrook receive gold medals after Canada wins 3-2 in overtime, while Patrick Kane earns a silver medal. Toews nets a goal in the game and is named the tournament's top forward, while Keith (1A) and Kane (2A) also collect points.

MARCH 25, 2010

The Blackhawks clinch a berth in the 2010 Stanley Cup Playoffs, marking the first time in 13 years the team has made consecutive postseason appearances.

APRIL 4, 2010

The Blackhawks clinch the Central Division title, the franchise's first in 17 years, by virtue of the Detroit Red Wings losing 4-3 to the Philadelphia Flyers. Later in the day, Chicago matches a franchise record with its 49th victory of the season, a 4-1 win over the Calgary Flames at the United Center.

APRIL 6, 2010

The Blackhawks earn a 5-2 victory over the Dallas Stars at American Airlines Arena, establishing a franchise record with their 50th win of the regular season. Chicago also ties the club record for road victories (22).

APRIL 7, 2010

Chicago establishes a franchise record in reaching the 109-point mark (51-22-7) with a 6-5 win over St. Louis at the United Center. The 2009-10 club eclipses the previous mark of 107, set by both the 1970-71 and 1971-72 squads.

APRIL 13, 2010

The Blackhawks and WGN Radio AM-720 announce a three-year broadcast rightsholder extension that will keep Blackhawks hockey on the 50,000-watt radio powerhouse through the conclusion of the 2013-14 NHL season.

MAY 5, 2010

Dustin Byfuglien's hat trick paces a 5-2 win by the Blackhawks over the Vancouver Canucks in Game 3 of the Western Conference Semifinals. The game registers a 10.14 household rating on Comcast SportsNet, setting an all-time record for the Blackhawks on the station for the seventh time in 2009-10.

MAY 21, 2010

Jonathan Toews tallies a point in his 12th consecutive game to establish a franchise playoff record in Chicago's 3-2 overtime victory over San Jose in Game 3 of the Western Conference Final, surpassing Stan Mikita's 11-game single-season mark set during the 1962 Stanley Cup Playoffs.

MAY 23, 2010

The Blackhawks earn a berth in the Stanley Cup Final after sweeping the San Jose Sharks in four games with a 4-2 victory at the United Center. It marks Chicago's 11th Final appearance and first since 1992, just four years removed from finishing with the NHL's fourth-worst record.

JUNE 9, 2010

The Chicago Blackhawks clinch their fourth Stanley Cup and first in 49 years with a 4-3 overtime win over the Philadelphia Flyers in Game 6. Patrick Kane's goal 4:06 into the extra frame ends the then-longest Stanley Cup drought in the NHL. Captain Jonathan Toews ties a franchise record with 29 (7G, 22A) points during the postseason and is awarded the Conn Smythe Trophy, given annually to the playoffs MVP.

JUNE 11, 2010

Less than 48 hours after winning the Stanley Cup, an estimated 2 million people line the streets of Chicago to honor the Blackhawks. The City of Chicago and Office of the Mayor throws a ticker-tape parade and rally to celebrate the championship. The parade route takes the organization from the United Center down Washington Street and Michigan Avenue, and ends in a rally on Wacker Drive.

JUNE 13, 2010

The Blackhawks organization is honored at Wrigley Field before the Chicago Cubs host the Chicago White Sox. Members of the team and front office parade on the field with the Stanley Cup, greeting both baseball clubs before Team President John McDonough throws out the ceremonial first pitch. The Blackhawks, Cubs and White Sox then pose for a one-of-a-kind group photo on the pitcher's mound with the Stanley Cup as the centerpiece.

DATES TO REMEMBER

JUNE 23, 2010

Duncan Keith wins the Norris Trophy at the NHL Awards, held in Las Vegas. Keith becomes the fourth Chicago defenseman to win the award, given annually to the NHL's top blueliner, and the first since Chris Chelios in 1996, capping a season that also sees him win the Stanley Cup and a gold medal with Team Canada at the 2010 Winter Olympic Games in Vancouver, a feat never accomplished before in the history of hockey.

SEPT. 16, 2010

The Blackhawks hold a press conference at the United Center to announce a three-year contract extension for Head Coach Joel Quenneville through the conclusion of the 2013-14 NHL season.

OCT. 9, 2010

Prior to the 2010-11 regular-season home opener, the Blackhawks raise the 2010 Stanley Cup championship banner, the franchise's first in 49 years. The banner is unfurled by Bobby Hull, Stan Mikita, Pierre Pilote, Eric Nesterenko and Ab McDonald from the 1961 Stanley Cup championship team, skated across the ice by members of the 2010 club and raised to the rafters to signify the franchise' fourth league title.

NOV. 7, 2010

The Chicago Blackhawks are honored with Emmy Awards from the Chicago/Midwest Chapter of the National Academy of Television Arts & Sciences for their "One Goal" advertisements featuring Head Coach Joel Quenneville and defenseman Niklas Hjalmarsson, and for the "Blackhawks TV" television program.

NOV. 29, 2010

SportsBusiness Journal runs a reader poll that has the Blackhawks tallying the most votes in the category of "Most Innovative Business Practices in the NHL." Chairman Rocky Wirtz finishes second in the "Most Effective Team Owner" category.

JAN. 9, 2011

The Blackhawks organization announces plans to unveil statues for Hall of Famers and Blackhawks Ambassadors Bobby Hull and Stan Mikita. Hull, Mikita and six other members of the 1961 Stanley Cup championship team are honored before the Blackhawks blank the New York Islanders 5-0.

JAN. 30, 2011

An NHL-high six Blackhawks take part in the NHL All-Star Game festivities in Raleigh, N.C., including Patrick Kane, Duncan Keith, Patrick Sharp, Jonathan Toews, Joel Quenneville and Mike Haviland. All four players collect at least one point in the game, and Sharp (1G, 2A) is voted MVP of the game, joining former Blackhawks Eric Daze and Bobby Hull in earning that distinction.

FEB. 15, 2011

The Blackhawks and Chicago's WGN-TV Channel 9 ink a five-year broadcast rightsholder extension that will keep Blackhawks hockey on "Chicago's Very Own" through the conclusion of the 2015-16 NHL season. Team President John McDonough and Blackhawks Ambassador Denis Savard make the special announcement on "WGN Morning News."

FEB. 27, 2011

The Blackhawks agree to a five-year contract extension with defenseman Brent Seabrook, a member of the organization since he was drafted at the age of 18 in 2003.

MARCH 10, 2011

Chicago Blackhawks players, coaches and front office executives visit soldiers at Walter Reed Army Medical Center in Washington, D.C., spending several hours with wounded soldiers and their families. Two days later, several servicemen join Head Coach Joel Quenneville and the players at practice in Washington, D.C., for a series of drills and a friendly scrimmage.

MARCH 11, 2011

President Barack Obama hosts the Chicago Blackhawks at the White House in honor of the team's 2010 Stanley Cup championship. Obama has a meet-and-greet with members of the Stanley Cup-winning team before being presented with his own Blackhawks jersey and a replica Stanley Cup. After the ceremony, the Blackhawks join First Lady Michelle Obama for a special hockey clinic on the South Lawn celebrating her Let's Move! initiative.

APRIL 10, 2011

The Blackhawks clinch the eighth seed in the Western Conference for the 2011 Stanley Cup Playoffs, marking the first time in 14 years that the organization has qualified for the postseason three consecutive years. Chicago wraps up the regular season with 97 points, the 10th highest in franchise history.

OCT. 22, 2011

The organization unveils statues for Hall of Fame legends and Ambassadors Bobby Hull and Stan Mikita outside of the United Center prior to that night's game against the Colorado Avalanche. The bronze life-sized statues, created by the Studio of Rotblatt-Amrany and cast by Alchemist Foundry, are located on the northeast plaza outside of the United Center near Madison Street.

DEC. 16, 2011

Head Coach Joel Quenneville logs his 600th NHL win as the Blackhawks defeat Calgary 4-1 at the United Center. Quenneville, the 10th bench boss to reach that milestone, is the second-quickest to the mark after current Senior Advisor to Hockey Operations Scotty Bowman. Quenneville also becomes just the second man in the history of the NHL to have played in 800 or more games and coached 1,000 or more contests (J. Lemaire).

JAN. 29, 2012

Patrick Kane (1G) and Marian Hossa (1G, 2A) participate in the 2012 All-Star Game in Ottawa. Jonathan Toews is selected to the midwinter classic, but is unable to skate due to injury. During the Skills Competition the evening prior to the All-Star contest, Kane wins the Breakaway Challenge for most creative shootout move.

MARCH 7, 2012

The Blackhawks premiere an original film, "Bobby Hull and Stan Mikita - Monuments to Excellence," at the IMAX Navy Pier. Produced by the Emmy Award-winning Blackhawks TV, the movie details the lives and careers of the Blackhawks Ambassadors and Hall of Famers and includes never-before-seen footage of the duo, as well as interviews with Blackhawks executives.

MARCH 9, 2012

The Blackhawks set a franchise record (ongoing) with their 180th consecutive sellout crowd at the United Center. At the start of the 2015-16 season, the organization has enjoyed 329 consecutive sellout crowds at the UC.

MARCH 25, 2012

The Blackhawks host Ed Belfour Heritage Night, and the Hall of Fame goaltender drops the ceremonial first puck prior to the game against the Nashville Predators. Belfour was elected to the Hall of Fame in November 2011.

APRIL 7, 2012

The Blackhawks clinch the sixth seed in the Western Conference for the 2012 Stanley Cup Playoffs, marking the fourth consecutive year that the organization has qualified for the postseason. Chicago wraps up the regular season with 101 points, tied for ninth highest in franchise history, and reaches at least 40 wins (45) for the fifth straight campaign.

JAN. 27, 2013

The Blackhawks defeat the Detroit Red Wings 2-1 in overtime, with Nick Leddy scoring the game-winner, to log their sixth consecutive victory to open the 2012-13 campaign. The win sets a franchise record for best start to a season.

LEADERSHIP

PLAYERS

2010-19

OPPONENTS

TRADITION

RECORDS

PLAYOFFS

HISTORY

MINORS

MEDIA

DATES TO REMEMBER

LEADERSHIP
PLAYERS
2019-20
OPPONENTS
TRADITION
RECORDS
PLAYOFFS
HISTORY
MINORS
MEDIA

FEB. 22, 2013

The Blackhawks honor TV analyst Eddie Olczyk for his 2012 induction into the U.S. Hockey Hall of Fame prior to the game against the San Jose Sharks. Rookie Brandon Saad scores his first career shorthanded goal and game-winner in the 2-1 victory, which improves Chicago's record to 14-0-3 to begin the season and bests the existing NHL record, set by the Anaheim Ducks in 2006-07.

MARCH 5, 2013

Marian Hossa is given a rousing pregame tribute by teammates, who don his No. 81 jersey during warmups, and the organization, in honor of his 1,000th NHL game, which he played on March 3 in Detroit. Hossa goes on to score the game-winner in a 5-3 win over the Minnesota Wild.

MARCH 6, 2013

The Blackhawks defeat the Colorado Avalanche 3-2 after Daniel Carillo scores the game-winner with just 50 seconds left in regulation. The win marked the 24th consecutive game from the start of the season gaining at least a point in the standings (21-0-3), setting a league record.

APRIL 19, 2013

TV announcer Pat Foley is recognized for his 30th season as the voice of the Blackhawks prior to the game against the Nashville Predators. The Blackhawks win 5-4, sweeping the season series with Nashville for the first time in team history.

APRIL 24, 2013

The Blackhawks earn the Presidents' Trophy for the first time since 1991 and the second time overall after defeating the Oilers 4-1 in Edmonton. Chicago had previously secured a playoff spot on April 7 and clinched the Central Division title on April 12, and are guaranteed home ice advantage throughout the 2013 Stanley Cup Playoffs as the NHL's top seed.

APRIL 28, 2013

Goaltenders Corey Crawford and Ray Emery are named the 2013 Jennings Trophy winners after allowing a combined 93 goals during the 2012-13 regular season. Chicago's netminders earn the honor for the first time since 1994-95 (E. Belfour).

MAY 1, 2013

The NHL announces that the Blackhawks will host the Pittsburgh Penguins in an outdoor game at Soldier Field on March 1, 2014, as part of the NHL Stadium Series, marking the team's second time hosting an outdoor game.

MAY 6, 2013

Brandon Saad is named a finalist for the 2013 Calder Trophy for most outstanding rookie. The 20-year-old, who was drafted by Chicago in 2011, becomes the club's fourth Calder Trophy finalist in the last five years.

MAY 15, 2013

Jonathan Toews is named a 2013 Selke Trophy finalist, his second career nomination. Five days later, he is picked by Hall of Famer Mark Messier as a finalists for the Mark Messier Leadership Award.

MAY 16, 2013

Patrick Kane is named one of three finalists for the 2013 Lady Byng Trophy as the league's most gentlemanly player after recording just eight penalty minutes in 47 regular-season games.

MAY 17, 2013

Head Coach Joel Quenneville is named one of three finalists for the 2013 Jack Adams Award for most outstanding coach. Quenneville led the Blackhawks to a league-best 77 points (36-7-5).

MAY 29, 2013

The Blackhawks defeat the Red Wings 2-1 in Game 7 of the Western Conference Semifinals after Brent Seabrook tallies at 3:35 of overtime. The series win marks the first time the team has recovered from a 3-1 series deficit to advance to the next round of the playoffs.

JUNE 8, 2013

The Blackhawks are presented with the Clarence Campbell Bowl as Western Conference champions after defeating the Los Angeles Kings 4-3 in Game 5. Patrick Kane records his second career playoff hat trick in the victory, including the game-winner at 11:40 of the second overtime period.

JUNE 12, 2013

The Blackhawks and Boston begin the Stanley Cup Final with an epic triple-overtime Game 1 at the United Center. Andrew Shaw scores the game-winner after 52:08 of extra hockey, ending the third-longest playoff game in franchise history and the fifth-longest game ever played in the Stanley Cup Final.

JUNE 14, 2013

Jonathan Toews wins his first career Selke Trophy as the league's best two-way forward, becoming the third Blackhawk to claim the honor and the first since Dirk Graham in 1991.

JUNE 24, 2013

The Blackhawks score two goals late in regulation to turn a 2-1 deficit into a 3-2 victory in Game 6 of the Stanley Cup Final and claim the franchise's fifth title. Bryan Bickell ties the game at 18:44 of the third period, and Dave Bolland scores the game-winner 17 seconds later, marking the latest Cup-clinching goal ever scored in regulation. Patrick Kane is awarded the 2013 Conn Smythe Trophy as playoff MVP.

JUNE 28, 2013

An estimated 2 million fans gather downtown and in Grant Park to celebrate the Blackhawks' 2013 Stanley Cup victory. The parade route takes the organization from the United Center down Washington Street and Columbus Drive, and the festivities continue in a rally in Grant Park.

OCT. 1, 2013

The Blackhawks hoist their fifth championship banner to the United Center rafters in a ceremony before the season opener against the Washington Capitals. Chicago records a 6-4 victory over the Capitals to become the first team to win on the night of their banner-raising ceremony since the Pittsburgh Penguins in 2009.

NOV. 4, 2013

Chicago Blackhawks players, coaches and executives bring the Stanley Cup to visit wounded soldiers at Walter Reed National Military Medical Center. After the visit, President Barack Obama hosts the team at the White House in honor of their 2013 Stanley Cup championship.

FEB. 12-24, 2014

Chicago shares the NHL lead with 10 players participating in the 2014 Winter Olympics in Sochi: Jonathan Toews, Duncan Keith and Patrick Sharp (CAN); Patrick Kane (USA); Marian Hossa and Michal Handzus (SVK); Michal Rozsival (CZE); and Niklas Hjalmarsson, Johnny Oduya and Marcus Kruger (SWE). Team Canada wins their second consecutive gold medal, while Team Sweden wins silver. The Blackhawks also tie the NHL lead with six medal-winners.

FEB. 28, 2014

Blackhawks players and staff hold a special presentation with the USA Warriors hockey team at Soldier Field to announce that the Warriors will be outfitted with new equipment. Each Blackhawks player and hockey staff member donate an unspecified amount, which is then matched by CCM/Reebok, to help provide the Warriors team with all new equipment. Each member of the Warriors receives a team jersey and socks, along with new helmets and gloves.

MARCH 1, 2014

The Blackhawks host the Pittsburgh Penguins at Soldier Field in the final game of the NHL's Coors Light Stadium Series, recording a 5-1 victory in front of 62,921 fans. Jonathan Toews leads the way offensively with three points (2G, 1A). Kris Versteeg nets his 100th career goal to become the only NHL player to score at Soldier Field, Wrigley Field and the United Center. Patrick Sharp and Bryan Bickell also tally for the Blackhawks, who outshoot the visitors 40-32 in the wintry elements.



MARCH 14, 2014

The Blackhawks announce plans to more than double the team's retail space, the Blackhawks Store, transforming it into a two-floor flagship store at one of the most highly-trafficked locations in the city: the intersection of Wacker Drive and Michigan Avenue. The project, conceived by Chipman Design Architecture, will be officially unveiled in fall 2014.

MARCH 17, 2014

The Blackhawks are selected as a finalist for the 2014 Street & Smith's SportsBusiness Journal and SportsBusiness Daily Professional Sports Team of the Year award.

MARCH 19, 2014

The Blackhawks post a 4-0 victory over the St. Louis Blues, marking Head Coach Joel Quenneville's 700th career win. Quenneville becomes the third coach in NHL history to reach the 700-win mark and the second fastest behind Scotty Bowman. Prior to the game, the Blackhawks honor Michal Handzus for appearing in his 1,000th career NHL contest.

MARCH 25, 2014

The Blackhawks clinch a spot in the 2014 Stanley Cup Playoffs, marking the franchise's sixth consecutive postseason berth.

APRIL 24, 2014

The Blackhawks are named No. 1 on the Bloomberg Businessweek 2014 Smartest Spenders in Sports ranking, which ranks all 122 franchises in the NFL, NBA, NHL and MLB based on how much each organization spent in player payroll for every win during the last five seasons. Additionally, Jonathan Toews is named a finalist for the 2014 Frank J. Selke Trophy, given annually to the forward who best excels in the defensive aspects of the game, marking his second consecutive nomination and third career nod.

APRIL 28, 2014

Duncan Keith is named a 2014 James Norris Trophy finalist, his second career nomination.

APRIL 29, 2014

Jonathan Toews is named a finalist for the 2014 Mark Messier NHL Leadership Award, presented by Bridgestone, given annually to the player who exemplifies great leadership qualities on and off the ice during the regular season.

MAY 15, 2014

The Blackhawks and Chicago's WGN-TV announce a three-year extension of the station's television rights, keeping Blackhawks hockey on "Chicago's Very Own" through the conclusion of the 2018-19 NHL season.

JUNE 5, 2014

Television play-by-play announcer Pat Foley is selected as the Foster Hewitt Memorial Award winner for outstanding contributions as a hockey broadcaster. He is inducted into the Hockey Hall of Fame in a ceremony on Nov. 17 in Toronto.

JUNE 18, 2014

Radio play-by-play broadcaster John Wiedeman and color analyst Troy Murray receive top honors in the Chicago Market "Best Radio Play-By-Play" category at the 2014 Illinois Broadcasters Association Silver Dome Awards.

JUNE 22, 2014

The NHL announces that the Blackhawks will face off against the Washington Capitals in the 2015 NHL Bridgestone Winter Classic on Jan. 1, 2015, at 12 p.m. CT in Washington, D.C. This marks the organization's second Winter Classic appearance and third outdoor game.

JUNE 24, 2014

Duncan Keith wins his second Norris Trophy at the NHL Awards, held in Las Vegas.

JULY 9, 2014

The Blackhawks announce that the organization has agreed to terms with Jonathan Toews and Patrick Kane on eight-year contract extensions, which run through the 2022-23 National Hockey League season. A formal press conference is held at the United Center the following week on July 16.

OCT. 10, 2014

The Blackhawks open their flagship retail store, the Blackhawks Store, at 333 North Michigan Avenue. The project, developed by Wirtz Realty, transformed the landmark building into a 5,000 square-foot, two-story retail location at one of the most highly-trafficked areas in Chicago at the intersection of Wacker Drive and Michigan Avenue.

LEADERSHIP

PLAYERS

2018-19

OPPONENTS

TRADITION

RECORDS

PLAYOFFS

HISTORY

MINORS

MEDIA

DATES TO REMEMBER

OCT. 26, 2014

Patrick Kane reaches the 500-point milestone with an assist in a 2-1 win over Ottawa.

OCT. 30, 2014

Marian Hossa tallies his 1,000th career point with a goal in a 5-4 overtime win at Ottawa, marking his 1,000th NHL appearance.

JAN. 1, 2015

The Blackhawks fall 3-2 to the Washington Capitals in the 2015 Bridgestone NHL Winter Classic on New Year's Day at Nationals Park in Washington, D.C., marking their third-ever outdoor game, which equals the NHL record for the most appearances. With an assist in the contest, Jonathan Toews sets a league record for outdoor points (26, 3A).

JAN. 23-25, 2015

The Blackhawks send a league-high five players to the 2015 Honda NHL All-Star Weekend at Nationwide Arena. On Jan. 24, the league announces that the Blackhawks will participate in their record fourth outdoor game, taking on the Minnesota Wild at TCF Bank Stadium in Minneapolis on Feb. 26, 2016. On Jan. 25, Team Toews, which features Jonathan Toews, Corey Crawford and Brent Seabrook, posts a 17-12 victory over Team Foligno, which includes assistant captain Patrick Kane and Duncan Keith.

FEB. 6, 2015

Joel Quenneville earns his 300th win as Blackhawks bench boss with a 2-1 overtime victory at Winnipeg, 17 days after he coaches his 500th game with the club in a 6-1 win over Arizona.

MARCH 23, 2015

Jonathan Toews registers his 500th career point with an assist in a 3-1 win at Carolina.

APRIL 2, 2015

The Blackhawks clinch a spot in the 2015 Stanley Cup Playoffs, marking the franchise's seventh consecutive postseason berth, their first such streak since 1997.

APRIL 11, 2015

Corey Crawford is named the 2015 Jennings Trophy winner (in conjunction with Montreal's Carey Price) after the Blackhawks allow a league-low 189 goals during the 2014-15 regular season.

APRIL 22, 2015

Jonathan Toews is named a finalist for the 2015 Selke Trophy, his third career nomination after finishing the regular season with a team-high 66 points and 28 goals.

MAY 4, 2015

Jonathan Toews is selected by Hall of Famer Mark Messier as one of the three finalists for the 2015 Mark Messier Leadership Award, his second career nomination.

MAY 19, 2015

The Blackhawks notch a 3-2 triple-overtime victory over Anaheim in Game 2 of the Western Conference Final after Marcus Kruger nets the game-winner at 16:12 of the third overtime period, ending the longest game in franchise history.

MAY 30, 2015

The Blackhawks are presented with the Clarence Campbell Bowl as Western Conference champions after defeating the Anaheim Ducks 5-3 in Game 7 of the conference final.

JUNE 15, 2015

The Blackhawks shut out Tampa Bay in Game 6 of the Stanley Cup Final to earn a 2-0 victory at the United Center to claim the franchise's sixth title and first on home ice since 1938. Duncan Keith is unanimously awarded the 2015 Conn Smythe Trophy as playoff MVP after tying a franchise record for points by a defenseman (21) and becoming one of four players to reach the 700-minute mark in a single playoff year since the TOI statistic was introduced in 1998.

JUNE 18, 2015

An estimated 2 million fans gather downtown, including over 60,000 at Soldier Field, to celebrate the Blackhawks' 2015 Stanley Cup victory. The parade route takes the organization from the United Center to the rally at Soldier Field.

JUNE 24, 2015

Jonathan Toews wins the Mark Messier Leadership Award, becoming the first player in franchise history to do so.

JULY 15, 2015

The Blackhawks' #WhatsYourGoal campaign is honored with the Golden Matrix Award for Best Promotional Video at the 2015 Information Display Entertainment Association (IDEA) Conference. Additionally, the Blackhawks Game Operations Department and United Center Scoreboard Operations Department are named the National Hockey League's Best Overall Video Display and are finalists for the Best Special Occasion Video. The Blackhawks Game Operations Department and United Center Scoreboard Operations Department previously received a Golden Matrix Award for Best Overall Video Display in the NHL at the 2008 and 2009 IDEA Conferences.

JULY 30, 2015

The Blackhawks announce that the organization will build a 125,000 square-foot community training center for youth hockey development programs, recreational leagues and other events, which will also serve as the practice facility for the Blackhawks and visiting NHL teams. The state-of-the-art facility will be located two blocks south of the United Center on a 4-acre site previously housing Malcolm X College. Approximately 94 percent of the proposed facility's utilization will serve the surrounding community, including young adult, youth and community programs.

SEPT. 26, 2015

The Blackhawks announce an eight-year contract extension with Brent Seabrook, which runs through the end of the 2023-24 season.

OCT. 17-DEC. 13, 2015

Patrick Kane registers a franchise-record 26-game point streak (16G, 24A), passing Eddie Olczyk and Phil Kessel for the longest streak by a U.S.-born player (previously 18 games). His streak marks the longest streak by an active player and the longest streak since Mats Sundin's 30-game streak in 1992-93.

DEC. 11, 2015

The NCAA announces that the United Center, in conjunction with the University of Notre Dame, will host the 2017 NCAA Division I Men's Ice Hockey Championship from April 6-8, 2017, marking the first time the event has been held at the United Center.

DEC. 29, 2015-JAN. 19, 2016

The Blackhawks win 12 consecutive games, setting a club record and tying the league's longest streak of the season; Chicago becomes the 14th team in NHL history to post a winning streak of 12 or more games. During the same span, Corey Crawford registers a career-best nine-game win streak.

JAN. 14, 2016

The Blackhawks post a 2-1 win over the Montreal Canadiens at Bell Centre to move Joel Quenneville into second place on the NHL's all-time wins list, surpassing Al Arbour.

FEB. 11, 2016

In a press conference at the United Center featuring Chairman Rocky Wirtz, Commissioner Gary Bettman and Chicago Mayor Rahm Emanuel, it is announced that the Blackhawks and the city of Chicago will host the NHL Draft at the United Center from June 23-24, 2017, marking the first time the organization and city will host the two-day event.

FEB. 21, 2016

The Blackhawks face off against the Minnesota Wild in the 2016 Coors Light NHL Stadium Series at TCF Bank Stadium, marking the organization's fourth outdoor game. Chicago falls 6-1 in the contest, but Jonathan Toews registers an assist for his league-best sixth point (2G, 4A) in an outdoor game.

LEADERSHIP
PLAYERS
2014-15
OPPONENTS
TRADITION
RECORDS
PLAYOFFS
HISTORY
MINORS
MEDIA

DATES TO REMEMBER

MARCH 2, 2016

Seven Blackhawks are named to initial World Cup of Hockey rosters. Artem Anisimov (Russia), Corey Crawford (Canada), Niklas Hjalmarsson (Sweden), Marian Hossa (Europe), Patrick Kane (USA), Duncan Keith (Canada), Artemi Panarin (Russia) and Jonathan Toews (Canada) are all selected to represent their countries. Marcus Kruger (Sweden) and Ville Pokka (Finland) are later added as team rosters were completed, and Michal Kempny (Czech Republic) signs with the club as a free agent after being named. Additionally, Joel Quenneville is named to Team Canada's coaching staff. SVP/GM Stan Bowman is previously selected to serve as the Co-Manager for Team North America.

MARCH 9, 2016

The NHL announces that the Blackhawks will match up against their Central Division rival St. Louis Blues in the 2017 Bridgestone NHL Winter Classic on Jan. 2, 2017, at Busch Stadium.

APRIL 3, 2016

Joel Quenneville records his 800th career win with a 6-4 result over Boston.

APRIL 10, 2016

Patrick Kane wins the 2016 Art Ross Trophy as the league's leading scorer, finishing the 2015-16 regular season with a career-high 106 points (46G, 60A), becoming the first U.S.-born player to lead the league in scoring. He is also the first Blackhawks player to win the award since Stan Mikita captured his fourth Art Ross Trophy award in the 1967-68 season.

JUNE 15, 2016

Chicago Mayor Rahm Emanuel and Blackhawks Chairman Rocky Wirtz break ground on the organization's new 125,000 square-foot Community Ice Arena on the Near West Side. The state-of-the-art facility will house year-round youth hockey programs, recreational leagues and events, and serve as the practice facility for the organization and visiting NHL teams.

JUNE 22, 2016

Patrick Kane wins the Hart Memorial Trophy, awarded "to the player adjudged to be the most valuable to his team" as selected by the Professional Hockey Writers Association, becoming Chicago's first Hart Trophy winner since 1967-68 (Stan Mikita). Kane becomes the second American-born player to win the Hart Memorial Trophy, joining Billy Burch, who won the award in 1925—the second year of its existence. The Buffalo, N.Y., native also takes home the Ted Lindsay Award, given to the most outstanding player as selected by the National Hockey League Players Association. Artemi Panarin wins the Calder Memorial Trophy, awarded "to the player selected as the most proficient in his first year of competition in the National Hockey League," as selected by the PHWA.

OCT. 18, 2016

With his first tally of the season in a 7-4 win over Philadelphia, Marian Hossa becomes the 44th player in NHL history to score 500 career goals.

JAN. 2, 2017

The Blackhawks participate in their league-record fifth outdoor game, facing off against the St. Louis Blues at Busch Stadium. Michal Kempny tallies the team's lone goal in a 4-1 defeat.

JAN. 28, 2017

To kick off the NHL's centennial celebration, the league unveils the 100 Greatest NHL Players at a formal event at the NHL All-Star weekend in Los Angeles. Jonathan Toews, Duncan Keith and Patrick Kane, along with Chicago's four Hall of Fame ambassadors (Stan Mikita, Tony Esposito, Denis Savard and Bobby Hull) and all-time Blackhawks greats Max Bentley and Glenn Hall were included in the group. Toews, Keith and Kane were among the six active players honored.

APRIL 1, 2017

The Blackhawks clinch first seed in the Central Division and claim their 16th division title in franchise history.

APRIL 6-8, 2017

The United Center plays host to the NCAA Division I Men's Ice Hockey Championship. The University of Denver defeats the University of Minnesota-Duluth 3-2 in the title game. Notre Dame and Harvard are the other two teams in the Frozen Four.

JUNE 23-24, 2017

Chicago hosts the 2017 NHL Draft, a two-day event that attracts a record weekend crowd of 47,514 fans. Weekend festivities include a Fan Fest in the United Center parking lots, and the team makes nine picks across seven rounds.

NOVEMBER 16, 2017

The Blackhawks host their first practice at the new MB Ice Arena - Chicago Blackhawks Community Ice Rink just two blocks south of the United Center.

DECEMBER 11, 2017

In front of dignitaries, team staff and fans, the Chicago Blackhawks hold the official Grand Opening and Ribbon Cutting Ceremony for the MB Ice Arena - Chicago Blackhawks Community Ice Rink.

DECEMBER 17, 2017

With goals scored by Vinnie Hinostroza and Tommy Wingels at Winnipeg, it marked the first time in franchise history that two Illinois-born players scored for the Blackhawks in the same game.

JANUARY 20, 2018

Patrick Kane recorded his 800th career point vs. the New York Islanders at the United Center, becoming the fifth player in Blackhawks history to reach that milestone and the 16th American-born player to hit the 800 point plateau.

MARCH 10, 2018

Joel Quenneville coached in his 1,608th career game, giving him sole possession of second all-time in NHL history.

MARCH 29, 2018

Brent Seabrook skated in his 1,000th career NHL vs. Winnipeg at the United Center, he became the fifth player in Blackhawks franchise history to surpass the 1,000 game plateau. That same game saw the NHL debuts of forward Dylan Sikura, goaltender Collin Delia and emergency goaltender Scott Foster. It was the first time in Blackhawks history two goaltenders made their NHL debut in the same game.

JULY 23, 2018

Blackhawks announce that Chris Chelios will rejoin the organization as official team ambassador. Chelios is the first ambassador named to the role since Denis Savard joined the team in October of 2008. Chelios, Savard, Bobby Hull, Stan Mikita and Tony Esposito currently serve in the role.

AUGUST 7, 2018

The Blackhawks mourn the loss of Stan Mikita who passed away on this date at the age of 78. The Hockey Hall of Famer and Blackhawks Ambassador played his entire 22-year career with Chicago. On August 12, a public viewing is held at the United Center Atrium where fans pay their respects to "Stosh" and the Mikita family.

OCT. 13, 2018

Blackhawks defenseman Duncan Keith skated in his 1,000th career NHL game vs. St. Louis at the United Center. He became the sixth player in Blackhawks history to surpass the 1,000 games played mark.

NOV. 4, 2018

The Chicago Blackhawks make a coaching change, relieving Joel Quenneville of his duties and naming Jeremy Colliton the 38th head coach in franchise history. Colliton becomes the youngest current coach in the NHL at 33 and the youngest head coach in Blackhawks history.

LEADERSHIP

PLAYERS

2018-19

OPPONENTS

TRADITION

RECORDS

PLAYOFFS

HISTORY

MINORS

MEDIA

DATES TO REMEMBER



JAN. 1, 2019

At historic Notre Dame Stadium, the Blackhawks and Boston Bruins participated in the 2019 Winter Classic in front of 76,126 fans. Blackhawks goals were scored by Brendan Perlini and Dominik Kahun. Chicago fell to Boston, 4-2.

JAN. 6 – FEB. 18, 2019

Patrick Kane established a franchise-record 17-game assist streak (28A).

FEB. 14, 2019

Blackhawks forward Chris Kunitz skated in his 1,000th career NHL vs. New Jersey at the United Center. Kunitz played the majority of his 15-year NHL career with Pittsburgh (5696).

MAY 6, 2019

The Chicago Blackhawks practice facility was renamed Fifth Third Arena – Chicago Blackhawks Community Ice Rink as a result of a merger between Fifth Third Bancorp and MB Financial, Inc.

APRIL 9, 2019

When the numbers 2-3-9-11 were drawn by the NHL Lottery machine, the Chicago Blackhawks beat the odds and moved up ten spots to receive the third selection in the 2019 NHL Draft. The Blackhawks had odds of just 3.1% of moving up and the Blackhawks were able to earn their highest draft position in 12 years.

LEADERSHIP

PLAYERS

2018-19

OPPONENTS

TRADITION

RECORDS

PLAYOFFS

HISTORY

MINORS

MEDIA

HISTORY OF THE BLACKHAWKS

1926-27 CHICAGO BLACKHAWKS

19-22-3, 41 POINTS, 3RD AMERICAN DIVISION

GM	DATE	OPPONENT	RESULT	SCORE	RECORD	GM	DATE	OPPONENT	RESULT	SCORE	RECORD
1	11/17	TORONTO	W	4-1	1-0-0	40	03/15	BOSTON	L	1-2 OT	18-20-2
2	11/20	BOSTON	W	5-1	2-0-0	41	03/17	@ Pit Pirates	L	2-6	18-21-2
3	11/24	DETROIT	L	0-1	2-1-0	42	03/19	PIT PIRATES	W	3-2 OT	19-21-2
4	11/27	PIT PIRATES	L	3-5	2-2-0	43	03/22	DETROIT	T	3-3 OT	19-21-3
5	11/30	@ NY Rangers	L	3-4 OT	2-3-0	44	03/25	@ NY Rangers	L	0-4	19-22-3
6	12/01	@ NY Americans	T	2-2 OT	2-3-1						
7	12/04	@ Mtl Maroons	W	5-3	3-3-1						
8	12/07	OTTAWA	L	2-3	3-4-1						
9	12/09	@ Toronto	L	2-5	3-5-1						
10	12/11	@ Montreal	W	3-0	4-5-1						
11	12/15	NY RANGERS	W	6-2	5-5-1						
12	12/18	NY AMERICANS	W	4-2	6-5-1						
13	12/22	MONTREAL	L	1-3	6-6-1						
14	12/25	DETROIT	W	2-0	7-6-1						
15	12/29	MTL MAROONS	W	5-4 OT	8-6-1						
16	01/01	NY RANGERS	L	0-4	8-7-1						
17	01/04	PIT PIRATES	L	1-2	8-8-1						
18	01/08	@ Pit Pirates	W	4-0	9-8-1						
19	01/11	@ Boston	L	3-6	9-9-1						
20	01/16	@ NY Rangers	L	4-5	9-10-1						
21	01/19	TORONTO	W	4-3 OT	10-10-1						
22	01/22	BOSTON	T	2-2 OT	10-10-2						
23	01/27	@ Pit Pirates	L	2-4	10-11-2						
24	01/29	@ Toronto	L	1-6	10-12-2						
25	02/01	@ Detroit	L	3-4 OT	10-13-2						
26	02/03	@ Mtl Maroons	L	0-3	10-14-2						
27	02/05	@ Ottawa	L	1-2	10-15-2						
28	02/09	OTTAWA	W	5-3	11-15-2						
29	02/11	MONTREAL	W	6-1	12-15-2						
30	02/13	@ NY Americans	L	1-2 OT	12-16-2						
31	02/15	@ Boston	L	0-3	12-17-2						
32	02/19	@ Detroit	W	4-1	13-17-2						
33	02/23	NY AMERICANS	W	3-1	14-17-2						
34	02/26	MTL MAROONS	L	1-2 OT	14-18-2						
35	03/01	NY RANGERS	W	3-0	15-18-2						
36	03/03	@ Montreal	L	1-7	15-19-2						
37	03/05	@ Ottawa	W	2-1 OT	16-19-2						
38	03/08	@ Detroit	W	4-1	17-19-2						
39	03/13	@ Boston	W	4-0	18-19-2						

PLAYER	GP	G	A	PTS	PIM	PLAYER	GP	G	A	PTS	PIM
IRVIN, DICK	44	18	18	36	34	LEHMAN, HUGH	44	0	0	0	0
DYE, CECIL	41	25	5	30	14						
HAY, GEORGE	35	14	10	24	12						
MACKAY, MICKEY	34	14	8	22	23						
FRASER, GORDON	44	14	6	20	93						
MCVEIGH, CHARLES	44	12	4	16	17						
WILSON, CULLY	42	8	4	12	42						
RODDEN, EDDIE	19	3	3	6	0						
TRAPP, BOB	44	4	2	6	94						
DUTKOWSKI, DUKE	28	3	2	5	22						
TRAUB, PERCY	42	0	2	2	83						
DORATY, KEN	18	0	0	0	0						
MC FARLANE, GORDON	2	0	0	0	0						
RILEY, JIM	3	0	0	0	0						
TOWNSEND, ART	5	0	0	0	0						

GOALIES	GP	W	L	T	MIN	GA	SO	AVG
LEHMAN, HUGH	44	19	22	3	2,797	116	5	2.49

LEADERSHIP

PLAYERS

2018-19

OPPONENTS

TRADITION

RECORDS

PLAYOFFS

HISTORY

MINORS

MEDIA

HISTORY OF THE BLACKHAWKS

1927-28 CHICAGO BLACKHAWKS

7-34-3, 17 POINTS, 5TH AMERICAN DIVISION

	GM	DATE	OPPONENT	RESULT	SCORE	RECORD	GM	DATE	OPPONENT	RESULT	SCORE	RECORD
LEADERSHIP	1	11/15	@ Boston	T	1-1 OT	0-0-1	38	03/01	@ Mtl Maroons	L	3-6	7-28-3
	2	11/17	@ Mtl Maroons	W	3-2	1-0-1	39	03/03	@ Ottawa	L	1-3	7-29-3
	3	11/19	@ Toronto	L	2-4	1-1-1	40	03/10	@ Pit Pirates	L	2-5	7-30-3
	4	11/23	OTTAWA	L	0-2	1-2-1	41	03/12	PIT PIRATES	L	1-2	7-31-3
PLAYERS	5	11/26	DETROIT	T	0-0 OT	1-2-2	42	03/15	BOSTON	L	1-3	7-32-3
	6	11/30	MONTREAL	L	2-5	1-3-2	43	03/17	DETROIT	L	0-7	7-33-3
	7	12/01	@ Detroit	L	1-3	1-4-2	44	03/21	NY RANGERS	L	1-6	7-34-3
	8	12/03	NY RANGERS	W	4-2	2-4-2						
2019-19	9	12/07	NY AMERICANS	L	1-2	2-5-2						
	10	12/10	BOSTON	L	0-2	2-6-2						
	11	12/14	TORONTO	L	2-4	2-7-2						
	12	12/17	@ Pit Pirates	W	5-2	3-7-2						
OPPONENTS	13	12/18	@ NY Americans	L	0-2	3-8-2						
	14	12/22	@ Montreal	L	2-5	3-9-2						
	15	12/25	@ NY Rangers	L	0-2	3-10-2						
	16	12/28	MTL MAROONS	L	3-4	3-11-2						
TRADITION	17	01/02	TORONTO	L	1-4	3-12-2						
	18	01/04	MONTREAL	L	1-3	3-13-2						
	19	01/08	@ NY Rangers	L	0-5	3-14-2						
	20	01/10	@ Boston	L	1-3	3-15-2						
RECORDS	21	01/12	@ Pit Pirates	L	0-2	3-16-2						
	22	01/16	PIT PIRATES	L	1-2	3-17-2						
	23	01/18	DETROIT	W	2-0	4-17-2						
	24	01/21	BOSTON	T	1-1 OT	4-17-3						
PLAYOFFS	25	01/24	@ Montreal	L	0-10	4-18-3						
	26	01/26	@ Ottawa	L	6-9	4-19-3						
	27	01/28	@ Toronto	L	1-4	4-20-3						
	28	01/29	DETROIT	L	2-4	4-21-3						
HISTORY	29	02/05	@ NY Americans	W	6-0	5-21-3						
	30	02/08	PIT PIRATES	L	1-2	5-22-3						
	31	02/10	MTL MAROONS	L	2-3	5-23-3						
	32	02/12	@ NY Rangers	W	3-0	6-23-3						
MINORS	33	02/14	@ Boston	L	0-1	6-24-3						
	34	02/19	@ Detroit	W	2-1	7-24-3						
	35	02/22	OTTAWA	L	2-3	7-25-3						
	36	02/25	NY RANGERS	L	0-1	7-26-3						
MEDIA	37	02/28	NY AMERICANS	L	1-2	7-27-3						

HISTORY	PLAYER					PLAYER									
	GP	G	A	PTS	PIM	GP	G	A	PTS	PIM					
	KEATS, DUKE	33	14	8	22	52	GRAHAM, TED	20	1	0	1	8			
	MACKAY, MICKEY	36	17	4	21	23	LAFRANCE, LEO	15	1	0	1	4			
	MCVEIGH, CHARLES	40	6	8	14	10	WASNIE, NICK	14	1	0	1	22			
MAJORS	ARBOUR, TY	33	5	5	10	32	HOFFINGER, VAL	18	0	1	1	18			
	WENTWORTH, CY	43	5	5	10	31	RODDEN, EDDIE	8	0	1	1	6			
	IRVIN, DICK	12	5	4	9	14	DYE, CECIL	11	0	0	0	0			
	DENNENY, CORBETT	18	5	0	5	12	STANLEY, BARNIE	1	0	0	0	0			
	BROWNE, CECIL	13	2	0	2	4	GARDINER, CHARLES	40	0	0	0	0			
MEDIA	MCCALMON, EDDIE	23	2	0	2	6	LEHMAN, HUGH	4	0	0	0	0			
	FRASER, GORDON	10	1	1	2	10									
	MILLER, EARL	22	1	1	2	34	GOALIES	GP	W	L	T	MIN	GA	SO	AVG
	MORAN, AMBY	23	1	1	2	14	GARDINER, CHARLES	40	6	32	2	2,420	114	3	2.83
	TAYLOR, RALPH	25	1	1	2	36	LEHMAN, HUGH	4	1	2	1	250	20	1	4.80
	TRAPP, BOB	38	0	2	2	37									

HISTORY OF THE BLACKHAWKS

1928-29 CHICAGO BLACKHAWKS

7-29-8, 22 POINTS, 5TH AMERICAN DIVISION

GM	DATE	OPPONENT	RESULT	SCORE	RECORD	GM	DATE	OPPONENT	RESULT	SCORE	RECORD
1	11/15	@ Toronto	L	0-2	0-1-0	40	03/05	@ Pit Pirates	L	2-3 OT	6-28-6
2	11/17	@ Mtl Maroons	L	2-4	0-2-0	41	03/07	TORONTO*	T	1-1 OT	6-28-7
3	11/20	PIT PIRATES	L	0-2	0-3-0	42	03/10	PIT PIRATES*	W	1-0	7-28-7
4	11/22	NY RANGERS	L	1-2	0-4-0	43	03/12	@ Boston	L	1-11	7-29-7
5	11/25	BOSTON	T	1-1 OT	0-4-1	44	03/14	@ NY Rangers	T	1-1 OT	7-29-8
6	11/29	@ NY Rangers	L	1-2 OT	0-5-1						
7	12/01	@ Pit Pirates	W	3-2	1-5-1	#	Games moved to Detroit due to building conflicts.				
8	12/06	@ Ottawa	L	0-2	1-6-1	##	Bad ice in Chicago on 02/24; game moved to Detroit on 02/23.				
9	12/08	@ Montreal	L	1-2	1-7-1	*	Games moved to Fort Erie, Ontario, due to building conflicts.				
10	12/11	OTTAWA	W	2-1	2-7-1	**	Games moved to Windsor, Ontario, due to building conflicts.				
11	12/16	NY AMERICANS	L	0-1	2-8-1						
12	12/18	MONTREAL	L	0-5	2-9-1						
13	12/25	@ Boston	W	2-1	3-9-1						
14	12/27	@ NY Americans	W	2-0	4-9-1						
15	12/30	@ Detroit	L	1-3	4-10-1						
16	01/01	DETROIT	L	1-2	4-11-1						
17	01/03	TORONTO	L	0-2	4-12-1						
18	01/06	DETROIT	L	1-3	4-13-1						
19	01/08	@ Pit Pirates	L	0-1 OT	4-14-1						
20	01/10	MTL MAROONS	T	1-1 OT	4-14-2						
21	01/13	PIT PIRATES	T	1-1 OT	4-14-3						
22	01/15	@ Montreal	L	0-1	4-15-3						
23	01/17	@ NY Rangers	L	0-1	4-16-3						
24	01/20	BOSTON	L	0-2	4-17-3						
25	01/22	@ Ottawa	T	1-1 OT	4-17-4						
26	01/26	@ Toronto	L	0-2	4-18-4						
27	01/29	@ Boston	L	1-4	4-19-4						
28	01/31	@ Mtl Maroons	L	0-2	4-20-4						
29	02/03	NY RANGERS#	L	2-3	4-21-4						
30	02/05	@ Detroit	W	1-0	5-21-4						
31	02/07	@ NY Americans	L	0-1	5-22-4						
32	02/10	NY AMERICANS*	L	0-1	5-23-4						
33	02/14	MONTREAL*	L	0-1	5-24-4						
34	02/17	BOSTON*	L	0-3	5-25-4						
35	02/21	OTTAWA#	L	0-3	5-26-4						
36	02/23	DETROIT##	T	0-0 OT	5-26-5						
37	02/26	@ Detroit	L	0-3	5-27-5						
38	02/28	NY RANGERS#	T	0-0 OT	5-27-6						
39	03/02	MTL MAROONS**	W	2-1	6-27-6						

PLAYER	GP	G	A	PTS	PIM	PLAYER	GP	G	A	PTS	PIM
RIIPLEY, VIC	38	11	2	13	29	TAYLOR, RALPH	38	0	0	0	64
GOTTSELIG, JOHN	44	5	3	8	24	GARDINER, CHARLES	44	0	0	0	2
IRVIN, DICK	39	6	1	7	36						
ARBOUR, TY	44	3	4	7	30						
MARCH, HAROLD	35	3	3	6	8						
COUTURE, ROSIE	43	1	3	4	24						
WENTWORTH, CY	44	2	1	3	46						
MILLER, EARL	17	1	1	2	28						
MCKINNON, ALEX	44	1	1	2	54						
KEATS, DUKE	3	0	1	1	0						
LOUGHLIN, CLEM	24	0	1	1	16						
LESIEUR, ART	3	0	0	0	0						
GARDINER, HERB	4	0	0	0	0						
BURNS, BOBBY	7	0	0	0	0						
HOFFINGER, VAL	10	0	0	0	10						

GOALIES	GP	W	L	T	MINS	GA	SO	AVG
GARDINER, CHARLES	44	7	29	8	2,758	85	5	1.85

LEADERSHIP

PLAYERS

2018-19

OPPONENTS

TRADITION

RECORDS

PLAYOFFS

HISTORY

MINORS

MEDIA

1929-30 CHICAGO BLACKHAWKS

21-18-5, 47 POINTS, 2ND AMERICAN DIVISION

LEADERSHIP
PLAYERS
2018-19
OPPONENTS
TRADITION
RECORDS
PLAYOFFS
HISTORY
MINORS
MEDIA

GM	DATE	OPPONENT	RESULT	SCORE	RECORD
1	11/14	@ Toronto	T	2-2 OT	0-0-1
2	11/16	@ Montreal	T	4-4 OT	0-0-2
3	11/19	@ NY Americans	W	5-1	1-0-2
4	11/21	OTTAWA	L	5-6 OT	1-1-2
5	11/24	DETROIT	W	4-0	2-1-2
6	11/28	NY RANGERS	L	2-3	2-2-2
7	12/01	BOSTON	W	3-1	3-2-2
8	12/05	@ Pit Pirates	W	5-2	4-2-2
9	12/08	NY Americans	W	4-2	5-2-2
10	12/12	MTL MAROONS	W	4-3	6-2-2
11	12/15	PIT PIRATES	W	3-1	7-2-2
12	12/19	@ Detroit	L	3-4	7-3-2
13	12/21	@ Boston	L	1-4	7-4-2
14	12/22	@ NY Rangers	L	1-3	7-5-2
15	12/24	@ Ottawa	W	3-1	8-5-2
16	12/26	@ Mtl Maroons	W	4-3	9-5-2
17	12/29	TORONTO	L	3-4	9-6-2
18	01/01	MONTREAL	L	2-3 OT	9-7-2
19	01/05	DETROIT	L	0-4	9-8-2
20	01/09	@ Detroit	T	1-1 OT	9-8-3
21	01/12	NY RANGERS	W	2-1	10-8-3
22	01/14	PIT PIRATES	W	6-2	11-8-3
23	01/16	BOSTON	W	2-1	12-8-3
24	01/19	@ NY Rangers	L	1-4	12-9-3
25	01/21	@ Boston	L	1-5	12-10-3
26	01/25	@ Pit Pirates (A)	W	5-2	13-10-3
27	01/28	@ Ottawa	W	2-1	14-10-3
28	01/30	@ Montreal	L	0-1 OT	14-11-3
29	02/01	@ Toronto	L	0-6	14-12-3
30	02/02	@ Detroit	W	4-1	15-12-3
31	02/06	MTL MAROONS	W	3-2	16-12-3
32	02/16	MONTREAL	L	1-2 OT	16-13-3
33	02/18	NY AMERICANS	L	4-6 OT	16-14-3
34	02/20	OTTAWA	L	2-5	16-15-3
35	02/23	DETROIT	L	1-2	16-16-3
36	02/25	@ Mtl Maroons	W	2-0	17-16-3
37	02/27	@ NY Rangers	T	1-1 OT	17-16-4

GM	DATE	OPPONENT	RESULT	SCORE	RECORD
38	03/02	PIT PIRATES	W	3-0	18-16-4
39	03/04	NY RANGERS	T	2-2 OT	18-16-5
40	03/08	@ Pit Pirates (B)	W	4-3	19-16-5
41	03/09	@ NY Americans	L	2-5	19-17-5
42	03/11	@ Boston	L	3-4	19-18-5
43	03/13	BOSTON	W	3-2 OT	20-18-5
44	03/18	TORONTO	W	4-1	21-18-5

A at Atlantic City, N.J.
B at Fort Erie, Ontario.

PLAYER	GP	G	A	PTS	PIM
COOK, TOM	41	14	16	30	18
GOTTSSELIG, JOHN	39	21	4	25	30
SOMERS, ART	44	11	13	24	76
ARBOUR, TY	42	10	8	18	26
DUTKOWSKI, DUKE	44	7	10	17	44
MILLER, EARL	28	11	5	16	50
COUTURE, ROSIE	43	8	8	16	67
RIPLY, VIC	38	8	8	16	35
INGRAM, FRANK	37	6	10	16	28
MARCH, HAROLD	43	8	7	15	50
ADAMS, STEWART	24	4	6	10	18
WENTWORTH, CY	37	3	4	7	30
ABEL, CLARENCE	38	3	3	6	46
GRAHAM, TED	26	1	2	3	25
TAYLOR, RALPH	17	1	0	1	42
BURNS, BOBBY	12	1	0	1	2

PLAYER	GP	G	A	PTS	PIM
BOSTROM, HELGE	20	0	1	1	16
GARDINER, CHARLES	44	0	0	0	0

GOALIES	GP	W	L	T	MINs	GA	SO	AVG
GARDINER, CHARLES	44	21	18	5	2,750	111	3	2.42

HISTORY OF THE BLACKHAWKS

1930-31 CHICAGO BLACKHAWKS

24-17-3, 51 POINTS, 2ND AMERICAN DIVISION

GM	DATE	OPPONENT	RESULT	SCORE	RECORD	GM	DATE	OPPONENT	RESULT	SCORE	RECORD
1	11/16	NY RANGERS	T	1-1 OT	0-0-1	40	03/12	BOSTON	W	3-2	22-15-3
2	11/20	BOSTON	W	1-0	1-0-1	41	03/15	TORONTO	L	1-2	22-16-3
3	11/23	MONTREAL	W	3-0	2-0-1	42	03/17	@ Phi Quakers	W	4-0	23-16-3
4	11/25	@ Boston	W	4-3 OT	3-0-1	43	03/19	@ Toronto	L	2-8	23-17-3
5	11/27	@ NY Rangers	W	4-0	4-0-1	44	03/22	@ Detroit	W	2-1	24-17-3
6	11/29	@ Ottawa	W	3-0	5-0-1						
7	12/02	@ Mtl Maroons	L	1-2	5-1-1						
8	12/04	NY AMERICANS	W	4-2	6-1-1						
9	12/07	DETROIT	W	3-2	7-1-1						
10	12/09	@ Detroit	L	0-1	7-2-1						
11	12/14	MTL MAROONS	L	0-2	7-3-1						
12	12/16	OTTAWA	W	4-2	8-3-1						
13	12/18	@ Montreal	T	0-0 OT	8-3-2						
14	12/20	@ Toronto	L	1-3	8-4-2						
15	12/23	@ Phi Quakers	W	3-2	9-4-2						
16	12/28	TORONTO	L	2-3	9-5-2						
17	01/01	PHI QUAKERS	W	10-3	10-5-2						
18	01/04	DETROIT	L	1-2	10-6-2						
19	01/06	@ Boston	L	2-5	10-7-2						
20	01/08	@ Phi Quakers	W	4-0	11-7-2						
21	01/11	@ NY Rangers	W	2-0	12-7-2						
22	01/13	@ NY Americans	W	1-0	13-7-2						
23	01/15	BOSTON	W	2-0	14-7-2						
24	01/18	NY RANGERS	W	2-1	15-7-2						
25	01/22	PHI QUAKERS	W	5-2	16-7-2						
26	01/25	MTL MAROONS	L	2-3 OT	16-8-2						
27	02/01	MONTREAL	L	2-4	16-9-2						
28	02/05	PHI QUAKERS	W	6-1	17-9-2						
29	02/08	@ NY Rangers	W	3-2	18-9-2						
30	02/10	@ Boston	L	1-2 OT	18-10-2						
31	02/12	@ Ottawa	W	3-2	19-10-2						
32	02/15	NY RANGERS	L	1-2	19-11-2						
33	02/20	DETROIT	L	4-5 OT	19-12-2						
34	02/22	@ Detroit	T	1-1 OT	19-12-3						
35	02/24	@ Mtl Maroons	L	2-3 OT	19-13-3						
36	03/01	OTTAWA	W	5-0	20-13-3						
37	03/05	NY AMERICANS	W	1-0	21-13-3						
38	03/08	@ NY Americans	L	1-2	21-14-3						
39	03/10	@ Montreal	L	1-2	21-15-3						

PLAYER	GP	G	A	PTS	PIM	PLAYER	GP	G	A	PTS	PIM
GOTTSELIG, JOHN	42	20	12	32	12	JENKINS, ROGER	10	0	1	1	2
COOK, TOM	43	15	14	29	36	VOKES, ED	5	0	0	0	0
INGRAM, FRANK	43	17	4	21	37	GARDINER, CHARLES	44	0	0	0	0
COUTURE, ROSIE	44	8	11	19	29						
ADAMS, STEWART	35	5	13	18	24						
MARCH, HAROLD	44	11	6	17	38						
DESIARDINS, VICTOR	39	3	12	15	17						
RIPLEY, VIC	37	8	4	12	9						
ROMNES, ELWYN	30	5	7	12	10						
SOMERS, ART	33	3	6	9	35						
WENTWORTH, CY	44	4	4	8	12						
MILLER, EARL	19	3	4	7	10						
GRAHAM, TED	42	0	7	7	42						
ARBOUR, TY	41	3	3	6	12						
BOSTROM, HELGE	42	2	2	4	32						
DUTKOWSKI, DUKE	26	1	3	4	44						
ABEL, CLARENCE	43	0	1	1	43						

GOALIES	GP	W	L	T	MIN	GA	SO	AVG
GARDINER, CHARLES	44	24	17	3	2,710	78	12	1.73

LEADERSHIP
PLAYERS
2018-19
OPPONENTS
TRADITION
RECORDS
PLAYOFFS
HISTORY
MINORS
MEDIA

HISTORY OF THE BLACKHAWKS

1931-32 CHICAGO BLACKHAWKS

18-19-11, 47 POINTS, 2ND AMERICAN DIVISION

	GM	DATE	OPPONENT	RESULT	SCORE	RECORD	GM	DATE	OPPONENT	RESULT	SCORE	RECORD			
LEADERSHIP	1	11/12	@ Toronto	W	2-1	1-0-0	38	02/24	MTL MAROONS	W	3-1	14-14-10			
	2	11/15	NY AMERICANS	T	1-1 OT	1-0-1	39	02/27	@ Toronto	L	2-4	14-15-10			
	3	11/18	TORONTO	T	1-1 OT	1-0-2	40	03/01	@ Mtl Maroons	L	0-1	14-16-10			
	4	11/22	MTL MAROONS	W	4-2	2-0-2	41	03/04	NY AMERICANS	W	6-1	15-16-10			
PLAYERS	5	11/24	@ NY Rangers	T	1-1 OT	2-0-3	42	03/06	NY RANGERS	W	4-3 OT	16-16-10			
	6	11/26	@ Boston	L	0-1	2-1-3	43	03/08	@ NY Rangers	L	1-6	16-17-10			
	7	11/29	NY RANGERS	L	0-5	2-2-3	44	03/10	@ Boston	W	3-2	17-17-10			
	8	12/02	MONTREAL	W	2-1	3-2-3	45	03/12	@ Montreal	L	0-1	17-18-10			
2018-19	9	12/06	@ NY Americans	L	0-2	3-3-3	46	03/16	DETROIT	T	1-1 OT	17-18-11			
	10	12/08	@ Montreal	T	1-1 OT	3-3-4	47	03/19	@ Toronto	L	3-11	17-19-11			
	11	12/13	BOSTON	L	0-3	3-4-4	48	03/20	BOSTON	W	1-0	18-19-11			
	12	12/16	DETROIT	W	4-1 OT	4-4-4									
OPPONENTS	13	12/17	@ Detroit	L	1-4	4-5-4									
	14	12/20	TORONTO	W	1-0 OT	5-5-4									
	15	12/22	@ Mtl Maroons	T	1-1 OT	5-5-5									
	16	12/27	@ NY Rangers	L	1-3	5-6-5									
TRADITION	17	12/29	@ Boston	T	3-3 OT	5-6-6									
	18	01/01	NY AMERICANS	W	3-2	6-6-6									
	19	01/03	NY RANGERS	T	1-1 OT	6-6-7									
	20	01/06	DETROIT	W	4-2	7-6-7									
RECORDS	21	01/10	BOSTON	T	1-1 OT	7-6-8									
	22	01/13	MONTREAL	L	1-2	7-7-8									
	23	01/14	@ Detroit	L	0-2	7-8-8									
	24	01/17	MTL MAROONS	T	3-3 OT	7-8-9									
PLAYOFFS	25	01/19	@ Boston	W	3-2	8-8-9									
	26	01/21	@ NY Americans	W	1-0	9-8-9									
	27	01/23	@ Mtl Maroons	T	3-3 OT	9-8-10									
	28	01/27	DETROIT	W	2-1 OT	10-8-10									
HISTORY	29	01/28	@ Detroit	L	2-4	10-9-10									
	30	01/31	NY RANGERS	L	0-3	10-10-10									
	31	02/03	TORONTO	W	7-0	11-10-10									
	32	02/07	@ NY Rangers	L	0-1	11-11-10									
MINORS	33	02/09	@ NY Americans	W	3-1	12-11-10									
	34	02/11	@ Montreal	L	1-4	12-12-10									
	35	02/14	@ Detroit	L	1-3	12-13-10									
	36	02/17	MONTREAL	L	1-3	12-14-10									
MEDIA	37	02/20	BOSTON	W	2-1	13-14-10									
PLAYER							PLAYER								
GP	G	A	PTS	PIM			GP	G	A	PTS	PIM				
GOTTSELIG, JOHN	44	13	16	29	28		MILLER, EARL	8	0	0	0	0			
COOK, TOM	48	12	13	25	28		GARDINER, CHARLES	48	0	0	0	0			
MARCH, HAROLD	48	12	10	22	59		CLUDE, WILF	1	0	0	0	0			
THOMPSON, PAUL	48	8	14	22	38										
RIPLEY, VIC	46	12	6	18	44										
COUTURE, ROSIE	48	9	9	18	8										
WENTWORTH, CY	48	3	10	13	30										
LOWREY, GERRY	48	8	3	11	32										
ABEL, CLARENCE	48	4	3	7	34										
HOLMES, LOUIS	41	2	4	6	8										
BOUCHER, GEORGES	43	1	5	6	54										
ADAMS, STEWART	26	0	5	5	28										
INGRAM, FRANK	19	1	2	3	4										
GRAHAM, TED	48	0	3	3	50										
ROMNES, ELWYN	18	1	0	1	2										
COULTER, ART	13	0	1	1	26										
SHEA, PAT	10	0	1	1	0										
BOSTROM, HELGE	14	0	0	0	6										
GOALIES							GP	W	L	T	MIN	GA	SO	AVG	
							48	18	18	11	2,989	92	4	1.85	
							CLUDE, WILF	1	0	1	0	41	9	0	13.17

HISTORY OF THE BLACKHAWKS

1932-33 CHICAGO BLACKHAWKS

16-20-12, 44 POINTS, 4TH AMERICAN DIVISION

GM	DATE	OPPONENT	RESULT	SCORE	RECORD	GM	DATE	OPPONENT	RESULT	SCORE	RECORD
1	11/10	@ Detroit	L	1-3	0-1-0	40	02/26	NY RANGERS	L	1-4	14-16-10
2	11/13	NY AMERICANS	T	1-1 OT	0-1-1	41	03/02	NY AMERICANS	W	3-2	15-16-10
3	11/17	TORONTO	W	3-1	1-1-1	42	03/05	TORONTO	L	1-2	15-17-10
4	11/20	MONTREAL	W	2-1	2-1-1	43	03/07	OTTAWA	W	5-1	16-17-10
5	11/22	@ Boston	L	1-5	2-2-1	44	03/09	@ Ottawa	T	3-3 OT	16-17-11
6	11/24	@ NY Rangers	T	1-1 OT	2-2-2	45	03/11	@ Mtl Maroons	L	2-6	16-18-11
7	11/26	@ Montreal	L	1-2	2-3-2	46	03/14	@ Boston (A)	L	0-1	16-19-11
8	11/29	@ Ottawa	L	1-3	2-4-2	47	03/19	DETROIT	L	2-4	16-20-11
9	12/04	NY RANGERS	W	4-3	3-4-2	48	03/23	@ Toronto	T	2-2 OT	16-20-12
10	12/06	OTTAWA	T	1-1 OT	3-4-3	<p>A The only forfeit in Blackhawks history. With the Blackhawks trailing 3-2, the players refused to return to the ice after their coach, Tom Gorman, was ejected by referee Bill Stewart. Boston was awarded a 1-0 victory by Stewart.</p>					
11	12/08	DETROIT	W	3-1	4-4-3						
12	12/11	MTL MAROONS	T	2-2 OT	4-4-4						
13	12/15	BOSTON	L	0-1	4-5-4						
14	12/18	@ NY Americans	T	0-0 OT	4-5-5						
15	12/22	@ Mtl Maroons	W	4-1	5-5-5						
16	12/24	@ Toronto	W	2-1	6-5-5						
17	12/25	@ Detroit	L	0-4	6-6-5						
18	12/27	TORONTO	L	3-4	6-7-5						
19	01/01	MONTREAL	W	4-1	7-7-5						
20	01/05	BOSTON	T	0-0 OT	7-7-6						
21	01/08	MTL MAROONS	W	4-3	8-7-6						
22	01/10	@ NY Americans	L	1-3	8-8-6						
23	01/12	@ Montreal	L	2-4	8-9-6						
24	01/15	NY RANGERS	L	0-5	8-10-6						
25	01/19	NY AMERICANS	W	6-0	9-10-6						
26	01/22	OTTAWA	W	2-1	10-10-6						
27	01/24	@ Mtl Maroons	L	0-3	10-11-6						
28	01/26	@ NY Rangers	W	3-1	11-11-6						
29	01/29	@ NY Americans	L	0-4	11-12-6						
30	01/31	@ Boston	W	5-1	12-12-6						
31	02/02	@ Ottawa	T	1-1 OT	12-12-7						
32	02/04	@ Toronto	T	2-2 OT	12-12-8						
33	02/05	@ Detroit	L	0-1	12-13-8						
34	02/09	DETROIT	L	1-4	12-14-8						
35	02/12	MONTREAL	W	2-0	13-14-8						
36	02/16	BOSTON	W	2-1	14-14-8						
37	02/19	MTL MAROONS	T	0-0 OT	14-14-9						
38	02/21	@ NY Rangers	T	2-2 OT	14-14-10						
39	02/23	@ Montreal	L	0-2	14-15-10						

PLAYER	GP	G	A	PTS	PIM	PLAYER	GP	G	A	PTS	PIM
THOMPSON, PAUL	48	13	20	33	27	WEIBE, ART	4	0	0	0	0
COOK, TOM	48	12	14	26	30	GARDINER, CHARLES	48	0	0	0	0
GOTTSSELIG, JOHN	41	11	11	22	6						
ROMNES, ELMVYN	47	10	11	21	2						
MARCH, HAROLD	48	9	11	20	38						
COUTURE, ROSIE	46	10	7	17	26						
MCFADYEN, DON	48	5	10	15	20						
JENKINS, ROGER	46	3	10	13	42						
GRAHAM, TED	47	3	8	11	57						
MACKENZIE, BILL	36	4	4	8	13						
RIPLLEY, VIC	15	2	4	6	8						
COULTER, ART	46	3	2	5	53						
ABLE, CLARENCE	47	0	4	4	63						
BURCH, BILL	22	2	0	2	2						
BOSTROM, HELGE	20	1	0	1	14						
HOLMES, LOUIS	18	0	0	0	0						

GOALIES	GP	W	L	T	MIN	GA	SO	AVG
GARDINER, CHARLES	48	16	20	12	3,010	101	5	2.01

LEADERSHIP
PLAYERS
2018-19
OPPONENTS
TRADITION
RECORDS
PLAYOFFS
HISTORY
MINORS
MEDIA

1933-34 CHICAGO BLACKHAWKS

20-17-11, 51 POINTS, 2ND AMERICAN DIVISION

	GM	DATE	OPPONENT	RESULT	SCORE	RECORD	GM	DATE	OPPONENT	RESULT	SCORE	RECORD	
LEADERSHIP	1	11/09	NY AMERICANS	T	2-2 OT	0-0-1	38	02/20	@ NY Americans	L	1-3	17-11-10	
	2	11/12	NY RANGERS	W	1-0	1-0-1	39	02/22	NY AMERICANS	T	0-0 OT	17-11-11	
	3	11/14	@ Montreal	L	1-3	1-1-1	40	02/24	@ Montreal	L	2-3 OT	17-12-11	
	4	11/16	@ Ottawa	W	2-1	2-1-1	41	02/27	@ Boston	L	1-3	17-13-11	
PLAYERS	5	11/19	OTTAWA	W	2-1	3-1-1	42	03/01	NY RANGERS	L	1-3	17-14-11	
	6	11/21	@ Boston	L	0-2	3-2-1	43	03/04	MTL MAROONS	W	4-2	18-14-11	
	7	11/23	@ NY Americans	W	2-0	4-2-1	44	03/08	DETROIT	L	0-3	18-15-11	
	8	11/26	BOSTON	W	1-0	5-2-1	45	03/11	@ Detroit	L	2-3 OT	18-16-11	
2019-19	9	11/30	@ Detroit	L	1-2	5-3-1	46	03/13	@ Mtl Maroons	L	2-6	18-17-11	
	10	12/03	@ NY Rangers	L	0-1 OT	5-4-1	47	03/15	@ Toronto	W	2-1	19-17-11	
	11	12/07	MTL MAROONS	W	3-1	6-4-1	48	03/18	TORONTO	W	3-2	20-17-11	
	12	12/09	@Toronto	L	0-1	6-5-1							
OPPONENTS	13	12/12	@ Detroit	L	1-4	6-6-1							
	14	12/14	DETROIT	W	4-0	7-6-1							
	15	12/17	MONTREAL	W	4-1	8-6-1							
	16	12/19	@ Ottawa	T	2-2 OT	8-6-2							
TRADITION	17	12/21	@ Mtl Maroons	T	0-0 OT	8-6-3							
	18	12/23	@ Boston	W	3-1	9-6-3							
	19	12/26	@ NY Americans	W	2-1	10-6-3							
	20	12/28	OTTAWA	T	2-2 OT	10-6-4							
RECORDS	21	01/01	TORONTO	L	1-2	10-7-4							
	22	01/07	NY RANGERS	T	1-1 OT	10-7-5							
	23	01/11	BOSTON	T	0-0 OT	10-7-6							
	24	01/14	NY AMERICANS	W	4-0	11-7-6							
PLAYOFFS	25	01/16	@ Mtl Maroons	L	5-6 OT	11-8-6							
	26	01/18	@ NY Rangers	L	0-5	11-9-6							
	27	01/20	@ Toronto	T	2-2 OT	11-9-7							
	28	01/21	MTL MAROONS	T	2-2 OT	11-9-8							
HISTORY	29	01/25	MONTREAL	W	2-1 OT	12-9-8							
	30	01/28	TORONTO	W	2-0	13-9-8							
	31	01/30	@ Ottawa	W	2-0	14-9-8							
	32	02/01	@ Montreal	T	3-3 OT	14-9-9							
MINORS	33	02/04	BOSTON	L	1-2 OT	14-10-9							
	34	02/08	DETROIT	T	1-1 OT	14-10-10							
	35	02/11	MONTREAL	W	4-1	15-10-10							
	36	02/15	OTTAWA	W	5-2	16-10-10							
MEDIA	37	02/18	@ NY Rangers	W	2-1	17-10-10							
PLAYER							PLAYER						
	GP	G	A	PTS	PIM			GP	G	A	PTS	PIM	
THOMPSON, PAUL	48	20	16	36	17	DUTKOWSKI, DUKE		5	0	0	0	2	
GOTTSELIG, JOHN	48	16	14	30	4	COULTER, THOMAS		2	0	0	0	0	
ROMNES, ELWYN	47	8	21	29	6	GARDINER, CHARLES		48	0	0	0	0	
CONACHER, LIONEL	48	9	14	23	87								
MARCH, HAROLD	48	4	13	17	26								
COOK, TOM	37	5	9	14	15								
COULTURE, ROSIE	48	5	8	13	21								
LESWICK, JACK	37	1	7	8	16								
COULTER, ART	41	5	2	7	39								
SHEPPARD, JOHN	41	3	4	7	4								
GOLDSWORTHY, LEROY	27	3	3	6	0								
JENKINS, ROGER	48	2	2	4	37								
MCFADYEN, DON	43	1	3	4	20								
TRUDEL, LOUIS	34	1	3	4	13								
KENDALL, BILL	21	3	0	3	0								
ABEL, CLARENCE	46	2	1	3	28								
GOALIES							GOALIES						
	GP	W	L	T	MIN	GA	SO	AVG					
GARDINER, CHARLES	48	20	17	11	3,050	83	10	1.63					

HISTORY OF THE BLACKHAWKS

1934-35 CHICAGO BLACKHAWKS

26-17-5, 57 POINTS, 2ND AMERICAN DIVISION

GM	DATE	OPPONENT	RESULT	SCORE	RECORD	GM	DATE	OPPONENT	RESULT	SCORE	RECORD
1	11/08	@ Stl Eagles	W	3-1	1-0-0	40	02/24	MTL MAROONS	W	6-1	21-15-4
2	11/15	@ Mtl Maroons	W	4-3	2-0-0	41	02/28	@ Detroit	L	1-5	21-16-4
3	11/18	TORONTO	L	0-5	2-1-0	42	03/03	MONTREAL	W	3-0	22-16-4
4	11/22	STL EAGLES	W	1-0	3-1-0	43	03/05	NY AMERICANS	W	5-1	23-16-4
5	11/25	BOSTON	W	4-0	4-1-0	44	03/10	NY RANGERS	T	1-1 OT	23-16-5
6	11/27	@ Boston	W	3-2	5-1-0	45	03/14	DETROIT	L	3-4	23-17-5
7	11/29	@ NY Americans	L	0-2	5-2-0	46	03/16	@ Boston	W	5-2	24-17-5
8	12/02	NY AMERICANS	L	1-2	5-3-0	47	03/17	@ NY Rangers	W	5-2	25-17-5
9	12/09	NY RANGERS	W	4-0	6-3-0	48	03/19	@ Montreal	W	4-2	26-17-5
10	12/11	DETROIT	W	4-0	7-3-0						
11	12/16	MTL MAROONS	W	3-2	8-3-0						
12	12/18	@ Montreal	T	1-1 OT	8-3-1						
13	12/20	@ NY Rangers	W	4-1	9-3-1						
14	12/22	@ Toronto	L	0-1	9-4-1						
15	12/23	MONTREAL	L	1-4	9-5-1						
16	12/25	@ Detroit	W	2-1	10-5-1						
17	12/30	STL EAGLES	T	3-3 OT	10-5-2						
18	01/01	MTL MAROONS	L	1-2 OT	10-6-2						
19	01/05	@ Boston	W	6-0	11-6-2						
20	01/06	@ NY Americans	W	2-1	12-6-2						
21	01/08	DETROIT	L	1-2	12-7-2						
22	01/10	@ Mtl Maroons	L	0-4	12-8-2						
23	01/12	@ Toronto	L	1-5	12-9-2						
24	01/13	BOSTON	T	1-1 OT	12-9-3						
25	01/15	TORONTO	L	2-3	12-10-3						
26	01/17	@ Stl Eagles	W	5-1	13-10-3						
27	01/20	TORONTO	W	2-1	14-10-3						
28	01/22	@ NY Americans	W	2-0	15-10-3						
29	01/24	@ NY Rangers	T	3-3 OT	15-10-4						
30	01/27	STL EAGLES	W	5-3	16-10-4						
31	02/03	NY AMERICANS	W	3-2	17-10-4						
32	02/05	MONTREAL	W	4-1	18-10-4						
33	02/07	@ Stl Eagles	L	0-1 OT	18-11-4						
34	02/10	NY RANGERS	L	1-2	18-12-4						
35	02/12	@ Mtl Maroons	L	0-3	18-13-4						
36	02/14	@ Detroit	W	3-0	19-13-4						
37	02/17	BOSTON	L	1-2	19-14-4						
38	02/21	@ Montreal	W	3-1	20-14-4						
39	02/23	@ Toronto	L	1-4	20-15-4						

PLAYER	GP	G	A	PTS	PIM	PLAYER	GP	G	A	PTS	PIM
THOMPSON, PAUL	48	16	23	39	20	GOLDSWORTHY, LEROY	4	0	0	0	2
GOTTSELIG, JOHN	48	19	18	37	16	KENNY, ERNEST	4	0	0	0	8
MORENZ, HOWIE	48	8	26	34	21	CHABOT, LORNE	48	0	0	0	0
MARCH, HAROLD	48	13	18	31	48						
COOK, TOM	48	12	18	30	33						
ROMNES, ELWYN	35	9	15	24	8						
TRUDEL, LOUIS	47	12	10	22	28						
COUTURE, ROSIE	47	7	8	15	10						
COULTER, ART	48	5	8	13	68						
KENDALL, BILL	47	6	4	10	16						
LEVINSKY, ALEX	23	3	4	7	16						
MCFADYEN, DON	37	2	5	7	4						
LOCKING, NORMAN	35	2	5	7	19						
BURKE, MARTY	47	2	2	4	29						
WIEBE, ART	42	2	1	3	27						

GOALIES	GP	W	L	T	MINS	GA	SO	AVG
CHABOT, LORNE	48	26	17	5	2,940	88	8	1.80

LEADERSHIP
PLAYERS
2018-19
OPPONENTS
TRADITION
RECORDS
PLAYOFFS
HISTORY
MINORS
MEDIA

HISTORY OF THE BLACKHAWKS

1935-36 CHICAGO BLACKHAWKS

21-19-8, 50 POINTS, 3RD AMERICAN DIVISION

LEADERSHIP
PLAYERS
2019-19
OPPONENTS
TRADITION
RECORDS
PLAYOFFS
HISTORY
MINORS
MEDIA

GM	DATE	OPPONENT	RESULT	SCORE	RECORD	GM	DATE	OPPONENT	RESULT	SCORE	RECORD
1	11/07	NY AMERICANS	W	3-1	1-0-0	38	02/23	TORONTO	W	5-1	18-14-6
2	11/14	@ Detroit	T	0-0 OT	1-0-1	39	02/25	@ Mtl Maroons	W	2-0	19-14-6
3	11/17	NY RANGERS	W	3-0	2-0-1	40	02/29	@ Toronto	L	2-4	19-15-6
4	11/21	TORONTO	W	4-3	3-0-1	41	03/01	NY RANGERS	W	2-1	20-15-6
5	11/24	MTL MAROONS	W	2-1	4-0-1	42	03/05	BOSTON	T	2-2 OT	20-15-7
6	11/26	@ Mtl Maroons	L	1-4	4-1-1	43	03/08	MONTREAL	W	2-0	21-15-7
7	11/28	@ NY Rangers	L	1-2	4-2-1	44	03/12	MTL MAROONS	T	3-3 OT	21-15-8
8	12/01	MONTREAL	W	1-0	5-2-1	45	03/15	@ Boston	L	0-1	21-16-8
9	12/03	@ Boston	W	3-1	6-2-1	46	03/17	@ NY Rangers	L	2-4	21-17-8
10	12/07	@ Toronto	L	1-2 OT	6-3-1	47	03/19	@ Detroit	L	3-5	21-18-8
11	12/08	BOSTON	W	1-0	7-3-1	48	03/21	@ Mtl Maroons	L	1-3	21-19-8
12	12/12	DETROIT	L	1-3	7-4-1						
13	12/15	@ NY Americans	L	0-3	7-5-1						
14	12/19	@ Montreal	T	2-2 OT	7-5-2						
15	12/22	NY AMERICANS	L	2-3 OT	7-6-2						
16	12/25	@ Detroit	W	2-0	8-6-2						
17	12/29	NY RANGERS	W	3-1	9-6-2						
18	01/01	DETROIT	L	2-4	9-7-2						
19	01/05	MTL MAROONS	L	2-3	9-8-2						
20	01/07	@ Boston	L	0-2	9-9-2						
21	01/09	@ NY Americans	W	4-1	10-9-2						
22	01/12	MONTREAL	L	1-2	10-10-2						
23	01/16	DETROIT	W	4-1	11-10-2						
24	01/19	BOSTON	W	2-1	12/10/2						
25	01/21	@ NY Rangers	W	1-0	13-10-2						
26	01/23	@ Montreal	T	1-1 OT	13-10-3						
27	01/26	NY RANGERS	W	2-1	14-10-3						
28	01/30	@ Detroit	W	4-3	15-10-3						
29	02/01	@ Toronto	L	2-3 OT	15-11-3						
30	02/02	TORONTO	W	2-0	16-11-3						
31	02/06	DETROIT	L	0-1	16-12-3						
32	02/09	NY AMERICANS	L	1-4	16-13-3						
33	02/11	@ Boston	L	1-7	16-14-3						
34	02/13	NY AMERICANS	T	2-2 OT	16-14-4						
35	02/16	BOSTON	W	4-2	17-14-4						
36	02/18	@ Montreal	T	3-3 OT	17-14-5						
37	02/20	@ NY Rangers	T	1-1 OT	17-14-6						

PLAYER	GP	G	A	PTS	PIM	PLAYER	GP	G	A	PTS	PIM			
THOMPSON, PAUL	45	17	23	40	19	COULTER, ART	22	0	1	1	18			
ROMMES, ELWYN	48	13	25	38	6	LOCKING, NORMAN	13	0	1	1	7			
MARCH, HAROLD	48	16	19	35	42	KARAKAS, MIKE	48	0	0	0	0			
GOTTSELIG, JOHN	40	14	15	29	4									
MCFADYEN, DON	48	4	16	20	33									
MORENZ, HOWIE	24	4	10	14	20									
COOK, TOM	47	4	8	12	20									
BRYDSON, GLENN	21	6	3	9	30									
SEIBERT, EARL	26	3	6	9	19									
LEVINSKY, ALEX	48	1	7	8	69									
TRUDEL, LOUIS	47	3	4	7	27									
OUELLETTE, EDDIE	45	3	2	5	11									
LAROCHELLE, WILDOR	27	2	2	4	8									
KENDALL, BILL	22	2	2	4	0									
BURKE, MARTY	48	0	3	3	49	GOALIES	GP	W	L	T	MIN	GA	SO	AVG
WIEBE, ART	46	1	0	1	25	KARAKAS, MIKE	48	21	19	8	2,990	92	9	1.85

HISTORY OF THE BLACKHAWKS

1936-37 CHICAGO BLACKHAWKS

14-27-7, 35 POINTS, 4TH AMERICAN DIVISION

GM	DATE	OPPONENT	RESULT	SCORE	RECORD	GM	DATE	OPPONENT	RESULT	SCORE	RECORD
1	11/05	NY AMERICANS	T	1-1 OT	0-0-1	40	02/28	NY RANGERS	W	4-3	11-25-6
2	11/12	@ NY Americans	T	0-0 OT	0-0-2	41	03/02	@ Boston	W	4-2	12-23-6
3	11/14	@ Toronto	L	2-6	0-1-2	42	03/04	@ Montreal	W	5-3	15-23-6
4	11/15	TORONTO	T	1-1 OT	0-1-3	43	03/07	TORONTO	T	2-2 OT	15-23-7
5	11/19	MTL MAROONS	L	0-4	0-2-3	44	03/11	BOSTON	L	2-6	15-24-7
6	11/22	BOSTON	L	1-2	0-3-3	45	03/13	@ Toronto	L	2-3	15-25-7
7	11/24	@ Boston	T	1-1 OT	0-3-4	46	03/16	@ NY Rangers	W	4-3	14-25-7
8	11/26	@ Detroit	W	2-0	1-3-4	47	03/18	@ NY Americans	L	4-9	14-26-7
9	11/29	MONTREAL	L	1-2	1-4-4	48	03/21	@ Boston	L	1-6	14-27-7
10	12/06	NY RANGERS	L	1-2	1-5-4						
11	12/08	@ NY Rangers	T	0-0 OT	1-5-5						
12	12/10	@ Mtl Maroons	L	1-2	1-6-5						
13	12/13	DETROIT	L	1-2 OT	1-7-5						
14	12/20	NY AMERICANS	W	2-1	2-7-5						
15	12/22	@ Montreal	L	1-4	2-8-5						
16	12/25	@ Detroit	T	1-1 OT	2-8-6						
17	12/27	@ NY Rangers	L	0-1	2-9-6						
18	12/29	MONTREAL	W	5-1	3-9-6						
19	01/01	DETROIT	W	4-2	4-9-6						
20	01/03	MTL MAROONS	L	1-3	4-10-6						
21	01/07	BOSTON	L	0-2	4-11-6						
22	01/10	TORONTO	W	2-1	5-11-6						
23	01/12	@ Boston	W	4-2	6-11-6						
24	01/14	@ Mtl Maroons	L	3-7	6-12-6						
25	01/16	@ Toronto	L	2-3 OT	6-13-6						
26	01/17	DETROIT	L	0-2	6-14-6						
27	01/19	@ Detroit	L	2-7	6-15-6						
28	01/21	NY RANGERS	W	2-0	7-15-6						
29	01/24	MONTREAL	L	1-4	7-16-6						
30	01/27	@ NY Americans	W	9-0	8-16-6						
31	01/28	@ Montreal	L	5-6	8-17-6						
32	01/31	MTL MAROONS	L	1-2	8-18-6						
33	02/07	NY AMERICANS	W	5-1	9-18-6						
34	02/11	NY RANGERS	W	5-2	10-18-6						
35	02/14	BOSTON	L	1-2	10-19-6						
36	02/18	@ NY Rangers	L	1-2 OT	10-20-6						
37	02/20	@ Mtl Maroons	L	1-6	10-21-6						
38	02/21	@ Detroit	L	0-6	10-22-6						
39	02/25	DETROIT	L	1-3	10-23-6						

PLAYER	GP	G	A	PTS	PIM	PLAYER	GP	G	A	PTS	PIM			
THOMPSON, PAUL	47	17	18	35	28	LAPRAIRIE, BENJAMIN	7	0	0	0	0			
GOTTSSELIG, JOHN	47	9	21	30	10	BRINK, MILT	5	0	0	0	0			
LAROCHELLE, WILDOIR	43	9	10	19	6	SCHAEFFER, PAUL	5	0	0	0	6			
ROMNES, ELWYN	28	4	15	19	2	SUOMI, AL	5	0	0	0	0			
TRUDELL, LOUIS	45	6	12	18	11	KARAKAS, MIKE	48	0	0	0	2			
KELLY, REGIS	29	13	4	17	0									
MARCH, HAROLD	37	11	6	17	31									
PALANGIO, PETE	30	8	9	17	16									
SEIBERT, EARL	43	9	6	15	46									
BRYDSON, GLENN	30	7	7	14	20									
LEVINSKY, ALEX	48	0	8	8	32									
BURKE, MARTY	43	1	3	4	28									
JACKSON, HAROLD	38	1	3	4	6									
KENDALL, BILL	18	3	0	3	8									
KLINGBEIL, IKE	5	1	2	3	2									
BLAIR, ANDY	44	0	3	3	33									
WIERE, ART	43	0	2	2	6	GOALIES	GP	W	L	T	MIN	GA	SO	AVG
COOK, TOM	15	0	2	2	0	KARAKAS, MIKE	48	14	27	7	2,978	131	5	2.64

LEADERSHIP

PLAYERS

2018-19

OPPONENTS

TRADITION

RECORDS

PLAYOFFS

HISTORY

MINORS

MEDIA

HISTORY OF THE BLACKHAWKS

1937-38 CHICAGO BLACKHAWKS

14-25-9, 37 POINTS, 3RD AMERICAN DIVISION

	GM	DATE	OPPONENT	RESULT	SCORE	RECORD	GM	DATE	OPPONENT	RESULT	SCORE	RECORD
LEADERSHIP	1	11/04	NY AMERICANS	L	0-3	0-1-0	37	02/13	TORONTO	T	1-1 OT	10-19-8
	2	11/09	@ Montreal	T	2-2 OT	0-1-1	38	02/17	NY AMERICANS	T	3-3 OT	10-19-9
	3	11/11	@ NY Rangers	W	3-1	1-1-1	39	02/20	DETROIT	L	0-1	10-20-9
	4	11/13	@ Toronto	L	3-7	1-2-1	40	02/22	@ Mtl Maroons	W	6-5	11-20-9
PLAYERS	5	11/14	TORONTO	T	3-3 OT	1-2-2	41	02/24	@ NY Rangers	L	3-6	11-21-9
	6	11/18	DETROIT	W	3-1	2-2-2	42	02/27	NY RANGERS	L	1-4	11-22-9
	7	11/21	BOSTON	L	1-2	2-3-2	43	03/03	BOSTON	W	3-2	12-22-9
	8	11/25	@ Detroit	L	1-4	2-4-2	44	03/06	MTL MAROONS	W	7-1	13-22-9
2018-19	9	11/27	@ NY Americans	L	0-4	2-5-2	45	03/10	MONTREAL	W	4-1	14-22-9
	10	11/30	@ Mtl Maroons	L	0-1	2-6-2	46	03/13	@ Detroit	L	1-5	14-23-9
	11	12/02	NY RANGERS	W	2-1	3-6-2	47	03/15	@ NY Americans	L	1-2	14-24-9
	12	12/05	MONTREAL	L	2-3	3-7-2	48	03/20	@ Boston	L	1-6	14-25-9
OPPONENTS	13	12/12	MTL MAROONS	W	3-2	4-7-2						
	14	12/16	DETROIT	W	3-1	5-7-2						
	15	12/19	NY AMERICANS	L	0-1	5-8-2						
	16	12/21	@ Boston	L	1-2	5-9-2						
TRADITION	17	12/26	@ NY Rangers	W	3-1	6-9-2						
	18	12/30	@ Detroit	T	2-2 OT	6-9-3						
	19	01/02	MONTREAL	L	2-4	6-10-3						
	20	01/06	NY RANGERS	L	1-4	6-11-3						
RECORDS	21	01/09	MTL MAROONS	W	1-0	7-11-3						
	22	01/11	@ NY Americans	T	1-1 OT	7-11-4						
	23	01/13	@ Montreal	T	2-2 OT	7-11-5						
	24	01/15	@ Toronto	T	4-4 OT	7-11-6						
PLAYOFFS	25	01/16	TORONTO	L	2-7	7-12-6						
	26	01/18	@ Boston	L	1-5	7-13-6						
	27	01/20	@ Detroit	L	2-4	7-14-6						
	28	01/23	BOSTON	W	3-2	8-14-6						
HISTORY	29	01/27	DETROIT	W	4-3	9-14-6						
	30	01/30	NY RANGERS	T	2-2 OT	9-14-7						
	31	02/01	@ NY Rangers	L	1-6	9-15-7						
	32	02/03	@ Mtl Maroons	L	2-4	9-16-7						
MINORS	33	02/06	BOSTON	L	2-7	9-17-7						
	34	02/08	@ Boston	L	1-3	9-18-7						
	35	02/10	@ Montreal	L	1-2	9-19-7						
	36	02/12	@ Toronto	W	2-1	10-19-7						
MEDIA												

PLAYER	GP	G	A	PTS	PIM	PLAYER	GP	G	A	PTS	PIM			
THOMPSON, PAUL	48	22	22	44	14	KENDALL, BILL	9	0	1	1	2			
GOTTSELIG, JOHN	48	13	19	32	22	BURKE, MARTY	12	0	0	0	8			
ROMNES, ELWYN	44	10	22	32	4	HANSON, OSCAR	8	0	0	0	0			
MARCH, HAROLD	41	11	17	28	16	HEYUGER, VIC	7	0	0	0	0			
TRUDELL, LOUIS	42	6	16	22	15	JACKSON, HAROLD	3	0	0	0	0			
SEIBERT, EARL	48	8	13	21	38	AHLIN, RUDY	1	0	0	0	0			
DAHLSTROM, CARL	48	10	9	19	11	KARAKAS, MIKE	48	0	0	0	0			
YOSS, CARL	33	3	8	11	0									
JENKINS, ROGER	36	1	8	9	26									
SHILL, JACK	20	4	3	7	8									
LEVINSKY, ALEX	48	3	2	5	18									
BRYDSON, GLENN	19	1	3	4	6									
PALANGIO, PETE	19	2	1	3	4									
MACKENZIE, BILL	36	1	2	3	20									
CONNELLY, BERT	15	1	2	3	4									
WIEBE, ART	43	0	2	2	24									
JOHNSON, VIRGIL	25	0	2	2	2	GOALIES	GP	W	L	T	MIN	GA	SO	AVG
NICHOLSON, HICKEY	2	1	0	1	0	KARAKAS, MIKE	48	14	25	9	2,980	139	1	2.80

HISTORY OF THE BLACKHAWKS

1938-39 CHICAGO BLACKHAWKS

12-28-8, 32 POINTS, 7TH NHL

GM	DATE	OPPONENT	RESULT	SCORE	RECORD	GM	DATE	OPPONENT	RESULT	SCORE	RECORD
1	11/03	NY AMERICANS	W	6-1	1-0-0	40	02/26	BOSTON	L	1-5	11-22-7
2	11/05	@ Toronto	W	2-0	2-0-0	41	03/02	@ NY Rangers	W	3-1	12-22-7
3	11/06	@ Montreal	W	3-2	3-0-0	42	03/04	@ Toronto	T	1-1 OT	12-22-8
4	11/13	MONTREAL	W	4-3	4-0-0	43	03/05	MONTREAL	L	1-2 OT	12-23-8
5	11/17	NY RANGERS	L	0-1	4-1-0	44	03/09	NY RANGERS	L	3-8	12-24-8
6	11/20	TORONTO	T	1-1 OT	4-1-1	45	03/12	NY AMERICANS	L	2-3	12-25-8
7	11/24	@ Detroit	L	2-4	4-2-1	46	03/14	@ Boston	L	2-4	12-26-8
8	11/26	@ NY Americans	L	4-6	4-3-1	47	03/16	@ Montreal	L	1-5	12-27-8
9	11/27	@ NY Rangers	W	1-0	5-3-1	48	03/19	@ Detroit	L	2-3	12-28-8
10	12/01	DETROIT	L	1-4	5-4-1						
11	12/04	BOSTON	L	0-5	5-5-1						
12	12/06	@ Boston	L	0-2	5-6-1						
13	12/10	@ Toronto	L	1-4	5-7-1						
14	12/11	NY AMERICANS	W	4-0	6-7-1						
15	12/15	TORONTO	T	4-4 OT	6-7-2						
16	12/18	NY RANGERS	W	5-0	7-7-2						
17	12/22	DETROIT	T	3-3 OT	7-7-3						
18	12/25	@ NY Americans	L	1-5	7-8-3						
19	12/27	@ Montreal	W	4-1	8-8-3						
20	12/29	@ Detroit	L	1-4	8-9-3						
21	01/01	MONTREAL	L	3-4 OT	8-10-3						
22	01/05	BOSTON	L	1-2	8-11-3						
23	01/08	TORONTO	W	1-0	9-11-3						
24	01/10	@ Boston	L	1-3	9-12-3						
25	01/12	@ NY Rangers	L	0-6	9-13-3						
26	01/14	@ Toronto	L	1-3	9-14-3						
27	01/15	NY RANGERS	T	1-1 OT	9-14-4						
28	01/22	NY AMERICANS	T	1-1 OT	9-14-5						
29	01/26	DETROIT	L	0-1	9-15-5						
30	01/29	MONTREAL	L	0-1	9-16-5						
31	01/31	@ NY Rangers	L	2-3	9-17-5						
32	02/02	@ Montreal	W	4-2	10-17-5						
33	02/05	BOSTON	L	0-3	10-18-5						
34	02/07	@ NY Americans	T	2-2 OT	10-18-6						
35	02/09	@ Detroit	W	4-2	11-18-6						
36	02/16	DETROIT	T	1-1 OT	11-18-7						
37	02/19	TORONTO	L	3-4 OT	11-19-7						
38	02/21	@ Boston	L	2-8	11-20-7						
39	02/23	@ NY Americans	L	1-3	11-21-7						

PLAYER	GP	G	A	PTS	PIM	PLAYER	GP	G	A	PTS	PIM			
GOTTSELIG, JOHN	48	16	23	39	15	JENKINS, ROGER	16	1	1	2	2			
DESILETS, JOFFRE	48	11	13	24	28	MACKENZIE, BILL	47	1	0	1	36			
MARCH, HAROLD	46	10	11	21	29	DEMARCO, SR., AB	2	1	0	1	0			
DAHLSTROM, CARL	48	6	14	20	2	KARAKAS, MIKE	48	0	0	0	2			
THOMS, BILL	36	6	11	17	18									
ROBINSON, EARL	48	9	6	15	13									
THOMPSON, PAUL	33	5	10	15	33									
SEIBERT, EARL	48	4	11	15	57									
BLINCO, RUSSELL	48	3	12	15	2									
NORTHSCOTT, LAWRENCE	46	5	7	12	9									
GRACIE, BOB	30	4	7	11	27									
COOPER, JOE	17	3	3	6	10									
SHILL, JACK	28	2	4	6	4									
LEVINSKY, ALEX	30	1	3	4	36									
MASON, CHARLIE	13	1	3	4	0									
ROMNES, ELWYN	12	0	4	4	0									
WIEBE, ART	47	1	2	3	24									
BESLER, PHIL	17	1	2	3	14									
						GOALIES	GP	W	L	T	MIN	GA	SO	AVG
						KARAKAS, MIKE	48	12	28	8	2,998	130	5	2.61

LEADERSHIP
PLAYERS
2018-19
OPPONENTS
TRADITION
RECORDS
PLAYOFFS
HISTORY
MINORS
MEDIA

HISTORY OF THE BLACKHAWKS

1939-40 CHICAGO BLACKHAWKS

23-19-6, 52 POINTS, 4TH NHL

	GM	DATE	OPPONENT	RESULT	SCORE	RECORD	GM	DATE	OPPONENT	RESULT	SCORE	RECORD		
LEADERSHIP	1	11/02	DETROIT	W	3-2	1-0-0	38	02/08	@ NY Americans	T	1-1 OT	16-16-6		
	2	11/05	@ Montreal	L	2-8	1-1-0	39	02/22	MONTREAL	W	10-1	17-16-6		
	3	11/12	NY AMERICANS	W	2-1	2-1-0	40	02/25	BOSTON	W	3-1	18-16-6		
	4	11/14	@ Boston	L	1-3 OT	2-2-0	41	02/27	@ Boston	L	0-6	18-17-6		
PLAYERS	5	11/16	@ NY Rangers	W	3-2	3-2-0	42	02/29	@ NY Rangers	W	2-1	19-17-6		
	6	11/19	BOSTON	L	0-2	3-3-0	43	03/03	NY RANGERS	L	1-2	19-18-6		
	7	11/26	@ Detroit	W	4-2	4-3-0	44	03/07	@ Montreal	W	6-1	20-18-6		
	8	11/30	NY RANGERS	L	2-7	4-4-0	45	03/09	@ Toronto	L	2-5	20-19-6		
2019-19	9	12/02	@ Toronto	T	3-3 OT	4-4-1	46	03/10	TORONTO	W	2-1	21-19-6		
	10	12/03	TORONTO	L	1-3 OT	4-5-1	47	03/15	@ Detroit	W	4-3	22-19-6		
	11	12/07	NY AMERICANS	W	2-1	5-5-1	48	03/17	DETROIT	W	3-1	23-19-6		
	12	12/10	MONTREAL	W	3-2	6-5-1								
OPPONENTS	13	12/12	@ NY Americans	L	0-4	6-6-1								
	14	12/17	BOSTON	L	2-4	6-7-1								
	15	12/21	TORONTO	W	3-1	7-7-1								
	16	12/23	@ NY Rangers	L	1-7	7-8-1								
TRADITION	17	12/25	@ Boston	L	3-6	7-9-1								
	18	12/27	@ NY Americans	L	2-4 OT	7-10-1								
	19	12/30	@ Toronto	L	2-4	7-11-1								
	20	01/01	DETROIT	W	1-0	8-11-1								
RECORDS	21	01/04	TORONTO	W	2-1	9-11-1								
	22	01/07	MONTREAL	L	1-2	9-12-1								
	23	01/09	@ Montreal	W	2-0	10-12-1								
	24	01/11	@ NY Rangers	L	3-5	10-13-1								
PLAYOFFS	25	01/14	NY RANGERS	W	2-1	11-13-1								
	26	01/21	NY AMERICANS	L	1-2	11-14-1								
	27	01/25	BOSTON	T	2-2 OT	11-14-2								
	28	01/26	@ Detroit	T	1-1 OT	11-14-3								
HISTORY	29	01/28	MONTREAL	W	8-1	12-14-3								
	30	01/30	@ Boston	L	0-5	12-15-3								
	31	02/01	@ NY Americans	L	2-5	12-16-3								
	32	02/03	@ Toronto	W	3-2	13-16-3								
MINORS	33	02/04	DETROIT	T	1-1 OT	13-16-4								
	34	02/08	NY AMERICANS	W	3-2	14-16-4								
	35	02/09	@ Detroit	W	3-0	15-16-4								
	36	02/11	NY RANGERS	W	3-0	16-16-4								
MEDIA	37	02/15	@ Montreal	T	1-1 OT	16-16-5								
PLAYER							PLAYER							
GP	G	A	PTS	PIM			GP	G	A	PTS	PIM			
DAHLSTROM, CARL	45	11	19	30	15		MACKENZIE, BILL	19	0	1	1	14		
MARCH, HAROLD	47	9	14	23	49		GOODMAN, PAUL	31	0	0	0	0		
GOTTSELIG, JOHN	39	8	15	23	7		KARAKAS, MIKE	17	0	0	0	0		
ALLEN, GEORGE	48	10	12	22	26									
CARSE, BILL	48	10	12	22	10									
THOMS, BILL	48	9	13	22	4									
HERGESHEIMER, PHIL	42	9	11	20	6									
BENTLEY, DOUG	39	12	7	19	12									
CUNNINGHAM, LES	37	6	11	17	2									
DESILETS, JOFFRE	26	6	7	13	6									
COOPER, JOE	44	4	8	12	59									
CHAD, JOHN	22	8	3	11	11									
SEIBERT, EARL	37	3	7	10	35									
CARSE, BOB	22	3	5	8	11									
SMITH, DES	26	1	4	5	27									
PORTLAND, JACK	21	1	4	5	22									
DEMARCO, SR., AB	18	0	5	5	17									
WIEBE, ART	42	2	2	4	20									
GOALIES							GP	W	L	T	MINs	GA	SO	AVG
							31	16	10	5	1,920	62	4	1.94
							17	7	9	1	1,050	58	0	3.31

HISTORY OF THE BLACKHAWKS

1940-41 CHICAGO BLACKHAWKS

16-25-7, 39 POINTS, 5TH NHL

GM	DATE	OPPONENT	RESULT	SCORE	RECORD	GM	DATE	OPPONENT	RESULT	SCORE	RECORD
1	11/07	NY AMERICANS	L	0-1	0-1-0	40	02/22	@ Montreal	L	3-7	15-19-6
2	11/10	@ Montreal	W	3-1	1-1-0	41	02/23	@ NY Rangers	L	1-4	15-20-6
3	11/12	@ Boston	W	6-5	2-1-0	42	02/27	DETROIT	W	1-0	16-20-6
4	11/14	@ NY Americans	T	2-2 OT	2-1-1	43	03/02	BOSTON	L	3-4	16-21-6
5	11/17	MONTREAL	T	4-4 OT	2-1-2	44	03/04	@ Boston	L	2-3	16-22-6
6	11/21	BOSTON	L	0-2	2-2-2	45	03/09	NY AMERICANS	T	2-2 OT	16-22-7
7	11/23	@ Toronto	W	1-0	3-2-2	46	03/13	@ Detroit	L	2-3	16-23-7
8	11/24	TORONTO	L	2-4	3-3-2	47	03/15	@ Toronto	L	1-7	16-24-7
9	11/29	@ Detroit	L	1-3	3-4-2	48	03/16	TORONTO	L	0-3	16-25-7
10	12/01	NY RANGERS	W	4-1	4-4-2						
11	12/05	DETROIT	L	1-5	4-5-2						
12	12/08	BOSTON	W	3-2 OT	5-5-2						
13	12/12	@ NY Americans	T	2-2 OT	5-5-3						
14	12/14	@ Toronto	L	1-2	5-6-3						
15	12/15	TORONTO	L	1-4	5-7-3						
16	12/19	MONTREAL	W	2-0	6-7-3						
17	12/22	NY RANGERS	W	3-1 OT	7-7-3						
18	12/25	@ NY Rangers	T	3-3 OT	7-7-4						
19	12/26	@ Montreal	L	5-7	7-8-4						
20	12/29	@ Detroit	L	1-2	7-9-4						
21	01/01	DETROIT	L	1-4	7-10-4						
22	01/05	@ Boston	T	2-2 OT	7-10-5						
23	01/07	@ NY Rangers	W	3-2	8-10-5						
24	01/09	MONTREAL	W	3-1 OT	9-10-5						
25	01/12	DETROIT	W	2-1	10-10-5						
26	01/16	@ Montreal	L	1-5	10-11-5						
27	01/19	BOSTON	T	4-4 OT	10-11-6						
28	01/23	NY AMERICANS	W	3-1	11-11-6						
29	01/26	NY RANGERS	W	4-1	12-11-6						
30	01/28	@ Boston	L	2-3	12-12-6						
31	01/30	@ NY Americans	L	4-5	12-13-6						
32	02/01	@ Toronto	L	1-3	12-14-6						
33	02/02	TORONTO	W	4-1	13-14-6						
34	02/06	@ NY Rangers	L	2-6	13-15-6						
35	02/09	NY RANGERS	L	1-2	13-16-6						
36	02/13	MONTREAL	L	5-6	13-17-6						
37	02/14	@ Detroit	L	1-2	13-18-6						
38	02/16	NY AMERICANS	W	5-4 OT	14-18-6						
39	02/20	@ NY Americans	W	4-2	15-18-6						

PLAYER	GP	G	A	PTS	PIM	PLAYER	GP	G	A	PTS	PIM
THOMS, BILL	47	13	19	32	8	PORTLAND, JACK	5	0	0	0	4
ALLEN, GEORGE	45	14	17	31	22	GOODMAN, PAUL	21	0	0	0	0
BENTLEY, DOUG	47	8	20	28	12	LOPRESTI, SAM	27	0	0	0	0
DAHLSTROM, CARL	42	11	14	25	6						
CHAD, JOHN	45	7	18	25	16						
HERGESHEIMER, PHIL	48	8	16	24	9						
SEIBERT, EARL	46	3	17	20	52						
CARSE, BOB	43	10	8	18	9						
MARCH, HAROLD	44	8	9	17	16						
BENTLEY, MAX	36	7	10	17	6						
CARSE, BILL	32	4	13	17	12						
COOPER, JOE	45	5	5	10	76						
KELLY, REGIS	22	5	3	8	7						
WIERE, ART	45	3	2	5	28						
GOTTSSELIG, JOHN	6	1	4	5	5						
MARIUKCI, JOHN	24	0	5	5	33						
PAPIKE, JOE	9	2	2	4	2						
MACKAY, DAVE	27	3	0	3	28						

GOALIES	GP	W	L	T	MIN	GA	SO	AVG
GOODMAN, PAUL	21	7	10	4	1,320	55	2	2.50
LOPRESTI, SAM	27	9	15	3	1,670	84	1	3.02

LEADERSHIP

PLAYERS

2018-19

OPPONENTS

TRADITION

RECORDS

PLAYOFFS

HISTORY

MINORS

MEDIA

HISTORY OF THE BLACKHAWKS

1941-42 CHICAGO BLACKHAWKS

22-23-3, 47 POINTS, 4TH NHL

LEADERSHIP
PLAYERS
2019-19
OPPONENTS
TRADITION
RECORDS
PLAYOFFS
HISTORY
MINORS
MEDIA

GM	DATE	OPPONENT	RESULT	SCORE	RECORD	GM	DATE	OPPONENT	RESULT	SCORE	RECORD
1	11/06	BROOKLYN	W	1-0	1-0-0	38	02/19	@ Detroit	L	1-6	20-15-3
2	11/08	@ Montreal	T	2-2 OT	1-0-1	39	02/21	@ Montreal	L	3-5	20-16-3
3	11/13	@ Brooklyn	W	2-1	2-0-1	40	02/22	@ NY Rangers	L	2-3	20-17-3
4	11/16	DETROIT	W	3-2	3-0-1	41	02/26	MONTREAL	W	5-4	21-17-3
5	11/20	BOSTON	W	3-2	4-0-1	42	02/28	@ Toronto	L	2-8	21-18-3
6	11/22	@ Toronto	L	0-3	4-1-1	43	03/01	TORONTO	L	3-4	21-19-3
7	11/23	TORONTO	W	3-2	5-1-1	44	03/05	@ Brooklyn	L	1-2	21-20-3
8	11/25	@ NY Rangers	L	4-5 OT	4-2-1	45	03/08	BROOKLYN	W	6-1	22-20-3
9	11/27	@ Detroit	L	1-4	4-3-1	46	03/10	@ Boston	L	1-9	22-21-3
10	11/30	NY RANGERS	L	1-5	5-4-1	47	03/15	NY RANGERS	L	1-5	22-22-3
11	12/04	MONTREAL	W	9-2	6-4-1	48	03/19	@ Detroit	L	4-6	22-23-3
12	12/07	BROOKLYN	W	5-4	7-4-1						
13	12/09	@ Boston	T	2-2 OT	7-4-2						
14	12/14	BOSTON	T	3-3 OT	7-4-3						
15	12/18	NY RANGERS	W	5-1	8-4-3						
16	12/20	@ Toronto	W	2-0	9-4-3						
17	12/21	TORONTO	L	0-3	9-5-3						
18	12/23	@ Brooklyn	L	3-4	9-6-3						
19	12/25	@ NY Rangers	L	3-4	9-7-3						
20	12/30	@ Montreal	L	3-5	9-8-3						
21	01/01	DETROIT	L	0-3	9-9-3						
22	01/06	@ Boston	L	2-3	9-10-3						
23	01/08	MONTREAL	W	5-1	10-10-3						
24	01/11	DETROIT	L	0-3	11-10-3						
25	01/15	@ Brooklyn	W	7-4	12-10-3						
26	01/17	@ Toronto	W	4-2	13-10-3						
27	01/18	BOSTON	L	3-4	13-11-3						
28	01/22	BROOKLYN	W	4-2	14-11-3						
29	01/25	TORONTO	W	6-4	15-11-3						
30	01/29	@ Detroit	L	0-2	15-12-3						
31	02/01	MONTREAL	L	2-3	15-13-3						
32	02/03	@ Boston	W	5-3 OT	16-13-3						
33	02/05	@ Montreal	W	4-3	17-13-3						
34	02/08	NY RANGERS	L	3-4	17-14-3						
35	02/10	@ NY Rangers	W	5-2	18-14-3						
36	02/12	DETROIT	W	4-2	19-14-3						
37	02/15	BOSTON	W	2-0	20-14-3						

PLAYER	GP	G	A	PTS	PIM	PLAYER	GP	G	A	PTS	PIM
THOMS, BILL	48	15	30	45	8	TUTEN, AUDLEY	5	1	1	2	10
MARCH, HAROLD	48	6	26	32	22	PAPRIKE, JOE	9	1	0	1	0
BENTLEY, MAX	39	13	17	30	2	PURPUR, CLIFF	8	0	0	0	0
KALETA, ALEX	48	7	21	28	24	MITCHELL, RED	1	0	0	0	4
HAMIL, RED	34	18	9	27	31	DICKIE, BILL	1	0	0	0	0
CARSE, BILL	43	13	14	27	16	LOPRESTI, SAM	47	0	0	0	0
DAHLSTROM, CARL	34	13	14	27	6						
BENTLEY, DOUG	38	12	14	26	11						
CARSE, BOB	33	7	16	23	10						
SEIBERT, EARL	46	7	14	21	52						
ALLEN, GEORGE	43	7	13	20	31						
COOPER, JOE	47	6	14	20	58						
MOSIENKO, BILL	12	6	8	14	4						
HERGESHEIMER, PHIL	23	3	11	14	2						
MARIUKCI, JOHN	47	5	8	13	64						
WEIRE, ART	44	2	4	6	20						
JOHNSTON, GEORGE	2	2	0	2	0						
STEWART, KEN	6	1	1	2	0						

GOALIES	GP	W	L	T	MINS	GA	SO	AVG
DICKIE, BILL	1	1	0	0	60	3	0	3.00
LOPRESTI, SAM	47	21	23	3	2,860	152	3	3.18

HISTORY OF THE BLACKHAWKS

1942-43 CHICAGO BLACKHAWKS

17-18-15, 49 POINTS, 5TH NHL

GM	DATE	OPPONENT	RESULT	SCORE	RECORD	GM	DATE	OPPONENT	RESULT	SCORE	RECORD
1	11/05	BOSTON	W	5-1	1-0-0	40	02/21	TORONTO	W	5-0	15-14-11
2	11/08	@ Detroit	T	3-3 OT	1-0-1	41	02/23	@ Boston	W	7-5	16-14-11
3	11/10	@ NY Rangers	L	3-5 OT	1-1-1	42	02/25	@ NY Rangers	L	4-7	16-15-11
4	11/12	@ Montreal	L	2-5	1-2-1	43	02/27	@ Toronto	W	4-1	17-15-11
5	11/14	@ Toronto	W	4-3	2-2-1	44	02/28	BOSTON	T	4-4	17-15-12
6	11/15	TORONTO	W	5-4	3-2-1	45	03/06	@ Detroit	L	0-5	17-16-12
7	11/19	DETROIT	W	6-2	4-2-1	46	03/07	DETROIT	T	3-3	17-16-13
8	11/22	MONTREAL	T	3-3	4-2-2	47	03/11	MONTREAL	T	4-4	17-16-14
9	11/24	@ Boston	T	5-5	4-2-3	48	03/13	@ Montreal	T	6-6	17-16-15
10	11/26	NY RANGERS	L	1-2	4-3-3	49	03/14	@ NY Rangers	L	5-7	17-17-15
11	11/29	TORONTO	W	3-2	5-3-3	50	03/18	@ Detroit	L	5-6	17-18-15
12	12/03	NY RANGERS	W	3-1	6-3-3						
13	12/06	MONTREAL	W	5-2	7-3-3						
14	12/08	@ Boston	L	6-9	7-4-3						
15	12/10	@ Toronto	L	2-7	7-5-3						
16	12/13	TORONTO	W	5-2	8-5-3						
17	12/17	DETROIT	L	1-3	8-6-3						
18	12/20	BOSTON	T	4-4	8-6-4						
19	12/25	@ Montreal	T	2-2	8-6-5						
20	12/27	@ Detroit	L	1-6	8-7-5						
21	01/01	NY RANGERS	W	6-5	9-7-5						
22	01/03	@ NY Rangers	T	3-3	9-7-6						
23	01/10	DETROIT	W	2-1	10-7-6						
24	01/12	@ Boston	L	0-3	10-8-6						
25	01/14	@ Montreal	L	1-5	10-9-6						
26	01/16	@ Detroit	T	1-1	10-9-7						
27	01/17	DETROIT	T	2-2	10-9-8						
28	01/21	MONTREAL	T	4-4	10-9-9						
29	01/23	@ Toronto	L	3-5	10-10-9						
30	01/24	BOSTON	W	4-3	11-10-9						
31	01/28	NY RANGERS	W	10-1	12-10-9						
32	01/31	TORONTO	T	3-3	12-10-10						
33	02/02	@ Boston	L	3-5	12-11-10						
34	02/04	@ NY Rangers	T	1-1	12-11-11						
35	02/07	NY RANGERS	W	8-4	13-11-11						
36	02/11	@ Montreal	L	3-5	13-12-11						
37	02/13	@ Toronto	L	2-3	13-13-11						
38	02/14	BOSTON	W	3-2	14-13-11						
39	02/18	MONTREAL	L	4-5	14-14-11						

PLAYER	GP	G	A	PTS	PIM	PLAYER	GP	G	A	PTS	PIM
BENTLEY, DOUG	50	33	40	73	18	MATTE, JOE	12	0	2	2	8
BENTLEY, MAX	47	26	44	70	2	CARBOL, LEO	6	0	1	1	4
HAMILL, RED	50	28	16	44	44	GARDINER, BERT	50	0	0	0	0
THOMS, BILL	46	15	28	43	11						
MARCH, HAROLD	50	7	29	36	46						
CARSE, BOB	46	10	22	32	6						
SEIBERT, EARL	44	5	27	32	48						
PURPUR, CLIFF	50	13	16	29	14						
DAHLSTROM, CARL	38	11	13	24	10						
ALLEN, GEORGE	47	10	14	24	26						
JOHNSTON, GEORGE	30	10	7	17	0						
TUTEN, AUDLEY	34	3	7	10	38						
GOTTSSELIG, JOHN	10	2	6	8	22						
WIEBE, ART	33	1	7	8	25						
HERGESHEIMER, PHIL	9	1	3	4	0						
BENTLEY, REG	11	1	2	3	2						
MOSENIKO, BILL	2	2	0	2	0						
MITCHELL, RED	42	1	1	2	47						

GOALIES	GP	W	L	T	MINS	GA	SO	AVG
GARDINER, BERT	50	17	18	15	3,020	180	1	3.58

LEADERSHIP

PLAYERS

2018-19

OPPONENTS

TRADITION

RECORDS

PLAYOFFS

HISTORY

MINORS

MEDIA

HISTORY OF THE BLACKHAWKS

1943-44 CHICAGO BLACKHAWKS

22-23-5, 49 POINTS, 4TH NHL

	GM	DATE	OPPONENT	RESULT	SCORE	RECORD	GM	DATE	OPPONENT	RESULT	SCORE	RECORD
LEADERSHIP	1	10/31	TORONTO	L	1-4	0-1-0	38	02/20	TORONTO	T	0-0	16-18-4
	2	11/04	MONTREAL	L	3-5	0-2-0	39	02/22	@ NY Rangers	W	8-4	17-18-4
	3	11/06	@ NY Rangers	W	4-3	1-2-0	40	02/26	@ Toronto	W	3-2	18-18-4
	4	11/07	@ Montreal	L	1-5	1-3-0	41	02/27	NY RANGERS	W	4-2	19-18-4
	5	11/11	BOSTON	W	6-4	2-3-0	42	03/02	BOSTON	W	4-2	20-18-4
PLAYERS	6	11/13	@ Toronto	W	4-1	3-3-0	43	03/04	@ Detroit	L	2-6	20-19-4
	7	11/14	NY RANGERS	W	10-5	4-3-0	44	03/05	DETROIT	W	6-1	21-19-4
	8	11/18	BOSTON	W	7-3	5-3-0	45	03/09	MONTREAL	L	2-3	21-20-4
	9	11/21	@ Detroit	L	2-5	5-4-0	46	03/12	NY RANGERS	T	4-4	21-20-5
	10	11/25	DETROIT	W	4-3	6-4-0	47	03/14	@ Boston	L	4-6	21-21-5
2018-19	11	11/28	BOSTON	W	5-4	7-4-0	48	03/16	@ Montreal	L	2-3	21-22-5
	12	11/30	@ Boston	L	5-6	7-5-0	49	03/18	@ Detroit	L	3-6	21-23-5
	13	12/02	@ Montreal	L	2-6	7-6-0	50	03/19	DETROIT	W	2-0	22-23-5
	14	12/05	NY RANGERS	W	7-6	8-6-0						
	15	12/12	TORONTO	W	3-2	9-6-0						
OPPONENTS	16	12/14	@ Boston	L	3-4	9-7-0						
	17	12/18	@ Toronto	L	4-8	9-8-0						
	18	12/19	TORONTO	L	2-5	9-9-0						
	19	12/22	DETROIT	W	7-1	10-9-0						
	20	12/25	@ Montreal	L	1-5	10-10-0						
TRADITION	21	12/26	@ NY Rangers	L	6-7	10-11-0						
	22	01/01	MONTREAL	L	0-4	10-12-0						
	23	01/04	@ Boston	L	4-6	10-13-0						
	24	01/06	@ Toronto	L	1-6	10-14-0						
	25	01/09	@ Detroit	L	2-4	10-15-0						
RECORDS	26	01/13	@ NY Rangers	W	5-2	11-15-0						
	27	01/16	MONTREAL	T	1-1	11-15-1						
	28	01/20	@ Detroit	L	3-4	11-16-1						
	29	01/23	TORONTO	W	5-3	12-16-1						
	30	01/27	NY RANGERS	W	6-4	13-16-1						
PLAYOFFS	31	01/29	@ Toronto	W	4-3	14-16-1						
	32	01/30	DETROIT	W	3-2	15-16-1						
	33	02/01	@ Boston	W	2-0	16-16-1						
	34	02/05	@ Montreal	L	1-6	16-17-1						
	35	02/06	@ NY Rangers	T	4-4	16-17-2						
	36	02/10	BOSTON	L	4-5	16-18-2						
	37	02/13	MONTREAL	T	2-2	16-18-3						

PLAYER	GP	G	A	PTS	PIM	PLAYER	GP	G	A	PTS	PIM
BENTLEY, DOUG	50	38	39	77	22	BUTTREY, GORDON	10	0	0	0	0
SMITH, CLINT	50	23	49	72	4	FARRANT, WALT	1	0	0	0	0
MOSENIKO, BILL	50	32	38	70	10	HARMS, JOHN	1	0	0	0	0
DAHLSTROM, CARL	50	20	22	42	8	KARAKAS, MIKE	26	0	0	0	0
ALLEN, GEORGE	45	17	24	41	38	HIGHTON, HEC	24	0	0	0	0
MARCH, HAROLD	48	10	27	37	16						
SEIBERT, EARL	50	8	25	33	40						
GOTTSSELG, JOHN	46	8	15	23	6						
PURPUR, CLIFF	40	9	10	19	13						
JOHNSON, VIRGIL	49	1	8	9	23						
THOMS, BILL	7	3	5	8	2						
WIERE, ART	23	2	4	6	2						
HEYLIGER, VIC	26	2	3	5	2						
CAMPBELL, DON	17	1	3	4	6						
TOUPIN, JACQUES	8	1	2	3	0						
DYTE, JACK	27	1	0	1	31						
COOPER, JOE	13	1	0	1	17						
GRIGOR, GEORGE	2	1	0	1	0						

GOALIES	GP	W	L	T	MIN	GA	SO	AVG
KARAKAS, MIKE	26	12	9	5	1,560	79	3	3.04
HIGHTON, HEC	24	10	14	0	1,440	108	0	4.50

HISTORY OF THE BLACKHAWKS

1944-45 CHICAGO BLACKHAWKS

13-30-7, 33 POINTS, 5TH NHL

GM	DATE	OPPONENT	RESULT	SCORE	RECORD	GM	DATE	OPPONENT	RESULT	SCORE	RECORD
1	10/29	TORONTO	L	5-11	0-1-0	40	02/21	BOSTON	W	5-0	9-25-6
2	11/01	NY RANGERS	W	8-3	1-1-0	41	02/24	@ Detroit	L	2-4	9-26-6
3	11/05	BOSTON	L	3-6	1-2-0	42	02/25	DETROIT	L	1-3	9-27-6
4	11/09	@ Montreal	L	2-9	1-3-0	43	02/27	@ Toronto	T	3-3	9-27-7
5	11/12	MONTREAL	L	2-4	1-4-0	44	03/01	@ NY Rangers	W	5-3	10-27-7
6	11/14	@ Boston	L	5-7	1-5-0	45	03/04	MONTREAL	W	6-4	11-27-7
7	11/18	@ Toronto	L	4-5	1-6-0	46	03/07	NY RANGERS	W	6-3	12-27-7
8	11/19	TORONTO	L	3-4	1-7-0	47	03/11	@ Boston	L	2-7	12-28-7
9	11/23	NY RANGERS	T	4-4	1-7-1	48	03/15	BOSTON	L	3-5	12-29-7
10	11/25	@ Detroit	L	4-7	1-8-1	49	03/17	@ Montreal	L	3-4	12-30-7
11	11/26	DETROIT	W	6-5	2-8-1	50	03/18	@ Detroit	W	5-3	13-30-7
12	11/30	BOSTON	L	2-7	2-9-1						
13	12/03	MONTREAL	L	1-2	2-10-1						
14	12/10	@ NY Rangers	T	1-1	2-10-2						
15	12/17	DETROIT	W	2-1	3-10-2						
16	12/20	NY RANGERS	L	1-3	3-11-2						
17	12/23	@ Montreal	L	1-2	3-12-2						
18	12/24	@ NY Rangers	T	3-3	3-12-3						
19	12/28	@ Boston	L	1-2	3-13-3						
20	12/30	@ Toronto	L	0-4	3-14-3						
21	12/31	@ Detroit	L	2-6	3-15-3						
22	01/01	DETROIT	L	2-4	3-16-3						
23	01/06	@ Montreal	L	1-10	3-17-3						
24	01/07	@ NY Rangers	T	0-0	3-17-4						
25	01/14	BOSTON	W	4-1	4-17-4						
26	01/17	MONTREAL	L	2-4	4-18-4						
27	01/20	@ Toronto	L	4-8	4-19-4						
28	01/21	TORONTO	W	4-0	5-19-4						
29	01/24	NY RANGERS	L	3-4	5-20-4						
30	01/27	@ Detroit	L	1-5	5-21-4						
31	01/28	DETROIT	L	2-4	5-22-4						
32	01/30	@ Boston	W	5-3	6-22-4						
33	02/01	@ Montreal	T	1-1	6-22-5						
34	02/04	TORONTO	L	3-4	6-23-5						
35	02/10	@ Toronto	W	2-1	7-23-5						
36	02/11	TORONTO	W	2-1	8-23-5						
37	02/13	@ Boston	L	2-3	8-24-5						
38	02/15	@ NY Rangers	L	2-6	8-25-5						
39	02/18	MONTREAL	T	0-0	8-25-6						

PLAYER	GP	G	A	PTS	PIM	PLAYER	GP	G	A	PTS	PIM
MOSENIKO, BILL	50	28	26	54	0	KARAKAS, MIKE	48	0	1	1	0
SMITH, CLINT	50	23	31	54	0	JOHNSON, VIRGIL	2	0	1	1	2
HORECK, PETE	50	20	16	36	44	PAPKE, JOE	2	0	1	1	2
COOPER, JOE	50	4	17	21	50	SIMON, CULLY	28	0	0	0	14
DAHLSTROM, CARL	40	6	13	19	0	BRETTO, JOE	3	0	0	0	4
MCDONALD, BYRON	26	6	13	19	0	GOTTSELIG, JOHN	1	0	0	0	0
GROSSO, DON	22	9	6	15	4	ZUBOROSKY, MARTY	1	0	0	0	2
SEIBERT, EARL	22	7	8	15	13	STEVENS, DOUG	2	0	0	0	0
BRAYSHAW, RUSS	45	5	9	14	24						
HARMS, JOHN	45	5	5	10	21						
MARCH, HAROLD	38	5	5	10	12						
FRASER, HARVEY	21	5	4	9	0						
PURPUR, CLIFF	21	2	7	9	11						
CHECK, LUDE	26	6	2	8	4						
THOMS, BILL	21	2	6	8	8						
MITCHELL, RED	40	3	4	7	16						
FIELD, WILFRED	37	3	4	7	20						
RAMSAY, LES	11	2	2	4	2						

GOALIES	GP	W	L	T	MINS	GA	SO	AVG
KARAKAS, MIKE	48	12	29	7	2,880	187	4	3.90
STEVENS, DOUG	2	1	1	0	120	7	0	3.50

LEADERSHIP

PLAYERS

2018-19

OPPONENTS

TRADITION

RECORDS

PLAYOFFS

HISTORY

MINORS

MEDIA

HISTORY OF THE BLACKHAWKS

1945–46 CHICAGO BLACKHAWKS

23-20-7, 53 POINTS, 3RD NHL

	GM	DATE	OPPONENT	RESULT	SCORE	RECORD	GM	DATE	OPPONENT	RESULT	SCORE	RECORD		
LEADERSHIP	1	10/24	@ Boston	W	5-4	1-0-0	38	02/15	MONTREAL	L	1-5	20-14-4		
	2	10/27	@ Montreal	L	4-8	1-1-0	39	02/16	@ Detroit	T	3-3	20-14-5		
	3	10/31	NY RANGERS	W	5-1	2-1-0	40	02/17	DETROIT	T	2-2	20-14-6		
	4	11/04	TORONTO	W	7-4	3-1-0	41	02/20	BOSTON	W	4-3	21-14-6		
PLAYERS	5	11/08	@ NY Rangers	W	5-4	4-1-0	42	02/24	NY RANGERS	T	2-2	21-14-7		
	6	11/10	@ Toronto	L	2-3	4-2-0	43	03/02	@ Toronto	L	4-9	21-15-7		
	7	11/11	TORONTO	W	5-3	5-2-0	44	03/03	BOSTON	W	5-3	22-15-7		
	8	11/15	@ Detroit	L	2-5	5-3-0	45	03/06	TORONTO	L	2-5	22-16-7		
2018-19	9	11/18	DETROIT	L	3-5	5-4-0	46	03/10	MONTREAL	L	1-3	22-17-7		
	10	11/22	NY RANGERS	T	3-3	5-4-1	47	03/13	DETROIT	W	9-4	23-17-7		
	11	11/25	MONTREAL	W	5-1	6-4-1	48	03/14	@ Detroit	L	3-7	23-18-7		
	12	12/01	@ Toronto	W	8-2	7-4-1	49	03/16	@ Montreal	L	3-6	23-19-7		
OPPONENTS	13	12/02	TORONTO	L	3-5	7-5-1	50	03/17	@ Boston	L	3-5	23-20-7		
	14	12/05	@ Boston	L	3-6	7-6-1								
	15	12/09	BOSTON	W	8-3	8-6-1								
	16	12/13	@ NY Rangers	W	7-4	9-6-1								
TRADITION	17	12/16	DETROIT	W	6-4	10-6-1								
	18	12/19	MONTREAL	T	4-4	10-6-2								
	19	12/22	@ Detroit	W	6-4	11-6-2								
	20	12/23	DETROIT	T	4-4	11-6-3								
RECORDS	21	12/29	@ Montreal	W	5-4	12-6-3								
	22	12/30	@ NY Rangers	L	2-3	12-7-3								
	23	01/01	TORONTO	W	3-1	13-7-3								
	24	01/05	@ Toronto	W	3-0	14-7-3								
PLAYOFFS	25	01/06	@ Detroit	L	2-3	14-8-3								
	26	01/12	@ Boston	L	3-4	14-9-3								
	27	01/13	@ NY Rangers	L	2-3	14-10-3								
	28	01/16	@ Montreal	W	2-1	15-10-3								
HISTORY	29	01/20	NY RANGERS	W	9-1	16-10-3								
	30	01/23	MONTREAL	W	7-2	17-10-3								
	31	01/26	@ Toronto	L	5-6	17-11-3								
	32	01/27	BOSTON	W	3-1	18-11-3								
MINORS	33	01/30	@ Boston	L	3-4	18-12-3								
	34	02/03	BOSTON	W	3-1	19-12-3								
	35	02/06	NY RANGERS	W	6-2	20-12-3								
	36	02/09	@ Montreal	L	2-6	20-13-3								
MEDIA	37	02/10	@ NY Rangers	T	2-2	20-13-4								
PLAYER							PLAYER							
	GP	G	A	PTS	PIM			GP	G	A	PTS	PIM		
BENTLEY, MAX	47	31	30	61	6	REISE, JR., LEO		6	0	0	0	6		
SMITH, CLINT	50	26	24	50	2	KARAKAS, MIKE		48	0	0	0	5		
MOSIENKO, BILL	40	18	30	48	12	STEVENSON, DOUG		2	0	0	0	0		
KALETA, ALEX	49	19	27	46	17									
HORECK, PETE	50	20	21	41	34									
BENTLEY, DOUG	36	19	21	40	16									
HAMILL, RED	48	20	17	37	23									
GEE, GEORGE	35	14	15	29	12									
ALLEN, GEORGE	44	11	15	26	16									
GROSSO, DON	46	7	10	17	17									
WARES, EDDIE	46	4	11	15	34									
MARIUCCI, JOHN	50	3	8	11	58									
JOHNSTON, GEORGE	16	5	4	9	2	GOALIES								
COOPER, JOE	50	2	7	9	46		GP	W	L	T	MIN	GA	SO	AVG
HAMILTON, REG	48	1	7	8	31	KARAKAS, MIKE	48	22	19	7	2,880	166	1	3.46
CHAD, JOHN	13	0	1	1	2	STEVENSON, DOUG	2	1	1	0	120	12	0	6.00

HISTORY OF THE BLACKHAWKS

1946-47 CHICAGO BLACKHAWKS

19-37-4, 42 POINTS, 6TH NHL

GM	DATE	OPPONENT	RESULT	SCORE	RECORD	GM	DATE	OPPONENT	RESULT	SCORE	RECORD
1	10/20	@ Boston	T	2-2	0-0-1	40	02/02	BOSTON	W	3-1	13-24-3
2	10/23	@ Detroit	W	6-5	1-0-1	41	02/05	NY RANGERS	L	2-3	13-25-3
3	10/26	@ Toronto	L	1-2	1-1-1	42	02/09	BOSTON	W	6-4	14-25-3
4	10/30	TORONTO	L	2-5	1-2-1	43	02/12	MONTREAL	T	1-1	14-25-4
5	11/03	BOSTON	W	5-3	2-2-1	44	02/15	@ Detroit	L	1-5	14-26-4
6	11/06	NY RANGERS	W	6-2	3-2-1	45	02/16	DETROIT	W	3-2	15-26-4
7	11/07	@ Montreal	L	3-4	3-3-1	46	02/19	TORONTO	W	5-3	16-26-4
8	11/10	TORONTO	L	2-4	3-4-1	47	02/23	BOSTON	L	4-9	16-27-4
9	11/16	@ NY Rangers	W	6-2	4-4-1	48	02/26	@ NY Rangers	W	9-7	17-27-4
10	11/17	@ Detroit	L	2-5	4-5-1	49	02/27	@ Montreal	L	5-6	17-28-4
11	11/20	DETROIT	L	6-8	4-6-1	50	03/02	DETROIT	L	1-3	17-29-4
12	11/24	NY RANGERS	L	1-5	4-7-1	51	03/03	@ NY Rangers	W	9-4	18-29-4
13	11/27	TORONTO	W	5-2	5-7-1	52	03/05	NY RANGERS	L	1-3	18-30-4
14	11/30	@ Toronto	L	0-11	5-8-1	53	03/08	@ Toronto	L	4-12	18-31-4
15	12/01	NY RANGERS	L	1-2	5-9-1	54	03/09	MONTREAL	L	1-4	18-32-4
16	12/03	@ Montreal	L	1-4	5-10-1	55	03/12	BOSTON	L	3-8	19-33-4
17	12/04	DETROIT	T	0-0	5-10-2	56	03/15	@ Detroit	L	3-8	19-34-4
18	12/08	MONTREAL	L	3-5	5-11-2	57	03/16	DETROIT	L	6-10	19-35-4
19	12/11	@ Boston	L	1-4	5-12-2	58	03/19	@ Boston	L	3-7	18-36-4
20	12/15	TORONTO	L	3-4	5-13-2	59	03/22	@ Montreal	W	5-4	19-36-4
21	12/18	DETROIT	W	5-2	6-13-2	60	03/23	@ NY Rangers	L	3-4	19-37-4
22	12/21	@ Toronto	L	1-3	6-14-2						
23	12/22	BOSTON	W	5-1	7-14-2						
24	12/25	@ Boston	W	5-3	8-14-2						
25	12/28	@ Montreal	L	2-8	8-15-2						
26	01/01	MONTREAL	L	2-5	8-16-2						
27	01/05	@ NY Rangers	L	0-9	8-17-2						
28	01/08	@ Toronto	L	4-10	8-18-2						
29	01/09	@ Detroit	W	6-4	9-18-2						
30	01/11	@ Montreal	W	2-1	10-18-2						
31	01/12	MONTREAL	W	3-1	11-18-2						
32	01/15	@ Boston	L	3-6	11-19-2						
33	01/18	@ Boston	L	1-3	11-20-2						
34	01/19	@ NY Rangers	L	3-5	11-21-2						
35	01/22	NY RANGERS	L	2-4	11-22-2						
36	01/23	@ Detroit	L	2-8	11-23-2						
37	01/26	TORONTO	T	6-6	11-23-3						
38	01/28	MONTREAL	L	2-4	11-24-3						
39	02/01	@ Toronto	W	5-4	12-24-3						

PLAYER	GP	G	A	PTS	PIM	PLAYER	GP	G	A	PTS	PIM
BENTLEY, MAX	60	29	43	72	12	FOWLER, TOM	24	0	1	1	18
BENTLEY, DOUG	52	21	34	55	18	DICK, HARRY	12	0	1	1	12
MOSENKO, BILL	59	25	27	52	2	REISE, JR., LEO	17	0	0	0	13
KALETA, ALEX	57	24	20	44	37	BIBEAULT, PAUL	41	0	0	0	2
HAMILL, RED	60	21	19	40	12	FRANCIS, EMILE	19	0	0	0	0
GEE, GEORGE	60	20	20	40	26						
BROWN, ADAM	42	11	25	36	57						
SMITH, CLINT	52	9	17	26	6						
GADSBY, BILL	48	8	10	18	31						
WARES, EDDIE	60	4	7	11	21						
MARIUCCI, JOHN	52	2	9	11	110						
HORECK, PETE	18	4	6	10	12						
ASHWORTH, FRANK	18	5	4	9	2						
NATRASS, RALPH	35	4	5	9	34						
JACKSON, JACK	48	2	5	7	38						
JOHNSTON, GEORGE	10	3	1	4	0						
BLADE, HANK	18	1	3	4	2						
HAMILTON, REG	10	0	3	3	2						

GOALIES	GP	W	L	T	MIN	GA	SO	AVG
BIBEAULT, PAUL	41	13	25	3	2,460	170	1	4.15
FRANCIS, EMILE	19	6	12	1	1,340	104	0	5.47

LEADERSHIP
PLAYERS
2018-19
OPPONENTS
TRADITION
RECORDS
PLAYOFFS
HISTORY
MINORS
MEDIA

HISTORY OF THE BLACKHAWKS

1947-48 CHICAGO BLACKHAWKS

20-34-6, 46 POINTS, 6TH NHL

LEADERSHIP
PLAYERS
2019-19
OPPONENTS
TRADITION
RECORDS
PLAYOFFS
HISTORY
MINORS
MEDIA

GM	DATE	OPPONENT	RESULT	SCORE	RECORD	GM	DATE	OPPONENT	RESULT	SCORE	RECORD
1	10/15	@ Detroit	L	2-4	0-1-0	38	01/24	@ Toronto	L	1-2	11-25-2
2	10/18	@ Montreal	L	2-4	0-2-0	39	01/25	TORONTO	T	4-4	11-25-3
3	10/25	@ Toronto	L	1-5	0-3-0	40	01/28	NY RANGERS	L	2-3	11-26-3
4	10/26	@ Boston	L	2-3	0-4-0	41	01/31	@ Boston	W	7-4	12-26-3
5	10/29	DETROIT	L	2-5	0-5-0	42	02/01	@ NY Rangers	T	2-2	12-26-4
6	11/02	MONTREAL	L	2-4	0-6-0	43	02/03	DETROIT	L	1-4	12-27-4
7	11/05	BOSTON	L	1-2	0-7-0	44	02/05	@ Montreal	W	7-2	12-27-4
8	11/09	NY RANGERS	W	8-5	1-7-0	45	02/08	NY RANGERS	T	2-2	13-27-5
9	11/12	@ Toronto	W	5-4	2-7-0	46	02/11	@ Boston	W	3-0	14-27-5
10	11/13	@ Montreal	L	2-5	2-8-0	47	02/15	MONTREAL	W	2-1	15-27-5
11	11/15	@ NY Rangers	W	5-3	3-8-0	48	02/18	BOSTON	L	2-4	15-28-5
12	11/16	TORONTO	L	4-5	3-9-0	49	02/22	TORONTO	L	2-3	15-29-5
13	11/19	MONTREAL	T	2-2	3-9-1	50	02/25	@ NY Rangers	W	7-4	16-29-5
14	11/22	@ Detroit	L	5-8	3-10-1	51	02/28	@ Toronto	L	3-4	16-30-5
15	11/23	DETROIT	L	3-9	3-11-1	52	02/29	BOSTON	W	5-1	17-30-5
16	11/26	BOSTON	W	5-3	4-11-1	53	03/03	@ Boston	T	4-4	17-30-6
17	11/30	NY RANGERS	L	2-6	4-12-1	54	03/07	MONTREAL	W	9-3	18-30-6
18	12/03	@ Boston	T	4-4	4-12-2	55	03/09	DETROIT	W	4-1	19-30-6
19	12/06	@ Toronto	L	5-12	4-13-2	56	03/10	@ Detroit	L	2-7	19-31-6
20	12/07	TORONTO	L	2-3	4-14-2	57	03/14	TORONTO	L	0-3	19-32-6
21	12/10	BOSTON	W	6-5	5-14-2	58	03/17	NY RANGERS	L	2-5	19-33-6
22	12/13	@ Detroit	L	3-4	5-15-2	59	03/20	@ Montreal	L	4-7	19-34-6
23	12/14	MONTREAL	L	3-4	5-16-2	60	03/21	@ NY Rangers	W	4-3	20-34-6
24	12/17	DETROIT	L	1-7	5-17-2						
25	12/21	TORONTO	L	1-3	5-18-2						
26	12/23	NY RANGERS	W	7-1	6-18-2						
27	12/25	@ Boston	W	6-1	7-18-2						
28	12/27	@ Montreal	L	1-3	7-19-2						
29	12/31	@ Detroit	L	0-4	7-20-2						
30	01/01	DETROIT	L	1-4	7-21-2						
31	01/04	@ NY Rangers	W	4-1	8-21-2						
32	01/10	@ Toronto	L	4-6	8-22-2						
33	01/11	BOSTON	W	4-1	9-22-2						
34	01/14	@ NY Rangers	L	2-4	9-23-2						
35	01/17	@ Montreal	L	1-3	9-24-2						
36	01/18	@ Detroit	W	5-4	10-24-2						
37	01/21	MONTREAL	W	3-1	11-24-2						

PLAYER	GP	G	A	PTS	PIM	PLAYER	GP	G	A	PTS	PIM
BENTLEY, DOUG	60	20	37	57	16	BLADE, HANK	6	1	0	1	0
STEWART, GAYE	54	26	29	55	74	THOMAS, CY	6	1	0	1	8
POILE, BUD	54	23	29	52	17	BALDWIN, DOUG	5	0	0	0	2
CONACHER, ROY	52	22	27	49	4	MICHALUK, ART	5	0	0	0	0
GEE, GEORGE	60	14	25	39	18	FRANCIS, EMILE	54	0	0	0	6
BODNAR, GIJS	46	13	22	35	23	JACKSON, DOUG	6	0	0	0	0
KALETA, ALEX	52	10	16	26	40						
MOSIENKO, BILL	40	16	9	25	0						
HAMILL, RED	60	11	13	24	18						
DICKENS, ERNIE	54	5	15	20	30						
PRYSTAI, METRO	54	7	11	18	25						
BROWN, ADAM	32	7	10	17	41						
NATRASS, RALPH	60	5	12	17	79						
GADSBY, BILL	60	6	10	16	66						
GOLDHAM, BOB	38	2	9	11	38						
BENTLEY, MAX	6	3	3	6	4						
MARIUCCI, JOHN	51	1	4	5	63						
BUTLER, DICK	7	2	0	2	0						

GOALIES	GP	W	L	T	MINs	GA	SO	AVG
FRANCIS, EMILE	54	19	30	5	3,240	183	1	3.39
JACKSON, DOUG	6	1	4	1	360	42	0	7.00

HISTORY OF THE BLACKHAWKS

1948-49 CHICAGO BLACKHAWKS

21-31-8, 50 POINTS, 5TH NHL

GM	DATE	OPPONENT	RESULT	SCORE	RECORD	GM	DATE	OPPONENT	RESULT	SCORE	RECORD
1	10/13	@ Detroit	L	1-3	0-1-0	44	02/06	NY RANGERS	L	0-2	16-23-5
2	10/16	@ Montreal	L	2-8	0-2-0	45	02/09	@ Boston	L	3-5	16-24-5
3	10/20	@ Boston	L	3-8	0-3-0	46	02/10	@ NY Rangers	W	3-1	17-24-5
4	10/23	@ Toronto	L	1-6	0-4-0	47	02/13	MONTREAL	W	4-3	18-24-5
5	10/28	BOSTON	L	1-5	0-5-0	48	02/16	BOSTON	W	5-1	19-24-5
6	10/31	TORONTO	W	2-1	1-5-0	49	02/20	TORONTO	L	3-4	19-25-5
7	11/07	NY RANGERS	W	4-2	2-5-0	50	02/24	MONTREAL	L	1-3	19-26-5
8	11/10	@ NY Rangers	L	3-4	2-6-0	51	02/26	@ Toronto	T	2-2	19-26-6
9	11/11	@ Montreal	L	1-4	2-7-0	52	02/27	BOSTON	T	2-2	19-26-7
10	11/13	@ Toronto	W	6-3	3-7-0	53	03/02	NY RANGERS	W	5-2	20-26-7
11	11/14	DETROIT	L	1-3	3-8-0	54	03/05	@ Detroit	L	5-6	20-27-7
12	11/17	MONTREAL	W	4-3	4-8-0	55	03/06	DETROIT	L	2-6	20-28-7
13	11/21	TORONTO	T	3-3	4-8-1	56	03/09	MONTREAL	T	2-2	20-28-8
14	11/25	NY RANGERS	W	6-4	5-8-1	57	03/13	TORONTO	L	1-3	20-29-8
15	11/27	@ Detroit	W	5-3	6-8-1	58	03/16	@ Boston	W	4-3	21-29-8
16	11/28	DETROIT	L	6-9	6-9-1	59	03/19	@ Montreal	L	1-5	21-30-8
17	11/30	@ NY Rangers	W	4-2	7-9-1	60	03/20	@ NY Rangers	L	1-5	21-31-8
18	12/01	@ Boston	L	1-5	7-10-1						
19	12/04	@ Toronto	W	6-4	8-10-1						
20	12/05	TORONTO	L	0-2	8-11-1						
21	12/08	BOSTON	W	4-3	9-11-1						
22	12/11	@ Montreal	W	5-2	10-11-1						
23	12/12	MONTREAL	T	4-4	10-11-2						
24	12/15	DETROIT	W	5-1	11-11-2						
25	12/19	BOSTON	W	7-2	12-11-2						
26	12/23	NY RANGERS	L	2-3	12-12-2						
27	12/25	@ Boston	L	1-2	12-13-2						
28	12/26	@ NY Rangers	W	2-1	13-13-2						
29	01/01	DETROIT	W	5-3	14-13-2						
30	01/02	@ Detroit	L	3-5	14-14-2						
31	01/05	@ NY Rangers	L	1-3	14-15-2						
32	01/06	@ Montreal	L	2-7	14-16-2						
33	01/08	@ Toronto	T	3-3	14-16-3						
34	01/09	BOSTON	W	4-2	15-16-3						
35	01/15	@ Montreal	L	1-7	15-17-3						
36	01/16	@ Boston	L	1-3	15-18-3						
37	01/19	@ Detroit	L	1-2	15-19-3						
38	01/23	NY RANGERS	T	2-2	15-19-4						
39	01/26	MONTREAL	L	2-3	15-20-4						
40	01/29	@ Toronto	T	4-4	15-20-5						
41	01/30	TORONTO	W	4-2	16-20-5						
42	02/02	@ Detroit	L	4-6	16-21-5						
43	02/03	DETROIT	L	2-4	16-22-5						

PLAYER	GP	G	A	PTS	PIM	PLAYER	GP	G	A	PTS	PIM
CONACHER, ROY	60	26	42	68	8	GEE, GEORGE	4	0	2	2	4
BENTLEY, DOUG	58	23	43	66	38	POILE, BUD	4	0	0	0	2
CONACHER, JIM	55	25	23	48	41	HENRY, JIM	60	0	0	0	0
BODNAR, GUS	59	19	26	45	14						
MOSENIKO, BILL	60	17	25	42	6						
STEWART, GAYE	54	20	18	38	57						
GUIDOLIN, REP	56	4	17	21	116						
BROWN, ADAM	58	8	12	20	69						
PRYSTAL, METRO	59	12	7	19	19						
NATRASS, RALPH	60	4	10	14	99						
GADSBY, BILL	50	3	10	13	85						
HAMILL, RED	57	8	4	12	16						
GOLDHAM, BOB	60	1	10	11	43						
DICKENS, ERNIE	59	2	3	5	14						
MCCAIG, DOUG	55	1	3	4	60						
OLMSTEAD, BERT	9	0	2	2	4						

GOALIES	GP	W	L	T	MIN	GA	SO	AVG
HENRY, JIM	60	21	31	8	3,600	211	0	3.52

LEADERSHIP

PLAYERS

2018-19

OPPONENTS

TRADITION

RECORDS

PLAYOFFS

HISTORY

MINORS

MEDIA

HISTORY OF THE BLACKHAWKS

1949-50 CHICAGO BLACKHAWKS

22-38-10, 54 POINTS, 6TH NHL

LEADERSHIP
PLAYERS
2018-19
OPPONENTS
TRADITION
RECORDS
PLAYOFFS
HISTORY
MINORS
MEDIA

GM	DATE	OPPONENT	RESULT	SCORE	RECORD	GM	DATE	OPPONENT	RESULT	SCORE	RECORD
1	10/13	@ Montreal	L	0-4	0-1-0	44	01/26	BOSTON	W	5-1	14-22-8
2	10/15	@ Toronto	T	4-4	0-1-1	45	01/28	@ Toronto	L	1-9	14-23-8
3	10/19	@ Boston	L	4-7	0-2-1	46	01/29	TORONTO	L	0-4	14-24-8
4	10/23	@ Detroit	T	3-3	0-2-2	47	02/01	TORONTO	W	3-0	15-24-8
5	10/25	NY RANGERS	L	1-2	0-3-2	48	02/04	@ Montreal	W	6-2	16-24-8
6	10/27	DETROIT	L	1-3	0-4-2	49	02/05	MONTREAL	L	3-4	16-25-8
7	10/29	@ NY Rangers	W	2-0	1-4-2	50	02/08	@ Detroit	L	2-9	16-26-8
8	10/30	BOSTON	W	10-4	2-4-2	51	02/09	NY RANGERS	L	3-5	16-27-8
9	11/02	MONTREAL	W	4-1	3-4-2	52	02/12	TORONTO	T	1-1	16-27-9
10	11/06	TORONTO	L	2-4	3-5-2	53	02/15	DETROIT	W	3-0	17-27-9
11	11/09	@ Boston	W	3-1	4-5-2	54	02/19	BOSTON	T	4-4	17-27-10
12	11/12	@ Toronto	L	0-4	4-6-2	55	02/22	@ NY Rangers	L	0-3	17-28-10
13	11/13	MONTREAL	T	0-0	4-6-3	56	02/23	NY RANGERS	L	3-7	17-29-10
14	11/16	@ Detroit	L	1-4	4-7-3	57	02/26	DETROIT	L	1-4	17-30-10
15	11/17	BOSTON	W	8-3	5-7-3	58	03/02	MONTREAL	W	5-2	18-30-10
16	11/20	NY RANGERS	L	2-5	6-7-3	59	03/04	@ Montreal	L	1-3	18-31-10
17	11/24	DETROIT	T	3-3	5-8-4	60	03/05	@ Boston	L	4-11	18-32-10
18	11/26	@ Detroit	W	7-2	6-8-4	61	03/08	NY RANGERS	L	2-4	18-33-10
19	11/27	TORONTO	W	6-3	7-8-4	62	03/11	@ Detroit	L	1-5	18-34-10
20	12/01	BOSTON	W	5-4	8-8-4	63	03/12	DETROIT	L	2-4	18-35-10
21	12/03	@ Boston	L	3-5	8-9-4	64	03/15	TORONTO	W	4-0	19-35-10
22	12/04	@ NY Rangers	L	0-4	8-10-4	65	03/18	@ Toronto	L	1-2	19-36-10
23	12/07	@ NY Rangers	L	1-2	8-11-4	66	03/19	BOSTON	L	3-4	19-37-10
24	12/08	TORONTO	L	1-4	8-12-4	67	03/21	@ NY Rangers	W	6-3	20-37-10
25	12/10	@ Montreal	T	1-1	8-12-5	68	03/22	@ Boston	W	7-5	21-37-10
26	12/11	MONTREAL	L	0-3	8-13-5	69	03/25	@ Montreal	L	0-4	21-38-10
27	12/14	NY RANGERS	W	5-3	9-13-5	70	03/26	@ Detroit	W	5-4	22-38-10
28	12/17	@ Toronto	W	7-1	10-13-5						
29	12/18	DETROIT	L	3-5	10-14-5						
30	12/21	BOSTON	L	1-4	10-15-5						
31	12/25	@ Boston	T	4-4	10-15-6						
32	12/28	@ NY Rangers	L	2-5	10-16-6						
33	12/31	@ Montreal	L	2-3	10-17-6						
34	01/01	MONTREAL	W	5-1	11-17-6						
35	01/04	@ Toronto	T	4-4	11-17-7						
36	01/07	@ Toronto	L	2-5	11-18-7						
37	01/08	@ NY Rangers	T	1-1	11-18-8						
38	01/10	MONTREAL	L	3-7	11-19-8						
39	01/14	@ Montreal	L	0-3	11-20-8						
40	01/15	@ Boston	W	5-1	12-20-8						
41	01/18	DETROIT	L	4-5	12-21-8						
42	01/21	@ Detroit	L	3-5	12-22-8						
43	01/22	NY RANGERS	W	4-3	13-22-8						

PLAYER	GP	G	A	PTS	PIM	PLAYER	GP	G	A	PTS	PIM
CONACHER, ROY	70	25	31	56	16	STASIUK, VIC	17	1	1	2	2
BENTLEY, DOUG	63	20	33	53	28	LEIER, ED	5	0	1	1	0
PRYSTAL, METRO	65	29	22	51	31	MILLER, JACK	6	0	0	0	0
GUIDOLIN, BEP	70	17	34	51	42	BEDARD, JIM	5	0	0	0	2
OLMSTEAD, BERT	70	20	29	49	40	BRIMSEK, FRANK	70	0	0	0	2
MOSENIKO, BILL	69	18	28	46	10						
STEWART, GAYE	70	24	19	43	41						
BOONAR, GUS	70	11	28	39	6						
GADESBY, BILL	70	10	25	35	138						
CONACHER, JIM	66	13	20	33	14						
NATRASS, RALPH	68	5	11	16	96						
DICKENS, ERNIE	70	0	13	13	22						
GOLDHAM, BOB	67	2	10	12	57						
HAMILL, RED	59	6	2	8	6						
BROWN, ADAM	25	2	2	4	16						
MCCAIG, DOUG	62	0	4	4	49						

GOALIES	GP	W	L	T	MIN	GA	SO	AVG
BRIMSEK, FRANK	70	22	38	10	4,200	244	5	3.49

HISTORY OF THE BLACKHAWKS

1950-51 CHICAGO BLACKHAWKS

13-47-10, 36 POINTS, 6TH NHL

GM	DATE	OPPONENT	RESULT	SCORE	RECORD	GM	DATE	OPPONENT	RESULT	SCORE	RECORD
1	10/12	@ Montreal	T	3-3	0-0-1	44	01/21	MONTREAL	L	2-3	11-24-9
2	10/14	@ Toronto	W	2-1	1-0-1	45	01/23	DETROIT	L	2-8	11-25-9
3	10/15	NY RANGERS	L	2-3	1-1-1	46	01/25	NY RANGERS	L	1-2	11-26-9
4	10/22	TORONTO	L	3-5	1-2-1	47	01/27	@ Montreal	L	2-4	11-27-9
5	10/26	MONTREAL	W	5-1	2-2-1	48	01/28	TORONTO	L	3-4	11-28-9
6	10/28	@ Detroit	L	1-3	2-3-1	49	02/01	BOSTON	W	5-2	12-28-9
7	10/29	TORONTO	T	3-3	2-3-2	50	02/03	@ Toronto	L	3-6	12-29-9
8	11/02	BOSTON	W	5-2	3-3-2	51	02/04	NY RANGERS	T	4-4	12-29-10
9	11/05	NY RANGERS	W	3-1	4-3-2	52	02/07	@ Detroit	L	3-11	12-30-10
10	11/09	MONTREAL	W	2-1	5-3-2	53	02/08	DETROIT	L	3-4	12-31-10
11	11/11	@ Boston	W	4-2	6-3-2	54	02/11	TORONTO	L	3-5	12-32-10
12	11/12	@ NY Rangers	W	4-1	7-3-2	55	02/14	@ NY Rangers	L	1-5	12-33-10
13	11/16	DETROIT	L	1-5	7-4-2	56	02/15	NY RANGERS	L	3-7	12-34-10
14	11/18	@ Montreal	L	2-3	7-5-2	57	02/18	BOSTON	L	3-7	12-35-10
15	11/19	MONTREAL	L	0-3	7-6-2	58	02/22	MONTREAL	W	3-2	13-35-10
16	11/22	@ Toronto	L	2-5	7-7-2	59	02/25	BOSTON	L	2-3	13-36-10
17	11/23	BOSTON	W	4-1	8-7-2	60	03/01	NY RANGERS	L	1-4	13-37-10
18	11/25	@ Detroit	L	1-4	8-8-2	61	03/03	@ Toronto	L	0-3	13-38-10
19	11/26	DETROIT	W	5-0	9-8-2	62	03/04	@ Boston	L	2-10	13-39-10
20	11/29	@ NY Rangers	T	1-1	9-8-3	63	03/07	@ NY Rangers	L	1-3	13-40-10
21	12/02	@ Toronto	T	0-0	9-8-4	64	03/10	@ Montreal	L	2-12	13-41-10
22	12/03	TORONTO	T	3-3	9-8-5	65	03/11	DETROIT	L	0-7	13-42-10
23	12/06	@ Boston	L	4-5	9-9-5	66	03/15	TORONTO	L	3-5	13-43-10
24	12/09	@ Montreal	W	5-0	10-9-5	67	03/17	@ Detroit	L	2-8	13-44-10
25	12/10	NY RANGERS	T	3-3	10-9-6	68	03/18	DETROIT	L	3-4	13-45-10
26	12/14	TORONTO	L	1-7	10-10-6	69	03/21	@ Boston	L	5-6	13-46-10
27	12/16	@ Toronto	W	3-2	11-10-6	70	03/25	@ NY Rangers	L	2-5	13-47-10
28	12/17	MONTREAL	L	3-7	11-11-6						
29	12/19	@ Detroit	L	1-6	11-12-6						
30	12/21	BOSTON	L	1-3	11-13-6						
31	12/24	@ NY Rangers	L	1-6	11-14-6						
32	12/25	@ Boston	L	4-7	11-15-6						
33	12/27	@ Boston	T	4-4	11-15-7						
34	12/30	@ Montreal	L	3-4	11-16-7						
35	01/01	MONTREAL	T	3-3	11-16-8						
36	01/04	@ Detroit	L	0-1	11-17-8						
37	01/07	@ NY Rangers	L	2-3	11-18-8						
38	01/09	BOSTON	L	4-5	11-19-8						
39	01/11	@ Montreal	L	1-4	11-20-8						
40	01/13	@ Toronto	T	3-3	11-20-9						
41	01/14	@ Boston	L	1-5	11-21-9						
42	01/17	DETROIT	L	2-4	11-22-9						
43	01/18	@ Detroit	L	2-3	11-23-9						

PLAYER	GP	G	A	PTS	PIM	PLAYER	GP	G	A	PTS	PIM
CONACHER, ROY	70	26	24	50	14	CORLUN, HUGH	31	0	3	3	33
BARANDO, PETE	70	18	19	37	36	LEIER, ED	11	2	0	2	2
CONACHER, JIM	52	10	27	37	16	BEDARD, JIM	17	1	1	2	6
MOSEKOW, BILL	65	21	15	36	18	STEWART, JACK	26	0	2	2	49
GUDDOLIN, BEP	69	12	22	34	56	HUCUL, FRED	3	1	0	1	2
BENTLEY, DOUG	44	9	23	32	20	MILLER, JACK	11	0	0	0	4
BROWN, ADAM	53	10	12	22	61	FIELDER, GUY	3	0	0	0	0
POWELL, RAY	31	7	15	22	2	HAMILL, RED	2	0	0	0	0
MORRISON, DON	59	8	12	20	6	SMITH, GLEN	2	0	0	0	0
BOONAR, GUS	44	8	12	20	8	MICHALUK, JOHN	1	0	0	0	0
DEWSBURY, AL	67	5	14	19	79	LUMLEY, HARRY	64	0	0	0	4
LUNDY, PAT	61	9	9	18	9	PELLETIER, MARCEL	6	0	0	0	2
FOGOLIN, LEE	37	3	10	13	63	ALMAS, RALPH	1	0	0	0	0
BLACK, STEVE	39	4	6	10	22						
GADSBY, BILL	25	3	7	10	32						
DICKENS, ERNIE	70	2	8	10	20						
STASUOK, VIC	21	5	3	8	6						
MCCAIG, DOUG	54	2	5	7	29						
FASHOWAY, GORDON	13	3	2	5	14						
OLMSTED, BERT	15	2	1	3	0						

GOALIES	GP	W	L	T	MIN	GA	SO	AVG
LUMLEY, HARRY	64	12	41	10	3,785	245	3	3.88
PELLETIER, MARCEL	6	1	5	0	355	28	0	4.73
ALMAS, RALPH	1	0	1	0	60	5	0	5.00

LEADERSHIP
PLAYERS
2018-19
OPPONENTS
TRADITION
RECORDS
PLAYOFFS
HISTORY
MINORS
MEDIA

1951-52 CHICAGO BLACKHAWKS

17-44-9, 43 POINTS, 6TH NHL

	GM	DATE	OPPONENT	RESULT	SCORE	RECORD	GM	DATE	OPPONENT	RESULT	SCORE	RECORD
LEADERSHIP	1	10/11	@ Montreal	L	2-4	0-1-0	44	01/24	MONTREAL	L	1-4	12-28-4
	2	10/13	@ Toronto	W	3-1	1-1-0	45	01/26	@ Detroit	W	3-2	13-28-4
	3	10/14	NY RANGERS	W	3-2	2-1-0	46	01/27	DETROIT	L	0-2	13-29-4
	4	10/18	DETROIT	L	1-6	2-2-0	47	01/31	BOSTON	T	0-0	13-29-5
PLAYERS	5	10/21	TORONTO	T	1-1	2-2-1	48	02/03	TORONTO	W	3-1	14-29-5
	6	10/25	MONTREAL	T	2-2	2-2-2	49	02/05	@ Boston	L	0-5	14-30-5
	7	10/28	BOSTON	L	0-2	2-3-2	50	02/07	NY RANGERS	L	1-3	14-31-5
	8	11/01	NY RANGERS	W	4-2	3-3-2	51	02/10	MONTREAL	L	2-3	14-32-5
2018-19	9	11/04	BOSTON	L	2-4	3-4-2	52	02/14	DETROIT	L	2-3	14-33-5
	10	11/07	@ Toronto	L	0-1	3-5-2	53	02/16	@ Toronto	T	2-2	14-33-6
	11	11/08	TORONTO	L	1-3	3-6-2	54	02/17	BOSTON	L	2-5	14-34-6
	12	11/10	@ Montreal	L	2-4	3-7-2	55	02/21	TORONTO	W	5-1	15-34-6
OPPONENTS	13	11/11	@ NY Rangers	L	2-3	3-8-2	56	02/23	@ Montreal	L	0-7	15-35-6
	14	11/13	@ Boston	W	3-1	4-8-2	57	02/24	DETROIT	L	1-2	15-36-6
	15	11/15	@ Detroit	L	1-3	4-9-2	58	02/28	NY RANGERS	T	2-2	15-36-7
	16	11/18	TORONTO	W	1-0	5-9-2	59	03/02	MONTREAL	L	4-6	15-37-7
TRADITION	17	11/21	@ Toronto	L	1-5	5-10-2	60	03/03	@ Detroit	L	2-3	15-38-7
	18	11/22	MONTREAL	W	5-1	6-10-2	61	03/06	NY RANGERS	L	3-5	15-39-7
	19	11/24	@ Detroit	W	6-2	7-10-2	62	03/08	@ Montreal	T	4-4	15-39-8
	20	11/25	DETROIT	L	2-5	7-11-2	63	03/09	@ Boston	L	2-4	15-40-8
RECORDS	21	11/28	@ NY Rangers	L	3-6	7-12-2	64	03/12	@ NY Rangers	L	2-10	15-41-8
	22	12/01	@ Montreal	L	2-4	7-13-2	65	03/13	BOSTON	T	3-3	15-41-9
	23	12/02	NY RANGERS	W	6-4	8-13-2	66	03/15	@ Detroit	L	1-6	15-42-9
	24	12/04	@ Boston	L	1-3	8-14-2	67	03/16	DETROIT	L	0-4	15-43-9
PLAYOFFS	25	12/08	@ Toronto	L	1-3	8-15-2	68	03/18	@ Boston	L	0-4	15-44-9
	26	12/09	BOSTON	W	4-3	9-15-2	69	03/22	@ Toronto	W	3-2	16-44-9
	27	12/13	MONTREAL	T	1-1	9-15-3	70	03/23	@ NY Rangers	W	7-6	17-44-9
	28	12/15	@ Detroit	L	0-3	9-16-3						
HISTORY	29	12/16	TORONTO	W	4-3	10-16-3						
	30	12/20	DETROIT	L	4-6	10-17-3						
	31	12/22	@ Montreal	L	1-5	10-18-3						
	32	12/23	@ NY Rangers	L	2-3	10-19-3						
MINORS	33	12/25	@ Boston	W	6-2	11-19-3						
	34	12/29	@ Detroit	L	1-3	11-20-3						
	35	01/01	MONTREAL	L	0-3	11-21-3						
	36	01/05	@ Toronto	L	1-2	11-22-3						
MEDIA	37	01/06	@ NY Rangers	L	2-3	11-23-3						
	38	01/08	BOSTON	L	2-7	11-24-3						
	39	01/12	@ Montreal	L	3-8	11-25-3						
	40	01/13	@ Boston	L	4-5	11-26-3						
	41	01/16	@ NY Rangers	W	6-4	12-26-3						
	42	01/17	NY RANGERS	T	6-6	12-26-4						
	43	01/20	TORONTO	L	1-3	12-27-4						

PLAYER	GP	G	A	PTS	PIM	PLAYER	GP	G	A	PTS	PIM
MOSIENKO, BILL	70	31	22	53	10	TAYLOR, HARRY	15	1	1	2	0
GEE, GEORGE	70	18	31	49	39	CONACHER, JIM	5	1	1	2	0
BODNAR, JIM	69	14	26	40	26	QUACKENBUSH, MAX	14	0	1	1	4
PETERS, GUS	70	15	21	36	16	CONACHER, PETE	2	0	1	1	0
MCFADDEN, JIM	70	10	24	34	14	BUCHANAN, MIKE	1	0	0	0	0
GUIDOLINI, BEP	67	13	18	31	78	POETA, TONY	1	0	0	0	0
BABANDIO, PETE	49	11	14	25	29	PRICE, JACK	1	0	0	0	0
DEWSBURY, AL	69	7	17	24	99	WHARRAM, KEN	1	0	0	0	0
GADSBY, BILL	59	7	15	22	87	LUMLEY, HARRY	70	0	0	0	2
HORECK, PETE	60	9	11	20	22	ROBERTS, MOE	1	0	0	0	0
FINNEY, SID	35	6	5	11	0						
WITUK, STEVE	33	3	8	11	14						
HUCUL, FRED	34	3	7	10	37						
FOGOLIN, LEE	69	0	9	9	96						
BENTLEY, DOUG	8	2	3	5	4						
RAGLAN, CLARENCE	35	0	5	5	28						
CONACHER, ROY	12	3	1	4	0						
STEWART, JACK	37	1	3	4	12						
HRYMNAK, STEVE	18	2	1	3	4						
MARTIN, CLARE	30	1	2	3	6						

GOALIES	GP	W	L	T	MIN	GA	SO	AVG
LUMLEY, HARRY	70	17	44	9	4,180	237	2	3.40
ROBERTS, MOE	1	0	0	0	20	0	0	0

HISTORY OF THE BLACKHAWKS

1952-53 CHICAGO BLACKHAWKS

27-28-15, 69 POINTS, 4TH NHL

GM	DATE	OPPONENT	RESULT	RECORD	GM	DATE	OPPONENT	RESULT	RECORD		
1	10/09	@ Montreal	W	3-2	1-0-0	44	01/18	NY RANGERS	W	2-0	17-16-11
2	10/11	@ Toronto	W	6-2	2-0-0	45	01/22	@ Boston	T	3-3	17-16-12
3	10/12	NY RANGERS	W	2-0	3-0-0	46	01/24	@ Montreal	W	5-1	18-16-12
4	10/14	DETROIT	T	1-1	3-0-1	47	01/25	TORONTO	L	3-4	18-17-12
5	10/16	@ Detroit	L	0-7	3-1-1	48	01/29	DETROIT	L	2-5	18-18-12
6	10/19	TORONTO	L	2-3	3-2-1	49	01/31	@ Detroit	L	0-4	18-19-12
7	10/23	MONTREAL	T	2-2	3-2-2	50	02/01	NY RANGERS	L	0-1	18-20-12
8	10/26	BOSTON	T	1-1	3-2-3	51	02/05	@ Boston	L	1-4	18-21-12
9	10/29	@ NY Rangers	W	3-1	4-2-3	52	02/07	@ Toronto	W	4-2	19-21-12
10	10/30	NY RANGERS	W	8-3	5-2-3	53	02/08	TORONTO	W	4-2	20-21-12
11	11/02	BOSTON	W	4-1	6-2-3	54	02/12	MONTREAL	L	2-3	20-22-12
12	11/08	@ Montreal	L	4-6	6-3-3	55	02/15	DETROIT	L	1-4	20-23-12
13	11/09	@ Boston	L	1-4	6-4-3	56	02/16	@ Detroit	L	1-3	20-24-12
14	11/12	@ NY Rangers	L	2-5	6-5-3	57	02/19	NY RANGERS	L	2-4	20-25-12
15	11/15	NY RANGERS	W	6-2	7-5-3	58	02/22	BOSTON	W	2-0	21-25-12
16	11/15	@ Toronto	W	3-1	8-5-3	59	02/27	BOSTON (B)	W	3-0	22-25-12
17	11/16	MONTREAL	W	4-1	9-5-3	60	03/01	BOSTON	T	2-2	22-25-13
18	11/20	BOSTON	W	3-1	10-5-3	61	03/04	@ NY Rangers	W	4-1	23-25-13
19	11/22	@ Detroit	L	1-10	10-6-3	62	03/05	TORONTO	W	3-1	24-25-13
20	11/23	DETROIT	W	3-0	11-6-3	63	03/07	@ Montreal	L	0-1	24-26-13
21	11/27	TORONTO	T	3-3	11-6-4	64	03/08	@ Boston	L	1-2	24-27-13
22	11/29	@ Montreal	T	1-1	11-6-5	65	03/12	MONTREAL	T	2-2	24-27-14
23	11/30	NY RANGERS	T	1-1	11-6-6	66	03/14	@ Detroit	W	3-1	25-27-14
24	12/03	@ NY Rangers	W	5-3	12-6-6	67	03/15	DETROIT	T	0-0	25-27-15
25	12/04	@ Boston	L	1-5	12-7-6	68	03/18	@ Toronto	L	3-4	25-28-15
26	12/06	DETROIT (A)	L	0-2	12-8-6	69	03/21	DETROIT (C)	W	4-3	26-28-15
27	12/07	TORONTO	L	0-2	12-9-6	70	03/22	@ NY Rangers	W	3-1	27-28-15
28	12/11	MONTREAL	L	2-3	12-10-6	A Postponed from Nov. 4, played in Indianapolis, Ind., on Dec. 6. B Postponed from Jan. 6. C Postponed from Feb. 26.					
29	12/13	@ Montreal	L	0-3	12-11-6					A	
30	12/14	@ Boston	T	2-2	12-11-7					B	
31	12/18	BOSTON	T	3-3	12-11-8	C					
32	12/20	@ Toronto	L	1-4	12-12-8						
33	12/21	TORONTO	W	4-2	13-12-8						
34	12/25	@ Detroit	T	3-3	13-12-9						
35	12/28	@ NY Rangers	W	6-3	14-12-9						
36	01/01	MONTREAL	T	2-2	14-12-10						
37	01/03	@ Toronto	T	1-1	14-12-11						
38	01/04	@ Detroit	L	3-5	14-13-11						
39	01/07	@ NY Rangers	W	6-4	15-13-11						
40	01/10	@ Montreal	L	2-5	15-14-11						
41	01/11	@ Boston	W	4-2	16-14-11						
42	01/14	@ Toronto	L	0-3	16-15-11						
43	01/15	MONTREAL	L	0-2	16-16-11						

PLAYER	GP	G	A	PTS	PIM	PLAYER	GP	G	A	PTS	PIM
MCFADDEN, JIM	70	23	21	44	29	RAGLAN, CLARENCE	32	1	3	4	10
PETERS, JIM	69	22	19	41	16	SCUSIZZ1, ENIO	14	0	2	2	0
GEE, GEORGE	67	18	21	39	99	MCBURNLEY, JIM	1	0	1	1	0
COUTURE, GERRY	70	19	18	37	20	PRICE, JACK	10	0	0	0	2
MOSENIKO, BILL	65	17	20	37	20	KRYZNOWSKI, ED	5	0	0	0	0
GARDNER, CAL	70	11	24	35	60	ROLLINS, AL	70	0	0	0	0
BODNAR, GUS	66	16	13	29	26						
MORTSON, GUS	68	5	18	23	88						
GADSBY, BILL	68	2	20	22	84						
DEWSBURY, AL	69	5	16	21	97						
HUCUL, FRED	55	5	7	12	25						
CONACHER, PETE	41	5	6	11	7						
BABANDO, PETE	29	5	5	10	14						
FOGOLIN, LEE	70	2	8	10	79						
LYNN, VIC	29	0	10	10	23						
ABEL, SID	39	5	4	9	6						
GLOVER, FRED	31	4	2	6	37						
FINNEY, SID	18	4	2	6	4						

GOALIES	GP	W	L	T	MIN	GA	SO	AVG
ROLLINS, AL	70	27	28	15	4,200	175	6	2.50

LEADERSHIP
PLAYERS
2018-19
OPPONENTS
TRADITION
RECORDS
PLAYOFFS
HISTORY
MINORS
MEDIA

HISTORY OF THE BLACKHAWKS

1953-54 CHICAGO BLACKHAWKS

12-51-7, 31 POINTS, 6TH NHL

	GM	DATE	OPPONENT	RESULT	SCORE	RECORD	GM	DATE	OPPONENT	RESULT	SCORE	RECORD
LEADERSHIP	1	10/08	@ Montreal	L	0-3	0-1-0	44	01/14	NY RANGERS	L	0-2	8-31-5
	2	10/10	@ Toronto	L	2-6	0-2-0	45	01/17	TORONTO	L	1-3	8-32-5
	3	10/11	NY RANGERS	L	3-5	0-3-0	46	01/21	BOSTON (A)	L	2-3	8-33-5
	4	10/16	DETROIT	T	2-2	0-3-1	47	01/23	@ Montreal	L	1-5	8-34-5
	5	10/17	@ Detroit	L	1-2	0-4-1	48	01/24	MONTREAL	W	8-3	9-34-5
PLAYERS	6	10/18	TORONTO	L	1-2	0-5-1	49	01/28	@ Boston	L	2-3	9-35-5
	7	10/22	MONTREAL	L	2-3	0-6-1	50	01/30	@ Detroit	L	2-4	9-36-5
	8	10/25	BOSTON	L	3-4	0-7-1	51	01/31	DETROIT	L	1-5	9-37-5
	9	10/28	@ NY Rangers	W	6-1	1-7-1	52	02/04	NY RANGERS	L	2-3	9-38-5
	10	10/31	MONTREAL	W	1-0	2-7-1	53	02/06	@ Toronto	L	0-6	9-39-5
2019-19	11	11/01	BOSTON	T	0-0	2-7-2	54	02/07	TORONTO	W	2-1	10-39-5
	12	11/04	@ Toronto	L	1-3	2-8-2	55	02/11	MONTREAL	T	2-2	10-39-6
	13	11/05	@ Boston	L	2-4	2-9-2	56	02/14	DETROIT	L	0-5	10-40-6
	14	11/07	NY RANGERS	L	1-3	2-10-2	57	02/15	@ Detroit	L	2-3	10-41-6
	15	11/08	TORONTO	L	1-2	2-11-2	58	02/19	NY RANGERS (A)	L	0-3	10-42-6
OPPONENTS	16	11/11	@ NY Rangers	L	2-3	2-12-2	59	02/21	BOSTON	L	3-4	10-43-6
	17	11/12	@ Montreal	L	2-4	2-13-2	60	02/25	DETROIT (B)	L	2-3	10-44-6
	18	11/14	@ Montreal	W	3-2	3-13-2	61	02/27	@ Toronto	L	2-4	10-45-6
	19	11/15	MONTREAL	T	2-2	3-13-3	62	02/28	TORONTO	W	2-1	11-45-6
	20	11/18	@ NY Rangers	L	1-3	3-14-3	63	03/05	NY RANGERS	T	0-0	11-45-7
TRADITION	21	11/20	BOSTON	L	0-2	3-15-3	64	03/07	@ Boston	L	0-6	11-46-7
	22	11/22	TORONTO	L	1-5	3-16-3	65	03/10	@ NY Rangers	L	2-4	11-47-7
	23	11/26	MONTREAL	L	3-6	3-17-3	66	03/11	@ Detroit	L	2-6	11-48-7
	24	11/28	@ Detroit	L	0-9	3-18-3	67	03/13	@ Montreal	L	0-4	11-49-7
	25	11/29	DETROIT	L	4-9	3-19-3	68	03/14	MONTREAL	L	0-6	11-50-7
RECORDS	26	12/02	@ NY Rangers	T	3-3	3-19-4	69	03/19	BOSTON	W	7-0	12-50-7
	27	12/03	@ Boston	L	1-3	3-20-4	70	03/21	@ Boston	L	5-9	12-51-7
	28	12/05	NY RANGERS	W	2-1	4-20-4	A	Played in Indianapolis, Ind.				
	29	12/06	@ Detroit	W	5-0	5-20-4	B	Played in Minneapolis, Minn.				
	30	12/10	@ Montreal	L	3-5	5-21-4						
PLAYOFFS	31	12/12	@ Toronto	L	0-2	5-22-4						
	32	12/13	BOSTON	T	2-2	5-22-5						
	33	12/17	@ Detroit	L	1-5	5-23-5						
	34	12/18	DETROIT (A)	L	1-3	5-24-5						
	35	12/20	TORONTO	W	4-1	6-24-5						
HISTORY	36	12/25	@ Boston	L	1-4	6-25-5						
	37	12/27	@ NY Rangers	W	4-1	7-25-5						
	38	01/01	DETROIT	W	4-2	8-25-5						
	39	01/02	@ Toronto	L	0-4	8-26-5						
	40	01/06	@ NY Rangers	L	3-4	8-27-5						
MINORS	41	01/09	@ Montreal	L	1-12	8-28-5						
	42	01/10	@ Boston	L	3-5	8-29-5						
	43	01/13	@ Toronto	L	1-2	8-30-5						
MEDIA												

MINORS	PLAYER	GP	G	A	PTS	PIM	PLAYER	GP	G	A	PTS	PIM			
	WILSON, LARRY	66	9	33	42	22	HILDEBRAND, IKE	6	1	1	2	4			
	GADSBY, BILL	70	12	29	41	108	LYNN, VIC	11	1	0	1	2			
	MOSENIKO, BILL	65	15	19	34	17	FOGOLIN, LEE	68	0	1	1	95			
	CONACHER, PETE	70	19	9	28	23	SASAKAMOOSÉ, FRED	11	0	0	0	6			
	JANKOWSKI, LOU	68	15	13	28	7	FINNEY, SID	6	0	0	0	0			
	GEE, GEORGE	69	10	16	26	59	ABEL, SID	3	0	0	0	4			
	DEWSBURY, AL	69	6	15	21	44	LALANDE, HEC	2	0	0	0	2			
	BODNAR, GUS	45	6	15	21	28	MENARD, HILLARY	1	0	0	0	0			
	MORTSON, GUS	68	5	13	18	132	SLEAVER, JOHN	1	0	0	0	2			
MAJORS	PETERS, JIM	47	6	6	12	23	WILSON, BOB	1	0	0	0	0			
	MCINTYRE, JACK	23	8	3	11	4	ROLLINS, AL	66	0	0	0	20			
	COUTURE, GERRY	40	6	5	11	14	MARQUIS, JEAN	2	0	0	0	0			
	PRICE, JACK	46	4	6	10	22	GELINEAU, JACK	2	0	0	0	0			
	WHARRAM, KEN	29	1	7	8	8									
	ZEIDEL, LARRY	64	1	6	7	102									
	MCFADDEN, JIM	19	3	3	6	6	GOALIES	GP	W	L	T	MINS	GA	SO	AVG
	COSTELLO, MURRAY	40	3	2	5	6	ROLLINS, AL	66	12	47	7	3,960	212	5	3.21
	TOPPAZZINI, JERRY	13	2	1	3	16	MARQUIS, JEAN	2	0	2	0	120	11	0	5.50
	HUCUL, FRED	27	0	3	3	19	GELINEAU, JOHN	2	0	2	0	120	18	0	9.00

HISTORY OF THE BLACKHAWKS

1954-55 CHICAGO BLACKHAWKS

13-40-17, 43 POINTS, 6TH NHL

GM	DATE	OPPONENT	RESULT	SCORE	RECORD	GM	DATE	OPPONENT	RESULT	SCORE	RECORD
1	10/07	@ Montreal	L	2-4	0-1-0	44	01/09	@ Toronto	T	3-3	8-26-10
2	10/09	@ Toronto	T	3-3	0-1-1	45	01/22	@ Montreal	L	3-5	8-27-10
3	10/10	NY RANGERS	L	1-2	0-2-1	46	01/23	MONTREAL	L	3-5	8-28-10
4	10/15	MONTREAL	L	0-3	0-3-1	47	01/27	@ Boston	L	2-5	8-29-10
5	10/17	DETROIT	L	2-5	0-4-1	48	01/29	DETROIT (A)	T	2-2	8-29-11
6	10/23	@ Detroit	W	4-2	1-4-1	49	01/30	NY RANGERS	W	4-2	9-29-11
7	10/30	@ Montreal	L	1-5	1-5-1	50	02/02	BOSTON	L	2-3	9-30-11
8	10/31	@ NY Rangers	T	1-1	1-5-2	51	02/05	@ Toronto	T	2-2	9-30-12
9	11/04	NY RANGERS	W	3-1	2-5-2	52	02/06	TORONTO	L	2-4	9-31-12
10	11/06	@ Toronto	L	2-5	2-6-2	53	02/09	@ NY Rangers	T	2-2	9-31-13
11	11/07	TORONTO	L	1-2	2-7-2	54	02/10	@ Boston	L	2-4	9-32-13
12	11/09	@ Boston	L	3-4	2-8-2	55	02/13	DETROIT	L	1-5	9-33-13
13	11/11	@ Montreal	L	4-7	2-9-2	56	02/15	@ Detroit	L	2-3	9-34-13
14	11/13	@ NY Rangers	W	5-3	3-9-2	57	02/17	BOSTON	W	10-2	10-34-13
15	11/14	NY RANGERS	L	0-5	3-10-2	58	02/20	TORONTO	W	4-1	11-34-13
16	11/18	BOSTON	L	1-5	3-11-2	59	02/23	BOSTON (C)	T	3-3	11-34-14
17	11/20	@ Detroit	L	0-5	3-12-2	60	02/25	NY RANGERS	T	2-2	11-34-15
18	11/21	DETROIT	L	0-1	3-13-2	61	02/27	DETROIT	L	2-3	11-35-15
19	11/23	MONTREAL (A)	T	4-4	3-13-3	62	03/03	@ Detroit	L	1-6	11-36-15
20	11/25	MONTREAL	L	2-3	3-14-3	63	03/05	@ Montreal	T	4-4	11-36-16
21	11/28	TORONTO	T	1-1	3-14-4	64	03/06	MONTREAL	L	2-4	11-37-16
22	11/30	MONTREAL (B)	T	3-3	3-14-5	65	03/10	@ Boston	W	3-2	12-37-16
23	12/02	BOSTON	L	2-3	3-15-5	66	03/12	@ Detroit	L	2-3	12-38-16
24	12/05	@ Detroit	L	1-4	3-16-5	67	03/13	@ NY Rangers	L	2-5	12-39-16
25	12/08	@ NY Rangers	W	2-1	4-16-5	68	03/16	NY RANGERS (A)	T	1-1	12-39-17
26	12/09	@ Boston	L	1-2	4-17-5	69	03/19	@ Toronto	L	0-5	12-40-17
27	12/11	@ Toronto	W	2-1	5-17-5	70	03/20	@ Boston	W	4-3	13-40-17
28	12/12	DETROIT	L	3-4	5-18-5						
29	12/15	TORONTO (A)	L	3-8	5-19-5	A	Played in St. Louis, Mo.				
30	12/18	MONTREAL	L	2-4	5-20-5	B	Played in Omaha, Neb.				
31	12/19	BOSTON	W	6-1	6-20-5	C	Played in St. Paul, Minn.				
32	12/25	@ Boston	T	3-3	6-20-6						
33	12/26	@ NY Rangers	T	4-4	6-20-7						
34	12/30	@ Montreal	L	4-7	6-21-7						
35	01/01	@ Toronto	T	2-2	6-21-8						
36	01/02	TORONTO (A)	W	3-2	7-21-8						
37	01/05	@ NY Rangers	W	3-2	8-21-8						
38	01/06	@ Montreal	L	0-6	8-22-8						
39	01/08	@ Detroit	L	0-1	8-23-8						
40	01/09	DETROIT (A)	L	2-6	8-24-8						
41	01/12	BOSTON	T	1-1	8-24-9						
42	01/14	NY RANGERS	L	2-5	8-25-9						
43	01/16	TORONTO	L	2-4	8-26-9						

PLAYER	GP	G	A	PTS	PIM	PLAYER	GP	G	A	PTS	PIM			
SULLIVAN, RED	70	19	42	61	51	GAMBLE, DICK	14	2	0	2	6			
LITZENBERGER, ED	44	16	24	40	28	TIMGREN, RAY	14	1	1	2	2			
WATSON, HARRY	43	14	16	30	4	MASNICK, PAUL	14	1	0	1	8			
MCINTYRE, JACK	65	16	13	29	40	DEWSBURY, AL	12	0	1	1	10			
MICKOSKI, NICK	52	9	19	28	42	FOGOLIN, LEE	9	0	1	1	16			
MOSIENKO, BILL	64	12	15	27	24	HASSARD, BOB	17	0	0	0	4			
TOPPAZZINI, JERRY	70	9	18	27	59	DAVIS, LORNE	8	0	0	0	4			
PRYKAL, METRO	56	11	13	24	28	HILDEBRAND, IKE	3	0	0	0	0			
STANLEY, ALLAN	52	10	14	24	22	SULLIVAN, FRANK	1	0	0	0	0			
WILSON, LARRY	63	12	11	23	37	HASSARD, BOB	17	0	0	0	4			
CREIGHTON, DAVE	49	7	7	14	6	ROLLINS, AL	44	0	0	0	0			
MORTSON, GUS	65	2	11	13	133	BASSEN, HENRY	21	0	0	0	0			
MCCORMACK, JOHN	63	5	7	12	8									
MARTIN, FRANK	66	4	8	12	35									
HOLLINGWORTH, GORD	70	3	9	12	135									
GADSBY, BILL	18	3	6	9	19	GOALIES	GP	W	L	T	MIN	GA	SO	AVG
CONACHER, PETE	18	2	4	6	2	ROLLINS, AL	44	9	27	8	2,640	150	0	3.41
JANKOWSKI, LOU	40	3	2	5	8	BASSEN, HANK	21	4	9	8	1,260	63	0	3.00
						FREDERICK, RAY	5	0	4	1	300	22	0	4.40

LEADERSHIP

PLAYERS

2018-19

OPPONENTS

TRADITION

RECORDS

PLAYOFFS

HISTORY

MINORS

MEDIA

HISTORY OF THE BLACKHAWKS

1955-56 CHICAGO BLACKHAWKS

19-39-12, 50 POINTS, 6TH NHL

	GM	DATE	OPPONENT	RESULT	SCORE	RECORD	GM	DATE	OPPONENT	RESULT	SCORE	RECORD	
LEADERSHIP	1	10/06	@ Detroit	W	3-2	1-0-0	44	01/15	NY RANGERS	L	0-2	14-22-8	
	2	10/07	NY RANGERS	L	4-7	1-1-0	45	01/17	NY RANGERS (B)	T	2-2	14-22-9	
	3	10/09	TORONTO	W	3-1	2-1-0	46	01/20	BOSTON	L	0-3	14-23-9	
	4	10/15	DETROIT	L	1-4	2-2-0	47	01/22	MONTREAL	L	2-6	14-24-9	
PLAYERS	5	10/16	MONTREAL	T	2-2	2-2-1	48	01/25	@ Toronto	L	1-3	14-25-9	
	6	10/20	@ Detroit	T	2-2	2-2-2	49	01/27	DETROIT	L	0-7	14-26-9	
	7	10/22	@ Montreal	L	0-6	2-3-2	50	01/29	NY RANGERS	L	2-6	14-27-9	
	8	10/23	@ NY Rangers	L	4-5	2-4-2	51	02/02	@ Boston	T	2-2	14-27-10	
2008-19	9	10/25	BOSTON (A)	W	2-0	3-4-2	52	02/04	@ Toronto	W	4-2	15-27-10	
	10	10/27	@ Montreal	W	4-1	4-4-2	53	02/05	TORONTO	W	3-2	16-27-10	
	11	10/29	@ Toronto	L	0-2	4-5-2	54	02/07	@ Detroit	L	2-3	16-28-10	
	12	11/03	@ Boston	T	3-3	4-5-3	55	02/10	MONTREAL	L	1-3	16-29-10	
OPPONENTS	13	11/05	DETROIT	T	3-3	4-5-4	56	02/12	TORONTO	T	1-1	16-29-11	
	14	11/06	NY RANGERS	L	2-4	4-6-4	57	02/15	@ NY Rangers	L	1-6	16-30-11	
	15	11/10	@ Detroit	T	2-2	4-6-5	58	02/17	BOSTON	L	2-4	16-31-11	
	16	11/11	TORONTO	W	2-0	5-6-5	59	02/19	DETROIT	W	5-3	17-31-11	
TRAITION	17	11/13	MONTREAL	L	0-2	5-7-5	60	02/24	TORONTO	L	1-2	17-32-11	
	18	11/18	BOSTON	W	6-1	6-7-5	61	02/26	BOSTON	W	4-1	18-32-11	
	19	11/19	@ Detroit	L	1-4	6-8-5	62	03/02	MONTREAL	L	1-3	18-33-11	
	20	11/20	DETROIT	T	1-1	6-8-6	63	03/03	@ Montreal	L	1-3	18-34-11	
RECORDS	21	11/24	TORONTO	W	3-2	7-8-6	64	03/04	@ NY Rangers	L	2-3	18-35-11	
	22	11/26	@ Toronto	L	4-7	7-9-6	65	03/08	NY RANGERS (A)	L	4-6	18-36-11	
	23	11/27	@ Boston	W	6-0	8-9-6	66	03/10	@ Detroit	L	0-2	18-37-11	
	24	11/30	@ NY Rangers	L	1-6	8-10-6	67	03/11	DETROIT	L	2-3	18-38-11	
PLAYOFFS	25	12/02	NY RANGERS	L	1-2	8-11-6	68	03/15	@ Montreal	L	2-5	18-39-11	
	26	12/04	MONTREAL	L	1-5	8-12-6	69	03/17	@ Toronto	T	1-1	18-39-12	
	27	12/09	BOSTON (A)	T	1-1	8-12-7	70	03/18	@ Boston	W	3-2	19-39-12	
	28	12/11	TORONTO	T	3-3	8-12-8	A	Played in St. Louis, Mo.					
HISTORY	29	12/14	@ NY Rangers	W	4-1	9-12-8	B	Played in Omaha, Neb.					
	30	12/15	@ Boston	L	1-4	9-13-8							
	31	12/17	@ Montreal	L	0-5	9-14-8							
	32	12/18	BOSTON	W	7-1	10-14-8							
MINORS	33	12/20	MONTREAL (A)	L	1-7	10-15-8							
	34	12/24	@ Toronto	L	2-5	10-16-8							
	35	12/25	@ Boston	W	4-2	11-16-8							
	36	12/29	@ NY Rangers	W	4-2	12-16-8							
MEDIA	37	12/31	@ Montreal	L	3-7	12-17-8							
	38	01/01	@ Detroit	L	1-5	12-18-8							
	39	01/04	@ Toronto	L	2-4	12-19-8							
	40	01/07	@ Montreal	L	1-3	12-20-8							
	41	01/08	@ NY Rangers	W	5-3	13-20-8							
	42	01/12	@ Boston	W	5-0	14-20-8							
	43	01/14	DETROIT (A)	L	1-3	14-21-8							

PLAYER	GP	G	A	PTS	PIM	PLAYER	GP	G	A	PTS	PIM			
SULLIVAN, RED	63	14	26	40	58	CORCORAN, NORMAN	23	1	3	4	19			
MICKOSKI, NICK	70	19	20	39	52	PRYSTAI, METRO	8	1	3	4	8			
LITZENBERGER, ED	70	10	29	39	36	WHARRAM, KEN	3	0	0	0	0			
WILSON, JOHN	70	24	9	33	12	WILSON, LARRY	2	0	0	0	2			
CIESLA, HANK	70	8	23	31	22	SULLIVAN, FRANK	1	0	0	0	0			
SKOV, GLEN	70	7	20	27	26	ROLLINS, AL	58	0	0	0	10			
LALANDE, HEC	65	8	18	26	70	BASSEN, HANK	12	0	0	0	2			
WATSON, HARRY	55	11	14	25	6									
LESWICK, TONY	70	11	11	22	71									
SANDFORD, ED	56	12	9	21	50									
STANLEY, ALLAN	59	4	14	18	70									
MCINTYRE, JACK	46	10	5	15	14									
MORTSON, GUS	52	5	10	15	87									
DEWSBURY, AL	37	3	12	15	22									
MARTIN, FRANK	61	3	11	14	21									
WOIT, BEN	63	1	8	9	46									
PILOTE, PIERRE	20	3	5	8	34	GOALIES	GP	W	L	T	MINS	GA	SO	AVG
FOGOLIN, LEE	51	0	7	7	83	ROLLINS, AL	58	17	30	11	3,480	171	3	2.95
						BASSEN, HANK	12	2	9	1	720	40	1	3.34

HISTORY OF THE BLACKHAWKS

1956-57 CHICAGO BLACKHAWKS

16-39-15, 47 POINTS, 6TH NHL

GM	DATE	OPPONENT	RESULT	SCORE	RECORD	GM	DATE	OPPONENT	RESULT	SCORE	RECORD
1	10/11	@ Detroit	L	1-3	0-1-0	44	01/20	MONTREAL	W	4-2	9-28-7
2	10/12	NY RANGERS	L	0-3	0-2-0	45	01/24	@ Detroit	L	2-6	9-29-7
3	10/14	TORONTO	L	0-1	0-3-0	46	01/26	@ Montreal	T	4-4	9-29-8
4	10/18	@ Montreal	T	1-1	0-3-1	47	01/27	NY RANGERS	L	2-3	9-30-8
5	10/21	@ NY Rangers	L	1-4	0-4-1	48	01/30	@ NY Rangers	W	7-2	10-30-8
6	10/25	@ Detroit	L	1-3	0-5-1	49	01/31	@ Boston	L	0-2	10-31-8
7	10/27	@ Toronto	L	2-5	0-6-1	50	02/02	@ Toronto	T	3-3	10-31-9
8	10/30	BOSTON	W	4-0	1-6-1	51	02/03	TORONTO	W	6-3	11-31-9
9	11/01	@ Boston	L	2-5	1-7-1	52	02/07	NY RANGERS	T	4-4	11-31-10
10	11/03	@ Montreal	L	0-6	1-8-1	53	02/09	@ Detroit	L	0-3	11-32-10
11	11/04	MONTREAL	L	0-1	1-9-1	54	02/10	DETROIT	T	2-2	11-32-11
12	11/08	TORONTO	W	5-2	2-9-1	55	02/16	BOSTON	W	6-5	12-32-11
13	11/10	@ Toronto	L	1-4	2-10-1	56	02/17	MONTREAL	L	2-3	12-33-11
14	11/11	DETROIT	L	1-3	2-11-1	57	02/23	DETROIT	W	4-3	13-33-11
15	11/15	BOSTON	L	3-5	2-12-1	58	02/24	BOSTON	W	4-3	14-33-11
16	11/17	@ Toronto	W	6-3	3-12-1	59	02/27	@ NY Rangers	T	6-6	14-33-12
17	11/18	NY RANGERS	T	2-2	3-12-2	60	02/28	@ Boston	L	0-4	14-34-12
18	11/22	MONTREAL	W	5-3	4-12-2	61	03/02	@ Toronto	W	4-3	15-34-12
19	11/24	@ Detroit	L	2-3	4-13-2	62	03/03	TORONTO	T	0-0	15-34-13
20	11/25	DETROIT	T	3-3	4-13-3	63	03/07	NY RANGERS	T	2-2	15-34-14
21	11/29	BOSTON	L	0-2	4-14-3	64	03/09	@ Montreal	L	4-6	15-35-14
22	12/01	@ Montreal	L	0-7	4-15-3	65	03/10	MONTREAL	W	3-1	16-35-14
23	12/02	@ Boston	L	2-3	4-16-3	66	03/12	DETROIT	L	3-4	16-36-14
24	12/05	@ NY Rangers	T	2-2	4-16-4	67	03/14	@ Detroit	L	2-3	16-37-14
25	12/07	MONTREAL	L	1-3	4-17-4	68	03/17	@ Boston	L	2-6	16-38-14
26	12/09	TORONTO	L	1-2	4-18-4	69	03/23	@ Montreal	L	0-3	16-39-14
27	12/13	@ Boston	L	2-3	4-19-4	70	03/24	@ NY Rangers	T	4-4	16-39-15
28	12/15	@ Detroit	L	1-5	4-20-4						
29	12/16	DETROIT	W	3-1	5-20-4						
30	12/21	NY RANGERS	L	2-3	5-21-4						
31	12/23	BOSTON	W	4-1	6-21-4						
32	12/25	@ Boston	W	4-2	7-21-4						
33	12/27	@ NY Rangers	L	2-3	7-22-4						
34	12/29	@ Toronto	L	3-6	7-23-4						
35	12/30	TORONTO	W	2-0	8-23-4						
36	01/01	MONTREAL	L	2-6	8-24-4						
37	01/03	@ Montreal	T	3-3	8-24-5						
38	01/05	@ NY Rangers	L	1-4	8-25-5						
39	01/06	BOSTON	T	4-4	8-25-6						
40	01/11	NY RANGERS	L	4-7	8-26-6						
41	01/12	@ Toronto	L	3-4	8-27-6						
42	01/13	TORONTO	T	1-1	8-27-7						
43	01/19	DETROIT	L	2-3	8-28-7						

PLAYER	GP	G	A	PTS	PIM	PLAYER	GP	G	A	PTS	PIM
LITZENBERGER, ED	70	32	32	64	48	SLEAVER, JOHN	12	1	0	1	2
WILSON, JOHNNY	70	18	30	48	24	MAZUR, ED	15	0	1	1	2
SKOV, GLEN	67	14	28	42	69	CUSHENAN, IAN	11	0	0	0	13
MICKOSKI, NICK	70	16	20	36	24	WOIT, BEN	9	0	0	0	2
MCINTYRE, JACK	70	18	14	32	30	TOPPAZZINI, ZELLIO	7	0	0	0	0
WATSON, HARRY	70	11	19	30	9	ROLLINS, AL	70	0	1	1	9
LALANDE, HEC	50	11	17	28	34						
NESTERENKO, ERIC	24	8	15	23	32						
MORTISON, GUS	70	5	18	23	147						
KENNEDY, FORBES	69	8	13	21	104						
CIESLA, HANK	70	10	8	18	28						
PILOTE, PIERRE	70	3	14	17	119						
VASKO, ELMER	64	3	12	15	31						
KACHUR, ED	34	5	7	12	21						
HERGESHEIMER, WALLY	41	2	8	10	12						
MARTIN, FRANK	70	1	8	9	12						
INGRAM, RON	45	1	6	7	21						
MOSELL, KEN	25	2	4	6	8						

GOALIES	GP	W	L	T	MIN	GA	SO	AVG
ROLLINS, AL	70	16	39	15	4,200	224	3	3.20

LEADERSHIP
PLAYERS
2018-19
OPPONENTS
TRADITION
RECORDS
PLAYOFFS
HISTORY
MINORS
MEDIA

HISTORY OF THE BLACKHAWKS

1957-58 CHICAGO BLACKHAWKS

24-39-7, 55 POINTS, 5TH NHL

	GM	DATE	OPPONENT	RESULT	SCORE	RECORD	GM	DATE	OPPONENT	RESULT	SCORE	RECORD
LEADERSHIP	1	10/08	TORONTO	W	1-0	1-0-0	44	01/23	@ Boston	L	3-4	15-23-6
	2	10/10	@ Montreal	L	1-5	1-1-0	45	01/25	@ Montreal	L	1-2	15-24-6
	3	10/12	@ Boston	L	1-3	1-2-0	46	01/26	NY RANGERS	W	4-3	16-24-6
	4	10/15	MONTREAL	T	3-3	1-2-1	47	01/29	@ Toronto	W	4-1	17-24-6
PLAYERS	5	10/19	@ Montreal	L	1-3	1-3-1	48	02/01	@ NY Rangers	L	2-3	17-25-6
	6	10/20	@ NY Rangers	L	1-6	1-4-1	49	02/02	MONTREAL	L	1-3	17-26-6
	7	10/22	BOSTON	W	2-1	2-4-1	50	02/06	@ Boston	W	4-1	18-26-6
	8	10/27	@ Detroit	W	3-0	3-4-1	51	02/08	@ Montreal	W	3-2	19-26-6
2019-19	9	10/29	DETROIT	W	1-0	4-4-1	52	02/09	DETROIT	L	1-2	19-27-6
	10	11/02	@ Toronto	T	3-3	4-4-2	53	02/14	NY RANGERS	L	1-3	19-28-6
	11	11/03	NY RANGERS	L	2-3	4-5-2	54	02/16	MONTREAL	W	4-0	20-28-6
	12	11/09	NY RANGERS	W	5-0	5-5-2	55	02/19	@ NY Rangers	L	2-3	20-29-6
OPPONENTS	13	11/10	TORONTO	W	3-1	6-5-2	56	02/22	@ Toronto	L	1-3	20-30-6
	14	11/13	@ NY Rangers	T	2-2	6-5-3	57	02/23	BOSTON	L	0-2	20-31-6
	15	11/14	@ Boston	L	2-5	6-6-3	58	02/26	@ NY Rangers	L	3-4	20-32-6
	16	11/16	DETROIT	L	0-1	6-7-3	59	03/01	BOSTON	L	2-3	20-33-6
TRADITION	17	11/17	@ Detroit	W	3-2	7-7-3	60	03/02	TORONTO	L	5-6	20-34-6
	18	11/20	@ Toronto	L	1-2	7-8-3	61	03/05	@ Toronto	L	2-5	20-35-6
	19	11/22	NY RANGERS	L	2-4	7-9-3	62	03/06	@ Boston	T	4-4	20-35-7
	20	11/24	BOSTON	T	2-2	7-9-4	63	03/08	DETROIT	W	4-3	21-35-7
RECORDS	21	11/28	MONTREAL	L	0-2	7-10-4	64	03/09	MONTREAL	L	1-4	21-36-7
	22	11/30	@ Montreal	L	1-6	7-11-4	65	03/12	NY RANGERS	L	2-3	21-37-7
	23	12/01	TORONTO	L	2-7	7-12-4	66	03/15	@ Montreal	L	1-4	21-38-7
	24	12/04	@ NY Rangers	W	2-0	8-12-4	67	03/16	TORONTO	W	3-2	22-38-7
PLAYOFFS	25	12/07	@ Boston	T	2-2	8-12-5	68	03/20	DETROIT	W	5-4	23-38-7
	26	12/08	BOSTON	L	0-3	8-13-5	69	03/22	@ Detroit	W	6-4	24-38-7
	27	12/14	@ Toronto	L	1-4	8-14-5	70	03/23	@ Boston	L	5-7	24-39-7
	28	12/15	MONTREAL	L	0-2	8-15-5						
HISTORY	29	12/21	DETROIT	L	3-5	8-16-5						
	30	12/22	@ Detroit	L	0-2	8-17-5						
	31	12/25	@ NY Rangers	W	3-1	9-17-5						
	32	12/28	BOSTON	T	0-0	9-17-6						
MINORS	33	12/29	TORONTO	W	2-1	10-17-6						
	34	12/31	@ Detroit	L	2-3	10-18-6						
	35	01/01	DETROIT	W	4-3	11-18-6						
	36	01/04	@ Toronto	W	4-2	12-18-6						
MEDIA	37	01/05	BOSTON	W	4-3	13-18-6						
	38	01/09	@ Montreal	L	3-11	13-19-6						
	39	01/11	@ Detroit	L	1-4	13-20-6						
	40	01/12	MONTREAL	W	7-1	14-20-6						
	41	01/16	@ Detroit	L	2-3	14-21-6						
	42	01/18	NY RANGERS	L	2-3	14-22-6						
	43	01/19	TORONTO	W	5-3	15-22-6						

PLAYER	GP	G	A	PTS	PIM	PLAYER	GP	G	A	PTS	PIM
LITZENBERGER, ED	70	32	30	62	63	LALANDE, HEC	23	2	2	4	10
HULL, BOBBY	70	13	34	47	60	MCINTYRE, JACK	27	0	4	4	10
LINDSAY, TED	68	15	24	39	110	MARTIN, FRANK	4	0	0	0	10
NESTERENKO, ERIC	70	20	18	38	104	BARKLEY, DOUG	3	0	0	0	0
SKOV, GLEN	70	17	18	35	35	WARD, DON	3	0	0	0	0
PILOTE, PIERRE	70	6	24	30	91	HALL, GLENN	70	0	0	0	10
MURPHY, RON	69	11	17	28	30						
VASKO, ELMER	59	6	20	26	51						
REIBEL, EARL	40	4	12	16	6						
FERGUSON, LORNE	37	6	9	15	22						
DEA, BILL	34	5	8	13	4						
DINEEN, BILL	41	4	9	13	8						
MORTISON, GUS	67	3	10	13	60						
KACHUR, ED	62	5	7	12	14						
MICKOSKI, NICK	28	5	6	11	20						
THOMSON, JIM	70	4	7	11	75						
CUSHMAN, IAN	61	2	8	10	67						
BAILEY, BOB	28	3	6	9	38						

GOALIES	GP	W	L	T	MIN	GA	SO	AVG
HALL, GLENN	70	24	39	7	4,200	200	7	2.86

HISTORY OF THE BLACKHAWKS

1958-59 CHICAGO BLACKHAWKS

28-29-13, 69 POINTS, 3RD NHL

GM	DATE	OPPONENT	RESULT	SCORE	RECORD	GM	DATE	OPPONENT	RESULT	SCORE	RECORD
1	10/08	NY RANGERS	T	1-1	0-0-1	44	01/08	MONTREAL	T	1-1	18-16-10
2	10/11	@ Toronto	W	3-1	1-0-1	45	01/21	DETROIT	L	2-3	18-17-10
3	10/12	TORONTO	W	5-2	2-0-1	46	01/24	@ Detroit	L	0-2	18-18-10
4	10/16	@ Detroit	W	7-2	3-0-1	47	01/25	TORONTO	L	1-4	18-19-10
5	10/18	DETROIT	L	1-3	3-1-1	48	01/28	@ NY RANGERS	W	3-1	19-19-10
6	10/19	BOSTON	L	1-4	3-2-1	49	01/31	@ Montreal	T	3-3	19-19-11
7	10/23	@ Montreal	L	1-9	3-3-1	50	02/01	MONTREAL	T	3-3	19-19-12
8	10/25	@ NY Rangers	L	2-6	3-4-1	51	02/05	@ Boston	W	2-1	20-19-12
9	10/28	MONTREAL	T	5-5	3-4-2	52	02/07	@ NY Rangers	W	6-3	21-19-12
10	10/30	@ Boston	L	2-5	3-5-2	53	02/08	TORONTO	W	7-2	22-19-12
11	11/01	@ Montreal	W	4-2	4-5-2	54	02/12	@ Boston	L	4-5	22-20-12
12	11/04	NY RANGERS	W	4-2	5-5-2	55	02/14	@ Toronto	L	1-5	22-21-12
13	11/08	@ Detroit	W	4-3	6-5-2	56	02/15	BOSTON	T	3-3	22-21-13
14	11/11	BOSTON	L	4-8	6-6-2	57	02/18	NY RANGERS	W	4-2	23-21-13
15	11/15	MONTREAL	L	1-3	6-7-2	58	02/21	@ Detroit	L	2-5	23-22-13
16	11/16	DETROIT	W	3-2	7-7-2	59	02/22	TORONTO	W	5-1	24-22-13
17	11/19	BOSTON	W	3-2	8-7-2	60	02/28	BOSTON	W	5-2	25-22-13
18	11/22	@ Montreal	L	1-5	8-8-2	61	03/01	DETROIT	W	3-1	26-22-13
19	11/25	TORONTO	T	3-3	8-8-3	62	03/04	@ Toronto	L	2-5	26-23-13
20	11/27	MONTREAL	L	1-2	8-9-3	63	03/07	NY RANGERS	L	1-6	26-24-13
21	11/29	@ Toronto	W	2-1	9-9-3	64	03/08	MONTREAL	L	1-2	26-25-13
22	11/30	NY RANGERS	T	2-2	9-9-4	65	03/11	@ NY Rangers	W	5-3	27-25-13
23	12/03	@ NY Rangers	L	2-4	9-10-4	66	03/14	@ Montreal	L	4-8	27-26-13
24	12/06	DETROIT	L	3-4	9-11-4	67	03/15	DETROIT	L	1-4	27-27-13
25	12/07	@ Detroit	T	2-2	9-11-5	68	03/17	@ Detroit	L	0-2	27-28-13
26	12/10	TORONTO	T	2-2	9-11-6	69	03/21	@ Toronto	L	1-5	27-29-13
27	12/13	@ Boston	L	2-4	9-12-6	70	03/22	@ Boston	W	4-1	28-29-13
28	12/14	@ NY Rangers	T	3-3	9-12-7						
29	12/17	BOSTON	W	5-2	10-12-7						
30	12/20	@ Montreal	L	1-4	10-13-7						
31	12/21	DETROIT	W	4-2	11-13-7						
32	12/25	@ Boston	L	2-4	11-14-7						
33	12/27	@ Toronto	T	2-2	11-14-8						
34	12/28	TORONTO	W	4-3	12-14-8						
35	12/31	@ Detroit	W	4-2	13-14-8						
36	01/01	MONTREAL	T	2-2	13-14-9						
37	01/03	@ Toronto	W	2-1	14-14-9						
38	01/04	BOSTON	W	5-3	15-14-9						
39	01/07	@ NY Rangers	W	4-0	16-14-9						
40	01/08	@ Boston	W	4-2	17-14-9						
41	01/10	@ Montreal	L	0-1	17-15-9						
42	01/11	NY RANGERS	L	3-4	17-16-9						
43	01/17	NY RANGERS	W	7-1	18-16-9						

PLAYER	GP	G	A	PTS	PIM	PLAYER	GP	G	A	PTS	PIM
LITZENBERGER, ED	70	33	44	77	37	JOHNSON, NORM	7	1	0	1	8
SLOAN, TOD	59	27	35	62	89	GLOVER, HOWARD	13	0	1	1	2
LINDSAY, TED	70	22	36	58	184	MIKITA, STAN	3	0	1	1	4
HULL, BOBBY	70	18	32	50	52	HALL, GLENN	70	0	0	0	0
MURPHY, RON	59	17	30	47	52						
PILOTE, PIERRE	70	7	30	37	79						
NESTERENKO, ERIC	70	16	18	34	81						
LEWICKI, DANNY	58	8	14	22	4						
WHARRAM, KEN	66	10	9	19	14						
BALFOUR, EARL	70	10	8	18	10						
FERGUSON, LORNE	67	7	10	17	44						
VASKO, ELMER	63	6	10	16	52						
ST. LAURENT, DOLLARD	70	4	8	12	28						
ARBOUR, AL	70	2	10	12	86						
EVANS, JACK	70	1	8	9	75						
SKOV, GLEN	70	3	5	8	4						
MCKENZIE, JOHN	32	3	4	7	20						
MALONEY, PHIL	24	2	2	4	4						

GOALIES	GP	W	L	T	MIN	GA	SO	AVG
HALL, GLENN	70	28	29	13	4,200	208	1	2.97

LEADERSHIP

PLAYERS

2018-19

OPPONENTS

TRADITION

RECORDS

PLAYOFFS

HISTORY

MINORS

MEDIA

HISTORY OF THE BLACKHAWKS

1959-60 CHICAGO BLACKHAWKS

28-29-13, 69 POINTS, 3RD NHL

LEADERSHIP
PLAYERS
2019-19
OPPONENTS
TRADITION
RECORDS
PLAYOFFS
HISTORY
MINORS
MEDIA

GM	DATE	OPPONENT	RESULT	SCORE	RECORD	GM	DATE	OPPONENT	RESULT	SCORE	RECORD
1	10/07	NY RANGERS	W	5-2	1-0-0	44	01/16	@ Detroit	L	1-3	14-22-8
2	10/10	@ Toronto	L	3-6	1-1-0	45	01/17	NY RANGERS	W	3-1	15-22-8
3	10/11	TORONTO	L	1-3	1-2-0	46	01/20	BOSTON	W	3-1	16-22-8
4	10/14	DETROIT	L	0-2	1-3-0	47	01/23	NY RANGERS	W	2-1	17-22-8
5	10/15	@ Detroit	L	1-2	1-4-0	48	01/24	MONTREAL	L	2-3	17-25-8
6	10/18	BOSTON	T	2-2	1-4-1	49	01/27	@ Toronto	L	1-2	17-24-8
7	10/22	@ Montreal	L	1-4	1-5-1	50	01/30	@ Montreal	T	2-2	17-24-9
8	10/25	@ NY Rangers	L	1-3	1-6-1	51	01/31	TORONTO	T	3-3	17-24-10
9	10/27	MONTREAL	L	1-2	1-7-1	52	02/04	@ Boston	W	7-2	18-24-10
10	11/01	@ Detroit	L	1-2	1-8-1	53	02/06	@ NY Rangers	W	5-1	19-24-10
11	11/03	BOSTON	L	3-6	1-9-1	54	02/07	@ Detroit	L	0-5	19-25-10
12	11/07	@ Montreal	T	2-2	1-9-2	55	02/10	NY RANGERS	W	5-1	20-25-10
13	11/08	@ Boston	L	3-5	1-10-2	56	02/14	MONTREAL	W	2-0	21-25-10
14	11/10	TORONTO	L	1-3	1-11-2	57	02/17	@ NY Rangers	W	5-1	22-25-10
15	11/14	@ Toronto	T	3-3	1-11-3	58	02/20	@ Toronto	L	1-3	22-26-10
16	11/15	DETROIT	W	5-3	2-11-3	59	02/21	TORONTO	W	7-5	23-26-10
17	11/16	@ Detroit	L	2-3	2-12-3	60	02/27	BOSTON	L	1-3	23-27-10
18	11/18	NY RANGERS	W	5-3	3-12-3	61	02/28	DETROIT	W	5-2	24-27-10
19	11/22	MONTREAL	L	1-3	3-13-3	62	03/03	@ Boston	W	2-0	25-27-10
20	11/26	TORONTO	L	3-4	3-14-3	63	03/05	NY RANGERS	W	5-0	26-27-10
21	11/28	NY RANGERS	W	6-2	4-14-3	64	03/06	MONTREAL	W	4-2	27-27-10
22	11/29	@ NY Rangers	T	2-2	4-14-4	65	03/09	@ NY Rangers	T	1-1	27-27-11
23	12/02	BOSTON	T	2-2	4-14-5	66	03/12	@ Montreal	L	0-5	27-28-11
24	12/05	@ Montreal	T	2-2	4-14-6	67	03/13	DETROIT	T	1-1	27-28-12
25	12/06	@ Boston	W	6-3	5-14-6	68	03/15	@ Detroit	W	3-2	28-28-12
26	12/09	DETROIT	L	0-2	5-15-6	69	03/19	@ Toronto	L	0-1	28-29-12
27	12/12	@ Toronto	W	4-2	6-15-6	70	03/20	@ Boston	T	5-5	28-29-13
28	12/13	MONTREAL	T	4-4	6-15-7						
29	12/16	BOSTON	W	4-0	7-15-7						
30	12/17	@ Detroit	L	2-3	7-16-7						
31	12/20	TORONTO	W	7-4	8-16-7						
32	12/23	@ NY Rangers	W	3-0	9-16-7						
33	12/25	@ Boston	L	1-5	9-17-7						
34	12/26	@ Montreal	L	2-9	9-18-7						
35	12/27	BOSTON	W	6-1	10-18-7						
36	01/01	DETROIT	T	4-4	10-18-8						
37	01/02	@ Toronto	W	4-2	11-18-8						
38	01/03	TORONTO	L	0-4	11-19-8						
39	01/06	@ NY Rangers	W	2-1	12-19-8						
40	01/07	@ Boston	L	1-5	12-20-8						
41	01/09	@ Montreal	L	1-2	12-21-8						
42	01/10	MONTREAL	W	3-0	13-21-8						
43	01/13	DETROIT	W	5-2	14-21-8						

PLAYER	GP	G	A	PTS	PIM	PLAYER	GP	G	A	PTS	PIM		
HULL, BOBBY	70	39	42	81	68	BARKLEY, DOUG	3	0	0	0	2		
HAY, BILL	70	18	37	55	29	HALL, GLENN	70	0	1	1	2		
PILOTE, PIERRE	70	7	38	45	100								
SLOAN, TOD	69	20	20	40	52								
MURPHY, RON	63	15	21	36	18								
NESTERENKO, ERIC	61	13	23	36	71								
BALFOUR, MURRAY	61	18	12	30	55								
LITZENBERGER, ED	52	12	18	30	15								
VASKO, ELMER	69	3	27	30	110								
MIKITA, STAN	67	8	18	26	119								
LINDSAY, TED	68	7	19	26	91								
WHARRAM, KEN	59	14	11	25	16								
ST. LAURENT, DOLLARD	69	4	13	17	60								
MALONEY, PHIL	22	6	4	10	0								
BALFOUR, EARL	70	3	5	8	16								
SKOV, GLEN	69	3	4	7	16								
ARBOUR, AL	57	1	5	6	64								
EVANS, JACK	68	0	4	4	60								
GOALIES						GP	W	L	T	MIN	GA	SO	AVG
HALL, GLENN						70	28	29	13	4,200	179	6	2.56

HISTORY OF THE BLACKHAWKS

1960-61 CHICAGO BLACKHAWKS

29-24-17, 75 POINTS, 3RD NHL

GM	DATE	OPPONENT	RESULT	SCORE	RECORD	GM	DATE	OPPONENT	RESULT	SCORE	RECORD
1	10/05	DETROIT	T	1-1	0-0-1	44	01/18	MONTREAL	L	0-4	18-17-9
2	10/06	@ Detroit	W	4-2	1-0-1	45	01/21	NY RANGERS	W	5-3	19-17-9
3	10/09	NY RANGERS	W	3-2	2-0-1	46	01/22	BOSTON	W	8-3	20-17-9
4	10/12	TORONTO	W	3-0	3-0-1	47	01/26	@ Detroit	T	2-2	20-17-10
5	10/16	BOSTON	W	5-2	4-0-1	48	01/28	@ Toronto	L	1-2	20-18-10
6	10/19	@ NY Rangers	L	0-2	4-1-1	49	01/29	MONTREAL	T	1-1	20-18-11
7	10/22	@ Montreal	W	4-2	5-1-1	50	02/01	@ NY Rangers	L	1-3	20-19-11
8	10/23	@ Boston	T	2-2	5-1-2	51	02/02	@ Boston	T	2-2	20-19-12
9	10/25	MONTREAL	W	8-4	6-1-2	52	02/04	@ Montreal	W	4-1	21-19-12
10	10/29	@ Toronto	L	4-8	6-2-2	53	02/05	TORONTO	T	1-1	21-19-13
11	10/30	@ Detroit	L	1-2	6-3-2	54	02/08	DETROIT	W	5-2	22-19-13
12	11/02	NY RANGERS	T	4-4	6-3-3	55	02/12	MONTREAL	W	3-1	23-19-13
13	11/05	@ Montreal	T	4-4	6-3-4	56	02/15	NY RANGERS	W	5-2	24-19-13
14	11/06	@ Boston	L	0-4	6-4-4	57	02/18	@ Toronto	L	2-5	24-20-13
15	11/09	TORONTO	W	2-0	7-4-4	58	02/19	BOSTON	T	2-2	24-20-14
16	11/12	@ Toronto	L	1-7	7-5-4	59	02/22	@ NY Rangers	L	2-4	24-21-14
17	11/13	DETROIT	W	7-1	8-5-4	60	02/25	@ Montreal	T	1-1	24-21-15
18	11/15	@ Detroit	L	2-3	8-6-4	61	02/26	BOSTON	W	7-2	25-21-15
19	11/17	BOSTON	W	4-2	9-6-4	62	02/28	@ Detroit	L	1-3	25-22-15
20	11/20	MONTREAL	T	1-1	9-6-5	63	03/02	NY RANGERS	W	7-1	26-22-15
21	11/24	TORONTO	W	2-1	10-6-5	64	03/05	TORONTO	W	3-1	27-22-15
22	11/26	@ Montreal	L	2-4	10-7-5	65	03/08	@ NY Rangers	W	4-3	28-22-15
23	11/27	@ NY Rangers	T	3-3	10-7-6	66	03/11	@ Toronto	T	2-2	28-22-16
24	11/30	BOSTON	T	2-2	10-7-7	67	03/12	MONTREAL	L	2-6	28-23-16
25	12/04	MONTREAL	L	5-7	10-8-7	68	03/15	DETROIT	T	2-2	28-23-17
26	12/08	@ Boston	L	1-5	10-9-7	69	03/18	@ Montreal	W	4-1	29-23-17
27	12/10	@ Toronto	L	2-5	10-10-7	70	03/19	@ Boston	L	3-4	29-24-17
28	12/11	TORONTO	L	1-6	10-11-7						
29	12/14	NY RANGERS	W	4-0	11-11-7						
30	12/18	DETROIT	L	2-3	11-12-7						
31	12/21	@ NY Rangers	T	2-2	11-12-8						
32	12/22	@ Boston	L	2-4	11-13-8						
33	12/24	@ Montreal	L	1-3	11-14-8						
34	12/25	@ Detroit	W	3-0	12-14-8						
35	12/28	BOSTON	W	4-3	13-14-8						
36	12/31	@ Detroit	W	3-0	14-14-8						
37	01/01	DETROIT	W	3-0	15-14-8						
38	01/04	@ NY Rangers	W	3-2	16-14-8						
39	01/05	@ Boston	W	4-3	17-14-8						
40	01/08	TORONTO	W	5-1	18-14-8						
41	01/11	DETROIT	T	2-2	18-14-9						
42	01/14	@ Toronto	L	1-4	18-15-9						
43	01/15	NY RANGERS	L	1-3	18-16-9						

PLAYER	GP	G	A	PTS	PIM	PLAYER	GP	G	A	PTS	PIM
HAY, BILL	69	11	48	59	45	ARBOUR, AL	53	3	2	5	38
HULL, BOBBY	67	31	25	56	45	HICKS, WAYNE	1	0	0	0	0
MIKITA, STAN	68	19	34	53	94	HALL, GLENN	70	0	1	1	0
BALFOUR, MURRAY	70	21	27	48	123						
WHARRAM, KEN	64	16	29	45	12						
MURPHY, RON	70	21	19	40	30						
NESTERENKO, ERIC	68	19	19	38	127						
PILOTE, PIERRE	70	6	29	35	169						
SLOAN, TOD	67	11	23	34	48						
MCDONALD, AB	61	17	16	33	22						
LITZENBERGER, ED	62	10	22	32	12						
VASKO, ELMER	63	4	18	22	42						
ST. LAURENT, DOLLARD	67	2	17	19	58						
FLEMING, REG	66	4	4	8	143						
EVANS, JACK	69	0	8	8	58						
BALFOUR, EARL	68	3	3	6	4						

GOALIES	GP	W	L	T	MIN	GA	SO	AVG
HALL, GLENN	70	29	24	17	4,200	177	6	2.53

LEADERSHIP

PLAYERS

2018-19

OPPONENTS

TRADITION

RECORDS

PLAYOFFS

HISTORY

MINORS

MEDIA

HISTORY OF THE BLACKHAWKS

1961-62 CHICAGO BLACKHAWKS

31-26-13, 75 POINTS, 3RD NHL

LEADERSHIP
PLAYERS
2019-19
OPPONENTS
TRADITION
RECORDS
PLAYOFFS
HISTORY
MINORS
MEDIA

GM	DATE	OPPONENT	RESULT	SCORE	RECORD	GM	DATE	OPPONENT	RESULT	SCORE	RECORD
1	10/14	@ Detroit	T	3-3	0-0-1	44	01/21	NY RANGERS	W	3-1	15-16-13
2	10/15	DETROIT	T	2-2	0-0-2	45	01/24	TORONTO	W	2-1	16-16-13
3	10/17	BOSTON	W	5-3	1-0-2	46	01/27	@ Boston	L	3-5	16-17-13
4	10/19	NY RANGERS	L	2-4	1-1-2	47	01/28	@ NY Rangers	W	3-0	17-17-13
5	10/21	@ Toronto	T	1-1	1-1-3	48	01/31	DETROIT	W	4-1	18-17-13
6	10/22	MONTREAL	L	2-3	1-2-3	49	02/01	@ Detroit	W	7-4	19-17-13
7	10/25	@ NY Rangers	T	1-1	1-2-4	50	02/03	BOSTON	W	6-3	20-17-13
8	10/26	@ Montreal	L	1-7	1-3-4	51	02/04	TORONTO	W	2-1	21-17-13
9	10/29	@ Boston	T	2-2	1-3-5	52	02/08	@ Boston	W	6-2	22-17-13
10	10/31	NY RANGERS	L	2-4	1-4-5	53	02/10	@ NY Rangers	L	1-2	22-18-13
11	11/04	@ Toronto	L	1-2	1-5-5	54	02/11	MONTREAL	L	3-4	22-19-13
12	11/05	@ Boston	W	4-3	2-5-5	55	02/14	NY RANGERS	W	4-3	23-19-13
13	11/07	TORONTO	W	6-0	3-5-5	56	02/17	@ Montreal	L	2-6	23-20-13
14	11/11	@ Montreal	L	1-2	3-6-5	57	02/18	BOSTON	W	6-0	24-20-13
15	11/12	@ NY Rangers	L	1-4	3-7-5	58	02/21	DETROIT	W	6-4	25-20-13
16	11/15	DETROIT	W	2-0	4-7-5	59	02/24	@ Detroit	W	6-1	26-20-13
17	11/19	MONTREAL	T	3-3	4-7-6	60	02/25	BOSTON	W	8-0	27-20-13
18	11/23	TORONTO	L	2-5	4-8-6	61	02/28	@ Toronto	L	2-4	27-21-13
19	11/26	DETROIT	W	4-1	5-8-6	62	03/01	@ Boston	W	5-4	28-21-13
20	11/29	BOSTON	W	7-4	6-8-6	63	03/04	MONTREAL	W	5-2	29-21-13
21	12/02	@ Toronto	L	4-6	6-9-6	64	03/11	TORONTO	L	2-3	29-22-13
22	12/03	MONTREAL	L	0-1	6-10-6	65	03/15	@ Montreal	L	5-6	29-23-13
23	12/06	@ NY Rangers	W	8-3	7-10-6	66	03/17	@ Toronto	W	3-1	30-23-13
24	12/07	@ Boston	W	5-2	8-10-6	67	03/18	@ Detroit	L	1-4	30-24-13
25	12/09	@ Detroit	L	0-3	8-11-6	68	03/20	DETROIT	W	3-0	31-24-13
26	12/10	DETROIT	L	2-3	8-12-6	69	03/24	@ Montreal	L	3-5	31-25-13
27	12/13	BOSTON	T	2-2	8-12-7	70	03/25	@ NY Rangers	L	1-4	31-26-13
28	12/17	NY RANGERS	W	3-1	9-12-7						
29	12/21	@ Montreal	W	4-3	10-12-7						
30	12/23	@ NY Rangers	L	3-7	10-13-7						
31	12/25	TORONTO	T	3-3	10-13-8						
32	12/27	@ Toronto	T	0-0	10-13-9						
33	12/28	@ Detroit	T	2-2	10-13-10						
34	12/30	@ Montreal	T	4-4	10-13-11						
35	01/01	MONTREAL	W	2-0	11-13-11						
36	01/03	NY RANGERS	W	2-1	12-13-11						
37	01/04	@ Detroit	T	1-1	12-13-12						
38	01/06	@ Toronto	L	3-6	12-14-12						
39	01/07	BOSTON	L	0-2	12-15-12						
40	01/11	@ Boston	W	6-0	13-15-12						
41	01/13	NY RANGERS	W	4-2	14-15-12						
42	01/14	TORONTO	T	2-2	14-15-13						
43	01/17	MONTREAL	L	3-7	14-16-13						

PLAYER	GP	G	A	PTS	PIM	PLAYER	GP	G	A	PTS	PIM
HULL, BOBBY	70	50	34	84	35	HALL, MURRAY	2	0	0	0	0
MIKITA, STAN	70	25	52	77	97	HALL, GLENN	70	0	0	0	12
HAY, BILL	60	11	52	63	34						
HORVATH, BRONCO	68	17	29	46	19						
PILOTE, PIERRE	59	7	35	42	97						
MCDONALD, AB	65	22	18	40	8						
WHARRAM, KEN	62	14	23	37	22						
BAUFOUR, MURRAY	49	15	15	30	70						
NESTERENKO, ERIC	68	15	14	29	97						
MURPHY, RON	60	12	16	28	41						
VASKO, ELMER	64	2	22	24	87						
MELNYK, GERRY	63	5	16	21	2						
EVANS, JACK	70	3	14	17	80						
FLEMING, REG	70	7	9	16	71						
ST. LAURENT, DOLLARD	64	0	13	13	44						
TURNER, BOB	69	8	2	10	52						
MAKI, CHICO	16	4	6	10	2						
HILLMAN, WAYNE	19	0	2	2	14						

GOALIES	GP	W	L	T	MIN	GA	SO	AVG
HALL, GLENN	70	31	26	13	4,200	184	9	2.63

HISTORY OF THE BLACKHAWKS

1962-63 CHICAGO BLACKHAWKS

32-21-17, 81 POINTS, 2ND NHL

GM	DATE	OPPONENT	RESULT	SCORE	RECORD	GM	DATE	OPPONENT	RESULT	SCORE	RECORD
1	10/10	TORONTO	L	1-3	0-1-0	44	01/19	@ Toronto	W	4-1	21-15-10
2	10/13	DETROIT	T	0-0	0-1-1	45	01/20	NY RANGERS	W	6-2	22-15-10
3	10/14	@ Boston	T	2-2	0-1-2	46	01/23	@ NY Rangers	T	3-3	22-15-11
4	10/17	@ NY Rangers	W	5-1	1-1-2	47	01/26	@ Detroit	W	3-0	23-15-11
5	10/20	@ Toronto	L	1-3	1-2-2	48	01/27	MONTREAL	L	1-3	23-14-11
6	10/21	@ Detroit	L	1-3	1-3-2	49	01/31	@ Boston	W	9-2	24-14-11
7	10/23	MONTREAL	T	4-4	1-3-3	50	02/02	@ Montreal	T	3-3	24-14-12
8	10/27	@ Montreal	W	3-2	2-3-3	51	02/03	TORONTO	W	3-1	25-14-12
9	10/28	@ NY Rangers	W	5-3	3-3-3	52	02/06	DETROIT	T	3-3	25-14-13
10	10/30	NY RANGERS	W	5-3	4-3-3	53	02/09	@ NY Rangers	T	3-3	25-14-14
11	11/01	@ Boston	W	4-2	5-3-3	54	02/10	NY RANGERS	W	4-2	26-14-14
12	11/04	@ Detroit	L	1-3	5-4-3	55	02/16	@ Montreal	L	2-4	26-15-14
13	11/07	BOSTON	T	3-3	5-4-4	56	02/17	BOSTON	W	3-1	27-15-14
14	11/10	@ Montreal	W	3-1	6-4-4	57	02/21	@ Detroit	W	5-3	28-15-14
15	11/11	TORONTO	L	3-5	6-5-4	58	02/23	DETROIT	W	3-2	29-15-14
16	11/14	DETROIT	W	4-2	7-5-4	59	02/24	BOSTON	W	4-3	30-15-14
17	11/17	@ NY Rangers	W	4-3	8-5-4	60	02/27	@ Toronto	L	3-6	30-16-14
18	11/18	MONTREAL	T	1-1	8-5-5	61	02/28	NY RANGERS	L	1-6	30-17-14
19	11/22	TORONTO	W	1-0	9-5-5	62	03/03	MONTREAL	T	2-2	30-17-15
20	11/24	DETROIT	T	1-1	9-5-6	63	03/06	@ NY Rangers	L	2-5	30-18-15
21	11/25	@ Detroit	L	2-3	9-6-6	64	03/10	TORONTO	T	1-1	30-18-16
22	11/29	@ Boston	W	5-0	10-6-6	65	03/14	@ Boston	W	2-0	31-18-16
23	12/01	@ Montreal	L	1-2	10-7-6	66	03/16	@ Toronto	L	0-3	31-19-16
24	12/02	NY RANGERS	W	5-1	11-7-6	67	03/17	@ Detroit	L	2-4	31-20-16
25	12/05	BOSTON	W	5-4	12-7-6	68	03/19	DETROIT	L	1-5	31-21-16
26	12/08	@ Toronto	T	1-1	12-7-7	69	03/23	@ Montreal	T	4-4	31-21-17
27	12/09	MONTREAL	W	2-1	13-7-7	70	03/24	@ Boston	W	4-3	32-21-17
28	12/12	NY RANGERS	W	4-3	14-7-7						
29	12/15	@ Detroit	L	1-3	14-8-7						
30	12/16	TORONTO	L	2-6	14-9-7						
31	12/19	BOSTON	W	3-2	15-9-7						
32	12/22	@ Montreal	T	1-1	15-9-8						
33	12/23	@ NY Rangers	W	3-1	16-9-8						
34	12/25	MONTREAL	L	0-6	16-10-8						
35	12/29	@ Toronto	T	1-1	16-10-9						
36	12/30	BOSTON	W	4-2	17-10-9						
37	01/01	DETROIT	W	4-2	18-10-9						
38	01/06	TORONTO	L	1-5	18-11-9						
39	01/09	@ Toronto	W	3-1	19-11-9						
40	01/10	@ Boston	L	4-5	19-12-9						
41	01/12	NY RANGERS	W	3-1	20-12-9						
42	01/13	MONTREAL	T	2-2	20-12-10						
43	01/16	BOSTON	L	4-5	20-13-10						

PLAYER	GP	G	A	PTS	PIM
MIKITA, STAN	65	31	45	76	69
HULL, BOBBY	65	31	31	62	27
MCDONALD, AB	69	20	41	61	12
HAY, BILL	64	12	33	45	38
WHARRAM, KEN	55	20	18	38	17
MURPHY, RON	68	18	16	34	28
BAUFOR, MURRAY	65	10	23	33	73
LUNDE, LEN	60	6	22	28	30
NESTERENKO, ERIC	67	12	15	27	103
PILOTE, PIERRE	59	8	18	26	57
MAKI, CHICO	65	7	17	24	35
MACNEIL, AL	70	2	19	21	100
FLEMING, REG	64	7	7	14	99
VASKO, ELMER	64	4	9	13	70
HILLMAN, WAYNE	67	3	5	8	72
EVANS, JACK	69	0	8	8	46
TURNER, BOB	70	3	3	6	20
ERICKSON, AUTRY	3	0	0	0	8

PLAYER	GP	G	A	PTS	PIM
HALL, GLENN	66	0	0	0	0
DEJORDY, DENIS	5	0	0	0	0

GOALIES	GP	W	L	T	MINs	GA	SO	AVG
HALL, GLENN	66	30	20	15	3,910	161	5	2.47
DEJORDY, DENIS	5	2	1	2	290	12	0	2.49

LEADERSHIP
PLAYERS
2018-19
OPPONENTS
TRADITION
RECORDS
PLAYOFFS
HISTORY
MINORS
MEDIA

HISTORY OF THE BLACKHAWKS

1963-64 CHICAGO BLACKHAWKS

36-22-12, 84 POINTS, 2ND NHL

LEADERSHIP
PLAYERS
2019-19
OPPONENTS
TRADITION
RECORDS
PLAYOFFS
HISTORY
MINORS
MEDIA

GM	DATE	OPPONENT	RESULT	SCORE	RECORD	GM	DATE	OPPONENT	RESULT	SCORE	RECORD
1	10/09	NY RANGERS	W	3-1	1-0-0	44	01/19	TORONTO	L	0-2	23-14-7
2	10/10	@ Detroit	L	3-5	1-1-0	45	01/23	@ Boston	W	3-1	24-14-7
3	10/13	TORONTO	W	4-2	2-1-0	46	01/25	@ Detroit	L	3-5	24-15-7
4	10/16	BOSTON	W	5-2	3-1-0	47	01/26	MONTREAL	T	2-2	24-15-8
5	10/20	MONTREAL	W	5-3	4-1-0	48	01/29	DETROIT	T	2-2	24-15-9
6	10/24	@ Detroit	T	2-2	4-1-1	49	02/01	@ NY Rangers	T	2-2	24-15-10
7	10/26	@ Montreal	T	1-1	4-1-2	50	02/02	@ Boston	W	5-2	25-15-10
8	10/27	@ NY Rangers	W	4-1	5-1-2	51	02/05	DETROIT	W	4-2	26-15-10
9	10/29	DETROIT	W	5-1	6-1-2	52	02/06	@ Detroit	L	0-4	26-16-10
10	11/02	@ Toronto	W	2-0	7-1-2	53	02/08	@ Toronto	T	3-3	26-16-11
11	11/05	NY RANGERS	W	3-2	8-1-2	54	02/09	TORONTO	W	2-1	27-16-11
12	11/07	@ Montreal	T	2-2	8-1-3	55	02/12	NY RANGERS	W	5-2	28-16-11
13	11/09	@ Toronto	T	3-3	8-1-4	56	02/15	@ Toronto	L	0-4	28-17-11
14	11/10	@ Boston	L	2-4	8-2-4	57	02/16	BOSTON	W	5-3	29-17-11
15	11/13	BOSTON	W	6-4	9-2-4	58	02/19	@ NY Rangers	W	7-2	30-17-11
16	11/16	@ Montreal	W	5-2	10-2-4	59	02/22	@ Montreal	L	1-3	30-18-11
17	11/17	TORONTO	W	6-0	11-2-4	60	02/25	BOSTON	W	2-0	31-18-11
18	11/20	DETROIT	W	5-2	12-2-4	61	02/27	DETROIT	W	4-2	32-18-11
19	11/24	MONTREAL	W	7-3	13-2-4	62	02/29	@ Toronto	L	1-4	32-19-11
20	11/28	TORONTO	W	2-0	14-2-4	63	03/01	MONTREAL	W	4-3	33-19-11
21	11/30	@ NY Rangers	W	3-2	15-2-4	64	03/04	@ NY Rangers	L	3-4	33-20-11
22	12/01	NY RANGERS	T	3-3	15-2-5	65	03/05	@ Boston	T	4-4	33-20-12
23	12/04	BOSTON	T	2-2	15-2-6	66	03/08	TORONTO	W	4-3	34-20-12
24	12/07	@ Toronto	L	0-3	15-3-6	67	03/14	@ Montreal	L	3-4	34-21-12
25	12/08	MONTREAL	W	3-0	16-3-6	68	03/15	@ Detroit	L	3-5	34-22-12
26	12/11	@ NY Rangers	W	6-2	17-3-6	69	03/17	NY RANGERS	W	4-0	35-22-12
27	12/12	@ Boston	L	1-2	17-4-6	70	03/22	@ Boston	W	4-3	36-22-12
28	12/14	@ Detroit	L	4-5	17-5-6						
29	12/15	DETROIT	T	4-4	17-5-7						
30	12/18	BOSTON	L	1-2	17-6-7						
31	12/21	@ Montreal	L	2-3	17-7-7						
32	12/22	@ Boston	W	4-1	18-7-7						
33	12/25	MONTREAL	W	3-1	19-7-7						
34	12/27	@ NY Rangers	L	2-4	19-8-7						
35	12/29	TORONTO	W	2-0	20-8-7						
36	01/01	NY RANGERS	L	2-5	20-9-7						
37	01/04	@ Toronto	L	0-3	20-10-7						
38	01/05	BOSTON	W	5-3	21-10-7						
39	01/09	@ Detroit	L	3-5	21-11-7						
40	01/11	DETROIT	W	6-3	22-11-7						
41	01/12	MONTREAL	L	1-2	22-12-7						
42	01/16	@ Montreal	L	0-1	22-13-7						
43	01/18	NY RANGERS	W	6-1	23-13-7						

PLAYER	GP	G	A	PTS	PIM	PLAYER	GP	G	A	PTS	PIM
MIKITA, STAN	70	39	50	89	146	ERICKSON, AUTRY	31	0	1	1	34
HULL, BOBBY	70	43	44	87	48	HALL, GLENN	65	0	2	2	2
WHARRAM, KEN	70	39	32	71	18	DEJORDY, DENIS	6	0	0	0	0
HAY, BILL	70	23	33	56	30						
PILOTE, PIERRE	70	7	46	53	84						
MCDONALD, AB	70	14	32	46	17						
NESTERENKO, ERIC	70	7	19	26	93						
MACNEIL, AL	70	5	19	24	91						
MAKI, CHICO	68	8	14	22	70						
VASKO, ELMER	70	2	18	20	65						
MURPHY, RON	70	11	8	19	32						
MCKENZIE, JOHN	45	9	9	18	50						
BALFOUR, MURRAY	41	2	10	12	36						
FLEMING, REG	61	3	6	9	140						
YOUNG, HOWIE	39	0	7	7	99						
ESPOSITO, PHIL	27	3	2	5	2						
HILLMAN, WAYNE	59	1	4	5	51						
HALL, MURRAY	23	2	0	2	0						

GOALIES	GP	W	L	T	MIN	GA	SO	AVG
HALL, GLENN	65	34	19	11	3,860	148	7	2.30
DEJORDY, DENIS	6	2	3	1	340	19	0	3.35

HISTORY OF THE BLACKHAWKS

1964-65 CHICAGO BLACKHAWKS

34-28-8, 76 POINTS, 3RD NHL

GM	DATE	OPPONENT	RESULT	SCORE	RECORD	GM	DATE	OPPONENT	RESULT	SCORE	RECORD
1	10/14	BOSTON	W	3-0	1-0-0	44	01/27	@ Montreal	L	0-2	25-16-5
2	10/17	DETROIT	W	4-2	2-0-0	45	01/28	@ Boston	W	6-2	24-16-5
3	10/18	@ Detroit	L	2-3	2-1-0	46	01/30	@ Detroit	L	1-3	24-17-5
4	10/21	@ Montreal	T	5-5	2-1-1	47	01/31	MONTREAL	W	3-0	25-17-5
5	10/25	@ NY Rangers	W	5-2	3-1-1	48	02/03	@ NY Rangers	W	4-1	26-17-5
6	10/27	TORONTO	L	2-3	3-2-1	49	02/06	@ Toronto	W	6-3	27-17-5
7	10/31	@ Toronto	L	1-5	3-3-1	50	02/07	TORONTO	L	1-2	27-18-5
8	11/01	@ Boston	L	2-5	3-4-1	51	02/10	DETROIT	W	5-2	28-18-5
9	11/03	NY RANGERS	W	2-1	4-4-1	52	02/11	@ Detroit	L	3-5	28-19-5
10	11/07	@ Montreal	W	3-1	5-4-1	53	02/15	@ NY Rangers	W	3-0	29-19-5
11	11/08	@ Boston	L	2-3	5-5-1	54	02/16	MONTREAL	T	2-2	29-19-6
12	11/11	MONTREAL	L	1-4	5-6-1	55	02/17	NY RANGERS	W	5-4	30-19-6
13	11/15	TORONTO	W	4-2	6-6-1	56	02/20	@ Toronto	L	3-4	30-20-6
14	11/18	DETROIT	W	3-1	7-6-1	57	02/21	BOSTON	W	7-0	31-20-6
15	11/21	@ Toronto	L	0-1	7-7-1	58	02/24	DETROIT	W	3-2	32-20-6
16	11/22	MONTREAL	W	6-2	8-7-1	59	02/27	@ Montreal	T	3-3	32-20-7
17	11/26	TORONTO	L	2-4	8-8-1	60	02/28	BOSTON	L	4-5	32-21-7
18	11/29	BOSTON	L	3-4	8-9-1	61	03/03	DETROIT	L	0-2	32-22-7
19	12/02	@ NY Rangers	T	3-3	8-9-2	62	03/06	@ Toronto	L	1-4	32-23-7
20	12/05	@ Montreal	L	3-5	8-10-2	63	03/07	MONTREAL	W	7-0	33-23-7
21	12/06	NY RANGERS	L	1-4	8-11-2	64	03/10	@ NY Rangers	T	1-1	33-23-8
22	12/09	@ NY Rangers	W	6-1	9-11-2	65	03/14	TORONTO	W	5-3	34-23-8
23	12/10	@ Boston	W	5-1	10-11-2	66	03/17	@ Boston	L	1-2	34-24-8
24	12/12	@ Detroit	W	3-2	11-11-2	67	03/20	@ Montreal	L	2-3	34-25-8
25	12/13	DETROIT	W	5-0	12-11-2	68	03/21	@ Detroit	L	1-5	34-26-8
26	12/16	BOSTON	W	7-5	13-11-2	69	03/23	NY RANGERS	L	2-3	34-27-8
27	12/19	@ Montreal	W	6-3	14-11-2	70	03/28	@ Boston	L	1-3	34-28-8
28	12/20	@ Boston	W	3-2	15-11-2						
29	12/25	TORONTO	T	3-3	15-11-3						
30	12/26	@ Toronto	W	5-3	16-11-3						
31	12/27	BOSTON	W	6-2	17-11-3						
32	12/29	@ NY Rangers	W	4-2	18-11-3						
33	12/31	@ Detroit	T	1-1	18-11-4						
34	01/01	NY RANGERS	W	2-1	19-11-4						
35	01/03	MONTREAL	L	1-2	19-12-4						
36	01/06	TORONTO	L	1-3	19-13-4						
37	01/09	@ Detroit	W	7-4	20-13-4						
38	01/10	DETROIT	W	3-2	21-13-4						
39	01/13	@ Toronto	T	0-0	21-13-5						
40	01/16	NY RANGERS	L	3-6	21-14-5						
41	01/17	MONTREAL	L	2-4	21-15-5						
42	01/20	BOSTON	W	7-1	22-15-5						
43	01/24	NY RANGERS	W	7-2	23-15-5						

PLAYER	GP	G	A	PTS	PIM	PLAYER	GP	G	A	PTS	PIM
MIKITA, STAN	70	28	59	87	154	BRENNEMAN, JOHN	17	1	0	1	2
HULL, BOBBY	61	39	32	71	32	HILLMAN, WAYNE	19	0	1	1	8
PILOTE, PIERRE	68	14	45	59	162	HODGE, KEN	1	0	0	0	2
ESPOSITO, PHIL	70	23	32	55	44	MICKEY, LARRY	1	0	0	0	0
WHARRAM, KEN	68	24	20	44	27	DEJORDY, DENIS	30	0	1	1	0
MAKI, CHICO	65	16	24	40	58	HALL, GLENN	41	0	0	0	2
HAY, BILL	69	11	26	37	36						
MOHNS, DOUG	49	13	20	33	89						
NESTERENKO, ERIC	56	14	16	30	63						
RAWLICH, MATT	61	3	16	19	80						
MCKENZIE, JOHN	51	8	10	18	44						
STANFIELD, FRED	58	7	10	17	14						
JARRETT, DOUG	46	2	15	17	34						
HULL, DENNIS	55	10	4	14	16						
ROBINSON, DOUG	40	2	9	11	8						
VASKO, ELMER	69	1	10	11	56						
MACNEIL, AL	69	3	7	10	119						
HENRY, CAMILLE	22	5	3	8	2						

GOALIES	GP	W	L	T	MIN	GA	SO	AVG
HALL, GLENN	41	19	16	5	2,440	99	4	2.44
DEJORDY, DENIS	30	15	12	3	1,760	74	3	2.53

LEADERSHIP
PLAYERS
2018-19
OPPONENTS
TRADITION
RECORDS
PLAYOFFS
HISTORY
MINORS
MEDIA

HISTORY OF THE BLACKHAWKS

1965-66 CHICAGO BLACKHAWKS

37-25-8, 82 POINTS, 2ND NHL

LEADERSHIP
PLAYERS
2019-19
OPPONENTS
TRADITION
RECORDS
PLAYOFFS
HISTORY
MINORS
MEDIA

GM	DATE	OPPONENT	RESULT	SCORE	RECORD	GM	DATE	OPPONENT	RESULT	SCORE	RECORD
1	10/23	@ Toronto	W	4-0	1-0-0	44	01/30	@ Detroit	W	5-1	23-15-6
2	10/24	@ Boston	W	6-2	2-0-0	45	02/02	NY RANGERS	W	4-3	24-15-6
3	10/28	@ Detroit	W	5-1	3-0-0	46	02/05	@ Toronto	L	2-5	24-16-6
4	10/30	@ Montreal	W	6-4	4-0-0	47	02/06	TORONTO	W	3-2	25-16-6
5	11/03	BOSTON	T	2-2	4-0-1	48	02/09	DETROIT	W	2-1	26-16-6
6	11/07	TORONTO	W	9-0	5-0-1	49	02/12	MONTREAL	T	2-2	26-16-7
7	11/10	DETROIT	W	5-2	6-0-1	50	02/13	NY RANGERS	W	6-1	27-16-7
8	11/13	MONTREAL	L	2-5	6-1-1	51	02/16	@ NY Rangers	W	5-2	28-16-7
9	11/14	NY RANGERS	L	2-4	6-2-1	52	02/19	@ Montreal	L	2-5	28-17-7
10	11/17	@ NY Rangers	W	5-3	7-2-1	53	02/20	BOSTON	W	5-1	29-17-7
11	11/20	@ Toronto	L	1-3	7-3-1	54	02/23	TORONTO	L	2-3	29-18-7
12	11/21	TORONTO	L	3-7	7-4-1	55	02/26	@ Detroit	W	4-1	30-18-7
13	11/23	@ Detroit	W	3-2	8-4-1	56	02/27	BOSTON	W	7-1	31-18-7
14	11/25	DETROIT	W	3-1	9-4-1	57	03/02	DETROIT	W	5-4	32-18-7
15	11/27	@ NY Rangers	W	1-0	10-4-1	58	03/05	@ Toronto	L	0-5	32-19-7
16	11/28	MONTREAL	L	1-2	10-5-1	59	03/06	MONTREAL	L	0-1	32-20-7
17	12/01	BOSTON	W	4-2	11-5-1	60	03/09	@ NY Rangers	L	0-1	32-21-7
18	12/04	@ Boston	W	10-1	12-5-1	61	03/12	@ NY RANGERS	W	4-2	33-21-7
19	12/05	@ NY Rangers	W	6-2	13-5-1	62	03/13	TORONTO	W	5-1	34-21-7
20	12/08	NY RANGERS	T	2-2	13-5-2	63	03/16	DETROIT	W	4-1	35-21-7
21	12/11	@ Montreal	L	1-2	13-6-2	64	03/19	@ Toronto	L	2-4	35-22-7
22	12/12	MONTREAL	L	3-5	13-7-2	65	03/20	MONTREAL	W	4-2	36-22-7
23	12/15	BOSTON	W	8-4	14-7-2	66	03/24	@ Boston	L	1-3	36-23-7
24	12/18	@ Detroit	L	1-3	14-8-2	67	03/27	@ Detroit	T	1-1	36-23-8
25	12/19	DETROIT	W	5-4	15-8-2	68	03/29	BOSTON	W	4-2	37-23-8
26	12/22	NY RANGERS	W	4-3	16-8-2	69	04/02	@ Montreal	L	3-8	37-24-8
27	12/25	@ Toronto	L	3-5	16-9-2	70	04/05	@ Boston	L	2-4	37-25-8
28	12/26	TORONTO	T	1-1	16-9-3						
29	12/29	@ NY Rangers	W	3-0	17-9-3						
30	12/31	@ Detroit	W	4-1	18-9-3						
31	01/02	BOSTON	W	3-1	19-9-3						
32	01/05	@ Montreal	W	4-2	20-9-3						
33	01/08	@ NY Rangers	L	4-6	20-10-3						
34	01/09	TORONTO	W	5-3	21-10-3						
35	01/13	@ Boston	T	1-1	21-10-4						
36	01/15	@ Montreal	L	4-6	21-11-4						
37	01/16	NY RANGERS	L	5-6	21-12-4						
38	01/20	@ Boston	L	3-4	21-13-4						
39	01/22	@ Toronto	L	0-4	21-14-4						
40	01/23	MONTREAL	T	3-3	21-14-5						
41	01/26	@ Montreal	W	4-2	22-14-5						
42	01/27	@ Boston	L	3-5	22-15-5						
43	01/29	DETROIT	T	4-4	22-15-6						

PLAYER	GP	G	A	PTS	PIM	PLAYER	GP	G	A	PTS	PIM
HULL, BOBBY	65	54	43	97	66	MISZUK, JOHN	2	1	1	2	2
MIKITA, STAN	68	30	48	78	58	MACNEIL, AL	51	0	1	1	34
ESPOSITO, PHIL	69	27	26	53	49	RICHARDSON, DAVE	3	0	0	0	2
HAY, BILL	68	20	31	51	20	STRATTON, ART	2	0	0	0	0
MOHNS, DOUG	70	22	27	49	63	HALL, GLENN	63	0	2	2	14
MAKI, CHICO	68	17	31	48	41	DRYDEN, DAVE	11	0	1	1	0
WHARRAM, KEN	69	26	17	43	28						
NESTERENKO, ERIC	67	15	25	40	58						
PILOTE, PIERRE	51	2	34	36	60						
STAPLETON, PAT	55	4	30	34	52						
HODGE, KEN	63	6	17	23	45						
JARRETT, DOUG	66	4	12	16	71						
RAULICH, MATT	62	0	16	16	78						
ANGOTTI, LOU	30	4	10	14	8						
LUNDE, LEN	24	4	7	11	2						
VASKO, ELMER	56	1	7	8	44						
HULL, DENNIS	25	1	5	6	6						
STANFIELD, FRED	39	2	2	4	0						

GOALIES	GP	W	L	T	MIN	GA	SO	AVG
HALL, GLENN	64	34	22	8	3,747	164	4	2.63
DRYDEN, DAVE	11	3	3	0	453	23	0	3.04

HISTORY OF THE BLACKHAWKS

1966-67 CHICAGO BLACKHAWKS

41-17-12, 94 POINTS, 1ST NHL

GM	DATE	OPPONENT	RESULT	SCORE	RECORD	GM	DATE	OPPONENT	RESULT	SCORE	RECORD
1	10/9	@ NY Rangers	W	6-3	1-0-0	44	02/01	BOSTON	W	6-1	27-11-6
2	10/22	@ Detroit	W	7-4	2-0-0	45	02/04	@ Montreal	T	3-3	27-11-7
3	10/23	DETROIT	W	4-1	3-0-0	46	02/05	@ Boston	W	5-0	28-11-7
4	10/26	@ Montreal	W	5-3	4-0-0	47	02/08	MONTREAL	W	5-0	29-11-7
5	11/01	BOSTON	L	2-3	4-1-0	48	02/11	@ Toronto	T	4-4	29-11-8
6	11/06	@ Boston	W	4-2	5-1-0	49	02/12	DETROIT	W	3-2	30-11-8
7	11/08	NY RANGERS	W	3-1	6-1-0	50	02/16	@ Detroit	W	5-1	31-11-8
8	11/10	@ Detroit	L	0-3	6-2-0	51	02/18	@ NY Rangers	L	1-4	31-12-8
9	11/13	TORONTO	W	6-1	7-2-0	52	02/19	NY RANGERS	L	2-3	31-12-8
10	11/16	@ NY Rangers	T	2-2	7-2-1	53	02/25	BOSTON	W	6-3	32-12-8
11	11/19	DETROIT	W	7-2	8-2-1	54	02/26	MONTREAL	T	2-2	32-12-9
12	11/20	TORONTO	T	2-2	8-2-2	55	03/01	NY RANGERS	W	6-1	33-12-9
13	11/23	@ Toronto	L	3-6	8-3-2	56	03/02	@ Boston	W	5-2	34-12-9
14	11/24	MONTREAL	W	5-0	9-3-2	57	03/04	@ Toronto	L	0-3	34-14-9
15	11/26	@ NY Rangers	L	1-4	9-4-2	58	03/05	TORONTO	W	5-2	35-14-9
16	11/27	@ Boston	W	5-4	10-4-2	59	03/08	BOSTON	W	3-1	36-14-9
17	11/30	NY RANGERS	L	0-5	10-5-2	60	03/11	@ Montreal	T	3-3	36-14-10
18	12/03	@ Montreal	L	1-3	10-6-2	61	03/12	TORONTO	W	5-0	37-14-10
19	12/04	DETROIT	W	4-1	11-6-2	62	03/15	@ NY Rangers	W	3-1	38-14-10
20	12/08	@ Boston	W	10-2	12-6-2	63	03/18	@ Toronto	L	5-9	38-15-10
21	12/10	@ Toronto	L	3-5	12-7-2	64	03/19	MONTREAL	T	4-4	38-15-11
22	12/11	BOSTON	T	2-2	12-7-3	65	03/22	NY RANGERS	T	3-3	38-15-12
23	12/14	MONTREAL	W	2-1	13-7-3	66	03/26	@ Detroit	L	2-4	38-16-12
24	12/17	@ Montreal	T	4-4	13-7-4	67	03/28	DETROIT	W	7-2	39-16-12
25	12/18	TORONTO	W	3-1	14-7-4	68	03/30	@ Boston	W	3-1	40-16-12
26	12/21	DETROIT	W	6-4	15-7-4	69	04/01	@ Montreal	L	4-5	40-17-12
27	12/25	NY RANGERS	L	0-1	15-8-4	70	04/02	@ NY Rangers	W	8-0	41-17-12
28	12/27	@ NY Rangers	W	3-2	16-8-4						
29	12/31	@ Toronto	W	5-1	17-8-4						
30	01/01	BOSTON	W	3-2	18-8-4						
31	01/04	MONTREAL	T	2-2	18-8-5						
32	01/05	@ Detroit	L	4-6	18-9-5						
33	01/08	BOSTON	L	1-3	18-10-5						
34	01/11	DETROIT	W	6-1	19-10-5						
35	01/12	@ Detroit	L	1-4	19-11-5						
36	01/14	NY RANGERS	W	5-3	20-11-5						
37	01/15	TORONTO	W	4-0	21-11-5						
38	01/19	@ Boston	W	4-2	22-11-5						
39	01/21	@ Montreal	T	3-3	22-11-6						
40	01/22	MONTREAL	W	4-1	23-11-6						
41	01/26	@ Detroit	W	4-3	24-11-6						
42	01/28	@ Toronto	W	5-2	25-11-6						
43	01/29	TORONTO	W	5-1	26-11-6						

PLAYER	GP	G	A	PTS	PIM	PLAYER	GP	G	A	PTS	PIM
MIKITA, STAN	70	35	62	97	12	STANFIELD, FRED	10	1	0	1	0
HULL, BOBBY	66	52	28	80	52	MISZUK, JOHN	3	0	0	0	0
WHARRAM, KEN	70	31	34	65	21	DEJORDY, DENIS	44	0	0	0	0
ESPOSITO, PHIL	69	21	40	61	40	HALL, GLENN	32	0	0	0	10
MOHNS, DOUG	62	25	35	60	58						
PILOTE, PIERRE	70	6	46	52	90						
HULL, DENNIS	70	25	17	42	33						
MAKI, CHICO	56	9	29	38	14						
NESTERENKO, ERIC	68	14	23	37	38						
HODGE, KEN	68	10	25	35	59						
STAPLETON, PAT	70	3	31	34	52						
JARRETT, DOUG	70	5	21	26	76						
HAY, BILL	36	7	13	20	12						
VAN IMPE, ED	61	8	11	19	111						
ANGOTTI, LOU	63	6	12	18	17						
BOYER, WALLY	42	5	6	11	15						
RAVLICH, MATT	62	0	3	3	39						
SMITH, WAYNE	2	1	1	2	2						

GOALIES	GP	W	L	T	MINS	GA	SO	AVG
DEJORDY, DENIS	44	22	12	7	2,536	104	4	2.46
HALL, GLENN	32	19	5	5	1,664	66	2	2.38

LEADERSHIP
PLAYERS
2018-19
OPPONENTS
TRADITION
RECORDS
PLAYOFFS
HISTORY
MINORS
MEDIA

32-26-16, 80 POINTS, 4TH EAST DIVISION

PLAYER	GP	G	A	PTS	PIM
MIKITA, STAN	72	40	47	87	14
HULL, BOBBY	71	44	31	75	39
WHARRAM, KEN	74	27	42	69	18
MOHNS, DOUG	65	24	29	53	53
STAPLETON, PAT	67	4	34	38	34
PILOTE, PIERRE	74	1	36	37	69
NESTERENKO, ERIC	71	11	25	36	37
MARTIN, PIT	63	16	19	35	36
HULL, DENNIS	74	18	15	33	34
MAKI, CHICO	60	8	16	24	4
JARRETT, DOUG	74	4	19	23	48
MAROTTE, GILLES	73	0	21	21	122
MAK, WAYNE	49	5	5	10	32
TERBENCHE, PAUL	68	3	7	10	8
ORBAN, BILL	39	3	2	5	17
SCHMAUTZ, BOB	13	3	2	5	6
REID, TOM	56	0	4	4	25
GOVER, GERRY	40	1	2	3	4

PLAYER	GP	G	A	PTS	PIM
SHELTON, DOUG	5	0	1	1	2
POWIS, GEOFFREY	2	0	0	0	0
DEJORDY, DENIS	50	0	0	0	0
DRYDEN, DAVE	27	0	0	0	0
NORRIS, JACK	7	0	0	0	0

GOALIES	GP	W	L	T	MINS	GA	SO	AVG
DEJORDY, DENIS	50	21	14	14	2,981	128	4	2.71
DRYDEN, DAVE	27	9	9	2	1,268	69	1	3.27
NORRIS, JACK	7	2	3	0	334	22	1	3.95

HISTORY OF THE BLACKHAWKS

1968-69 CHICAGO BLACKHAWKS

34-33-9, 77 POINTS, 6TH EAST DIVISION

GM	DATE	OPPONENT	RESULT	SCORE	RECORD	GM	DATE	OPPONENT	RESULT	SCORE	RECORD
1	10/11	ST. LOUIS	W	4-3	1-0-0	47	01/26	LOS ANGELES	W	9-3	24-19-4
2	10/13	NY RANGERS	W	5-2	2-0-0	48	01/30	@ Philadelphia	W	12-0	25-19-4
3	10/16	MINNESOTA	W	10-4	3-0-0	49	02/01	@ Minnesota	T	5-5	25-19-5
4	10/19	@ Toronto	W	3-1	4-0-0	50	02/02	MONTREAL	L	4-6	25-20-5
5	10/20	OAKLAND	L	3-4	4-1-0	51	02/05	BOSTON	L	2-7	25-21-5
6	10/23	@ Pittsburgh	W	8-5	5-1-0	52	02/06	@ Detroit	L	1-6	25-22-5
7	10/27	@ Detroit	L	3-4	5-2-0	53	02/08	DETROIT	L	1-3	25-23-5
8	10/30	@ Los Angeles	W	4-2	6-2-0	54	02/09	TORONTO	L	3-5	25-24-5
9	11/01	@ Oakland	L	2-5	6-3-0	55	02/11	@ Boston	L	3-7	25-25-5
10	11/03	@ Boston	L	3-5	6-4-0	56	02/12	PHILADELPHIA	T	3-3	25-25-6
11	11/06	DETROIT	L	5-6	6-5-0	57	02/15	@ Philadelphia	W	3-0	26-25-6
12	11/10	NY RANGERS	L	2-4	6-6-0	58	02/16	BOSTON	W	5-1	27-25-6
13	11/13	PITTSBURGH	W	6-5	7-6-0	59	02/19	@ Oakland	L	2-5	27-26-6
14	11/14	@ Pittsburgh	W	6-4	8-6-0	60	02/20	@ Los Angeles	W	6-2	28-26-6
15	11/16	@ Toronto	L	1-3	8-7-0	61	02/22	@ Toronto	W	4-2	29-26-6
16	11/17	TORONTO	T	1-1	8-7-1	62	02/26	@ NY Rangers	L	3-5	29-27-6
17	11/20	@ Minnesota	W	2-0	9-7-1	63	02/27	@ Pittsburgh	L	3-4	29-28-6
18	11/23	@ St. Louis	L	0-1	9-8-1	64	03/02	@ Toronto	L	1-2	29-29-6
19	11/24	MINNESOTA	W	6-0	10-8-1	65	03/03	@ Minnesota	W	6-1	30-29-6
20	11/27	@ NY Rangers	W	4-2	11-8-1	66	03/05	NY RANGERS	T	4-4	30-29-7
21	11/28	PITTSBURGH	L	2-3	11-9-1	67	03/12	OAKLAND	L	1-4	30-30-7
22	12/01	MONTREAL	L	1-3	11-10-1	68	03/15	@ Montreal	L	1-3	30-31-7
23	12/04	@ St. Louis	T	3-3	11-10-2	69	03/16	PHILADELPHIA	W	6-2	31-31-7
24	12/07	@ Montreal	L	3-6	11-11-2	70	03/19	MONTREAL	L	2-5	31-32-7
25	12/08	BOSTON	W	7-4	12-11-2	71	03/20	@ Boston	T	5-5	31-32-8
26	12/11	ST. LOUIS	W	6-3	13-11-2	72	03/22	BOSTON	L	3-5	31-33-8
27	12/14	@ Boston	L	5-10	13-12-2	73	03/23	TORONTO	W	4-1	32-33-8
28	12/15	OAKLAND	W	7-4	14-12-2	74	03/26	NY RANGERS	W	6-4	33-33-8
29	12/18	@ NY Rangers	W	3-1	15-12-2	75	03/29	@ Detroit	T	1-1	33-33-9
30	12/19	@ Detroit	W	2-0	16-12-2	76	03/30	DETROIT	W	9-5	34-33-9
31	12/22	PITTSBURGH	W	3-1	17-12-2						
32	12/25	TORONTO	L	3-4	17-13-2						
33	12/28	@ Minnesota	W	5-2	18-13-2						
34	12/29	LOS ANGELES	W	4-1	19-13-2						
35	01/01	DETROIT	W	4-1	20-13-2						
36	01/02	@ Philadelphia	T	2-2	20-13-3						
37	01/04	@ Montreal	W	6-3	21-13-3						
38	01/05	MONTREAL	L	2-4	21-14-3						
39	01/08	ST. LOUIS	W	3-1	22-14-3						
40	01/11	@ St. Louis	L	1-6	22-15-3						
41	01/12	LOS ANGELES	W	4-2	23-15-3						
42	01/15	@ Oakland	L	3-4	23-16-3						
43	01/16	@ Los Angeles	L	2-3	23-17-3						
44	01/18	@ Montreal	L	1-3	23-18-3						
45	01/23	PHILADELPHIA	T	2-2	23-18-4						
46	01/25	@ NY Rangers	L	0-3	23-19-4						

PLAYER	GP	G	A	PTS	PIM	PLAYER	GP	G	A	PTS	PIM
HULL, BOBBY	74	58	49	107	48	LEBLANC, J.P.	6	1	2	3	0
MIKITA, STAN	74	30	67	97	52	REID, TOM	30	0	3	3	12
PAPPIN, JIM	75	30	40	70	49	SHMYR, PAUL	3	1	0	1	8
WHARRAM, KEN	76	30	39	69	19	MCKAY, RAY	9	0	1	1	12
HULL, DENNIS	72	30	34	64	25	WISTE, JIM	3	0	0	0	0
MARTIN, PIT	76	23	38	61	73	MAKI, WAYNE	1	0	0	0	0
STAPLETON, PAT	75	6	50	56	44	DEJORDY, DENIS	53	0	1	1	2
MOHNS, DOUG	65	22	19	41	47	DRYDEN, DAVE	30	0	1	1	0
MAROTTE, GILLES	68	5	29	34	120	NORRIS, JACK	3	0	0	0	0
NESTERENKO, ERIC	72	15	17	32	29						
MAKI, CHCO	66	7	21	28	30						
SCHMAUTZ, BOB	63	9	7	16	37						
BOUDRIAS, ANDRE	20	4	10	14	4						
RAVLICH, MATT	60	2	12	14	57						
JARRETT, DOUG	69	0	13	13	58						
ORBAN, BILL	45	4	6	10	33						
YOUNG, HOWIE	57	3	7	10	67						
MCMAHON, JR., MIKE	20	0	8	8	6						

GOALIES	GP	W	L	T	MIN	GA	SO	AVG
DEJORDY, DENIS	53	21	22	7	2,981	156	2	3.15
DRYDEN, DAVE	30	12	11	2	1,479	79	3	3.21
NORRIS, JACK	3	1	0	0	100	10	0	6.00

LEADERSHIP
PLAYERS
2018-19
OPPONENTS
TRADITION
RECORDS
PLAYOFFS
HISTORY
MINORS
MEDIA

HISTORY OF THE BLACKHAWKS

1969-70 CHICAGO BLACKHAWKS

45-22-9, 99 POINTS, 1ST EAST DIVISION

	GM	DATE	OPPONENT	RESULT	SCORE	RECORD	GM	DATE	OPPONENT	RESULT	SCORE	RECORD
LEADERSHIP	1	10/11	@ St. Louis	L	2-7	0-1-0	47	02/01	MINNESOTA	W	7-4	24-17-6
	2	10/12	OAKLAND	L	1-2	0-2-0	48	02/04	BOSTON	W	8-4	25-17-6
	3	10/15	DETROIT	L	1-4	0-3-0	49	02/07	PHILADELPHIA	T	4-4	25-17-7
	4	10/18	@ Toronto	L	1-4	0-4-0	50	02/08	MONTREAL	L	2-3	25-18-7
PLAYERS	5	10/19	MINNESOTA	L	1-4	0-5-0	51	02/11	PITTSBURGH	W	7-1	26-18-7
	6	10/22	@ NY Rangers	T	1-1	0-5-1	52	02/14	@ Minnesota	W	5-2	27-18-7
	7	10/25	@ Montreal	W	5-0	1-5-1	53	02/15	TORONTO	W	6-4	28-18-7
	8	10/29	@ Oakland	L	1-3	1-6-1	54	02/18	@ St. Louis	L	2-5	28-19-7
2019-19	9	11/01	@ Los Angeles	W	4-1	2-6-1	55	02/19	MINNESOTA	W	3-2	29-19-7
	10	11/05	NY RANGERS	W	3-1	3-6-1	56	02/21	NY RANGERS	W	4-2	30-19-7
	11	11/08	@ Pittsburgh	W	4-1	4-6-1	57	02/22	BOSTON	W	6-3	31-19-7
	12	11/09	TORONTO	W	9-0	5-6-1	58	02/26	@ Philadelphia	W	3-2	32-19-7
OPPONENTS	13	11/15	OAKLAND	W	3-2	6-6-1	59	02/28	@ Boston	L	0-3	32-20-7
	14	11/16	MONTREAL	W	1-0	7-6-1	60	03/01	@ NY Rangers	W	3-1	33-20-7
	15	11/19	NY RANGERS	T	1-1	7-6-2	61	03/03	@ Los Angeles	W	3-1	34-20-7
	16	11/21	BOSTON	T	2-2	7-6-3	62	03/06	@ Oakland	W	3-2	35-20-7
TRADITION	17	11/23	PITTSBURGH	W	3-2	8-6-3	63	03/08	@ Philadelphia	W	3-2	36-20-7
	18	11/26	LOS ANGELES	W	6-0	9-6-3	64	03/11	BOSTON	T	0-0	36-20-8
	19	11/29	@ Detroit	L	4-5	9-7-3	65	03/14	NY RANGERS	W	7-4	37-20-8
	20	11/30	ST. LOUIS	W	3-1	10-7-3	66	03/15	LOS ANGELES	W	5-2	38-20-8
RECORDS	21	12/03	@ NY Rangers	T	3-3	10-7-4	67	03/18	@ Toronto	W	7-4	39-20-8
	22	12/04	MONTREAL	L	0-1	10-8-4	68	03/19	@ Boston	L	1-3	39-21-8
	23	12/06	@ Boston	L	1-6	10-9-4	69	03/21	@ Pittsburgh	W	5-3	40-21-8
	24	12/07	DETROIT	W	5-1	11-9-4	70	03/22	ST. LOUIS	W	1-0	41-21-8
PLAYOFFS	25	12/10	@ Minnesota	L	5-8	11-10-4	71	03/26	@ Detroit	W	1-0	42-21-8
	26	12/13	@ Montreal	L	1-4	11-11-4	72	03/28	@ Toronto	T	1-1	42-21-9
	27	12/14	PHILADELPHIA	W	4-1	12-11-4	73	03/29	TORONTO	W	4-0	43-22-9
	28	12/17	@ Los Angeles	L	1-3	12-12-4	74	04/01	DETROIT	L	2-5	43-23-9
HISTORY	29	12/19	@ Oakland	W	4-0	13-12-4	75	04/04	@ Montreal	W	4-1	44-23-9
	30	12/21	ST. LOUIS	W	4-0	14-12-4	76	04/05	MONTREAL	W	10-2	45-22-9
	31	12/25	@ Minnesota	T	4-4	14-12-5						
	32	12/27	@ Pittsburgh	W	3-0	15-12-5						
MINORS	33	12/31	@ NY Rangers	L	1-2	15-13-5						
	34	01/03	@ Toronto	L	2-6	15-14-5						
	35	01/04	@ Detroit	L	0-4	15-15-5						
	36	01/07	DETROIT	W	7-0	16-15-5						
MEDIA	37	01/10	@ St. Louis	W	6-2	17-15-5						
	38	01/11	LOS ANGELES	W	3-1	18-15-5						
	39	01/14	PITTSBURGH	W	5-0	19-15-5						
	40	01/17	@ Boston	W	1-0	20-15-5						
	41	01/18	OAKLAND	W	3-1	21-15-5						
	42	01/22	@ Detroit	W	4-3	22-15-5						
	43	01/24	@ Montreal	L	1-4	22-16-5						
	44	01/25	TORONTO	L	2-3	22-17-5						
	45	01/28	PHILADELPHIA	T	2-2	22-17-6						
	46	01/31	@ Philadelphia	W	5-0	23-17-6						

PLAYER	GP	G	A	PTS	PIM	PLAYER	GP	G	A	PTS	PIM
MIKITA, STAN	76	39	47	86	50	SHMYR, PAUL	24	0	4	4	26
HULL, BOBBY	61	38	29	67	8	UBRIACO, GENE	22	1	1	2	2
MARTIN, PIT	73	30	33	63	61	CAMPBELL, BRYAN	15	1	1	2	2
PAPPIN, JIM	66	28	25	53	68	MCKAY, RAY	17	0	0	0	23
HULL, DENNIS	76	17	35	52	31	CAFFERY, TERRY	6	0	0	0	0
STAPLETON, PAT	49	4	38	42	28	ESPOSITO, TONY	63	0	2	2	2
PINDER, GERRY	75	19	20	39	41	DESJARDINS, GERRY	4	0	1	1	0
ANGOTTI, LOU	70	12	26	38	25	DEJORDY, DENIS	10	0	0	0	0
KOROLL, CLIFF	73	18	19	37	44						
NESTERENKO, ERIC	67	16	18	34	26						
MAKL, CHKO	75	10	24	34	27						
MOHNS, DOUG	66	6	27	33	46						
JARRETT, DOUG	72	4	20	24	78						
MAGNUSON, KEITH	76	0	24	24	213						
MAROTTE, GILLES	51	5	13	18	52						
WISTE, JIM	26	0	8	8	8						
MENARD, HOWIE	19	2	3	5	8						
WHITE, BILL	21	0	5	5	18						

GOALIES	GP	W	L	T	MIN	GA	SO	AVG
ESPOSITO, TONY	63	38	17	8	3,763	136	15	2.17
DEJORDY, DENIS	11	3	5	1	557	25	0	2.70
DESJARDINS, GERRY	4	4	0	0	240	8	0	2.00

HISTORY OF THE BLACKHAWKS

1970-71 CHICAGO BLACKHAWKS

49-20-9, 107 POINTS, 1ST WEST DIVISION

GM	DATE	OPPONENT	RESULT	SCORE	RECORD	GM	DATE	OPPONENT	RESULT	SCORE	RECORD
1	10/11	CALIFORNIA	W	5-1	1-0-0	48	01/28	PITTSBURGH	W	4-1	32-10-6
2	10/14	VANCOUVER	W	8-2	2-0-0	49	01/30	@ Pittsburgh	L	1-3	32-11-6
3	10/15	@ Detroit	W	2-1	3-0-0	50	01/31	MONTREAL	W	4-1	33-11-6
4	10/17	@ Montreal	L	2-6	3-1-0	51	02/03	@ NY Rangers	W	4-2	34-11-6
5	10/18	ST. LOUIS	T	2-2	3-1-1	52	02/04	@ Philadelphia	L	2-6	34-12-6
6	10/22	@ Boston	T	3-3	3-1-2	53	02/06	@ Minnesota	W	6-2	35-12-6
7	10/24	@ Toronto	W	1-0	4-1-2	54	02/07	PITTSBURGH	W	1-0	36-12-6
8	10/25	@ Buffalo	W	4-0	5-1-2	55	02/10	TORONTO	L	2-3	36-13-6
9	10/28	@ Minnesota	L	1-2	5-2-2	56	02/13	@ Pittsburgh	L	4-5	36-14-6
10	10/31	@ Pittsburgh	W	5-2	6-2-2	57	02/14	VANCOUVER	W	3-1	37-14-6
11	11/01	@ NY Rangers	L	2-5	6-3-2	58	02/17	BUFFALO	W	5-1	38-14-6
12	11/04	DETROIT	W	4-2	7-3-2	59	02/20	@ Montreal	L	1-7	38-15-6
13	11/07	@ Philadelphia	T	1-1	7-3-3	60	02/21	LOS ANGELES	W	7-5	39-15-6
14	11/08	MINNESOTA	T	3-3	7-3-4	61	02/26	@ California	W	3-1	40-15-6
15	11/11	PHILADELPHIA	W	7-1	8-3-4	62	02/27	@ Los Angeles	W	4-1	41-15-6
16	11/14	NY RANGERS	W	2-1	9-3-4	63	03/03	@ St. Louis	W	5-1	42-15-6
17	11/15	VANCOUVER	W	4-2	10-3-4	64	03/05	@ Buffalo	T	2-2	42-15-7
18	11/21	@ St. Louis	T	3-3	10-3-5	65	03/06	@ Toronto	T	2-2	42-15-8
19	11/22	CALIFORNIA	W	9-0	11-3-5	66	03/10	NY RANGERS	L	2-4	42-16-8
20	11/25	MONTREAL	W	5-3	12-3-5	67	03/13	@ Montreal	W	4-1	43-16-8
21	11/26	@ Boston	L	2-3	12-4-5	68	03/14	ST. LOUIS	T	4-4	43-16-9
22	11/28	PHILADELPHIA	W	3-1	13-4-5	69	03/16	@ Vancouver	W	7-4	44-16-9
23	11/29	LOS ANGELES	W	5-3	14-4-5	70	03/18	@ Los Angeles	L	2-3	44-17-9
24	12/02	BOSTON	W	4-3	15-4-5	71	03/19	@ California	W	5-2	45-17-9
25	12/05	@ Minnesota	W	4-1	16-4-5	72	03/21	DETROIT	W	2-0	46-17-9
26	12/06	TORONTO	W	6-2	17-4-5	73	03/24	BOSTON	W	2-1	47-17-9
27	12/09	BUFFALO	W	6-1	18-4-5	74	03/27	PHILADELPHIA	W	3-1	48-17-9
28	12/12	@ Toronto	L	1-2	18-5-5	75	03/28	MONTREAL	L	1-2	48-18-9
29	12/13	MINNESOTA	W	5-2	19-5-5	76	03/31	@ NY Rangers	L	2-4	48-19-9
30	12/16	ST. LOUIS	W	8-3	20-5-5	77	04/03	@ Detroit	W	4-1	49-19-9
31	12/20	PITTSBURGH	W	2-1	21-5-5	78	04/04	TORONTO	L	2-3	49-20-9
32	12/22	@ California	L	2-5	21-6-5						
33	12/23	@ Los Angeles	W	6-4	22-6-5						
34	12/26	@ Vancouver	W	4-2	23-6-5						
35	12/31	@ Detroit	W	8-3	24-6-5						
36	01/02	@ Philadelphia	W	3-1	25-6-5						
37	01/03	@ Buffalo	W	5-3	26-6-5						
38	01/06	LOS ANGELES	L	2-4	26-7-5						
39	01/09	BOSTON	W	4-3	27-7-5						
40	01/10	MINNESOTA	L	2-3	27-8-5						
41	01/13	BUFFALO	W	4-2	28-8-5						
42	01/16	@ St. Louis	L	2-3	28-9-5						
43	01/17	NY RANGERS	W	4-3	29-9-5						
44	01/21	DETROIT	W	2-0	30-9-5						
45	01/23	@ Boston	L	2-6	30-10-5						
46	01/24	CALIFORNIA	W	5-3	31-10-5						
47	01/26	@ Vancouver	T	3-3	31-10-6						

PLAYER	GP	G	A	PTS	PIM	PLAYER	GP	G	A	PTS	PIM
HULL, BOBBY	78	44	52	96	32	O'SHEA, DANNY	18	4	7	11	10
MIKITA, STAN	74	24	48	72	85	MOHNS, DOUG	38	4	6	10	16
HULL, DENNIS	78	40	26	66	16	ROMANCHYCH, LARRY	10	0	2	2	2
MARTIN, PIT	62	22	33	55	40	FOLEY, RICK	2	0	1	1	8
CAMPBELL, BRYAN	78	17	37	54	26	MCKAY, RAY	2	0	0	0	0
STAPLETON, PAT	76	7	44	51	30	ESPOSITO, TONY	57	0	1	1	4
KOROLL, CLIFF	72	16	34	50	85	DESJARDINS, GERRY	22	0	0	0	6
MAKI, CHICO	72	22	26	48	18	MELOCHE, GILLES	2	0	0	0	0
PAPPIN, JIM	58	22	23	45	40	BROWN, KEN	1	0	0	0	0
PINDER, GERRY	74	13	18	31	35						
MALONEY, DAN	74	12	14	26	174						
ANGOTTI, LOU	65	9	16	25	19						
WHITE, BILL	67	4	21	25	64						
NESTERENKO, ERIC	76	8	15	23	28						
MAGNUSON, KEITH	76	3	20	23	289						
KORAB, JERRY	46	4	14	18	152						
SHMYR, PAUL	57	1	12	13	41						
JARRETT, DOUG	51	1	12	13	46						

GOALIES	GP	W	L	T	MINS	GA	SO	AVG
ESPOSITO, TONY	57	35	14	7	3,325	126	6	2.27
DESJARDINS, GERRY	22	12	6	2	1,217	49	0	2.42
MELOCHE, GILLES	2	2	0	0	120	6	0	3.00
BROWN, KEN	1	0	0	0	18	1	0	3.37

LEADERSHIP
PLAYERS
2018-19
OPPONENTS
TRADITION
RECORDS
PLAYOFFS
HISTORY
MINORS
MEDIA

HISTORY OF THE BLACKHAWKS

1971-72 CHICAGO BLACKHAWKS

46-17-15, 107 POINTS, 1ST WEST DIVISION

	GM	DATE	OPPONENT	RESULT	SCORE	RECORD	GM	DATE	OPPONENT	RESULT	SCORE	RECORD
LEADERSHIP	1	10/09	@ St. Louis	W	4-2	1-0-0	48	01/29	@ Pittsburgh	W	4-2	33-10-5
	2	10/10	DETROIT	W	2-1	2-0-0	49	01/30	DETROIT	W	4-2	34-10-5
	3	10/13	ST. LOUIS	W	1-0	3-0-0	50	02/01	@ Los Angeles	L	4-7	34-11-5
	4	10/16	@ Minnesota	W	3-2	4-0-0	51	02/04	@ Vancouver	W	6-2	35-11-5
PLAYERS	5	10/17	LOS ANGELES	W	4-0	5-0-0	52	02/06	MINNESOTA	W	5-0	36-11-5
	6	10/20	@ NY Rangers	L	1-3	5-1-0	53	02/09	@ NY Rangers	L	1-4	36-12-5
	7	10/21	@ Buffalo	W	5-2	6-1-0	54	02/10	@ Montreal	L	1-7	36-13-5
	8	10/23	@ Pittsburgh	W	5-2	7-1-0	55	02/12	@ Detroit	T	3-3	36-13-6
2018-19	9	10/24	@ Philadelphia	L	1-2	7-2-0	56	02/13	TORONTO	W	3-1	37-13-6
	10	10/26	@ Detroit	W	5-2	8-2-0	57	02/15	@ St. Louis	W	3-2	38-13-6
	11	10/30	@ Los Angeles	W	5-1	9-2-0	58	02/16	PHILADELPHIA	T	3-3	38-13-7
	12	10/31	@ Vancouver	L	2-6	9-3-0	59	02/20	BOSTON	L	1-3	38-14-7
OPPONENTS	13	11/03	PHILADELPHIA	W	3-0	10-3-0	60	02/23	BUFFALO	L	1-2	38-15-7
	14	11/06	@ Montreal	L	1-2	10-4-0	61	02/24	@ Buffalo	L	3-5	38-16-7
	15	11/07	PITTSBURGH	W	4-1	11-4-0	62	02/26	CALIFORNIA	W	3-0	39-16-7
	16	11/07	BOSTON	W	3-1	12-4-0	63	02/27	VANCOUVER	T	3-3	39-16-8
TRAITION	17	11/14	CALIFORNIA	W	4-1	13-4-0	64	03/01	@ Los Angeles	W	6-4	40-16-8
	18	11/17	VANCOUVER	W	3-0	14-4-0	65	03/03	@ California	T	4-4	40-16-9
	19	11/20	@ Boston	L	1-2	14-5-0	66	03/05	@ Minnesota	L	1-2	40-17-9
	20	11/21	PITTSBURGH	W	7-3	15-5-0	67	03/08	@ NY Rangers	T	3-3	40-17-10
RECORDS	21	11/24	MONTREAL	T	3-3	15-5-1	68	03/11	@ Montreal	T	1-1	40-17-11
	22	11/27	@ Toronto	T	3-3	15-5-2	69	03/12	@ Detroit	W	3-2	41-17-11
	23	11/28	TORONTO	W	4-1	16-5-2	70	03/15	NY RANGERS	W	3-1	42-17-11
	24	11/30	@ Vancouver	L	2-4	16-6-2	71	03/18	@ Toronto	T	2-2	42-17-12
PLAYOFFS	25	12/03	@ California	L	1-2	16-7-2	72	03/19	BUFFALO	T	3-3	42-17-13
	26	12/05	LOS ANGELES	W	7-0	17-7-2	73	03/23	@ Philadelphia	W	4-2	43-17-13
	27	12/08	NY RANGERS	T	2-2	17-7-3	74	03/25	@ Boston	T	5-5	43-17-14
	28	12/09	@ Buffalo	W	3-1	18-7-3	75	03/26	ST. LOUIS	W	4-0	44-17-14
HISTORY	29	12/11	@ Toronto	W	3-1	19-7-3	76	03/29	MONTREAL	T	5-5	44-17-15
	30	12/12	MINNESOTA	W	5-3	20-7-3	77	04/01	@ St. Louis	W	2-0	45-17-15
	31	12/15	BUFFALO	W	2-1	21-7-3	78	04/02	DETROIT	W	6-1	46-17-15
	32	12/18	@ Minnesota	W	4-1	22-7-3						
MINORS	33	12/19	ST. LOUIS	W	2-0	23-7-3						
	34	12/22	@ California	W	4-1	24-7-3						
	35	12/26	LOS ANGELES	W	6-3	25-7-3						
	36	12/29	BOSTON	L	1-5	25-8-3						
MEDIA	37	01/02	PHILADELPHIA	W	6-2	26-8-3						
	38	01/05	PITTSBURGH	T	3-3	26-8-4						
	39	01/08	@ Pittsburgh	W	4-0	27-8-4						
	40	01/09	MONTREAL	W	5-2	28-8-4						
	41	01/12	NY RANGERS	T	5-5	28-8-5						
	42	01/15	@ Boston	L	2-4	28-9-5						
	43	01/16	MINNESOTA	W	3-2	29-9-5						
	44	01/19	CALIFORNIA	W	2-0	30-9-5						
	45	01/20	@ Philadelphia	L	2-3	30-10-5						
	46	01/23	TORONTO	W	4-0	31-10-5						
	47	01/27	VANCOUVER	W	4-0	32-10-5						

PLAYER	GP	G	A	PTS	PIM	PLAYER	GP	G	A	PTS	PIM
HULL, BOBBY	78	50	45	95	24	LACROIX, ANDRE	51	4	7	11	6
MARTIN, PIT	78	24	51	75	56	BORDELEAU, J.P.	3	0	2	2	2
HULL, DENNIS	78	30	39	69	10	ESPOSITO, TONY	48	0	1	1	2
MINKTA, STAN	74	26	39	65	46	SMITH, GARY	28	0	0	0	0
PAPPIN, JIM	64	27	21	48	38	DESJARDINS, GERRY	6	0	0	0	0
MAKI, CHICO	62	13	34	47	22						
KOROLL, CLIFF	76	22	23	45	51						
STAPLETON, PAT	78	3	38	41	45						
WHITE, BILL	76	7	22	29	58						
JARRETT, DOUG	78	6	23	29	68						
MAGNUSON, KEITH	74	2	19	21	201						
CAMPBELL, BRIAN	75	5	13	18	22						
O'SHEA, DANNY	48	6	9	15	28						
ANGOTTI, LOU	65	5	10	15	23						
KORAB, JERRY	73	9	5	14	95						
BORDELEAU, CHRIS	25	6	8	14	6						
NESTERENKO, ERIC	38	4	8	12	27						
MAGGS, DARRYL	59	7	4	11	4						

GOALIES	GP	W	L	T	MIN	GA	SO	AVG
ESPOSITO, TONY	48	31	10	6	2,780	82	9	1.77
SMITH, GARY	28	14	5	6	1,540	62	5	2.42
DESJARDINS, GERRY	6	1	2	3	360	21	0	3.51

HISTORY OF THE BLACKHAWKS

1972-73 CHICAGO BLACKHAWKS

42-27-9, 93 POINTS, 1ST WEST DIVISION

GM	DATE	OPPONENT	RESULT	SCORE	RECORD	GM	DATE	OPPONENT	RESULT	SCORE	RECORD
1	10/07	@ Toronto	W	3-1	1-0-0	48	01/24	VANCOUVER	T	3-3	26-17-5
2	10/08	NY RANGERS	W	5-1	2-0-0	49	01/27	@ Boston	W	4-2	27-17-5
3	10/11	ATLANTA	W	4-1	3-0-0	50	01/28	MINNESOTA	W	5-1	28-17-5
4	10/14	@ St. Louis	W	4-2	4-0-0	51	02/01	@ NY Islanders	W	5-3	29-17-5
5	10/15	ST. LOUIS	L	1-3	4-1-0	52	02/03	@ Philadelphia	T	2-2	29-17-6
6	10/17	@ Vancouver	L	3-6	4-2-0	53	02/04	ST. LOUIS	W	5-2	30-17-6
7	10/21	@ Los Angeles	L	1-3	4-3-0	54	02/07	BUFFALO	W	2-1	31-17-6
8	10/22	@ California	W	4-2	5-3-0	55	02/09	@ Atlanta	W	4-3	32-17-6
9	10/26	@ Boston	W	6-3	6-3-0	56	02/11	PHILADELPHIA	W	7-2	33-17-6
10	10/28	@ NY Islanders	T	4-4	6-3-1	57	02/14	NY ISLANDERS	W	4-2	34-17-6
11	10/29	@ NY Rangers	L	1-7	6-4-1	58	02/17	@ St. Louis	L	3-4	34-18-6
12	11/01	NY RANGERS	L	2-3	6-5-1	59	02/18	BOSTON	L	1-4	34-19-6
13	11/04	@ Minnesota	L	3-5	6-6-1	60	02/21	MONTREAL	L	2-4	34-20-6
14	11/05	CALIFORNIA	T	3-3	6-6-2	61	02/24	@ Pittsburgh	L	0-2	34-21-6
15	11/08	NY ISLANDERS	W	6-1	7-6-2	62	02/25	ATLANTA	W	4-2	35-21-6
16	11/09	@ Philadelphia	L	3-5	7-7-2	63	02/27	@ NY Islanders	W	5-3	36-21-6
17	11/12	DETROIT	W	5-1	8-7-2	64	02/28	@ NY Rangers	T	3-3	36-21-7
18	11/18	@ Montreal	W	5-3	9-7-2	65	03/03	@ Toronto	T	3-3	36-21-8
19	11/19	MINNESOTA	L	1-5	9-8-2	66	03/04	@ Boston	L	0-4	36-22-8
20	11/22	VANCOUVER	W	5-2	10-8-2	67	03/08	@ Los Angeles	L	1-4	36-23-8
21	11/25	@ St. Louis	W	4-2	11-8-2	68	03/10	@ Vancouver	W	4-2	37-23-8
22	11/26	MONTREAL	W	3-2	12-8-2	69	03/11	@ California	W	5-1	38-23-8
23	11/29	DETROIT	W	8-3	13-8-2	70	03/14	NY RANGERS	W	4-2	39-23-8
24	12/02	@ Pittsburgh	L	2-3	13-9-2	71	03/17	@ Atlanta	L	2-3	39-24-8
25	12/03	PITTSBURGH	W	4-2	14-9-2	72	03/18	DETROIT	L	0-2	39-25-8
26	12/06	LOS ANGELES	W	6-0	15-9-2	73	03/21	BUFFALO	W	6-2	40-25-8
27	12/10	MINNESOTA	W	5-1	16-9-2	74	03/24	ATLANTA	W	7-0	41-25-8
28	12/12	@ Vancouver	W	5-1	17-9-2	75	03/25	MONTREAL	W	6-5	42-25-8
29	12/13	@ Los Angeles	L	1-3	17-10-2	76	03/28	@ Montreal	L	3-4	42-26-8
30	12/15	@ California	W	9-4	18-10-2	77	03/31	@ Detroit	L	2-4	42-27-8
31	12/17	LOS ANGELES	W	2-0	19-10-2	78	04/01	TORONTO	T	4-4	42-27-9
32	12/20	PHILADELPHIA	W	4-1	20-10-2						
33	12/23	@ Toronto	L	3-5	20-11-2						
34	12/24	TORONTO	W	5-1	21-11-2						
35	12/27	ST. LOUIS	L	3-5	21-12-2						
36	12/28	@ Buffalo	L	2-8	21-13-2						
37	12/31	BUFFALO	W	4-2	22-13-2						
38	01/03	PITTSBURGH	L	3-5	22-14-2						
39	01/06	@ Minnesota	W	2-0	23-14-2						
40	01/07	BOSTON	W	5-4	24-14-2						
41	01/10	@ Atlanta	L	2-5	24-15-2						
42	01/13	PHILADELPHIA	L	2-3	24-16-2						
43	01/14	CALIFORNIA	T	6-6	24-16-3						
44	01/17	@ Detroit	W	6-4	25-16-3						
45	01/18	@ Buffalo	L	1-5	25-17-3						
46	01/20	@ Minnesota	T	3-3	25-17-4						
47	01/21	PITTSBURGH	W	9-3	26-17-4						

PLAYER	GP	G	A	PTS	PIM
PAPPIN, JIM	76	41	51	92	82
HULL, DENNIS	78	39	51	90	27
MARTIN, PIT	78	29	61	90	30
MIKITA, STAN	57	27	56	83	32
KOROLL, CLIFF	77	33	24	57	38
WHITE, BILL	72	9	38	47	80
ANGOTTI, LOU	77	15	22	37	26
MAKI, CHICO	77	13	19	32	10
STAPLETON, PAT	75	10	21	31	16
BORDELEAU, JEAN-PIERRE	73	15	15	30	6
MALONEY, DAN	57	13	17	30	63
REDMOND, DICK	52	9	19	28	4
KORAB, JERRY	77	12	15	27	94
RUSSELL, PHIL	76	6	19	25	156
MAGNUSON, KEITH	77	0	19	19	140
MARKS, JOHN	55	3	10	13	21
JARRETT, DOUG	49	2	11	13	18

PLAYER	GP	G	A	PTS	PIM
BACKSTROM, RALPH	16	6	3	9	2
OGELVIE, BRIAN	12	1	2	3	4
KRYSKOW, DAVE	11	1	0	1	0
LEDINGHAM, WALT	9	0	1	1	4
L'ABBE, MAURICE	5	0	1	1	0
MAGES, DARRYL	17	0	0	0	4
ESPOSITO, TONY	56	0	2	2	0
SMITH, GARY	23	0	0	0	5

GOALIES	GP	W	L	T	MIN	GA	SO	AVG
ESPOSITO, TONY	56	32	17	7	3,340	140	4	2.52
SMITH, GARY	23	10	10	2	1,340	79	0	3.54

LEADERSHIP	PLAYERS	2018-19	OPPONENTS	TRADITION	RECORDS	PLAYOFFS	HISTORY	MINORS	MEDIA
------------	---------	---------	-----------	-----------	---------	----------	---------	--------	-------

HISTORY OF THE BLACKHAWKS

1973-74 CHICAGO BLACKHAWKS

41-14-23, 105 POINTS, 2ND WEST DIVISION

	GM	DATE	OPPONENT	RESULT	SCORE	RECORD	GM	DATE	OPPONENT	RESULT	SCORE	RECORD
LEADERSHIP	1	10/10	@ Los Angeles	W	3-0	1-0-0	48	02/02	@ Pittsburgh	W	3-1	23-11-14
	2	10/12	@ California	L	2-3	1-1-0	49	02/03	ST. LOUIS	W	3-0	24-11-14
	3	10/14	MINNESOTA	T	1-1	1-1-1	50	02/06	ATLANTA	T	1-1	24-11-15
	4	10/17	VANCOUVER	W	5-0	2-1-1	51	02/08	@ Atlanta	W	3-0	25-11-15
PLAYERS	5	10/21	NY ISLANDERS	T	3-3	2-1-2	52	02/10	PITTSBURGH	W	5-3	26-11-15
	6	10/24	@ Buffalo	L	1-3	2-2-2	53	02/13	LOS ANGELES	W	4-0	27-11-15
	7	10/27	@ St. Louis	T	4-4	2-2-3	54	02/16	@ NY Islanders	W	4-0	28-11-15
	8	10/28	TORONTO	T	1-1	2-2-4	55	02/17	TORONTO	W	4-1	29-11-15
2019-19	9	11/01	@ Philadelphia	L	0-1	2-3-4	56	02/20	CALIFORNIA	W	3-0	30-11-15
	10	11/03	@ Minnesota	L	4-5	2-4-4	57	02/23	PHILADELPHIA	W	3-1	31-11-15
	11	11/04	NY RANGERS	W	4-1	3-4-4	58	02/24	PITTSBURGH	L	2-4	31-12-15
	12	11/07	@ California	T	1-1	3-4-5	59	02/27	@ Minnesota	W	3-1	32-12-15
OPPONENTS	13	11/09	@ Vancouver	W	4-0	4-4-5	60	02/28	@ Buffalo	T	2-2	32-12-16
	14	11/11	@ Los Angeles	W	3-0	5-4-5	61	03/03	@ Detroit	T	6-6	32-12-17
	15	11/14	@ NY Rangers	T	4-4	5-4-6	62	03/06	@ California	T	3-3	32-12-18
	16	11/16	@ Atlanta	W	6-1	6-4-6	63	03/07	@ Los Angeles	L	2-3	32-13-18
TRADITION	17	11/17	@ Pittsburgh	W	4-1	7-4-6	64	03/09	@ Vancouver	T	4-4	32-13-19
	18	11/21	ST. LOUIS	W	4-1	8-4-6	65	03/13	MONTREAL	T	3-3	32-13-20
	19	11/24	@ Toronto	W	3-1	9-4-6	66	03/14	@ NY Rangers	W	5-2	33-13-20
	20	11/25	MONTREAL	L	4-6	9-5-6	67	03/16	@ Montreal	W	3-1	34-13-20
RECORDS	21	11/28	BOSTON	T	3-3	9-5-7	68	03/17	ATLANTA	T	3-3	34-13-21
	22	12/01	@ Montreal	W	5-0	10-5-7	69	03/20	BUFFALO	L	2-3	34-14-21
	23	12/02	PITTSBURGH	W	2-1	11-5-7	70	03/23	@ Philadelphia	W	3-1	35-14-21
	24	12/05	@ Detroit	W	8-2	12-5-7	71	03/24	MINNESOTA	W	6-0	36-14-21
PLAYOFFS	25	12/09	MINNESOTA	W	5-3	13-5-7	72	03/27	@ Toronto	W	5-3	37-14-21
	26	12/12	PHILADELPHIA	T	2-2	13-5-8	73	03/28	@ Buffalo	T	2-2	37-14-22
	27	12/15	@ NY Islanders	T	3-3	13-5-9	74	03/30	@ Detroit	W	2-1	38-14-22
	28	12/16	@ NY Rangers	W	6-1	14-5-9	75	03/31	ST. LOUIS	T	2-2	38-14-23
HISTORY	29	12/19	BUFFALO	T	2-2	15-5-10	76	04/03	BOSTON	W	6-2	39-14-23
	30	12/22	@ Philadelphia	L	2-4	16-6-10	77	04/06	@ St. Louis	W	6-3	40-14-23
	31	12/25	VANCOUVER	W	6-2	16-6-10	78	04/07	DETROIT	W	7-4	41-14-23
	32	12/26	LOS ANGELES	T	3-3	16-6-11						
MINORS	33	12/29	@ Pittsburgh	W	4-2	17-6-11						
	34	12/30	TORONTO	L	3-4	16-7-11						
	35	01/02	NY ISLANDERS	W	5-1	17-7-11						
	36	01/03	@ Atlanta	L	2-3	17-8-11						
MEDIA	37	01/06	CALIFORNIA	W	9-4	18-8-11						
	38	01/09	LOS ANGELES	T	4-4	18-8-12						
	39	01/10	@ Boston	T	2-2	18-8-13						
	40	01/13	DETROIT	W	4-1	19-8-13						
	41	01/16	BOSTON	T	5-5	19-8-14						
	42	01/19	NY RANGERS	L	2-3	19-9-14						
	43	01/20	VANCOUVER	W	7-2	20-9-14						
	44	01/24	@ Boston	W	2-1	21-9-14						
	45	01/26	@ Montreal	L	1-4	21-10-14						
	46	01/27	NY ISLANDERS	L	2-4	21-11-14						
	47	01/31	CALIFORNIA	W	2-1	22-11-14						

PLAYER	GP	G	A	PTS	PIM	PLAYER	GP	G	A	PTS	PIM
MIKITA, STAN	76	30	50	80	46	FRIG, LEN	66	4	10	14	35
MARTIN, PIT	78	30	47	77	43	MAGNUSON, KEITH	57	2	11	13	105
PAPPIN, JIM	78	32	41	73	76	DONALDSON, GARY	1	0	0	0	0
HULL, DENNIS	74	29	39	68	15	PALMER, ROB	1	0	0	0	0
REDMOND, DICK	76	17	42	59	69	ESPOSITO, TONY	70	0	1	1	0
KOROLU, CLIFF	78	21	25	46	32	VEISOR, MIKE	10	0	1	1	0
WHITE, BILL	69	5	31	36	52						
RUSSELL, PHIL	75	10	25	35	184						
MAKI, CHICO	69	9	26	35	12						
TALLON, DALE	65	15	19	34	36						
ROTA, DARCY	74	21	12	33	58						
MARKS, JOHN	76	13	18	31	22						
POWIS, LYNN	57	8	13	21	6						
BORDELEAU, JEAN-PIERRE	64	11	9	20	11						
KRYSKOW, DAVE	72	7	12	19	22						
GAGNON, GERMAIN	14	3	14	17	4						
JARRETT, DOUG	67	5	11	16	45						

GOALIES	GP	W	L	T	MIN	GA	SO	AVG
ESPOSITO, TONY	70	34	14	21	4,143	141	10	2.05
VEISOR, MIKE	10	7	0	2	537	20	1	2.23

HISTORY OF THE BLACKHAWKS

1974-75 CHICAGO BLACKHAWKS

37-35-8, 82 POINTS, 3RD SMYTHE DIVISION

GM	DATE	OPPONENT	RESULT	SCORE	RECORD	GM	DATE	OPPONENT	RESULT	SCORE	RECORD
1	10/09	@ Detroit	L	1-2	0-0-0	49	01/29	@ Pittsburgh	L	1-6	24-21-4
2	10/13	ATLANTA	L	3-4	0-0-0	50	02/01	NY RANGERS	L	1-4	24-22-4
3	10/16	BOSTON	W	4-0	1-2-0	51	02/02	NY ISLANDERS	T	1-1	24-22-5
4	10/17	@ Washington	L	3-4	1-3-0	52	02/04	@ Kansas City	T	3-3	24-22-6
5	10/19	@ St. Louis	W	3-1	2-3-0	53	02/05	@ Minnesota	W	2-1	25-22-6
6	10/20	MINNESOTA	W	6-0	3-3-0	54	02/07	@ Vancouver	L	1-3	25-23-6
7	10/23	WASHINGTON	W	3-2	4-3-0	55	02/09	LOS ANGELES	L	1-2	25-24-6
8	10/26	@ Toronto	W	9-3	5-3-0	56	02/12	BOSTON	W	8-3	26-24-6
9	10/27	ST. LOUIS	W	10-3	6-3-0	57	02/13	@ Philadelphia	L	1-4	26-25-6
10	10/30	@ Montreal	T	4-4	6-3-1	58	02/15	@ Montreal	L	3-12	26-26-6
11	11/02	@ Kansas City	W	4-3	7-3-1	59	02/16	MONTREAL	L	3-6	26-27-6
12	11/03	PITTSBURGH	T	3-3	7-3-2	60	02/19	@ NY Rangers	T	2-2	26-27-7
13	11/06	@ Buffalo	L	4-6	7-4-2	61	02/22	WASHINGTON	W	10-3	27-27-7
14	11/08	@ Atlanta	L	0-2	7-5-2	62	02/23	ATLANTA	W	4-0	28-27-7
15	11/12	@ Vancouver	L	0-1	7-6-2	63	02/25	@ Washington	W	6-2	29-27-7
16	12/08	@ California	L	0-2	7-7-2	64	02/28	@ Atlanta	W	4-3	30-27-7
17	11/16	@ Los Angeles	W	2-1	8-7-2	65	03/02	@ Boston	L	2-6	30-28-7
18	11/20	NY ISLANDERS	T	4-4	8-7-3	66	03/05	@ California	W	4-2	31-28-7
19	11/23	KANSAS CITY	W	6-0	9-7-3	67	03/07	@ Vancouver	L	1-2	31-29-7
20	11/27	BUFFALO	L	1-3	9-8-3	68	03/08	@ Los Angeles	W	6-1	32-29-7
21	11/30	@ Minnesota	L	3-5	9-9-3	69	03/12	ST. LOUIS	L	3-4	32-30-7
22	12/01	MINNESOTA	W	3-0	10-9-3	70	03/15	@ Minnesota	W	5-2	33-30-7
23	12/04	KANSAS CITY	W	7-3	11-9-3	71	03/16	VANCOUVER	L	3-4	33-31-7
24	12/05	@ Philadelphia	L	2-3	11-10-3	72	03/20	@ Detroit	W	6-2	34-31-7
25	12/07	NY RANGERS	L	4-7	11-11-3	73	03/22	@ NY Islanders	L	2-4	34-32-7
26	12/08	TORONTO	L	1-4	11-12-3	74	03/23	DETROIT	T	4-4	34-32-8
27	12/11	@ Atlanta	W	5-2	12-12-3	75	03/26	BUFFALO	W	5-1	35-32-8
28	12/14	@ Pittsburgh	L	3-6	12-13-3	76	03/29	PHILADELPHIA	L	2-5	35-33-8
29	12/15	VANCOUVER	W	4-2	13-13-3	77	03/30	@ Philadelphia	L	1-4	35-34-8
30	12/18	DETROIT	W	7-5	14-13-3	78	04/03	KANSAS CITY	W	6-4	36-34-8
31	12/21	@ NY Islanders	T	3-3	14-13-4	79	04/05	@ St. Louis	L	3-4	36-35-8
32	12/22	TORONTO	W	3-0	15-13-4	80	04/06	MINNESOTA	W	3-0	37-35-8
33	12/26	@ Buffalo	L	1-3	15-14-4						
34	12/28	PHILADELPHIA	W	2-1	16-14-4						
35	12/29	ST. LOUIS	W	5-2	17-14-4						
36	12/31	LOS ANGELES	L	1-3	17-15-4						
37	01/01	@ NY Rangers	L	2-6	17-16-4						
38	01/04	@ Toronto	L	3-6	17-17-4						
39	01/05	MONTREAL	L	4-6	17-18-4						
40	01/08	PITTSBURGH	W	7-5	18-18-4						
41	01/11	@ Boston	L	1-5	18-19-4						
42	01/12	NY RANGERS	W	4-2	19-19-4						
43	01/15	VANCOUVER	W	2-1	20-19-4						
44	01/18	@ Kansas City	L	1-4	20-20-4						
45	01/19	CALIFORNIA	W	3-1	21-20-4						
46	01/23	NY ISLANDERS	W	3-1	22-20-4						
47	01/25	@ St. Louis	W	4-1	23-20-4						
48	01/26	CALIFORNIA	W	3-2	24-20-4						

PLAYER	GP	G	A	PTS	PIM	PLAYER	GP	G	A	PTS	PIM
MIKITA, STAN	79	36	50	86	48	WYLIE, DUANE	6	1	3	4	2
BOLDIREV, IVAN	80	24	43	67	54	PALMER, ROB	13	0	2	2	2
PAPPIN, JIM	71	36	27	63	94	WILSON, ROGER	7	0	2	2	6
KOROLL, CLIFF	80	27	32	59	27	HOLT, RANDY	12	0	1	1	13
REDMOND, DICK	80	14	43	57	90	ESPOSITO, TONY	71	0	1	1	11
GAGNON, GERMAIN	80	16	35	51	21	VEISOR, MIKE	9	0	0	0	0
MARKS, JOHN	80	17	30	47	56	DUMAS, MICHEL	3	0	0	0	0
MARTIN, PIT	70	19	26	45	34						
ROTA, DARCY	78	22	22	44	93						
HULL, DENNIS	69	16	21	37	10						
RUSSELL, PHIL	80	5	24	29	260						
WHITE, BILL	51	4	23	27	20						
JARRETT, DOUG	79	5	21	26	66						
BORDELEAU, JEAN-PIERRE	59	7	8	15	4						
TALLON, DALE	35	5	10	15	28						
MAGNUSON, KEITH	48	2	12	14	117						
MULVEY, GRANT	74	7	4	11	36						
DAIGLE, ALAIN	52	5	4	9	6						

GOALIES	GP	W	L	T	MINS	GA	SO	AVG
ESPOSITO, TONY	71	34	30	7	4,219	193	6	2.75
VEISOR, MIKE	9	1	5	1	460	36	0	4.71
DUMAS, MICHEL	3	2	0	0	121	7	0	3.47

LEADERSHIP
PLAYERS
2018-19
OPPONENTS
TRADITION
RECORDS
PLAYOFFS
HISTORY
MINORS
MEDIA

HISTORY OF THE BLACKHAWKS

1975-76 CHICAGO BLACKHAWKS

32-30-18, 82 POINTS, 1ST SMYTHE DIVISION

	GM	DATE	OPPONENT	RESULT	SCORE	RECORD	GM	DATE	OPPONENT	RESULT	SCORE	RECORD
LEADERSHIP	1	10/08	@ NY Rangers	T	2-2	0-0-1	48	01/28	ATLANTA	W	7-3	21-11-16
	2	10/11	@ Toronto	L	1-2	0-1-1	49	01/29	@ Boston	L	3-5	21-12-16
	3	10/12	VANCOUVER	W	3-0	1-1-1	50	01/31	@ Detroit	L	1-2	21-13-16
	4	10/15	DETROIT	T	4-4	1-1-2	51	02/01	VANCOUVER	L	2-3	21-14-16
PLAYERS	5	10/16	@ Buffalo	L	1-7	1-2-2	52	02/04	@ Montreal	L	3-8	21-15-16
	6	10/18	@ Minnesota	W	3-1	2-2-2	53	02/06	@ Atlanta	W	2-1	22-15-16
	7	10/19	MINNESOTA	W	3-2	3-2-2	54	02/08	WASHINGTON	W	4-2	23-15-16
	8	10/22	LOS ANGELES	L	3-5	3-3-2	55	02/11	LOS ANGELES	L	4-7	23-16-16
2019-19	9	10/25	@ Kansas City	W	4-0	4-3-2	56	02/14	@ Kansas City	W	5-4	24-16-16
	10	10/26	WASHINGTON	L	5-7	4-4-2	57	02/15	BOSTON	L	1-4	24-17-16
	11	10/29	MONTREAL	W	2-1	5-4-2	58	02/18	BUFFALO	T	4-4	24-17-17
	12	11/01	@ Detroit	W	3-1	6-4-2	59	02/21	@ Pittsburgh	L	1-10	24-18-17
OPPONENTS	13	11/02	VANCOUVER	W	6-1	7-4-2	60	02/22	CALIFORNIA	L	2-5	24-19-17
	14	11/05	PHILADELPHIA	T	4-4	7-4-3	61	02/24	@ Vancouver	W	4-1	25-19-17
	15	11/08	@ Pittsburgh	W	7-5	8-4-3	62	02/26	@ Los Angeles	W	6-2	26-19-17
	16	11/09	MINNESOTA	W	3-0	9-4-3	63	02/28	@ NY Islanders	L	1-4	26-20-17
TRADITION	17	11/12	@ NY Rangers	T	4-4	9-4-4	64	02/29	@ Washington	L	1-4	26-21-17
	18	11/13	@ Philadelphia	T	5-5	9-4-5	65	03/04	@ Buffalo	L	3-6	26-22-17
	19	11/15	@ Montreal	T	4-4	9-4-6	66	03/06	@ St. Louis	L	4-7	26-23-17
	20	11/19	@ Los Angeles	W	4-2	10-4-6	67	03/10	MONTREAL	L	1-5	26-24-17
RECORDS	21	11/22	@ Vancouver	T	1-1	10-4-7	68	03/13	@ Minnesota	W	4-1	27-24-17
	22	11/26	TORONTO	T	4-4	10-4-8	69	03/14	NY ISLANDERS	L	3-5	27-25-17
	23	11/29	BOSTON	T	4-4	10-4-9	70	03/16	@ Kansas City	W	6-3	28-25-17
	24	11/30	KANSAS CITY	T	1-1	10-4-10	71	03/17	TORONTO	W	6-5	29-25-17
PLAYOFFS	25	12/03	PITTSBURGH	T	3-3	10-4-11	72	03/20	@ NY Islanders	L	2-4	29-26-17
	26	12/04	@ Philadelphia	L	2-5	10-5-11	73	03/21	DETROIT	L	0-6	29-27-17
	27	12/07	ATLANTA	L	0-2	10-6-11	74	03/24	ATLANTA	L	2-7	29-28-17
	28	12/10	@ Washington	W	7-2	11-6-11	75	03/25	@ Boston	L	2-4	29-29-17
HISTORY	29	12/13	@ Minnesota	L	1-2	11-7-11	76	03/27	NY RANGERS	L	5-6	29-30-17
	30	12/14	ST. LOUIS	L	3-4	11-8-11	77	03/28	MINNESOTA	W	5-3	30-30-17
	31	12/17	PHILADELPHIA	L	2-4	11-9-11	78	03/31	KANSAS CITY	W	6-3	31-30-17
	32	12/19	@ California	L	2-5	11-10-11	79	04/03	@ St. Louis	T	3-3	31-30-18
MINORS	33	12/21	NY ISLANDERS	W	5-2	12-10-11	80	04/04	ST. LOUIS	W	7-2	32-30-18
	34	12/23	ST. LOUIS	W	4-1	13-10-11						
	35	12/27	@ Toronto	W	4-1	14-10-11						
	36	12/28	BUFFALO	T	2-2	14-10-12						
MEDIA	37	12/30	CALIFORNIA	W	5-3	15-10-12						
	38	01/03	@ NY Islanders	T	1-1	15-10-13						
	39	01/04	PITTSBURGH	W	5-3	16-10-13						
	EX	01/07	SOVIET WINGS	L	2-4	-----						
	40	01/09	@ Atlanta	T	1-1	16-10-14						
	41	01/11	NY RANGERS	L	2-6	16-11-14						
	42	01/14	@ California	T	2-2	16-11-15						
	43	01/16	@ Vancouver	W	2-1	17-11-15						
	44	01/18	PHILADELPHIA	W	2-0	18-11-15						
	45	01/21	@ NY Rangers	T	3-3	18-11-16						
	46	01/24	@ St. Louis	W	2-1	19-11-16						
	47	01/25	KANSAS CITY	W	3-1	20-11-16						

PLAYER	GP	G	A	PTS	PIM	PLAYER	GP	G	A	PTS	PIM
MARTIN, PIT	80	32	39	71	44	MURRAY, BOB	64	1	2	3	44
HULL, DENNIS	80	27	39	66	28	PALMER, BOB	2	0	1	1	0
BOLDIREV, IVAN	78	28	34	62	33	HOLT, RANDY	12	0	0	0	13
TALLON, DALE	80	15	47	62	101	GAGNON, GERMAIN	5	0	0	0	2
KOROLL, CLIFF	80	25	33	58	29	LOGAN, DAVE	2	0	0	0	0
MIKITA, STAN	48	16	41	57	37	ESPOSITO, TONY	68	0	1	1	2
MARKS, JOHN	80	21	23	44	43	VILLEMURE, GILLES	15	0	0	0	0
RUSSELL, PHIL	74	9	29	38	194						
ROTA, DARCY	79	20	17	37	73						
REDMOND, DICK	53	9	27	36	25						
SHEHAN, BOBBY	78	11	20	31	18						
BORDELEAU, JEAN-PIERRE	76	12	18	30	6						
MULVEY, GRANT	64	11	17	28	72						
DAIGLE, ALAIN	71	15	9	24	15						
WHITE, BILL	59	1	9	10	44						
MAGNUSON, KEITH	48	1	6	7	99						
MAKI, CHICO	22	0	6	6	2						
JOHNSTON, JOEY	32	0	5	5	6						

GOALIES	GP	W	L	T	MIN	GA	SO	AVG
ESPOSITO, TONY	68	30	23	13	4,003	198	4	2.98
VILLEMURE, GILLES	15	2	7	5	797	57	0	4.30

HISTORY OF THE BLACKHAWKS

1976-77 CHICAGO BLACKHAWKS

26-43-11, 63 POINTS, 3RD SMYTHE DIVISION

GM	DATE	OPPONENT	RESULT	SCORE	RECORD	GM	DATE	OPPONENT	RESULT	SCORE	RECORD
1	10/06	@ St. Louis	W	6-4	1-0-0	49	01/23	PHILADELPHIA	T	2-2	17-24-8
2	10/09	@ NY Islanders	L	1-2	1-1-0	50	01/27	@ Vancouver	T	1-1	17-24-9
3	10/10	VANCOUVER	W	5-1	2-1-0	51	01/30	CLEVELAND	W	9-3	18-24-9
4	10/13	PITTSBURGH	W	4-1	3-1-0	52	02/02	ATLANTA	W	4-2	19-24-9
5	10/15	@ Colorado	L	3-5	3-2-0	53	02/05	@ Philadelphia	L	0-6	19-25-9
6	10/17	MINNESOTA	W	3-0	4-2-0	54	02/05	@ Cleveland	L	2-3	19-26-9
7	10/19	@ Cleveland	L	0-3	4-3-0	55	02/06	MINNESOTA	L	0-3	19-27-9
8	10/21	@ Philadelphia	L	1-5	4-4-0	56	02/09	WASHINGTON	T	4-4	19-27-10
9	10/23	@ Minnesota	L	3-4	4-5-0	57	02/12	COLORADO	W	4-2	20-27-10
10	10/24	ST. LOUIS	W	7-2	5-5-0	58	02/15	ATLANTA	W	4-2	21-27-10
11	10/27	MONTREAL	T	4-4	5-5-1	59	02/15	@ St. Louis	L	1-5	21-28-10
12	10/30	@ Detroit	W	4-1	6-5-1	60	02/16	@ Buffalo	L	0-3	21-29-10
13	10/31	WASHINGTON	W	5-4	7-5-1	61	02/19	@ Minnesota	L	2-6	21-30-10
14	11/04	@ Boston	L	5-7	7-6-1	62	02/20	TORONTO	L	8-10	21-31-10
15	11/06	@ Montreal	L	3-11	7-7-1	63	02/23	DETROIT	W	5-2	22-31-10
16	11/07	COLORADO	L	2-3	7-8-1	64	02/26	NY RANGERS	W	2-1	23-31-10
17	11/10	PHILADELPHIA	T	2-2	7-8-2	65	02/27	VANCOUVER	L	3-4	23-32-10
18	11/12	@ Washington	W	5-4	8-8-2	66	03/02	@ Buffalo	L	3-6	23-33-10
19	11/14	LOS ANGELES	W	5-4	9-8-2	67	03/03	@ Washington	L	4-7	23-34-10
20	11/17	@ NY Rangers	L	2-3	9-9-2	68	03/06	@ Boston	L	2-6	23-35-10
21	11/19	@ Atlanta	L	3-5	9-10-2	69	03/08	@ Los Angeles	L	1-7	23-36-10
22	11/21	@ Pittsburgh	L	0-5	9-11-2	70	03/10	@ Vancouver	L	0-5	23-37-10
23	11/24	@ Los Angeles	W	5-4	10-11-2	71	03/12	@ Montreal	L	1-5	23-38-10
24	11/27	@ Vancouver	L	3-4	10-12-2	72	03/16	NY ISLANDERS	L	0-5	23-39-10
25	12/01	BOSTON	L	3-5	10-13-2	73	03/19	@ NY Islanders	T	2-2	23-39-11
26	12/04	@ Toronto	T	2-2	10-13-3	74	03/20	PITTSBURGH	W	3-2	24-39-11
27	12/05	VANCOUVER	L	2-4	10-14-3	75	03/23	LOS ANGELES	L	1-3	24-40-11
28	12/08	MONTREAL	L	3-4	10-15-3	76	03/26	MINNESOTA	W	7-2	25-40-11
29	12/11	@ Atlanta	L	1-3	10-16-3	77	03/27	@ NY Rangers	W	5-3	26-40-11
30	12/12	NY ISLANDERS	L	2-6	10-17-3	78	03/30	@ St. Louis	L	1-4	26-41-11
31	12/16	@ Philadelphia	L	1-4	10-18-3	79	04/01	@ Atlanta	L	4-6	26-42-11
32	12/18	NY RANGERS	T	3-3	10-18-4	80	04/03	CLEVELAND	L	2-4	26-43-11
33	12/19	ST. LOUIS	L	4-6	10-19-4						
34	12/21	@ Minnesota	T	3-3	10-19-5						
35	12/22	BUFFALO	L	2-4	10-20-5						
36	12/26	COLORADO	W	5-3	11-20-5						
37	12/29	DETROIT	W	6-3	12-20-5						
38	12/31	@ Colorado	T	2-2	12-20-6						
39	01/02	TORONTO	W	6-4	13-20-6						
40	01/05	BUFFALO	W	2-1	14-20-6						
41	01/08	@ Pittsburgh	L	2-4	14-21-6						
42	01/09	BOSTON	L	2-4	14-22-6						
43	01/12	NY ISLANDERS	W	2-1	15-22-6						
44	01/15	@ Toronto	W	4-1	16-22-6						
45	01/16	NY RANGERS	L	2-5	16-23-6						
46	01/18	@ Colorado	T	7-7	16-23-7						
47	01/19	ST. LOUIS	L	3-5	16-24-7						
48	01/22	@ Detroit	W	3-0	17-24-7						

PLAYER	GP	G	A	PTS	PIM
BOLDIREV, IVAN	80	24	38	62	40
MARTIN, PIT	75	17	36	53	22
MIKITA, STAN	57	19	30	49	20
REDMOND, DICK	80	22	25	47	30
ROTA, DARCY	76	24	22	46	82
RUSSELL, PHIL	76	9	36	45	233
HARRISON, JIM	60	18	23	41	97
KOROLL, CLIFF	80	15	26	41	25
HULL, DENNIS	75	16	17	33	2
BORDELEAU, JEAN-PIERRE	60	15	14	29	20
MULVEY, GRANT	80	10	14	24	111
BOWMAN, KIRK	55	10	13	23	6
ORR, BOBBY	20	4	19	23	25
MARKS, JOHN	80	7	15	22	41
MURRAY, BOB	77	10	11	21	71
TALLON, DALE	70	5	16	21	65
DAIGLE, ALAIN	73	12	8	20	11
MAGNUSON, KEITH	37	1	6	7	86
HOLT, RANDY	12	0	3	3	14
WYLIE, DUANE	8	2	0	2	0

PLAYER	GP	G	A	PTS	PIM
LOGAN, DAVE	34	0	2	2	61
HINTON, DAN	14	0	0	0	16
VAYDIK, GREG	5	0	0	0	0
ARCHAMBAULT, MICHEL	3	0	0	0	0
MCKEGNY, IAN	3	0	0	0	2
BULLEY, TED	2	0	0	0	0
MCNILL, JEFF	1	0	0	0	0
ESPOSITO, TONY	69	0	2	2	6
VILLEMURE, GILLES	6	0	0	0	0
DUMAS, MICHEL	5	0	1	1	0
VEISOR, MIKE	3	0	0	0	0

GOALIES	GP	W	L	T	MIN	GA	SO	AVG
ESPOSITO, TONY	69	25	36	8	4,067	234	2	3.46
VILLEMURE, GILLES	6	0	4	1	312	28	0	5.41
DUMAS, MICHEL	5	0	1	2	241	17	0	4.23
VEISOR, MIKE	3	1	2	0	180	13	0	4.33

LEADERSHIP	PLAYERS	2018-19	OPPONENTS	TRADITION	RECORDS	PLAYOFFS	HISTORY	MINORS	MEDIA
------------	---------	---------	-----------	-----------	---------	----------	---------	--------	-------

HISTORY OF THE BLACKHAWKS

1977-78 CHICAGO BLACKHAWKS

32-29-19, 83 POINTS, 1ST SMYTHE DIVISION

	GM	DATE	OPPONENT	RESULT	SCORE	RECORD	GM	DATE	OPPONENT	RESULT	SCORE	RECORD
LEADERSHIP	1	10/13	@ Philadelphia	L	1-5	0-1-0	48	01/28	DETROIT	W	6-1	19-17-12
	2	10/15	COLORADO	T	3-3	0-1-1	49	02/01	PHILADELPHIA	W	3-1	20-17-12
	3	10/16	@ Buffalo	W	2-0	1-1-1	50	02/04	@ Vancouver	W	5-1	21-17-12
	4	10/19	BUFFALO	T	2-2	1-1-2	51	02/08	NY ISLANDERS	W	5-4	22-17-12
PLAYERS	5	10/22	@ Colorado	L	0-3	1-2-2	52	02/09	@ Montreal	T	3-3	22-17-13
	6	10/23	ST. LOUIS	W	2-0	2-2-2	53	02/12	ATLANTA	T	2-2	22-17-14
	7	10/26	PHILADELPHIA	T	2-2	2-2-3	54	02/14	@ Pittsburgh	L	1-2	22-18-14
	8	10/28	@ Cleveland	W	4-2	3-2-3	55	02/15	COLORADO	T	2-2	22-18-15
2018-19	9	10/30	CLEVELAND	W	6-1	4-2-3	56	02/18	BOSTON	W	4-2	23-18-15
	10	11/02	@ Washington	T	2-2	4-2-4	57	02/19	PITTSBURGH	T	2-2	23-18-16
	11	11/05	MINNESOTA	W	5-2	5-2-4	58	02/22	NY RANGERS	W	3-2	24-18-16
	12	11/06	ATLANTA	T	3-3	5-2-5	59	02/23	@ NY Rangers	L	2-6	24-19-16
OPPONENTS	13	11/09	MINNESOTA	T	2-2	5-2-6	60	02/25	@ NY Islanders	L	1-7	24-20-16
	14	11/12	@ Pittsburgh	L	4-7	5-3-6	61	02/26	TORONTO	L	3-5	24-21-16
	15	11/13	MONTREAL	L	2-3	5-4-6	62	03/01	@ Vancouver	L	2-3	24-22-16
	16	11/15	@ NY Islanders	T	1-1	5-4-7	63	03/04	@ Los Angeles	W	6-3	25-22-16
TRAITION	17	11/16	@ NY Rangers	L	2-5	5-5-7	64	03/05	@ Colorado	T	2-2	25-22-17
	18	11/20	@ Boston	L	0-1	5-6-7	65	03/08	@ Minnesota	W	4-3	26-22-17
	19	11/23	@ Los Angeles	L	3-8	5-7-7	66	03/11	@ Atlanta	L	1-4	26-23-17
	20	11/25	@ Colorado	W	5-1	6-7-7	67	03/12	@ Buffalo	aL	2-5	26-24-17
RECORDS	21	11/26	@ Vancouver	T	2-2	6-7-8	68	03/15	MONTREAL	L	2-6	26-25-17
	22	11/30	BUFFALO	L	2-3	6-8-8	69	03/18	@ St. Louis	L	4-5	26-26-17
	23	12/03	@ Montreal	L	2-3	6-9-8	70	03/19	PITTSBURGH	W	9-1	27-26-17
	24	12/04	VANKOUVER	L	2-6	6-10-8	71	03/22	@ Washington	W	6-2	28-26-17
PLAYOFFS	25	12/06	@ Detroit	W	2-1	7-10-8	72	03/23	@ Boston	L	0-7	28-27-17
	26	12/07	NY ISLANDERS	L	0-4	7-11-8	73	03/25	@ St. Louis	T	2-2	28-27-18
	27	12/10	@ Philadelphia	L	2-4	7-12-8	74	03/26	VANKOUVER	W	4-3	29-27-18
	28	12/11	MINNESOTA	W	8-3	8-12-8	75	03/29	LOS ANGELES	W	5-1	30-27-18
HISTORY	29	12/13	@ NY Islanders	T	2-2	8-12-9	76	04/01	DETROIT	W	2-0	31-27-18
	30	12/14	NY RANGERS	T	2-2	8-12-10	77	04/02	@ Cleveland	L	2-4	31-28-18
	31	12/17	@ Toronto	L	1-7	8-13-10	78	04/05	COLORADO	T	4-4	31-28-19
	32	12/18	ATLANTA	W	3-0	9-13-10	79	04/08	MINNESOTA	W	4-2	32-28-19
MINORS	33	12/21	@ St. Louis	W	6-2	10-13-10	80	04/09	@ NY Rangers	L	2-3	32-29-19
	34	12/22	LOS ANGELES	L	0-4	10-14-10						
	35	12/27	@ Atlanta	W	4-2	11-14-10						
	36	12/28	TORONTO	W	4-0	12-14-10						
MEDIA	EX	12/31	CZECHOSLOVAKIA	L	4-6	-----						
	37	01/01	VANKOUVER	L	2-3	12-15-10						
	38	01/04	BOSTON	L	0-3	12-16-10						
	39	01/07	@ St. Louis	T	0-0	12-16-11						
	40	01/08	WASHINGTON	W	3-1	13-16-11						
	41	01/11	PHILADELPHIA	W	5-4	14-16-11						
	42	01/14	@ Toronto	T	3-3	14-16-12						
	43	01/18	WASHINGTON	W	5-2	15-16-12						
	44	01/19	@ Detroit	L	2-4	15-17-12						
	45	01/21	@ Minnesota	W	4-1	16-17-12						
	46	01/22	ST. LOUIS	W	3-1	17-17-12						
	47	01/26	CLEVELAND	W	5-0	18-17-12						

PLAYER	GP	G	A	PTS	PIM	PLAYER	GP	G	A	PTS	PIM
BOLDIREV, IVAN	80	35	45	80	34	BOWMAN, KIRK	33	1	4	5	13
MIKITA, STAN	76	18	41	59	35	MARTIN, PIT	7	1	1	2	0
BULLEY, TED	79	23	28	51	141	O'CONNELL, MIKE	6	1	1	2	2
BORDELEAU, JEAN-PIERRE	76	15	25	40	32	KERR, REG	2	0	2	2	0
MULVEY, GRANT	78	14	24	38	135	HOFFMEYER, BOB	5	0	1	1	12
ROTA, DARCY	78	17	20	37	67	HOLT, RANDY	6	0	0	0	20
MARKS, JOHN	80	15	22	37	26	ESPOSITO, TONY	64	0	4	4	0
WILSON, DOUG	77	14	20	34	72	VEISOR, MIKE	12	0	0	0	0
KOROLL, CLIFF	73	16	15	31	19	JOHNSTON, ED	4	0	0	0	0
MURRAY, BOB	70	14	17	31	41						
PLANTE, PIERRE	77	10	18	28	59						
RUSSELL, PHIL	57	6	20	26	139						
TALLON, DALE	75	4	20	24	66						
KELLY, BOB	75	7	11	18	95						
SAVARD, JEAN	31	7	11	18	20						
DAIGLE, ALAIN	53	6	6	12	13						
HARRISON, JIM	26	2	8	10	31						
HICKS, DOUG	13	1	7	8	2						
MAGNUSON, KEITH	67	2	4	6	145						
LOGAN, DAVID	54	1	5	6	77						

GOALIES	GP	W	L	T	MIN	GA	SO	AVG
ESPOSITO, TONY	64	28	22	14	3,840	168	5	2.63
VEISOR, MIKE	12	3	4	5	720	31	2	2.59
JOHNSTON, ED	4	1	3	0	240	17	0	4.25

HISTORY OF THE BLACKHAWKS

1978-79 CHICAGO BLACKHAWKS

29-36-15, 73 POINTS, 1ST SMYTHE DIVISION

GM	DATE	OPPONENT	RESULT	SCORE	RECORD	GM	DATE	OPPONENT	RESULT	SCORE	RECORD
1	10/11	ATLANTA	T	4-4	0-0-1	49	01/31	BOSTON	T	2-2	17-25-9
2	10/15	VANCOUVER	T	3-3	0-0-2	50	02/01	@ Boston	L	1-6	17-24-9
3	10/18	@ Washington	W	4-2	1-0-2	51	02/03	@ Atlanta	W	4-2	18-24-9
4	10/19	MINNESOTA	W	6-2	2-0-2	52	02/04	NY ISLANDERS	W	5-4	19-24-9
5	10/22	BOSTON	W	6-5	3-0-2	53	02/12	TORONTO	L	2-5	19-25-9
6	10/25	WASHINGTON	T	2-2	3-0-3	54	02/14	ATLANTA	T	4-4	19-25-10
7	10/28	@ Detroit	L	2-7	3-1-3	55	02/17	@ St. Louis	W	5-1	20-25-10
8	10/29	MONTREAL	W	4-1	4-1-3	56	02/18	COLORADO	W	5-3	21-25-10
9	11/01	VANCOUVER	L	0-1	4-2-3	57	02/21	BUFFALO	W	3-2	22-25-10
10	11/04	@ St. Louis	T	5-5	4-2-4	58	02/22	@ Buffalo	W	4-2	23-25-10
11	11/05	ST. LOUIS	W	3-1	5-2-4	59	02/24	@ Pittsburgh	L	1-5	23-26-10
12	11/08	TORONTO	W	2-1	6-2-4	60	02/25	PITTSBURGH	T	2-2	23-26-11
13	11/10	@ Atlanta	L	3-5	6-3-4	61	02/28	@ Vancouver	T	4-4	23-26-12
14	11/12	LOS ANGELES	L	1-4	6-4-4	62	03/02	@ Colorado	W	4-0	24-26-12
15	11/15	@ NY Rangers	L	1-8	6-5-4	63	03/03	@ Los Angeles	L	5-8	24-27-12
16	11/16	@ Philadelphia	W	4-3	7-5-4	64	03/08	@ Philadelphia	W	5-1	25-27-12
17	11/18	@ Colorado	L	3-8	7-6-4	65	03/10	@ NY Islanders	L	1-7	25-28-12
18	11/20	@ Los Angeles	L	3-4	7-7-4	66	03/11	@ NY Rangers	L	2-5	25-29-12
19	11/21	@ Vancouver	L	2-5	7-8-4	67	03/14	PHILADELPHIA	L	0-4	25-30-12
20	11/25	@ Montreal	W	8-3	8-8-4	68	03/17	@ Boston	L	2-4	25-31-12
21	11/29	VANCOUVER	T	1-1	8-9-5	69	03/18	DETROIT	L	2-4	25-32-12
22	12/02	@ Pittsburgh	L	2-5	8-9-5	70	03/20	@ Detroit	L	3-5	25-33-12
23	12/03	COLORADO	W	4-3	9-9-5	71	03/21	NY RANGERS	L	6-7	25-34-12
24	12/07	@ Vancouver	L	2-4	9-10-5	72	03/24	@ Toronto	T	3-3	25-34-13
25	12/09	@ St. Louis	W	4-2	10-10-5	73	03/25	COLORADO	W	3-0	26-34-13
26	12/10	DETROIT	T	3-3	10-10-6	74	03/27	@ Colorado	T	1-1	26-34-14
27	12/13	BUFFALO	L	2-6	10-11-6	75	03/29	NY ISLANDERS	W	6-1	27-34-14
28	12/14	@ Buffalo	L	2-3	10-12-6	76	04/01	VANCOUVER	T	2-2	27-34-15
29	12/16	@ Colorado	L	1-5	10-13-6	77	04/03	@ Minnesota	L	3-4	27-35-15
30	12/17	PITTSBURGH	T	3-3	10-13-7	78	04/04	MINNESOTA	W	7-1	28-35-15
31	12/20	MONTREAL	L	3-5	10-14-7	79	04/07	@ St. Louis	L	1-4	28-36-15
32	12/21	@ Montreal	L	1-5	10-15-7	80	04/08	ST. LOUIS	W	3-2	29-36-15
33	12/23	PHILADELPHIA	W	5-2	11-15-7						
34	12/27	ST. LOUIS	W	4-3	12-15-7						
35	12/30	NY RANGERS	L	4-5	12-16-7						
36	01/03	BOSTON	L	3-6	12-17-7						
37	01/04	@ Buffalo	T	3-3	12-17-8						
38	01/06	@ Toronto	W	5-3	13-17-8						
39	01/07	WASHINGTON	W	5-3	14-17-8						
40	01/10	LOS ANGELES	W	3-0	15-17-8						
41	01/13	@ Minnesota	L	3-4	15-18-8						
42	01/17	COLORADO	W	2-1	16-18-8						
43	01/19	@ Atlanta	L	1-6	16-19-8						
44	01/20	@ NY Islanders	L	2-4	16-20-8						
45	01/22	NY ISLANDERS	L	1-2	16-21-8						
46	01/24	@ Vancouver	W	5-0	17-21-8						
47	01/27	@ Washington	L	1-4	17-22-8						
48	01/28	ST. LOUIS	L	2-7	17-23-8						

PLAYER	GP	G	A	PTS	PIM	PLAYER	GP	G	A	PTS	PIM
BOLDIREV, IVAN	66	29	35	64	25	KELLY, BOB	63	2	5	7	85
MIKITA, STAN	65	19	36	55	34	MAGNUSON, KEITH	26	1	4	5	41
MURRAY, BOB	79	19	32	51	38	FOX, GREG	14	0	5	5	16
BULLEY, TED	75	27	23	50	153	ORR, BOBBY	6	2	2	4	4
MARKS, JOHN	80	21	24	45	35	RIBBLE, PAT	12	1	3	4	8
KERR, REG	73	16	24	40	50	PHILLIPOFF, HAROLD	14	0	4	4	6
BORDELEAU, JEAN-PIERRE	63	15	21	36	34	HOFFMEYER, BOB	6	0	2	2	5
MILVEY, GRANT	80	19	15	34	99	LECUIVER, DOUG	2	1	0	1	0
KOROLL, CLIFF	78	12	19	31	20	SAVARO, JEAN	11	0	1	1	9
RUSSELL, PHIL	66	8	23	31	122	ZAHARKO, MILES	1	0	0	0	0
ROTA, DARCY	63	15	17	30	77	ESPOSITO, TONY	63	0	1	1	2
WILSON, DOUG	56	5	21	26	37	VEISOR, MIKE	17	0	1	1	0
O'CONNELL, MIKE	48	4	22	26	20						
DAIGLE, ALAIN	74	11	14	25	55						
HIGGINS, TIM	36	7	16	23	30						
LOGAN, DAVE	76	1	14	15	176						
LYSIAK, TOM	14	0	10	10	14						
WALTON, MIKE	26	6	3	9	4						
HARRISON, JIM	21	4	5	9	22						
HICKS, DOUG	44	1	8	9	15						

GOALIES	GP	W	L	T	MIN	GA	SO	AVG
ESPOSITO, TONY	63	24	28	11	3,780	206	4	3.28
VEISOR, MIKE	17	5	8	4	1,020	60	0	3.54

HISTORY OF THE BLACKHAWKS

1979-80 CHICAGO BLACKHAWKS

34-27-19, 87 POINTS, 1ST SMYTHE DIVISION

	GM	DATE	OPPONENT	RESULT	SCORE	RECORD	GM	DATE	OPPONENT	RESULT	SCORE	RECORD
LEADERSHIP	1	10/10	EDMONTON	W	4-2	1-0-0	49	01/25	@ Atlanta	T	4-4	18-18-13
	2	10/13	@ Minnesota	L	1-5	1-1-0	50	01/27	MINNESOTA	W	3-0	19-18-13
	3	10/14	HARTFORD	T	3-3	1-1-1	51	01/30	WASHINGTON	W	5-2	20-18-13
	4	10/17	MONTREAL	W	3-2	2-1-1	52	02/02	@ Toronto	W	5-4	21-18-13
PLAYERS	5	10/20	@ Atlanta	T	2-2	2-1-2	53	02/03	TORONTO	W	4-2	22-18-13
	6	10/21	QUEBEC	L	0-3	2-2-2	54	02/06	@ Quebec	T	3-3	22-18-14
	7	10/24	WINNIPEG	W	4-0	3-2-2	55	02/09	@ Boston	L	2-5	22-19-14
	8	10/27	@ NY Islanders	L	4-6	3-3-2	56	02/10	PITTSBURGH	W	3-2	23-19-14
2019-19	9	10/28	BOSTON	L	1-4	3-4-2	57	02/13	NY RANGERS	W	3-1	24-19-14
	10	10/31	BUFFALO	T	0-0	3-4-3	58	02/17	ATLANTA	W	3-2	25-19-14
	11	11/03	@ Detroit	L	0-2	3-5-3	59	02/20	TORONTO	W	4-2	26-19-14
	12	11/04	LOS ANGELES	L	3-5	3-6-3	60	02/23	@ Washington	L	2-6	26-20-14
OPPONENTS	13	11/08	@ Buffalo	T	3-3	3-6-4	61	02/24	BUFFALO	W	3-1	27-20-14
	14	11/09	@ Hartford	W	4-2	4-6-4	62	02/27	EDMONTON	L	2-5	27-21-14
	15	11/11	HARTFORD	T	5-5	4-6-5	63	03/01	@ Minnesota	W	4-1	28-21-14
	16	11/14	VANCOUVER	L	2-5	4-7-5	64	03/02	@ Winnipeg	W	3-2	29-21-14
TRAITION	17	11/17	@ Colorado	W	4-1	5-7-5	65	03/05	@ Vancouver	T	3-3	29-21-15
	18	11/18	MINNESOTA	T	3-3	5-7-6	66	03/07	@ Colorado	W	4-2	30-21-15
	19	11/21	WASHINGTON	W	4-0	6-7-6	67	03/08	@ Los Angeles	T	3-3	30-21-16
	20	11/24	@ Toronto	W	2-1	7-7-6	68	03/12	PHILADELPHIA	L	6-6	30-21-17
RECORDS	21	11/25	ST. LOUIS	W	6-3	8-7-6	69	03/14	@ Edmonton	L	4-6	30-22-17
	22	11/28	@ Edmonton	L	2-4	8-8-6	70	03/16	NY ISLANDERS	L	1-6	30-23-17
	23	11/30	@ Vancouver	T	1-1	8-8-7	71	03/19	QUEBEC	W	5-2	31-23-17
	24	12/01	@ Los Angeles	L	0-7	8-9-7	72	03/22	@ NY Islanders	T	4-4	31-23-18
PLAYOFFS	25	12/05	@ NY Rangers	T	3-3	8-9-8	73	03/23	ATLANTA	W	4-2	32-23-18
	26	12/08	@ Pittsburgh	T	3-3	8-9-9	74	03/25	@ Montreal	L	4-8	32-23-18
	27	12/09	@ Philadelphia	T	4-4	8-9-10	75	03/26	@ Quebec	W	7-2	33-24-18
	28	12/12	NY RANGERS	L	2-5	8-10-10	76	03/30	COLORADO	T	2-2	33-24-19
HISTORY	29	12/13	@ Buffalo	L	2-5	8-11-10	77	04/01	@ St. Louis	L	2-5	33-25-19
	30	12/15	@ Boston	W	2-1	9-11-10	78	04/02	WINNIPEG	L	2-5	33-26-19
	31	12/16	DETROIT	W	7-3	10-11-10	79	04/05	@ Detroit	W	3-1	34-26-19
	32	12/19	PITTSBURGH	T	0-0	10-11-11	80	04/06	ST. LOUIS	L	4-5	34-27-19
MINORS	33	12/21	@ Winnipeg	L	1-4	10-12-11						
	34	12/23	NY ISLANDERS	W	8-0	11-12-11						
	35	12/26	@ St. Louis	T	3-3	11-12-12						
	36	12/28	@ Washington	L	2-6	11-13-12						
MEDIA	37	12/30	BOSTON	W	5-3	12-13-12						
	38	01/02	COLORADO	W	5-2	13-13-12						
	39	01/05	@ Montreal	W	4-3	14-13-12						
	40	01/06	VANCOUVER	W	3-1	15-13-12						
	41	01/09	LOS ANGELES	L	1-6	15-14-12						
	42	01/12	@ Pittsburgh	W	3-2	16-14-12						
	43	01/13	DETROIT	W	3-2	17-14-12						
	44	01/16	MONTREAL	L	1-6	17-15-12						
	45	01/17	@ Philadelphia	L	1-5	17-16-12						
	46	01/19	@ Hartford	L	3-5	17-17-12						
	47	01/20	@ NY Rangers	W	2-1	18-17-12						
	48	01/23	PHILADELPHIA	L	1-4	18-18-12						

PLAYER	GP	G	A	PTS	PIM	PLAYER	GP	G	A	PTS	PIM
RUSKOWSKI, TERRY	74	15	55	70	252	LOGAN, DAVE	12	2	3	5	34
LYSIAK, TOM	77	26	43	69	31	HUTCHISON, DAVE	38	0	5	5	73
MULVEY, GRANT	80	39	26	65	122	RIBBLE, PAT	23	1	2	3	14
PRESTON, RICH	80	31	30	61	70	SUTTER, DARRYL	8	2	0	2	2
WILSON, DOUG	75	12	49	61	70	PATERSON, RICK	11	0	2	2	0
MURRAY, BOB	74	16	34	50	60	PHILLIPOFF, HAROLD	9	0	0	0	20
BULLEY, TED	66	14	17	31	136	MAGNUSON, KEITH	3	0	0	0	4
O'CONNELL, MIKE	78	8	22	30	52	ESPOSITO, TONY	69	0	1	1	2
HIGGINS, TIM	74	13	12	25	50	VEISOR, MIKE	11	0	0	0	0
SEDLBAUER, RON	45	13	10	23	14						
BORDELEAU, JEAN-PIERRE	45	7	14	21	28						
MARKS, JOHN	74	6	15	21	51						
BROWN, KEITH	76	2	18	20	27						
KERR, REG	49	9	8	17	17						
DAIGLE, ALAIN	66	7	9	16	22						
TRIMPER, TIM	30	6	10	16	10						
FOX, GREG	71	4	11	15	73						
LECUYER, DOUG	53	3	10	13	59						
KOROLL, CLIFF	47	3	4	7	6						
MIKITA, STAN	17	2	5	7	12						

GOALIES	GP	W	L	T	MIN	GA	SO	AVG
ESPOSITO, TONY	69	31	22	16	4140	205	6	2.98
VEISOR, MIKE	11	3	5	3	660	36	0	3.28

HISTORY OF THE BLACKHAWKS

1980-81 CHICAGO BLACKHAWKS

31-33-16, 78 POINTS, 2ND SMYTHE DIVISION

GM	DATE	OPPONENT	RESULT	SCORE	RECORD	GM	DATE	OPPONENT	RESULT	SCORE	RECORD
1	10/09	BUFFALO	W	4-3	1-0-0	49	01/24	@ St. Louis	L	2-4	20-25-6
2	10/11	@ Montreal	W	5-4	2-0-0	50	01/28	VANCOUVER	W	7-3	21-25-6
3	10/12	CALGARY	T	3-3	2-0-1	51	01/30	@ Edmonton	L	2-4	21-24-6
4	10/15	VANCOUVER	W	4-2	3-0-1	52	01/31	@ Calgary	T	3-3	21-24-7
5	10/17	@ Winnipeg	L	2-6	3-1-1	53	02/02	PITTSBURGH	W	8-4	22-24-7
6	10/19	WASHINGTON	W	8-4	4-1-1	54	02/04	EDMONTON	W	6-3	23-24-7
7	10/21	@ Washington	L	0-2	4-2-1	55	02/07	@ Hartford	W	6-2	24-24-7
8	10/23	MONTREAL	L	2-7	4-3-1	56	02/08	WINNIPEG	W	9-1	25-24-7
9	10/25	@ Colorado	L	3-5	4-4-1	57	02/12	LOS ANGELES	T	5-5	25-24-8
10	10/26	QUEBEC	W	7-4	5-4-1	58	02/14	@ Colorado	W	4-3	26-24-8
11	10/28	@ Detroit	T	2-2	5-4-2	59	02/15	HARTFORD	T	4-4	26-24-9
12	10/29	WINNIPEG	W	8-4	6-4-2	60	02/18	@ Washington	T	5-5	26-24-10
13	11/02	ST. LOUIS	L	3-5	6-5-2	61	02/21	@ NY Islanders	L	3-6	26-25-10
14	11/05	NY RANGERS	T	3-3	6-5-3	62	02/22	TORONTO	L	4-7	26-26-10
15	11/08	@ NY Islanders	L	3-7	6-6-3	63	02/25	WASHINGTON	T	2-2	26-26-11
16	11/09	MINNESOTA	L	1-7	6-7-3	64	02/27	@ Buffalo	L	1-6	26-27-11
17	11/11	@ Quebec	T	6-6	6-7-4	65	03/01	ST. LOUIS	T	4-4	26-27-12
18	11/13	@ Calgary	T	4-4	6-7-5	66	03/04	DETROIT	T	3-3	26-27-13
19	11/15	@ Minnesota	L	2-5	6-8-5	67	03/07	@ Boston	L	1-7	26-28-13
20	11/16	EDMONTON	L	4-5	6-9-5	68	03/08	@ Quebec	W	3-2	27-28-13
21	11/19	BUFFALO	W	5-2	7-9-5	69	03/11	@ Los Angeles	T	4-4	27-28-14
22	11/22	@ Minnesota	W	6-2	8-9-5	70	03/13	@ Vancouver	L	3-5	27-29-14
23	11/23	HARTFORD	W	11-3	9-9-5	71	03/15	@ Winnipeg	W	8-2	28-29-14
24	11/26	@ Edmonton	L	3-10	9-10-5	72	03/18	PHILADELPHIA	W	5-1	29-29-14
25	11/28	@ Vancouver	L	4-6	9-11-5	73	03/21	@ Philadelphia	T	4-4	29-29-15
26	11/29	@ Los Angeles	L	2-5	9-12-5	74	03/22	NY ISLANDERS	L	2-6	29-30-15
27	12/04	@ Philadelphia	L	5-7	9-13-5	75	03/25	LOS ANGELES	L	2-4	29-31-15
28	12/06	@ Pittsburgh	L	4-6	9-14-5	76	03/28	@ Boston	L	2-5	29-32-15
29	12/07	@ NY Rangers	L	4-5	9-15-5	77	03/29	DETROIT	W	4-3	30-32-15
30	12/10	PHILADELPHIA	T	2-2	9-15-6	78	04/01	@ Toronto	T	2-2	30-32-16
31	12/11	@ St. Louis	W	5-2	10-15-6	79	04/03	@ NY Rangers	L	1-3	30-33-16
32	12/13	@ Detroit	L	3-7	10-16-6	80	04/05	MINNESOTA	W	8-4	31-33-16
33	12/14	NY RANGERS	W	2-1	11-16-6						
34	12/17	COLORADO	L	1-6	11-17-6						
35	12/20	@ Toronto	W	5-2	12-17-6						
36	12/21	NY ISLANDERS	L	0-9	12-18-6						
37	12/26	@ Buffalo	L	2-3	12-19-6						
38	12/28	TORONTO	L	3-6	12-20-6						
39	12/31	BOSTON	L	2-4	12-21-6						
40	01/03	@ Montreal	L	1-2	12-22-6						
41	01/04	PITTSBURGH	W	3-2	13-22-6						
42	01/07	COLORADO	W	6-2	14-22-6						
43	01/10	@ Pittsburgh	W	5-3	15-22-6						
44	01/11	CALGARY	W	2-1	16-22-6						
45	01/15	BOSTON	W	3-2	17-22-6						
46	01/17	@ Hartford	W	3-2	18-22-6						
47	01/18	QUEBEC	W	7-2	19-22-6						
48	01/21	MONTREAL	W	4-2	20-22-6						

PLAYER	GP	G	A	PTS	PIM	PLAYER	GP	G	A	PTS	PIM
LYSIAK, TOM	72	21	55	76	20	PATERSON, RICK	49	8	2	10	18
SAVARO, DENIS	76	28	47	75	47	MARSH, PETER	29	4	6	10	10
SUTTER, DARRYL	76	40	22	62	86	ROBIDOUX, FLORENT	39	6	2	8	75
KERR, REG	70	30	30	60	56	SOLHEIM, KEN	5	2	0	2	0
MURRAY, BOB	77	13	47	60	93	CROSSMAN, DOUG	9	0	2	2	2
HIGGINS, TIM	78	24	35	59	86	YOUNG, BRIAN	8	0	2	2	6
RUSKOWSKI, TERRY	72	8	51	59	225	LARMER, STEVE	4	0	1	1	0
WILSON, DOUG	76	12	39	51	80	LECuyer, DOUG	14	0	0	0	41
BROWN, KEITH	80	9	34	43	80	GARDNER, BILL	1	0	0	0	0
BULLEY, TED	68	18	16	34	95	ESPOSITO, TONY	66	0	3	3	0
MULVEY, GRANT	42	18	14	32	81	BANNERMAN, MURRAY	15	0	0	0	0
SHARPLEY, GLEN	35	10	16	26	12						
SECORD, AL	41	13	9	22	145						
PRESTON, RICH	47	7	14	21	24						
O'CONNELL, MIKE	34	5	16	21	32						
FOX, GREG	75	3	16	19	112						
SEDLBAUER, RON	39	12	3	15	12						
MARKS, JOHN	39	8	6	14	28						
ZAHARKO, MILES	42	3	11	14	40						
HUTCHISON, DAVE	59	2	9	11	124						

GOALIES	GP	W	L	T	MIN	GA	SO	AVG
ESPOSITO, TONY	66	29	23	14	3,935	246	0	3.76
BANNERMAN, MURRAY	15	2	10	2	865	62	0	4.31

LEADERSHIP
PLAYERS
2018-19
OPPONENTS
TRADITION
RECORDS
PLAYOFFS
HISTORY
MINORS
MEDIA

1981-82 CHICAGO BLACKHAWKS

30-38-12, 72 POINTS, 4TH NORRIS DIVISION

	GM	DATE	OPPONENT	RESULT	SCORE	RECORD	GM	DATE	OPPONENT	RESULT	SCORE	RECORD
LEADERSHIP	1	10/07	PITTSBURGH	T	5-5	0-0-1	49	01/25	HARTFORD	L	5-6	17-23-9
	2	10/10	@ Toronto	L	8-9	0-1-1	50	01/27	EDMONTON	T	3-3	17-23-10
	3	10/11	CALGARY	W	3-0	1-1-1	51	01/30	@ Washington	L	2-5	17-24-10
	4	10/14	BOSTON	L	5-8	1-2-1	52	01/31	TORONTO	L	2-5	17-25-10
PLAYERS	5	10/17	@ St. Louis	L	3-7	1-3-1	53	02/03	ST. LOUIS	W	9-5	18-25-10
	6	10/18	EDMONTON	W	7-5	2-3-1	54	02/04	@ Detroit	L	4-6	18-26-10
	7	10/21	MONTREAL	T	3-3	2-3-2	55	02/06	@ Boston	W	4-3	19-26-10
	8	10/23	@ Winnipeg	T	5-5	2-3-3	56	02/07	MINNESOTA	W	5-2	20-26-10
2019-19	9	10/25	ST. LOUIS	T	4-4	2-3-4	57	02/11	NY ISLANDERS	L	2-8	20-27-10
	10	10/28	WINNIPEG	W	7-6	3-3-4	58	02/13	@ Toronto	W	6-4	21-27-10
	11	10/31	@ Hartford	T	2-2	3-3-5	59	02/15	VANCOUVER	L	1-4	21-28-10
	12	11/01	TORONTO	W	9-4	4-3-5	60	02/17	BUFFALO	L	2-3	21-29-10
OPPONENTS	13	11/04	LOS ANGELES	W	5-4	5-3-5	61	02/21	QUEBEC	W	5-3	22-29-10
	14	11/06	@ Winnipeg	L	3-4	5-4-5	62	02/23	@ NY Islanders	L	1-5	22-30-10
	15	11/08	CALGARY	W	10-4	6-4-5	63	02/24	@ NY Rangers	L	4-6	22-31-10
	16	11/11	DETROIT	T	5-5	6-4-6	64	02/27	@ Los Angeles	W	5-3	23-31-10
TRADITION	17	11/14	@ Detroit	L	3-6	6-5-6	65	02/28	@ Colorado	L	3-5	23-32-10
	18	11/15	COLORADO	W	10-0	7-5-6	66	03/03	WINNIPEG	L	2-4	23-33-10
	19	11/18	BUFFALO	W	4-3	8-5-6	67	03/06	PHILADELPHIA	W	4-1	24-33-10
	20	11/21	@ Minnesota	W	6-4	9-5-6	68	03/07	BOSTON	W	5-1	25-33-10
RECORDS	21	11/22	MINNESOTA	T	1-1	9-5-7	69	03/10	@ Toronto	W	7-6	26-33-10
	22	11/25	@ Vancouver	L	2-6	9-6-7	70	03/11	@ Montreal	L	0-4	26-34-10
	23	11/27	@ Edmonton	L	1-8	9-7-7	71	03/13	@ Quebec	L	3-9	26-35-10
	24	11/28	@ Calgary	T	4-4	9-7-8	72	03/18	@ Philadelphia	T	4-4	26-35-11
PLAYOFFS	25	12/02	@ Colorado	L	2-3	9-8-8	73	03/20	@ Detroit	W	4-3	27-35-11
	26	12/05	@ Los Angeles	W	3-2	10-8-8	74	03/22	@ Toronto	L	5-8	27-36-11
	27	12/09	WASHINGTON	W	7-3	11-8-8	75	03/24	DETROIT	W	6-4	28-36-11
	28	12/12	@ Minnesota	L	3-6	11-9-8	76	03/27	@ Pittsburgh	T	3-3	28-36-12
HISTORY	29	12/13	HARTFORD	W	8-3	12-9-8	77	03/28	ST. LOUIS	L	3-8	28-37-12
	30	12/16	WINNIPEG	T	3-3	12-9-9	78	03/31	NY RANGERS	L	1-4	28-38-12
	31	12/19	@ Washington	W	6-4	13-9-9	79	04/03	@ St. Louis	W	7-4	29-38-12
	32	12/20	TORONTO	L	1-3	13-10-9	80	04/04	MINNESOTA	W	4-3	30-38-12
MINORS	33	12/23	PHILADELPHIA	L	6-7	13-11-9						
	34	12/26	@ Winnipeg	W	3-2	14-11-9						
	35	12/27	ST. LOUIS	L	3-4	14-12-9						
	36	12/29	@ Quebec	L	1-8	14-13-9						
MEDIA	37	12/30	@ Montreal	L	3-6	14-14-9						
	38	01/02	@ NY Islanders	L	3-5	14-15-9						
	39	01/03	DETROIT	W	4-3	15-15-9						
	40	01/06	PITTSBURGH	W	6-3	16-15-9						
	41	01/09	@ NY Rangers	L	5-7	16-16-9						
	42	01/10	VANCOUVER	W	3-2	17-16-9						
	43	01/13	@ Buffalo	L	2-6	17-17-9						
	44	01/16	@ St. Louis	L	6-8	17-18-9						
	45	01/17	@ Minnesota	L	5-7	17-19-9						
	46	01/20	DETROIT	L	4-5	17-20-9						
	47	01/22	@ Winnipeg	L	5-6	17-21-9						
	48	01/23	MINNESOTA	L	4-8	17-22-9						

PLAYER	GP	G	A	PTS	PIM	PLAYER	GP	G	A	PTS	PIM			
SAVARD, DENIS	80	32	87	119	82	DUPONT, JEROME	34	0	4	4	51			
WILSON, DOUG	76	39	46	85	54	LUZIK, STEVE	8	2	1	3	2			
LYSIAK, TOM	71	32	50	82	84	ZAHARKO, MILES	15	1	2	3	18			
SECORD, AL	80	44	31	75	303	ROBIDOUX, FLORENT	4	1	2	3	0			
HIGGINS, TIM	74	20	30	50	85	FEAMSTER, DAVE	29	0	2	2	29			
MULVEY, GRANT	73	30	19	49	141	MARKS, JOHN	13	1	0	1	7			
PRESTON, RICH	75	15	28	43	30	LARMER, STEVE	3	0	0	0	0			
CROSSMAN, DOUG	70	12	28	40	24	TANTI, TONY	2	0	0	0	0			
KERR, REG	59	11	28	39	39	MURRAY, TROY	1	0	0	0	0			
RUSKOWSKI, TERRY	60	7	30	37	120	ESPOSITO, TONY	52	0	2	2	0			
SUTTER, DARRYL	40	23	12	35	31	BANNERMAN, MURRAY	29	0	1	1	0			
BULLEY, TED	59	12	18	30	120	SKORODENSKI, WARREN	1	0	0	0	0			
MURRAY, BOB	45	8	22	30	48									
MARSH, PETER	57	10	18	28	47									
BROWN, KEITH	33	4	20	24	26									
GARDNER, BILL	69	8	15	23	20									
HUTCHISON, DAVE	66	5	18	23	246									
FOX, GREG	79	2	19	21	137	GOALIES	GP	W	L	T	MINS	GA	SO	AVG
SHARPLEY, GLEN	36	9	7	16	11	ESPOSITO, TONY	52	19	25	8	3,069	231	1	4.53
PATERSON, RICK	48	4	7	11	8	BANNERMAN, MURRAY	29	11	12	4	1,671	116	1	4.18
						SKORODENSKI, WARREN	1	0	1	0	60	5	0	5.05

HISTORY OF THE BLACKHAWKS

1982-83 CHICAGO BLACKHAWKS

47-23-10, 104 POINTS, 1ST NORRIS DIVISION

GM	DATE	OPPONENT	RESULT	SCORE	RECORD	GM	DATE	OPPONENT	RESULT	SCORE	RECORD
1	10/06	TORONTO	T	3-3	0-0-1	49	01/23	HARTFORD	W	4-2	30-12-7
2	10/09	@ Montreal	W	8-7	1-0-1	50	01/26	VANCOUVER	L	1-5	30-13-7
3	10/10	WINNIPEG	L	3-5	1-1-1	51	01/28	@ Buffalo	L	2-6	30-14-7
4	10/13	ST. LOUIS	W	6-4	2-1-1	52	01/30	@ NY Rangers	W	5-4	31-14-7
5	10/16	@ Toronto	W	3-2	3-1-1	53	02/01	@ St. Louis	W	5-0	32-14-7
6	10/17	DETROIT	W	6-4	4-1-1	54	02/02	PITTSBURGH	W	7-4	33-14-7
7	10/20	BUFFALO	W	4-0	5-1-1	55	02/05	DETROIT	W	4-3	34-14-7
8	10/23	@ St. Louis	L	4-5	5-2-1	56	02/06	NY RANGERS	W	4-1	35-14-7
9	10/24	NY ISLANDERS	W	4-2	6-2-1	57	02/09	NEW JERSEY	W	5-4	36-14-7
10	10/27	@ Edmonton	T	4-4	6-2-2	58	02/12	@ Minnesota	L	4-5	36-15-7
11	10/29	@ Vancouver	T	2-2	6-2-3	59	02/13	QUEBEC	L	4-5	36-16-7
12	10/30	@ Los Angeles	T	5-5	6-2-4	60	02/16	CALGARY	W	5-3	37-16-7
13	11/03	WASHINGTON	T	3-3	6-2-5	61	02/19	@ Hartford	W	4-2	38-16-7
14	11/07	TORONTO	W	7-3	7-2-5	62	02/23	NY ISLANDERS	T	4-4	38-16-8
15	11/10	MONTREAL	W	6-3	8-2-5	63	02/26	@ Minnesota	T	4-4	38-16-9
16	11/13	@ Detroit	W	3-2	9-2-5	64	02/27	MINNESOTA	L	1-2	38-17-9
17	11/14	MINNESOTA	W	5-4	10-2-5	65	03/02	LOS ANGELES	W	5-3	39-17-9
18	11/17	NEW JERSEY	W	5-3	11-2-5	66	03/05	@ Boston	L	3-6	39-18-9
19	11/20	@ NY Islanders	L	4-5	11-3-5	67	03/06	MONTREAL	W	5-4	40-18-9
20	11/21	DETROIT	W	3-0	12-3-5	68	03/08	@ Philadelphia	W	4-1	41-18-9
21	11/24	@ Winnipeg	W	7-5	13-3-5	69	03/10	@ Detroit	L	2-4	41-19-9
22	11/26	@ Hartford	W	4-3	14-3-5	70	03/12	@ Toronto	L	2-4	41-20-9
23	11/27	@ Quebec	W	3-1	15-3-5	71	03/13	@ Pittsburgh	W	4-3	42-20-9
24	11/29	@ New Jersey	W	3-1	16-3-5	72	03/16	ST. LOUIS	W	4-1	43-20-9
25	12/01	@ Pittsburgh	W	4-2	17-3-5	73	03/20	TORONTO	W	7-3	44-20-9
26	12/04	@ Washington	L	2-4	17-4-5	74	03/21	@ Minnesota	L	3-4	44-21-9
27	12/05	@ Buffalo	T	3-3	17-4-6	75	03/24	@ Calgary	L	5-6	44-22-9
28	12/08	NY RANGERS	W	7-2	18-4-6	76	03/25	@ Vancouver	T	3-3	44-22-10
29	12/11	@ Boston	L	2-4	18-5-6	77	03/27	DETROIT	W	6-0	45-22-10
30	12/12	QUEBEC	W	7-3	19-5-6	78	03/30	MINNESOTA	W	5-0	46-22-10
31	12/15	WINNIPEG	W	10-3	20-5-6	79	04/02	@ St. Louis	L	2-4	46-23-10
32	12/18	@ Toronto	W	8-5	21-5-6	80	04/03	ST. LOUIS	W	7-2	47-23-10
33	12/19	LOS ANGELES	W	6-4	22-5-6						
34	12/22	TORONTO	W	4-3	23-5-6						
35	12/26	ST. LOUIS	W	7-4	24-5-6						
36	12/28	@ Calgary	L	2-3	24-6-6						
37	12/29	@ Edmonton	W	8-6	25-6-6						
38	12/31	@ Detroit	L	1-4	25-7-6						
39	01/02	PHILADELPHIA	L	1-3	25-8-6						
40	01/04	@ St. Louis	W	4-2	26-8-6						
41	01/05	BOSTON	L	1-4	26-9-6						
42	01/08	@ Minnesota	L	1-4	26-10-6						
43	01/09	MINNESOTA	W	6-3	27-10-6						
44	01/12	EDMONTON	L	4-10	27-11-6						
45	01/15	@ Philadelphia	T	4-4	27-11-7						
46	01/16	DETROIT	W	4-2	28-11-7						
47	01/19	WASHINGTON	L	4-6	28-12-7						
48	01/22	@ Toronto	W	3-2	29-12-7						

PLAYER	GP	G	A	PTS	PIM	PLAYER	GP	G	A	PTS	PIM
SAVARD, DENIS	78	35	86	121	99	O'CALLAHAN, JACK	39	0	11	11	46
LARMER, STEVE	80	43	47	90	28	FIDLER, MIKE	4	2	1	3	4
SECORD, AL	80	54	32	86	180	RUSKOWSKI, TERRY	5	0	2	2	12
WILSON, DOUG	74	18	51	69	58	TANZI, TONY	1	1	0	1	0
SUTTER, DARRYL	80	31	30	61	53	MULVEY, GRANT	3	0	0	0	0
LYSIAK, TOM	61	23	38	61	27	DUPONT, JEROME	1	0	0	0	0
PRESTON, RICH	79	25	28	53	64	BANNERMAN, MURRAY	41	0	1	1	2
CROSSMAN, DOUG	80	13	40	53	46	ESPOSITO, TONY	39	0	0	0	0
GARDNER, BILL	77	15	25	40	12						
MURRAY, BOB	79	7	32	39	73						
BROWN, KEITH	50	4	27	31	20						
LUDZIK, STEVE	66	6	19	25	63						
PATERSON, RICK	79	14	9	25	14						
HIGGINS, TIM	64	14	9	25	63						
MARSH, PETER	68	6	14	20	55						
FRASER, CURT	38	6	13	19	77						
FEAMSTER, DAVE	78	6	12	18	69						
MURRAY, TROY	54	8	8	16	27						
CYR, DENIS	41	7	8	15	2						
FOX, GREG	76	0	12	12	81						

GOALIES	GP	W	L	T	MIN	GA	SO	AVG
BANNERMAN, MURRAY	41	24	12	5	2,460	127	4	3.10
ESPOSITO, TONY	39	23	11	5	2,340	135	1	3.47

LEADERSHIP
PLAYERS
2018-19
OPPONENTS
TRADITION
RECORDS
PLAYOFFS
HISTORY
MINORS
MEDIA

HISTORY OF THE BLACKHAWKS

1983-84 CHICAGO BLACKHAWKS

30-42-8, 68 POINTS, 4TH NORRIS DIVISION

	GM	DATE	OPPONENT	RESULT	SCORE	RECORD	GM	DATE	OPPONENT	RESULT	SCORE	RECORD
LEADERSHIP	1	10/05	ST. LOUIS	W	4-3	1-0-0	48	01/20	@ Washington	L	3-5	18-26-4
	2	10/08	@ St. Louis	L	1-4	1-1-0	49	01/21	@ Quebec	T	4-4 OT	18-26-5
	3	10/09	DETROIT	W	6-4	2-1-0	50	01/25	@ Toronto	W	6-2	19-26-5
	4	10/12	VANCOUVER	W	2-1	3-1-0	51	01/25	MINNESOTA	L	3-5	19-27-5
	5	10/15	@ Toronto	L	8-10	3-2-0	52	01/28	@ Minnesota	W	4-2	20-27-5
	6	10/16	MINNESOTA	W	4-3	4-2-0	53	01/29	PHILADELPHIA	T	5-5 OT	20-27-6
	7	10/19	NEW JERSEY	W	6-3	5-2-0	54	02/01	TORONTO	W	7-2	21-27-6
PLAYERS	8	10/22	@ St. Louis	L	1-2	5-3-0	55	02/03	@ Winnipeg	L	3-7	21-28-6
	9	10/23	CALGARY	W	7-4	6-3-0	56	02/05	HARTFORD	L	3-4	21-29-6
	10	10/25	BOSTON	W	5-1	7-3-0	57	02/08	@ Los Angeles	L	0-1	21-30-6
	11	10/27	PITTSBURGH	L	2-4	7-4-0	58	02/11	@ St. Louis	T	1-1 OT	21-30-7
	12	10/30	HARTFORD	W	6-1	8-4-0	59	02/12	CALGARY	L	4-6	21-31-7
	13	11/03	@ Detroit	L	4-7	8-5-0	60	02/15	QUEBEC	W	5-2	22-31-7
	14	11/05	@ Minnesota	L	5-10	8-6-0	61	02/18	@ Detroit	L	0-6	22-32-7
2019-19	15	11/06	@ New Jersey	L	3-6	8-7-0	62	02/19	ST. LOUIS	W	6-5	23-32-7
	16	11/09	MONTREAL	L	0-3	8-8-0	63	02/22	WASHINGTON	W	4-2	24-32-7
	17	11/12	@ Hartford	L	1-6	8-9-0	64	02/25	@ Pittsburgh	T	3-3 OT	24-32-8
	18	11/13	EDMONTON	W	5-3	9-9-0	65	02/26	DETROIT	L	2-4	24-33-8
	19	11/16	ST. LOUIS	W	4-3	10-9-0	66	02/29	BUFFALO	W	4-3	25-33-8
	20	11/19	@ Montreal	T	5-5 OT	10-9-1	67	03/03	@ Minnesota	L	3-6	25-34-8
	21	11/20	MINNESOTA	L	3-4	10-10-1	68	03/04	TORONTO	W	5-4	26-34-8
OPPONENTS	22	11/23	@ Washington	T	2-2 OT	10-10-2	69	03/07	@ Edmonton	L	4-7	26-35-8
	23	11/25	@ Buffalo	L	2-5	10-11-2	70	03/09	@ Vancouver	L	3-4 OT	26-36-8
	24	11/26	@ NY Islanders	L	3-9	10-12-2	71	03/11	@ Los Angeles	L	3-4	26-37-8
	25	11/29	@ New Jersey	L	2-3	10-13-2	72	03/14	@ Winnipeg	L	4-6	26-38-8
	26	11/30	@ NY Rangers	W	4-0	11-13-2	73	03/16	@ Calgary	L	5-6	26-39-8
	27	12/03	@ Quebec	L	2-3	11-14-2	74	03/19	@ Montreal	L	1-2	26-40-8
	28	12/07	BUFFALO	W	4-2	12-14-2	75	03/21	WINNIPEG	W	6-2	27-40-8
TRAITION	29	12/08	@ Philadelphia	L	2-3	12-15-2	76	03/24	@ Toronto	L	3-7	27-41-8
	30	12/11	DETROIT	W	4-2	13-15-2	77	03/25	TORONTO	W	5-4	28-41-8
	31	12/13	@ St. Louis	L	1-4	13-16-2	78	03/28	MINNESOTA	L	3-6	28-42-8
	32	12/14	LOS ANGELES	L	5-6	13-17-2	79	03/31	@ Detroit	W	4-2	29-42-8
	33	12/17	@ Boston	W	5-2	14-17-2	80	04/01	DETROIT	W	4-3	30-42-8
	34	12/18	BOSTON	L	1-5	14-18-2						
	35	12/21	PHILADELPHIA	T	3-3 OT	14-18-3						
RECORDS	36	12/23	@ NY Rangers	L	2-3	14-19-3						
	37	12/26	ST. LOUIS	W	3-1	15-19-3						
	38	12/28	NY RANGERS	L	4-7	15-20-3						
	39	12/31	@ Detroit	L	3-4	15-21-3						
	40	01/02	@ Minnesota	L	5-6	15-22-3						
	41	01/04	TORONTO	W	5-1	16-22-3						
	42	01/07	@ NY Islanders	L	3-5	16-23-3						
PLAYOFFS	43	01/08	VANCOUVER	W	2-0	17-23-3						
	44	01/11	EDMONTON	L	3-5	17-24-3						
	45	01/14	@ Toronto	T	2-2 OT	17-24-4						
	46	01/15	PITTSBURGH	W	2-0	18-24-4						
	47	01/18	NY ISLANDERS	L	1-9	18-25-4						

	PLAYER	GP	G	A	PTS	PIM	PLAYER	GP	G	A	PTS	PIM
MINORS	SAVARD, DENIS	75	37	57	94	71	HIGGINS, TIM	32	1	4	5	21
	LARMER, STEVE	80	35	40	75	34	FOX, GREG	24	0	5	5	31
	WILSON, DOUG	66	13	45	58	64	DIETRICH, DON	17	0	5	5	0
	GARDNER, BILL	79	27	21	48	12	MCMURCHY, TOM	27	3	1	4	42
	MURRAY, BOB	78	11	37	48	78	DUPONT, JEROME	36	2	2	4	116
	LYSIAK, TOM	54	17	30	47	35	BOYD, RANDY	23	0	4	4	16
	SUTTER, DARRYL	59	20	20	40	44	ROBIDOUX, FLORENT	9	0	0	0	0
MEDIA	BROWN, KEITH	74	10	25	35	94	PELANSKY, PERRY	4	0	0	0	5
	WILSON, BEHN	59	10	22	32	143	FRANLEY, DAN	3	0	0	0	0
	MURRAY, TROY	61	15	15	30	45	ANHOLT, DARRYL	1	0	0	0	0
	LUDZIK, STEVE	80	9	20	29	73	CAMAZZOLA, JIM	1	0	0	0	0
	PRESTON, RICH	75	10	18	28	50	CASSIDY, BRUCE	1	0	0	0	0
	CYR, DENIS	46	12	13	25	19	BANNERMAN, MURRAY	56	0	4	4	17
	LARMER, JEFF	36	9	13	22	20	ESPOSITO, TONY	18	0	3	3	0
	FRASER, CURT	29	5	12	17	28	JANECEK, BOB	8	0	0	0	2
	O'CALLAHAN, JACK	70	4	13	17	67						
	PATERSON, RICK	72	7	6	13	41						
	YAREMCHUK, KEN	47	6	7	13	19						
	FEAMSTER, DAVE	46	6	7	13	42						
	MARSH, PETER	43	4	6	10	44						
	SECORD, AL	14	4	4	8	77						

GOALIES	GP	W	L	T	MINS	GA	SO	AVG
BANNERMAN, MURRAY	56	23	29	4	3,335	188	2	3.39
ESPOSITO, TONY	18	5	10	3	1,095	88	1	4.84
JANECEK, BOB	8	2	3	1	412	28	0	4.10

HISTORY OF THE BLACKHAWKS

1984-85 CHICAGO BLACKHAWKS

38-35-7, 83 POINTS, 2ND NORRIS DIVISION

GM	DATE	OPPONENT	RESULT	SCORE	RECORD	GM	DATE	OPPONENT	RESULT	SCORE	RECORD
1	10/11	DETROIT	W	7-3	1-0-0	49	01/26	@ Toronto	W	5-2	22-24-3
2	10/13	@ NY Islanders	L	6-7 OT	1-1-0	50	01/27	TORONTO	L	2-6	22-25-3
3	10/14	WASHINGTON	L	3-5	1-2-0	51	01/30	WINNIPEG	L	3-6	22-26-3
4	10/17	ST. LOUIS	W	4-3	2-2-0	52	02/02	@ St. Louis	L	1-5	22-27-3
5	10/20	@ Detroit	L	4-7	2-3-0	53	02/03	ST. LOUIS	L	4-6	22-28-3
6	10/21	LOS ANGELES	W	5-2	3-3-0	54	02/06	TORONTO	W	3-2	23-28-3
7	10/24	VANCOUVER	W	9-3	4-3-0	55	02/09	@ Boston	W	6-5	24-28-3
8	10/27	@ St. Louis	W	5-4	5-3-0	56	02/10	BOSTON	W	4-3	25-28-3
9	10/28	HARTFORD	L	1-4	5-4-0	57	02/14	PITTSBURGH	W	5-4	26-28-3
10	10/30	@ Minnesota	T	5-5 OT	5-4-1	58	02/16	@ Detroit	L	4-7	26-29-3
11	11/02	@ Edmonton	L	2-4	5-5-1	59	02/17	DETROIT	T	4-4 OT	26-29-4
12	11/03	@ Vancouver	L	4-6	5-6-1	60	02/20	MONTREAL	W	3-2	27-29-4
13	11/05	@ Los Angeles	W	3-2	6-6-1	61	02/22	@ Minnesota	L	1-4	27-30-4
14	11/07	@ Calgary	W	5-3	7-6-1	62	02/24	DETROIT	W	3-2	28-30-4
15	11/10	@ Toronto	T	4-4 OT	7-6-2	63	02/25	@ Toronto	W	4-3 OT	29-30-4
16	11/14	NY RANGERS	W	6-4	8-6-2	64	02/27	NEW JERSEY	W	6-3	30-30-4
17	11/17	@ Hartford	W	7-0	9-6-2	65	03/02	@ St. Louis	T	4-4 OT	30-30-5
18	11/18	QUEBEC	L	3-5	9-7-2	66	03/03	ST. LOUIS	W	5-2	31-30-5
19	11/20	@ Quebec	L	2-3 OT	9-8-2	67	03/06	@ Minnesota	W	5-4	32-30-5
20	11/22	@ Montreal	L	2-3	9-9-2	68	03/08	@ Buffalo	L	2-7	32-31-5
21	11/24	@ Boston	W	2-1	10-9-2	69	03/10	MINNESOTA	L	2-3	32-32-5
22	11/25	@ Washington	L	0-5	10-10-2	70	03/11	@ NY Rangers	W	4-3 OT	33-32-5
23	11/27	@ Philadelphia	L	2-4	10-11-2	71	03/13	NY ISLANDERS	L	3-4	33-33-5
24	11/29	@ Pittsburgh	W	6-3	11-11-2	72	03/17	@ Vancouver	W	6-4	34-33-5
25	12/01	@ New Jersey	W	5-3	12-11-2	73	03/20	@ Edmonton	L	4-6	34-34-5
26	12/05	LOS ANGELES	T	5-5 OT	12-11-3	74	03/22	@ Calgary	W	3-1	35-34-5
27	12/08	@ Detroit	L	4-5	12-12-3	75	03/27	PHILADELPHIA	W	5-2	36-34-5
28	12/09	TORONTO	W	7-2	13-12-3	76	03/29	@ Winnipeg	T	5-5 OT	36-34-6
29	12/12	DETROIT	W	5-1	14-12-3	77	03/31	EDMONTON	L	3-7	36-35-6
30	12/15	@ Minnesota	W	5-3	15-12-3	78	04/03	NEW JERSEY	W	5-0	37-35-6
31	12/16	MINNESOTA	L	3-5	15-13-3	79	04/06	@ Detroit	T	2-2 OT	37-35-7
32	12/19	BUFFALO	L	3-6	15-14-3	80	04/07	NY RANGERS	W	3-1	38-35-7
33	12/21	TORONTO	W	4-3	16-14-3						
34	12/23	QUEBEC	L	2-3 OT	16-15-3						
35	12/26	@ St. Louis	L	3-4	16-16-3						
36	12/29	@ Toronto	W	5-4	17-16-3						
37	12/30	CALGARY	L	2-5	17-17-3						
38	01/02	MONTREAL	W	3-2	18-17-3						
39	01/05	@ Hartford	L	3-4	18-18-3						
40	01/06	ST. LOUIS	L	2-3	18-19-3						
41	01/09	MINNESOTA	W	4-3	19-19-3						
42	01/10	@ Philadelphia	L	1-6	19-20-3						
43	01/13	NY ISLANDERS	L	5-6	19-21-3						
44	01/16	WINNIPEG	W	6-3	20-21-3						
45	01/18	@ Buffalo	L	3-4	20-22-3						
46	01/19	@ Pittsburgh	L	4-5	20-23-3						
47	01/21	MINNESOTA	W	7-2	21-23-3						
48	01/23	WASHINGTON	L	2-3	21-24-3						

PLAYER	GP	G	A	PTS	PIM	PLAYER	GP	G	A	PTS	PIM
SAVARD, DENIS	79	38	67	105	56	BERGEVIN, MARC	60	0	6	6	54
LARMER, STEVE	80	46	40	86	16	TEAMSTER, DAVE	16	1	3	4	14
WILSON, DOUG	78	22	54	76	44	MCMURCHY, TOM	15	1	2	3	13
MURRAY, TROY	80	26	40	66	82	PRESLEY, WAYNE	3	0	1	1	0
GARDNER, BILL	74	17	34	51	12	LARMER, JEFF	7	0	0	0	0
FRASER, CURT	73	25	25	50	109	BOYD, RANDY	3	0	0	0	6
OLCZYK, ED	70	20	30	50	67	BANNERMAN, MURRAY	60	0	1	1	8
LYSIAK, TOM	74	16	30	46	13	SKORODENSKI, WARREN	27	0	0	0	2
MURRAY, BOB	80	5	38	43	56	PANG, DARREN	1	0	0	0	0
SUTTER, DARRYL	49	20	18	38	12	CLIFFORD, CHRIS	1	0	0	0	0
WILSON, BEHN	76	10	23	33	185						
LUDZIK, STEVE	79	11	20	31	86						
SECORD, AL	51	15	11	26	193						
YAREMCHUK, KEN	63	10	16	26	16						
BROWN, KEITH	56	1	22	23	55						
PATERSON, RICK	79	7	12	19	25						
O'CALLAHAN, JACK	66	6	8	14	105						
DUPONT, JEROME	55	3	10	13	105						
MACMILLAN, BOB	36	5	7	12	12						
FRAWLEY, DAN	30	4	3	7	64						

GOALIES	GP	W	L	T	MINS	GA	SO	AVG
BANNERMAN, MURRAY	60	27	25	4	3,371	295	0	3.84
SKORODENSKI, WARREN	27	11	9	3	1,396	75	2	3.23
PANG, DARREN	1	0	1	0	60	4	0	4.00
CLIFFORD, CHRIS	1	0	0	0	20	0	0	0.00

HISTORY OF THE BLACKHAWKS

1985-86 CHICAGO BLACKHAWKS

39-33-8, 86 POINTS, 1ST NORRIS DIVISION

	GM	DATE	OPPONENT	RESULT	SCORE	RECORD	GM	DATE	OPPONENT	RESULT	SCORE	RECORD
LEADERSHIP	1	10/10	@ Quebec	L	2-6	0-1-0	49	01/27	EDMONTON	L	3-4	23-19-7
	2	10/12	@ Montreal	L	3-6	0-2-0	50	01/29	NY RANGERS	W	5-4	24-19-7
	3	10/13	TORONTO	L	1-5	0-3-0	51	02/01	@ Toronto	W	7-4	25-19-7
	4	10/16	PITTSBURGH	T	5-5 OT	0-3-1	52	02/02	TORONTO	L	3-4	25-20-7
PLAYERS	5	10/19	@ Detroit	W	6-2	1-3-1	53	02/05	NY ISLANDERS	W	3-2	26-20-7
	6	10/20	PHILADELPHIA	L	2-5	1-4-1	54	02/08	@ Quebec	L	5-8	26-21-7
	7	10/23	HARTFORD	W	9-2	2-4-1	55	02/09	PHILADELPHIA	T	2-2 OT	26-21-8
	8	10/24	@ New Jersey	W	6-4	3-4-1	56	02/11	BOSTON	W	5-4	27-21-8
2019-19	9	10/27	WASHINGTON	L	2-4	3-5-1	57	02/13	TORONTO	W	5-4 OT	28-21-8
	10	10/30	@ Minnesota	W	6-5	4-5-1	58	02/15	@ Toronto	L	3-4	28-22-8
	11	11/02	@ Boston	L	4-5	4-6-1	59	02/16	ST. LOUIS	W	4-2	29-22-8
	12	11/05	@ Washington	L	4-8	4-7-1	60	02/19	MINNESOTA	L	5-6	29-23-8
OPPONENTS	13	11/07	@ Philadelphia	L	2-6	4-8-1	61	02/21	@ Winnipeg	W	5-2	30-23-8
	14	11/09	@ Pittsburgh	L	1-3	4-9-1	62	02/23	CALGARY	W	6-2	31-23-8
	15	11/11	@ NY Rangers	W	5-4 OT	5-9-1	63	02/27	@ Los Angeles	W	6-3	32-23-8
	16	11/13	QUEBEC	W	6-4	6-9-1	64	03/01	@ St. Louis	L	3-6	32-24-8
TRAIDITION	17	11/16	@ Toronto	L	4-6	6-10-1	65	03/02	ST. LOUIS	W	6-4	33-24-8
	18	11/17	MINNESOTA	T	5-5 OT	6-10-2	66	03/05	DETROIT	L	3-8	33-25-8
	19	11/20	VANCOUVER	W	2-0	7-10-2	67	03/08	@ Toronto	L	3-4	33-26-8
	20	11/23	@ St. Louis	W	7-3	8-10-2	68	03/09	ST. LOUIS	W	4-2	34-26-8
RECORDS	21	11/24	LOS ANGELES	T	4-4 OT	8-10-3	69	03/12	BUFFALO	L	6-7	34-27-8
	22	11/26	@ Vancouver	W	5-3	9-10-3	70	03/15	@ Hartford	L	4-11	34-28-8
	23	11/30	@ Los Angeles	T	4-4 OT	9-10-4	71	03/16	VANCOUVER	W	5-4	35-28-8
	24	12/03	@ Minnesota	L	2-9	9-11-4	72	03/22	@ Detroit	L	4-8	35-29-8
PLAYOFFS	25	12/06	@ Calgary	L	2-5	9-12-4	73	03/23	@ NY Rangers	W	5-3	36-29-8
	26	12/08	@ Edmonton	L	3-4	9-13-4	74	03/26	DETROIT	W	5-3	37-29-8
	27	12/11	EDMONTON	L	9-12	9-14-4	75	03/29	@ New Jersey	L	2-3	37-30-8
	28	12/14	@ Montreal	L	3-6	9-15-4	76	03/30	TORONTO	L	4-5 OT	37-31-8
HISTORY	29	12/15	DETROIT	W	6-4	10-15-4	77	04/01	@ Minnesota	W	2-1	38-31-8
	30	12/18	WINNIPEG	W	5-4	11-15-4	78	04/02	MINNESOTA	L	5-7	38-32-8
	31	12/21	@ Detroit	W	6-3	12-15-4	79	04/05	@ St. Louis	L	5-7	38-33-8
	32	12/22	CALGARY	W	5-4 OT	13-15-4	80	04/06	ST. LOUIS	W	3-1	39-33-8
MINORS	33	12/26	@ St. Louis	L	6-9	13-16-4						
	34	12/28	@ Washington	W	7-4	14-16-4						
	35	12/29	BOSTON	W	4-3	15-16-4						
	36	01/01	PITTSBURGH	W	7-4	16-16-4						
MEDIA	37	01/04	@ NY Islanders	W	4-1	17-16-4						
	38	01/05	MINNESOTA	W	6-2	18-16-4						
	39	01/08	NEW JERSEY	L	7-8	18-17-4						
	40	01/10	@ Detroit	W	9-4	19-17-4						
	41	01/12	HARTFORD	W	4-2	20-17-4						
	42	01/14	@ Minnesota	T	3-3 OT	20-17-5						
	43	01/15	BUFFALO	W	4-2	21-17-5						
	44	01/17	@ Winnipeg	L	1-5	21-18-5						
	45	01/19	DETROIT	W	6-4	22-18-5						
	46	01/22	MONTREAL	T	3-3 OT	22-18-6						
	47	01/24	@ Buffalo	W	5-3	23-18-6						
	48	01/25	@ NY Islanders	T	3-3 OT	23-18-7						
PLAYER						GP	G	A	PTS	PIM	PLAYER	
SAVARD, DENIS						80	47	69	116	111	LUDZIK, STEVE	
MURRAY, TROY						80	45	54	99	94	BOUDREAU, BRUCE	
OLCZYK, ED						79	29	50	79	47	MCMURCHY, TOM	
SECORD, AL						80	40	36	76	201	LARMER, JEFF	
LARMER, STEVE						80	31	45	76	47	LAVARRE, MARK	
FRASER, CURT						61	29	39	68	84	POSA, VICTOR	
WILSON, DOUG						79	17	47	64	80	CASSIDY, BRUCE	
WILSON, BEHN						69	13	38	51	113	BANNERMAN, MURRAY	
BROWN, KEITH						70	11	29	40	87	SAUVE, BOB	
MURRAY, BOB						80	9	29	38	75	SKORODENSKI, WARREN	
YAREMCHUK, KEN						78	14	20	34	43		
SUTTER, DARRYL						50	17	10	27	42		
WATSON, BILL						52	8	16	24	2		
O'CALLAHAN, JACK						80	4	19	23	116		
LYSHAK, TOM						51	2	19	21	14		
PRESLEY, WAYNE						38	7	8	15	38		
DUPONT, JEROME						75	2	13	15	173		
BERGEVIN, MARC						71	7	7	14	60		
GARDNER, BILL						46	3	10	13	6		
PATERSON, RICK						70	9	3	12	24		
GOALIES						GP	W	L	T	MIN	GA	SO
BANNERMAN, MURRAY						48	20	19	6	2,689	201	1
SAUVE, BOB						38	19	13	2	2,099	138	0
SKORODENSKI, WARREN						1	0	1	0	60	6	0
											AVG	
											4.50	
											3.96	
											6.00	

HISTORY OF THE BLACKHAWKS

1986-87 CHICAGO BLACKHAWKS

29-37-14, 72 POINTS, 3RD NORRIS DIVISION

GM	DATE	OPPONENT	RESULT	SCORE	RECORD	GM	DATE	OPPONENT	RESULT	SCORE	RECORD
1	10/09	NY ISLANDERS	W	3-2	1-0-0	49	01/24	@ Montreal	L	1-3	17-25-7
2	10/11	@ Detroit	L	3-4	1-1-0	50	01/26	MONTREAL	L	2-3	17-26-7
3	10/12	PITTSBURGH	L	1-4	1-2-0	51	01/28	TORONTO	W	5-0	18-26-7
4	10/15	NY RANGERS	T	5-5 OT	1-2-1	52	01/31	@ St. Louis	T	4-4 OT	18-26-8
5	10/18	@ Toronto	L	2-3	1-3-1	53	02/01	EDMONTON	W	6-4	19-26-8
6	10/19	MINNESOTA	L	5-8	1-4-1	54	02/04	DETROIT	W	5-4	20-26-8
7	10/21	@ Edmonton	L	1-9	1-5-1	55	02/07	@ Pittsburgh	L	1-4	20-27-8
8	10/24	@ Vancouver	T	2-2 OT	1-5-2	56	02/08	@ Buffalo	L	4-7	20-28-8
9	10/26	@ Winnipeg	W	8-4	2-5-2	57	02/15	QUEBEC	W	6-4	21-28-8
10	10/28	@ Toronto	L	1-2	2-6-2	58	02/17	HARTFORD	L	4-5	21-29-8
11	10/29	@ Detroit	L	2-5	2-7-2	59	02/19	NY RANGERS	W	5-2	22-29-8
12	11/01	@ Minnesota	W	6-5	3-7-2	60	02/21	@ Hartford	W	6-3	23-29-8
13	11/02	@ St. Louis	L	3-7	3-8-2	61	02/22	DETROIT	T	2-2 OT	23-29-9
14	11/05	MINNESOTA	W	4-2	4-8-2	62	02/25	MONTREAL	T	3-3 OT	23-29-10
15	11/08	@ Washington	L	2-3	4-9-2	63	02/28	@ Pittsburgh	W	2-1	24-29-10
16	11/09	ST. LOUIS	T	4-4 OT	4-9-3	64	03/01	LOS ANGELES	W	6-1	25-29-10
17	11/12	WASHINGTON	T	2-2 OT	4-9-4	65	03/04	WINNIPEG	W	3-2	26-29-10
18	11/15	@ St. Louis	L	3-4	4-10-4	66	03/07	@ New Jersey	W	4-3	27-29-10
19	11/16	TORONTO	L	3-7	4-11-4	67	03/08	NY ISLANDERS	L	5-6	27-30-10
20	11/19	LOS ANGELES	T	4-4 OT	4-11-5	68	03/11	ST. LOUIS	L	2-3	27-31-10
21	11/20	@ Philadelphia	L	1-5	4-12-5	69	03/14	@ Boston	T	4-4 OT	27-31-11
22	11/23	NEW JERSEY	W	5-3	5-12-5	70	03/15	MINNESOTA	L	2-4	27-32-11
23	11/26	@ Minnesota	L	2-5	5-15-5	71	03/17	@ Minnesota	T	3-3 OT	27-32-12
24	11/28	@ Edmonton	W	6-5 OT	6-15-5	72	03/18	@ Toronto	W	6-3	28-32-12
25	11/29	@ Calgary	L	4-5	6-14-5	73	03/21	@ Detroit	L	0-3	28-33-12
26	12/02	@ Vancouver	W	4-2	7-14-5	74	03/22	@ NY Rangers	L	3-5	28-34-12
27	12/04	@ Calgary	L	4-5	7-15-5	75	03/25	ST. LOUIS	T	4-4 OT	28-34-13
28	12/06	@ Los Angeles	L	2-7	7-16-5	76	03/28	@ Quebec	L	4-5	28-35-13
29	12/10	BUFFALO	W	6-3	8-16-5	77	03/29	BOSTON	L	6-8	28-36-13
30	12/13	@ St. Louis	T	4-4 OT	8-16-6	78	04/01	MINNESOTA	T	4-4 OT	28-36-14
31	12/14	VANCOUVER	L	3-7	8-17-6	79	04/04	@ Toronto	L	1-3	28-37-14
32	12/17	WINNIPEG	W	5-1	9-17-6	80	04/05	TORONTO	W	5-2	29-37-14
33	12/20	@ Boston	W	6-2	10-17-6						
34	12/21	DETROIT	W	7-4	11-17-6						
35	12/23	@ Detroit	L	1-3	11-18-6						
36	12/26	ST. LOUIS	W	8-6	12-18-6						
37	12/28	WASHINGTON	W	7-5	13-18-6						
38	12/30	@ NY Islanders	W	5-3	14-18-6						
39	12/31	@ Buffalo	L	2-5	14-19-6						
40	01/03	@ Hartford	W	3-2	15-19-6						
41	01/04	CALGARY	L	1-4	15-20-6						
42	01/07	TORONTO	W	6-4	16-20-6						
43	01/11	DETROIT	W	5-3	17-20-6						
44	01/14	NEW JERSEY	L	1-3	17-21-6						
45	01/17	@ Minnesota	L	2-3	17-22-6						
46	01/18	QUEBEC	L	3-5	17-23-6						
47	01/21	PHILADELPHIA	T	5-5 OT	17-23-7						
48	01/23	@ Philadelphia	L	3-4	17-24-7						

PLAYER	GP	G	A	PTS	PIM	PLAYER	GP	G	A	PTS	PIM			
SAVARD, DENIS	70	40	50	90	108	MANSON, DAVE	63	1	8	9	146			
LARMER, STEVE	80	28	56	84	22	SANIPASS, EVERETT	7	1	3	4	2			
MURRAY, TROY	77	28	43	71	59	PATERSON, RICK	22	1	2	3	6			
PRESLEY, WAYNE	80	32	29	61	114	CAMAZZOLA, JIM	2	0	0	0	0			
SECORD, AL	77	29	30	59	196	CASSIDY, BRUCE	2	0	0	0	0			
OLCZYK, ED	79	16	35	51	119	SCIEVOUR, DARIN	1	0	0	0	0			
FRASER, CURT	75	25	25	50	182	SAUIVE, BOB	46	0	4	4	6			
WILSON, DOUG	69	16	32	48	36	BANNERMAN, MURRAY	39	0	1	1	4			
MURRAY, BOB	79	6	38	44	80	SKORODENSKI, WARREN	3	0	0	0	0			
WATSON, BILL	51	13	19	32	6									
NYLUND, GARY	80	7	20	27	190									
BROWN, KEITH	75	4	23	27	86									
LAVARRE, MARK	58	8	15	23	33									
DONNELLY, DAVE	71	6	12	18	81									
PRESTON, RICH	75	8	9	17	19									
LUDZIK, STEVE	52	5	12	17	34									
SUTTER, DARRYL	44	8	6	14	16									
BERGEVIN, MARC	66	4	10	14	66	GOALIES	GP	W	L	T	MINs	GA	SO	AVG
O'CALLAHAN, JACK	48	1	13	14	59	SAUIVE, BOB	46	19	19	5	2,660	159	1	3.60
STAPLETON, MIKE	39	3	6	9	6	BANNERMAN, MURRAY	39	9	18	8	2,059	142	0	4.15
						SKORODENSKI, WARREN	3	1	0	1	155	7	0	2.71

HISTORY OF THE BLACKHAWKS

1987-88 CHICAGO BLACKHAWKS

30-41-9, 69 POINTS, 3RD NORRIS DIVISION

	GM	DATE	OPPONENT	RESULT	SCORE	RECORD	GM	DATE	OPPONENT	RESULT	SCORE	RECORD
LEADERSHIP	1	10/08	TORONTO	L	5-7	0-1-0	49	01/24	VANCOUVER	W	3-1	21-25-3
	2	10/10	@ Washington	L	4-6	0-2-0	50	01/26	@ Detroit	W	6-4	22-25-3
	3	10/11	PHILADELPHIA	W	5-3	1-2-0	51	01/29	@ New Jersey	L	2-3 OT	22-26-3
	4	10/14	ST. LOUIS	W	5-3	2-2-0	52	01/30	@ Pittsburgh	L	2-4	22-27-3
PLAYERS	5	10/17	@ St. Louis	W	3-2	3-2-0	53	02/01	BOSTON	L	3-5	22-28-3
	6	10/18	WINNIPEG	W	6-4	4-2-0	54	02/03	DETROIT	L	4-6	22-29-3
	7	10/21	@ Detroit	W	5-1	5-2-0	55	02/05	@ Winnipeg	T	1-1 OT	22-29-4
	8	10/23	@ NY Rangers	L	3-7	5-3-0	56	02/07	@ Quebec	T	5-5 OT	22-29-5
2018-19	9	10/24	@ Hartford	L	3-5	5-4-0	57	02/12	ST. LOUIS	W	4-3 OT	23-29-5
	10	10/27	@ NY Islanders	T	4-4 OT	5-4-1	58	02/14	BUFFALO	W	4-3 OT	24-29-5
	11	10/31	@ Toronto	L	5-6	5-5-1	59	02/17	DETROIT	L	3-4	24-30-5
	12	11/01	@ Buffalo	L	3-5	5-6-1	60	02/20	@ Detroit	L	1-6	24-31-5
OPPONENTS	13	11/04	MONTREAL	T	4-4 OT	5-6-2	61	02/21	CALGARY	T	3-3 OT	24-31-6
	14	11/06	@ Winnipeg	L	3-6	5-7-2	62	02/24	EDMONTON	W	6-4	25-31-6
	15	11/08	MINNESOTA	W	8-5	6-7-2	63	02/25	@ NY Islanders	T	1-1 OT	25-31-7
	16	11/11	DETROIT	W	6-3	7-7-2	64	02/28	PITTSBURGH	W	7-5	26-31-7
TRADITION	17	11/14	@ Montreal	L	0-3	7-8-2	65	03/02	HARTFORD	L	1-2	26-32-7
	18	11/15	EDMONTON	W	5-4	8-8-2	66	03/05	@ Minnesota	W	4-2	27-32-7
	19	11/18	MINNESOTA	W	5-2	9-8-2	67	03/06	DETROIT	L	3-4	27-33-7
	20	11/20	@ New Jersey	L	2-5	9-9-2	68	03/09	TORONTO	W	4-3	28-33-7
RECORDS	21	11/22	VANCOUVER	W	3-2	10-9-2	69	03/12	@ Toronto	L	4-6	28-34-7
	22	11/25	@ Los Angeles	L	4-6	10-10-2	70	03/13	PHILADELPHIA	W	5-4 OT	29-34-7
	23	11/27	@ Edmonton	L	3-4	10-11-2	71	03/15	@ St. Louis	T	7-7 OT	29-34-8
	24	11/30	@ Calgary	L	0-4	10-12-2	72	03/17	@ Philadelphia	W	4-3 OT	30-34-8
PLAYOFFS	25	12/02	@ St. Louis	L	1-5	10-13-2	73	03/19	@ Montreal	L	0-3	30-35-8
	26	12/04	@ Detroit	L	0-12	10-14-2	74	03/20	ST. LOUIS	L	2-5	30-36-8
	27	12/05	@ Boston	L	3-7	10-15-2	75	03/23	MINNESOTA	L	4-5	30-37-8
	28	12/09	BUFFALO	L	2-6	10-16-2	76	03/25	@ Vancouver	L	2-3	30-38-8
HISTORY	29	12/12	@ Washington	L	1-2	10-17-2	77	03/26	@ Los Angeles	L	5-9	30-39-8
	30	12/13	TORONTO	W	5-1	11-17-2	78	03/28	@ Minnesota	T	7-7 OT	30-39-9
	31	12/16	@ Minnesota	W	4-2	12-17-2	79	03/30	NY RANGERS	L	3-4	30-40-9
	32	12/19	@ Toronto	W	6-2	13-17-2	80	04/03	NEW JERSEY	L	3-4 OT	30-41-9
MINORS	33	12/20	BOSTON	L	2-4	13-18-2						
	34	12/23	NY ISLANDERS	W	7-5	14-18-2						
	35	12/26	ST. LOUIS	L	4-5	14-19-2						
	36	12/27	@ St. Louis	L	2-3	14-20-2						
MEDIA	37	12/30	MINNESOTA	L	4-6	14-21-2						
	38	12/31	@ Minnesota	W	4-1	15-21-2						
	39	01/03	CALGARY	L	3-5	15-22-2						
	40	01/06	QUEBEC	L	1-6	15-23-2						
	41	01/08	TORONTO	W	7-3	16-23-2						
	42	01/10	LOS ANGELES	W	5-2	17-23-2						
	43	01/11	@ NY Rangers	T	2-2 OT	17-23-3						
	44	01/13	HARTFORD	W	2-1	18-23-3						
	45	01/16	@ Quebec	L	1-4	18-24-3						
	46	01/17	WASHINGTON	W	5-4	19-24-3						
	47	01/20	PITTSBURGH	L	3-8	19-25-3						
	48	01/23	@ Toronto	W	3-2	20-25-3						
PLAYER				GP	G	A	PTS	PIM	PLAYER			
SAVARD, DENIS				80	44	87	131	95	YAWNEY, TRENT			
LARMER, STEVE				80	41	48	89	42	WILSON, RIK			
VAIVE, RICK				76	45	26	69	108	BROWN, KEITH			
MURRAY, TROY				79	22	36	58	96	COCHRANE, GLEN			
*GRAHAM, DIRK				42	17	19	36	32	BERGEVIN, MARC			
WILSON, DOUG				27	8	24	32	28	MANSON, DAVE			
NOONAN, BRIAN				77	10	20	30	44	PANG, DARREN			
WILSON, BEHN				58	6	23	29	166	PLAYFAIR, JIM			
THOMAS, STEVE				30	13	14	27	40	MACKEY, DAVE			
MURRAY, BOB				62	6	20	26	44	WATSON, BILL			
PRESLEY, WAYNE				42	12	10	22	52	LAVARRE, MARK			
LUDZIK, STEVE				73	6	15	21	40	MASON, BOB			
SANPASS, EVERETT				57	8	12	20	126	GARDNER, BILL			
NYLUND, GARY				76	4	15	19	212	PAYNTER, KENT			
VINCELETTE, DAN				69	6	11	17	107				
SUTTER, DUANE				37	7	9	16	70				
CASSIDY, BRUCE				21	3	10	13	6				
MCGILL, BOB				67	4	7	11	133				
STAPLETON, MIKE				53	2	9	11	59				
#FRASER, CURT				27	4	6	10	57				
# ACQUIRED IN SEASON # TRADED IN SEASON												
GOALIES				GP	W	L	T	MIN	GA	SO	AVG	
PANG, DARREN				45	17	23	1	2,548	163	0	3.84	
MASON, BOB				41	13	18	8	2,312	160	0	4.15	

HISTORY OF THE BLACKHAWKS

1988-89 CHICAGO BLACKHAWKS

27-41-12, 66 POINTS, 4TH NORRIS DIVISION

GM	DATE	OPPONENT	RESULT	SCORE	RECORD	GM	DATE	OPPONENT	RESULT	SCORE	RECORD
1	10/06	NY RANGERS	T	2-2 OT	0-0-1	41	01/08	NY ISLANDERS	W	3-2	11-25-5
2	10/08	@ Toronto	L	4-7	0-1-1	42	01/11	DETROIT	T	2-2 OT	11-25-6
3	10/09	TORONTO	L	4-8	0-2-1	43	01/12	@ Buffalo	L	5-6	11-26-6
4	10/12	WINNIPEG	W	10-1	1-2-1	44	01/14	@ NY Islanders	W	5-3	12-26-6
5	10/15	@ Hartford	L	5-7	1-3-1	45	01/16	EDMONTON	T	2-2 OT	12-26-7
6	10/16	BOSTON	L	3-10	1-4-1	46	01/18	NY RANGERS	L	4-6	12-27-7
7	10/18	@ Detroit	L	3-4 OT	1-5-1	47	01/20	@ Detroit	W	3-2	15-27-7
8	10/20	@ St. Louis	L	0-2	1-6-1	48	01/21	@ St. Louis	L	2-4	15-28-7
9	10/22	@ Pittsburgh	L	4-7	1-7-1	49	01/24	@ Vancouver	W	4-2	14-28-7
10	10/25	@ Quebec	W	7-4	2-7-1	50	01/25	@ Edmonton	W	6-3	15-28-7
11	10/28	@ Vancouver	L	2-5	2-8-1	51	01/28	@ Calgary	L	4-5 OT	15-29-7
12	10/30	@ Edmonton	W	5-2	3-8-1	52	01/30	TORONTO	W	7-1	16-29-7
13	10/31	@ Calgary	L	3-6	3-9-1	53	02/01	WINNIPEG	W	7-4	17-29-7
14	11/03	MINNESOTA	W	4-1	4-9-1	54	02/04	@ Toronto	W	3-1	18-29-7
15	11/05	@ Minnesota	T	5-5 OT	4-9-2	55	02/05	ST. LOUIS	L	4-5	18-30-7
16	11/06	LOS ANGELES	L	3-5	4-10-2	56	02/10	NY ISLANDERS	W	3-1	19-30-7
17	11/09	MONTREAL	T	6-6 OT	4-10-3	57	02/12	LOS ANGELES	L	2-6	19-31-7
18	11/11	@ Winnipeg	W	6-5 OT	5-10-3	58	02/14	@ Minnesota	W	4-2	20-31-7
19	11/13	QUEBEC	T	5-5 OT	5-10-4	59	02/15	WASHINGTON	W	7-4	21-31-7
20	11/16	BUFFALO	W	3-2	6-10-4	60	02/17	@ Detroit	W	5-3	22-31-7
21	11/19	@ Montreal	L	3-5	6-11-4	61	02/19	MONTREAL	T	4-4 OT	22-31-8
22	11/20	VANCOUVER	L	4-7	6-12-4	62	02/22	MINNESOTA	T	5-5 OT	22-31-9
23	11/23	@ Toronto	L	3-4	6-13-4	63	02/25	@ Detroit	L	0-5	22-32-9
24	11/25	@ Buffalo	L	4-5 OT	6-14-4	64	02/26	DETROIT	T	4-4 OT	22-32-10
25	11/26	@ Boston	L	2-8	6-15-4	65	03/01	MINNESOTA	W	5-1	23-32-10
26	11/29	@ Minnesota	L	2-5	6-16-4	66	03/04	@ Toronto	T	3-3 OT	23-32-11
27	12/03	@ Los Angeles	L	4-6	6-17-4	67	03/05	ST. LOUIS	T	3-3 OT	23-32-12
28	12/06	@ Pittsburgh	L	6-7	6-18-4	68	03/08	NEW JERSEY	L	5-7	23-33-12
29	12/10	@ Philadelphia	L	4-6	6-19-4	69	03/11	@ Philadelphia	L	2-7	23-34-12
30	12/11	ST. LOUIS	W	5-2	7-19-4	70	03/12	PITTSBURGH	L	5-6	23-35-12
31	12/14	HARTFORD	W	4-3	8-19-4	71	03/14	@ St. Louis	L	2-3	23-36-12
32	12/17	@ St. Louis	L	0-4	8-20-4	72	03/16	@ Minnesota	L	1-6	23-37-12
33	12/18	NEW JERSEY	L	3-5	8-21-4	73	03/18	@ New Jersey	W	3-1	24-37-12
34	12/21	WASHINGTON	L	3-4	8-22-4	74	03/19	DETROIT	W	5-3	25-37-12
35	12/23	DETROIT	W	7-2	9-22-4	75	03/22	PHILADELPHIA	L	2-3	25-38-12
36	12/26	ST. LOUIS	L	1-4	9-23-4	76	03/25	@ Boston	L	3-6	25-39-12
37	12/28	MINNESOTA	W	4-3	10-23-4	77	03/26	CALGARY	L	5-7	25-40-12
38	12/31	@ NY Rangers	L	1-4	10-24-4	78	03/29	QUEBEC	W	3-1	26-40-12
39	01/01	TORONTO	T	3-3 OT	10-24-5	79	04/01	@ Hartford	L	1-6	26-41-12
40	01/07	@ Washington	L	3-6	10-25-5	80	04/02	TORONTO	W	4-3 OT	27-41-12

PLAYER	GP	G	A	PTS	PIM	PLAYER	GP	G	A	PTS	PIM			
LARMER, STEVE	80	43	44	87	54	GARDNER, BILL	6	1	1	2	0			
SAVARO, DENIS	58	23	59	82	110	DOYON, MARIO	7	1	1	2	6			
GRAHAM, DIRK	80	33	45	78	89	CASSIDY, BRUCE	9	0	2	2	4			
WILSON, DOUG	66	15	47	62	69	TORKKI, JARI	4	1	0	1	0			
MANSON, DAVE	79	18	36	54	352	LUDZIK, STEVE	6	1	0	1	8			
MURRAY, TROY	79	21	30	51	115	WATSON, BILL	3	0	1	1	4			
THOMAS, STEVE	45	21	19	40	69	STAPLETON, MIKE	7	0	1	1	7			
PRESLEY, WAYNE	71	21	19	40	100	BELOUF, ED	23	0	1	1	6			
*CREIGHTON, ADAM	43	15	14	29	92	*GILBERT, GREG	4	0	0	0	0			
#VAIVE, RICK	30	12	13	25	60	*CHEVRIER, ALAIN	27	0	0	0	0			
YAWNEY, TRENT	69	5	19	24	116	CLIFFORD, CHRIS	1	0	0	0	0			
HUDSON, MIKE	41	7	16	23	20	PAYNTER, KENT	1	0	0	0	2			
*BASSEN, BOB	49	4	12	16	62	RUCINSKI, MIKE	1	0	0	0	0			
ROENICK, JEREMY	20	9	9	18	4	RYCHEL, WARREN	2	0	0	0	17			
*KONROYD, STEVE	57	5	7	12	40	PLAYFAIR, JIM	7	0	0	0	28			
BROWN, KEITH	74	2	16	18	84	*VAN DORP, WAYNE	8	0	0	0	28			
SUTTER, DUANE	75	7	9	16	214	WAITE, JIMMY	11	0	0	0	0			
EAGLES, MIKE	47	5	11	16	44	#BERGEVIN, MARC	11	0	0	0	18			
NOONAN, BRIAN	45	4	12	16	28	*COCHRANE, GLEN	6	0	0	0	13			
VINCELETTE, DAN	66	11	4	15	119	* ACQUIRED IN SEASON # TRADED IN SEASON								
SANIPASS, EVERETT	50	6	9	15	167	GOALIES								
MURRAY, BOB	15	2	4	6	25	CHEVRIER, ALAIN	27	13	11	2	1,573	92	0	3.51
#NYLUND, GARY	23	3	2	5	63	PANG, DARREN	35	10	11	6	1,644	120	0	4.38
McGILL, BOB	68	0	4	4	155	BELOUF, ED	23	4	12	3	1,148	74	0	3.87
MACKAY, DAVE	23	1	2	3	78	WAITE, JIMMY	11	0	7	1	494	43	0	5.22
PANG, DARREN	35	0	3	3	4	CLIFFORD, CHRIS	1	0	0	0	4	0	0	0

HISTORY OF THE BLACKHAWKS

1989-90 CHICAGO BLACKHAWKS

41-33-6, 88 POINTS, 1ST NORRIS DIVISION

	GM	DATE	OPPONENT	RESULT	SCORE	RECORD	GM	DATE	OPPONENT	RESULT	SCORE	RECORD
LEADERSHIP	1	10/05	ST. LOUIS	L	3-8	0-1-0	41	01/03	EDMONTON	W	3-2	23-15-3
	2	10/07	@ Washington	W	3-2	1-1-0	42	01/06	PHILADELPHIA	W	8-5	24-15-3
	3	10/08	NY RANGERS	L	3-5	1-2-0	43	01/10	@ NY Rangers	T	2-2 OT	24-15-4
	4	10/12	TORONTO	W	9-6	2-2-0	44	01/11	@ Philadelphia	W	5-4	25-15-4
PLAYERS	5	10/14	@ St. Louis	L	1-2	2-3-0	45	01/14	CALGARY	L	5-6	25-16-4
	6	10/15	DETROIT	W	3-0	3-3-0	46	01/15	@ Toronto	L	6-7	25-17-4
	7	10/17	@ NY Rangers	T	3-3 OT	3-3-1	47	01/17	MINNESOTA	W	3-1	26-17-4
	8	10/19	QUEBEC	L	3-5	3-4-1	48	01/19	VANCOUVER	W	5-2	27-17-4
2018-19	9	10/20	@ Winnipeg	W	4-2	4-4-1	49	01/24	BUFFALO	L	2-3	27-18-4
	10	10/22	LOS ANGELES	W	7-4	5-4-1	50	01/26	@ Buffalo	W	4-2	28-18-4
	11	10/24	@ Detroit	W	5-3	6-4-1	51	01/27	@ Hartford	L	4-6	28-19-4
	12	10/26	MONTREAL	W	5-3	7-4-1	52	02/01	@ Los Angeles	W	7-4	29-19-4
OPPONENTS	13	10/28	@ New Jersey	L	2-3	7-5-1	53	02/04	@ Winnipeg	L	3-7	29-20-4
	14	10/29	WASHINGTON	W	1-0	8-5-1	54	02/08	@ Detroit	W	8-6	30-20-4
	15	10/31	@ Quebec	W	5-3	9-5-1	55	02/10	@ Minnesota	L	4-6	30-21-4
	16	11/02	MINNESOTA	W	4-3 OT	10-5-1	56	02/15	BUFFALO	W	4-1	31-21-4
TRAITION	17	11/04	@ Minnesota	L	0-3	10-6-1	57	02/15	CALGARY	L	1-4	31-22-4
	18	11/05	WINNIPEG	W	4-3 OT	11-6-1	58	02/17	@ NY Islanders	W	3-1	32-22-4
	19	11/09	PITTSBURGH	W	4-3	12-6-1	59	02/18	PITTSBURGH	W	6-4	33-22-5
	20	11/11	@ NY Islanders	W	5-3	13-6-1	60	02/20	@ St. Louis	W	8-3	34-22-5
RECORDS	21	11/12	HARTFORD	W	4-2	14-6-1	61	02/22	BOSTON	L	3-6	34-23-5
	22	11/16	@ Vancouver	L	3-4	14-7-1	62	02/24	@ New Jersey	L	2-3	34-24-4
	23	11/18	@ Calgary	T	4-4 OT	14-7-2	63	02/25	PHILADELPHIA	W	4-1	35-24-4
	24	11/19	@ Edmonton	L	4-5 OT	14-8-2	64	02/27	@ Washington	L	0-4	35-25-4
PLAYOFFS	25	11/22	@ Los Angeles	L	3-6	14-9-2	65	03/01	ST. LOUIS	L	4-6	35-26-4
	26	11/26	@ Minnesota	L	3-5	14-10-2	66	03/03	@ Boston	L	3-4	35-27-4
	27	11/30	NY ISLANDERS	L	0-2	14-11-2	67	03/04	BOSTON	L	1-4	35-28-4
	28	12/03	DETROIT	L	3-4	14-12-2	68	03/07	@ Minnesota	L	4-5	35-29-4
HISTORY	29	12/06	TORONTO	W	6-4	15-12-2	69	03/10	@ St. Louis	T	2-2 OT	35-29-5
	30	12/09	@ Pittsburgh	W	6-4	16-12-2	70	03/11	ST. LOUIS	L	4-6	35-30-5
	31	12/10	VANCOUVER	W	7-1	17-12-2	71	03/13	DETROIT	T	3-3 OT	35-30-6
	32	12/13	@ Montreal	W	3-1	18-12-2	72	03/15	@ Quebec	W	6-3	36-30-6
MINORS	33	12/15	@ Detroit	L	4-8	18-13-2	73	03/17	@ Montreal	L	2-3 OT	36-31-6
	34	12/17	EDMONTON	W	6-5	19-13-2	74	03/19	@ Toronto	W	3-2	37-31-6
	35	12/20	ST. LOUIS	W	9-6	20-13-2	75	03/22	NEW JERSEY	W	6-3	38-31-6
	36	12/22	TORONTO	L	3-5	20-14-2	76	03/24	@ Detroit	L	3-5	38-32-6
MEDIA	37	12/23	@ Toronto	W	7-5	21-14-2	77	03/25	DETROIT	W	3-2	39-32-6
	38	12/26	@ St. Louis	L	3-8	21-15-2	78	03/29	TORONTO	W	4-2	40-32-6
	39	12/28	MINNESOTA	T	1-1 OT	21-15-3	79	03/31	@ Toronto	L	4-6	40-33-6
	40	12/30	HARTFORD	W	7-3	22-15-3	80	04/01	MINNESOTA	W	4-1	41-33-6

PLAYER	GP	G	A	PTS	PIM	PLAYER	GP	G	A	PTS	PIM
LARMER, STEVE	80	31	59	90	40	NOONAN, BRIAN	8	0	2	2	6
SAVARD, DENIS	60	27	53	80	56	RUSSELL, CAM	19	0	1	1	27
WILSON, DOUG	70	23	50	73	40	*MILLEN, GREG	10	0	1	1	0
THOMAS, STEVE	76	40	30	70	91	CLOUTIER, JACQUES	43	0	0	0	8
CREIGHTON, ADAM	80	34	36	70	224	WAITE, JIMMY	4	0	0	0	0
ROENICK, JEREMY	78	26	40	66	54	#VINCELETTE, DAN	2	0	0	0	4
MURRAY, TROY	68	17	38	55	86	PELLUSO, MIKE	2	0	0	0	15
GRAHAM, DIRK	73	22	32	54	102						
GILBERT, GREG	70	12	25	37	54						
MANSON, DAVE	59	5	23	28	301						
BROWN, KEITH	67	5	20	25	87						
MURRAY, BOB	49	5	19	24	45						
SECORD, AL	43	14	7	21	131						
*LEMIEUX, JOCELYN	39	10	11	21	47						
HUDSON, MIKE	49	9	12	21	56						
YAWNEY, TRENT	70	5	15	20	82						
SUTTER, DUANE	72	4	14	18	156						
KONROYD, STEVE	75	3	14	17	34						
PRESLEY, WAYNE	49	6	7	13	69						
MCILL, BOB	69	2	10	12	204						
VAN DORP, WAYNE	61	7	4	11	303						
*GOULET, MICHEL	8	4	1	5	9						
#SANPASS, EVERETT	12	2	2	4	17						
EAGLES, MIKE	23	1	2	3	34						
CASSIDY, BRUCE	2	1	1	2	0						
BASSEN, BOB	6	1	1	2	8						

GOALIES	GP	W	L	T	MIN	GA	SO	AVG
CLOUTIER, JACQUES	43	18	15	2	2,178	112	2	3.09
MILLEN, GREG	10	5	4	1	575	32	0	3.34
CHEVRIER, ALAIN	39	16	14	3	1,894	132	0	4.18
WAITE, JIMMY	4	2	0	0	183	14	0	4.59

HISTORY OF THE BLACKHAWKS

1990-91 CHICAGO BLACKHAWKS

49-23-8, 106 POINTS, 1ST NORRIS DIVISION

GM	DATE	OPPONENT	RESULT	SCORE	RECORD	GM	DATE	OPPONENT	RESULT	SCORE	RECORD
1	10/04	NY RANGERS	W	4-3	1-0-0	41	12/28	@ Buffalo	L	0-5	25-13-3
2	10/06	@ St. Louis	W	5-2	2-0-0	42	12/29	@ NY Islanders	W	3-1	26-13-3
3	10/07	NY ISLANDERS	L	2-4	2-1-0	43	12/31	@ Detroit	W	4-0	27-13-3
4	10/11	PITTSBURGH	W	4-1	3-1-0	44	01/03	NEW JERSEY	W	5-3	28-13-3
5	10/13	@ Minnesota	W	4-1	4-1-0	45	01/06	LOS ANGELES	L	1-3	28-14-3
6	10/14	CALGARY	L	1-3	4-2-0	46	01/10	TORONTO	W	7-2	29-14-3
7	10/16	@ Detroit	L	2-3	4-3-0	47	01/11	@ Winnipeg	W	3-1	30-14-3
8	10/18	TORONTO	W	3-0	5-3-0	48	01/13	MINNESOTA	W	5-3	31-14-3
9	10/20	@ Toronto	L	2-6	5-4-0	49	01/16	@ New Jersey	T	2-2 OT	31-14-4
10	10/21	MINNESOTA	W	7-1	6-4-0	50	01/17	@ NY Rangers	W	3-2	32-14-4
11	10/25	WASHINGTON	W	3-2 OT	7-4-0	51	02/14	BUFFALO	L	4-5	32-15-4
12	10/27	@ Boston	L	4-5	7-5-0	52	01/26	TORONTO	W	5-1	33-15-4
13	10/28	MONTREAL	W	2-1 OT	8-5-0	53	01/28	@ Vancouver	W	1-0	34-15-4
14	11/01	QUEBEC	W	6-2	9-5-0	54	02/01	@ Edmonton	L	3-4 OT	34-16-4
15	11/03	@ Philadelphia	W	3-1	10-5-0	55	02/02	@ Calgary	L	1-3	34-17-4
16	11/04	LOS ANGELES	L	0-2	10-6-0	56	02/06	@ Montreal	W	8-3	35-17-4
17	11/06	@ Hartford	T	1-1 OT	10-6-1	57	02/09	@ Boston	L	3-5	35-18-4
18	11/08	EDMONTON	W	5-3	11-6-1	58	02/10	@ Hartford	L	1-3	35-19-4
19	11/10	@ Toronto	W	5-1	12-6-1	59	02/14	QUEBEC	W	2-1 OT	36-19-4
20	11/11	WINNIPEG	T	3-3 OT	12-6-2	60	02/17	DETROIT	T	3-3 OT	36-19-5
21	11/14	@ Detroit	W	3-2	13-6-2	61	02/18	@ Philadelphia	L	3-5	36-20-5
22	11/16	@ Washington	W	4-3	14-6-2	62	02/21	BOSTON	W	4-1	37-20-5
23	11/17	@ Quebec	W	7-2	15-6-2	63	02/23	@ Minnesota	T	3-3 OT	37-20-6
24	11/20	@ Edmonton	W	3-1	16-6-2	64	02/24	ST. LOUIS	W	6-2	38-20-6
25	11/21	@ Vancouver	L	1-4	16-7-2	65	02/26	@ St. Louis	L	1-3	38-21-6
26	11/24	@ Calgary	W	5-3	17-7-2	66	02/28	HARTFORD	W	6-3	39-21-6
27	11/29	DETROIT	L	1-5	17-8-2	67	03/03	VANCOUVER	W	8-0	40-21-6
28	12/01	@ Detroit	L	3-4	17-9-2	68	03/06	MONTREAL	L	3-5	40-22-6
29	12/02	ST. LOUIS	W	3-2	18-9-2	69	03/08	@ Buffalo	W	5-3	41-22-6
30	12/06	NY ISLANDERS	W	5-2	19-9-2	70	03/10	NY RANGERS	W	5-2	42-22-6
31	12/08	@ Toronto	W	2-1	20-9-2	71	03/14	@ Los Angeles	W	6-3	43-22-6
32	12/09	PHILADELPHIA	L	4-5	20-10-2	72	03/16	@ St. Louis	W	3-2	44-22-6
33	12/11	@ Pittsburgh	W	4-1	21-10-2	73	03/17	ST. LOUIS	W	6-4	45-22-6
34	12/13	WINNIPEG	W	5-4	22-10-2	74	03/21	NEW JERSEY	T	2-2 OT	45-22-7
35	12/15	@ Minnesota	L	1-5	22-11-2	75	03/23	@ Pittsburgh	W	7-5	46-22-7
36	12/16	MINNESOTA	W	5-2	23-11-2	76	03/24	MINNESOTA	W	5-4	47-22-7
37	12/19	WASHINGTON	W	3-2	24-11-2	77	03/26	@ Toronto	T	2-2 OT	47-22-8
38	12/22	@ St. Louis	L	0-5	24-12-2	78	03/28	TORONTO	W	5-3	48-22-8
39	12/23	DETROIT	W	3-2	25-12-2	79	03/30	@ Minnesota	L	1-2	48-23-8
40	12/26	ST. LOUIS	T	6-6 OT	25-12-3	80	03/31	DETROIT	W	5-1	49-23-8

PLAYER	GP	G	A	PTS	PIM	PLAYER	GP	G	A	PTS	PIM
LARMER, STEVE	80	44	57	101	79	*MCKEENEY, TONY	9	0	1	1	4
ROENICK, JEREMY	79	41	53	94	80	RUSSELL, CAM	3	0	0	0	5
GOULET, MICHEL	74	27	38	65	65	MILLEN, GREG	3	0	0	0	0
CHELUS, CHRIS	77	12	52	64	192	WAITE, JIMMY	1	0	0	0	0
THOMAS, STEVE	69	19	35	54	129	HASEK, DOMINIK	5	0	0	0	0
CREIGHTON, ADAM	72	22	29	51	135	#CLOUTIER, JACQUES	10	0	0	0	2
GRAHAM, DIRK	80	24	21	45	88						
WILSON, DOUG	51	11	29	40	32						
MURRAY, TROY	75	14	23	37	74						
PRESLEY, WAYNE	71	15	19	34	122						
MANSON, DAVE	75	14	15	29	191						
GILBERT, GREG	72	10	15	25	58						
HUDSON, MIKE	55	7	9	16	62						
YAWNEY, TRENT	61	3	13	16	77						
KUCERA, FRANTISEK	40	2	12	14	32						
LEMIEUX, JOCELYN	67	6	7	13	119						
KONROYD, STEVE	70	0	12	12	40						
BROWN, KEITH	45	1	10	11	55						
MCGILL, BOB	77	4	5	9	151						
PELLUSO, MIKE	53	6	1	7	320						
#MCNEILL, MIKE	23	2	2	4	6						
*GILLIS, PAUL	13	0	5	5	53						
NOONAN, BRIAN	7	0	4	4	2						
BELOUF, ED	74	0	3	3	34						
GRIMSON, STU	35	0	1	1	183						
STAPLETON, MIKE	7	0	1	1	2						

GOALIES	GP	W	L	T	MINS	GA	SO	AVG
BELFOUR, ED	74	43	19	7	4327	170	4	2.47
CLOUTIER, JACQUES	10	2	3	0	405	24	0	3.57
WAITE, JIMMY	1	1	0	0	60	2	0	2
HASEK, DOMINIK	5	3	0	1	195	8	0	2.46
MILLEN, GREG	3	0	1	0	58	4	0	4.14

HISTORY OF THE BLACKHAWKS

1991-92 CHICAGO BLACKHAWKS

36-29-15, 87 POINTS, 2ND NORRIS DIVISION

	GM	DATE	OPPONENT	RESULT	SCORE	RECORD	GM	DATE	OPPONENT	RESULT	SCORE	RECORD
LEADERSHIP	1	10/05	DETROIT	T	3-3 OT	0-0-1	41	01/02	NY RANGERS	L	3-4	15-17-9
	2	10/05	@ Minnesota	L	2-4	0-1-1	42	01/04	@ Toronto	W	4-2	16-17-9
	3	10/06	NEW JERSEY	L	2-4	0-2-1	43	01/05	MINNESOTA	W	5-2	17-17-9
	4	10/10	VANCOUVER	W	7-6	1-2-1	44	01/09	TORONTO	W	2-0	18-17-9
PLAYERS	5	10/12	@ Washington	W	7-2	2-2-1	45	01/10	@ Winnipeg	L	2-6	18-18-9
	6	10/13	SAN JOSE	W	7-3	3-2-1	46	01/12	WASHINGTON	W	4-2	19-18-9
	7	10/17	EDMONTON	W	4-2	4-2-1	47	01/14	@ Philadelphia	T	1-1 OT	19-18-10
	8	10/19	@ St. Louis	T	4-4 OT	4-2-2	48	01/16	TORONTO	W	4-0	20-18-10
2019-19	9	10/20	ST. LOUIS	L	1-4	4-3-2	49	01/23	QUEBEC	W	4-2	21-18-10
	10	10/22	@ Pittsburgh	T	4-4 OT	4-3-3	50	01/25	@ Minnesota	W	2-0	22-18-10
	11	10/24	CALGARY	L	2-5	4-4-3	51	01/27	@ Calgary	W	4-3 OT	23-18-10
	12	10/26	@ Hartford	W	4-2	5-4-3	52	01/29	@ Edmonton	W	4-3	24-18-10
OPPONENTS	13	10/27	BOSTON	L	3-6	5-5-3	53	01/30	@ Vancouver	L	1-4	24-19-10
	14	10/31	NY ISLANDERS	W	4-3	6-5-3	54	02/01	@ Los Angeles	L	0-2	24-20-10
	15	11/02	@ Minnesota	L	3-4	6-6-3	55	02/05	@ San Jose	L	2-5	24-21-10
	16	11/03	MINNESOTA	T	4-4 OT	6-6-4	56	02/08	@ St. Louis	W	3-1	25-21-10
TRADITION	17	11/07	QUEBEC	W	4-2	7-6-4	57	02/13	LOS ANGELES	T	2-2 OT	25-21-11
	18	11/09	@ Montreal	L	2-4	7-7-4	58	02/16	CALGARY	T	5-5 OT	25-21-12
	19	11/10	HARTFORD	W	3-0	8-7-4	59	02/20	NEW JERSEY	T	4-4 OT	25-21-13
	20	11/14	TORONTO	W	3-0	9-7-4	60	02/22	@ Detroit	L	1-2	25-22-13
RECORDS	21	11/16	@ Toronto	T	2-2 OT	9-7-5	61	02/23	ST. LOUIS	W	4-2	26-22-13
	22	11/17	ST. LOUIS	W	5-1	10-7-5	62	02/25	@ NY Rangers	L	1-4	26-23-13
	23	11/19	@ Detroit	L	1-4	10-8-5	63	02/27	DETROIT	W	4-2	27-23-13
	24	11/22	@ Buffalo	L	0-2	10-9-5	64	02/29	@ Toronto	L	5-6 OT	27-24-13
PLAYOFFS	25	11/27	@ Edmonton	L	2-6	10-10-5	65	03/01	@ Buffalo	W	3-1	28-24-13
	26	11/29	@ Vancouver	L	2-5	10-11-5	66	03/05	NY ISLANDERS	T	4-4 OT	28-24-14
	27	12/01	@ Winnipeg	L	2-3 OT	10-12-5	67	03/07	@ Boston	W	2-1	29-24-14
	28	12/05	LOS ANGELES	W	6-2	11-12-5	68	03/08	BOSTON	W	4-0	30-24-14
HISTORY	29	12/07	@ NY Islanders	W	5-2	12-12-5	69	03/10	SAN JOSE	W	5-1	31-24-14
	30	12/08	MINNESOTA	W	7-2	13-12-5	70	03/11	@ NY Rangers	L	1-7	31-25-14
	31	12/10	@ Detroit	L	3-5	13-13-5	71	03/15	PITTSBURGH	L	3-4	31-26-14
	32	12/14	@ Philadelphia	T	1-1 OT	13-13-6	72	03/19	MINNESOTA	W	4-1	32-26-14
MINORS	33	12/15	PHILADELPHIA	T	4-4 OT	13-13-7	73	03/21	@ Toronto	W	3-1	33-26-14
	34	12/19	MONTREAL	W	6-4	14-13-7	74	03/22	BUFFALO	L	2-6	33-27-14
	35	12/21	@ New Jersey	T	1-1 OT	14-13-8	75	03/26	@ Quebec	W	5-4 OT	34-27-14
	36	12/22	ST. LOUIS	W	5-2	15-13-8	76	03/28	@ Hartford	W	3-1	35-27-14
MEDIA	37	12/26	@ St. Louis	L	1-3	15-14-8	77	03/29	TORONTO	W	5-1	36-27-14
	38	12/27	WINNIPEG	T	3-3 OT	15-14-9	78	03/31	@ Detroit	T	3-3 OT	36-27-15
	39	12/29	DETROIT	L	4-6	15-15-9	79	04/12	DETROIT	L	1-2	36-28-15
	40	12/31	@ Minnesota	L	2-6	15-16-9	80	04/14	@ St. Louis	L	3-5	36-29-15

PLAYER	GP	G	A	PTS	PIM	PLAYER	GP	G	A	PTS	PIM
ROENICK, JEREMY	80	53	50	103	98	DYKHUIS, KARL	6	1	3	4	4
LARMER, STEVE	80	29	45	74	65	*BUSKAS, ROD	42	0	4	4	80
GOULET, MICHEL	75	22	41	63	69	*HRKAC, TONY	18	1	2	3	6
CHELUS, CHRIS	80	9	47	56	245	MCAMMOND, DEAN	5	0	2	2	0
*SUTTER, BRENT	61	18	32	50	30	BELFOUR, ED	52	0	2	2	40
GRAHAM, DIRK	80	17	30	47	89	#MCGILL, RYAN	9	0	2	2	20
NOONAN, BRIAN	65	19	12	31	81	WAITE, JIMMY	17	0	1	1	0
SMITH, STEVE	76	9	21	30	304	*LAUER, BRAD	6	0	0	0	4
HUDSON, MIKE	76	14	15	29	92	BYRAM, SHAWN	1	0	0	0	0
BROWN, KEITH	57	6	10	16	69	*JACKSON, JEFF	1	0	0	0	2
LEMIEUX, JOCELYN	78	6	10	16	80	#LANZ, RICK	1	0	0	0	2
*BROWN, ROB	25	5	11	16	32	WILLIAMS, SEAN	2	0	0	0	4
#KONROYD, STEVE	49	2	14	16	65	CONN, ROB	2	0	0	0	2
MARCHMENT, BRYAN	58	5	10	15	168	BENNETT, ADAM	5	0	0	0	12
*MATTEAU, STEPHANE	20	5	8	13	45	RUSSELL, CAM	19	0	0	0	34
KUCERA, FRANTISEK	61	3	10	13	36	HASEK, DOMINIK	20	0	0	0	8
GILBERT, GREG	50	7	5	12	35	LEBLANC, RAY	1	0	0	0	0
#CREIGHTON, ADAM	11	6	6	12	16	#GILLIS, PAUL	2	0	0	0	6
PELUSO, MIKE	63	6	3	9	408						
KRAVCHUK, IGOR	18	1	8	9	4						
STAPLETON, MIKE	19	4	4	8	8						
VINCELETTE, DAN	29	3	5	8	56						
*THOMAS, STEVE	11	2	6	8	26						
#TONEILLI, JOHN	33	1	7	8	37						
*HORACEK, TONY	12	1	4	5	21						
GRIMSON, STU	54	2	2	4	234						

* ACQUIRED IN SEASON

TRADED IN SEASON

GOALIES	GP	W	L	T	MINS	GA	SO	AVG
BELFOUR, ED	52	21	18	10	2,928	132	5	2.7
HASEK, DOMINIK	20	10	4	1	1,014	44	1	2.6
WAITE, JIMMY	17	4	7	4	877	54	0	3.69
LEBLANC, RAY	1	1	0	0	60	1	0	1

HISTORY OF THE BLACKHAWKS

1992-93 CHICAGO BLACKHAWKS

47-25-12, 106 POINTS, 1ST NORRIS DIVISION

GM	DATE	OPPONENT	RESULT	SCORE	RECORD	GM	DATE	OPPONENT	RESULT	SCORE	RECORD
1	10/07	@ Tampa Bay	L	3-7	0-1-0	49	01/07	TORONTO	W	5-3	27-16-6
2	10/10	@ St. Louis	W	3-0	1-1-0	50	01/09	@ Winnipeg	L	2-5	27-17-6
3	10/11	TAMPA BAY	T	4-4 OT	1-1-1	51	01/21	WASHINGTON	W	6-2	28-17-6
4	10/15	EDMONTON	L	3-4 OT	1-2-1	52	01/25	@ Hartford	W	6-2	29-17-6
5	10/17	@ Toronto	L	3-4	1-3-1	53	01/24	VANCOUVER	W	6-2	30-17-6
6	10/18	VANCOUVER	W	3-1	2-3-1	54	01/27	@ Vancouver	T	4-4 OT	30-17-7
7	10/21	@ Buffalo	L	1-4	2-4-1	55	01/29	@ San Jose	W	4-2	31-17-7
8	10/22	NEW JERSEY	L	5-6 OT	2-5-1	56	01/30	@ Los Angeles	T	2-2 OT	31-17-8
9	10/25	DETROIT	W	8-2	3-5-1	57	02/03	@ Detroit	L	0-5	31-18-8
10	10/29	PHILADELPHIA	T	5-5 OT	3-5-2	58	02/11	BOSTON	W	6-3	32-18-8
11	10/31	@ Boston	W	3-2	4-5-2	59	02/15	@ Pittsburgh	L	1-4	32-19-8
12	11/01	SAN JOSE	T	4-4 OT	4-5-3	60	02/14	DETROIT	L	3-5	32-20-8
13	11/03	@ Washington (A)	L	1-4	4-6-3	61	02/18	LOS ANGELES	W	7-2	33-20-8
14	11/05	TORONTO	W	1-0	5-6-3	62	02/21	CALGARY	W	4-3	34-20-8
15	11/07	@ Quebec	W	7-4	6-6-3	63	02/25	@ Tampa Bay	W	5-1	35-20-8
16	11/08	PITTSBURGH	W	7-2	7-6-3	64	02/27	@ Detroit	W	2-1	36-20-8
17	11/12	ST. LOUIS	W	1-0	8-6-3	65	02/28	ST. LOUIS	L	1-7	36-21-8
18	11/14	@ Minnesota	L	0-3	8-7-3	66	03/04	QUEBEC	T	3-3 OT	36-21-9
19	11/15	MINNESOTA	W	2-1	9-7-3	67	03/05	@ New Jersey	T	1-1 OT	36-21-10
20	11/17	@ Detroit	L	4-5	9-8-3	68	03/07	OTTAWA	W	4-2	37-21-10
21	11/19	@ Los Angeles	L	1-4	9-9-3	69	03/11	NY RANGERS	L	1-4	37-22-10
22	11/21	@ San Jose	W	2-1	10-9-3	70	03/14	@ Edmonton	W	5-4 OT	38-22-10
23	11/23	@ Vancouver	L	2-5	10-10-3	71	03/16	@ Calgary	W	1-0	39-22-10
24	11/27	@ Edmonton	W	8-1	11-10-3	72	03/20	@ Montreal	L	2-6	39-23-10
25	11/28	@ Calgary	W	5-2	12-10-3	73	03/21	TAMPA BAY	W	3-2	40-23-10
26	12/01	LOS ANGELES (B)	L	3-6	12-11-3	74	03/25	BUFFALO	L	4-6	40-24-10
27	12/03	TORONTO	W	4-3	13-11-3	75	03/26	@ NY Rangers	W	3-1	41-24-10
28	12/05	@ Toronto	T	2-2 OT	13-11-4	76	03/28	HARTFORD	W	3-0	42-24-10
29	12/06	MONTREAL	W	2-0	14-11-4	77	04/01	DETROIT	L	1-3	42-25-10
30	12/08	@ Detroit	W	3-2	15-11-4	78	04/03	@ St. Louis	T	3-3 OT	42-25-11
31	12/10	NY ISLANDERS	W	5-3	16-11-4	79	04/04	ST. LOUIS	W	5-4	43-25-11
32	12/12	@ Minnesota	W	3-0	17-11-4	80	04/08	@ NY Islanders	W	3-2	44-25-11
33	12/17	WINNIPEG	W	5-1	18-11-4	81	04/10	@ Tampa Bay	W	4-2	45-25-11
34	12/19	@ Philadelphia	L	1-3	18-12-4	82	04/11	TAMPA BAY	T	3-3 OT	45-25-12
35	12/20	MINNESOTA	W	4-0	19-12-4	83	04/13	@ Minnesota	W	3-2	46-25-12
36	12/23	@ Ottawa	W	4-2	20-12-4	84	04/15	TORONTO	W	3-2	47-25-12
37	12/26	ST. LOUIS	L	2-3 OT	20-13-4						
38	12/27	DETROIT	L	0-4	20-14-4						
39	12/29	@ Detroit	W	6-3	21-14-4						
40	12/31	TAMPA BAY	W	5-0	22-14-4						
41	01/02	@ Washington	T	2-2 OT	22-14-5						
42	01/05	WINNIPEG	W	4-1	23-14-5						
43	01/07	EDMONTON	T	3-3 OT	23-14-6						
44	01/09	@ St. Louis	L	1-4	23-15-6						
45	01/10	LOS ANGELES	L	4-5	23-16-6						
46	01/12	@ Minnesota	W	3-1	24-16-6						
47	01/14	MINNESOTA	W	3-1	25-16-6						
48	01/16	@ Toronto	W	5-3	26-16-6						

PLAYER	GP	G	A	PTS	PIM	PLAYER	GP	G	A	PTS	PIM
ROENICK, JEREMY	84	50	57	107	86	RUSSELL, CAM	67	2	4	6	151
CHELIOS, CHRIS	84	15	58	73	282	DYKHUIS, KARL	12	0	5	5	0
LARMER, STEVE	84	35	35	70	48	#MURRAY, TROY	22	1	3	4	25
SMITH, STEVE	78	10	47	57	214	BELOU, BRAD	71	0	3	3	28
SUTTER, BRENT	65	20	34	54	67	GRIMSON, STU	78	1	1	2	193
RUJUTU, CHRISTIAN	84	17	37	54	134	BENNETT, ADAM	16	0	2	2	8
GOULET, MICHEL	63	23	21	44	43	LAUER, BRAD	7	0	1	1	2
GRAHAM, DIRK	84	20	17	34	139	TICHY, MILAN	13	0	1	1	30
MATTEAU, STEPHANE	79	15	18	33	98	#MUNI, CRAIG	9	0	0	0	8
GILBERT, GREG	77	13	19	32	57	WAITE, JIMMY	20	0	0	0	0
LEMIEUX, JOCELYN	81	10	21	31	111	KRIVOKRASOV, SERGEI	4	0	0	0	2
NOONAN, BRIAN	63	16	14	30	82	ANDRIEVSKI, ALEXANDR	1	0	0	0	0
MARCHMENT, BRYAN	78	5	15	20	313	#BANCROFT, STEVE	1	0	0	0	0
KUCERA, FRANTISEK	71	5	14	19	59	TEPPER, STEPHEN	1	0	0	0	0
CHRISTIAN, DAVE	60	4	14	18	12	BUSKAS, ROD	4	0	0	0	26
#MURPHY, JOE	19	7	10	17	18						
#KRAVCHUK, IGOR	38	6	9	15	30						
BROWN, KETH	33	2	6	8	39						
BROWN, ROB	15	1	6	7	33						
#HUDSON, MIKE	36	1	6	7	44						

* ACQUIRED IN SEASON # TRADED IN SEASON

GOALIES	GP	W	L	T	MINS	GA	SO	AVG
BELOU, ED	71	41	18	11	4,106	177	7	2.59
WAITE, JIMMY	20	6	7	1	996	49	2	2.9

LEADERSHIP
PLAYERS
2018-19
OPPONENTS
TRADITION
RECORDS
PLAYOFFS
HISTORY
MINORS
MEDIA

HISTORY OF THE BLACKHAWKS

1993-94 CHICAGO BLACKHAWKS

39-36-9, 87 POINTS, 5TH CENTRAL DIVISION

	GM	DATE	OPPONENT	RESULT	SCORE	RECORD	GM	DATE	OPPONENT	RESULT	SCORE	RECORD
LEADERSHIP	1	10/06	FLORIDA	T	4-4 OT	0-0-1	43	01/13	TAMPA BAY	W	1-0	21-18-4
	2	10/09	@ Toronto	L	1-2	0-1-1	44	01/15	@ NY Islanders	T	5-5 OT	21-18-5
	3	10/10	WINNIPEG	W	4-3 OT	1-1-1	45	01/16	NY RANGERS	L	1-5	21-19-5
	4	10/12	@ Dallas	T	3-3 OT	1-1-2	46	01/25	@ Detroit	W	5-0	22-19-5
PLAYERS	5	10/14	HARTFORD	L	2-6	1-2-2	47	01/27	DETROIT	L	3-4 OT	22-20-5
	6	10/16	@ Winnipeg	L	0-1 OT	1-3-2	48	01/29	OTTAWA	T	3-3 OT	22-20-6
	7	10/18	DALLAS	L	3-5	1-4-2	49	01/31	@ Ottawa	W	1-0	23-20-6
	8	10/21	QUEBEC	W	3-2	2-4-2	50	02/02	@ Vancouver	L	4-6	23-21-6
2018-19	9	10/23	DETROIT	W	4-2	3-4-2	51	02/04	@ Edmonton	W	3-1	24-21-6
	10	10/26	ST. LOUIS	W	9-2	4-4-2	52	02/06	@ Anaheim	W	3-2	25-21-6
	11	10/28	TORONTO	L	2-4	4-5-2	53	02/08	@ San Jose (A)	L	3-4	25-22-6
	12	10/30	@ Pittsburgh	L	3-4	4-6-2	54	02/09	@ Los Angeles	L	2-4	25-23-6
OPPONENTS	13	10/31	PHILADELPHIA	L	6-9	4-7-2	55	02/11	@ San Jose	L	3-4	25-24-6
	14	11/04	NY ISLANDERS	W	4-2	5-7-2	56	02/13	@ San Jose	L	0-1	25-25-6
	15	11/07	EDMONTON	W	3-0	6-7-2	57	02/14	@ Calgary	W	4-2	26-25-6
	16	11/11	PITTSBURGH	W	4-1	7-7-2	58	02/17	VANCOUVER	L	2-4	26-26-6
TRADITION	17	11/13	@ Toronto	W	3-2	8-7-2	59	02/18	@ Winnipeg	W	7-2	27-26-6
	18	11/14	DALLAS	W	4-1	9-7-2	60	02/20	NEW JERSEY	T	1-1 OT	27-26-7
	19	11/18	@ Florida	W	3-2	10-7-2	61	02/24	WINNIPEG	W	6-3	28-26-7
	20	11/20	@ Tampa Bay	L	3-4	10-8-2	62	02/25	@ Buffalo	W	3-1	29-26-7
RECORDS	21	11/24	@ Edmonton	W	3-1	11-8-2	63	02/27	BOSTON	L	0-4	29-27-7
	22	11/26	@ Calgary	W	6-3	12-8-2	64	03/03	CALGARY	W	4-2	30-27-7
	23	11/29	@ Vancouver	L	1-2 OT	12-9-2	65	03/06	LOS ANGELES	T	3-3 OT	30-27-8
	24	12/04	@ New Jersey	T	2-2 OT	12-9-3	66	03/08	ANAHEIM (B)	W	3-0	31-27-8
TRANSITION	25	12/07	@ St. Louis	L	2-3	12-10-3	67	03/09	@ Los Angeles	W	4-0	32-27-8
	26	12/11	@ Boston	W	5-4	13-10-3	68	03/11	@ Anaheim	W	3-2	33-27-8
	27	12/12	SAN JOSE	W	2-1	14-10-3	69	03/13	VANCOUVER	W	5-2	34-27-8
	28	12/15	@ Dallas	W	3-2	15-10-3	70	03/14	@ Quebec	L	1-5	34-28-8
RECORDS	29	12/18	@ Philadelphia	T	2-2 OT	15-10-4	71	03/16	@ Montreal	L	3-5	34-29-8
	30	12/19	ANAHEIM	W	2-0	16-10-4	72	03/18	@ NY Rangers	W	7-3	35-29-8
	31	12/21	@ Detroit	L	1-5	16-11-4	73	03/20	ST. LOUIS	L	3-4 OT	35-30-8
	32	12/23	SAN JOSE	W	5-3	17-11-4	74	03/22	@ Detroit	L	1-3	35-31-8
PLAYOFFS	33	12/26	@ St. Louis	L	2-3	17-12-4	75	03/24	MONTREAL	T	5-5 OT	35-31-9
	34	12/27	TORONTO	W	5-2	18-12-4	76	03/27	DETROIT	L	1-3	35-32-9
	35	12/29	@ Winnipeg	L	2-3	18-13-4	77	03/30	@ Hartford	L	2-3 OT	35-33-9
	36	12/31	DALLAS	L	2-5	18-14-4	78	03/31	WASHINGTON	L	3-6	35-34-9
PLAYOFFS	37	01/02	WINNIPEG	W	5-1	19-14-4	79	04/03	CALGARY	W	2-1	36-34-9
	38	01/04	@ Dallas	W	2-1 OT	20-14-4	80	04/05	@ St. Louis	L	1-5	36-35-9
	39	01/06	ANAHEIM	L	2-6	20-15-4	81	04/08	ST. LOUIS	W	6-1	37-35-9
	40	01/08	@ Washington	L	1-4	20-16-4	82	04/10	LOS ANGELES	W	2-1	38-35-9
HISTORY	41	01/09	EDMONTON	L	2-4	20-17-4	83	04/12	@ Toronto	W	4-3	39-35-9
	42	01/11	BUFFALO	L	2-5	20-18-4	84	04/14	TORONTO	L	4-6	39-36-9
HISTORY												
	PLAYER	GP	G	A	PTS	PIM	PLAYER	GP	G	A	PTS	PIM
	ROENICK, JEREMY	84	46	61	107	125	KIMBLE, DARIN	65	4	2	6	133
	MURPHY, JOE	81	31	39	70	111	*SUTER, GARY	16	2	3	5	18
	CHELIOS, CHRIS	76	16	44	60	212	*MARCHMENT, BRYAN	13	1	4	5	42
	SUTTER, BRENT	73	9	29	38	45	*AMONTE, TONY	7	1	3	4	6
	#NOONAN, BRIAN	64	14	21	35	57	#MINI, CRAIG	9	0	4	4	4
	GRAHAM, DIRK	67	15	18	33	45	BELOFF, ED	70	0	4	4	61
	*MATTEAU, STEPHANE	65	15	16	31	55	CHRISTIAN, DAVE	9	0	3	3	0
	GOULET, MICHEL	56	16	14	30	26	KRIVOKRASOV, SERGEI	9	1	0	1	4
	RUUTU, CHRISTIAN	54	9	20	29	68	DROPPA, IVAN	12	0	1	1	12
	SMITH, STEVE	57	5	22	27	174	HACKETT, JEFF	22	0	1	1	2
	SUTTER, RICH	83	12	14	26	108	*MURRAY, TROY	12	0	1	1	6
	*WEINRICH, ERIC	54	3	23	26	31	SOUCY, CHRISTIAN	1	0	0	0	0
	*POULIN, PATRICK	58	12	13	25	40	HORACEK, TONY	7	0	0	0	53
	#LEMIEUX, JOCELYN	66	12	8	20	63	*DIRK, ROBERT	6	0	0	0	26
MINORS	#KUCERA, FRANTISEK	60	4	13	17	34	*SMYTH, GREG	38	0	0	0	108
	SHANTZ, JEFF	52	3	13	16	30						
	WILKINSON, NEIL	72	3	9	12	116						
	#TODD, KEVIN	35	5	6	11	16						
	*YSEBAERT, PAUL	11	5	3	8	8						
	*CARNIE, KEITH	30	3	5	8	35						
	DUBINSKY, STEVE	27	2	6	8	16						
	RUSSEL, CAM	67	1	7	8	200						
	*CUNNEYNWORTH, RANDY	16	4	3	7	13						
	GOALIES	GP	W	L	T	MIN	GA	SO	AVG			
	SOUCY, CHRISTIAN	1	0	0	0	3	0	0	0			
	BELOFF, ED	70	37	24	6	3,998	178	7	2.67			
	HACKETT, JEFF	22	2	12	3	1,084	62	0	3.43			

* ACQUIRED IN SEASON # TRADED IN SEASON

HISTORY OF THE BLACKHAWKS

1994-95 CHICAGO BLACKHAWKS

24-19-5, 53 POINTS, 3RD CENTRAL DIVISION

GM	DATE	OPPONENT	RESULT	SCORE	RECORD	GM	DATE	OPPONENT	RESULT	SCORE	RECORD
1	01/20	@ Detroit	L	1-4	0-1-0	42	04/21	WINNIPEG	L	1-2	19-19-5
2	01/23	@ Winnipeg	L	3-5	0-2-0	43	04/23	@ St. Louis	T	2-2 OT	19-19-5
3	01/25	EDMONTON	W	5-1	1-2-0	44	04/25	VANCOUVER	W	4-3 OT	20-19-5
4	01/27	TORONTO	W	4-1	2-2-0	45	04/27	DALLAS	W	5-1	21-19-5
5	01/29	@ Los Angeles	W	6-3	3-2-0	46	04/30	@ Detroit	W	4-0	22-19-5
6	01/30	@ San Jose	L	1-2	3-3-0	47	05/01	WINNIPEG	W	3-2	23-19-5
7	02/01	@ Edmonton	W	7-0	4-3-0	48	05/03	LOS ANGELES	W	5-1	24-19-5
8	02/03	@ Calgary	W	4-3 OT	5-3-0	NOTE: 1994-95 season shortened to 48 games due to 104-day lockout (Oct. 1, 1994-Jan. 11, 1995).					
9	02/05	@ Vancouver	W	9-4	6-3-0						
10	02/07	@ Anaheim	W	3-0	7-3-0						
11	02/09	@ St. Louis	W	5-0	8-3-0						
12	02/13	@ Toronto	L	2-4	8-4-0						
13	02/16	CALGARY	T	2-2 OT	8-4-1						
14	02/19	EDMONTON	W	4-1	9-4-1						
15	02/20	SAN JOSE	W	3-2	10-4-1						
16	02/23	DETROIT	L	2-4	10-5-1						
17	02/26	@ Dallas	W	2-1	11-5-1						
18	02/28	@ Los Angeles	W	8-4	12-5-1						
19	03/01	@ Anaheim	L	1-3	12-6-1						
20	03/03	@ Edmonton	W	5-2	13-6-1						
21	03/05	ANAHEIM	W	3-0	14-6-1						
22	03/07	CALGARY	L	3-6	14-7-1						
23	03/09	LOS ANGELES	L	3-4	14-8-1						
24	03/11	@ Toronto	T	2-2 OT	14-8-2						
25	03/13	@ Dallas	L	2-4	14-9-2						
26	03/16	VANCOUVER	W	9-2	15-9-2						
27	03/19	@ Winnipeg	W	3-2	16-9-2						
28	03/21	@ San Jose	W	7-3	17-9-2						
29	03/23	@ Vancouver	W	3-1	18-9-2						
30	03/26	ANAHEIM	W	5-2	19-9-2						
31	03/29	ST. LOUIS	L	1-3	19-10-2						
32	03/31	TORONTO	T	3-3 OT	19-10-3						
33	04/02	DALLAS	L	1-2	19-11-3						
34	04/04	@ Calgary	L	2-3	19-12-3						
35	04/05	@ Winnipeg	L	1-4	19-13-3						
36	04/09	DETROIT	L	1-4	19-14-3						
37	04/12	SAN JOSE	L	2-3	19-15-3						
38	04/14	DETROIT	L	1-3	19-16-3						
39	04/16	@ Dallas	L	0-2	19-17-3						
40	04/17	TORONTO	L	1-3	19-18-3						
41	04/19	ST. LOUIS	T	2-2 OT	19-18-4						

PLAYER	GP	G	A	PTS	PIM	PLAYER	GP	G	A	PTS	PIM
NICHOLS, BERNIE	48	22	29	51	32	BELFOUR, ED	42	0	3	3	11
MURPHY, JOE	40	23	18	41	89	DAZE, ERIC	4	1	1	2	2
CHELIOS, CHRIS	48	5	33	38	72	JOHANSSON, ROGER	11	1	0	1	6
SUTER, GARY	48	10	27	37	42	CARNEY, KEITH	18	1	0	1	11
AMONTE, TONY	48	15	20	35	41	HORACEK, TONY	19	0	1	1	25
ROENICK, JEREMY	33	10	24	34	14	*WAITE, JIMMY	2	0	0	0	0
POULIN, PATRICK	45	15	15	30	53	GAUTHIER, DANIEL	5	0	0	0	0
KRIVOKRASOV, SERGEI	41	12	7	19	33	HACKETT, JEFF	7	0	0	0	0
SHANTZ, JEFF	45	6	12	18	33	KIMBLE, DARIN	14	0	0	0	30
SUTTER, BRENT	47	7	8	15	51	#SUTTER, RICH	15	0	0	0	28
GRAHAM, DIRK	40	4	9	13	42	DUBINSKY, STEVE	16	0	0	0	8
WEINRICH, ERIC	48	3	10	13	33	* ACQUIRED IN SEASON # TRADED IN SEASON					
SMITH, STEVE	48	1	12	13	128						
HYSEBART, PAUL	15	4	5	9	6						
*SAVARD, DENIS	12	4	4	8	8						
*CRAVEN, MURRAY	16	4	3	7	2						
#RUUTTU, CHRISTIAN	20	2	5	7	6						
GRIEVE, BRENT	24	1	5	6	23						
*CUMMINS, JIM	27	3	1	4	117						
*DIDUCK, GERALD	13	1	0	1	48						
RUSSELL, CAM	33	1	3	4	88						
SMYTH, GREG	22	0	3	3	33						

GOALIES	GP	W	L	T	MINS	GA	SO	AVG
BELFOUR, ED	42	22	15	3	2,450	93	5	2.28
HACKETT, JEFF	7	1	3	2	328	13	0	2.38
WAITE, JIMMY	2	1	1	0	119	5	0	2.52

LEADERSHIP
PLAYERS
2018-19
OPPONENTS
TRADITION
RECORDS
PLAYOFFS
HISTORY
MINORS
MEDIA

HISTORY OF THE BLACKHAWKS

1995-96 CHICAGO BLACKHAWKS

40-28-14, 94 POINTS, 2ND CENTRAL DIVISION

	GM	DATE	OPPONENT	RESULT	SCORE	RECORD	GM	DATE	OPPONENT	RESULT	SCORE	RECORD
LEADERSHIP	1	10/07	@ San Jose	W	4-3	1-0-0	42	01/06	@ Detroit	L	0-3	20-14-8
	2	10/10	@ Los Angeles	L	5-6 OT	1-1-0	43	01/07	DALLAS	W	5-2	21-14-8
	3	10/12	PITTSBURGH	W	5-1	2-1-0	44	01/09	@ NY Islanders	T	3-3 OT	21-14-9
	4	10/14	@ Hartford	L	2-3	2-2-0	45	01/12	ANAHEIM	W	3-0	22-14-9
PLAYERS	5	10/15	CALGARY	T	1-1 OT	2-2-1	46	01/14	LOS ANGELES	W	5-2	23-14-9
	6	10/17	@ Florida	W	6-3	3-2-1	47	01/17	WASHINGTON	L	2-3	23-15-9
	7	10/19	TAMPA BAY	L	1-4	3-3-1	48	01/22	@ Ottawa	W	7-3	24-15-9
	8	10/21	@ St. Louis	W	4-1	4-3-1	49	01/24	@ Toronto	T	2-2 OT	24-15-10
2019-19	9	10/22	PHILADELPHIA	W	5-4	5-3-1	50	01/25	SAN JOSE	W	2-1	25-15-10
	10	10/26	TORONTO	L	1-2	5-4-1	51	01/27	DETROIT	T	5-5 OT	25-15-11
	11	10/28	@ Montreal	L	3-5	5-5-1	52	01/31	@ Edmonton	W	4-0	26-15-11
	12	10/29	BUFFALO	W	6-3	6-5-1	53	02/03	@ San Jose	W	4-1	27-15-11
OPPONENTS	13	11/01	@ Dallas	T	1-1 OT	6-5-2	54	02/04	@ Anaheim	W	4-1	28-15-11
	14	11/05	COLORADO	L	3-7	6-6-2	55	02/06	@ Los Angeles	W	5-2	29-15-11
	15	11/09	VANCOUVER	W	5-2	7-6-2	56	02/08	@ St. Louis	W	6-1	30-15-11
	16	11/11	@ Washington	W	4-1	8-6-2	57	02/10	@ Pittsburgh	L	3-6	30-16-11
TRAITION	17	11/12	EDMONTON	T	4-4 OT	8-6-3	58	02/15	BOSTON	W	3-0	31-16-11
	18	11/14	@ Winnipeg	L	5-6 OT	8-7-3	59	02/18	EDMONTON	W	4-1	32-16-11
	19	11/16	NY RANGERS	W	3-1	9-7-3	60	02/22	ST. LOUIS	L	3-4 OT	32-17-11
	20	11/19	SAN JOSE	L	2-3	9-8-3	61	02/23	@ Winnipeg	L	0-1 OT	32-18-11
RECORDS	21	11/22	@ Colorado	L	2-6	9-9-3	62	02/25	@ Philadelphia	L	2-3	32-19-11
	22	11/24	@ Anaheim	W	5-4 OT	10-9-3	63	02/29	COLORADO	W	4-3	33-19-11
	23	11/26	@ Calgary	T	2-2 OT	10-9-4	64	03/01	@ Colorado	L	3-5	33-20-11
	24	11/28	@ Edmonton	W	5-3	11-9-4	65	03/03	DETROIT	L	2-6	33-21-11
PLAYOFFS	25	11/29	@ Vancouver	T	2-2 OT	11-9-5	66	03/05	@ Tampa Bay	L	0-2	33-22-11
	26	12/02	@ Winnipeg	T	2-2 OT	11-9-6	67	03/08	LOS ANGELES	L	2-4	33-23-11
	27	12/06	@ NY Rangers	T	5-5 OT	11-9-7	68	03/11	FLORIDA	W	8-4	34-23-11
	28	12/07	OTTAWA	L	2-5	11-10-7	69	03/14	VANCOUVER	W	5-1	35-23-11
HISTORY	29	12/10	HARTFORD	W	4-1	12-10-7	70	03/17	NY ISLANDERS	W	5-1	36-23-11
	30	12/13	@ Detroit	L	1-3	12-11-7	71	03/20	CALGARY	L	2-3	36-24-11
	31	12/15	MONTREAL	L	1-4	12-12-7	72	03/22	@ New Jersey	W	4-2	37-24-11
	32	12/17	WINNIPEG	W	3-1	13-12-7	73	03/24	ANAHEIM	T	2-2 OT	37-24-12
MINORS	33	12/20	@ Toronto	W	4-2	14-12-7	74	03/27	@ Calgary	L	0-1	37-25-12
	34	12/21	TORONTO	T	3-3 OT	14-12-8	75	03/29	@ Vancouver	L	2-4	37-26-12
	35	12/23	@ Dallas	W	2-0	15-12-8	76	03/31	DALLAS	W	5-3	38-26-12
	36	12/26	DALLAS	W	5-3	16-12-8	77	04/03	@ Toronto	W	5-2	39-26-12
MEDIA	37	12/28	WINNIPEG	W	4-3	17-12-8	78	04/05	@ Dallas	T	3-3 OT	39-26-13
	38	12/29	@ Buffalo	W	5-2	18-12-8	79	04/07	DETROIT	L	1-4	39-27-13
	39	12/31	NEW JERSEY	W	5-0	19-12-8	80	04/11	TORONTO	W	5-2	40-27-13
	40	01/02	@ Boston	W	5-2	20-12-8	81	04/12	@ Detroit	L	3-5	40-28-13
	41	01/04	ST. LOUIS	L	1-3	20-13-8	82	04/14	ST. LOUIS	T	2-2 OT	40-28-14

PLAYER	GP	G	A	PTS	PIM	PLAYER	GP	G	A	PTS	PIM
CHELIOS, CHRIS	81	14	58	72	140	MILLER, KIP	10	1	4	5	2
ROENICK, JEREMY	66	32	35	67	109	RUSSELL, CAM	61	2	2	4	129
SUTER, GARY	82	20	47	67	80	BELFOUR, ED	50	0	2	2	36
AMONTE, TONY	81	31	32	63	62	MOREAU, ETHAN	8	0	1	1	4
NICHOLLS, BERNIE	59	19	41	60	60	*CICONE, ENRICO	11	0	1	1	48
DAZE, ERIC	80	30	23	53	18	HACKETT, JEFF	35	0	1	1	8
MURPHY, JOE	70	22	29	51	86	WAITE, JIMMY	1	0	0	0	0
SAVARO, DENIS	69	13	35	48	102	COLE, DANTON	2	0	0	0	0
CRAVEN, MURRAY	66	18	29	47	36	DROPPA, IVAN	7	0	0	0	2
PROBERT, BOB	78	19	21	40	237	WERENKA, BRAD	9	0	0	0	8
SUTTER, BRENT	80	13	27	40	56	PROKOPEC, MIKE	9	0	0	0	5
SHANTZ, JEFF	78	6	14	20	24						
CARNEY, KEITH	82	5	14	19	94						
KRIVOKRASOV, SERGEI	46	6	10	16	32						
#POULIN, PATRICK	38	7	8	15	16						
WEINRICH, ERIC	77	5	10	15	65						
HULANOV, IGOR	53	1	8	9	92						
SMITH, STEVE	37	0	9	9	71						
BLACK, JAMES	13	3	3	6	16						
GRIEVE, BRENT	28	2	4	6	180						
CUMMINS, JIM	52	2	4	6	180						
DUBINSKY, STEVE	43	2	3	5	14						

* ACQUIRED IN SEASON # TRADED IN SEASON

GOALIES	GP	W	L	T	MIN	GA	SO	AVG
BELFOUR, ED	50	22	17	10	2,956	135	1	2.74
HACKETT, JEFF	35	18	11	4	2,000	80	4	2.4
WAITE, JIMMY	1	0	0	0	31	0	0	0

HISTORY OF THE BLACKHAWKS

1996-97 CHICAGO BLACKHAWKS

34-35-13, 81 POINTS, 5TH CENTRAL DIVISION

GM	DATE	OPPONENT	RESULT	SCORE	RECORD	GM	DATE	OPPONENT	RESULT	SCORE	RECORD
1	10/05	@ Washington	W	5-2	1-0-0	42	01/02	Arizona	L	2-4	15-21-6
2	10/06	@ St. Louis	W	4-1	2-0-0	43	01/05	DETROIT	T	5-5 OT	15-21-7
3	10/09	ANAHEIM	L	0-2	2-1-0	44	01/08	EDMONTON	W	4-1	16-21-7
4	10/11	COLORADO	L	0-2	2-2-0	45	01/10	@ New Jersey	T	3-3 OT	16-21-8
5	10/13	DALLAS	L	3-5	2-3-0	46	01/11	@ Detroit	W	3-1	17-21-8
6	10/15	@ Toronto	W	3-1	3-3-0	47	01/13	TAMPA BAY	L	0-2	17-22-8
7	10/17	DETROIT	W	2-1	4-3-0	48	01/20	@ Buffalo	L	1-2	17-23-8
8	10/20	LOS ANGELES	W	2-1	5-3-0	49	01/22	VANCOUVER	L	3-4 OT	17-24-8
9	10/24	ST. LOUIS	W	6-4	6-3-0	50	01/24	TORONTO	L	1-2 OT	17-25-8
10	10/25	@ Detroit	T	2-2 OT	6-3-1	51	01/25	@ NY Islanders	L	2-3	17-26-8
11	10/27	SAN JOSE	L	2-6	6-4-1	52	01/27	@ NY Rangers	W	2-1	18-26-8
12	10/29	@ Tampa Bay	T	2-2 OT	6-4-2	53	02/01	@ Los Angeles	W	3-2	19-26-8
13	10/30	@ Florida	L	2-3	6-5-2	54	02/03	@ San Jose	W	4-2	20-26-8
14	11/01	@ Dallas	W	3-2 OT	7-5-2	55	02/06	@ Arizona	L	2-3	20-27-8
15	11/03	EDMONTON	W	4-2	8-5-2	56	02/08	@ Colorado	W	4-2	21-27-8
16	11/07	NEW JERSEY	L	2-4	8-6-2	57	02/13	SAN JOSE	W	7-3	22-27-8
17	11/09	@ Philadelphia	W	4-1	9-6-2	58	02/15	NY RANGERS	W	2-0	23-27-8
18	11/10	OTTAWA	W	2-0	10-6-2	59	02/17	@ St. Louis	L	2-4	23-28-8
19	11/14	CALGARY	L	1-2 OT	10-7-2	60	02/20	BOSTON	W	5-3	24-28-8
20	11/15	@ Ottawa	L	3-4	10-8-2	61	02/22	@ Pittsburgh	W	5-2	25-28-8
21	11/17	LOS ANGELES	L	2-4	10-9-2	62	02/25	DALLAS	L	0-1	25-29-8
22	11/19	@ Edmonton	T	4-4 OT	10-9-3	63	02/26	@ Hartford	T	2-2 OT	25-29-8
23	11/21	@ Vancouver	L	1-2 OT	10-10-3	64	03/01	@ Colorado	L	1-2	25-30-9
24	11/22	@ Calgary	W	5-2	11-10-3	65	03/02	@ Arizona	W	4-0	26-30-9
25	11/27	@ San Jose	L	2-3	11-11-3	66	03/05	@ Vancouver	T	1-1 OT	26-30-10
26	11/29	@ Anaheim	L	0-2	11-12-3	67	03/08	Arizona	L	0-2	26-31-10
27	11/30	@ Los Angeles	W	5-3	12-12-3	68	03/10	VANCOUVER	T	2-2 OT	26-31-11
28	12/06	MONTREAL	L	1-3	12-13-3	69	03/12	@ Toronto	W	3-2	27-31-11
29	12/07	@ Montreal	L	2-3	12-14-3	70	03/14	@ Dallas	T	4-4 OT	27-31-12
30	12/09	TORONTO	L	1-3	12-15-3	71	03/16	NY ISLANDERS	W	5-4	28-31-12
31	12/12	@ Detroit	L	2-6	12-16-3	72	03/20	Arizona	L	2-4	28-32-12
32	12/13	@ St. Louis	W	4-1	13-16-3	73	03/23	DETROIT	W	5-3	29-32-12
33	12/15	PITTSBURGH	W	2-1	14-16-3	74	03/26	WASHINGTON	W	5-3	30-32-12
34	12/18	DALLAS	L	2-3 OT	14-17-3	75	03/28	ANAHEIM	L	3-4	30-33-12
35	12/20	FLORIDA	L	1-3	14-18-3	76	03/30	BUFFALO	W	3-2	31-33-12
36	12/22	PHILADELPHIA	T	2-2 OT	14-18-4	77	04/01	@ Anaheim	T	3-3 OT	31-33-13
37	12/23	@ Boston	T	3-3 OT	14-18-5	78	04/03	@ Edmonton	L	2-4	31-34-13
38	12/26	ST. LOUIS	T	4-4 OT	14-18-6	79	04/06	@ Calgary	W	2-1	32-34-13
39	12/28	@ Toronto	L	4-5	14-19-6	80	04/09	ST. LOUIS	L	0-1	32-35-13
40	12/29	HARTFORD	W	4-3	15-19-6	81	04/11	CALGARY	W	7-3	33-35-13
41	12/31	COLORADO	L	1-4	15-20-6	82	04/13	@ Dallas	W	5-2	34-35-13

PLAYER	GP	G	A	PTS	PIM	PLAYER	GP	G	A	PTS	PIM
AMONTE, TONY	81	41	36	77	64	LAFAMME, CHRISTIAN	4	0	1	1	2
ZHAMNOV, ALEX	74	20	42	62	56	GRONMAN, TUOMAS	16	0	1	1	13
CHELIOS, CHRIS	72	10	38	48	112	HACKETT, JEFF	41	0	1	1	6
DAZE, ERIC	71	22	19	41	16	KIJMOWICH, SERGEI	1	0	0	0	2
CRAVEN, MURRAY	75	8	27	35	12	WAITE, JIMMY	2	0	0	0	0
WENNRICH, ERIC	81	7	25	32	62	DUBINSKY, STEVE	5	0	0	0	0
MOREAU, ETHAN	82	15	16	31	123	#PROKOPEC, MIKE	6	0	0	0	6
MILLER, KEVIN	69	14	17	31	41	*TERRERI, CHRIS	7	0	0	0	0
SHANTZ, JEFF	69	9	21	30	28	CHYZOWSKI, DAVE	8	0	0	0	6
SUTER, GARY	82	7	21	28	70	MCRAE, BASIL	8	0	0	0	12
SAVARO, DENIS	69	9	18	27	60	SMITH, STEVE	21	0	0	0	29
KRIVOKRASOV, SERGEI	67	13	11	24	42	#BELFOUR, ED	33	0	0	0	26
BLACK, JAMES	64	12	11	23	20						
PROBERT, BOB	82	9	14	23	326						
CARNEY, KEITH	81	3	15	18	62						
SUTTER, BRENT	39	7	7	14	18						
*DAHLEN, ULF	30	6	8	14	10						
CUMMINS, JIM	65	6	6	12	199						
*SYKORA, MICHAL	28	1	9	10	10						
CICCONA, ENRICO	67	2	2	4	233						
CREIGHTON, ADAM	19	1	2	3	13						
RUSSELL, CAM	44	1	1	2	65						
LEROUX, JEAN-YVES	1	0	1	1	5						

* ACQUIRED IN SEASON # TRADED IN SEASON

GOALIES	GP	W	L	T	MIN	GA	SO	AVG
BELFOUR, ED	33	11	15	6	1,966	88	1	2.69
HACKETT, JEFF	41	19	18	4	2,473	89	2	2.16
TERRERI, CHRIS	7	4	1	2	429	19	0	2.66
WAITE, JIMMY	2	0	1	1	105	7	0	4

LEADERSHIP
PLAYERS
2018-19
OPPONENTS
TRADITION
RECORDS
PLAYOFFS
HISTORY
MINORS
MEDIA

1997-98 CHICAGO BLACKHAWKS

30-39-13, 73 POINTS, 5TH CENTRAL DIVISION

	GM	DATE	OPPONENT	RESULT	SCORE	RECORD	GM	DATE	OPPONENT	RESULT	SCORE	RECORD
LEADERSHIP	1	10/01	@ Arizona	L	2-6	0-1-0	42	01/05	CALGARY	T	1-1 OT	15-18-9
	2	10/04	@ San Jose	L	2-3	0-2-0	43	01/09	Arizona	L	2-4	15-19-9
	3	10/09	TAMPA BAY	L	1-4	0-3-0	44	01/10	@ Toronto	W	4-3	16-19-9
	4	10/10	@ Dallas	L	0-7	0-4-0	45	01/12	VANCOUVER	W	3-2	17-19-9
	5	10/13	@ Arizona	L	1-2	0-5-0	46	01/14	@ Carolina	W	4-1	18-18-9
PLAYERS	6	10/15	WASHINGTON	L	0-2	0-6-0	47	01/15	@ Washington	L	2-3	18-20-9
	7	10/17	ST. LOUIS	L	0-2	0-7-0	48	01/20	NY ISLANDERS	W	5-2	19-20-9
	8	10/19	BUFFALO	W	5-2	1-7-0	49	01/22	TORONTO	L	0-3	19-21-9
	9	10/22	@ NY Rangers	W	1-0	2-7-0	50	01/24	ST. LOUIS	W	5-4	20-21-9
	10	10/24	DALLAS	L	0-2	2-8-0	51	01/29	@ San Jose	W	3-0	21-21-9
2018-19	11	10/26	CAROLINA	L	2-3	2-9-0	52	01/31	@ Los Angeles	L	0-3	21-22-9
	12	10/27	@ Montreal	L	2-4	2-10-0	53	02/01	@ Anaheim	L	3-4 OT	21-23-9
	13	10/29	VANCOUVER	W	3-0	3-10-0	54	02/03	@ Arizona	W	4-2	22-23-9
	14	10/31	SAN JOSE	W	5-3	4-10-0	55	02/05	@ Colorado	L	2-4	22-24-9
	15	11/02	PITTSBURGH	W	3-1	5-10-0	56	02/07	@ Dallas	L	1-3	22-25-9
OPPONENTS	16	11/06	ST. LOUIS	W	2-1	6-10-0	57	02/26	LOS ANGELES	L	4-7	22-26-9
	17	11/08	@ NY Islanders	W	4-2	7-10-0	58	02/28	@ Colorado	W	4-0	23-26-9
	18	11/10	CALGARY	T	1-1 OT	7-10-1	59	03/01	DALLAS	T	2-2 OT	23-26-10
	19	11/11	@ Toronto	L	2-5	7-11-1	60	03/03	@ St. Louis	L	3-5	23-27-10
	20	11/13	TORONTO	L	1-2	7-12-1	61	03/05	@ Pittsburgh	T	2-2 OT	23-27-11
TRAITION	21	11/16	DETROIT	T	3-3 OT	7-12-2	62	03/07	@ Boston	W	2-1	24-27-11
	22	11/19	@ Anaheim	W	4-0	8-12-2	63	03/09	EDMONTON	L	3-4 OT	24-28-11
	23	11/20	@ Los Angeles	L	3-4	8-13-2	64	03/12	@ Detroit	L	0-3	24-29-11
	24	11/22	@ Vancouver	W	5-4 OT	9-13-2	65	03/14	@ Tampa Bay	L	0-1	24-30-11
	25	11/25	@ Edmonton	T	2-2 OT	9-13-3	66	03/15	@ Florida	W	8-4	25-30-11
RECORDS	26	11/27	@ Calgary	T	2-2 OT	9-13-4	67	03/17	@ Buffalo	W	5-3	26-30-11
	27	11/29	@ Ottawa	W	3-2	10-13-4	68	03/19	MONTREAL	W	1-0	27-30-11
	28	12/04	COLORADO	L	1-2	10-14-4	69	03/22	BOSTON	W	1-0	28-30-11
	29	12/07	EDMONTON	T	3-3 OT	10-14-5	70	03/25	@ Detroit	T	5-5 OT	28-30-12
	30	12/10	Arizona	T	3-3 OT	10-14-6	71	03/25	ANAHEIM	L	2-3	28-31-12
PLAYOFFS	31	12/12	PHILADELPHIA	L	2-3	10-15-6	72	03/27	OTTAWA	W	2-1	29-31-12
	32	12/14	SAN JOSE	L	1-2	10-16-6	73	03/29	FLORIDA	L	0-4	29-32-12
	33	12/16	@ Calgary	L	3-4 OT	10-17-6	74	03/31	@ Philadelphia	L	2-3	29-33-12
	34	12/17	@ Edmonton	T	0-0 OT	10-17-7	75	04/02	COLORADO	W	2-1	30-33-12
	35	12/20	@ Vancouver	W	5-0	11-17-7	76	04/04	DETROIT	L	2-3	30-34-12
HISTORY	36	12/22	LOS ANGELES	L	0-1	11-18-7	77	04/05	NY RANGERS	L	1-2 OT	30-35-12
	37	12/26	@ St. Louis	W	4-1	12-18-7	78	04/09	@ St. Louis	L	2-3	30-36-12
	38	12/28	ANAHEIM	W	2-0	13-18-7	79	04/12	Arizona	L	1-2	30-37-12
	39	12/30	@ New Jersey	W	6-2	14-18-7	80	04/15	@ Toronto	L	2-3	30-38-12
	40	01/01	TORONTO	T	3-3 OT	14-18-8	81	04/16	NEW JERSEY	T	1-1 OT	30-38-13
MINORS	41	01/04	DETROIT	W	3-1	15-18-8	82	04/18	@ Dallas	L	1-3	30-39-13
MEDIA												

PLAYER	GP	G	A	PTS	PIM	PLAYER	GP	G	A	PTS	PIM
AMONTE, TONY	82	31	42	73	66	MILLS, CRAIG	20	0	3	3	34
ZHAMNOV, ALEX	70	21	28	49	61	RUSSELL, CAM	41	1	1	2	79
DAZE, ERIC	80	31	11	42	22	*MORE, JAY	17	0	2	2	8
SUTER, GARY	73	14	28	42	74	#CUMMINS, JIM	55	0	2	2	178
CHULIOS, CHRIS	81	3	39	42	151	WHITE, TODD	7	1	0	1	2
*JOHNSON, GREG	69	11	22	33	38	YAWNEY, TRENT	45	1	0	1	76
SHANTIZ, JEFF	61	11	20	31	36	*VANDENBUSCH, RYAN	4	0	1	1	5
KRIVOKRASOV, SERGEI	58	10	13	23	33	*SKALDE, JARRID	7	0	1	1	4
WEINRICH, ERIC	82	2	21	23	106	TERRER, CHRIS	21	0	1	1	2
MOREAU, ETHAN	54	9	9	18	73	HUSKA, RYAN	1	0	0	0	0
DUBINSKY, STEVE	82	5	13	18	57	VARIS, PETRI	1	0	0	0	0
BLACK, JAMES	52	10	5	15	8	GENDRON, MARTIN	2	0	0	0	0
#CARNNEY, KEITH	60	2	13	15	73	TREFLOV, ANDREI	6	0	0	0	0
LEROUX, JEAN-YVES	66	6	7	13	55	CLEARY, DAN	6	0	0	0	0
*KILGER, CHAD	22	3	8	11	6	HACKETT, JEFF	58	0	0	0	8
NABOKOV, DMITRI	25	7	4	11	10						
MILLER, KEVIN	37	4	7	11	8						
LAFAMME, CHRISTIAN	72	0	11	11	59						
SUTTER, BRENT	52	2	6	8	28						
*SIMPSON, REID	38	3	2	5	102						
FELSMER, BRIAN	12	1	3	4	12						
SKORA, MICHAL	28	1	3	4	12						
PROBERT, BOB	14	2	1	3	48						

* ACQUIRED IN SEASON # TRADED IN SEASON

GOALIES	GP	W	L	T	MINS	GA	SO	AVG
HACKETT, JEFF	58	21	25	11	3,441	126	8	2.2
TERRER, CHRIS	21	8	10	2	1,222	49	2	2.41
TREFLOV, ANDREI	6	1	4	0	299	17	0	3.41

HISTORY OF THE BLACKHAWKS

1998-99 CHICAGO BLACKHAWKS

29-41-12, 70 POINTS, 3RD CENTRAL DIVISION

GM	DATE	OPPONENT	RESULT	SCORE	RECORD	GM	DATE	OPPONENT	RESULT	SCORE	RECORD
1	10/10	NEW JERSEY	W	5-2	1-0-0	42	01/12	@ Colorado	L	1-4	11-25-6
2	10/15	@ Dallas	L	1-3	1-1-0	43	01/15	@ NY Rangers	W	3-1	12-25-6
3	10/17	ANAHEIM	L	3-5	1-2-0	44	01/17	Arizona	T	1-1 OT	12-25-7
4	10/17	DALLAS	W	4-3	2-2-0	45	01/21	MONTREAL	W	3-0	13-25-7
5	10/19	@ Montreal	W	2-1	3-2-0	46	01/27	@ Edmonton	W	4-3 OT	14-25-7
6	10/22	SAN JOSE	T	2-2 OT	3-2-1	47	01/28	@ Calgary	T	6-6 OT	14-25-8
7	10/24	NASHVILLE	W	5-4	4-2-1	48	01/30	@ Vancouver	L	2-3	14-26-8
8	10/28	@ Carolina	L	0-2	4-3-1	49	02/01	@ San Jose	L	1-5	14-27-8
9	10/30	FLORIDA	L	3-7	4-4-1	50	02/03	@ Anaheim	L	0-3	14-28-8
10	11/01	CALGARY	L	1-4	4-5-1	51	02/04	@ Los Angeles	L	2-3	14-29-8
11	11/04	@ Florida	L	1-2	4-6-1	52	02/06	@ Arizona	L	0-3	14-30-8
12	11/06	@ Tampa Bay	T	2-2 OT	4-6-2	53	02/10	SAN JOSE	L	2-5	14-31-8
13	11/08	EDMONTON	L	2-3 OT	4-7-2	54	02/12	DETROIT	L	1-2	14-32-8
14	11/10	@ St. Louis	L	2-5	4-8-2	55	02/13	@ Toronto	W	6-2	15-32-8
15	11/12	TORONTO	L	3-10	4-9-2	56	02/15	@ Ottawa	L	2-6	15-33-8
16	11/14	@ Buffalo	L	1-6	4-10-2	57	02/17	VANCOUVER	W	4-0	16-33-8
17	11/15	OTTAWA	T	2-2 OT	4-10-3	58	02/19	@ Dallas	L	1-5	16-34-8
18	11/17	@ Nashville	W	2-1	5-10-3	59	02/21	BOSTON	L	3-6	16-35-8
19	11/19	@ Los Angeles	L	0-5	5-11-3	60	02/24	@ St. Louis	W	3-1	17-35-8
20	11/21	@ Anaheim	L	1-4	5-12-3	61	02/26	LOS ANGELES	L	1-2	17-36-8
21	11/24	@ Arizona	L	2-3	5-13-3	62	02/28	ST. LOUIS	L	1-3	17-37-8
22	11/28	@ Calgary	L	4-5	5-14-3	63	03/06	@ San Jose	W	4-0	18-37-8
23	11/29	@ Edmonton	W	3-2	6-14-3	64	03/07	@ Vancouver	T	2-2 OT	18-37-9
24	12/03	ANAHEIM	W	4-1	7-14-3	65	03/10	NASHVILLE	W	5-2	19-37-9
25	12/06	TAMPA BAY	W	7-5	8-14-3	66	03/12	@ Nashville	L	3-5	19-38-9
26	12/08	@ Detroit	L	2-3	8-15-3	67	03/14	ST. LOUIS	L	2-5	19-39-9
27	12/09	EDMONTON	W	3-1	9-15-3	68	03/17	CALGARY	W	3-1	20-39-9
28	12/11	TORONTO	L	2-3	9-16-3	69	03/20	@ Colorado	T	5-5 OT	20-39-10
29	12/13	DALLAS	T	2-2 OT	9-16-4	70	03/21	COLORADO	W	4-3	21-39-10
30	12/17	WASHINGTON	L	1-3	9-17-4	71	03/25	@ Pittsburgh	L	2-5	21-40-10
31	12/19	@ Philadelphia	L	2-3	9-18-4	72	03/25	@ Boston	T	3-3 OT	21-40-11
32	12/20	LOS ANGELES	L	1-4	9-19-4	73	03/27	@ New Jersey	T	4-4 OT	21-40-12
33	12/23	Arizona	W	4-3	10-19-4	74	03/28	ST. LOUIS	W	3-1	22-40-12
34	12/26	PHILADELPHIA	L	1-3	10-20-4	75	03/31	BUFFALO	W	2-1	23-40-12
35	12/31	NY ISLANDERS	W	1-0	11-20-4	76	04/02	@ Detroit	L	3-5	23-41-12
36	01/02	@ Detroit	L	2-5	11-21-4	77	04/03	CAROLINA	W	2-1	24-41-12
37	01/03	DETROIT	L	1-3	11-22-4	78	04/05	VANCOUVER	W	2-1	25-41-12
38	01/05	@ NY Islanders	T	1-1 OT	11-22-5	79	04/08	NY RANGERS	W	6-2	26-41-12
39	01/07	@ St. Louis	L	2-4	11-23-5	80	04/12	@ Washington	W	4-2	27-41-12
40	01/09	@ Nashville	T	3-3 OT	11-23-6	81	04/15	NASHVILLE	W	4-2	28-41-12
41	01/10	COLORADO	L	2-3 OT	11-24-6	82	04/17	DETROIT	W	3-2	29-41-12

PLAYER	GP	G	A	PTS	PIM	PLAYER	GP	G	A	PTS	PIM
AMONTE, TONY	82	44	31	75	60	#COFFEY, PAUL	10	0	4	4	0
ZHAMNOV, ALEX	76	20	41	61	50	#SHANTIZ, JEFF	7	1	0	1	4
GILMOUR, DOUG	72	16	40	56	56	JANSENS, MARK	60	1	0	1	65
DAZE, ERIC	72	22	20	42	22	FITZPATRICK, MARK	27	0	1	1	8
#CHELIUS, CHRIS	65	8	26	34	89	*THIBAUT, JOCELYN	52	0	1	1	2
#KILGER, CHAD	64	14	11	25	30	#DUBINSKY, STEVE	1	0	0	0	0
OLCZYK, ED	61	10	15	25	29	#TREFLOV, ANDREI	1	0	0	0	0
PROBERT, BOB	78	7	14	21	206	#VOPAT, ROMAN	3	0	0	0	4
*MANSON, DAVE	64	6	15	21	107	*MURRAY, CHRIS	4	0	0	0	14
DUMONT, JEAN-PIERRE	25	9	6	15	10	VANDENBUSSCHE, RYAN	6	0	0	0	17
#MOREAU, ETHAN	66	9	6	15	84	CLOUTIER, SYLVAIN	7	0	0	0	0
HEMERSON, NELSON	27	4	10	14	13	MILLS, CRAIG	7	0	0	0	2
ZMOLEK, DOUG	62	0	14	14	102	*BICANEK, RADIM	7	0	0	0	6
WHITE, TODD	35	5	8	13	20	#RUSSELL, CAM	7	0	0	0	10
#LAFLAMME, CHRISTIAN	62	2	11	13	70	#NASREDDINE, ALAIN	7	0	0	0	19
SIMPSON, REID	53	5	4	9	145	JONES, TY	8	0	0	0	12
#CLEARY, DAN	35	4	5	9	24	#HACKETT, JEFF	10	0	0	0	6
*MIRONOV, BORIS	12	0	9	9	27	#BONNIE, DENNIS	11	0	0	0	44
LEROUX, JEAN-YVES	40	3	5	8	21	ROYER, REMI	18	0	0	0	67
*BROWN, BRAD	61	1	7	8	184	YAWNEY, TRENT	20	0	0	0	32
*ERIKSSON, ANDERS	11	0	8	8	0	* ACQUIRED IN SEASON # TRADED IN SEASON					
#MANUEL, MIKE	28	4	3	7	8						
*MARHA, JOSEF	22	2	5	7	4						
*MCAMMOND, DEAN	12	1	4	5	2						
*MUIR, BRYAN	53	1	4	5	50						
ALLISON, JAMIE	39	2	2	4	62						
#WEINRICH, ERIC	14	1	3	4	12						

GOALIES	GP	W	L	T	MINS	GA	SO	AVG
THIBAUT, JOCELYN	52	21	26	5	3,014	196	4	2.71
FITZPATRICK, MARK	27	6	8	6	1,403	64	0	2.74
HACKETT, JEFF	10	2	6	1	524	33	0	3.78
TREFLOV, ANDREI	1	0	1	0	20	4	0	9.60

LEADERSHIP
PLAYERS
2018-19
OPPONENTS
TRADITION
RECORDS
PLAYOFFS
HISTORY
MINORS
MEDIA

HISTORY OF THE BLACKHAWKS

1999-2000 CHICAGO BLACKHAWKS

33-37-10-2, 78 POINTS, 3RD CENTRAL DIVISION

	GM	DATE	OPPONENT	RESULT	SCORE	RECORD	GM	DATE	OPPONENT	RESULT	SCORE	RECORD
LEADERSHIP	1	10/04	@ San Jose	L	1-7	0-1-0-0	42	01/09	COLORADO	W	5-3	13-21-6-2
	2	10/06	@ Vancouver	L	4-5	0-2-0-0	43	01/12	VANCOUVER	W	3-2 OT	14-21-6-2
	3	10/08	Arizona	T	3-3 OT	0-2-1-0	44	01/13	@ Detroit	W	5-3	15-21-6-2
	4	10/10	NASHVILLE	T	3-3 OT	0-2-2-0	45	01/15	@ Colorado	L	1-3	15-22-6-2
PLAYERS	5	10/15	TORONTO	L	1-2	0-3-2-0	46	01/17	SAN JOSE	W	5-4 OT	16-22-6-2
	6	10/16	@ Pittsburgh	T	3-3 OT	0-3-3-0	47	01/19	@ New Jersey	L	1-4	16-23-6-2
	7	10/21	ANAHEIM	T	5-5 OT	0-3-4-0	48	01/21	ST. LOUIS	L	0-3	16-24-6-2
	8	10/23	DETROIT	L	0-1	0-4-4-0	49	01/23	DALLAS	L	2-3	16-25-6-2
2019-19	9	10/27	@ Montreal	W	1-0	1-4-4-0	50	01/27	COLORADO	W	6-4	17-25-6-2
	10	10/29	@ Detroit	W	4-2	2-4-4-0	51	01/30	@ Vancouver	W	3-1	18-25-6-2
	11	10/30	LOS ANGELES	L	1-3	2-5-4-0	52	02/02	@ Edmonton	L	1-4	18-26-6-2
	12	11/04	BUFFALO	L	4-5 OT	2-5-4-1	53	02/03	@ Calgary	T	5-5 OT	18-26-7-2
OPPONENTS	13	11/05	@ Nashville	W	3-1	3-5-4-1	54	02/12	@ Atlanta	W	4-3	19-26-7-2
	14	11/07	NY RANGERS	L	1-3	3-6-4-1	55	02/14	ANAHEIM	L	3-4	19-27-7-2
	15	11/10	NASHVILLE	L	2-4	3-9-4-1	56	02/16	LOS ANGELES	L	1-4	19-28-7-2
	16	11/12	NY ISLANDERS	W	5-0	4-9-4-1	57	02/18	WASHINGTON	L	4-5	19-29-7-2
TRADITION	17	11/14	EDMONTON	L	3-6	4-8-4-1	58	02/20	DETROIT	W	6-4	20-29-7-2
	18	11/16	@ Los Angeles	L	2-3	4-9-4-1	59	02/22	@ Philadelphia	L	1-3	20-30-7-2
	19	11/19	@ Anaheim	L	2-4	4-10-4-1	60	02/23	NASHVILLE	L	2-4	20-31-7-2
	20	11/20	@ Arizona	L	1-3	4-11-4-1	61	02/25	@ Dallas	W	4-3 OT	21-31-7-2
RECORDS	21	11/24	@ Edmonton	W	3-2	5-11-4-1	62	02/27	@ St. Louis	W	4-1	22-31-7-2
	22	11/25	@ Calgary	L	1-2 OT	5-11-4-2	63	03/01	MONTREAL	L	1-4	22-32-7-2
	23	11/27	@ St. Louis	L	3-8	5-12-4-2	64	03/03	TAMPA BAY	W	5-1	23-32-7-2
	24	11/30	@ Ottawa	L	1-2	5-13-4-2	65	03/05	Arizona	W	7-3	24-32-7-2
PLAYOFFS	25	12/03	DETROIT	L	4-7	5-14-4-2	66	03/07	@ Nashville	L	1-3	24-33-7-2
	26	12/04	@ Boston	W	9-3	6-14-4-2	67	03/08	@ Carolina	L	1-4	24-34-7-2
	27	12/06	EDMONTON	W	5-1	7-14-4-2	68	03/11	@ Florida	W	5-2	25-34-7-2
	28	12/09	NEW JERSEY	L	0-4	7-15-4-2	69	03/12	@ Tampa Bay	W	4-1	26-34-7-2
MINORS	29	12/10	@ Buffalo	L	1-2	7-16-4-2	70	03/15	@ Toronto	W	5-2	27-34-7-2
	30	12/12	CALGARY	L	1-2	7-17-4-2	71	03/16	BOSTON	W	5-4 OT	28-34-7-2
	31	12/14	@ San Jose	W	5-2	8-17-4-2	72	03/18	DALLAS	T	2-2 OT	28-34-8-2
	32	12/17	@ Anaheim	L	0-2	8-18-4-2	73	03/21	@ Arizona	W	3-0	29-34-8-2
MEDIA	33	12/18	@ Los Angeles	W	8-4	9-18-4-2	74	03/24	@ Dallas	L	1-5	29-35-8-2
	34	12/23	DALLAS	W	5-2	10-18-4-2	75	03/26	ST. LOUIS	T	1-1 OT	29-35-9-2
	35	12/25	PITTSBURGH	L	2-4	10-19-4-2	76	03/27	@ Colorado	L	1-3	29-36-9-2
	36	12/27	@ Washington	T	2-2 OT	10-19-5-2	77	03/30	TORONTO	W	4-0	30-36-9-2
	37	12/30	FLORIDA	W	2-1	11-19-5-2	78	04/01	@ NY Islanders	T	2-2 OT	30-36-10-2
	38	12/31	@ Detroit	T	4-4 OT	11-19-6-2	79	04/02	VANCOUVER	L	2-3	30-37-10-2
	39	01/02	SAN JOSE	L	1-4	11-20-6-2	80	04/05	ANAHEIM	W	5-2	31-37-10-2
	40	01/06	CALGARY	W	5-2	12-20-6-2	81	04/07	@ St. Louis	W	4-3 OT	32-37-10-2
	41	01/08	@ Nashville	L	3-6	12-21-6-2	82	04/09	ST. LOUIS	W	3-1	33-37-10-2

NOTE: 1999-2000 was the first season in which teams received one point in the standings for an overtime loss.

HISTORY	PLAYER	GP	G	A	PTS	PIM	PLAYER	GP	G	A	PTS	PIM
	AMONTI, TONY	82	43	41	84	48	ALLISON, JAMIE	59	1	3	4	102
	*SULLIVAN, STEVE	73	22	42	64	52	BICANEK, RADIM	11	0	3	3	4
	ZHAMNOV, ALEX	71	23	37	60	61	MCCARTHY, STEVE	5	1	1	2	4
	*GILMOUR, DOUG	63	22	34	56	51	*CLARK, WENDEL	13	2	0	2	13
	*NYLANDER, MICHAEL	66	23	28	51	26	CALDER, KYLE	8	1	1	2	2
	MIRONOV, BORIS	58	9	28	37	72	*PLANTE, DEREK	17	1	1	2	2
	DAZE, ERIC	59	23	13	36	28	VANDENBUSSCHE, RYAN	52	0	1	1	143
	MCAMMOND, DEAN	76	14	18	32	72	*WHITE, TODD	1	0	0	0	0
	ERIKSSON, ANDERS	73	3	25	28	20	LAMOTHE, MARC	2	0	0	0	0
MINORS	MCCABE, BRYAN	79	6	19	25	139	HERPESPERGER, CHRIS	9	0	0	0	5
	*COTE, SYLVAIN	45	6	18	24	14	PASSMORE, STEVE	24	0	0	0	9
	MARHA, JOSEF	81	10	12	22	18	THIBAUT, JOCELYN	60	0	0	0	2
	#DUMONT, JEAN-PIERRE	47	10	8	18	18						
MEDIA	PROBERT, BOB	69	4	11	15	114	* ACQUIRED IN SEASON	# TRADED IN SEASON				
	ATCHEYNUM, BLAIR	47	5	7	12	6						
	*DEAN, KEVIN	27	2	8	10	12						
	ZMOLEK, DOUG	43	2	7	9	60						
	BROWN, BRAD	57	0	9	9	134						
	LEROUX, JEAN-YVES	54	2	5	8	43						
	*MANSON, DAVE	37	0	7	7	40						
	*GROSEK, MICHAEL	14	2	4	6	12						
	JANSSENS, MARK	36	0	6	6	73						
	*MUIR, BRYAN	11	2	3	5	13						
	OLCZYK, ED	33	2	2	4	12						
		</										

HISTORY OF THE BLACKHAWKS

2000-01 CHICAGO BLACKHAWKS

29-40-8-5, 71 POINTS, 4TH CENTRAL DIVISION

GM	DATE	OPPONENT	RESULT	SCORE	RECORD	GM	DATE	OPPONENT	RESULT	SCORE	RECORD
1	10/05	@ Buffalo	L	2-4	0-1-0-0	42	01/09	@ NY Islanders	W	6-3	17-20-3-2
2	10/07	@ Columbus	W	5-3	1-1-0-0	43	01/12	@ Columbus	W	3-1	18-20-3-2
3	10/12	DETROIT	L	0-4	1-2-0-0	44	01/14	COLORADO	T	2-2 OT	18-20-4-2
4	10/14	@ Montreal	L	4-5 OT	1-2-0-1	45	01/17	FLORIDA	W	5-0	19-20-4-2
5	10/15	COLUMBUS	W	2-1	2-2-0-1	46	01/19	WASHINGTON	W	3-1	20-20-4-2
6	10/18	NY RANGERS	L	2-4	2-3-0-1	47	01/21	PITTSBURGH	L	0-4	20-21-4-2
7	10/20	DALLAS	L	1-5	2-4-0-1	48	01/25	PHILADELPHIA	L	1-5	20-22-4-2
8	10/21	@ St. Louis	L	0-1	2-5-0-1	49	01/26	@ Colorado	L	2-5	20-23-4-2
9	10/26	COLORADO	L	0-2	2-6-0-1	50	01/28	@ Vancouver	W	6-2	21-23-4-2
10	10/28	BUFFALO	L	1-3	2-7-0-1	51	01/31	@ Edmonton	L	2-3	21-24-4-2
11	10/29	@ Minnesota	W	3-2	3-7-0-1	52	02/01	@ Calgary	L	3-5	21-25-4-2
12	11/02	@ Boston	L	4-5	3-8-0-1	53	02/06	@ Los Angeles	T	3-3 OT	21-25-5-2
13	11/03	@ Detroit	W	6-1	4-8-0-1	54	02/07	@ Anaheim	W	3-2	22-25-5-2
14	11/05	ANAHEIM	W	4-2	5-8-0-1	55	02/10	@ San Jose	L	2-3 OT	22-25-5-3
15	11/08	SAN JOSE	L	2-3 OT	5-8-0-2	56	02/11	@ Arizona	L	2-3	22-26-5-3
16	11/10	MINNESOTA	L	2-5	5-9-0-2	57	02/14	SAN JOSE	L	0-7	22-27-5-3
17	11/11	@ Toronto	T	3-3 OT	5-9-1-2	58	02/16	ST. LOUIS	W	6-2	23-27-5-3
18	11/14	@ Vancouver	L	2-4	5-10-1-2	59	02/18	LOS ANGELES	W	3-0	24-27-5-3
19	11/16	@ Calgary	W	5-2	6-10-1-2	60	02/19	@ NY Rangers	L	2-4	24-28-5-3
20	11/17	@ Edmonton	T	3-3 OT	6-10-2-2	61	02/21	DETROIT	L	3-7	24-29-5-3
21	11/21	@ Arizona	W	4-1	7-10-2-2	62	02/23	ATLANTA	W	1-0	25-29-5-3
22	11/22	@ San Jose	L	1-4	7-11-2-2	63	02/25	TORONTO	W	6-4	26-29-5-3
23	11/24	@ Minnesota	L	0-2	7-12-2-2	64	02/27	@ Washington	W	3-2	27-29-5-3
24	11/27	@ Detroit	W	6-5 OT	8-12-2-2	65	03/01	LOS ANGELES	T	2-2 OT	27-29-6-3
25	11/30	NASHVILLE	L	0-3	8-13-2-2	66	03/04	CAROLINA	L	3-6	27-30-6-3
26	12/01	@ Nashville	W	2-1	9-13-2-2	67	03/07	@ Dallas	W	4-1	28-30-6-3
27	12/03	COLUMBUS	W	5-0	10-13-2-2	68	03/09	@ Anaheim	L	1-3	28-31-6-3
28	12/07	MINNESOTA	L	2-4	10-14-2-2	69	03/10	@ Los Angeles	T	2-2 OT	28-31-7-3
29	12/09	@ St. Louis	L	4-6	10-15-2-2	70	03/13	DALLAS	L	0-3	28-32-7-3
30	12/10	ST. LOUIS	L	1-6	10-16-2-2	71	03/15	NASHVILLE	W	3-2	29-32-7-3
31	12/13	@ Atlanta	L	1-3	10-17-2-2	72	03/18	ANAHEIM	L	1-4	29-33-7-3
32	12/15	@ Dallas	L	1-4	10-18-2-2	73	03/22	NASHVILLE	L	1-2 OT	29-33-7-4
33	12/16	@ Nashville	W	3-0	11-18-2-2	74	03/24	@ St. Louis	L	1-5	29-34-7-4
34	12/21	VANCOUVER	W	6-4	12-18-2-2	75	03/25	CALGARY	L	1-3	29-35-7-4
35	12/23	@ Ottawa	W	3-2	13-18-2-2	76	03/28	OTTAWA	L	2-5	29-36-7-4
36	12/27	Arizona	T	1-1 OT	13-19-2-2	77	03/29	@ Pittsburgh	L	2-5	29-37-7-4
37	12/29	DETROIT	W	3-2 OT	14-19-2-2	78	04/01	EDMONTON	T	3-3 OT	29-37-8-4
38	12/31	@ Carolina	L	1-2	14-19-3-2	79	04/02	@ New Jersey	L	3-4	29-38-8-4
39	01/03	VANCOUVER	W	6-0	15-19-3-2	80	04/04	CALGARY	L	2-5	29-39-8-4
40	01/05	EDMONTON	L	1-2	15-20-3-2	81	04/06	TORONTO	L	0-1	29-40-8-4
41	01/07	TAMPA BAY	W	7-4	16-20-3-2	82	04/08	@ Columbus	L	3-4 OT	29-40-8-5

PLAYER	GP	G	A	PTS	PIM	PLAYER	GP	G	A	PTS	PIM
SULLIVAN, STEVE	81	34	41	75	54	VON ARX, RETO	19	3	1	4	4
AMONTE, TONY	82	35	29	64	54	ALLISON, JAMIE	44	1	3	4	53
NYLANDER, MICHAEL	82	25	39	64	32	ATCHEYNUK, BLAIR	19	1	2	3	2
DAZE, ERIC	79	33	24	57	16	MARHA, JOSEF	15	0	3	3	6
ZHAMNOV, ALEX	63	13	36	49	40	THIBAUT, JOCELYN	66	0	3	3	2
#MCAMMOND, DEAN	61	10	16	26	43	KING, KRIS	13	1	0	1	8
HERPERGER, CHRIS	61	10	15	25	20	HANKINSON, CASEY	11	0	1	1	9
SPACEK, JAROSLAV	50	5	18	23	20	BELL, MARK	13	0	1	1	4
MIRONOV, BORIS	66	5	17	22	42	LAROQUE, MICHEL	3	0	0	0	0
PROBERT, BOB	79	7	12	19	103	DOWNNEY, AARON	3	0	0	0	6
QUINTAL, STEPHANE	72	1	18	19	60	*PASSMORE, STEVE	6	0	0	0	4
CALDER, KYLE	43	5	10	15	14	BAUMGARTNER, NOLAN	8	0	0	0	6
KARPOVSEV, ALEXANDER	53	2	13	15	39	TALLAS, ROBBIE	12	0	0	0	0
DEAN, KEVIN	69	0	11	11	30	JANSENS, MARK	28	0	0	0	33
DUBINSKY, STEVE	60	6	4	10	33						
LEROUX, JEAN-YVES	59	4	4	8	22						
ZELEPUKIN, VALERI	36	3	4	7	18						
VANDENBUSSCHE, RYAN	64	2	5	7	146						
MCALPINE, CHRIS	50	0	6	6	32						
HERIKSSON, ANDERS	13	2	3	5	2						
POAPST, STEVE	36	2	3	5	12						
MCCARTHY, STEVE	44	0	5	5	8						

* ACQUIRED IN SEASON # TRADED IN SEASON

GOALIES	GP	W	L	T	MINS	GA	SO	AVG
PASSMORE, STEVE	6	0	4	1	340	14	0	2.47
THIBAUT, JOCELYN	66	27	32	7	3,844	180	6	2.81
TALLAS, ROBBIE	12	2	7	0	627	35	0	3.35
LAROQUE, MICHEL	3	0	2	0	152	9	0	3.55

LEADERSHIP
PLAYERS
2010-19
OPPONENTS
TRADITION
RECORDS
PLAYOFFS
HISTORY
MINORS
MEDIA

HISTORY OF THE BLACKHAWKS

2001-02 CHICAGO BLACKHAWKS

41-27-13-1, 96 POINTS, 3RD CENTRAL DIVISION

	GM	DATE	OPPONENT	RESULT	SCORE	RECORD	GM	DATE	OPPONENT	RESULT	SCORE	RECORD
LEADERSHIP	1	10/04	@ Vancouver	W	5-4	1-0-0-0	42	12/30	ANAHEIM	W	2-1	22-12-8-0
	2	10/06	@ Calgary	L	0-4	1-1-0-0	43	12/31	@ Ottawa	W	5-4 OT	23-12-8-0
	3	10/09	@ Edmonton	L	0-1	1-2-0-0	44	01/04	TAMPA BAY	W	2-0	24-12-8-0
	4	10/11	Arizona	W	3-0	2-2-0-0	45	01/06	PITTSBURGH	W	2-0	25-12-8-0
PLAYERS	5	10/12	@ Minnesota	L	4-6	2-3-0-0	46	01/09	@ Colorado	L	3-7	25-13-8-0
	6	10/14	COLUMBUS	T	2-2 OT	2-3-1-0	47	01/10	COLUMBUS	W	2-1	26-13-8-0
	7	10/18	@ Nashville	W	5-3	3-3-1-0	48	01/12	@ Columbus	L	4-5	26-14-8-0
	8	10/20	@ Dallas	T	2-2 OT	3-3-2-0	49	01/14	EDMONTON	W	2-1	27-14-8-0
2019-19	9	10/21	COLORADO	W	4-2	4-3-2-0	50	01/16	@ Florida	W	3-0	28-14-8-0
	10	10/23	CALGARY	W	6-3	5-3-2-0	51	01/18	@ Tampa Bay	T	2-2 OT	28-14-9-0
	11	10/25	SAN JOSE	W	4-2	6-3-2-0	52	01/20	DALLAS	W	3-2	29-14-9-0
	12	10/28	BOSTON	T	3-3 OT	6-3-3-0	53	01/23	Arizona	L	1-4	29-15-9-0
OPPONENTS	13	10/30	LOS ANGELES	W	5-1	7-3-3-0	54	01/25	ST. LOUIS	W	2-1	30-15-9-0
	14	11/01	@ Los Angeles	W	3-2	8-3-3-0	55	01/28	@ Boston	L	1-2	30-16-9-0
	15	11/02	@ Anaheim	L	2-5	8-4-3-0	56	01/30	@ New Jersey	L	1-3	30-17-9-0
	16	11/04	DETROIT	W	5-4	9-4-3-0	57	02/06	@ Arizona	W	5-2	31-17-9-0
TRAITION	17	11/06	PHILADELPHIA	W	2-1	10-4-3-0	58	02/08	@ San Jose	L	2-4	31-18-9-0
	18	11/09	VANCOUVER	W	3-1	11-4-3-0	59	02/09	@ Colorado	W	3-2	32-18-9-0
	19	11/11	SAN JOSE	W	3-2 OT	12-4-3-0	60	02/13	FLORIDA	W	5-4	33-18-9-0
	20	11/13	@ Vancouver	L	2-3	12-5-3-0	61	02/26	@ Philadelphia	L	4-5	33-19-9-0
RECORDS	21	11/15	@ Calgary	T	2-2 OT	12-5-4-0	62	02/27	MONTREAL	L	2-3	33-20-9-0
	22	11/16	@ Edmonton	L	1-7	12-6-4-0	63	03/03	ANAHEIM	W	2-1	34-20-9-0
	23	11/21	@ Nashville	L	3-4	12-7-4-0	64	03/05	CAROLINA	L	1-2 OT	34-20-9-1
	24	11/23	@ Columbus	T	2-2 OT	12-7-5-0	65	03/07	NY RANGERS	W	5-1	35-20-9-1
PLAYOFFS	25	11/25	@ Detroit	T	4-4 OT	12-7-6-0	66	03/11	@ Los Angeles	L	1-2	35-21-9-1
	26	11/28	VANCOUVER	T	3-3 OT	12-7-7-0	67	03/12	@ Arizona	L	1-3	35-22-9-1
	27	11/30	TORONTO	L	1-2	12-8-7-0	68	03/15	@ Anaheim	T	1-1 OT	35-22-10-1
	28	12/01	@ Toronto	L	1-4	12-9-7-0	69	03/16	@ San Jose	T	2-2 OT	35-22-11-1
HISTORY	29	12/03	@ Montreal	W	3-2	13-9-7-0	70	03/18	DALLAS	T	2-2 OT	35-22-12-1
	30	12/05	MINNESOTA	W	4-2	14-9-7-0	71	03/20	NEW JERSEY	L	1-3	35-23-12-1
	31	12/07	NY ISLANDERS	W	4-3	15-9-7-0	72	03/24	ST. LOUIS	W	4-3 OT	36-23-12-1
	32	12/09	LOS ANGELES	L	2-5	15-10-7-0	73	03/27	NASHVILLE	W	4-1	37-23-12-1
PLAYERS	33	12/12	ST. LOUIS	T	2-2 OT	15-10-8-0	74	03/29	@ Minnesota	W	3-1	38-23-12-1
	34	12/14	@ Atlanta	W	3-1	16-10-8-0	75	03/31	MINNESOTA	W	2-1	39-23-12-1
	35	12/15	@ Nashville	L	2-5	16-11-8-0	76	04/03	NASHVILLE	L	1-3	39-24-12-1
	36	12/17	@ Detroit	W	2-0	17-11-8-0	77	04/05	@ St. Louis	L	1-5	39-25-12-1
PLAYOFFS	37	12/19	@ Buffalo	W	6-5	18-11-8-0	78	04/07	CALGARY	W	3-2	40-25-12-1
	38	12/21	EDMONTON	W	5-1	19-11-8-0	79	04/09	@ Washington	L	1-3	40-26-12-1
	39	12/23	DETROIT	L	0-5	19-12-8-0	80	04/10	@ Detroit	T	3-3 OT	40-26-13-1
	40	12/26	@ St. Louis	W	3-1	20-12-8-0	81	04/12	@ Dallas	L	1-3	40-27-13-1
HISTORY	41	12/27	COLORADO	W	3-1	21-12-8-0	82	04/14	COLUMBUS	W	2-0	41-27-13-1

PLAYER	GP	G	A	PTS	PIM	PLAYER	GP	G	A	PTS	PIM
DAZE, ERIC	82	38	32	70	36	CAMPBELL, JIM	9	1	1	2	4
ZHAMNOV, ALEX	77	22	45	67	67	*DOELEIN, LYLE	12	0	2	2	4
AMONTE, TONY	82	27	39	66	67	CHEBATURKIN, VLADIMIR	13	0	2	2	6
NYLANDER, MICHAEL	82	15	46	61	50	REEKIE, JOE	17	0	2	2	28
SULLIVAN, STEVE	78	21	39	60	67	HRHEAUME, PASCAL	19	0	2	2	4
CALDER, KYLE	81	17	36	53	47	#DUBINSKY, STEVE	3	1	0	1	4
HOUSLEY, PHIL	80	15	24	39	34	DOWNNEY, AARON	36	1	0	1	76
KOROLEV, IGOR	82	9	20	29	20	HENDERSON, MATT	4	0	1	1	0
BELL, MARK	80	12	16	28	124	PASSMORE, STEVE	23	0	1	1	2
KLEMM, JON	82	4	16	20	42	HANKINSON, CASEY	3	0	0	0	0
MIRONOV, BORIS	64	4	14	18	68	MCCARTHY, STEVE	3	0	0	0	2
THOMAS, STEVE	34	11	4	15	17	THIBAUT, JOCELYN	67	0	0	0	2
#SPACEK, JAROSLAV	60	3	10	13	29						
KARPOVTSY, ALEXANDER	65	1	9	10	40						
POAPST, STEVE	56	1	7	8	30						
PELIUSO, MIKE	37	4	2	6	19						
WHITE, PETER	48	3	3	6	10						
ARMASON, TYLER	21	3	1	4	4						
*FITZGERALD, TOM	15	1	3	4	6						
PROBERT, BOB	61	1	3	4	176						
VANDENBUSSCHE, RYAN	50	1	2	3	103						
MALPINE, CHRIS	40	0	3	3	36						

* ACQUIRED IN SEASON

TRADED IN SEASON

GOALIES	GP	W	L	T	MINS	GA	SO	AVG
PASSMORE, STEVE	25	8	5	4	1,142	43	0	2.26
THIBAUT, JOCELYN	67	33	23	9	3,838	159	6	2.49

HISTORY OF THE BLACKHAWKS

2002-03 CHICAGO BLACKHAWKS

30-33-13-6, 79 POINTS, 3RD CENTRAL DIVISION

GM	DATE	OPPONENT	RESULT	SCORE	RECORD	GM	DATE	OPPONENT	RESULT	SCORE	RECORD
1	10/10	@ Columbus	L	1-2	0-1-0-0	42	01/09	@ Dallas	L	3-4 OT	19-13-8-2
2	10/13	BUFFALO	W	3-0	1-1-0-0	43	01/12	NASHVILLE	W	2-0	20-13-8-2
3	10/17	FLORIDA	W	4-1	2-1-0-0	44	01/13	@ Detroit	L	4-5 OT	20-13-8-3
4	10/19	CALGARY	L	2-5	2-2-0-0	45	01/15	DETROIT	W	4-1	21-13-8-3
5	10/24	MINNESOTA	L	2-3	2-3-0-0	46	01/17	VANCOUVER	L	2-4	21-14-8-3
6	10/26	@ Carolina	T	3-3 OT	2-3-1-0	47	01/18	@ St. Louis	L	2-4	21-15-8-3
7	10/27	SAN JOSE	W	3-2	3-3-1-0	48	01/20	@ Columbus	L	1-5	21-16-8-3
8	10/29	COLUMBUS	W	3-2	4-3-1-0	49	01/23	ST. LOUIS	T	3-3 OT	21-16-9-3
9	10/31	LOS ANGELES	W	2-1 OT	5-3-1-0	50	01/25	@ Pittsburgh	L	3-5	21-17-9-3
10	11/02	@ New Jersey	L	1-5	5-4-1-0	51	01/26	@ Montreal	L	3-4	21-18-9-3
11	11/03	EDMONTON	L	1-4	5-5-1-0	52	01/27	@ Boston	W	3-1	22-18-9-3
12	11/05	@ Detroit	W	2-0	6-5-1-0	53	02/05	@ Minnesota	L	1-2	22-19-9-3
13	11/07	ATLANTA	W	5-0	7-5-1-0	54	02/06	@ Calgary	T	2-2 OT	22-19-10-3
14	11/09	@ Tampa Bay	W	3-2 OT	8-5-1-0	55	02/08	@ Edmonton	W	3-0	23-19-10-3
15	11/11	@ Florida	T	2-2 OT	8-5-2-0	56	02/10	@ Vancouver	L	1-2	23-20-10-3
16	11/15	WASHINGTON	T	2-2 OT	8-5-3-0	57	02/12	TORONTO	L	1-3	23-21-10-3
17	11/17	NASHVILLE	W	4-2	9-5-3-0	58	02/14	SAN JOSE	L	2-4	23-22-10-3
18	11/19	@ Edmonton	L	1-3	9-6-3-0	59	02/15	@ Columbus	W	7-1	24-22-10-3
19	11/20	@ Vancouver	L	3-5	9-7-3-0	60	02/17	COLORADO	L	4-5	24-23-10-3
20	11/23	@ Calgary	L	1-3	9-8-3-0	61	02/20	Arizona	L	1-2	24-24-10-3
21	11/25	@ Colorado	L	0-1	9-9-3-0	62	02/23	DALLAS	L	0-3	24-25-10-3
22	11/28	@ Arizona	W	4-2	10-9-3-0	63	02/25	PHILADELPHIA	L	0-2	24-26-10-3
23	11/30	@ Los Angeles	L	1-4	10-10-3-0	64	02/27	@ Philadelphia	L	2-5	24-27-10-3
24	12/01	@ Anaheim	L	2-3	10-11-3-0	65	03/01	@ Nashville	L	4-5 OT	24-27-10-4
25	12/04	OTTAWA	W	1-0	11-11-3-0	66	03/02	COLORADO	L	2-3 OT	24-27-10-5
26	12/06	ANAHEIM	L	3-4	11-12-3-0	67	03/05	@ Dallas	L	4-7	24-28-10-5
27	12/08	TAMPA BAY	W	3-1	12-12-3-0	68	03/07	CALGARY	L	0-2	24-29-10-5
28	12/10	@ NY Islanders	W	3-2	13-12-3-0	69	03/09	BOSTON	W	8-5	25-29-10-5
29	12/11	@ NY Rangers	W	4-3	14-12-3-0	70	03/12	@ Anaheim	L	2-5	25-30-10-5
30	12/13	@ Buffalo	T	1-1 OT	14-12-4-0	71	03/14	@ Arizona	W	4-0	26-30-10-5
31	12/15	DALLAS	L	0-5	14-13-4-0	72	03/17	@ San Jose	W	3-2 OT	27-30-10-5
32	12/17	VANCOUVER	W	3-2	15-13-4-0	73	03/19	ANAHEIM	L	3-4	27-31-10-5
33	12/20	COLUMBUS	W	3-1	16-13-4-0	74	03/22	@ Colorado	L	1-8	27-32-10-5
34	12/22	LOS ANGELES	W	3-1	17-13-4-0	75	03/23	PITTSBURGH	T	1-1 OT	27-32-11-5
35	12/26	MINNESOTA	T	2-2 OT	17-13-5-0	76	03/25	NY ISLANDERS	L	2-9	27-33-11-5
36	12/28	@ San Jose	T	3-3 OT	17-13-6-0	77	03/27	NASHVILLE	W	4-1	28-33-11-5
37	12/30	@ Los Angeles	W	2-0	18-13-6-0	78	03/28	@ Minnesota	L	3-4 OT	28-33-11-6
38	01/02	@ St. Louis	W	4-1	19-13-6-0	79	03/30	EDMONTON	T	4-4 OT	28-33-12-6
39	01/04	@ Nashville	T	3-3 OT	19-13-7-0	80	04/03	@ St. Louis	W	6-4	29-33-12-6
40	01/05	DETROIT	L	3-4 OT	19-13-7-1	81	04/04	ST. LOUIS	T	2-2 OT	29-33-13-6
41	01/08	Arizona	T	0-0 OT	19-13-8-1	82	04/06	DETROIT	W	4-3 OT	30-33-13-6

PLAYER	GP	G	A	PTS	PIM	PLAYER	GP	G	A	PTS	PIM
SULLIVAN, STEVE	82	26	35	61	42	HENRY, BURKE	16	0	2	2	9
ZHAMINOV, ALEX	74	15	43	58	70	GILL, TODD	5	0	1	1	0
DAZE, ERIC	54	22	22	44	14	WHITE, PETER	6	0	1	1	0
CALDER, KYLE	82	15	27	42	40	*HELENIUS, SAMI	10	0	1	1	28
ARNASON, TYLER	82	19	20	39	20	VALK, GARRY	16	0	1	1	6
FLEURY, THEOREN	54	12	21	33	77	MCLEAN, BRETT	2	0	0	0	0
*BEREZIN, SERGEI	66	18	13	31	8	DEBRUSK, LOUIE	4	0	0	0	7
BELL, MARK	82	14	15	29	113	ANDERSON, CRAIG	6	0	0	0	0
*HOUSEY, PHIL	57	6	23	29	24	LEIGHTON, MICHAEL	8	0	0	0	0
DEMPSEY, NATHAN	67	5	23	28	26	PASSMORE, STEVE	11	0	0	0	4
*NIKOLISHIN, ANDREI	60	6	15	21	26	VANDENBUSCH, RYAN	22	0	0	0	58
*SIMON, CHRIS	61	12	6	18	125	THIBAUT, JOCELYN	62	0	0	0	4
*THOMAS, STEVE	69	4	13	17	51						
KLEMM, JON	70	2	14	16	44						
KARPOVTSYEV, ALEXANDER	40	4	10	14	12						
POAPST, STEVE	75	2	11	13	50						
*EASTWOOD, MIKE	53	2	10	12	24						
*HOBELIN, LYLE	65	7	4	11	76						
KOROLEV, IGOR	48	4	5	9	30						
RADULOV, IGOR	7	5	0	5	4						
STRUDWICK, JASON	48	2	3	5	87						
MCCARTHY, STEVE	57	1	4	5	23						
*MIRONOV, BORIS	20	3	1	4	22						
*HNYLANDER, MICHAEL	9	0	4	4	4						
THORNTON, SHAWN	13	1	1	2	31						

* ACQUIRED IN SEASON # TRADED IN SEASON

GOALIES	GP	W	L	T	MINS	GA	SO	AVG
THIBAUT, JOCELYN	62	26	28	7	3,650	144	8	2.57
LEIGHTON, MICHAEL	8	2	3	2	447	21	1	2.82
PASSMORE, STEVE	11	2	5	2	617	38	0	3.70
ANDERSON, CRAIG	6	0	3	2	270	18	0	4.00

LEADERSHIP
PLAYERS
2018-19
OPPONENTS
TRADITION
RECORDS
PLAYOFFS
HISTORY
MINORS
MEDIA

HISTORY OF THE BLACKHAWKS

2003-04 CHICAGO BLACKHAWKS

20-43-11-8, 59 POINTS, 5TH CENTRAL DIVISION

	GM	DATE	OPPONENT	RESULT	SCORE	RECORD	GM	DATE	OPPONENT	RESULT	SCORE	RECORD
LEADERSHIP	1	10/08	MINNESOTA	W	1-0	1-0-0-0	42	01/07	@ Minnesota	L	4-7	10-21-4-4
	2	10/10	@ Colorado	L	0-5	1-1-0-0	43	01/08	CALGARY	W	3-1	11-21-4-4
	3	10/12	LOS ANGELES	L	2-4	1-2-0-0	44	01/11	COLORADO	L	4-5 OT	11-21-7-5
	4	10/16	@ Columbus	L	1-2	1-3-0-0	45	01/12	@ St. Louis	L	4-7	11-22-7-5
PLAYERS	5	10/17	@ Atlanta	L	2-7	1-4-0-0	46	01/14	@ Detroit	L	2-4	11-23-7-5
	6	10/19	NASHVILLE	W	3-1	2-4-0-0	47	01/18	LOS ANGELES	L	1-2	11-24-7-5
	7	10/23	@ San Jose	T	3-3 OT	2-4-1-0	48	01/21	@ Minnesota	L	2-4	11-25-7-5
	8	10/25	@ Los Angeles	W	3-2	3-4-1-0	49	01/22	COLUMBUS	W	7-0	12-25-7-5
2019-19	9	10/26	@ Anaheim	T	1-1 OT	3-4-2-0	50	01/24	@ Columbus	L	3-4	12-26-7-5
	10	10/28	@ Arizona	T	2-2 OT	3-4-3-0	51	01/27	@ Vancouver	L	2-3	12-27-7-5
	11	10/30	PITTSBURGH	L	0-1	3-5-3-0	52	01/29	@ Edmonton	L	2-5	12-28-7-5
	12	11/01	@ St. Louis	W	3-2	4-5-3-0	53	01/30	@ Calgary	W	5-3	13-28-7-5
OPPONENTS	13	11/02	ANAHEIM	W	3-1	5-5-3-0	54	02/01	@ Montreal	L	4-6	13-29-7-5
	14	11/07	@ Nashville	W	2-1	6-5-3-0	55	02/03	@ Toronto	W	4-1	14-29-7-5
	15	11/09	COLORADO	L	3-4 OT	6-5-3-1	56	02/11	NASHVILLE	W	5-2	15-29-7-5
	16	11/10	@ Detroit	L	0-3	6-6-3-1	57	02/14	BOSTON	W	2-1 OT	16-29-7-5
TRAITION	17	11/12	CALGARY	L	2-6	6-7-3-1	58	02/15	WASHINGTON	L	0-4	16-30-7-5
	18	11/14	DETROIT	L	3-4 OT	6-7-3-2	59	02/19	SAN JOSE	L	3-6	16-31-7-5
	19	11/16	NY RANGERS	T	2-2 OT	6-7-4-2	60	02/22	ST. LOUIS	W	3-2 OT	17-31-7-5
	20	11/18	@ Edmonton	L	2-5	6-8-4-2	61	02/24	@ Philadelphia	L	1-3	17-32-7-5
RECORDS	21	11/20	@ Vancouver	L	2-3 OT	6-8-4-3	62	02/25	@ Columbus	W	4-3	18-32-7-5
	22	11/22	@ Calgary	L	1-2	6-9-4-3	63	02/27	COLUMBUS	L	3-4	18-33-7-5
	23	11/26	@ San Jose	L	2-3	6-10-4-3	64	02/29	FLORIDA	T	2-2 OT	18-33-8-5
	24	11/28	@ Anaheim	L	3-4	6-11-4-3	65	03/01	@ Nashville	T	2-2 OT	18-33-9-5
PLAYOFFS	25	11/29	@ Los Angeles	L	1-3	6-12-4-3	66	03/03	TAMPA BAY	L	3-5	18-34-9-5
	26	12/03	BUFFALO	L	2-3	6-13-4-3	67	03/05	ANAHEIM	L	2-5	18-35-9-5
	27	12/06	@ NY Islanders	L	2-5	6-14-4-3	68	03/07	EDMONTON	L	3-4 OT	18-35-9-6
	28	12/07	Arizona	T	2-2 OT	6-14-5-3	69	03/11	@ New Jersey	L	4-6	18-36-9-6
HISTORY	29	12/11	DETROIT	W	4-3 OT	7-14-5-3	70	03/12	@ Washington	W	4-3	19-36-9-6
	30	12/12	@ Dallas	L	0-1	7-15-5-3	71	03/14	DALLAS	L	0-4	19-37-9-6
	31	12/14	DALLAS	T	1-1 OT	7-15-6-3	72	03/17	CAROLINA	L	2-3	19-38-9-6
	32	12/18	@ Ottawa	L	1-6	7-16-6-3	73	03/19	VANCOUVER	W	4-3 OT	20-38-9-6
MINORS	33	12/19	@ Detroit	L	2-3	7-17-6-3	74	03/21	Arizona	T	2-2 OT	20-38-10-6
	34	12/21	NEW JERSEY	T	2-2 OT	7-17-7-3	75	03/23	@ Colorado	T	2-2 OT	20-38-11-6
	35	12/23	ST. LOUIS	W	3-0	8-17-7-3	76	03/25	MINNESOTA	L	2-8	20-39-11-6
	36	12/26	COLUMBUS	L	1-4	8-18-7-3	77	03/27	@ St. Louis	L	3-4 OT	20-39-11-7
MEDIA	37	12/28	DETROIT	W	3-0	9-18-7-3	78	03/28	ST. LOUIS	L	1-3	20-40-11-7
	38	12/29	@ Pittsburgh	L	0-1	9-19-7-3	79	03/30	@ Nashville	L	2-5	20-41-11-7
	39	12/31	VANCOUVER	L	3-4 OT	9-19-7-4	80	04/01	NASHVILLE	L	1-3	20-42-11-7
	40	01/02	SAN JOSE	W	2-1	10-19-7-4	81	04/03	@ Arizona	L	1-2	20-42-11-8
	41	01/04	EDMONTON	L	3-4	10-20-7-4	82	04/04	@ Dallas	L	2-5	20-43-11-8

PLAYER	GP	G	A	PTS	PIM	PLAYER	GP	G	A	PTS	PIM
ARNASON, TYLER	82	22	33	55	16	MCCARTHY, STEVE	25	1	3	4	8
BERARD, BRYAN	58	13	34	47	53	STUDWICK, JASON	54	1	3	4	73
BELL, MARK	82	21	24	45	106	*NICKULAS, ERIC	21	1	1	2	8
RIUTU, TUOMO	82	23	21	44	58	BARCHUK, ANTON	5	0	2	2	2
#SULLIVAN, STEVE	56	15	28	43	36	LEIGHTON, MICHAEL	34	0	2	2	2
CALDER, KYLE	66	21	18	39	29	THORNTON, SHAWN	8	1	0	1	23
MCLEAN, BRETT	76	11	20	31	54	LAING, QUINTIN	3	0	1	1	0
#DEMPSEY, NATHAN	58	8	17	25	30	BARINKA, MICHAEL	9	0	1	1	6
#HAMMOV, ALEX	23	6	12	18	14	ELLISON, MATT	10	0	1	1	0
NICHOL, SCOTT	75	7	11	18	145	KUKKONEN, LASSE	10	0	1	1	4
KOROLEV, IGOR	62	3	10	13	22	#KLEMM, JON	19	0	1	1	20
#HJENIEMEN, VILLE	60	2	11	13	40	AITKEN, JOHNATHAN	41	0	1	1	70
*VANDERMEER, JIM	23	2	10	12	58	UNDERHILL, MATT	1	0	0	0	0
*ROBIDAS, STEPHANE	45	2	10	12	33	MUNRO, ADAM	7	0	0	0	2
DAZE, ERIC	19	4	7	11	0	PASSMORE, STEVE	9	0	0	0	0
RADULOV, IGOR	36	4	7	11	18	THIBAUT, JOCELYN	14	0	0	0	0
QUINT, DERON	51	4	7	11	18	ANDERSON, CRAIG	21	0	0	0	4
YAKUBOV, MIKHAIL	30	1	7	8	8						
#KARPOVITSEV, ALEXANDER	24	0	7	7	14						
MOEN, TRAVIS	82	4	2	6	142						
HENRY, BURKE	23	2	4	6	24						
VANDENBUSSCHE, RYAN	65	4	1	5	120						
KEITH, MATT	20	2	3	5	10						
POAPST, STEVE	53	2	2	4	26						
VOROBYEV, PAVEL	18	1	3	4	4						

GOALIES	GP	W	L	T	MINS	GA	SO	AVG
ANDERSON, CRAIG	21	6	14	0	1,205	57	1	2.84
THIBAUT, JOCELYN	14	5	7	2	821	39	1	2.85
PASSMORE, STEVE	9	2	6	0	478	23	0	2.89
LEIGHTON, MICHAEL	34	6	18	8	1,988	99	2	2.99
MUNRO, ADAM	7	1	5	1	426	26	0	3.66
UNDERHILL, MATT	1	0	1	0	61	4	0	3.93

HISTORY OF THE BLACKHAWKS

2005-06 CHICAGO BLACKHAWKS

26-43-13, 65 POINTS, 4TH CENTRAL DIVISION

GM	DATE	OPPONENT	RESULT	SCORE	RECORD	GM	DATE	OPPONENT	RESULT	SCORE	RECORD
1	10/05	ANAHEIM	L	3-5	0-1-0	42	01/00	@ Washington	W	4-3 OT	14-24-4
2	10/07	SAN JOSE	W	6-3	1-1-0	43	01/01	PHILADELPHIA	L	2-5	14-25-4
3	10/09	COLUMBUS	L	2-3	1-2-0	44	01/03	PITTSBURGH	W	4-1	15-25-4
4	10/11	@ St. Louis	L	1-4	1-3-0	45	01/05	NEW JERSEY	L	2-3 SO	15-25-5
5	10/14	@ Colorado	W	3-2 SO	2-3-0	46	01/07	NY ISLANDERS	L	1-2 OT	15-25-6
6	10/15	@ San Jose	L	3-4	2-4-0	47	01/09	COLORADO	W	4-2	16-25-6
7	10/18	@ Vancouver	L	2-6	2-5-0	48	01/20	@ Minnesota	L	1-4	16-26-6
8	10/23	MINNESOTA	W	4-2	3-5-0	49	01/22	MINNESOTA	L	2-3	16-27-6
9	10/25	@ Nashville	L	3-5	3-6-0	50	01/26	CALGARY	W	2-0	17-27-6
10	10/27	@ Detroit	L	2-5	3-7-0	51	01/29	CALGARY	L	3-5	17-28-6
11	10/29	DETROIT	L	2-4	3-8-0	52	02/02	@ St. Louis	L	5-6 SO	17-28-7
12	11/01	@ Detroit	L	1-4	3-9-0	53	02/04	@ Nashville	L	0-6	17-29-7
13	11/02	@ St. Louis	W	6-5 OT	4-9-0	54	02/07	@ Arizona	W	3-1	18-29-7
14	11/04	@ Dallas	L	1-9	4-10-0	55	02/08	@ San Jose	L	1-2	18-30-7
15	11/06	Arizona	W	2-1 OT	5-10-0	56	02/11	@ Los Angeles	L	4-5 OT	18-30-8
16	11/10	@ St. Louis	W	4-2	6-10-0	57	02/12	@ Anaheim	L	1-4	18-31-8
17	11/11	LOS ANGELES	L	2-4	6-11-0	58	03/01	NASHVILLE	W	3-0	19-31-8
18	11/13	EDMONTON	W	3-1	7-11-0	59	03/03	VANCOUVER	L	4-5 SO	19-31-9
19	11/18	@ Calgary	W	5-2	8-11-0	60	03/05	DALLAS	L	2-7	19-32-9
20	11/19	@ Edmonton	W	4-3	9-11-0	61	03/07	@ Columbus	W	3-1	20-32-9
21	11/22	@ Vancouver	L	1-3	9-12-0	62	03/09	COLORADO	L	1-2	20-33-9
22	11/26	@ Los Angeles	L	2-3	9-13-0	63	03/11	@ Detroit	L	4-6	20-34-9
23	11/27	@ Anaheim	L	1-3	9-14-0	64	03/12	DETROIT	L	3-5	20-35-9
24	11/30	LOS ANGELES	W	3-2	10-14-0	65	03/15	COLUMBUS	W	3-2	21-35-9
25	12/02	@ Tampa Bay	L	2-3 SO	10-14-1	66	03/17	ANAHEIM	L	1-2	21-36-9
26	12/03	@ Florida	L	3-4 OT	10-14-2	67	03/19	Arizona	L	2-3	21-37-9
27	12/07	NY RANGERS	W	2-1 OT	11-14-2	68	03/23	@ Arizona	L	3-4	21-38-9
28	12/11	@ Atlanta	W	5-4 SO	12-14-2	69	03/24	@ Dallas	L	2-3 SO	21-38-10
29	12/13	@ Carolina	L	3-5	12-15-2	70	03/26	SAN JOSE	L	4-5 OT	21-38-11
30	12/15	@ Nashville	L	3-5	12-16-2	71	03/29	ST. LOUIS	W	3-2 OT	22-38-11
31	12/16	ST. LOUIS	W	5-1	13-16-2	72	03/31	@ Detroit	W	3-2 OT	23-38-11
32	12/18	DALLAS	L	3-5	13-17-2	73	04/01	@ Columbus	L	2-5	23-39-11
33	12/21	NASHVILLE	L	1-6	13-18-2	74	04/03	@ Colorado	L	3-4	23-40-11
34	12/23	DETROIT	L	2-3 OT	13-18-3	75	04/05	NASHVILLE	W	4-3	24-40-11
35	12/26	@ Columbus	L	3-4 OT	13-18-4	76	04/07	EDMONTON	L	3-4 OT	24-40-12
36	12/28	ST. LOUIS	L	1-2	13-19-4	77	04/08	@ Nashville	L	1-2 SO	24-40-13
37	12/30	COLUMBUS	L	2-3	13-20-4	78	04/11	@ Minnesota	L	0-2	24-41-13
38	01/02	@ Calgary	L	2-3	13-21-4	79	04/13	DETROIT	L	3-7	24-42-13
39	01/03	@ Edmonton	L	0-5	13-22-4	80	04/15	@ Columbus	L	2-5	24-43-13
40	01/05	VANCOUVER	L	2-3	13-23-4	81	04/16	COLUMBUS	W	4-3	25-43-13
41	01/08	NASHVILLE	L	1-5	13-24-4	82	04/18	ST. LOUIS	W	3-2 OT	26-43-13

LEADERSHIP
PLAYERS
2010-19
OPPONENTS
TRADITION
RECORDS
PLAYOFFS
HISTORY
MINORS
MEDIA

NOTE: 2005-06 was the first season in which games were determined by a shootout if they were undecided after regulation and a 5-minute, 4-on-4 overtime period.

PLAYER	GP	G	A	PTS	PIM	PLAYER	GP	G	A	PTS	PIM
CALDER, KYLE	79	26	33	59	52	#BARCHUK, ANTON	17	2	3	5	16
BELL, MARK	82	25	23	48	107	BYFUGLIEN, DUSTIN	25	3	2	5	24
#ARNASON, TYLER	60	13	28	41	40	RUKUTU, TUOMO	15	2	3	5	31
*VRBATA, RADIM	45	13	21	34	16	#YAKUBOV, MIKHAIL	10	1	2	3	8
BOURQUE, RENÉ	77	16	18	34	56	#SIMPSON, TODD	45	0	3	3	116
SEABROOK, BRENT	69	5	27	32	60	MORGAN, JASON	7	1	1	2	6
LAPORTE, MARTIN	82	14	17	31	106	BROWN, MIKE	2	0	1	1	9
*SHARP, PATRICK	50	9	14	23	36	*RICHMOND, DANNY	10	0	0	0	18
BARNABY, MATTHEW	82	8	20	28	78	BARNIKA, MICHAL	25	0	1	1	20
#SPACEK, JAROSLAV	45	7	17	24	72	KEITH, MATT	2	0	0	0	0
VANDERMEER, JIM	76	6	18	24	116	DAZE, ERIC	1	0	0	0	2
VOROBIEV, PAVEL	39	9	12	21	34	ST. PIERRE, MARTIN	2	0	0	0	0
KEITH, DUNCAN	81	9	12	21	79	BARKER, CAM	1	0	0	0	0
HOLMOVIST, MICHAEL	72	10	10	20	16	THORNTON, SHAWN	10	0	0	0	16
*BOCHENSKI, BRANDON	20	2	2	4	8						
CILLEN, MARK	29	7	9	16	2						
#DOWD, JIM	60	3	12	15	38						
BROWN, CURTIS	71	5	10	15	38						
#ELLISON, MATT	26	3	9	12	17						
*HILBERT, ANDY	28	5	4	9	22						
WISNIEWSKI, JAMES	19	2	5	7	36						
CULLMORE, JASSEN	54	1	6	7	53						
*BARTOVIC, MILAN	24	1	6	7	8						
AUCOIN, ADRIAN	33	1	5	6	38						

* ACQUIRED IN SEASON # TRADED IN SEASON

GOALIES	GP	W	L	T	MINS	GA	SO	AVG
KHABIBULIN, NIKOLAI	50	17	26	6	2,815	157	0	.886
ANDERSON, CRAIG	29	6	12	4	1,553	86	1	.886
MUNRO, ADAM	10	3	5	2	501	25	1	.893
CRAWFORD, COREY	2	0	0	1	86	5	0	.878

HISTORY OF THE BLACKHAWKS

2006-07 CHICAGO BLACKHAWKS

31-42-9, 71 POINTS, 5TH CENTRAL DIVISION

	GM	DATE	OPPONENT	RESULT	SCORE	RECORD	GM	DATE	OPPONENT	RESULT	SCORE	RECORD
LEADERSHIP	1	10/05	@ Nashville	W	8-6	1-0-0	42	01/07	Arizona	L	2-4	17-20-5
	2	10/07	COLUMBUS	L	4-5	1-1-0	43	01/10	BUFFALO	L	1-2	17-21-5
	3	10/12	NASHVILLE	W	3-1	2-1-0	44	01/13	@ Detroit	L	3-6	17-22-5
	4	10/14	@ St. Louis	L	3-4	2-2-0	45	01/14	MINNESOTA	L	3-4 SO	17-22-6
PLAYERS	5	10/16	@ Colorado	W	5-3	3-2-0	46	01/16	COLUMBUS	L	4-5 OT	17-22-7
	6	10/18	MONTREAL	W	2-1	4-2-0	47	01/19	MINNESOTA	L	0-3	17-23-7
	7	10/20	@ Dallas	L	4-5	4-3-0	48	01/20	@ Nashville	L	3-6	17-24-7
	8	10/21	ST. LOUIS	L	3-4	4-4-0	49	01/26	NASHVILLE	L	1-3	17-25-7
2016-19	9	10/25	VANCOUVER	L	0-5	4-5-0	50	01/28	CALGARY	W	4-3 OT	18-25-7
	10	10/28	ANAHEIM	L	0-3	4-6-0	51	02/01	@ Los Angeles	W	3-2 OT	19-25-7
	11	10/30	@ Philadelphia	L	0-3	4-7-0	52	02/03	@ San Jose	L	2-4	19-26-7
	12	10/31	@ NY Islanders	L	2-5	4-8-0	53	02/06	@ Calgary	W	3-2 SO	20-26-7
OPPONENTS	13	11/02	DETROIT	L	1-2	4-9-0	54	02/07	@ Vancouver	W	3-0	21-26-7
	14	11/09	@ New Jersey	L	1-2 SO	4-9-1	55	02/09	@ Edmonton	L	1-2	21-27-7
	15	11/10	ST. LOUIS	W	3-1	5-9-1	56	02/11	@ Columbus	W	5-4	22-27-7
	16	11/12	COLUMBUS	W	1-0	6-9-1	57	02/14	@ Pittsburgh	L	4-5 SO	22-27-8
TRAITION	17	11/16	@ Arizona	L	2-3 SO	6-9-2	58	02/16	VANCOUVER	L	1-2 SO	22-27-9
	18	11/17	@ Anaheim	W	4-3 SO	7-9-2	59	02/18	@ NY Rangers	L	1-2	22-28-9
	19	11/19	@ Vancouver	L	1-2	7-10-2	60	02/21	@ Detroit	L	2-4	22-29-9
	20	11/22	@ Calgary	L	1-4	7-11-2	61	02/22	SAN JOSE	L	0-2	22-30-9
RECORDS	21	11/24	@ Edmonton	L	1-5	7-12-2	62	02/25	ST. LOUIS	W	5-1	23-30-9
	22	11/29	DALLAS	W	2-1	8-12-2	63	02/27	DETROIT	L	1-4	23-31-9
	23	12/01	ST. LOUIS	W	5-2	9-12-2	64	03/01	COLORADO	L	1-6	23-32-9
	24	12/02	@ Nashville	W	4-3 OT	10-12-2	65	03/02	@ Detroit	L	2-6	23-33-9
PLAYOFFS	25	12/05	@ Minnesota	L	2-3 SO	10-12-3	66	03/04	OTTAWA	W	4-3 SO	24-33-9
	26	12/07	Arizona	L	1-2 SO	10-12-4	67	03/06	LOS ANGELES	W	3-0	25-33-9
	27	12/09	@ Minnesota	L	4-5 OT	10-12-5	68	03/10	@ Arizona	W	7-5	26-33-9
	28	12/10	EDMONTON	W	4-1	11-12-5	69	03/13	@ San Jose	L	1-7	26-34-9
HISTORY	29	12/12	@ St. Louis	W	3-2	12-12-5	70	03/15	@ Los Angeles	W	4-3 SO	27-34-9
	30	12/14	DETROIT	L	2-3	12-13-5	71	03/16	@ Anaheim	L	2-5	27-35-9
	31	12/16	@ Columbus	W	6-4	13-13-5	72	03/20	@ Columbus	L	2-5	27-36-9
	32	12/17	COLORADO	W	2-1	14-13-5	73	03/21	SAN JOSE	L	1-4	27-37-9
PLAYERS	33	12/20	NASHVILLE	L	1-2	14-14-5	74	03/23	LOS ANGELES	L	1-2	27-38-9
	34	12/22	TORONTO	W	3-1	15-14-5	75	03/25	CALGARY	L	2-3	27-39-9
	35	12/23	@ Colorado	L	2-3	15-15-5	76	03/28	ANAHEIM	L	1-3	27-40-9
	36	12/26	DALLAS	W	2-1	16-15-5	77	03/30	COLUMBUS	W	3-1	28-40-9
MINORS	37	12/29	BOSTON	L	3-5	16-16-5	78	04/01	EDMONTON	W	2-1	29-40-9
	38	12/31	@ Columbus	L	1-3	16-17-5	79	04/03	@ Nashville	W	3-2 SO	30-40-9
	39	01/02	@ St. Louis	W	4-1	17-17-5	80	04/05	DETROIT	W	3-2 SO	31-40-9
	40	01/04	@ St. Louis	L	0-2	17-18-5	81	04/07	@ Detroit	L	2-7	31-41-9
MEDIA	41	01/05	NASHVILLE	L	3-8	17-19-5	82	04/08	@ Dallas	L	2-3	31-42-9

PLAYER	GP	G	A	PTS	PIM	PLAYER	GP	G	A	PTS	PIM
HAVLAT, MARTIN	56	25	32	57	28	BYFUGLIEN, DUSTIN	9	1	2	3	10
VRBATA, RADIM	77	14	27	41	26	BICKELL, BRYAN	3	2	0	2	0
HAMILTON, JEFF	70	18	21	39	22	#BOCHENSKI, BRANDON	10	2	0	2	2
RIIUTU, TUOMO	71	17	21	38	95	*ALEKSEY, NIKITA	15	2	0	2	0
SMOLINSKI, BRYAN	62	14	23	37	29	NORDQVIST, JONAS	3	0	2	2	2
SHARP, PATRICK	80	20	15	35	74	RICHMOND, DANNY	22	0	2	2	48
KEITH, DUNCAN	82	2	29	31	76	CORAZZINI, CARL	7	0	1	1	2
ARKHIPOV, DENIS	79	10	17	27	54	*PARENTEAU, PIERRE	5	0	1	1	2
LAPORTE, MARTIN	82	13	11	24	98	BOLLAND, DAVID	1	0	0	0	0
SEABROOK, BRENT	81	4	20	24	104	FRASER, COLIN	1	0	0	0	2
BOUROUE, RENE	44	7	10	17	38	#KEITH, MATT	2	0	0	0	4
SALMELAINEN, TONY	57	6	11	17	26	LOW, REED	6	0	0	0	31
AUCOIN, ADRIAN	59	4	12	16	50	BLUNDEN, MICHAEL	9	0	0	0	10
*BONDA, PETER	37	5	9	14	26	BURISH, ADAM	9	0	0	0	2
#KUKKONEN, LASSE	54	5	9	14	30	KOCL, DAVID	9	0	0	0	88
HOLMOVIST, MICHAEL	63	6	7	13	31	BROUWER, TROY	10	0	0	0	7
WISNIEWSKI, JAMES	50	2	8	10	39						
HANDZUS, MICHAL	8	3	5	8	6						
BARKER, CAM	35	1	7	8	44						
VANDERMEER, JIM	46	1	6	7	53						
CULLMORE, JASSEN	65	1	6	7	64						
*WILLIAMS, JASON	20	4	2	6	20						
MACDONALD, CRAIG	25	3	2	5	14						
*STEWART, KARL	37	2	3	5	43						
ST. PIERRE, MARTIN	14	1	3	4	8						

* ACQUIRED IN SEASON # TRADED IN SEASON

GOALIES	GP	W	L	T	MIN	GA	SO	AVG
#CARON, SEBASTIEN	1	1	0	0	60	1	0	1.00
KHABIBULIN, NIKOLAI	60	25	26	5	3,425	163	1	2.86
LALIME, PATRICK	12	4	6	1	645	33	1	3.07
#BOUCHER, BRIAN	15	1	10	3	827	45	1	3.26

HISTORY OF THE BLACKHAWKS

2007-08 CHICAGO BLACKHAWKS

40-34-8, 88 POINTS, 3RD CENTRAL DIVISION

GM	DATE	OPPONENT	RESULT	SCORE	RECORD	GM	DATE	OPPONENT	RESULT	SCORE	RECORD
1	10/04	@ Minnesota	L	0-1	0-1-0	42	01/08	@ Montreal	L	3-4 OT	19-19-4
2	10/06	DETROIT	W	4-3 SO	1-1-0	43	01/09	DALLAS	L	1-3	19-20-4
3	10/10	SAN JOSE	L	1-2	1-2-0	44	01/11	MINNESOTA	L	2-5	19-21-4
4	10/12	@ Detroit	W	3-2	2-2-0	45	01/13	@ Nashville	W	3-2 SO	20-21-4
5	10/13	DALLAS	W	2-1 OT	3-2-0	46	01/16	ST. LOUIS	W	6-1	21-21-4
6	10/17	ST. LOUIS	L	1-3	3-3-0	47	01/18	@ Colorado	W	2-1 SO	22-21-4
7	10/19	COLORADO	W	5-3	4-3-0	48	01/19	@ Arizona	W	2-1 SO	23-21-4
8	10/20	@ Toronto	W	6-4	5-3-0	49	01/22	@ San Jose	L	2-3	23-22-4
9	10/23	COLUMBUS	L	4-7	5-4-0	50	01/24	COLUMBUS	L	0-1	23-23-4
10	10/25	@ Boston	L	1-3	5-5-0	51	01/30	@ Colorado	L	3-6	23-24-4
11	10/27	ATLANTA	L	2-3	5-6-0	52	02/02	@ San Jose	L	2-3 SO	23-24-5
12	10/31	@ Dallas	W	5-4	6-6-0	53	02/06	@ Edmonton	L	1-4	23-25-5
13	11/03	@ St. Louis	W	3-2	7-6-0	54	02/07	@ Calgary	W	3-1	24-25-5
14	11/04	NASHVILLE	L	2-5	7-7-0	55	02/10	@ Vancouver	L	2-3 SO	24-26-5
15	11/07	COLUMBUS	W	5-2	8-7-0	56	02/13	@ Columbus	W	7-2	25-26-5
16	11/09	ST. LOUIS	W	4-2	9-7-0	57	02/14	@ Nashville	W	6-1	26-26-5
17	11/11	DETROIT	W	3-2	10-7-0	58	02/17	COLORADO	W	2-1	27-26-5
18	11/14	@ Columbus	L	2-4	10-8-0	59	02/19	@ St. Louis	L	1-5	27-26-6
19	11/15	@ Nashville	L	4-5 OT	10-8-1	60	02/20	MINNESOTA	W	3-0	28-26-6
20	11/17	@ Detroit	W	5-3	11-8-1	61	02/23	@ Los Angeles	W	6-5 OT	29-26-6
21	11/22	@ Calgary	W	2-1	12-8-1	62	02/24	@ Anaheim	L	3-6	29-27-6
22	11/24	@ Edmonton	L	2-3 SO	12-8-2	63	02/27	Arizona	W	1-0	30-27-6
23	11/25	@ Vancouver	L	0-2	12-9-2	64	02/28	@ Dallas	L	4-7	30-28-6
24	11/28	TAMPA BAY	W	5-1	13-9-2	65	03/02	VANCOUVER	W	4-1	31-28-6
25	11/30	Arizona	W	6-1	14-9-2	66	03/04	@ Minnesota	W	4-2	32-28-6
26	12/01	@ St. Louis	L	1-3	14-10-2	67	03/05	ANAHEIM	W	3-0	33-28-6
27	12/05	VANCOUVER	L	2-3	14-11-2	68	03/07	SAN JOSE	L	2-3	33-29-6
28	12/07	ANAHEIM	L	3-5	14-12-2	69	03/09	EDMONTON	L	5-6 OT	33-29-7
29	12/09	CALGARY	L	2-3	14-13-2	70	03/11	@ Detroit	L	1-3	33-30-7
30	12/12	LOS ANGELES	W	6-3	15-13-2	71	03/12	CAROLINA	L	0-3	33-31-7
31	12/15	@ Buffalo	L	1-3	15-14-2	72	03/14	@ Columbus	W	6-3	34-31-7
32	12/16	FLORIDA	L	1-3	15-15-2	73	03/16	CALGARY	L	2-4	34-32-7
33	12/19	NASHVILLE	W	5-2	16-15-2	74	03/19	WASHINGTON	W	5-0	35-32-7
34	12/22	@ Ottawa	W	4-3 OT	17-15-2	75	03/22	@ Nashville	L	1-2 SO	35-32-8
35	12/23	EDMONTON	W	3-2	18-15-2	76	03/23	ST. LOUIS	W	4-3 OT	36-32-8
36	12/26	NASHVILLE	W	5-2	19-15-2	77	03/26	@ Columbus	L	0-4	36-33-8
37	12/30	LOS ANGELES	L	2-3 OT	19-16-3	78	03/29	@ St. Louis	W	4-3	37-33-8
38	01/01	@ Los Angeles	L	2-9	19-16-3	79	03/30	COLUMBUS	W	5-4 SO	38-33-8
39	01/03	@ Arizona	L	2-4	19-17-3	80	04/02	DETROIT	W	6-2	39-33-8
40	01/04	@ Anaheim	L	1-2	19-18-3	81	04/04	NASHVILLE	W	3-1	40-33-8
41	01/06	DETROIT	L	1-3	19-19-3	82	04/06	@ Detroit	L	1-4	40-34-8

PLAYER	GP	G	A	PTS	PIM	PLAYER	GP	G	A	PTS	PIM
KANE, PATRICK	82	21	51	72	52	#JOHANSSON, MAGNUS	18	0	4	4	4
SHARP, PATRICK	80	36	26	62	55	#SAMSONOV, SERGEI	23	0	4	4	6
TOEWS, JONATHAN	64	24	30	54	44	DOWELL, JAKE	19	2	1	3	10
LANG, ROBERT	76	21	33	54	50	*EAGER, BEN	9	0	2	2	27
BYFUGLEN, DUSTIN	67	19	17	36	59	ADAMS, KEVIN	27	0	2	2	13
WILLIAMS, JASON	43	13	23	36	22	KHABIBULIN, NIKOLAI	50	0	2	2	4
KEITH, DUNCAN	82	12	20	32	56	BROUWER, TROY	2	0	1	1	0
SEABROOK, BRENT	82	9	23	32	90	HJALMARSSON, NIKLAS	13	0	1	1	13
HAVLAT, MARTIN	35	10	17	27	22	BLUNDEN, MIKE	1	0	0	0	0
WISNIEWSKI, JAMES	68	7	19	26	103	BERTI, ADAM	2	0	0	0	0
BOUROQUE, RENE	62	10	14	24	42	BICKELL, BRYAN	4	0	0	0	2
#RIIUTU, TUOMO	60	6	15	21	75	FRASER, COLIN	5	0	0	0	7
SOPEL, BRENT	58	1	19	20	28	ST. PIERRE, MARTIN	5	0	0	0	0
BARKER, CAM	45	6	12	18	52	CRAWFORD, COREY	5	0	0	0	0
BOLLAND, DAVE	39	4	13	17	28	RICHMOND, DANNY	7	0	0	0	2
PERREAULT, YANIC	53	9	5	14	24	KOCL, DAVID	18	0	0	0	68
*LADD, ANDREW	20	5	7	12	4	LALIME, PATRICK	32	0	0	0	8
#VANDERMEER, JIM	26	2	7	9	44						
BURISH, ADAM	81	4	4	8	214						
#LAPORTE, MARTIN	52	3	4	7	47						
*ADAMS, CRAIG	35	2	4	6	24						
SKILLE, JACK	16	3	2	5	0						
ZYUZIN, ANDREI	32	2	3	5	38						
KONTIOLA, PETRI	12	0	5	5	6						
VERSTEEG, KRIS	13	2	2	4	6						
HENDRY, JORDAN	40	1	3	4	22						

* ACQUIRED IN SEASON # TRADED IN SEASON

GOALIES	GP	W	L	T	MIN	GA	SO	AVG
KHABIBULIN, NIKOLAI	50	23	20	6	2,892	127	2	2.63
LALIME, PATRICK	32	16	12	2	1,828	86	1	2.82
CRAWFORD, COREY	5	1	2	0	224	8	1	2.14

LEADERSHIP
PLAYERS
2010-19
OPPONENTS
TRADITION
RECORDS
PLAYOFFS
HISTORY
MINORS
MEDIA

46-24-12, 104 POINTS, 2ND CENTRAL DIVISION

GM	DATE	OPPONENT	RESULT	SCORE	RECORD	GM	DATE	OPPONENT	RESULT	SCORE	RECORD
1	10/10	@ NY Rangers	L	2-4	0-1-0	42	01/16	NY RANGERS	L	2-3 OT	24-10-8
2	10/11	@ Washington	L	2-4	0-2-0	43	01/17	@ St. Louis	W	2-1 OT	25-10-8
3	10/13	NASHVILLE	L	2-3 SO	0-2-1	44	01/19	MINNESOTA	L	1-4	25-11-8
4	10/15	Arizona	W	4-1	1-2-1	45	01/21	ST. LOUIS	L	0-2	25-12-8
5	10/18	@ St. Louis	L	3-4 SO	1-2-2	46	01/28	@ Anaheim	W	3-2	26-12-8
6	10/19	VANCOUVER	W	4-2	2-2-2	47	01/29	@ Los Angeles	L	2-5	26-13-8
7	10/22	EDMONTON	W	3-0	3-2-2	48	01/31	@ San Jose	W	4-2	27-13-8
8	10/25	DETROIT	L	5-6 SO	3-2-3	49	02/03	@ Edmonton	W	3-1	28-13-8
9	10/27	@ Minnesota	L	2-3	3-3-3	50	02/05	@ Calgary	W	5-2	29-13-8
10	10/31	DALLAS	W	5-2	4-3-3	51	02/07	@ Vancouver	L	3-7	29-14-8
11	11/01	@ Columbus	W	4-3 SO	5-3-3	52	02/11	@ Atlanta	W	3-1	30-14-8
12	11/03	COLORADO	W	6-2	6-3-3	53	02/13	@ St. Louis	L	0-1	30-15-8
13	11/09	CALGARY	W	6-1	7-3-3	54	02/14	DALLAS	W	6-2	31-15-8
14	11/12	BOSTON	L	1-2 SO	7-3-4	55	02/17	@ Tampa Bay	W	5-3	32-15-8
15	11/14	ST. LOUIS	L	3-4 OT	7-3-5	56	02/19	@ Florida	W	4-0	33-15-8
16	11/16	SAN JOSE	L	5-6	7-4-5	57	02/21	@ Dallas	W	3-1	34-15-8
17	11/18	@ Arizona	W	3-2 SO	8-4-5	58	02/22	MINNESOTA	L	1-2	34-16-8
18	11/20	@ Dallas	W	6-3	9-4-5	59	02/24	@ Nashville	L	3-5	34-17-8
19	11/22	@ Toronto	W	5-4 OT	10-4-5	60	02/27	PITTSBURGH	L	4-5 OT	34-17-9
20	11/26	@ San Jose	L	2-3 OT	10-4-6	61	03/01	LOS ANGELES	W	4-2	35-17-9
21	11/28	@ Anaheim	L	0-1	10-5-6	62	03/03	ANAHEIM	W	3-2 OT	36-17-9
22	11/29	@ Los Angeles	L	2-5	10-6-6	63	03/07	@ Boston	L	3-5	36-18-9
23	12/03	ANAHEIM	W	4-2	11-6-6	64	03/08	COLORADO	L	1-5	36-19-9
24	12/06	@ Detroit	L	4-5 SO	11-6-7	65	03/11	CAROLINA	W	3-0 SO	37-19-9
25	12/07	Arizona	W	7-1	12-6-7	66	03/13	COLUMBUS	L	3-5	37-20-9
26	12/10	OTTAWA	W	2-0	13-6-7	67	03/15	NY ISLANDERS	L	2-4	37-21-9
27	12/12	@ Colorado	W	4-3	14-6-7	68	03/17	@ New Jersey	L	2-3	37-22-9
28	12/14	COLUMBUS	W	3-1	15-6-7	69	03/18	@ Columbus	L	3-4 OT	37-22-10
29	12/16	@ Edmonton	W	9-2	16-6-7	70	03/20	EDMONTON	L	4-5 SO	37-22-11
30	12/19	@ Calgary	W	3-2 OT	17-6-7	71	03/22	LOS ANGELES	W	4-1	38-22-11
31	12/20	@ Vancouver	W	3-1	18-6-7	72	03/25	SAN JOSE	W	6-5 SO	39-22-11
32	12/26	PHILADELPHIA	W	5-1	19-6-7	73	03/27	NEW JERSEY	W	3-2 OT	40-22-11
33	12/28	@ Minnesota	W	4-1	20-6-7	74	03/29	VANCOUVER	L	0-4	40-23-11
34	12/30	@ Detroit	L	0-4	20-7-7	75	03/31	@ Montreal	L	1-4	40-24-11
35	01/01	DETROIT**	L	4-6	20-8-7	76	04/01	ST. LOUIS	W	1-1	41-24-11
36	01/04	CALGARY	W	5-2	21-8-7	77	04/03	NASHVILLE	W	3-1	42-24-11
37	01/06	@ Arizona	W	6-0	22-8-7	78	04/05	@ Columbus	W	1-0 OT	43-24-11
38	01/08	@ Colorado	L	1-2	22-9-7	79	04/07	@ Nashville	W	4-2	44-24-11
39	01/10	@ Nashville	L	1-4	22-10-7	80	04/08	COLUMBUS	L	3-4 SO	44-24-12
40	01/11	NASHVILLE	W	3-1	23-10-7	81	04/11	@ Detroit	W	4-2	45-24-12
41	01/14	BUFFALO	W	4-1	24-10-7	82	04/12	DETROIT	W	3-0	46-24-12

** 2009 Winter Classic game played at Wrigley Field

PLAYER	GP	G	A	PTS	PIM
HAVLAT, MARTIN	81	29	48	77	30
KANE, PATRICK	80	25	45	70	42
TOWES, JONATHAN	82	34	35	69	51
VERSTEEG, KRIS	78	22	31	53	55
CAMPBELL, BRIAN	82	7	45	52	22
LADD, ANDREW	82	15	34	49	28
BOLLAND, DAVE	81	19	28	47	52
SHARP, PATRICK	61	26	18	44	41
KEITH, DUNCAN	77	8	36	44	60
BARKER, CAM	68	6	34	40	65
BYFUGLIEN, DUSTIN	77	15	16	31	81
BROUWER, TROY	69	10	16	26	50
SEABROOK, BRENT	82	8	18	26	62
FRASER, COLIN	81	6	11	17	55
EAGER, BEN	75	11	4	15	161
WALKER, MATT	65	1	13	14	79
#WISNIEWSKI, JAMES	31	2	11	13	14
BURISH, ADAM	66	6	3	9	93
JOHNSON, AARON	38	3	5	8	33
#ADAMS, CRAIG	36	2	4	6	22
*PAHLSSON, SAMUEL	13	2	1	3	2
HJALMARSSON, NIKLAS	21	1	2	3	0
SOPEL, BRENT	23	1	1	2	8
SKILLIE, JACK	8	1	0	1	5
KHABIBULIN, NIKOLAI	42	0	2	2	8
DOWELL, JAKE	1	0	0	0	2

PLAYER	GP	G	A	PTS	PIM
PELLETIER, PASCAL	7	0	0	0	0
HUET, CRISTOBAL	41	0	0	0	2
HENDRY, JORDAN	9	0	0	0	4
BRENT, TIM	2	0	0	0	0
NIEMI, ANTTI	3	0	0	0	0

* ACQUIRED IN SEASON # TRADED IN SEASON

GOALIES	GP	W	L	OTL	MINS	GA	SO	AVG
KHABIBULIN, NIKOLAI	50	23	20	7	2,467	96	3	2.33
HUET, CRISTOBAL	32	16	12	4	2,351	99	3	2.53
NIEMI, ANTTI	3	1	1	1	141	8	0	3.40

HISTORY OF THE BLACKHAWKS

2009-10 CHICAGO BLACKHAWKS

52-22-8, 112 POINTS, 1ST CENTRAL DIVISION

GM	DATE	OPPONENT	RESULT	SCORE	RECORD	GM	DATE	OPPONENT	RESULT	SCORE	RECORD
1	10/02	FLORIDA%	L	3-4 SO	0-0-1	42	01/03	ANAHEIM	W	5-2	29-10-3
2	10/03	@ Florida%	W	4-0	1-0-1	43	01/05	MINNESOTA	W	4-1	30-10-3
3	10/08	@ Detroit	L	2-3	1-1-1	44	01/07	@ Boston	W	5-2	31-10-3
4	10/10	COLORADO	W	4-3 SO	2-1-1	45	01/09	@ Minnesota	L	5-6 SO	31-10-4
5	10/12	CALGARY	W	6-5 OT	3-1-1	46	01/10	ANAHEIM	L	1-3	31-11-4
6	10/14	EDMONTON	W	4-3	4-1-1	47	01/14	COLUMBUS	W	3-0	32-11-4
7	10/15	@ Nashville	W	3-1	5-1-1	48	01/16	@ Columbus	W	6-5	33-11-4
8	10/17	@ Dallas	L	3-4	5-2-1	49	01/17	@ Detroit	W	4-3 SO	34-11-4
9	10/21	VANCOUVER	L	2-3	5-3-1	50	01/19	@ Ottawa	L	1-4	34-12-4
10	10/24	NASHVILLE	W	2-0	6-3-1	51	01/21	@ Calgary	W	3-1	35-12-4
11	10/26	MINNESOTA	W	3-1	7-3-1	52	01/23	@ Vancouver	L	1-5	35-13-4
12	10/29	@ Nashville	L	0-2	7-4-1	53	01/26	@ Edmonton	W	4-2	36-13-4
13	10/30	MONTREAL	W	3-2	8-4-1	54	01/28	@ San Jose	W	4-3 OT	37-13-4
14	11/05	@ Arizona	L	1-3	8-5-1	55	01/30	@ Carolina	L	2-4	37-14-4
15	11/06	@ Colorado	L	3-4 SO	8-5-2	56	02/03	ST. LOUIS	L	2-3	37-15-4
16	11/09	LOS ANGELES	W	4-1	9-5-2	57	02/05	Arizona	L	1-2 SO	37-15-5
17	11/11	COLORADO	W	3-2 SO	10-5-2	58	02/06	@ St. Louis	W	2-1	38-15-5
18	11/13	TORONTO	W	3-2	11-5-2	59	02/09	DALLAS	W	4-3 SO	39-15-5
19	11/15	SAN JOSE	W	4-3 OT	12-5-2	60	02/13	ATLANTA	W	5-4 SO	40-15-5
20	11/19	@ Calgary	W	7-1	13-5-2	61	02/14	@ Columbus	W	5-4 SO	41-15-5
21	11/21	@ Edmonton	W	5-2	14-5-2	62	03/02	@ NY Islanders	L	3-5	41-16-5
22	11/22	@ Vancouver	W	1-0	15-5-2	63	03/03	EDMONTON	W	5-2	42-16-5
23	11/25	@ San Jose	W	7-2	16-5-2	64	03/05	VANCOUVER	W	6-3	43-16-5
24	11/27	@ Anaheim	L	0-3	16-6-2	65	03/07	DETROIT	L	4-5	43-17-5
25	11/28	@ Los Angeles	L	1-2 SO	16-6-3	66	03/10	LOS ANGELES	W	3-2 OT	44-17-5
26	12/01	COLUMBUS	W	4-3 SO	17-6-3	67	03/13	@ Philadelphia	L	2-3	44-18-5
27	12/04	NASHVILLE	L	1-4	17-7-3	68	03/14	WASHINGTON	L	3-4 OT	44-18-6
28	12/05	@ Pittsburgh	W	2-1 OT	18-7-3	69	03/17	@ Anaheim	L	2-4	44-19-6
29	12/09	NY RANGERS	W	2-1 OT	19-7-3	70	03/18	@ Los Angeles	W	3-0	45-19-6
30	12/11	@ Buffalo	L	1-2	19-8-3	71	03/20	@ Arizona	L	4-5 SO	45-19-7
31	12/13	TAMPA BAY	W	4-0	20-8-3	72	03/23	Arizona	W	2-0	46-19-7
32	12/16	ST. LOUIS	W	3-0	21-8-3	73	03/25	@ Columbus	L	3-8	46-20-7
33	12/18	BOSTON	W	5-4 SO	22-8-3	74	03/28	COLUMBUS	L	2-4	47-21-7
34	12/20	DETROIT	W	3-0	23-8-3	75	03/30	@ St. Louis	L	2-4	46-22-7
35	12/22	SAN JOSE	L	2-3	23-9-3	76	03/31	@ Minnesota	W	4-0	47-22-7
36	12/23	@ Detroit	W	3-0	24-9-3	77	04/02	@ New Jersey	W	2-1 SO	48-22-7
37	12/26	@ Nashville	W	4-1	25-9-3	78	04/04	CALGARY	W	4-1	49-22-7
38	12/27	NASHVILLE	W	5-4	26-9-3	79	04/06	@ Dallas	W	5-2	50-22-7
39	12/29	@ Dallas	L	4-5	26-10-3	80	04/07	ST. LOUIS	W	6-5	51-22-7
40	12/31	NEW JERSEY	W	5-1	27-10-3	81	04/09	@ Colorado	W	5-2	52-22-7
41	01/02	@ St. Louis	W	6-3	28-10-3	82	04/11	DETROIT	L	2-3 OT	52-22-8

% Game played in Helsinki, Finland, as part of the 2009 NHL Premiere.

PLAYER	GP	G	A	PTS	PIM	PLAYER	GP	G	A	PTS	PIM
KANE, PATRICK	82	30	58	88	20	HEBBETT, ANDREW	10	1	0	1	2
KEITH, DUNCAN	82	14	55	69	51	#BOYNTON, NICK	7	0	1	1	12
TOEWS, JONATHAN	76	25	43	68	47	NIEMI, ANTTI	39	0	1	1	0
SHARP, PATRICK	82	25	41	66	28	#SMOLENAK, RADEK	1	0	0	0	5
HOSSA, MARIAN	57	24	27	51	18	HUET, CRISTOBAL	48	0	0	0	4
VERSTEGG, KRIS	79	20	24	44	35	CRAWFORD, COREY	1	0	0	0	0
BROUWER, TROY	78	22	18	40	66						
LADD, ANDREW	82	17	21	38	67						
CAMPBELL, BRIAN	68	7	31	38	18						
BYFUGLIEN, DUSTIN	82	17	17	34	94						
SEABROOK, BRENT	78	4	26	39	59						
MADDEN, JOHN	79	10	13	23	12						
KOPECKY, TOMAS	74	10	11	21	28						
FRASER, COLIN	70	7	12	19	44						
HJALMARSSON, NIKLAS	77	2	15	17	20						
EAGER, BEN	60	7	9	16	120						
BOLLAND, DAVE	39	6	10	16	28						
#BARKER, CAM	51	4	10	14	58						
HENDRY, JORDAN	43	2	6	8	10						
SOPEL, BRENT	73	1	7	8	34						
RICKELL, BRYAN	16	3	1	4	5						
BURISH, ADAM	13	1	3	4	14						
#JOHNSON, KIM	8	1	2	3	4						
SKILLE, JAKE	6	1	1	2	0						
DOWELL, JAKE	3	1	1	2	5						

GOALIES	GP	W	L	OTL	MINS	GA	SO	AVG
HUET, CRISTOBAL	48	26	14	4	2,731	114	4	2.50
NIEMI, ANTTI	39	26	7	4	2,190	82	7	2.25
CRAWFORD, COREY	1	0	1	0	59	3	0	3.05

LEADERSHIP
PLAYERS
2010-19
OPPONENTS
TRADITION
RECORDS
PLAYOFFS
HISTORY
MINORS
MEDIA

HISTORY OF THE BLACKHAWKS

2010-11 CHICAGO BLACKHAWKS

44-29-9, 97 POINTS, 3RD CENTRAL DIVISION

	GM	DATE	OPPONENT	RESULT	SCORE	RECORD	GM	DATE	OPPONENT	RESULT	SCORE	RECORD
LEADERSHIP	1	10/07	@ Colorado	L	3-4 OT	0-0-1	42	01/05	DALLAS	L	2-4	21-18-3
	2	10/09	DETROIT	L	2-3	0-1-1	43	01/07	OTTAWA	W	3-2 SO	22-18-3
	3	10/11	@ Buffalo	W	4-3	1-1-1	44	01/09	NY ISLANDERS	W	5-0	23-18-3
	4	10/13	NASHVILLE	L	2-3	1-2-1	45	01/12	COLORADO	W	4-0	24-18-3
PLAYERS	5	10/15	@ Columbus	W	5-2	2-2-1	46	01/15	@ Nashville	L	2-3 SO	24-18-4
	6	10/16	BUFFALO	W	4-3	3-2-1	47	01/16	NASHVILLE	W	6-3	25-18-4
	7	10/18	ST. LOUIS	W	3-2 OT	4-2-1	48	01/22	@ Detroit	W	4-1	26-18-4
	8	10/20	VANCOUVER	W	2-1 SO	5-2-1	49	01/23	PHILADELPHIA	L	1-4	26-19-4
2010-11	9	10/22	@ St. Louis	L	2-4	5-3-1	50	01/25	MINNESOTA	L	2-4	26-20-4
	10	10/23	COLUMBUS	L	2-3	5-4-1	51	02/01	@ Columbus	W	7-4	27-20-4
	11	10/27	LOS ANGELES	W	3-1	6-4-1	52	02/04	@ Vancouver	L	3-4	27-21-4
	12	10/29	EDMONTON	L	4-7	6-5-1	53	02/07	@ Calgary	L	1-3	27-22-4
OPPONENTS	13	10/30	@ Minnesota	W	3-1	7-5-1	54	02/09	@ Edmonton	W	4-1	28-22-4
	14	11/01	@ NY Rangers	L	2-3	7-6-1	55	02/11	@ Dallas	L	3-4 SO	28-22-5
	15	11/03	NEW JERSEY	L	3-5	7-7-1	56	02/12	@ Arizona	L	2-3 SO	28-22-6
	16	11/06	@ Atlanta	W	5-4 SO	8-7-1	57	02/16	MINNESOTA	W	3-1	29-22-6
TRADITION	17	11/07	EDMONTON	L	1-2	8-8-1	58	02/18	COLUMBUS	L	3-4	29-23-6
	18	11/10	Arizona	L	1-2	8-9-1	59	02/20	PITTSBURGH	W	3-2 SO	30-23-6
	19	11/13	@ Nashville	L	3-4 SO	8-9-2	60	02/21	@ St. Louis	W	5-3	31-23-6
	20	11/14	ANAHEIM	W	3-2 OT	9-9-2	61	02/24	@ Nashville	W	3-0	32-23-6
RECORDS	21	11/17	@ Edmonton	W	5-0	10-9-2	62	02/27	Arizona	W	4-3 SO	33-23-6
	22	11/19	@ Calgary	L	2-7	10-10-2	63	02/28	@ Minnesota	W	4-2	34-23-6
	23	11/20	@ Vancouver	W	7-1	11-10-2	64	03/02	CALGARY	W	6-4	35-23-6
	24	11/24	@ San Jose	L	2-5	11-11-2	65	03/04	CAROLINA	W	5-2	36-23-6
PLAYOFFS	25	11/26	@ Anaheim	W	4-1	12-11-2	66	03/05	@ Toronto	W	5-3	37-23-6
	26	11/27	@ Los Angeles	W	2-1	13-11-2	67	03/08	@ Florida	L	2-3	37-24-6
	27	11/30	ST. LOUIS	W	7-5	14-11-2	68	03/09	@ Tampa Bay	L	3-4 SO	37-24-7
	28	12/03	VANCOUVER	L	0-3	14-12-2	69	03/13	@ Washington	L	3-4 OT	37-24-8
HISTORY	29	12/05	CALGARY	W	4-2	15-12-2	70	03/14	SAN JOSE	W	6-3	38-24-8
	30	12/08	DALLAS	W	5-3	16-12-2	71	03/17	@ Dallas	L	0-5	38-25-8
	31	12/11	@ San Jose	L	1-2 OT	16-12-3	72	03/20	@ Arizona	W	2-1	39-25-8
	32	12/13	@ Colorado	L	5-7	16-13-3	73	03/23	FLORIDA	W	4-0	40-25-8
MINORS	33	12/15	COLORADO	L	3-4	16-14-3	74	03/26	ANAHEIM	L	1-2	40-26-8
	34	12/17	DETROIT	W	4-1	17-14-3	75	03/28	@ Detroit	W	3-2 OT	41-26-8
	35	12/19	LOS ANGELES	W	3-2	18-14-3	76	03/29	@ Boston	L	0-3	41-27-8
	36	12/22	NASHVILLE	W	4-1	19-14-3	77	04/01	@ Columbus	W	4-3 SO	42-27-8
MEDIA	37	12/26	COLUMBUS	W	4-1	20-14-3	78	04/03	TAMPA BAY	L	0-2	42-28-8
	38	12/28	@ St. Louis	L	1-3	20-15-3	79	04/05	@ Montreal	L	1-2 OT	42-28-9
	39	12/30	SAN JOSE	L	3-5	20-16-3	80	04/06	ST. LOUIS	W	4-3 OT	43-28-9
	40	01/02	@ Anaheim	L	1-2	20-17-3	81	04/08	@ Detroit	W	4-2	44-28-9
	41	01/05	@ Los Angeles	W	4-3	21-17-3	82	04/10	DETROIT	L	3-4	44-29-9

PLAYER	GP	G	A	PTS	PIM	PLAYER	GP	G	A	PTS	PIM
TOEWS, JONATHAN	80	32	44	76	26	SMITH, BEN	6	1	0	1	0
KANE, PATRICK	73	27	46	73	28	TAFFE, JEFF	1	0	0	0	0
SHARP, PATRICK	74	34	37	71	38	# POTULNEY, RYAN	3	0	0	0	0
HOSSA, MARIAN	65	25	32	57	32	BROPHY, EVAN	1	0	0	0	0
SEABROOK, BRENT	82	9	39	48	47	# KLUNKHAMMER, ROB	1	0	0	0	0
KEITH, DUNCAN	82	7	38	45	22	PIRRI, BRANDON	1	0	0	0	0
KOPECKY, TOMAS	81	15	27	42	60	KRUGER, MARCUS	7	0	0	0	4
BOLLAND, DAVE	61	15	22	37	34	* ACQUIRED IN SEASON	# TRADED IN SEASON				
BICKELL, BRYAN	78	17	20	37	40						
BROUWER, TROY	79	17	19	36	38						
CAMPBELL, BRIAN	65	5	22	27	6						
STALBERG, VIKTOR	77	12	12	24	43						
DOWELL, JAKE	79	6	15	21	63						
# SKILLE, JACK	49	7	10	17	25						
PISANI, FERNANDO	60	7	9	16	10						
HJALMARSSON, NIKLAS	80	3	7	10	39						
*FROLIK, MICHAEL	28	3	6	9	14						
CULLUMORE, JASSEN	36	0	8	8	8						
BOYNTON, NICK	41	1	7	8	36						
*CAMPOLLI, CHRIS	19	1	6	7	2						
LEDY, NICK	46	4	3	7	4						
JOHNSON, RYAN	34	1	5	6	8						
MORIN, JEREMY	9	2	1	3	9						
HENDRY, JORDAN	37	1	0	1	4						
SCOTT, JOHN	40	0	1	1	72						

GOALIES	GP	W	L	OTL	MINS	GA	SO	AVG
CRAWFORD, COREY	57	33	18	10	3,337	128	4	2.30
TURCO, MARTY	29	11	11	4	1,631	82	1	3.02

HISTORY OF THE BLACKHAWKS

2011-12 CHICAGO BLACKHAWKS

45-26-11, 101 POINTS, 4TH CENTRAL DIVISION

GM	DATE	OPPONENT	RESULT	SCORE	RECORD	GM	DATE	OPPONENT	RESULT	SCORE	RECORD
1	10/07	@ Dallas	L	2-1	0-1-0	42	01/08	DETROIT	L (OT)	3-2	24-15-5
2	10/08	DALLAS	W	5-2	1-1-0	43	01/09	COLUMBUS	W	5-2	25-15-5
3	10/13	WINNIPEG	W	4-3	2-1-0	44	01/12	MINNESOTA	W	5-2	26-15-5
4	10/15	BOSTON	L (SO)	3-2	2-1-1	45	01/14	@ Detroit	L (OT)	3-2	26-16-6
5	10/18	@ Arizona	W	5-2	3-1-1	46	01/15	SAN JOSE	W	4-3	27-16-6
6	10/20	@ Colorado	W	3-1	4-1-1	47	01/18	BUFFALO	W	6-2	28-16-6
7	10/22	COLORADO	L (SO)	5-4	4-1-2	48	01/20	FLORIDA	W	3-1	29-16-6
8	10/25	ANAHEIM	W (SO)	3-2	5-1-2	49	01/21	@ Nashville	L	5-2	29-14-6
9	10/28	@ Carolina	L	3-0	5-2-2	50	01/24	NASHVILLE	L	3-1	29-15-6
10	10/29	COLUMBUS	W	5-2	6-2-2	51	01/31	@ Vancouver	L (OT)	3-2	29-15-7
11	10/31	NASHVILLE	W (OT)	5-4	7-2-2	52	02/02	@ Edmonton	L	8-4	29-16-7
12	11/03	@ Florida	W (SO)	3-2	8-2-2	53	02/03	@ Calgary	L	3-1	29-17-7
13	11/04	@ Tampa Bay	L (OT)	5-4	8-2-3	54	02/07	@ Colorado	L	5-2	29-18-7
14	11/06	VANCOUVER	L	6-2	8-3-3	55	02/10	@ San Jose	L	5-3	29-19-7
15	11/08	@ St. Louis	L	3-0	8-4-3	56	02/11	@ Arizona	L	3-0	29-20-7
16	11/10	@ Columbus	W	6-3	9-4-3	57	02/14	@ Nashville	L	3-2	29-21-7
17	11/11	CALGARY	W	4-1	10-4-3	58	02/16	@ NY Rangers	W	4-2	30-21-7
18	11/13	EDMONTON	W	6-3	11-4-3	59	02/18	@ Columbus	W	6-1	31-21-7
19	11/16	@ Vancouver	W	5-1	12-4-3	60	02/19	ST. LOUIS	W	3-1	32-21-7
20	11/18	@ Calgary	L	5-2	12-5-3	61	02/21	DETROIT	W	2-1	33-21-7
21	11/19	@ Edmonton	L	9-2	12-6-3	62	02/23	DALLAS	L	3-1	33-22-7
22	11/23	@ San Jose	L	1-0	12-7-3	63	02/25	@ Los Angeles	L	4-0	33-23-7
23	11/25	@ Anaheim	W	6-5	13-7-3	64	02/26	@ Anaheim	L	3-1	33-24-7
24	11/26	@ Los Angeles	W	2-1	14-7-3	65	02/29	TORONTO	W	5-4	34-24-7
25	11/29	Arizona	L	4-1	14-8-3	66	03/02	@ Ottawa	W	2-1	35-24-7
26	12/02	NY ISLANDERS	W (SO)	5-4	15-8-3	67	03/04	@ Detroit	W	2-1	36-24-7
27	12/03	@ St. Louis	W	5-2	16-8-3	68	03/06	@ St. Louis	L	5-1	36-25-7
28	12/05	Arizona	L (SO)	4-3	16-8-4	69	03/09	NY RANGERS	W	4-3	37-25-7
29	12/08	@ NY Islanders	W (OT)	3-2	17-8-4	70	03/11	LOS ANGELES	L (SO)	3-2	37-26-7
30	12/11	SAN JOSE	W (OT)	3-2	18-8-4	71	03/13	ST. LOUIS	W (SO)	4-3	38-26-7
31	12/14	@ Minnesota	W (SO)	4-3	19-8-4	72	03/16	@ Dallas	W	4-1	39-26-7
32	12/16	ANAHEIM	W	4-1	20-8-4	73	03/18	WASHINGTON	W	5-2	40-26-7
33	12/18	CALGARY	W	4-2	21-8-4	74	03/20	@ Columbus	W	5-1	41-26-7
34	12/20	@ Pittsburgh	L	3-2	21-9-4	75	03/21	VANCOUVER	W (OT)	2-1	42-26-7
35	12/21	MONTREAL	W	5-1	22-9-4	76	03/25	NASHVILLE	L	6-1	42-26-8
36	12/26	COLUMBUS	W	4-1	23-9-4	77	03/27	@ New Jersey	L (SO)	2-1	42-26-9
37	12/28	LOS ANGELES	L	2-0	23-10-4	78	03/29	ST. LOUIS	W (SO)	4-3	43-26-9
38	12/30	DETROIT	W	3-2	24-10-4	79	03/31	@ Nashville	W	5-4	44-26-9
39	01/02	EDMONTON	L	4-3	24-11-4	80	04/01	MINNESOTA	L (SO)	5-4	44-26-10
40	01/05	@ Philadelphia	L	5-4	24-12-4	81	04/05	@ Minnesota	L (SO)	2-1	44-26-11
41	01/06	COLORADO	L	4-0	24-13-4	82	04/07	@ Detroit	W (SO)	3-2	45-26-11

PLAYER	GP	G	A	PTS	PIM	PLAYER	GP	G	A	PTS	PIM
HOSSA, MARIAN	81	29	48	77	20	OLSEN, DYLAN	28	0	1	1	6
SHARP, PATRICK	74	33	36	69	38	EMERY, RAY	34	0	1	1	2
KANE, PATRICK	82	23	43	66	40	*MORRISON, BRENDAN	11	0	0	0	6
TOEVS, JONATHAN	59	29	28	57	28	OLESZ, ROSTISLAV	6	0	0	0	6
STALBERG, VIKTOR	79	22	21	43	34	MORIN, JEREMY	3	0	0	0	0
KEITH, DUNCAN	74	4	36	40	42	BOLLIG, BRANDON	18	0	0	0	58
BOLLAND, DAVE	76	19	18	37	47	SAAD, BRANDON	2	0	0	0	0
LEDDY, NICK	82	3	34	37	10	CRAWFORD, COREY	57	0	0	0	0
SEABROOK, BRENT	78	9	25	34	22						
BRUNETTE, ANDREW	78	12	15	27	4						
KRUGER, MARCUS	71	9	17	26	22						
BICKELL, BRYAN	71	9	15	24	48						
SHAW, ANDREW	37	12	11	23	50						
MAYERS, JAMAL	81	6	9	15	91						
HJALMARSSON, NIKLAS	69	1	14	15	14						
FROLIK, MICHAEL	63	5	10	15	22						
MONTADOR, STEVE	52	5	9	14	45						
CARCILLO, DANIEL	28	2	9	11	82						
HAYES, JIMMY	31	5	4	9	16						
O'DONNELL, SEAN	51	0	7	7	23						
*ODUYA, JOHNNY	18	1	4	5	0						
LEPISTO, SAMI	26	1	2	3	4						
SMITH, BEN	13	2	0	2	0						
PIRRI, BRANDON	5	0	2	2	0						
*SCOTT, JOHN	29	0	1	1	48						

* ACQUIRED IN SEASON # TRADED IN SEASON

GOALIES	GP	W	L	OTL	MINS	GA	SO	AVG
CRAWFORD, COREY	57	30	17	7	3,218	146	0	2.72
EMERY, RAY	34	15	9	4	1,714	834	0	2.81

LEADERSHIP
PLAYERS
2010-19
OPPONENTS
TRADITION
RECORDS
PLAYOFFS
HISTORY
MINORS
MEDIA

36-7-5, 77 POINTS, 1ST CENTRAL DIVISION

GM	DATE	OPPONENT	RESULT	SCORE	RECORD	GM	DATE	OPPONENT	RESULT	SCORE	RECORD
1	01/19	@ Los Angeles	W	5-2	1-0-0	42	04/15	DALLAS	W	5-2	33-5-4
2	01/20	@ Arizona	W	6-4	2-0-0	43	04/19	@ Nashville	W	5-4 OT	34-5-4
3	01/22	ST. LOUIS	W	3-2	3-0-0	44	04/20	@ Arizona	L	2-3 SO	34-5-5
4	01/24	@ Dallas	W	3-2 OT	4-0-0	45	04/22	@ Vancouver	L	1-3	34-6-5
5	01/26	@ Columbus	W	3-2	5-0-0	46	04/24	@ Edmonton	W	4-1	35-6-5
6	01/27	DETROIT	W	2-1 OT	6-0-0	47	04/26	CALGARY	W	3-1	36-6-5
7	01/30	@ Minnesota	L	2-3 SO	6-0-1	48	04/27	@ St. Louis	L	1-3	36-7-5
8	02/01	@ Vancouver	L	1-2 SO	6-0-2						
9	02/02	@ Calgary	W	3-2 SO	7-0-2						
10	02/05	@ San Jose	W	5-3	8-0-2						
11	02/07	@ Arizona	W	6-2	9-0-2						
12	02/10	@ Nashville	W	3-0	10-0-2						
13	02/12	ANAHEIM	L	2-3 SO	10-0-3						
14	02/15	SAN JOSE	W	4-1	11-0-3						
15	02/17	LOS ANGELES	W	3-2	12-0-3						
16	02/19	VANCOUVER	W	4-3 SO	13-0-3						
17	02/22	SAN JOSE	W	2-1	14-0-3						
18	02/24	COLUMBUS	W	1-0	15-0-3						
19	02/25	EDMONTON	W	3-2 OT	16-0-3						
20	02/28	@ St. Louis	W	3-0	17-0-3						
21	03/01	COLUMBUS	W	4-3 OT	18-0-3						
22	03/03	@ Detroit	W	2-1 SO	19-0-3						
23	03/05	MINNESOTA	W	5-3	20-0-3						
24	03/06	COLORADO	W	3-2	21-0-3						
25	03/08	@ Colorado	L	2-6	21-1-3						
26	03/10	EDMONTON	L	5-6	21-2-3						
27	03/14	@ Columbus	W	2-1 SO	22-2-3						
28	03/16	@ Dallas	W	8-1	23-2-3						
29	03/18	@ Colorado	W	5-2	24-2-3						
30	03/20	@ Anaheim	L	2-4	24-3-3						
31	03/25	LOS ANGELES	L	4-5	24-4-3						
32	03/26	CALGARY	W	2-0	25-4-3						
33	03/29	ANAHEIM	L	1-2	25-5-3						
34	03/31	@ Detroit	W	7-1	26-5-3						
35	04/01	NASHVILLE	W	3-2 SO	27-5-3						
36	04/04	ST. LOUIS	L	3-4 SO	27-5-4						
37	04/06	@ Nashville	W	1-0	28-5-4						
38	04/07	NASHVILLE	W	5-3	29-5-4						
39	04/09	@ Minnesota	W	1-0	30-5-4						
40	04/12	DETROIT	W	3-2 SO	31-5-4						
41	04/14	@ St. Louis	W	2-0	32-5-4						

PLAYER	GP	G	A	PTS	PIM	PLAYER	GP	G	A	PTS	PIM			
PATRICK KANE	47	23	32	55	8	DREW LEEBANK	2	0	0	0	0			
JONATHAN TOEWS	47	23	25	48	27	SHAWN LALONDE	1	0	0	0	0			
MARIAN HOSHA	40	17	14	31	16	BRANDON PIRRI	1	0	0	0	0			
BRANDON SAAD	46	10	17	27	12	RYAN STANTON	1	0	0	0	2			
DUNCAN KEITH	47	3	24	27	31	* ACQUIRED IN SEASON								
BRYAN BICKELL	48	9	14	23	25									
VIKTOR STALBERG	47	9	14	23	25									
BRENT SEABROOK	47	8	12	20	23									
PATRICK SHARP	28	6	14	20	14									
NICK LEDDY	48	6	12	18	10									
ANDREW SHAW	48	9	6	15	38									
DAVE BOLLAND	35	7	7	14	22									
MARCUS KRUGER	47	4	9	13	24									
JOHNNY ODUYA	48	3	9	12	10									
MICHAEL ROZSIVAL	27	0	12	12	14									
MICHAEL FROLIK	45	3	7	10	8									
NIKLAS HJALMARSSON	46	2	8	10	22									
MICHAEL HANDZUS *	11	1	5	6	4									
JIMMY HAYES	10	1	3	4	0									
DANIEL CARCILLO	23	2	1	3	11									
JEREMY MORIN	3	1	1	2	0									
JAMAL MAYERS	19	0	2	2	16	GOALIES	GP	W	L	OTL	MINS	GA	SO	AVG
SHELDON BROOKBANK	26	1	0	1	21	CRAWFORD, COREY	30	19	5	5	1,761	57	3	1.94
BEN SMITH	1	1	0	1	0	EMERY, CAR	21	17	1	0	1,116	36	3	1.94
BRANDON BOLLIG	25	0	0	0	51	HUTTON, RAY	1	0	1	0	59	3	0	3.05

HISTORY OF THE BLACKHAWKS

2013-14 CHICAGO BLACKHAWKS

46-21-15, 107 POINTS, 3RD CENTRAL DIVISION

GM	DATE	OPPONENT	RESULT	SCORE	RECORD	GM	DATE	OPPONENT	RESULT	SCORE	RECORD
1	10/01	WASHINGTON	W	6-4	1-0-0	42	12/30	LOS ANGELES	W	1-0	28-7-7
2	10/05	TAMPA BAY	L (SO)	3-2	1-1-1	43	01/02	@ NY Islanders	L (OT)	3-2	28-7-8
3	10/09	@ St. Louis	L	3-2	1-1-1	44	01/03	@ New Jersey	W	5-3	29-7-8
4	10/11	NY ISLANDERS	W	3-2	2-1-1	45	01/05	SAN JOSE	L (SO)	3-2	29-7-9
5	10/12	BUFFALO	W	2-1	3-1-1	46	01/08	NY RANGERS	L	3-2	29-8-9
6	10/15	@ Carolina	W (SO)	3-2	4-1-1	47	01/11	@ Montreal	L (OT)	2-1	29-8-10
7	10/17	ST. LOUIS	L (SO)	3-2	4-1-2	48	01/12	EDMONTON	W	5-3	30-8-10
8	10/19	TORONTO	W	3-1	5-1-2	49	01/14	COLORADO	L (OT)	3-2	30-8-11
9	10/22	@ Florida	W (SO)	3-2	6-1-2	50	01/17	ANAHEIM	W	4-2	31-8-11
10	10/24	@ Tampa Bay	L (OT)	6-5	6-1-3	51	01/19	BOSTON	W (SO)	3-2	32-8-11
11	10/26	MINNESOTA	L	5-3	6-2-3	52	01/22	@ Detroit	L (SO)	5-4	32-8-12
12	10/28	@ Minnesota	W	5-1	7-2-3	53	01/23	@ Minnesota	L	2-1	32-9-12
13	10/29	OTTAWA	W	6-5	8-2-3	54	01/26	WINNIPEG	L	3-1	32-10-12
14	11/02	@ Winnipeg	W	5-1	9-2-3	55	01/28	@ Calgary	L (OT)	5-4	32-10-13
15	11/03	CALGARY	L (OT)	3-2	9-2-4	56	01/29	@ Vancouver	W	5-2	33-10-13
16	11/06	WINNIPEG	W	4-1	10-2-4	57	02/01	@ San Jose	L (SO)	2-1	33-10-14
17	11/09	@ Dallas	W	5-2	11-2-4	58	02/03	@ Los Angeles	W	5-3	34-10-14
18	11/10	EDMONTON	W	5-4	12-2-4	59	02/05	@ Anaheim	W	2-0	35-10-14
19	11/14	ARIZONA	W (SO)	5-4	13-2-4	60	02/07	@ Arizona	L	2-0	35-11-14
20	11/16	@ Nashville	L	7-2	13-3-4	61	02/27	@ NY Rangers	L	2-1	35-12-14
21	11/17	SAN JOSE	W	5-1	14-3-4	62	03/01	PITTSBURGH*	W	5-1	36-12-14
22	11/19	@ Colorado	L	5-1	14-4-4	63	03/04	COLORADO	L	4-2	36-13-14
23	11/21	@ Winnipeg	W	6-3	15-4-4	64	03/06	COLUMBUS	W	6-1	37-13-14
24	11/23	@ Vancouver	W	2-1	16-4-4	65	03/09	@ Buffalo	W	2-1	38-13-14
25	11/25	@ Edmonton	W	5-1	17-4-4	66	03/12	@ Colorado	L	3-2	38-14-14
26	11/27	@ Calgary	W	3-2	18-4-4	67	03/14	NASHVILLE	L	3-2	38-15-14
27	11/29	@ Dallas	W (SO)	2-1	19-4-4	68	03/16	DETROIT	W	4-1	39-15-14
28	11/30	@ Arizona	W	5-2	20-4-4	69	03/18	@ Philadelphia	L (OT)	3-2	39-15-15
29	12/03	Dallas	L	4-3	20-5-4	70	03/19	ST. LOUIS	W	4-0	40-15-15
30	12/05	@ Minnesota	L	4-3	20-6-4	71	03/21	CAROLINA	W	3-2	41-15-15
31	12/06	ANAHEIM	L (SO)	3-2	20-6-5	72	03/23	NASHVILLE	L	2-0	41-16-15
32	12/08	FLORIDA	W	6-2	21-6-5	73	03/25	DALLAS	W	4-2	42-16-15
33	12/10	@ Dallas	W	6-2	22-6-5	74	03/27	@ Boston	L	3-0	42-17-15
34	12/11	PHILADELPHIA	W	7-2	23-6-5	75	03/28	@ Ottawa	L	5-3	42-18-15
35	12/14	@ Toronto	L	7-3	23-7-5	76	03/30	@ Pittsburgh	L	4-1	42-19-15
36	12/15	LOS ANGELES	W	3-1	24-7-5	77	04/03	MINNESOTA	W (SO)	3-2	43-19-15
37	12/17	@ Nashville	W	3-1	25-7-5	78	04/04	@ Columbus	W	4-3	44-19-15
38	12/20	NEW YORK	L (SO)	3-2	25-7-6	79	04/06	ST. LOUIS	W	4-2	45-19-15
39	12/23	VAN. JERSEY	W	5-2	26-7-6	80	04/09	MONTREAL	W (OT)	3-2	46-19-15
40	12/27	COLORADO	W	7-2	27-7-6	81	04/11	@ Washington	L	4-0	46-20-15
41	12/28	@ St. Louis	L (SO)	6-5	27-7-7	82	04/12	@ Nashville	L	7-5	46-21-15

* 2014 Stadium Series game played at Soldier Field

PLAYER	GP	G	A	PTS	PIM	PLAYER	GP	G	A	PTS	PIM
PATRICK SHARP	82	34	44	78	40	COREY CRAWFORD	59	0	1	1	0
PATRICK KANE	69	29	40	69	22	ANTTI RAANTA	25	0	1	1	0
JONATHAN TOEWS	76	28	40	68	34	BRAD MILLS	3	0	0	0	0
DUNCAN KEITH	79	6	55	61	28	# JIMMY HAYES	2	0	0	0	0
MARIAN Hossa	72	30	30	60	20	* DAVID RUNDLAD	5	0	0	0	0
BRANDON SAAD	78	19	28	47	20	TEIVIO TERAVAINEN	13	3	0	0	0
BRENT SEABROOK	82	7	34	41	22	NIKOLAI KHABIBULIN	4	0	0	0	0
ANDREW SHAW	80	20	19	39	76	KENT SIMPSON	1	0	0	0	0
NICK LEDDY	82	7	24	31	10						
* KRIS VERSTEEG	65	10	19	29	27						
MARCUS KRUEGER	81	8	20	28	36						
NIKLAS HJALMARSSON	81	4	22	26	34						
BEN SMITH	75	14	12	26	2						
MICHAL HANDZUS	59	4	12	16	16						
JOHNNY ODUYA	77	3	13	16	38						
BRYAN BICKELL	59	11	4	15	28						
BRANDON BOLLIG	82	7	7	14	92						
# BRANDON PIRRI	28	6	5	11	6						
JEREMY MORIN	24	5	6	11	32						
MICHAL ROZSIVAL	42	1	7	8	32						
SHELDON BROOKBANK	48	2	5	7	52						
* PETER REGIN	17	2	2	4	2						
# MICHAEL KOSTKA	9	2	1	3	8						
JOAKIM NORDSTROM	16	1	2	3	2						
* MATT CAREY	2	1	0	1	2						

GOALIES	GP	W	L	OTL	MINS	GA	SO	AVG
CRAWFORD, COREY	59	32	16	10	1,533	128	2	2.26
RAANTA, ANTTI	25	13	5	4	610	63	1	2.71
KHABIBULIN, NIKOLAI	4	1	0	1	74	14	0	5.00
SIMPSON, KENT	1	0	0	0	20	2	0	6.00

* ACQUIRED IN SEASON # TRADED IN SEASON

LEADERSHIP
PLAYERS
2010-19
OPPONENTS
TRADITION
RECORDS
PLAYOFFS
HISTORY
MINORS
MEDIA

HISTORY OF THE BLACKHAWKS

2014-15 CHICAGO BLACKHAWKS

48-28-6, 102 POINTS, 3RD CENTRAL DIVISION

	GM	DATE	OPPONENT	RESULT	SCORE	RECORD	GM	DATE	OPPONENT	RESULT	SCORE	RECORD
LEADERSHIP	1	10/09	@ Dallas	W	3-2 (SO)	1-0-0	42	01/09	@ Edmonton	L	5-2	27-12-2
	2	10/11	BUFFALO	W	6-2	2-0-0	43	01/11	MINNESOTA	W	4-1	28-13-2
	3	10/15	CALGARY	L	2-1 (OT)	2-0-1	44	01/16	WINNIPEG	L	4-2	28-14-2
	4	10/18	NASHVILLE	W	2-1 (OT)	3-0-1	45	01/18	DALLAS	L	6-3	28-15-2
PLAYERS	5	10/21	PHILADELPHIA	W	4-0	4-0-1	46	01/20	ARIZONA	W	6-1	29-15-2
	6	10/23	@ Nashville	L	3-2	4-1-1	47	01/21	@ Pittsburgh	W	3-2 (SO)	30-15-2
	7	10/25	@ St. Louis	L	3-2	4-2-1	48	01/28	@ Los Angeles	L	4-3	30-16-2
	8	10/26	OTTAWA	W	2-1	5-2-1	49	01/30	@ Anaheim	W	4-1	31-16-2
2014-15	9	10/28	ANAHEIM	L	1-0	5-3-1	50	01/31	@ San Jose	L	2-0	31-17-2
	10	10/30	@ Ottawa	W	5-4 (SO)	6-3-1	51	02/03	@ Minnesota	L	3-0	31-18-2
	11	11/01	@ Toronto	L	3-2	6-4-1	52	02/06	@ Winnipeg	W	2-1 (OT)	32-18-2
	12	11/02	WINNIPEG	L	1-0	6-5-1	53	02/08	@ St. Louis	W	4-2	33-18-2
OPPONENTS	13	11/04	@ Montreal	W	5-0	7-5-1	54	02/09	ARIZONA	L	3-2 (SO)	33-19-3
	14	11/07	WASHINGTON	L	3-2	7-6-1	55	02/11	VANCOUVER	L	5-4 (OT)	33-18-4
	15	11/09	SAN JOSE	W	5-2	8-6-1	56	02/13	NEW JERSEY	W	3-1	34-18-4
	16	11/11	TAMPA BAY	W	3-2 (SO)	9-6-1	57	02/15	PITTSBURGH	W	2-1 (SO)	35-18-4
TRADITION	17	11/14	@ Detroit	L	4-1	9-7-1	58	02/18	DETROIT	L	3-2 (SO)	35-18-5
	18	11/16	DALLAS	W	6-2	10-7-1	59	02/20	COLORADO	L	4-1	35-19-5
	19	11/20	@ Calgary	W	4-3	11-7-1	60	02/22	BOSTON	L	6-2	35-20-5
	20	11/22	@ Edmonton	W	7-1	12-7-1	61	02/24	FLORIDA	W	3-2 (SO)	36-20-5
RECORDS	21	11/23	@ Vancouver	L	4-1	12-8-1	62	02/26	@ Florida	W	3-0	37-20-5
	22	11/26	@ Colorado	W	3-2	13-8-1	63	02/27	@ Tampa Bay	L	4-0	37-21-5
	23	11/28	@ Anaheim	W	4-1	14-8-1	64	03/02	CAROLINA	W	5-2	38-21-5
	24	11/29	@ Los Angeles	W	4-1	15-8-1	65	03/06	EDMONTON	W	2-1 (SO)	39-21-5
PLAYOFFS	25	12/03	ST. LOUIS	W	4-1	16-8-1	66	03/08	NY RANGERS	L	1-0 (OT)	39-21-6
	26	12/05	MONTREAL	W	4-3	17-8-1	67	03/12	@ Arizona	W	2-1	40-21-6
	27	12/06	@ Nashville	W	3-1	18-8-1	68	03/14	@ San Jose	W	6-2	41-21-6
	28	12/09	@ New Jersey	W	3-2 (SO)	19-8-1	69	03/17	NY ISLANDERS	W	4-1	42-21-6
HISTORY	29	12/11	@ Boston	W	3-2	20-8-1	70	03/18	@ NY Rangers	W	1-0	43-21-6
	30	12/13	@ NY Islanders	L	3-2	20-9-1	71	03/21	@ Dallas	L	4-0	43-22-6
	31	12/14	CALGARY	W	2-1	21-9-1	72	03/23	@ Carolina	W	3-1	44-22-6
	32	12/16	MINNESOTA	W	5-3	22-9-1	73	03/25	@ Philadelphia	L	4-1	44-23-6
MINORS	33	12/20	@ Columbus	L	3-2 (SO)	22-9-2	74	03/27	COLUMBUS	L	5-2	44-24-6
	34	12/21	TORONTO	W	4-0	23-9-2	75	03/29	@ Winnipeg	W	4-3	45-24-6
	35	12/23	WINNIPEG	L	5-1	23-10-2	76	03/30	Los Angeles	W	4-1	46-24-6
	36	12/27	@ Colorado	W	5-2	24-10-2	77	04/02	VANCOUVER	W	3-1	47-24-6
MEDIA	37	12/29	NASHVILLE	W	5-4 (SO)	25-10-2	78	04/03	@ Buffalo	W	4-3	48-24-6
	38	01/01	@ Washington*	L	3-2	25-11-2	79	04/05	ST. LOUIS	L	2-1	48-25-6
	39	01/04	DALLAS	W	5-4 (OT)	26-11-2	80	04/07	MINNESOTA	L	2-1	48-26-6
	40	01/06	COLORADO	L	2-0	26-12-2	81	04/09	@ St. Louis	L	2-1	48-27-6
	41	01/08	@ Minnesota	W	4-2	27-12-2	82	04/11	@ Colorado	L	3-2	48-28-6

* 2015 Winter Classic, played at Nationals Park in Washington, D.C.

PLAYER	GP	G	A	PTS	PIM	PLAYER	GP	G	A	PTS	PIM			
JONATHAN TOEWS	81	28	38	66	36	MICHAEL PALIOTTA	1	0	1	1	0			
PATRICK KANE	61	27	37	64	10	KLAS DAHLBECK#	4	1	0	1	2			
MARIAN HOSSA	82	22	39	61	32	TREVOR VAN RIEMSDYK	18	0	1	1	2			
BRANDON SAAD	82	23	29	52	12	KIMMO TIMONEN*	16	0	0	0	2			
DUNCAN KEITH	80	10	35	45	20	KYLE CLUMSKIEY	7	0	0	0	0			
PATRICK SHARP	68	16	27	43	33	TIM ERIKSON#	8	0	0	0	4			
BRAD RICHARDS	76	12	25	37	12	JEREMY MORIN*	15	0	0	0	15			
KRIS VERSTEEG*	61	14	20	34	35	PHILIP DANALUT	2	0	0	0	0			
BRENT SEABROOK	82	8	23	31	27	RYAN HARTMAN	5	0	0	0	2			
BRYAN BICKELL	80	14	14	28	38	KYLE BALIN	3	0	0	0	0			
ANDREW SHAW	79	15	11	26	67	* ACQUIRED IN SEASON # TRADED IN SEASON								
NIKLAS HJALMARSSON	82	3	16	19	44									
MARCUS KRUGER	81	7	10	17	32									
DAVID RUNDBLAD	49	3	11	14	12									
MICHAEL ROZISVAL	65	1	12	13	22									
JOHNNY ODUYA	76	2	8	10	26									
BEN SMITH#	61	5	4	9	2									
TEIVU TERAVAINEN	34	4	5	9	2									
DANIEL CARILLO	39	4	4	8	54									
ANTOINETTE VERMETTE*	19	0	3	3	6									
JOAKIM NORDBLOM	38	0	3	3	4									
ANDREW DESJARDINS*	13	0	2	2	7									
ADAM CLENDENING#	4	1	1	2	2									
PETER REGIN	4	0	1	1	0									
						GOALIES	GP	W	L	OTL	MINS	GA	SO	SV%
						CRAWFORD, COREY	57	32	20	5	3,333	126	2	.924
						DARLING, SCOTT	14	9	4	0	833	27	1	.936
						RAANTIA, ANTTI	14	7	4	1	792	25	2	.936

HISTORY OF THE BLACKHAWKS

2015-16 CHICAGO BLACKHAWKS

47-26-9, 103 POINTS, 3RD CENTRAL DIVISION

GM	DATE	OPPONENT	RESULT	SCORE	RECORD	GM	DATE	OPPONENT	RESULT	SCORE	RECORD
1	10/07	NY RANGERS	L	3-2	0-1-0	42	01/06	PITTSBURGH	W	3-1	25-15-4
2	10/09	@ NY Islanders	W (OT)	3-2	1-1-0	43	01/08	BUFFALO	W	3-1	26-15-4
3	10/10	NY ISLANDERS	W	4-1	2-1-0	44	01/10	COLORADO	W	6-3	27-15-4
4	10/14	@ Philadelphia	L	3-0	2-2-0	45	01/12	NASHVILLE	W	3-2	28-15-4
5	10/15	@ Washington	L	4-1	2-3-0	46	01/14	@ Montreal	W	2-1	29-15-4
6	10/17	COLUMBUS	W	4-1	3-3-0	47	01/15	@ Toronto	W	4-1	30-15-4
7	10/22	FLORIDA	W	3-2	4-3-0	48	01/17	MONTREAL	W	5-2	31-15-4
8	10/24	TAMPA BAY	W (OT)	1-0	5-3-0	49	01/19	@ Nashville	W	4-1	32-15-4
9	10/26	ANAHEIM	W (OT)	1-0	6-3-0	50	01/21	@ Tampa Bay	L	2-1	32-14-4
10	10/29	@ Winnipeg	L	3-1	6-4-0	51	01/22	@ Florida	L	4-0	32-15-4
11	10/30	@ Minnesota	L	5-4	6-5-0	52	01/24	ST. LOUIS	W	2-0	33-15-4
12	11/02	LOS ANGELES	W	4-2	7-5-0	53	01/26	@ Carolina	L	5-0	33-16-4
13	11/04	ST. LOUIS	L (OT)	6-5	7-5-1	54	02/02	@ Colorado	W	2-1	34-16-4
14	11/06	@ New Jersey	L	4-2	7-6-1	55	02/04	@ Arizona	W (OT)	5-4	35-16-4
15	11/08	EDMONTON	W	4-2	8-6-1	56	02/06	@ Dallas	W	5-1	36-16-4
16	11/12	NEW JERSEY	L	3-2	8-7-1	57	02/09	SAN JOSE	L	2-0	36-17-4
17	11/14	@ St. Louis	W	4-2	9-7-1	58	02/11	DALLAS	L	4-2	36-18-4
18	11/15	CALGARY	W	4-1	10-7-1	59	02/13	ANAHEIM	L (OT)	3-2	36-18-5
19	11/18	@ Edmonton	W (OT)	4-3	11-7-1	60	02/15	TORONTO	W	7-2	37-18-5
20	11/20	@ Calgary	L (OT)	2-1	11-7-2	61	02/17	@ NY Rangers	W	5-3	38-18-5
21	11/21	@ Vancouver	L	6-3	11-8-2	62	02/21	@ Minnesota *	L	3-1	38-19-5
22	11/25	@ San Jose	W	5-2	12-8-2	63	02/25	NASHVILLE	L	6-1	38-20-5
23	11/27	@ Anaheim	W (OT)	3-2	13-8-2	64	02/28	WASHINGTON	W	3-2	39-20-5
24	11/28	@ Los Angeles	L (OT)	3-2	13-8-3	65	03/03	@ Detroit	W	5-2	40-20-5
25	12/01	MINNESOTA	L	2-1	13-9-3	66	03/05	@ Boston	L	4-2	40-21-5
26	12/03	@ Ottawa	L (OT)	4-3	13-9-4	67	03/06	DETROIT	W	4-1	41-21-5
27	12/06	WINNIPEG	W	3-1	14-9-4	68	03/09	@ St. Louis	L (SO)	3-2	41-21-6
28	12/08	NASHVILLE	W	4-1	15-9-4	69	03/11	@ Dallas	L	5-2	41-22-6
29	12/10	@ Nashville	L	5-1	15-10-4	70	03/14	LOS ANGELES	L	5-0	41-23-6
30	12/11	WINNIPEG	W	2-0	16-10-4	71	03/16	PHILADELPHIA	L	3-2	41-24-6
31	12/13	VANCOUVER	W	4-0	17-10-4	72	03/18	@ Winnipeg	W	4-0	42-24-6
32	12/15	COLORADO	L	3-0	17-11-4	73	03/20	MINNESOTA	L (SO)	3-2	42-24-7
33	12/17	EDMONTON	W	4-0	18-11-4	74	03/22	DALLAS	L	6-2	42-25-7
34	12/19	@ Buffalo	W (SO)	3-2	19-11-4	75	03/26	@ Calgary	W	4-1	43-25-7
35	12/20	SAN JOSE	W (OT)	4-3	20-11-4	76	03/27	@ Vancouver	W	3-2	44-25-7
36	12/22	@ Dallas	L	4-0	20-12-4	77	03/29	@ Minnesota	L	4-1	44-26-7
37	12/27	CAROLINA	L	2-1	20-13-4	78	04/01	@ Winnipeg	W (OT)	5-4	45-26-7
38	12/29	@ Arizona	W	7-5	21-13-4	79	04/03	BOSTON	W	6-4	46-26-7
39	12/31	@ Colorado	W (OT)	4-3	22-13-4	80	04/05	ARIZONA	W	6-2	47-26-7
40	01/03	OTTAWA	W	3-0	23-13-4	81	04/07	ST. LOUIS	L (OT)	2-1	47-26-8
41	01/05	@ Pittsburgh	W (OT)	3-2	24-13-4	82	04/09	@ Columbus	L (OT)	5-4	47-26-9

* 2016 Stadium Series game played at TCF Bank Stadium in Minneapolis

PLAYER	GP	G	A	PTS	PIM	PLAYER	GP	G	A	PTS	PIM
PATRICK KANE	82	46	60	106	30	# MARKO DANO	13	1	1	2	2
ARTEMI PANARIN	80	30	47	77	32	DAVID RUNDBLAD	9	0	2	2	6
JONATHAN TOEWS	80	28	30	58	62	BRYAN BICKELL	25	0	2	2	2
BRENT SEABROOK	81	14	35	49	32	* CHRISTIAN EHRHOF	8	0	2	2	2
DUNCAN KEITH	67	9	34	43	26	COREY CRAWFORD	58	0	1	1	2
ARTEM ANISIMOV	77	20	22	42	12	* DALE WEISE	15	0	1	1	2
TEJVO TERAVAINEN	78	13	22	35	20	# JIRI SEKAC	6	0	1	1	2
ANDREW SHAW	78	14	20	34	69	RYAN HARTMAN	3	0	1	1	0
MARIAN HOSSA	64	13	20	33	24	SCOTT DARLING	29	0	0	0	0
NIKLAS HJALMARSSON	81	2	22	24	32	# ROB SCUDERI	17	0	0	0	0
TREVOR VAN RIEMSDYK	82	3	11	14	31	# VIKTOR TIKHONOV	11	0	0	0	6
ERIK GUSTAFSSON	41	0	14	14	4	VINCENT HINOSTROZA	7	0	0	0	6
ANDREW DESJARDINS	77	8	5	13	30	KYLE BAUN	2	0	0	0	0
MICHAEL ROZIVAL	51	1	12	13	33	MARK MCNEILL	1	0	0	0	0
* ANDREW LADD	19	8	4	12	6	MICHAEL LEIGHTON	1	0	0	0	0
DENNIS RASMUSSEN	44	4	5	9	4						
* RICHARD DANIK	30	6	2	8	6						
# RYAN GARbutt	43	2	4	6	27						
# TREVOR DALEY	29	0	6	6	8						
* TOMAS FLEISCHMANN	19	4	1	5	4						
BRANDON MASHINTER	41	4	1	5	23						
# PHILLIP DANAULT	30	1	4	5	6						
VIKTOR SVEDBERG	27	2	2	4	4						
MARCUS KRUGER	41	0	4	4	24						
TANNER KERO	17	1	2	3	2						

* ACQUIRED IN SEASON # TRADED IN SEASON

GOALIES	GP	W	L	OTL	MINS	GA	SO	AVG
COREY CRAWFORD	58	35	18	5	3,323	151	7	2.37
SCOTT DARLING	29	12	8	4	1,560	67	1	2.58
MICHAEL LEIGHTON	1	0	0	0	39	1	0	1.52

LEADERSHIP
PLAYERS
2018-19
OPPONENTS
TRADITION
RECORDS
PLAYOFFS
HISTORY
MINORS
MEDIA

HISTORY OF THE BLACKHAWKS

2016-17 CHICAGO BLACKHAWKS

50-23-9, 109 POINTS, 1ST CENTRAL DIVISION

	GM	DATE	OPPONENT	RESULT	SCORE	RECORD	GM	DATE	OPPONENT	RESULT	SCORE	RECORD
LEADERSHIP	1	10/07	NY RANGERS	L	3-2	0-1-0	42	01/06	PITTSBURGH	W	3-1	25-13-4
	2	10/09	@ NY Islanders	W (OT)	3-2	1-1-0	43	01/08	BUFFALO	W	3-1	26-13-4
	3	10/10	NY ISLANDERS	W	4-1	2-1-0	44	01/10	COLORADO	W	6-3	27-13-4
	4	10/14	@ Philadelphia	L	3-0	2-2-0	45	01/12	NASHVILLE	W	3-2	28-13-4
PLAYERS	5	10/15	@ Washington	L	4-1	2-3-0	46	01/14	@ Montreal	W	2-1	29-13-4
	6	10/17	COLUMBUS	W	4-1	3-3-0	47	01/15	@ Toronto	W	4-1	30-13-4
	7	10/22	FLORIDA	W	3-2	4-3-0	48	01/17	MONTREAL	W	5-2	31-13-4
	8	10/24	TAMPA BAY	W (OT)	1-0	5-3-0	49	01/19	@ Nashville	W	4-1	32-13-4
2016-19	9	10/26	ANAHEIM	W (OT)	1-0	6-3-0	50	01/21	@ Tampa Bay	L	2-1	32-14-4
	10	10/29	@ Winnipeg	L	3-1	6-4-0	51	01/22	@ Florida	L	4-0	32-15-4
	11	10/30	@ Minnesota	L	5-4	6-5-0	52	01/24	ST. LOUIS	W	2-0	33-15-4
	12	11/02	LOS ANGELES	W	4-2	7-5-0	53	01/26	@ Carolina	L	5-0	33-16-4
OPPONENTS	13	11/04	ST. LOUIS	L (OT)	6-5	7-5-1	54	02/02	@ Colorado	W	2-1	34-16-4
	14	11/06	@ New Jersey	L	4-2	7-6-1	55	02/04	@ Arizona	W (OT)	5-4	35-16-4
	15	11/08	EDMONTON	W	4-2	8-6-1	56	02/06	@ Dallas	W	5-1	36-16-4
	16	11/12	NEW JERSEY	L	3-2	8-7-1	57	02/09	SAN JOSE	L	2-0	36-17-4
TRAITION	17	11/14	@ St. Louis	W	4-2	9-7-1	58	02/11	DALLAS	L	4-2	36-18-4
	18	11/15	CALGARY	W	4-1	10-7-1	59	02/13	ANAHEIM	L (OT)	3-2	36-18-5
	19	11/18	@ Edmonton	W (OT)	4-3	11-7-1	60	02/15	TORONTO	W	7-2	37-18-5
	20	11/20	@ Calgary	L (OT)	2-1	11-7-2	61	02/17	@ NY Rangers	W	5-3	38-18-5
RECORDS	21	11/21	@ Vancouver	L	6-3	11-8-2	62	02/21	@ Minnesota *	L	6-1	38-19-5
	22	11/25	@ San Jose	W	5-2	12-8-2	63	02/25	NASHVILLE	L	3-1	38-20-5
	23	11/27	@ Anaheim	W (OT)	3-2	13-8-2	64	02/28	WASHINGTON	W	3-2	39-20-5
	24	11/28	@ Los Angeles	L (OT)	3-2	13-8-3	65	03/02	@ Detroit	W	5-2	40-20-5
PLAYOFFS	25	12/01	MINNESOTA	L	2-1	13-9-3	66	03/05	@ Boston	L	4-2	40-21-5
	26	12/03	@ Ottawa	L (OT)	4-3	13-9-4	67	03/06	DETROIT	W	4-1	41-21-5
	27	12/06	WINNIPEG	W	3-1	14-9-4	68	03/09	@ St. Louis	L (SO)	3-2	41-21-6
	28	12/08	NASHVILLE	W	4-1	15-9-4	69	03/11	@ Dallas	L	5-2	41-22-6
HISTORY	29	12/10	@ Nashville	L	5-1	15-10-4	70	03/14	LOS ANGELES	L	5-0	41-23-6
	30	12/11	WINNIPEG	W	2-0	16-10-4	71	03/16	PHILADELPHIA	L	3-2	41-24-6
	31	12/13	VANCOUVER	W	4-0	17-10-4	72	03/18	@ Winnipeg	W	4-0	42-24-6
	32	12/15	COLORADO	L	3-0	17-11-4	73	03/20	MINNESOTA	L (SO)	3-2	42-24-7
MINORS	33	12/17	EDMONTON	W	4-0	18-11-4	74	03/22	DALLAS	L	6-2	42-25-7
	34	12/19	@ Buffalo	W (SO)	3-2	19-11-4	75	03/26	@ Calgary	W	4-1	43-25-7
	35	12/20	SAN JOSE	W (OT)	4-3	20-11-4	76	03/27	@ Vancouver	W	3-2	44-25-7
	36	12/22	@ Dallas	L	4-0	20-12-4	77	03/29	@ Minnesota	L	4-1	44-26-7
MEDIA	37	12/27	CAROLINA	L	2-1	20-13-4	78	04/01	@ Winnipeg	W (OT)	5-4	45-26-7
	38	12/29	@ Arizona	W	7-5	21-13-4	79	04/03	BOSTON	W	6-4	46-26-7
	39	12/31	@ Colorado	W (OT)	4-3	22-13-4	80	04/05	ARIZONA	W	6-2	47-26-7
	40	01/03	OTTAWA	W	3-0	23-13-4	81	04/07	ST. LOUIS	L (OT)	2-1	47-26-8
	41	01/05	@ Pittsburgh	W (OT)	3-2	24-13-4	82	04/09	@ Columbus	L (OT)	5-4	47-26-9

* 2016 Stadium Series game played at TCF Bank Stadium in Minneapolis

PLAYER	GP	G	A	PTS	PIM	GOALIES	GP	W	L	OTL	MINS	GA	SO	AVG
PATRICK KANE	82	34	55	89	32	COREY CRAWFORD	55	32	18	4	3,247	138	2	2.55
ARTEM PANARIN	82	31	43	74	21	SCOTT DARLING	32	18	5	5	1,689	67	2	2.38
JONATHAN TOEWS	72	21	37	58	35									
DUNCAN KEITH	80	6	47	53	16									
MARIAN Hossa	73	26	19	45	8									
ARTEM ANISIMOV	64	22	23	45	30									
RICHARD PANIK	82	22	22	44	58									
BRENT SEABROOK	79	3	36	39	26									
RYAN HARTMAN	76	19	12	31	70									
NICK SCHMALTZ	61	6	22	28	6									
NIKLAS HJALMARSSON	73	5	13	18	20									
MARCUS KRUGER	70	5	12	17	34									
BRIAN CAMPBELL	80	5	12	17	24									
TANNER KEO	47	6	10	16	8									
TREVOR VAN RIEMSDIJK	58	5	11	16	29									
VINNIE HINOSTROZA	49	6	8	14	17									
DENNIS RASMUSSEN	68	4	4	8	12									
MICHAEL KEMPNY	50	2	6	8	22									
TYLER MOTTE	33	4	3	7	14									
GUSTAV FORSLING	38	2	3	5	4									
JOHN HAYDEN	12	1	3	4	4									
JORDIN TOOTOO	50	2	1	3	28									
MICHAEL ROZISVAL	22	1	2	3	14									
JOHNNY ODUYA	15	1	1	2	8									
TOMAS JURCO	13	1	0	1	2									
ANDREW DESJARDINS	46	0	1	1	22									
SPENCER ABBOTT	1	0	0	0	0									

HISTORY OF THE BLACKHAWKS

2017-18 CHICAGO BLACKHAWKS

33-39-10, 76 POINTS, 6TH CENTRAL DIVISION

GM	DATE	OPPONENT	RESULT	SCORE	RECORD	GM	DATE	OPPONENT	RESULT	SCORE	RECORD
1	10/05	PITTSBURGH	W	10-1	1-0-0	42	01/09	@ Ottawa	W	8-2	21-17-4
2	10/07	COLUMBUS	W	5-1	2-0-0	43	01/10	MINNESOTA	L	2-1	21-18-4
3	10/09	@ Toronto	OTL	4-3	2-0-1	44	01/12	WINNIPEG	W	2-1	22-18-4
4	10/10	@ Montreal	W	3-1	3-0-1	45	01/14	DETROIT	L	4-0	22-19-4
5	10/12	MINNESOTA	L	5-2	3-1-1	46	01/20	NY ISLANDERS	L	7-3	22-20-4
6	10/14	NASHVILLE	W	2-1	4-1-1	47	01/22	TAMPA BAY	L	2-0	22-21-4
7	10/18	@ St. Louis	L	5-2	4-2-1	48	01/24	@ Toronto	OTL	3-2	22-21-5
8	10/19	EDMONTON	OTL	2-1	4-2-2	49	01/25	@ Detroit	W	5-1	23-21-5
9	10/21	@ Arizona	W	4-2	5-2-2	50	01/30	@ Nashville	W	2-1	24-21-5
10	10/24	@ Vegas	L	4-2	5-3-2	51	02/01	@ Vancouver	L	4-2	24-22-5
11	10/27	NASHVILLE	L	2-1	5-4-2	52	02/03	@ Calgary	OTL	4-3	24-22-6
12	10/28	@ Colorado	L	6-3	5-5-2	53	02/06	CALGARY	L	3-2	24-23-6
13	11/01	PHILADELPHIA	W	3-0	6-5-2	54	02/08	DALLAS	L	4-2	24-24-6
14	11/04	@ MINNESOTA	W	2-0	7-5-2	55	02/10	@ Minnesota	L	3-0	24-25-6
15	11/05	MONTREAL	L	2-0	7-6-2	56	02/12	@ Arizona	L	6-1	24-26-6
16	11/09	@ Philadelphia	L	3-1	7-7-2	57	02/13	@ Vegas	L	5-2	24-27-6
17	11/11	@ Carolina	W	4-3	8-7-2	58	02/15	ANAHEIM	L	3-2	24-28-6
18	11/12	NEW JERSEY	L	7-5	8-8-2	59	02/17	WASHINGTON	W	7-1	25-28-6
19	11/15	NY RANGERS	W	6-3	9-8-2	60	02/19	LOS ANGELES	L	3-1	25-29-6
20	11/18	@ Pittsburgh	W	2-1	10-8-2	61	02/21	OTTAWA	W (SO)	3-2	26-29-6
21	11/22	@ Tampa Bay	L	3-2	10-9-2	62	02/23	SAN JOSE	W	3-1	27-29-6
22	11/25	@ Florida	W	4-1	11-9-2	63	02/24	@ Columbus	L	3-2	27-30-6
23	11/27	Anaheim	W	7-3	12-9-2	64	03/01	@ San Jose	L	7-2	27-31-6
24	11/28	@ Nashville	L	3-2	12-10-2	65	03/03	@ Los Angeles	W	5-3	28-31-6
25	11/30	DALLAS	L	4-3	12-11-2	66	03/04	@ Anaheim	L	6-3	28-32-6
26	12/02	@ Dallas	L (SO)	3-2	12-11-3	67	03/06	COLORADO	W (OT)	2-1	29-32-6
27	12/03	LOS ANGELES	L	3-1	12-12-3	68	03/08	CAROLINA	L	3-2	29-33-6
28	12/06	@ Washington	L	6-2	12-13-3	69	03/10	@ Boston	L	7-4	29-34-6
29	12/08	BUFFALO	W (OT)	3-2	13-13-3	70	03/11	BOSTON	W	3-1	30-34-6
30	12/10	ARIZONA	W	3-1	14-13-3	71	03/15	@ Winnipeg	L	6-2	30-35-6
31	12/12	FLORIDA	W (OT)	3-2	15-13-3	72	03/17	@ Buffalo	L	5-3	30-36-6
32	12/14	@ Winnipeg	W	5-1	16-13-3	73	03/18	ST. LOUIS	OTL	5-4	30-36-7
33	12/17	MINNESOTA	W	4-1	17-13-3	74	03/20	COLORADO	L	5-1	30-37-7
34	12/21	DALLAS	L	4-0	17-14-3	75	03/22	VANCOUVER	L	5-2	30-38-7
35	12/23	@ New Jersey	L	4-1	17-15-3	76	03/24	@ NY Islanders	W	3-1	31-38-7
36	12/28	@ Vancouver	L	5-2	17-16-3	77	03/26	SAN JOSE	L (SO)	4-3	31-38-8
37	12/29	@ Edmonton	W (OT)	4-3	18-16-3	78	03/29	WINNIPEG	W	6-2	32-38-8
38	12/31	@ Calgary	L (OT)	4-3	18-16-4	79	03/30	@ Colorado	W	5-0	32-39-8
39	01/03	@ NY Rangers	W	5-2	19-16-4	80	04/04	@ St. Louis	L	4-3	33-39-8
40	01/05	VEGAS	L	5-4	19-17-4	81	04/06	ST. LOUIS	L	4-1	33-40-8
41	01/07	EDMONTON	W	4-1	20-17-4	82	04/07	@ Winnipeg	L	4-1	33-41-8

PLAYER	GP	G	A	PTS	PIM	PLAYER	GP	G	A	PTS	PIM
PATRICK KANE	82	27	49	76	32	CODY FRANSON	23	1	6	7	8
ALEX DEBRINCAT	82	28	24	52	6	TANNER KERO	8	1	2	3	0
NICK SCHMALTZ	78	21	31	52	18	DYLAN SIKURA	5	0	3	3	0
JONATHAN TOEWS	74	20	32	52	47	CARL DAHLSTROM	11	0	3	3	0
BRANDON SAAD	82	18	17	35	14	MATTHEW HIGMORE	13	2	0	2	0
DUNCAN KEITH	82	2	30	32	28	BLAKE HILLMAN	4	1	0	1	0
ARTEM ANISIMOV	72	20	11	31	22	ANDREAS MARTINSEN	9	1	0	1	17
BRENT SEABROOK	81	7	19	26	38	VICTOR ELDSELL	6	0	1	1	0
RYAN HARTMAN	57	8	17	25	58						
VINNIE HINOSTROZA	50	7	18	25	10						
PATRICK SHARP	70	10	11	21	14						
JAN RUTTA	57	6	14	20	24						
RICHARD PANIK	37	6	10	16	26						
ERIK GUSTAFSSON	35	5	11	16	6						
JORDAN OESTERLE	55	5	10	15	8						
CONNOR MURPHY	76	2	12	14	34						
JOHN HAYDEN	47	4	9	13	54						
GUSTAV FORSLING	41	3	10	13	8						
TOMMY WINGELS	57	7	5	12	45						
DAVID KAMPF	46	4	7	11	12						
TOMAS JURCO	29	6	4	10	12						
LANCE BOUMA	53	3	6	9	36						
ANTHONY DUCLAIR	23	2	6	8	6						
MICHAEL KEMPNY	31	1	6	7	12						

GOALIES	GP	W	L	OTL	MIN	GA	SO	AVG
COREY CRAWFORD	28	16	9	2	2,27	1,584	782	.929
ANTON FORSBERG	35	10	16	4	2,97	1,715	836	.908
J-F BERUBE	13	3	6	1	3,78	667	356	.894
JEFF GLASS	15	3	7	3	3,36	821	406	.898
COLLIN DELIA	2	1	1	0	3,96	106	56	.889
SCOTT FOSTER	1	0	0	0	0.00	14	7	1.000

LEADERSHIP

PLAYERS

2018-19

OPPONENTS

TRADITION

RECORDS

PLAYOFFS

HISTORY

MINORS

MEDIA

ALL-TIME ROSTER

	NAME	GP	G	A	PTS	PIM	POS	UNIFORM NO.	YEARS
LEADERSHIP	ABBOTT, SPENCER	1	0	0	0	0	F	24	2017
	ABEL, CLARENCE	222	9	12	21	214	D	2	1929-34
	ABEL, SID	42	5	4	9	10	F	19, 20, 21	1952-54
	ADAMS, CRAIG	71	4	8	12	46	F	28	2008-09
	ADAMS, KEVIN	27	0	2	2	13	F	17	2006-08
	ADAMS, STEWART	85	9	24	33	70	F	16	1929-32
	AHLIN, TONY "RUDY"	1	0	0	0	0	F	—	1937-38
	AITKEN, JONATHAN	41	0	1	1	70	D	56	2003-04
	ALEXEEV, NIKITA	15	2	0	2	0	R	34	2006-07
	ALLEN, GEORGE	272	69	95	164	159	D	6	1939-44, 45-46
PLAYERS	ALLISON, JAMIE	142	4	8	12	217	D	38, 33	1998-2001
	ALMAS, RALPH	1	0	0	0	0	G	1	1950-51
	AMONTE, TONY	627	268	273	541	468	F	10	1994-02
	ANDERSON, CRAIG	56	0	1	1	18	G	31	2002-06
	ANDRIEVSKI, ALEXANDER	1	0	0	0	0	F	56	1992-93
	ANGOTTI, LOU	370	51	96	147	118	F	6	1965-67, 69-73
	ANHOLT, DARREL	1	0	0	0	0	D	33	1983-84
	ANISIMOV, ARTEM	291	77	78	155	78	C	15	2015-19
	ARBOUR, AL	180	6	17	23	188	D	2	1958-61
	ARBOUR, TY	160	21	20	41	100	F	8	1927-31
2019-19	ARCHAMBAULT, MICHEL	3	0	0	0	0	F	27	1976-77
	ARKHIPOV, DENIS	79	10	17	27	54	C	19	2006-07
	ARNASON, TYLER	245	57	82	139	80	F	39	2002-06
	ATCHEYNUM, BLAIR	66	6	9	15	8	F	34, 15	1999-2001
	ASHWORTH, FRANK	18	5	4	9	2	F	6	1946-47
	AUCOIN, ADRIAN	92	5	17	22	88	D	33	2005-07
	BABANDO, PETE	148	34	38	72	79	F	10	1950-53
	BABCHUK, ANTON	22	2	5	7	18	D	6, 8	2003-06
	BACKSTROM, RALPH	16	6	3	9	2	F	14	1972-73
	BAILEY, BOB	28	3	6	9	38	F	20	1957-58
OPPONENTS	BALDWIN, DOUG	5	0	0	0	2	D	3	1947-48
	BALFOUR, EARL	208	16	16	32	30	F	20	1958-61
	BALFOUR, MURRAY	286	66	87	153	357	F	8	1959-64
	BANCROFT, STEVE	1	0	0	0	0	D	42	1992-93
	BANNERMAN, MURRAY	288	0	10	10	37	G	30	1980-87
	BARINKA, MICHAL	34	0	2	2	26	D	42	2003-06
	BARKER, CAM	200	17	63	80	219	D	25	2005-10
	BARKLEY, DOUG	6	0	0	0	2	D	6, 19	1957-58, 59-60
	BARNABY, MATTHEW	82	8	20	28	178	F	36	2005-06
	BARTOVIC, MILAN	24	1	6	7	8	F	26	2005-06
TRAITION	BASSEN, BOB	55	5	13	18	70	F	22	1988-90
	BASSEN, HENRY "HANK"	33	0	0	0	2	G	1	1954-56
	BAUMGARTNER, NOLAN	8	0	0	0	6	D	38	2000-01
	BAUN, KYLE	5	0	0	0	0	F	39	2015-16
	BEDARD, JIM	22	1	1	2	8	D	21	1949-51
	BELFOUR, ED	415	0	18	18	240	G	30, 31, 1	1988-97
	BELL, MARK	339	72	79	151	454	F	28	2000-06
	BENNETT, ADAM	21	0	2	2	20	D	47	1991-93
	BENTLEY, DOUG	545	217	314	531	215	F	14, 7	1939-44, 45-52
	BENTLEY, MAX	235	109	147	256	32	F	18, 4, 5	1940-43, 45-48
RECORDS	BENTLEY, REG	11	1	2	3	2	F	14, 19	1942-43
	BERARD, BRYAN	58	13	34	47	53	D	3, 4	2003-04
	BEREZIN, SERGEI	66	18	13	31	8	F	94	2002-03
	BERGEVIN, MARC	266	12	29	41	283	D	2, 32	1984-89
	BERTI, ADAM	2	0	0	0	0	F	45	2008
	BERUBE, J-F	13	0	0	0	0	G	31	2017-18
	BESLER, PHIL	17	1	2	3	14	D/F	14	1938-39
	BIBECAULT, PAUL	41	0	0	0	2	G	1	1946-47
	BICANEK, RADIM	18	0	3	3	10	D	32	1999-2000
	BICKELL, BRYAN	384	65	70	135	188	L	38, 29	2006-16
PLAYOFFS	BLACK, JAMES	129	25	19	44	44	F	38, 34	1995-98
	BLACK, STEVE	39	4	6	10	22	F	17	1950-51
	BLADE, HANK	24	2	3	5	2	F	11, 19, 18	1946-48
	BLAIR, ANDY	44	0	3	3	33	F	15	1936-37
	BLINCO, RUSSELL	48	3	12	15	2	F	9	1938-39
	BLUNDEN, MICHAEL	10	0	0	0	10	R	28	2006-09
	BOCHENSKI, BRANDON	30	4	2	6	10	F	20	2005-07
	BODNAR, GUS	399	87	142	229	131	F	5, 12	1947-54
	BOLDIREV, IVAN	384	140	195	335	186	F	12	1974-79
	BOLLAND, DAVE	332	70	98	168	211	C	36	2006-13

ALL-TIME ROSTER

NAME	GP	G	A	PTS	PIM	POS	UNIFORM NO.	YEARS
BOLLIG, BRANDON	125	7	7	14	201	L	52	2012-14
BONDRA, PETER	37	5	9	14	26	R	12	2006-07
BONVIE, DENNIS	11	0	0	0	44	F	44, 46	1998-99
BORDELEAU, CHRIS	25	6	8	14	6	F	23	1971-72
BORDELEAU, J.P.	519	97	126	223	143	F	22, 23, 25	1969-80
BOSTROM, HELGE	96	3	3	6	68	D	9, 17, 10, 3	1929-33
BOUCHER, BRIAN	15	0	0	0	0	G	35	2006-07
BOUCHER, GEORGES	43	1	5	6	54	D	15	1931-32
BOUDREAU, BRUCE	7	1	0	1	2	D	32	1985-86
BOUDRAIS, ANDRE	20	4	10	14	4	F	18	1968-69
BOUMA, LANCE	53	3	6	9	36	F	17	2017-18
BOURQUE, RENE	183	33	42	75	136	F	14, 12	2005-08
BOWMAN, KIRK	88	11	17	28	19	F	16, 28	1976-79
BOYD, RANDY	26	0	4	4	22	D	2, 32	1983-85
BOYER, WALLY	42	5	6	11	15	F	19	1966-67
BOYNTON, NICK	48	1	8	9	48	D	24	2009-10
BRAYSHAW, RUSS	43	5	9	14	24	F	16	1944-45
BRENNEMAN, JOHN	17	1	0	1	2	F	12	1964-65
BRENT, TIM	2	0	0	0	2	F	56	2009
BRETTO, JOE	3	0	0	0	4	D	2	1944-45
BRIMSEK, FRANK	70	0	0	0	2	G	1	1949-50
BRINK, MILT	5	0	0	0	0	F	11	1936-37
BROOKBANK, SHELDON	74	3	5	8	73	D	17	2013-14
BROPHY, EVAN	1	0	0	0	0	C	47	2010
BROUWER, TROY	238	49	54	103	161	L	29, 26, 22	2006-11
BROWN, ADAM	210	38	61	99	244	F	11, 18, 19	1946-51
BROWN, BRAD	118	1	16	17	318	D	2, 3	1998-2000
BROWN, CURTIS	71	5	10	15	38	F	37	2005-06
BROWN, KEITH	812	64	266	330	854	D	4, 25	1979-93
BROWN, KEN	1	0	0	0	0	G	30	1970-71
BROWN, MIKE	2	0	1	1	9	F	56	2005-06
BROWN, ROB	40	6	17	23	67	F	22, 44	1991-93
BROWNE, CECIL	13	2	0	2	4	F	9	1927-28
BRUNETTE, ANDREW	78	12	15	27	4	L	15	2011-12
BRYDSON, GLENN	70	14	13	27	56	F	3	1935-38
BUCHANAN, MIKE	1	0	0	0	0	D	6	1951-52
BULLEY, TED	349	94	102	196	645	F	29	1976-82
BURCH, BILL	22	2	0	2	2	F	4	1932-33
BURKE, MARTY	150	3	8	11	114	D	4	1934-38
BURISH, ADAM	169	11	10	21	323	R	37	2006-10
BURNS, BOBBY	19	1	0	1	2	F	16	1927-30
BUSKAS, ROD	46	0	4	4	106	D	25, 17	1991-93
BUTLER, DICK	7	2	0	2	0	F	8	1947-48
BUTTREY, GORDON	10	0	0	0	0	F	16	1943-44
BYUGLIEN, DUSTIN	260	55	54	109	268	R, D	52, 33	2005-10
BYRAM, SHAWN	1	0	0	0	0	F	46	1991-92
CAFFERY, TERRY	6	0	0	0	0	F	14	1969-70
CAGGIULA, DRAKE	26	5	7	12	12	F	91	2018-
CALDER, KYLE	359	85	125	210	184	F	25, 22, 19	1999-2006
CAMAZZOLA, JIM	3	0	0	0	0	F	15, 25	1983-84, 86-87
CAMPBELL, BRIAN	295	24	110	134	70	D	51	2008-11, 16-17
CAMPBELL, BRIAN	168	23	51	74	50	F	14	1969-72
CAMPBELL, DON	17	1	3	4	6	F	9	1943-44
CAMPBELL, JIM	9	1	1	2	4	F	15	2001-02
CAMPOLL, CHRIS	19	1	6	7	2	D	14	2011
CARBOL, LEO	6	0	1	1	4	D	14	1942-43
CARCILLO, DANIEL	90	8	14	22	147	L	13	2011-13, 2014-15
CAREY, MATT	2	1	0	1	2	L	25	2014
CARNEY, KEITH	271	14	47	61	275	D	4	1993-98
CARON, SEBASTIEN	1	0	0	0	0	G	29	2006-07
CARSE, BILL	123	27	39	66	38	F	9	1939-42
CARSE, BOB	144	30	51	81	36	F	16, 19	1939-43
CASSIDY, BRUCE	36	4	13	17	10	D	34, 3, 32, 37	1983-84, 85-90
CHABOT, LORNE	48	0	0	0	0	G	1	1934-35
CHAD, JOHN	80	15	22	37	29	F	19, 16, 17	1939-41, 45-46
CHEVRIER, ALAIN	66	0	2	2	6	G	30	1988-90
CHEBATURKIN, VLADIMIR	13	0	2	2	6	D	45	2001-02
CHECK, LUDE	26	6	2	8	4	F	7	1944-45
CHILIOS, CHRIS	664	92	395	487	1,495	D	7	1990-99
CHRISTIAN, DAVE	69	4	17	21	12	F	25	1992-94

LEADERSHIP
PLAYERS
2018-19
OPPONENTS
TRADITION
RECORDS
PLAYOFFS
HISTORY
MINORS
MEDIA

ALL-TIME ROSTER

	NAME	GP	G	A	PTS	PIM	POS	UNIFORM NO.	YEARS
LEADERSHIP	CHYZOWSKI, DAVE	8	0	0	0	6	F	54	1996-97
	CICCONE, ENRICO	78	2	3	5	281	D	39	1996-97
	CIESLA, HANK	140	18	31	49	50	F	20	1955-57
	CLARK, WENDEL	13	2	0	2	13	F	17	1999-2000
	CLEARY, DANIEL	41	4	5	9	24	F	32, 25	1997-99
	CLENDENING, ADAM	4	1	1	2	2	D	6	2014
	CLIFFORD, CHRIS	2	0	0	0	0	G	34, 50	1984-85, 88-89
	CLOUTIER, JACQUES	53	0	0	0	10	G	31	1989-91
	CLOUTIER, SYLVAIN	7	0	0	0	0	F	14	1998-99
	COCHRANE, GLEN	79	1	8	9	217	D	5	1987-89
PLAYERS	COFFEY, PAUL	10	0	4	4	0	D	77	1998-99
	COFLIN, HUGH	31	0	3	3	33	D	2	1950-51
	COLE, DANTON	2	0	0	0	0	F	19	1995-96
	CONACHER, JIM	178	49	71	120	71	F	11, 14	1948-52
	CONACHER, LIONEL	48	9	14	23	87	D	3	1933-34
	CONACHER, PETE	131	26	20	46	32	F	19, 9	1951-55
	CONACHER, ROY	264	102	125	227	44	F	8, 9	1947-52
	CONN, ROB	2	0	0	0	2	F	42	1991-92
	CONNELLY, BERT	15	1	2	3	4	F	18	1937-38
	COOK, TOM	327	74	94	168	184	F	11	1929-37
2018-19	COOPER, JOE	266	25	54	79	306	D	8	1938-42, 43-46
	CORAZZINI, CARL	7	0	1	1	2	C	49	2006-07
	CORCORAN, NORMAN	23	1	3	4	19	F	18	1955-56
	COSTELLO, MURRAY	40	3	2	5	6	F	20	1953-54
	COTE, SYLVAIN	45	6	18	24	14	D	6	1999-2000
	COULTER, ART	170	13	14	27	204	D	17, 18	1931-36
	COULTER, TOMMY	2	0	0	0	0	D	15	1933-34
	COUTURE, GERRY	110	25	23	48	34	D	15	1952-54
	COUTURE, ROSIE	319	48	54	102	185	F	7	1928-35
	CRAVEN, MURRAY	157	30	59	89	50	F	32	1995-97
OPPONENTS	CRAWFORD, COREY	448	0	9	9	18	G	50	2005-
	CREIGHTON, ADAM	225	78	87	165	480	F	22	1988-92, 96-97
	CREIGHTON, DAVE	49	7	7	14	6	F	16	1954-55
	CROSSMAN, DOUG	159	25	70	95	72	D	28, 23	1980-83
	CUDE, WILF	1	0	0	0	0	G	1	1931-32
	CULLEN, MARK	29	7	9	16	2	F	48	2005-06
	CULLIMORE, JASSEN	155	2	20	22	125	D	5	2005-07, 2010-11
	CUMISKEY, KYLE	7	0	0	0	0	D	26	2015
	CUMMINS, JIM	199	11	13	24	674	F	15	1995-98
	CUNNEYWORTH, RANDY	16	4	3	7	13	F	19	1993-94
TRADITION	CUNNINGHAM, LES	37	6	11	17	2	F	3	1939-40
	CUSHENAN, IAN	72	2	8	10	80	D	3, 6	1956-58
	CYR, DENIS	87	19	21	40	21	F	11	1982-84
	DAHLEN, ULF	30	6	8	14	10	F	22	1996-97
	DAHLBECK, KLAS	4	1	0	1	2	D	44	2014
	DAHLSTROM, CARL	345	88	118	206	58	F	15, 21	1937-45
	DAHLSTROM, CARL	49	0	9	9	6	D	63	2017-19
	DAIGLE, ALAIN	389	56	50	106	122	F	17	1974-80
	DALEY, TREVOR	29	0	6	6	8	D	6	2015
	DANAULT, PHILLIP	32	1	4	5	6	F	24	2014-16
RECORDS	DANO, MARKO	13	1	1	2	2	F	56	2015-16
	DARLING, SCOTT	75	0	0	0	0	G	33	2014-17
	DAVIDSON, BRANDON	10	0	1	1	15	D	22	2018-19
	DAVIS, LORNE	8	0	0	0	4	F	14	1954-55
	DAZE, ERIC	601	226	172	398	176	F	55	1995-2006
	DEA, BILL	34	5	8	13	4	F	17	1957-58, 66-67
	DEAN, KEVIN	96	2	19	21	42	D	6	1999-2001
	DEBRINCAT, ALEX	164	69	59	128	21	F	12	2017-
	DEBRUSK, LOUIE	4	0	0	0	7	F	33	2002-03
	DELIA, COLLIN	18	0	0	0	2	G	60	2017-
PLAYOFFS	DEJORDY, DENIS	199	0	2	2	2	G	30, 1	1962-70
	DEMARCO, AB, SR.	20	1	5	6	17	F	16	1938-40
	DEMPESEY, NATHAN	125	13	40	53	56	D	43	2002-04
	DENNENY, CORBETT	18	5	0	5	12	F	6	1927-28
	DESILETS, JOFFRE	74	17	20	37	34	F	19	1958-40
	DESJARDINS, ANDREW	136	8	8	16	59	F	11	2015-17
	DESJARDINS, GERRY	32	0	1	1	6	G	1, 30	1969-72
	DESJARDINS, VICTOR	39	3	12	15	17	F	18	1930-31
	DEWSBURY, AL	323	26	75	101	351	D	5, 22	1950-56
	DICK, HARRY	12	0	1	1	12	D	17	1946-47
HISTORY	DICKENS, ERNIE	253	9	39	48	86	D	3, 4	1947-51
MINORS									
MEDIA									

ALL-TIME ROSTER

NAME	GP	G	A	PTS	PIM	POS	UNIFORM NO.	YEARS
DICKIE, BILL	1	0	0	0	0	G	1	1941-42
DIDUCK, GERALD	13	1	0	1	48	D	6	1994-95
DIETRICH, DON	17	0	5	5	0	D	32	1983-84
DINEEN, BILL	41	4	9	13	8	F	20	1957-58
DIRK, ROBERT	6	0	0	0	26	D	6	1993-94
DONALDSON, GARY	1	0	0	0	0	D	26	1973-74
DONNELLY, DAVE	71	6	12	18	81	D	10	1986-87
DORATY, KEN	18	0	0	0	0	F	14	1926-27
DOWD, JIM	60	3	12	15	38	F	34	2005-06
DOWELL, JACOB	102	9	17	26	80	C	49, 28	2008-11
DOWNEY, AARON	39	1	0	1	82	R	49, 44	2000-02
DOYON, MARIO	7	1	1	2	6	D	2	1988-89
DROPPA, IVAN	19	0	1	1	14	D	58, 6, 3	1993-94, 95-96
DRYDEN, DAVE	68	0	1	1	0	G	1, 30	1965-66, 67-69
DUCLAIR, ANTHONY	23	2	6	8	6	F	91	2017-18
DUBINSKY, STEVE	237	16	26	42	132	F	42, 29, 32, 22, 14, 16	1993-99, 2000-02
DUMAS, MICHEL	8	0	1	1	0	G	1, 30	1974-75, 76-77
DUMONT, JEAN-PIERRE	72	19	14	33	28	F	17, 12	1998-2000
DUPONT, JEROME	201	7	29	36	445	D	25	1981-86
DUTKOWSKI, DUKE	103	11	15	26	112	D	3	1926-27, 29-31, 33-34
DYE, CECIL	52	25	5	30	14	F	4	1926-28
DYKHUIS, KARL	18	1	8	9	4	D	19, 45	1991-93
DYTE, JOHN	27	1	0	1	31	D	8	1943-44
EAGER, BEN	144	18	15	33	308	L	55	2007-10
EAGLES, MIKE	70	6	13	19	78	F	11	1988-90
EASTWOOD, MIKE	53	2	0	12	24	F	20	2002-03
EBBETT, ANDREW	10	1	0	1	2	C	15	2009-10
EHRHOFF, CHRISTIAN	8	0	2	2	2	D	55	2016
EIDSELL, VICTOR	6	0	1	1	0	C	14	2017-2018
ELLISON, MATT	36	3	10	13	17	F	16	2003-06
EMERSON, NELSON	27	4	10	14	13	F	11	1998-99
EMERY, RAY	55	0	1	1	2	G	30	2011-13
ERICKSON, AUTREY	34	0	1	1	42	D	12, 20	1962-64
ERIKSSON, ANDERS	97	5	36	41	22	D	6, 8	1999-2000
ERIXON, TIM	8	0	0	0	4	D	34	2014-15
ESPOSITO, PHIL	235	74	100	174	135	F	7, 15	1963-67
ESPOSITO, TONY	873	0	25	25	31	G	1, 35	1969-84
EVANS, JACK	346	4	42	46	319	D	5	1958-63
FARRANT, WALT	1	0	0	0	0	F	17	1943-44
FASHOWAY, GORDON	13	3	2	5	14	F	11	1950-51
FEAMSTER, DAVE	169	13	24	37	154	D	3, 32	1981-85
FELSNER, BRIAN	12	1	3	4	12	F	54, 44	1997-98
FERGUSON, LORNE	104	13	19	32	66	F	11	1957-59
FIDLER, MIKE	4	2	1	3	4	F	8	1982-83
FIELD, WILFRED	37	3	4	7	20	D	11, 2	1944-45
FIELDER, GUY	3	0	0	0	0	F	16	1950-51
FINNEY, SID	59	10	7	17	4	F	14, 15, 7	1951-54
FITZGERALD, TOM	15	1	3	4	6	F	20, 12	2001-02
FITZPATRICK, MARK	27	0	1	1	8	G	30	1998-99
FLEISCHMANN, TOMAS	19	4	1	5	4	F	12	2016
FLEMING, REG	261	21	26	47	453	F	6	1960-64
FLEURY, THEOREN	54	12	21	33	77	F	14	2002-03
FOGOLIN, LEE	304	5	36	41	432	D	3, 20	1950-56
FOLEY, RICK	2	0	1	1	8	D	24	1970-71
FORSBERG, ANTON	35	0	1	1	0	G	31	2017-2018
FORSLING, GUSTAV	122	8	19	27	42	D	42	2016-2019
FORTIN, ALEXANDRE	24	3	3	6	2	F	64	2018-
FOSTER, SCOTT	1	0	0	0	0	G	90	2017-18
FOWLER, TOMMY	24	0	1	1	18	F	6	1946-47
FOX, GREG	339	9	68	77	450	D	2, 18	1978-84
FRANCIS, EMILE	73	0	0	0	6	G	1	1946-48
FRANSON, CODY	23	1	6	7	8	D	11	2017-18
FRASER, COLIN	157	13	23	36	108	C	46	2006-10
FRASER, CURT	303	94	120	214	537	F	8	1982-88
FRASER, GORDON	54	15	7	22	103	D	10	1926-28
FRASER, JAMES HARVEY	21	5	4	9	0	F	15	1944-45
FRAWLEY, DAN	33	4	3	7	64	F	10, 31, 32	1983-85
FREDRICK, RAY	5	0	0	0	0	G	1	1954-55
FRIG, LEN	66	4	10	14	35	D	6	1972-74
FROLIK, MICHAEL	136	11	23	34	44	R	67	2010-13
GADSBY, BILL	468	54	132	186	650	D	4, 16	1946-55

LEADERSHIP
PLAYERS
2018-19
OPPONENTS
TRADITION
RECORDS
PLAYOFFS
HISTORY
MINORS
MEDIA

ALL-TIME ROSTER

	NAME	GP	G	A	PTS	PIM	POS	UNIFORM NO.	YEARS
LEADERSHIP	GAGNON, GERMAINE	99	19	49	68	27	F	14	1973-76
	GAMBLE, DICK	14	2	0	2	6	F	20	1954-55
	GARBUTT, RYAN	43	2	4	6	27	F	28	2015-16
	GARDINER, BERT	50	0	0	0	0	G	1	1942-43
	GARDINER, CHARLES	316	0	0	0	2	G	1	1927-34
	GARDINER, HERB	4	0	0	0	0	D	2	1928-29
	GARDNER, BILL	354	72	106	178	62	F	31, 34, 14	1980-86, 87-89
	GARDNER, CAL	70	11	24	35	60	F	16	1952-53
	GAUTHIER, DANIEL	5	0	0	0	0	F	23	1994-95
	GEE, GEORGE	365	94	130	224	257	F	9, 16, 17	1945-49, 51-54
PLAYERS	GELINEAU, JACK	2	0	0	0	0	G	1	1953-54
	GENDRON, MARTIN	2	0	0	0	0	F	16	1997-98
	GILBERT, DENNIS	1	0	0	0	0	D	39	2018 -
	GILBERT, GREG	273	42	64	106	204	F	14	1988-93
	GILL, TODD	5	0	1	1	0	D	46	2002-03
	GILLIS, PAUL	15	0	5	5	59	F	12	1990-92
	GLASS, JEFF	15	0	0	0	2	G	30	2017-18
	GILMOUR, DOUG	135	38	74	112	107	F	93	1998-2000
	GLOVER, FRED	31	4	2	6	37	F	14	1952-53
	GLOVER, HOWARD	13	0	1	1	2	F	18	1958-59
2018-19	GOLDHAM, BOB	165	5	29	34	138	D	2, 3	1947-50
	GOLDSWORTHY, LEROY	31	3	3	6	0	F/D	8, 10	1933-35
	GOODMAN, PAUL	52	0	0	0	0	G	1	1937-41
	GOTTSELIG, JOHNNY	591	176	196	372	211	F	7, 14	1928-41, 42-45
	GOULET, MICHEL	276	92	115	207	212	F	16	1989-94
	GOYER, GERRY	40	1	2	3	4	F	8	1967-68
	GRACIE, BOB	30	4	7	11	27	F	18	1938-39
	GRAHAM, DIRK	546	152	191	343	628	F	8, 33	1988-95
	GRAHAM, TED	183	5	20	25	182	D	3, 12	1927-28, 29-33
	GRIEVE, BRENT	52	3	9	12	51	F	19, 26	1994-96
OPPONENTS	GRIGOR, GEORGE	2	1	0	1	0	F	17	1943-44
	GRIMSON, STU	167	3	4	7	610	F	23	1990-93
	GRONMAN, TUOMAS	16	0	1	1	13	D	46	1996-97
	GROSEK, MICHAL	14	2	4	6	12	F	17	1999-2000
	GROSSO, DON	68	16	16	32	21	F	6, 11	1944-46
	GUIDOLIN, BEP	262	46	91	137	292	F	16	1948-52
	GUSTAFSSON, ERIK	155	22	68	90	44	D	52, 56	2015-
	HACKETT, JEFF	173	0	3	3	30	G	31, 29	1993-98
	HALL, GLENN	618	0	6	6	52	G	1	1957-67
	HALL, MURRAY	25	2	0	2	0	F	7, 19	1961-62, 63-64
TRAITION	HAMILL, RED	370	112	80	192	150	F	3, 12, 15	1941-43, 45-51
	HAMILTON, JEFF	70	18	21	39	22	R	51	2006-07
	HAMILTON, REG	58	1	10	11	33	D	4	1945-47
	HANDZUS, MICHAL	78	8	22	30	26	C	26	2006-07, 13-14
	HANKINSON, CASEY	14	0	1	1	9	L	40, 20	2000-02
	HANSON, OSCAR	8	0	0	0	0	D	14	1937-38
	HARMS, JOHN	44	5	5	10	21	F	9	1943-45
	HARRISON, JIM	107	24	36	60	150	F	8	1976-79
	HARTMAN, RYAN	141	27	30	57	130	F	38	2015-18
	HASEK, DOMINIK	25	0	0	0	8	G	34, 31	1990-92
RECORDS	HASSARD, BOB	17	0	0	0	4	F	12	1954-55
	HAVLAT, MARTIN	172	64	97	161	80	R	24	2006-09
	HAY, BILL	506	113	273	386	244	F	8, 11	1959-67
	HAY, GEORGE	35	14	10	24	12	F	—	1926-27
	HAYDEN, JOHN	113	8	14	22	85	C	40	2017-19
	HAYES, JIMMY	43	6	7	13	16	R	39, 22	2012-13
	HELENIUS, SAMI	10	0	1	1	28	D	4	2002-03
	HENDERSON, MATT	4	0	1	1	0	F	16	2001-02
	HENDRY, JORDAN	129	4	9	13	40	D	42, 6	2008-11
	HENRY, BURKE	39	2	6	8	33	D	44	2002-04
PLAYOFFS	HENRY, CAMILLE	22	5	3	8	2	F	8	1964-65
	HENRY, JIM	60	0	0	0	0	G	1	1948-49
	HERGESHEIMER, PHIL	122	21	41	62	17	F	10	1939-43
	HERGESHEIMER, WALLY	41	2	8	10	12	F	7	1956-57
	HERPERGER, CHRIS	70	10	15	25	25	F	36	1999-2001
	HEYLIGER, VIC	33	2	3	5	2	F	9, 18	1937-38, 43-44
	HICKS, DOUG	57	2	15	17	17	D	28	1977-79
	HICKS, WAYNE	1	0	0	0	0	F	8	1960-61
	HIGGINS, TIM	358	79	106	185	335	F	15	1978-84
	HIGHMORE, MATTHEW	13	2	0	2	0	C	36	2017-

ALL-TIME ROSTER

NAME	GP	G	A	PTS	PIM	POS	UNIFORM NO.	YEARS
HIGHTON, HEC	24	0	0	0	0	G	1	1943-44
HILBERT, ANDY	28	5	4	9	22	F	20	2005-06
HILDEBRAND, IKE	9	1	1	2	4	F	14	1953-55
HILLMAN, BLAKE	4	1	0	1	0	D	55	2017-
HILLMAN, WAYNE	164	4	12	16	145	D	18, 20	1961-65
HINOSTROZA, VINNIE	106	13	26	39	33	F	48	2016-18
HINTON, DAN	14	0	0	0	16	F	14, 25	1976-77
HJALMARSSON, NIKLAS	623	23	120	143	238	D	41, 4	2008-17
HODGE, KEN	132	16	42	58	106	F	14	1964-67
HOFFMEYER, BOB	11	0	3	3	17	D	26, 28	1977-79
HOLLINGWORTH, GORD	70	3	9	12	135	D	6	1954-55
HOLMES, LOUIS	59	2	4	6	8	F	9	1931-33
HOLMOVIST, MICHAEL	135	16	17	33	47	F	17	2005-07
HOLT, RANDY	42	0	4	4	60	D	2, 4, 6	1974-78
HORACEK, TONY	38	1	5	6	99	F	34	1991-92, 93-95
HORECK, PETE	178	53	54	107	112	F	11, 19	1944-47, 51-52
HORVATH, BRONCO	68	17	29	46	19	F	9	1961-62
HOSSA, MARIAN	534	186	229	415	170	F	81	2009-18
HOUSLEY, PHIL	137	21	47	68	58	D	6	2001-03
HRKAC, TONY	18	1	2	3	6	F	11	1991-92
HRYNIAK, STEVE	18	2	1	3	4	D	19	1951-52
HUCUL, FRED	119	9	17	26	83	D	6, 11, 15, 19	1950-54
HUDSON, MIKE	257	38	58	96	274	F	20, 43	1988-93
HUET, CRISTOBAL	89	0	0	0	6	G	38, 39	2008-10
HULL, BOBBY	1,036	604	549	1,153	634	F	7, 9, 16	1957-72
HULL, DENNIS	904	298	342	640	253	F	2, 10	1964-77
HUSKA, RYAN	1	0	0	0	0	F	56	1997-98
HUTCHISON, DAVE	163	7	32	39	443	D	5	1979-82
HUTTON, CARTER	1	0	0	0	0	G	33	2013
INGRAM, FRANK	99	24	16	40	69	F	15	1929-32
INGRAM, RON	45	1	6	7	21	D	3, 19	1956-57, 62-63
IRVIN, DICK	95	29	23	52	84	F	2	1926-29
JACKSON, DOUG	6	0	0	0	0	G	1	1947-48
JACKSON, HAROLD	41	1	3	4	6	D	3, 9	1936-38
JACKSON, JOHN	48	2	5	7	38	D	19	1946-47
JACKSON, JEFF	1	0	0	0	2	F	42, 45	1991-92
JANECEYK, BOB	8	0	0	0	2	G	31	1983-84
JANKOWSKI, LOU	108	18	15	33	15	F	10, 19	1953-55
JANSENS, MARK	124	1	6	7	171	F	20	1998-2001
JARRETT, DOUG	721	38	178	216	608	D	20, 4	1964-75
JENKINS, ROGER	156	7	22	29	109	D	8, 9, 16, 18	1930-31, 32-34, 37-39
JOHANSSON, ROGER	11	1	0	1	6	D	26	1994-95
JOHANSSON, MAGNUS	18	0	4	4	4	D	6	2007-08
JOHNSON, AARON	38	3	5	8	33	D	23	2008-09
JOHNSON, GREG	69	11	22	33	38	F	22	1997-98
JOHNSON, LUKE	15	0	1	1	8	F	62	2018-19
JOHNSON, NORM	7	1	0	1	8	F	6	1958-59
JOHNSON, RYAN	34	1	5	6	8	C	17	2010-11
JOHNSON, VIRGIL	76	1	11	12	27	D	10, 18, 19	1937-38, 43-45
JOHNSON, KIM	8	1	2	3	4	D	8	2009-10
JOHNSTON, ED	4	0	0	0	0	G	30	1977-78
JOHNSTON, GEORGE	58	20	12	32	2	F	6, 9	1941-43, 45-47
JOHNSTON, JOEY	32	0	5	5	6	F	8	1975-76
JOKIHARJU, HENRI	38	0	12	12	16	D	28	2018-19
JONES, TY	8	0	0	0	12	F	27	1998-99
JURCO, TOMAS	42	7	4	11	14	F	13	2017-18
KACHUR, ED	96	10	14	24	35	F	8	1956-58
KAHUN, DOMINIK	82	13	24	37	6	F	24	2018-19
KALETA, ALEX	206	60	84	144	118	F	4, 14	1941-42, 45-48
KANE, PATRICK	903	356	582	938	338	F	88	2007-
KARAKAS, MIKE	206	0	0	0	4	G	1, 18	1935-40, 43-46
KARPOVTSSEV, ALEXANDER	182	7	39	46	105	D	52, 25	2000-04
KEATS, DUKE	36	14	9	23	52	F	5	1927-29
KEITH, DUNCAN	1077	98	485	583	605	D	2	2005-
KEITH, MATT	24	2	3	5	14	F	11, 12	2003-07
KELLY, BOB	138	9	16	25	180	F	25	1977-79
KELLY, REGIS	51	18	7	25	7	F	3, 10	1936-37, 40-41
KEMPNY, MICHAEL	81	3	12	15	34	D	6	2016-18
KENDALL, BILL	117	14	7	21	26	F	9, 10	1933-38
KENNEDY, FORBES	69	8	13	21	104	F	10	1956-57

LEADERSHIP
PLAYERS
2018-19
OPPONENTS
TRADITION
RECORDS
PLAYOFFS
HISTORY
MINORS
MEDIA

ALL-TIME ROSTER

	NAME	GP	G	A	PTS	PIM	POS	UNIFORM NO.	YEARS
LEADERSHIP	KENNY, ED	4	0	0	0	8	D	10	1934-35
	KOEKKOEK, SLATER	22	1	4	5	10	D	68	2018-
	KERO, TANNER	72	8	14	22	14	C	67	2015-18
	KERR, REG	253	66	92	158	162	F	10	1977-82
	KHABIBULIN, NIKOLAI	206	0	5	5	30	G	53, 39	2005-09, 2013
	KILGER, CHAD	86	17	19	36	36	F	15	1998-99
	KIMBLE, DARIN	79	4	2	6	163	F	20, 29	1993-95
	KING, KRIS	13	1	0	1	8	L	16, 12	2000
	KLEMM, JON	171	6	31	37	106	D	42	2001-04
	KLIMOVICH, SERGEI	1	0	0	0	2	F	17	1996-97
PLAYERS	KLINGBEIL, IKE	5	1	2	3	2	D	5	1936-37
	KLINKHAMMER, ROB	1	0	0	0	0	L	59	2010
	KOCI, DAVID	27	0	0	0	156	L	48	2006-08
	KONROYD, STEVE	251	10	47	57	179	D	5	1988-92
	KONTIOLA, PETRI	12	0	5	5	6	C	34	2007-09
	KOPECKY, TOMAS	155	25	38	63	88	R	82	2009-10
	KORAB, JERRY	196	25	34	59	341	D	22	1970-73
	KOROLEV, IGOR	192	16	35	51	72	F	22	2001-04
	KOROLL, CLIFF	814	208	254	462	376	F	20	1969-80
	KOSTKA, MICHAEL	9	2	1	3	8	D	6	2013-14
2018-19	KRAVCHUK, IGOR	56	7	17	24	34	D	3	1991-93
	KRIVOKRASOV, SERGEI	225	42	41	83	146	F	58, 55, 25	1992-98
	KRUGER, MARCUS	472	37	80	117	206	F	16, 22	2011-17, 2018-19
	KRYSKOW, DAVE	83	8	12	20	22	F	14, 17	1972-74
	KRYZNOWSKI, ED	5	0	0	0	0	F	6	1952-53
	KUCERA, FRANTISEK	232	14	49	63	161	D	6	1990-94
	KUKKONEN, LASSE	64	5	10	15	34	D	47, 6	2003-07
	KUNITZ, CHRIS	56	5	5	10	23	F	14	2018-19
	L'ABBE, MAURICE	5	0	1	1	0	F	18	1972-73
	LACROIX, ANDRE	51	4	7	11	6	F	18	1971-72
OPPONENTS	LADD, ANDREW	203	45	66	111	105	L	16	2008-10, 2016
	LAFLAMME, CHRISTIAN	138	2	23	25	131	D	44, 3	1997-99
	LAFRANCE, LEO	15	1	0	1	4	F	14	1927-28
	LAING, QUINTIN	3	0	1	1	0	F	45	2003-04
	LALANDE, HEC	140	21	37	58	116	F	17, 19	1953-54, 55-58
	LALIME, PATRICK	44	0	0	0	8	G	40	2006-08
	LALONDE, SHAWN	1	0	0	0	0	D	42	2013
	LAMOTHE, MARC	2	0	0	0	0	G	31	1999-2000
	LANG, ROBERT	76	21	33	54	50	C	20	2007-08
	LANZ, RICK	1	0	0	0	2	D	42	1991-92
TRADITION	LAPORTE, MARTIN	216	30	32	62	251	F	22	2005-08
	LAPRAIRIE, BENJAMIN	7	0	0	0	0	D	3	1936-37
	LARMER, JEFF	45	9	13	22	20	F	10	1983-86
	LARMER, STEVE	891	406	517	923	475	F	28, 31	1980-93
	LAROCHELLE, WILDOR	70	11	12	23	14	F	14	1935-37
	LAROCQUE, MICHEL	3	0	0	0	0	G	30	2000-01
	LAUER, BRAD	13	0	1	1	6	F	11, 15	1991-93
	LAVARRE, MARK	78	9	16	25	58	F	7, 15	1985-88
	LEBLANC, DREW	2	0	0	0	0	F	14	2013
	LEBLANC, J.P.	6	1	2	3	0	F	22	1968-69
RECORDS	LEBLANC, RAY	1	0	0	0	0	G	50	1991-92
	LECUYER, DOUG	69	4	10	14	100	F	7	1978-81
	LEDDY, NICK	258	20	73	93	34	D	8	2010-14
	LEDINGHAM, WALT	9	0	1	1	4	F	24	1972-73
	LEHMAN, HUGH	48	0	0	0	0	G	1, 16	1926-28
	LEIER, ED	16	2	1	3	2	F	18	1949-51
	LEIGHTON, MICHAEL	43	0	2	2	2	G	30, 49	2002-04
	LEMIEUX, JOCELYN	331	44	57	101	420	F	26	1989-94
	LEPISTO, SAMI	26	1	2	3	4	D	20	2011-12
	LEROUX, JEAN-YVES	220	16	22	38	146	F	37, 23	1997-2001
PLAYOFFS	LESIEUR, ART	3	0	0	0	0	D	12	1928-29
	LESWICK, JACK	37	1	7	8	16	F	9	1933-34
	LESWICK, TONY	70	11	11	22	71	F	8	1955-56
	LEVINSKY, ALEX	197	8	24	32	171	D	8	1934-39
	LEWICKI, DANNY	58	8	14	22	4	F	8	1958-59
	LINDSAY, TED	206	44	79	123	385	F	7	1957-60
	LITZENBERGER, ED	438	145	199	344	239	F	12	1954-61
	LOCKING, NORMAN	48	2	6	8	26	F	9	1934-36
	LOGAN, DAVE	178	4	24	28	348	D	2, 4, 6, 14	1975-80
	LOPRESTI, SAM	74	0	0	0	0	G	1	1940-42

ALL-TIME ROSTER

NAME	GP	G	A	PTS	PIM	POS	UNIFORM NO.	YEARS
LOUGHLIN, CLEM	24	0	1	1	16	D	2	1928-29
LOW, REED	6	0	0	0	31	R	34	2006-07
LOWREY, GERRY	48	8	3	11	32	F	8	1931-32
LUDZIK, STEVE	413	46	92	138	327	F	29, 31	1981-89
LUMLEY, HARRY	134	0	0	0	6	G	1	1950-52
LUNDE, LEN	84	10	29	39	32	F	18	1962-63, 65-66
LUNDY, PAT	61	9	9	18	9	F	9, 14, 18	1950-51
LYNN, VIC	40	1	10	11	25	D	10	1952-54
LYSIAK, TOM	474	137	275	412	238	F	12	1978-86
MACDONALD, CRAIG	25	3	2	5	14	C	27	2006-07
MACKAY, DAVE	27	3	0	3	28	D	4, 11	1940-41
MACKAY, MICKEY	70	31	12	43	46	F	6	1926-28
MACKENZIE, BILL	102	2	3	5	70	D	4, 9	1952-53, 57-60
MACKAY, DAVE	46	2	5	7	149	F	26	1987-89
MACMILLAN, BOB	36	5	7	12	12	F	11	1984-85
MACNEIL, AL	260	10	46	56	344	D	19	1962-66
MADDEEN, JOHN	79	10	13	23	12	C	11	2009-10
MAGGS, DARYL	76	7	4	11	8	D/F	17, 4	1971-73
MAGNUSON, KEITH	589	14	125	139	1,440	D	3	1969-80
MAKI, CHICO	841	143	293	436	345	F	16, 18	1961-74, 75-76
MAKI, WAYNE	50	5	5	10	32	F	14	1967-69
MALONEY, DAN	131	25	31	56	237	F	19	1970-71, 72-73
MALONEY, PHIL	46	8	6	14	4	F	18	1958-60
MANELUK, MIKE	28	4	3	7	8	F	14	1998-99
MANNING, BRANDON	27	1	2	3	21	D	23	2018-19
MANSON, DAVE	431	45	110	155	1,322	D	3, 8, 11, 14, 22	1986-91, 98-2000
MARCH, HAROLD "MUSH"	761	153	231	384	546	F	5	1928-45
MARCHMENT, BRYAN	149	11	29	40	523	D	2	1991-94
MARHA, JOSEF	118	12	20	32	28	F	44, 11	1998-2001
MARIUCCI, JOHNNY	224	11	34	45	328	D	2, 11	1940-42, 45-48
MARKS, JOHN	657	112	163	275	330	F	11	1972-82
MAROS, JEAN	2	0	0	0	0	G	1	1953-54
MAROTTE, GILLES	192	10	63	73	294	D	2	1967-70
MARSH, PETER	197	24	44	68	156	D	17	1980-84
MARTIN, CLARE	30	1	2	3	6	D	6	1951-52
MARTIN, FRANK	200	8	27	35	78	D	4, 19, 20	1954-58
MARTIN, PIT	740	243	384	627	439	F	7	1967-78
MARTINSEN, ANDREAS	33	2	3	5	31	F	29	2017-19
MASHINTER, BRANDON	41	4	1	5	23	L	53	2015-
MASNICK, PAUL	14	1	0	1	8	F	18	1954-55
MASON, BOB	41	0	2	2	0	G	31	1987-88
MASON, CHARLEY	13	1	3	4	0	F	14	1938-39
MATTE, JOE	12	0	2	2	8	D	11	1942-43
MATTEAU, STEPHANE	164	35	42	77	198	F	32	1991-94
MAYERS, JAMAL	100	6	11	17	107	R	22	2011-13
MAZUR, ED	15	0	1	1	4	F	19	1956-57
McALPINE, CHRIS	90	0	9	9	68	D	39, 4	2000-02
McAMMOND, DEAN	154	25	40	65	117	F	19, 34	1991-92, 99-2001
McBURNEY, JIM	1	0	1	1	0	F	14	1952
McCABE, BRYAN	79	6	19	25	139	D	44	1999-2000
McCAIG, DOUG	171	3	12	15	138	D	6	1948-51
McCALMON, ED	23	2	0	2	6	F	11	1927-28
MCCARTHY, STEVE	134	3	13	16	45	D	5	1999-2004
MCCORMACK, JOHN	63	5	7	12	8	F	17	1954-55
McDILL, JEFF	1	0	0	0	0	F	27	1976-77
McDONALD, AB	265	73	107	180	59	F	14	1960-64
McDONALD, BYRON	26	6	13	19	0	F	16	1944-45
McFADDEN, JIM	159	36	48	84	49	F	18	1951-54
McFARLANE, GORDON	2	0	0	0	0	D	12	1926-27
McFADYEN, DON	176	12	34	46	77	F	15	1952-56
McGILL, BOB	281	10	26	36	641	D	25	1987-91
McGILL, RYAN	9	0	2	2	20	D	45	1991-92
McINTYRE, JACK	231	52	39	91	98	F	11, 20	1953-58
McKAY, RAY	28	0	1	1	35	D	5, 17	1968-71
McKEGNEY, IAN	3	0	0	0	2	D	24	1976-77
McKEGNEY, TONY	9	0	1	1	4	F	11	1990-91
McKENZIE, JOHN	128	20	23	43	114	F	18, 21	1958-59, 63-65
McKINNON, ALEX	44	1	1	2	54	F	6	1928-29
McLEAN, BRETT	78	11	20	31	54	F	53	2002-04
McMAHON, MIKE	20	0	8	8	6	D	4	1968-69

LEADERSHIP
PLAYERS
2018-19
OPPONENTS
TRADITION
RECORDS
PLAYOFFS
HISTORY
MINORS
MEDIA

ALL-TIME ROSTER

	NAME	GP	G	A	PTS	PIM	POS	UNIFORM NO.	YEARS
LEADERSHIP	McMURCHY, TOM	46	4	3	7	57	F	22, 23	1983-86
	McNEILL, MARK	1	0	0	0	0	R	41	2016-2017
	McNEILL, MIKE	23	2	2	4	6	F	41	1990-91
	McRAE, BASIL	8	0	0	0	12	F	17	1996-97
	McVEIGH, CHARLES	84	18	12	30	27	F	7	1926-28
	MELNYK, GERRY	63	5	16	21	2	F	12	1961-62, 64-65
	MELOCHE, GILLES	2	0	0	0	0	G	30	1970-71
	MENARD, HILLARY	1	0	0	0	0	D	6	1953-54
	MENARD, HOWIE	19	2	3	5	8	F	19	1969-70
	MICHALUK, ART	5	0	0	0	0	D	4, 20	1947-48
PLAYERS	MICHALUK, JOHN	1	0	0	0	0	F	17	1950-51
	MICKEY, LARRY	1	0	0	0	0	F	6	1964-65
	MICKOSKI, NICK	220	49	65	114	138	F	9	1954-58
	MIKITA, STAN	1,394	541	926	1,467	1,264	F	21	1958-80
	MILLEN, GREG	13	0	1	1	0	G	29	1989-91
	MILLER, EARL	94	16	11	27	122	F	9, 15	1927-32
	MILLER, JACK	17	0	0	0	4	F	11, 14	1949-51
	MILLER, KEVIN	106	18	24	42	49	F	16, 17	1996-98
	MILLER, KIP	10	1	4	5	2	F	14, 23	1995-96
	MILLS, BRAD	3	0	0	0	0	C	51	2013
2019-20	MILLS, CRAIG	27	0	3	3	36	F	46, 39, 22	1997-99
	MIRONOV, BORIS	220	21	69	90	231	D	3, 2	1999-2003
	MISZUK, JOHN	5	1	1	2	2	D	4, 10	1965-67
	MITCHELL, RED	83	4	5	9	67	D	8, 20	1941-43, 44-45
	MOEN, TRAVIS	82	4	2	6	142	F	59	2003-04
	MOHNS, DOUG	415	116	163	279	372	D/F	2, 11	1964-71
	MONTADOR, STEVE	52	5	9	14	45	D	5	2011-12
	MORAN, AMBY	23	1	1	2	14	D	12	1927-28
	MORE, JAY	17	0	2	2	8	D	4	1997-98
	MOREAU, ETHAN	210	33	32	65	284	F	40, 23, 19, 17	1996-99
OPPONENTS	MORENZ, HOWIE	72	12	36	48	41	F	3	1934-36
	MORGAN, JASON	7	1	1	2	6	F	38	2005-06
	MORIN, JEREMY	54	8	8	16	56	F	27, 11	2010-14
	MORRISON, BRENDAN	11	0	0	0	6	F	17	2011-12
	MORRISON, DON	59	8	12	20	6	F	5	1950-51
	MORTSON, GUS	390	25	80	105	647	D	2	1952-58
	MOSDELL, KEN	25	2	4	6	8	F	18	1956-57
	MOSIENKO, BILL	711	258	282	540	133	F	8, 10	1941-55
	MOTTE, TYLER	33	4	3	7	14	F	64	2016-17
	MUIR, BRYAN	64	3	7	10	63	D	37, 45	1998-99
TRADITION	MULVEY, GRANT	574	148	133	281	797	F	22	1974-83
	MUNI, CRAIG	18	0	4	4	12	D	3	1992-94
	MUNRO, ADAM	17	0	1	1	2	G	30	2003-06
	MURPHY, CONNOR	128	7	20	27	74	D	5	2017-
	MURPHY, JOE	210	83	96	179	304	F	17	1992-96
	MURPHY, RON	459	105	127	232	233	F	10	1957-64
	MURRAY, BOB	1008	132	382	514	873	D	6	1975-90
	MURRAY, CHRIS	4	0	0	0	14	F	15	1998-99
	MURRAY, TROY	688	197	291	488	707	F	19	1981-91, 92-94
	NABOKOV, DMITRI	25	7	4	11	10	F	46	1997-98
RECORDS	NASREDDINE, ALAIN	7	0	0	0	19	D	32	1998-99
	NATRASS, RALPH	223	18	38	56	308	D	5, 17	1946-50
	NESTERENKO, ERIC	1013	207	288	495	1014	F	15	1956-72
	NICHOL, SCOTT	75	7	11	18	145	F	12	2003-04
	NICHOLLS, BERNIE	107	41	70	111	92	F	92	1994-96
	NICHOLSON, HICKEY	2	1	0	1	0	F	14	1937-38
	NICKULAS, ERIC	21	1	1	2	8	F	20	2003-04
	NIEMI, ANTTI	42	0	1	1	0	G	31	2009-10
	NIEMINEN, VILLE	60	2	11	13	40	F	20	2003-04
	NIKOLUSHIN, ANDREI	60	6	15	21	26	F	11	2002-03
PLAYOFFS	NILSSON, JACOB	2	0	0	0	0	F	67	2018-19
	NOONAN, BRIAN	329	63	85	148	300	F	10	1987-94
	NORDQVIST, JONAS	3	0	2	2	2	F	32	2006-07
	NORDSTROM, JOAKIM	54	1	5	6	6	F	42	2013-15
	NORRIS, JACK	10	0	0	0	0	G	30	1967-69
	NORTHCOTT, LAWRENCE	46	5	7	12	9	F	11	1938-39
	NYLANDER, MICHAEL	239	63	117	180	112	F	37, 92	1999-03
	NYLUND, GARY	179	14	37	51	461	D	22	1986-89
	O'CALLAHAN, JACK	303	15	64	79	393	D	5	1982-87
	O'CONNELL, MIKE	166	18	61	79	106	D	14	1977-81
HISTORY	ODELEIN, LYLE	77	7	6	13	80	D	7	2002-03
MINORS									
MEDIA									

ALL-TIME ROSTER

NAME	GP	G	A	PTS	PIM	POS	UNIFORM NO.	YEARS
O'DONNELL, SEAN	51	0	7	7	23	D	6	2011-12
ODUYA, JOHNNY	234	10	35	45	82	D	27	2012-15, 2017
OESTERLE, JORDAN	55	5	10	15	8	D	82	2017-18
O'SHEA, DANNY	66	10	16	26	38	F	11	1970-72
OGILVIE, BRIAN	12	1	2	3	4	F	18	1972-73
OLCZYK, ED	322	77	132	209	274	F	16	1984-87, 98-2000
OLESZ, ROSTISLAV	6	0	0	0	6	F	85	2011
OLMSTEAD, BERT	94	22	32	54	44	F	14, 19	1948-51
OLSEN, DYLAN	28	0	1	1	6	D	34	2012
ORBAN, BILL	84	7	8	15	50	F	6	1967-69
ORR, BOBBY	26	6	21	27	29	D	4	1976-77, 78-79
OUELLETTE, EDDIE	43	3	2	5	11	F	16	1935-36
PAHLSSON, SAMUEL	13	2	1	3	2	F	26	2009
PALANGIO, PETE	49	10	10	20	20	F	18	1936-38
PALLOTTA, MICHAEL	1	0	1	1	0	D	47	2015
PALMER, ROB	16	0	3	3	2	F	14	1973-76
PANARIN, ARTEMI	162	61	90	151	53	L	72	2015-17
PANG, DARREN	81	0	9	9	6	G	34, 40	1984-85, 87-89
PANIK, RICHARD	149	34	34	68	90	L	14	2016-18
PAPIKE, JOE	20	3	3	6	4	F	11, 14	1940-42, 44-45
PAPPIN, JIM	488	216	228	444	447	F	8	1968-75
PARENTEAU, PIERRE	5	0	1	1	2	F	58	2006-07
PASSMORE, STEVE	73	0	1	1	19	G	29, 37	1999-00, 01-04
PATERSON, RICK	430	50	43	93	136	F	8, 26, 27	1979-87
PAYNTER, KENT	3	0	0	0	4	D	7, 33, 38	1987-89
PELENSKY, PERRY	4	0	0	0	5	F	34	1983-84
PELLETIER, MARCEL	6	0	0	0	2	G	1	1950-51
PELLETIER, PASCAL	7	0	0	0	0	F	27	2008-09
PELUSO, MIKE	118	12	4	16	743	F/D	26, 44	1989-92
PELUSO, MIKE	37	4	2	6	19	F	17	2001-02
PERLINI, BRENDAN	46	12	3	15	20	F	11	2018-
PERREAULT, YANIC	53	9	5	14	24	F	94	2007-08
PETERS, JIM	186	43	46	89	55	F	7, 14, 15	1951-54
PHILLIPOFF, HAROLD	23	0	4	4	26	F	19	1978-80
PILOTE, PIERRE	821	77	400	477	1211	D	3, 21, 22	1955-68
PINDER, GERRY	149	32	38	70	76	F	18	1969-71
PIRRI, BRANDON	35	6	7	13	6	F	37	2010-13
PISANI, FERNANDO	60	7	9	16	10	F	15	2010-11
PLANTE, DEREK	17	1	1	2	2	F	12	1999-2000
PLANTE, PIERRE	77	10	18	28	59	F	15	1977-78
PLAYFAIR, JIM	19	1	3	4	49	D	20, 37, 39	1987-89
POAPST, STEVE	220	7	23	30	118	D	42, 8	2000-04
POETA, TONY	1	0	0	0	0	F	34	1951-52
POILE, BUD	58	23	29	52	19	F	11, 19	1947-49
PORTLAND, JACK	26	1	4	5	26	D	11	1939-41
POSA, VICTOR	2	0	0	0	2	F	34	1985-86
POTULNY, RYAN	3	0	0	0	0	F	21	2010-11
POULIN, PATRICK	141	34	36	70	109	F	44	1993-96
POWELL, RAY	31	7	15	22	2	F	12, 18	1950-51
POWIS, GEOFFREY	2	0	0	0	0	F	5	1967-68
POWIS, LYNN	57	8	13	21	6	F	12	1973-74
PRESLEY, WAYNE	355	93	93	186	495	F	17	1984-91
PRESTON, RICH	429	96	127	223	257	F	11, 16	1979-84, 86-87
PRICE, JACK	57	4	6	10	24	D	9, 19	1951-54
PROBERT, BOB	461	49	76	125	1,210	F	24	1995-2002
PROKOPEC, MIKE	15	0	0	0	11	F	23	1995-97
PRYSTAI, METRO	242	60	56	116	111	F	4, 6, 17	1947-50, 54-56
PURPUR, CLIFF	119	24	33	57	38	F	3, 4	1941-45
QUACKENBUSH, MAX	14	0	1	1	4	D	19, 20	1951-52
QUINT, DERON	51	4	7	11	18	D	2	2003-04
QUINTAL, STEPHANE	72	1	18	19	60	D	4	2000-01
RAANTA, ANTTI	39	0	1	1	0	G	31	2013-15
RADULOV, IGOR	43	9	7	16	22	F	50	2002-04
RAGLAN, CLARENCE	67	1	8	9	38	D	3, 6, 19	1951-53
RAMSAY, LES	11	2	2	4	2	F	15	1944-45
RASMUSSEN, DENNIS	112	8	9	17	16	C	70	2015-17
RAVLICH, MATT	245	5	47	52	254	D	5	1964-69
REDMOND, DICK	341	71	156	227	218	D	15	1972-77
REEKIE, JOE	17	0	2	2	28	D	23	2001-02
REGIN, PETER	21	2	3	5	2	F	12	2014-15
REIBEL, EARL	40	4	12	16	6	F	9	1957-58

LEADERSHIP	PLAYERS	2018-19	OPPONENTS	TRADITION	RECORDS	PLAYOFFS	HISTORY	MINORS	MEDIA
------------	---------	---------	-----------	-----------	---------	----------	---------	--------	-------

ALL-TIME ROSTER

	NAME	GP	G	A	PTS	PIM	POS	UNIFORM NO.	YEARS
LEADERSHIP	REID, TOM	86	0	7	7	37	D	4	1967-69
	REISE, LEO, JR.	23	0	0	0	19	D	8	1945-47
	RHEAUME, PASCAL	19	0	2	2	4	F	15	2001-02
	RIBBLE, PAT	35	2	5	7	22	D	5	1978-80
	RICHARDS, BRAD	76	12	25	37	12	F	91	2014-15
	RICHARDSON, DAVE	3	0	0	0	2	F	6	1965-66
	RICHMOND, DANNY	39	0	2	2	68	D	44	2005-08
	RILEY, JIM	3	0	0	0	0	D/F	14	1926-27
	RIPLEY, VIC	174	41	24	65	125	F	4	1928-33
	ROBERTS, MOE	1	0	0	0	0	G	1	1951-52
PLAYERS	ROBIDAS, STEPHANE	45	2	10	12	33	D	17	2003-04
	ROBIDOUX, FLORENT	52	7	4	11	75	F	19, 22, 25	1980-82, 83-84
	ROBINSON, DOUG	40	2	9	11	8	F	5, 14	1964-65
	ROBINSON, EARL	48	9	6	15	13	F	10	1938-39
	RODDEN, EDDIE	27	3	4	7	6	F	8	1926-28
	ROENICK, JEREMY	524	267	329	596	570	F	51, 27	1988-96
	ROLLINS, AL	308	0	1	1	39	G	1	1952-57
	ROMANCHYCH, LARRY	10	0	2	2	2	F	28	1970-71
	ROMNES, ELUVYN "DOC"	309	60	120	180	40	F	12, 17, 19	1930-39
	ROTA, DARCY	448	117	110	227	450	F	18	1973-79
2019-19	ROYER, REMI	18	0	0	0	67	D	6	1998-99
	ROZISVAL, MICHAL	207	4	45	49	115	D	32	2013-18
	RUCINSKI, MIKE	1	0	0	0	0	F	36	1988-89
	RUNDBLAD, DAVID	63	3	13	16	18	D	5	2014-16
	RUSKOWSKI, TERRY	211	30	138	168	609	F	8	1979-83
	RUSSELL, CAM	361	8	19	27	788	D	52, 8	1989-98
	RUSSELL, PHIL	504	53	176	229	1,288	D	5	1972-79
	RUTTA, JAN	80	8	18	26	36	D	44	2017-19
	RUUTU, TUOMO	228	48	60	108	259	F	15	2003-08
	RUUTTU, CHRISTIAN	158	28	62	90	208	F	22	1992-95
OPPONENTS	RYCHEL, WARREN	2	0	0	0	17	F	23, 42	1988-89, 90-91
	SAAD, BRANDON	370	93	115	208	70	F	43, 20	2011-15, 2017-
	SALMELAINEN, TONY	57	6	11	17	26	L	8	2006-07
	SAMSONOV, SERGEI	23	0	4	4	6	F	14	2007-08
	SANFORD, ED	56	12	9	21	50	F	10	1955-56
	SANIPASS, EVERETT	126	17	26	43	309	F	7	1986-90
	SASAKAMOOSE, FRED	11	0	0	0	6	F	21	1953-54
	SAUVE, BOB	84	0	5	5	33	G	31, 40	1985-87
	SAVARD, DENIS	881	377	719	1,096	1,005	F	18	1980-90, 95-97
	SAVARD, JEAN	42	7	12	29	29	F	27	1977-79
TRADITION	SCEVOUR, DARIN	1	0	0	0	0	F	32	1986-87
	SCHAEFFER, PAUL	5	0	0	0	6	D	15	1936-37
	SCHMALTZ, NICK	162	29	62	91	30	F	8	2016-19
	SCHMAUTZ, BOBBY	76	12	9	21	43	F	19	1967-69
	SCUSIZZ, ENIO	14	0	2	2	0	F	14	1952-53
	SCOTT, JOHN	69	0	2	2	120	D/F	32	2010-12
	SCUDERI, ROB	17	0	0	0	0	D	47	2015-16
	SEABROOK, BRENT	1082	100	360	460	653	D	7	2005-
	SECORD, AL	466	213	160	373	1,426	F	14, 20	1980-87, 89-90
	SEDLBAUER, RON	84	25	13	38	26	F	19	1979-81
RECORDS	SEIBERT, EARL	410	57	134	191	400	D	17	1935-45
	SEKAC, JIRI	6	0	1	1	2	L	34	2015-16
	SHANTZ, JEFF	312	36	80	116	155	F	11	1993-98
	SHARP, PATRICK	749	249	283	532	411	F	10	2005-15, 2017-18
	SHARPLEY, GLEN	71	19	23	42	23	F	7	1980-82
	SHAW, ANDREW	322	70	67	137	300	F	65	2012-16
	SHEA, PAT	10	0	1	1	0	D	10	1931-32
	SHEEHAN, BOBBY	78	11	20	31	18	F	27	1975-76
	SHELTON, DOUG	5	0	1	1	2	F	19	1967-68
	SHEPPARD, JOHN	41	3	4	7	4	F	4	1933-34
PLAYOFFS	SHILL, JACK	48	6	7	13	12	D	3	1937-39
	SHMYR, PAUL	84	2	16	18	75	D	3, 4, 23, 24	1968-71
	SIKURA, DYLAN	33	0	8	8	0	F	95	2017-
	SIMON, CHRIS	61	12	6	18	125	F	17	2002-03
	SIMON, JOHN	28	0	0	0	14	D	17	1944-45
	SIMPSON, KENT	1	0	0	0	0	G	40	2013
	SIMPSON, REID	91	8	6	14	247	F	33	1997-99
	SIMPSON, TODD	45	0	3	3	116	D	27	2005-06
	SKALDE, JARROD	7	0	1	1	4	F	16	1997-98
	SKILLE, JACK	79	12	13	25	30	R	11, 20	2007-11

ALL-TIME ROSTER

NAME	GP	G	A	PTS	PIM	POS	UNIFORM NO.	YEARS
SKORODENSKI, WARREN	32	0	0	0	2	G	1	1981-82, 84-87
SKOV, GLEN	346	44	75	119	150	F	14	1955-60
SLEAVER, JOHN	13	1	0	1	4	F	15	1953-54, 56-57
SLOAN, TOD	195	58	78	136	189	F	9	1958-61
SMITH, BEN	156	23	16	39	4	F	57, 28	2010-15
SMITH, CLINT	202	81	121	202	12	F	2, 3	1945-47
SMITH, DES	26	1	4	5	27	D	11	1939-40
SMITH, GARY	51	0	0	0	5	G	1	1971-73
SMITH, GLEN	2	0	0	0	0	F	1	1950-51
SMITH, STEVE	317	25	111	136	920	D	3, 5	1991-97
SMITH, WAYNE	2	1	1	2	2	D	5	1966-67
SMOLENAK, RADEK	1	0	0	0	5	L	52	2010
SMOLINSKI, BRYAN	62	14	23	37	29	C	11	2006-07
SMYTH, GREG	60	0	3	3	141	D	3	1993-95
SOLHEIM, KEN	5	2	0	2	0	F	5	1980-81
SOMERS, ART	77	14	19	33	111	F	6	1929-31
SOPEL, BRENT	154	3	27	30	70	D	5	2007-10
SOUCY, CHRISTIAN	1	0	0	0	0	G	50	1993-94
SPACEK, JAROSLAV	155	15	45	60	121	D	3, 6	2000-02, 05-06
ST. LAURENT, DOLLARD	270	10	51	61	190	D	19	1958-62
ST. PIERRE, MARTIN	21	1	3	4	8	F	47	2005-08
STALBERG, VIKTOR	205	43	47	90	102	R	25	2010-15
STANFIELD, FRED	107	10	12	22	14	F	6, 18	1964-67
STANLEY, ALLAN	111	14	28	42	92	D	4	1954-56
STANLEY, BARNEY	1	0	0	0	0	F	14	1927-28
STANTON, RYAN	1	0	0	0	2	D	55	2013
STAPLETON, MIKE	125	9	21	30	82	F	12, 15, 16	1986-89, 90-92
STAPLETON, PAT	545	41	286	327	301	D	12	1965-73
STASIUK, VIC	38	6	4	10	8	F	17, 18	1949-51
STEVENSON, DOUG	4	0	0	0	0	G	1	1944-46
STEWART, GAYE	178	70	66	136	172	F	10, 15	1947-50
STEWART, JACK	63	1	5	6	61	D	2	1950-52
STEWART, KARL	37	2	3	5	43	L	57	2006-07
STEWART, KEN	6	1	1	2	0	D	10	1941-42
STRATTON, ART	2	0	0	0	0	F	10	1965-66
STROME, DYLAN	58	17	34	51	14	F	17	2018-19
STRUDWICK, JASON	102	3	6	9	160	F/D	34	2002-04
SULLIVAN, FRANK	2	0	0	0	0	D	—	1954-56
SULLIVAN, RED	133	33	68	101	109	F	7, 8, 21	1954-56
SULLIVAN, STEVE	370	118	185	303	251	F	15, 26	1999-2004
SUOMI, AL	5	0	0	0	0	F	14	1936-37
SUTER, GARY	301	53	126	179	284	D	6, 20	1993-98
SUTTER, BRENT	417	76	143	219	293	F	12	1991-98
SUTTER, DARRYL	406	161	118	279	286	F	27	1979-87
SUTTER, DUANE	184	18	32	50	440	F	12, 16	1987-90
SUTTER, RICH	98	12	14	26	136	F	15	1993-95
SVEDBERG, VIKTOR	27	2	2	4	4	D	43	2015-18
SYKORA, MICHAL	56	2	12	14	22	D	6	1997-98
TAFFE, JEFF	1	0	0	0	0	C	23	2010
TALLAS, ROBBIE	12	0	0	0	0	G	32	2000-01
TALLON, DALE	325	44	112	156	296	D	19	1973-78
TANTI, TONY	3	1	0	1	0	F	8, 11	1981-83
TAYLOR, HARRY	15	1	1	2	0	D	9, 15	1951-52
TAYLOR, RALPH	80	2	1	3	142	D	12	1927-30
TEPPER, STEPHEN	1	0	0	0	0	F	68	1992-93
TERAVAINEN, TEUVO	115	17	27	44	22	C	86	2014-16
TERBENCHE, PAUL	68	3	7	10	8	D	18	1967-68
TERRERI, CHRIS	28	0	1	1	2	G	40	1997-98
THIBAUT, JOCELYN	321	0	4	4	12	G	41	1998-2004
THOMAS, CY	6	1	0	1	8	F	15	1947-48
THOMAS, STEVE	334	110	120	230	423	F	32	1987-92, 2001-03
THOMPSON, PAUL	365	118	146	264	196	F	6	1931-39
THOMS, BILL	253	63	112	175	59	F	12	1938-45
THOMSON, JIM	70	4	7	11	75	D	5	1957-58
THORNTON, SHAWN	31	2	1	3	70	F	49, 33, 29	2002-06
TICHY, MILAN	13	0	1	1	30	D	43	1992-93
TIKHONOV, VIKTOR	11	0	0	0	6	R	14	2015
TIMGREN, RAY	14	1	1	2	2	F	16, 19	1954-55
TIMONEN, KIMMO	16	0	0	0	2	D	44	2015
TODD, KEVIN	35	5	6	11	16	F	14	1993-94

LEADERSHIP
PLAYERS
2018-19
OPPONENTS
TRADITION
RECORDS
PLAYOFFS
HISTORY
MINORS
MEDIA

ALL-TIME ROSTER

	NAME	GP	G	A	PTS	PIM	POS	UNIFORM NO.	YEARS
	TOEWS, JONATHAN	873	327	428	755	437	C	19	2007-
	TONELLI, JOHN	33	1	7	8	37	F	72	1991-92
	TOOTOO, JORDIN	50	2	1	3	28	F	22	2016-
	TOPPAZZINI, JERRY	83	11	19	30	75	F	19	1953-55
	TOPPAZZINI, ZELLIO	7	0	0	0	0	F	15	1956-57
	TORKKI, JARI	4	1	0	1	0	F	44	1988-89
	TOUPIN, JAOUES	8	1	2	3	0	F	9	1943-44
	TOWNSEND, ART	5	0	0	0	0	D	11	1926-27
	TRAPP, BOB	82	4	4	8	131	D	2	1926-28
	TRAUB, PERCY	42	0	2	2	83	D	—	1926-27
	TREFILOV, ANDREI	7	0	0	0	0	G	45, 29	1997-98
	TRIMPER, TIM	30	6	10	16	10	F	28, 38	1979-80
	TRUDEL, LOUIS	215	28	45	73	94	F	11, 16	1933-38
	TURCO, MARTY	29	0	0	0	6	G	30	2010-11
	TURNER, BOB	139	11	5	16	72	D	2	1961-63
	TUTEN, AUDLEY	39	4	8	12	48	D	2	1941-43
	UBRIACO, GENE	22	1	1	2	2	F	19	1969-70
	ULANOV, IGOR	53	1	8	9	92	D	6, 45	1995-96
	UNDERHILL, MATT	1	0	0	0	0	G	40	2003-04
	VAIVE, RICK	106	55	39	94	168	F	27	1987-89
	VALK, GARRY	16	0	1	1	6	F	15	2002-03
	VANDENBUSSCHE, RYAN	263	7	10	17	592	F	34, 32, 19, 14, 23	1998-2004
	VANDERMEER, JIM	171	11	41	52	271	D	23	2003-07
	VAN DORP, WAYNE	69	7	4	11	331	F	23	1988-90
	VAN IMPE, ED	61	8	11	19	111	D	2	1966-67
	VAN RIEMSDYK, TREVOR	158	8	23	31	62	D	57	2014-17
	VARIS, PETRI	1	0	0	0	0	F	17	1997-98
	VASKO, ELMER	641	32	153	185	608	D	4, 22	1956-66
	VAYDIK, GREG	5	0	0	0	0	F	24	1976-77
	VEISOR, MIKE	62	0	2	2	0	G	1	1973-75, 76-80
	VILLEMURE, GILLES	21	0	0	0	0	G	1	1975-77
	VERMETTE, ANTOINE	19	0	3	3	6	F	80	2015
	VERSTEEG, KRIS	294	68	96	164	158	F	32, 23	2007-10, 13-15
	VINCELETTE, DAN	166	20	20	40	288	F	11, 16, 17, 29, 32	1987-90, 91-92
	VOKES, ED	5	0	0	0	0	F	8	1930-31
	VON ARX, RETO	19	3	1	4	4	C	17	2000-01
	VOPAT, ROMAN	3	0	0	0	4	F	14	1998-99
	VOROBIEV, PAVEL	57	10	15	25	38	F	32	2003-07
	VOSS, CARL	33	3	8	11	0	F	14	1937-38
	VRBATA, RADIM	122	27	48	75	42	D	16	2005-07
	WAITE, JIMMY	58	0	1	1	0	G	29, 30, 36, 49, 60	1988-93, 94-97
	WALKER, MATT	65	1	13	14	79	D	8	2008-09
	WALTON, MIKE	26	6	3	9	4	F	16	1978-79
	WARD, CAM	33	0	1	1	4	G	30	2018-19
	WARD, DON	3	0	0	0	0	D	4	1957-58
	WARES, EDDIE	106	8	18	26	55	D/F	15	1945-47
	WASNIE, NICK	14	1	0	1	22	F	13	1927-28
	WATSON, BILL	115	23	36	59	12	F	11, 14	1985-89
	WATSON, HARRY	168	36	49	85	19	F	5	1954-57
	WEINRICH, ERIC	356	21	92	113	309	D	2	1993-98
	WEISE, DALE	15	0	1	1	2	R	25	2016
	WENTWORTH, CY	216	17	24	41	149	D	10	1927-32
	WERENKA, BRAD	9	0	0	0	8	D	3	1995-96
	WHARRAM, KEN	766	252	281	533	220	F	11, 17, 21	1951-56, 58-69
	WHITE, BILL	415	30	149	179	336	D	2	1969-76
	WHITE, PETER	54	3	4	7	10	F	11, 16	2001-03
	WHITE, TODD	43	6	8	14	22	C	26	1997-2000
	WIEBE, ART	412	14	26	40	201	D	2, 10, 11	1932-44
	WILKINSON, NEIL	72	3	9	12	116	D/F	23	1993-94
	WILLIAMS, JASON	63	17	25	42	42	C	29	2006-08
	WILLIAMS, SEAN	2	0	0	0	4	F	53	1991-92
	WILSON, BEHN	262	39	106	145	607	D	23	1983-86, 87-88
	WILSON, CULLY	42	8	4	12	42	F	—	1926-27
	WILSON, DOUG	938	225	554	779	764	D	24	1977-91
	WILSON, JOHNNY	140	42	39	81	36	F	16	1955-57
	WILSON, LARRY	131	21	44	65	61	F	7, 16	1953-56
	WILSON, RIK	14	4	5	9	6	D	3, 44	1987-88
	WILSON, BOB	1	0	0	0	0	D	—	1953-54
	WILSON, ROGER	7	0	2	2	6	D	6	1974-75
	WINGELS, TOMMY	57	7	5	12	43	C	57	2017-18
	WISNIEWSKI, JAMES	168	13	43	56	192	D	43	2005-09
	WISTE, JIM	29	0	8	8	8	F	18, 22	1968-70

ALL-TIME ROSTER

NAME	GP	G	A	PTS	PIM	POS	UNIFORM NO.	YEARS
WITLUK, STEVE	33	3	8	11	14	F	9, 15	1951-52
WOIT, BENNY	72	1	8	9	48	D	6	1955-57
WYLIE, DUANE	14	3	3	6	2	F	24, 27	1974-75, 76-77
YAKUBOV, MIKHAIL	40	2	9	11	16	F	36, 12	2003-06
YAREMCHUK, KEN	188	30	43	73	78	F	7, 15	1983-86
YAWNEY, TRENT	280	16	55	71	398	D	8, 5	1987-91, 97-99
YOUNG, BRIAN	8	0	2	2	6	D	25	1980-81
YOUNG, HOWIE	96	3	14	17	166	D	2, 3	1963-64, 68-69
YSEBAERT, PAUL	26	9	8	17	14	F	14	1993-95
ZAHARKO, MILES	58	4	13	17	58	D	7, 8, 26	1978-79, 80-82
ZEIDEL, LARRY	64	1	6	7	102	D	6	1953-54
ZELEPUKIN, VALERI	36	3	4	7	18	L	29	2000-01
ZHAMNOV, ALEXEI	528	140	284	424	419	C	26, 36, 13	1996-2004
ZMOLEK, DOUG	105	2	21	23	162	D	4	1998-2000
ZOBOROSKY, MARTY	1	0	0	0	2	D	3	1944-45
ZYUZIN, ANDREI	32	2	3	5	38	D	27	2007-08

LEADERSHIP

PLAYERS

2018-19

OPPONENTS

TRADITION

RECORDS

PLAYOFFS

HISTORY

MINORS

MEDIA

ALL-TIME GOALIE REGISTER

	NAME	GP	W	L	T	OT	SO	MINS	GA	AVG	A	PIM
	TONY ESPOSITO	873	418	302	148	-	74	51,839	2,529	2.93	25	31
	GLENN HALL	618	276	229	107	-	51	36,621	1,586	2.6	6	52
	COREY CRAWFORD	448	244	142	-	50	24	25,780	1,038	2.42	9	18
	ED BELFOUR	415	201	138	56	13	30	23,679	1,047	2.65	18	240
	JOCELYN THIBAUT	321	137	142	37	12	28	18,605	816	2.63	4	12
	MURRAY BANNERMAN	288	116	125	33	-	8	16,450	1,051	3.83	10	37
	MIKE KARAKAS	331	114	165	52	-	28	20,304	982	2.91	1	9
	CHARLIE GARDINER	316	112	151	52	-	42	19,687	664	2.02	0	2
	NIKOLAI KHABIBULIN	206	91	80	-	25	6	11,767	557	2.84	5	30
	DENIS DEJORDY	199	86	70	35	-	13	11,302	518	2.75	2	2
	AL ROLLINS	308	81	171	56	-	17	18,480	932	3.03	1	39
	JEFF HACKETT	173	63	75	25	11	14	9,850	403	2.45	3	30
	CRISTOBAL HUET	89	46	29	-	8	7	5,082	213	2.51	0	6
	SCOTT DARLING	75	39	17	-	9	4	4,082	161	2.37	0	0
	BOB SAUVE	84	38	32	7	-	1	4,759	297	3.74	5	33
	RAY EMERY	55	32	10	-	4	3	2,890	119	2.47	1	2
	SAM LOPRESTI	74	30	38	6	-	4	4,530	236	3.13	0	0
	ALAIN CHEVRIER	66	29	25	5	2	0	3,467	224	3.88	2	6
	HARRY LUMLEY	134	29	85	19	-	5	7,965	482	3.67	0	6
	ANTTI NIEMI	42	27	8	-	5	7	2,331	90	2.32	1	0
	DARREN PANG	81	27	35	7	1	0	4,252	287	4.05	9	6
	LORNE CHABOT	48	26	17	5	-	8	2,940	88	1.8	0	0
	GARY SMITH	51	24	15	8	-	5	2,880	141	2.94	0	5
	EMILE FRANCIS	73	25	42	6	-	1	4,380	287	3.93	0	6
	PAUL GOODMAN	52	23	20	9	-	6	3,240	117	2.17	0	0
	FRANK BRIMSEK	70	22	38	10	-	5	4,200	244	3.49	0	2
	DAVE DRYDEN	68	24	23	4	-	4	3,200	171	3.21	2	0
	JIM HENRY	60	21	31	8	-	0	3,600	211	3.52	0	0
	ANTTI RAANTA	39	20	9	0	5	3	2,189	88	2.41	1	0
	PATRICK LALIME	44	20	18	-	3	2	2,473	119	2.89	0	8
	JACQUES CLOUTIER	53	20	18	2	1	2	2,581	136	3.16	0	10
	HUGH LEHMAN	48	20	24	4	-	6	3,047	136	2.68	0	0
	MIKE VEISOR	62	20	24	15	-	3	3,577	196	3.3	2	0
	STEVE PASSMORE	73	19	32	10	4	1	3,965	181	2.74	1	19
	GERRY DESJARDINS	32	17	8	5	-	0	1,817	78	2.58	1	6
	BERT GARDINER	50	17	18	15	-	1	3,020	180	3.58	0	0
	CAM WARD	39	16	12	-	4	0	1,882	115	3.67	1	4
	JIMMY WAITE	58	14	23	7	2	2	2,865	174	3.64	1	0
	DOMINIK HASEK	25	13	4	2	0	1	1,209	52	2.58	0	8
	BOB MASON	41	13	18	8	1	0	2,312	160	4.16	2	0
	PAUL BIBEAULT	41	13	25	3	-	1	2,460	170	4.15	0	2
	CHRIS TERRERI	28	12	11	4	0	2	1,651	68	2.47	1	2
	CRAIG ANDERSON	56	12	29	2	4	2	3,029	161	3.19	1	18
	WARREN SKORODENSKI	32	12	11	4	-	2	1,671	93	3.34	0	2
	MARTY TURCO	29	11	11	-	3	1	1,631	82	3.02	0	6
	HEC HIGHTON	24	10	14	0	-	0	1,440	108	4.5	0	0
	ANTON FORSBERG	35	10	16	-	4	0	1,715	85	2.97	0	0
	MICHAEL LEIGHTON	43	8	21	10	4	3	2,474	121	2.93	2	2
	COLLIN DELIA	18	7	5	-	3	0	937	57	3.65	0	0
	MARK FITZPATRICK	27	6	8	6	1	0	1,403	64	2.74	1	8
	HANK BASSEN	33	6	18	9	-	1	1,980	103	3.12	0	2
	GREG MILLEN	13	5	5	1	0	0	633	36	3.41	1	0
	ADAM MUNRO	17	4	10	1	2	1	927	51	3.3	1	2
	JACK NORRIS	10	3	3	0	-	1	434	32	4.42	0	0
	JEFF GLASS	15	3	7	-	3	0	821	46	3.36	0	0
	J-F BERUBE	13	3	6	-	1	0	668	42	3.78	0	0
	MICHEL DUMAS	8	2	1	2	-	0	362	24	3.98	1	0
	DOUG JACKSON	6	1	4	1	-	0	360	42	7	0	0
	BOB JANECHYK	8	2	3	1	-	0	412	28	4.08	0	2
	GILLES MELOCHE	2	2	0	0	-	0	120	6	3	0	0
	DOUG STEVENSON	4	2	2	0	-	0	240	19	4.75	0	0
	ROBBIE TALLAS	12	2	7	0	0	0	627	35	3.35	0	0
	GILLES VILLEMURE	21	2	11	6	-	0	1,109	85	4.6	0	0
	BRIAN BOUCHER	15	1	10	-	3	1	827	45	3.27	0	0
	SEBASTIEN CARON	1	1	0	-	0	0	60	1	1	0	0
	BILL DICKIE	1	1	0	0	-	0	60	3	3	0	0
	ED JOHNSTON	4	1	3	0	-	0	240	17	4.25	0	0
	MARC LAMOTHE	2	1	1	0	0	0	116	10	5.16	0	0
	RAY LEBLANC	1	1	0	0	0	0	60	1	1	0	0
	MARCEL PELLETIER	6	1	5	0	-	0	355	28	4.7	0	2
	ANDREI TREFILOV	7	1	5	0	0	0	324	21	3.89	0	0

ALL-TIME GOALIE REGISTER

NAME	GP	W	L	T	OT	SO	MINS	GA	AVG	A	PIM	
SCOTT FOSTER	1	0	0	-	-	0	15	0	0.00	0	0	
RED ALMAS	1	0	1	0	-	0	60	5	5	0	0	
KENNETH BROWN	1	0	0	0	-	0	18	1	3.33	0	0	
CHRIS CLIFFORD	2	0	0	0	0	0	24	0	0	0	0	
WILF CUDE	1	0	1	0	-	0	41	9	13.17	0	0	
RAY FREDERICK	5	0	4	1	-	0	300	22	4.4	0	0	
JOHN GELINEAU	2	0	2	0	-	0	120	18	9	0	0	
MICHEL LAROCQUE	3	0	2	0	0	0	152	9	3.55	0	0	
JEAN MAROIS	2	0	2	0	-	0	120	11	5.5	0	0	
MOE ROBERTS	1	0	0	0	-	0	20	0	0	0	0	
KENT SIMPSON	1	0	0	0	-	0	20	2	6	0	0	
CHRISTIAN SOUCY	1	0	0	0	0	0	3	0	0	0	0	
CARTER HUTTON	1	0	1	0	0	0	59	3	3.06	0	0	
MATT UNDERHILL	1	0	1	0	0	0	61	4	3.95	0	0	
EMPTY NET GOALS							304					
TOTALS	6,434	2,756	2,706	814	158	432	384,279	19,095	0.00	122	675	686

BLACKHAWKS ALL-TIME ROSTER NUMBERS

921 Total Players
850 Skaters
573 Forwards
277 Defensemen
86 Goaltenders

ALL-TIME ROSTER BY BIRTHPLACE (20 COUNTRIES)

Canada 674
United States 123
Russia 25
Sweden 24
Czech Republic 23
Finland 15
Slovakia 10
United Kingdom 9
Poland 2
Germany 2
Italy 2
Belarus 1
Denmark 1
England 1
France 1
Ireland 1
Norway 1
Serbia 1
Switzerland 1
Ukraine 1

LEADERSHIP

PLAYERS

2018-19

OPPONENTS

TRADITION

RECORDS

PLAYOFFS

HISTORY

MINORS

MEDIA



**PLAY IN ARENA
OR ONLINE**

BLACKHAWKS5050.COM



MINORS

ROCKFORD ICEHOGS DIRECTORY

CLUB INFORMATION

Founded:	1999
Home Arena:	BMO Harris Bank Center
Seating Capacity:	5,895
Address:	300 Elm St., Rockford, IL 61101
Phone:	815-986-6465
Fax:	815-963-0974
Website:	icehogs.com
Colonial Cup (UHL):	2007
2018-19 Record:	35-31-4-6

2019-20 STAFF DIRECTORY

MANAGEMENT/HOCKEY OPERATIONS

Vice President, Hockey Operations/Team Affiliates	Mark Bernard
Assistant General Manager	Nick Anderson
Head Coach	Derek King
Assistant Coach	Anders Sorensen
Developmental Goaltending Coach	Peter Aubry
Skating and Skills Development Coach	Kevin Delaney
Development Coach	Yanic Perreault
Video Coach	Adam Gill
Head Athletic Trainer	D.J. Jones MS, ATC
Strength and Conditioning Coach	Kristian Skarphagen
Head Equipment Manager	Russ Holden
Assistant Equipment Manager	Ryan Martin
Massage Therapist	Michael Harling

BUSINESS OPERATIONS

Executive Director	Troy Flynn
Director of Business Operations	Mike Peck
Director of Sales	Julia Johnson
Multimedia Manager	Chris Toltzman
Retail Store Manager (Oink Outfitters)	Julie McIntyre
Communications Manager	Chris Robinson
Broadcasting and Communications Coordinator	Joseph Zakrzewski
Game Operations/Community Relations Coordinator	Jess Bayer
Corporate Sales Coordinator	Alicia Gentile
Assistant Manager of Ticket Coordinators	Ryan Woodrow
Ticket Sales Coordinator	Efren Diaz
Ticket Sales Coordinator	Josh Hoffman
Ticket Sales Coordinator	Seth Coffey



DIRECTIONS TO BMO HARRIS BANK CENTER

FROM BELOIT (NORTH): Take I-90 East (portions toll) to the East State Street exit (East Business U.S. 20), and follow it for about seven miles into downtown Rockford. Cross the Rock River, and take a left at Church Street, which will be the second light. Look for the arena on the left side of the street. Parking is available in the deck opposite the BMO Harris Bank Center.

FROM FREEPORT (WEST): From U.S. 20, follow Business U.S. 20 (West State Street) into Rockford. Turn right on Church Street and look for the arena on the left side of the street. Parking is available in the deck opposite the BMO Harris Bank Center.

FROM THE CHICAGO AREA (EAST): Follow I-90 West (Northwest Tollway) to Bypass U.S. 20 West (towards Freeport). Follow U.S. 20 for about seven miles to the North Main Street exit. Once you reach downtown Rockford, turn left on West State Street, and left again on Church Street. Parking is available in the deck opposite the BMO Harris Bank Center.

FROM ROCHELLE (SOUTH): Take Ill. 251 (11th Street) north into Rockford. Turn left on Charles Street, which will become Jefferson Street. Cross the Rock River, and turn left on Church Street in two blocks. Parking is available in the deck opposite the BMO Harris Bank Center.

BMO HARRIS BANK CENTER PARKING

There is a \$5 fee for parking in the garage between Court and Church streets on Chestnut for all Rockford IceHogs games. For premium games, a \$5-7 fee will also be applied at many of the other event parking lots.

LEADERSHIP

PLAYERS

2018-19

OPPONENTS

TRADITION

RECORDS

PLAYOFFS

HISTORY

MINORS

MEDIA

2018-19 REGULAR-SEASON STATS

NO.	PLAYER	GP	G	A	PTS	+/-	PIM	PP	SH	S	S%
13	Peter Holland (total)	73	27	38	65	-7	58	8	1	224	12.1
	HFD	52	20	29	49	-8	50	7	1	154	13.0
	RFD	21	7	9	16	1	8	1	0	70	10.0
10	Jordan Schroeder	62	19	26	45	-6	10	8	0	185	10.3
15	Dylan Sikura	46	17	18	35	7	12	3	0	150	11.3
45	Anthony Louis	74	12	22	34	3	28	4	0	155	7.7
23	Lucas Carlsson	69	9	24	33	-5	34	2	0	123	7.3
21	Jacob Nilsson	61	15	17	32	-5	22	8	0	86	17.4
37	Luke Johnson	53	18	13	31	-13	34	4	0	99	18.2
39	Victor Ejdsell	61	12	17	29	-8	24	4	0	106	7.5
24	Darren Raddysch	54	8	18	26	6	20	2	0	106	7.5
28	Tyler Sikura	50	7	12	19	1	20	2	0	84	8.3
16	Will Pelletier	41	7	10	17	5	22	0	0	70	10.0
14	Henri Jokiharju	30	2	15	17	7	14	1	0	65	3.1
8	Dennis Gilbert	63	5	9	14	-8	67	0	0	72	6.9
36	Joni Tuulola	52	4	10	14	-2	17	0	0	61	6.6
49	Graham Knott	56	4	9	13	-8	24	0	0	48	8.3
26	Alexandre Fortin	47	6	6	12	2	8	0	0	72	8.3
17	Terry Broadhurst	40	4	8	12	-5	12	1	0	67	6.0
27	Andreas Martinsen	38	3	8	11	-3	32	0	0	64	4.7
9	Matthew Highmore	12	3	6	9	1	6	0	0	17	17.6
2	Andrew Campbell	64	3	5	8	-1	50	0	0	44	6.8
32	Carl Dahlstrom	22	1	7	8	-11	10	1	0	36	2.8
5	Henrik Samuelsson	40	2	5	7	-8	33	0	0	41	4.9
20	Nathan Noel	46	2	4	6	-8	55	0	0	31	6.5
7	Nick Moutrey	49	1	4	5	-10	22	0	0	53	1.9
11	Matheson Iacopelli	27	2	2	4	-7	19	0	0	32	6.3
44	Jan Rutta	8	1	3	4	-2	2	0	0	16	6.3
22	Blake Hillman	54	1	3	4	-14	20	0	0	59	1.7
19	Reese Johnson	6	0	4	4	0	2	0	0	8	0.0
4	Chad Kryz	9	0	4	4	-4	8	0	0	15	0.0
11	Spencer Watson	12	1	2	3	-1	2	0	0	21	4.8
	ONT	2	0	0	0	-2	0	0	0	1	0.0
	RFD	10	1	2	3	1	2	0	0	20	5.0
12	Josh McArdle	19	1	2	3	-4	6	0	0	14	7.1
29	Justin Auger	9	2	0	2	6	0	0	0	13	15.4
19	Gustav Forsling	5	0	2	2	1	2	0	0	9	0.0
18	Dylan McLaughlin	7	0	2	2	-3	0	0	0	3	0.0
29	Dmitry Osipov	8	0	2	2	0	13	0	0	6	0.0
3	Brandon Davidsson	6	1	0	1	0	5	0	0	13	7.7
4	Luc Snuggerud	4	0	1	1	-4	0	0	0	1	0.0
42	Brandon Hagel	8	0	1	1	-4	2	0	0	13	0.0
25	Radovan Bondra	2	0	0	0	-1	0	0	0	0	0.0
41	Connor Moynihan	2	0	0	0	0	4	0	0	0	0.0
44	Frederik Olofsson	2	0	0	0	-2	0	0	0	3	0.0
44	Philipp Kurashev	3	0	0	0	-2	0	0	0	3	0.0
18	Neil Manning	3	0	0	0	0	2	0	0	4	0.0
42	Brett Welychka	18	0	0	0	-4	0	0	0	11	0.0
	Bench	76	4	-	-	-	16	-	-	4	-
	TOTALS	76	184	311	491	-121	715	41	2	2,158	8.4

NO.	GOALIE	GP	MINS	W	L	OT	SO	GA	GAA	SVS	SV%
1	Collin Delia	26	1,547	13	8	4	0	64	2.48	752	0.922
30	Kevin Lankinen	19	1,151	7	8	4	0	48	2.50	533	0.910
31	Anton Forsberg	32	1,906	15	15	2	0	84	2.64	955	0.919
	Empty Net	57	-	-	-	-	-	12	-	-	-
	TOTALS	76	4,661	35	31	10	0	208	2.68	2,400	0.913

LEADERSHIP
PLAYERS
2018-19
OPPONENTS
TRADITION
RECORDS
PLAYOFFS
HISTORY
MINORS
MEDIA

2019-20 ICEHOGS SCHEDULE

2019 - 2020 SEASON SCHEDULE

OCTOBER

SUN	MON	TUE	WED	THU	FRI	SAT
	1	2	3	4 @IA 7:00	5	
6	7	8	9	10	11	12 GR 6:00
13	14 LAV 1:00	15	16	17	18 CHI 7:00	19 @CHI 7:00
20	21	22	23	24	25 @CLE 6:00	26 @CLE Noon
27	28	29	30 SA 7:00	31		

NOVEMBER

SUN	MON	TUE	WED	THU	FRI	SAT
				1	2 IA 6:00	
3 CHI 4:00	4	5	6 TOR 10:30am	7	8 MB 7:00	9
10 @CHI 3:00	11	12	13	14	15 @GR 6:00	16 GR 6:00
17	18	19	20	21	22	23 @TEX 7:00
24 @SA 3:00	25	26 @SA 7:00	27	28	29 CHI 7:00	30 GR 5:00

DECEMBER

SUN	MON	TUE	WED	THU	FRI	SAT
1	2	3 MB 7:00	4	5	6 @GR 6:00	7 MIL 6:00
8	9	10 MIL 7:00	11	12	13 @BEL 6:00	14
15 @TOR 3:00	16	17 @LAV 6:00	18	19	20 TEX 7:00	21 CLE 6:00
22	23	24	25	26	27 IA 7:00	28
29 @MB 2:00	30	31 @MB 4:00				

JANUARY

SUN	MON	TUE	WED	THU	FRI	SAT
		1	2	3 @IA 7:00	4	
5 CHI 4:00	6	7	8 MB 7:00	9	10 @MIL 7:00	11 MIL 6:00
12	13	14 MIL 7:00	15 @GR 6:00	16	17 @GR 6:00	18
19 @CHI 3:00	20 BEL 1:00	21	22 TEX 7:00	23	24 @MIL 6:00	25 MIL 6:00
26 ALL-STAR GAME ONTARIO, CA	27	28	29	30	31 MB 7:00	

FEBRUARY

SUN	MON	TUE	WED	THU	FRI	SAT
						1 MIL 6:00
2	3	4 TEX 7:00	5	6	7 SA 7:00	8 SA 6:00
9	10	11	12 @MB 7:00	13 @MB 7:00	14	15 CLE 6:00
16	17	18 GR 7:00	19	20	21 SA 7:00	22 @MIL 6:00
23 @CHI 3:00	24	25	26 @TEX 7:00	27	28 @TEX 7:00	29

MARCH

SUN	MON	TUE	WED	THU	FRI	SAT
1 @SA 3:00	2	3	4	5	6 GR 7:00	7 @GR 6:00
8 @CHI 3:00	9	10	11	12	13	14 @CHI 7:00
15	16	17	18 MIL 7:00	19	20	21 IA 6:00
22 @MIL 3:00	23	24 TEX 7:00	25	26	27 @IA 7:00	28 @IA 12:30
29 CHI 4:00	30	31				

APRIL

SUN	MON	TUE	WED	THU	FRI	SAT
			1	2	3 CHI 7:00	4 @MIL 6:00
5	6	7 @TEX 7:00	8 @SA 7:00	9	10	11 IA 6:00
12						

■ HOME ■ PREMIUM HOME ■ ROAD



300 Elm Street Rockford, IL 61101

TICKETS:
(815) 968-5222
IceHogs.com

BMO HARRIS BANK CENTER

OPPONENTS

BEL | BELLEVILLE SENATORS
CHI | CHICAGO WOLVES
CLE | CLEVELAND MONSTERS
GR | GRAND RAPIDS GRIFFINS
IA | IOWA WILD
LAV | LAVAL ROCKET
MB | MANITOBA MOOSE
MIL | MILWAUKEE ADMIRALS
SA | SAN ANTONIO RAMPAGE
TEX | TEXAS STARS
TOR | TORONTO MARLIES



The Rockford IceHogs are the proud American Hockey League affiliate of the Chicago Blackhawks



CLUB INFORMATION

Inaugural season:	2014-15
Home Arena:	Indiana Farmers Coliseum (6,488)
Address:	1202 E. 38th St., Indianapolis, IN 46205
Phone:	317-925-3835
Fax:	317-925-3850
Website:	indyfuelhockey.com
2018-19 Record:	35-32-3

2019-20 STAFF DIRECTORY

MANAGEMENT

Owner & Chairman	Jim Hallett
President & COO	Larry McQueary
CFO & Human Resources	Bill Stackhouse
VP of Sponsorships	Robin Rushton
VP of Ticketing	Steve Kuepper
VP of Operations	Jeff Neidlinger

FRONT OFFICE

Director of Partnership Fulfillment	Jordan Gawarecki
Director of Community Relations	Halston Mavrick
Director of Digital Content	Rachel O'Donnell
Director of Media Relations	Mark Grainda
Senior Ticket Account Exec.	Ben Pulley
Senior Ticket Account Exec.	Jake Friedman
Ticket Sales Account Exec.	Dre Kapsalis
Ticket Sales Account Exec.	Austin Fincle
Ticket Sales Account Exec.	Stuart Ford
Ticket Sales Account Exec.	Ryan Beery

HOCKEY OPERATIONS

Head Coach	Doug Christiansen
Assistant Coach	Andy Contois
Equipment Manager	Darrin Flinchum
Athletic Trainer	George Bullock



DIRECTIONS TO INDIANA FARMERS COLISEUM

FROM THE NORTH (CHICAGO): Take I-90 south (toll road) to Exit 17 (East Dunes Highway). Head west and merge with I-65 south at Exit 262, then follow and merge with I-70 east (toward Columbus) at Exit 112A. Take Exit 119 and merge onto West 38th Street. Turn left on East Fall Creek Parkway; the Indiana State Fairgrounds will be on the lefthand side (enter Gate 6).

FROM THE WEST: From I-70 east, take Exit 85 and turn right onto North Keystone Avenue. Continue north, and turn left onto East 38th Street. Turn right on East Fall Creek Parkway; the Indiana State Fairgrounds will be on the lefthand side (enter Gate 6).

FROM THE SOUTH: From I-65 north, merge onto I-70 east (toward Columbus). Take Exit 85B to North Keystone Avenue, continue north, and turn left onto East 38th Street. Turn right on East Fall Creek Parkway; the Indiana State Fairgrounds will be on the lefthand side (enter Gate 6).

FROM THE EAST: From I-70 west, take Exit 85 and turn right onto North Keystone Avenue. Continue north, and turn left on East 38th Street. Turn right on East Fall Creek Parkway; the Indiana State Fairgrounds will be on the lefthand side (enter Gate 6).

INDIANA FARMERS COLISEUM PARKING

After entering Gate 6, there are various parking options available around the Indiana State Fairgrounds. There is a \$5 facility charge per vehicle for all events, including Indy Fuel games.

LEADERSHIP

PLAYERS

2018-19

OPPONENTS

TRADITION

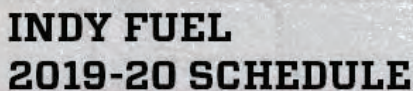
RECORDS

PLAYOFFS

HISTORY

MINORS

MEDIA



HOME ROAD
2019-20 OPPONENTS

Adirondack Thunder (ADK)	Maine Mariners (MNE)
Atlanta Gladiators (ATL)	Rapid City Rush (RC)
Cincinnati Cyclones (CIN)	South Carolina Stingrays (SC)
Florida Everblades (FLA)	Toledo Walleye (TOL)
Fort Wayne Komets (FW)	Tulsa Oilers (TUL)
Greenville Swamp Rabbits (GRN)	Wheeling Nailers (WHL)
Jacksonville Icemen (JAX)	Wichita Thunder (WIC)
Kalamazoo Wings (KAL)	Worcester Railers (WOR)
Kansas City Mavericks (KC)	

INDYFUELHOCKEY.COM 317-925-FUEL



INDY FUEL



MEDIA

MEDIA INFORMATION

Thank you for your coverage of the Chicago Blackhawks and the National Hockey League. Below are some media guidelines for the 2019-20 season. If at any time you have questions, or if we can do anything to ease your coverage, please do not hesitate to contact a member of the Blackhawks communications staff.

ADAM ROGOWIN
Vice President, Communications
312-455-7025
arogowin@blackhawks.com

JOHN H. STEINMILLER
Senior Director, Media Relations
312-455-7048
jsteinmiller@blackhawks.com
(Interview Requests)

LYNDSAY STROOPE
Public Relations Manager
312-455-7024
lstroope@blackhawks.com
(Corporate Communications/Off-Ice News)

MIKE HORAN
Media Relations Manager
312-455-7049
mhoran@blackhawks.com
(Interview Requests/Game Notes)

WILL CHUKERMAN
Media Relations Coordinator
312-455-7179
wchukerman@blackhawks.com
(Credentialing/Interview Requests)

BLACKHAWKS MEDIA WEBSITE

The Chicago Blackhawks Communications Department maintains a media-specific website to deliver up-to-the-minute news and information about the organization and the NHL – including game notes, statistics, press releases, daily news clips, practice information, postgame notes and audio, a digital edition of the 2019-20 Blackhawks Media Guide and downloadable high-resolution headshot images. To access the site and request login information, visit blackhawks.com/media.

NHL MEDIA WEBSITE

The NHL's password-protected website for members of the media includes statistics, press releases, game notes, credential applications for league events and PDF files of every team's media guide as well as league publications. To access the site and request login information, visit media.nhl.com.

ACCREDITATION

Media credential requests will be evaluated on a game-by-game basis for print & online, radio and television outlets. The only credentials that will be honored by the United Center and the Chicago Blackhawks are those issued by the NHL or the Blackhawks themselves.

Each credential will admit its bearer access to the United Center, the press workroom, both team locker rooms (per NHL guidelines) and the press box. Credentials are valid only for the game(s) printed on the pass and must be visibly worn at all times while inside the United Center to ensure proper access to designated areas.

All credentials are non-transferable and any unauthorized use will result in immediate ejection from the United Center and the forfeiture of the credential and future credential privileges.

Standard | All credential requests must be emailed to Will Chukerman, Media Relations Coordinator, by an accredited news outlet's sports director or editor no later than the end of the last business day before the game or practice desired (or by 5:00 p.m. on Friday for a weekend or Monday game).

Photography | Photo credentials are also available on a game-by-game basis, and assigning editors must follow the standard process. All photographers must check in with team photographers Bill Smith and Chase Agnello-Dean upon arrival at the United Center for a shooting location and are permitted to shoot only from designated areas.

International | Non-North American media outlets are required to request media credentials through the National Hockey League.

AVAILABILITY AND INTERVIEW REQUESTS

Blackhawks practices take place at MB Ice Arena or the United Center and are open to accredited media members. Please note that practice times vary. Media wishing to cover practice sessions must contact the Blackhawks Media Relations Department to confirm times and locations and to ensure access.

Normal media availability takes place after completion of the morning skate, which typically begins at 10:30 a.m. (for a 7:30 p.m. start). This is the best time to interview players on a game day.

Television and radio networks, including rightsholders, requesting pregame interviews with a player, live shots and intermission interviews must request access and approval through the Chicago Blackhawks Communications Department by the conclusion of that day's morning skate.

The Blackhawks dressing room, located on the service level in the talent corridor (north side), will be opened to members of the media by a representative of the Media Relations Department no later than 5 minutes after the conclusion of the game. Access to the adjacent visitors' dressing room will be controlled by a visiting team representative. Access to the officials' dressing room is prohibited to members of the media.

Head coach Jeremy Colliton will be available during a postgame press conference in the press workroom.

VENUES AND MEDIA SERVICES

Media Entrance | For all Blackhawks games at the United Center, media must enter through the Gate 3 1/2 media entrance, located at the northeast corner of the facility off Madison Street. Gate 3 1/2 opens four hours prior to the scheduled puck drop of the game in question. All single-game media credentials can be picked up at this time after providing government or media outlet identification.

Rightsholder broadcast personnel must enter the United Center through the Gate 8 entrance on the southwest corner of the building.

For regular-season practices and morning skate sessions conducted at the United Center, media must enter through the East Atrium doors (off Wood Street) and proceed straight to the security checkpoint in the Atrium before continuing to Gate 4.

LEADERSHIP
PLAYERS
2019-19
OPPONENTS
TRADITION
RECORDS
PLAYOFFS
HISTORY
MINORS
MEDIA

Parking | Complimentary media parking is available through the Chicago Blackhawks Communications Department. Please note any parking needs in conjunction with credential requests. Media parking space is reserved in Lot E, accessible from Madison Street, between Wood Street and Paulina Street.

Press Box and Workroom | The press box is located on the seventh floor (south side, opposite the team benches) of the United Center and is reserved for game personnel and members of the working media only. Seating is limited and reserved at the discretion of the Chicago Blackhawks Communications Department. Please consult seating charts posted throughout the press box upon arrival for seat assignments.

The press workroom is located on the service level in the northwest corner of the United Center. Only working media with valid credentials will be permitted into the press workroom. Photography rooms are located in this space.

Both areas are equipped with electrical outlets, phone lines and Wi-Fi login information – though media members in the press box are encouraged to use hard-wired Internet connections, available at every seat, to ensure maximum connectivity and reliability.

Services | Prior to each game, a meal is available to members of the media for a nominal fee in the press workroom.

Prior to the game, members of the media will be provided with game notes and lineups, available in both the press workroom and the press box. In-game scoresheets will be distributed to all media in the press box between periods and in both the press box and the press workroom following the game. Additional materials can be found on the Blackhawks' media website.

ADDITIONAL MEDIA POLICIES

Dressing Room & Talent Corridor | Per NHL media regulations, media members are prohibited from using cell phones in the dressing room to place a call or take photographs. No still photography of any kind is allowed in the Blackhawks dressing room.

The talent corridor will close two hours prior to puck drop and re-open at the conclusion of the game. Video of any kind in the talent corridor is prohibited beginning four hours prior to puck drop, except during designated media availabilities or unless approved by a member of the Chicago Blackhawks Communications Department (exceptions will be made for the television rightsholders for that game). Photography of any kind—which includes mobile phone/tablet still or video—is strictly prohibited in the talent corridor unless approved by a member of the Chicago Blackhawks Communications Department.

Television Coverage | All television stations, with the exception of the broadcast rightsholders for the game in question, are expressly prohibited by the National Hockey League from shooting footage of any Blackhawks game that is being broadcast at the United Center by either the Chicago Blackhawks, the visiting team or network television, including a window 30 minutes before the scheduled puck drop.

NHL Online Transmission Policy | Per the National Hockey League, the following conditions shall apply without exception to all media organizations and other entities and individuals that have been granted working media credentials or photo credentials to cover NHL games and are engaged in online activities.

(1) Information concerning NHL games while they are in progress may be transmitted online only for news and editorial purposes and not for any commercial purpose without the express written permission of the NHL.

(2) Online reports concerning NHL games while they are in progress ("Online Game Reports") may not consist of play-by-play accounts or descriptions of games. Online Game Reports shall be limited to reasonable periodic updates. The NHL will not object to Online Game Reports that are limited in frequency and detail (i.e. no more than three detailed status reports during each period) so as not to undercut authorized play-by-play accounts of games.

(3) Online Game Reports shall not use any audio, video or graphic simulations of game action. A reasonable number of photographs may be posted online for news and editorial purposes together with Online Game Reports. The NHL will not object to the posting of up to an aggregate total of 12 photographs of game action on a media website while a game is in progress.

(4) Any photograph of NHL game action posted on a media website or otherwise transmitted online may be used only for news and editorial coverage of the game and not for any commercial, advertising or promotional purpose.

(5) Motion pictures or video of NHL games may not be posted or transmitted online without the express written permission of the NHL. The NHL's policy is to discuss limited online uses of motion pictures or video on a case-by-case basis.

(6) Any and all copyrights, proprietary interests and other incidents of ownership in and to NHL games and accounts and descriptions of NHL games shall remain vested in the NHL, NHL Enterprises, L.P., or designated assignees or licensees.

Autographs/Personal Cameras | In accordance with NHL rules, autographs of any kind and personal cameras, including camera phones, are strictly prohibited at all times.

LEADERSHIP
PLAYERS
2018-19
OPPONENTS
TRADITION
RECORDS
PLAYOFFS
HISTORY
MINORS
MEDIA

MEDIA RELATIONS STAFF

LEADERSHIP

PLAYERS

2018-19

OPPONENTS

TRADITION

RECORDS

PLAYOFFS

HISTORY

MINORS

MEDIA



ADAM ROGOWIN

VICE PRESIDENT, COMMUNICATIONS

Adam Rogowin is in his 12th season with the Chicago Blackhawks and his third as Vice President of Communications.

In his current role, Rogowin oversees all communications efforts as the organization's primary contact for media inquiries, including interview requests for front office staff, coaches and players; the dissemination of team information via press releases and game notes; and media credentialing for games, press conferences and special events. He is also the point person for television and radio broadcasts on flagship stations NBC Sports Chicago and WGN Radio, as well as all

Blackhawks national telecasts on NBC in the United States and Sportsnet in Canada.

Rogowin previously served as Senior Director of Public Relations, with a focus on promoting team announcements for all off-ice activities. He was a member of the Blackhawks media relations department that received the 2010-11 Dick Dillman Award, given annually to the team judged by the members of the Professional Hockey Writers Association (PHWA) to be the best in media relations.

Prior to joining the Blackhawks, Rogowin spent four seasons with the Chicago Wolves. From 2006-08, he served as the team's Director of Media Relations, which includes the 2008 Calder Cup championship season.

The Morton Grove, Ill., native played hockey at Connecticut College, where he notched 19 assists and 28 points in 55 career games before graduating with a double major in English and sociology. In July 2016, Rogowin was named to Chicago's Jewish 36-under-36 list, an annual distinction presented by the Jewish United Fund (JUF). He is a host committee member for the Green Tie Ball, Chicago Gateway Green's signature fundraising gala.

He and his wife, Jen, have two sons, Cameron and Gavin, and a daughter, Ellorie.



JOHN STEINMILLER

SENIOR DIRECTOR, MEDIA RELATIONS

John Steinmiller is in his fifth season with the Blackhawks and his first as Senior Director, Media Relations.

Prior to joining the Blackhawks as Media Relations Manager during the 2015-16 Blackhawks season, Steinmiller spent two seasons as Basketball Communications Manager with the Phoenix Mercury of the Women's National Basketball Association, which included their run to a WNBA Championship in 2014. Prior to that, he worked 10 seasons with the Milwaukee Brewers, where he served as Senior Manager of Media Relations. With the Brewers, he assisted with on- and off-field media relations, club social media efforts and various community and marketing activities.

A graduate of Marquette University with a Bachelor of Arts degree in journalism and a minor in political science, Steinmiller also spent time working in the sports information department at Marquette University and the Milwaukee Bucks public relations department.

The Milwaukee native resides in Chicago with his wife, Kate, and their daughter, Nola James.



LYNDSSEY STROOPE

PUBLIC RELATIONS MANAGER

Lyndsey Stroope is in her third season with the Chicago Blackhawks as the team's Public Relations Manager.

Stroope joined the team in June 2017 after five years with public relations agency Zeno Group. In that role, she focused on corporate communications initiatives, including business media relations, community impact storytelling and executive visibility. Prior to that, Stroope spent time working in the promotions and marketing events department at Shedd Aquarium.

The Mokena, Ill., native graduated from the University of Missouri with degrees in journalism-strategic communication and psychology. She currently resides in Chicago with her husband, Kevin.



MIKE HORAN

MEDIA RELATIONS MANAGER

Mike Horan is in his third season with the Chicago Blackhawks as the team's Media Relations Manager.

Horan joined the Blackhawks in February 2018 after eight seasons with the Detroit Pistons. He most recently served as Detroit's Public Relations Manager from 2016-18. In that role, he assisted with on- and off-court public relations efforts including community relations and corporate partnerships initiatives.

The Shelby Township, MI, native graduated from Oakland University with a degree in journalism. He currently resides in Oak Park with his wife, Liz.



WILL CHUKERMAN

MEDIA RELATIONS COORDINATOR

Will Chukerman is in his fifth season with the Chicago Blackhawks and his second as Media Relations Coordinator.

Chukerman joined the Blackhawks after graduating from Indiana University with a degree in sport communication-broadcast.

Prior to joining the Blackhawks, Chukerman interned with Comcast SportsNet Chicago, WGN Radio AM-720 and 670 The Score. While at Indiana, he provided play-by-play and color commentary for the men's basketball and football teams, and was the voice of the women's softball team.

LEADERSHIP

PLAYERS

2018-19

OPPONENTS

TRADITION

RECORDS

PLAYOFFS

HISTORY

MINORS

MEDIA



PAT FOLEY

TELEVISION PLAY-BY-PLAY ANNOUNCER

Television Play-by-Play Announcer Pat Foley is in his 37th season with the Chicago Blackhawks.

Foley called Blackhawks games from 1980 to 2006 before returning to the Blackhawks booth for the 2008-09 season. Foley partners with U.S. Hockey Hall of Famer Eddie Olczyk to broadcast all Blackhawks games on NBC Sports Chicago. The organization honored Foley for his 30th season as the team's play-by-play voice in a pregame ceremony on April 19, 2013, at the United Center.

Foley was born and raised in the northern suburbs, where he attended Loyola Academy in Wilmette, Ill., and received a degree in telecommunications from Michigan State University. Foley called baseball and hockey games at MSU before making his professional debut with the International Hockey League's Grand Rapids Owls in 1977.

In 1991, Foley received an Emmy for "Outstanding Achievement-Sports Program Live Series," followed by a 2009 Emmy for "Outstanding Achievement for Individual Excellence On Camera: Programming" and an Emmy for "Outstanding Achievement for Sports Programs - Sporting Event/Game - Live/Unedited Program/Special" in 2012, 2014 and 2015. Additionally, Foley was nominated for an Emmy for "Outstanding Crafts Achievement for On-Camera Talent - Sports Anchor/Reporter/Play-by-Play" in 2016.

He was inducted into the Chicagoland Sports Hall of Fame in 2002, joining local legends such as Lloyd Pettit, Jack Brickhouse and Harry Caray. Foley was part of his first professional league championship after broadcasting Wolves games during their run to the 2008 Calder Cup. In 2014, he was selected as the Hockey Hall of Fame Foster Hewitt Memorial Award winner for outstanding contributions as a hockey broadcaster.



EDDIE OLCZYK

TELEVISION COLOR ANALYST

Eddie Olczyk is in his 14th season as the Television Color Analyst for Blackhawks hockey on NBC Sports Chicago.

Olczyk, a 16-year NHL veteran, scored 342 goals and recorded 794 points in 1,031 games with Chicago, Pittsburgh, Toronto, Winnipeg, the New York Rangers and Los Angeles, winning a Stanley Cup with the Rangers in 1994. The third-overall choice in the 1984 NHL Entry Draft, he was also a member of the 1984 U.S. Olympic team and represented the U.S. in numerous international competitions.

Olczyk began his NHL career as an 18-year-old with his hometown Chicago Blackhawks in 1984-85. He played three seasons, recording 180 points (65G, 115A) in 228 games. He then spent three and a half seasons with the Toronto Maple Leafs (1987-91), scoring a career-high 42 goals during the 1987-88 campaign and recording a career-high 90 points during the 1988-89 season.

Olczyk was traded to Winnipeg and played two and a half seasons with the Jets from 1990 to 1992, recording 142 points (66G, 76A) in 150 games. He played for the Rangers (1992-95) before heading back to Winnipeg, scoring 27 goals with the Jets in their last season in Winnipeg (1995-96). He began the 1996-97 season with Los Angeles before being traded to the Penguins late in the season. Olczyk played parts of two seasons with Pittsburgh before returning to Chicago and finishing his NHL career with the Blackhawks. He retired from the league in 2000.

Following his playing career, Olczyk embarked on a career as a broadcaster, working on Pittsburgh Penguins television broadcasts for Fox SportsNet Pittsburgh (2000-03) and calling games for ESPN, ESPN2 and NHL Radio.

Olczyk was named Head Coach of the Penguins on June 11, 2003, and posted a 31-68-14 record while behind the Penguins bench (2003-05). Olczyk returned to broadcasting during the 2005-06 NHL season and has served as lead analyst at NBC since 2007.

In February 2016, it was announced that Olczyk would be the recipient of the Ring Lardner Award, which was founded in 2002 by the Chicago Athletic Association and honors broadcasters and writers who "exemplify the wit and warmth of Ring Lardner's writing." On July 11, 2012, Olczyk became the 16th Blackhawk elected into the United States Hockey Hall of Fame, and he was officially inducted on Oct. 15, 2012, in a ceremony in Dallas. The Blackhawks honored Olczyk for his induction in a pregame ceremony on Feb. 22, 2013, at the United Center. In 2009, Olczyk received an Emmy for "Outstanding Achievement for Individual Excellence On Camera: Programming," followed by a 2012 Emmy for "Outstanding Achievement for Sports Programs - Sporting Event/Game - Live/Unedited Program/Special." Additionally, Olczyk was nominated for an Emmy for "Outstanding Crafts Achievement for On-Camera Talent - Sports Anchor/Reporter/Play-by-Play" in 2016.

Olczyk and his wife, Diana, have four children: sons Eddie, Tommy and Nicholas, and daughter, Alexandra.



JOHN WIEDEMAN

RADIO PLAY-BY-PLAY ANNOUNCER

John Wiedeman is in his 14th season as the Radio Play-by-Play voice of Blackhawks hockey on WGN Radio AM-720.

Wiedeman, who has called three Stanley Cup championships with the Blackhawks, received top honors in the Chicago Market "Best Radio Play-By-Play" category at the 2017 Illinois Broadcasters Association (IBA) Silver Dome Awards with broadcast partners Troy Murray and Judd Sirott; they also won the category in 2011, 2014 and 2015. He and Murray also received top honors in the "Best Sports Story" category at the 2012 IBA Silver Dome Awards. Wiedeman was selected as the 2014 National

Sportscasters and Sportswriters Association's Illinois Sportscaster of the Year.

Prior to joining the Blackhawks organization, Wiedeman worked as the radio and substitute TV play-by-play voice of the New York Islanders from 2001 to 2006, the Philadelphia Flyers during the 1996-97 season and substitute broadcasts for the Tampa Bay Lightning from 1997-98 and Columbus Blue Jackets from 2001-02.

Before working in the NHL, Wiedeman, a graduate of the University of Kansas, served as the Radio and TV Play-by-Play Broadcaster and Director of Media Relations for the Cincinnati Cyclones of the International Hockey League from 1997 to 2001. He handled similar duties in the American Hockey League with the Worcester IceCats from 1994 to 1996 and the Muskegon Fury of the Colonial Hockey League from 1992 to 1994.

An avid hockey player, Wiedeman and his wife, Kelly, have two children: daughter Reilly and son Sean Patrick.



TROY MURRAY

RADIO COLOR ANALYST

Troy Murray is in his 20th year as a member of the Blackhawks broadcast team and his 12th year as the Color Analyst for the team's radio broadcasts.

Murray was originally selected by the Blackhawks in the third round (51st overall) of the 1980 NHL Draft. He played parts of 12 seasons with the Blackhawks (1981-91, 1992-94), compiling 197 goals and 291 assists in 688 games.

Murray posted his best year in the NHL with Chicago during the 1985-86 campaign, becoming the first Blackhawk to win the Frank J. Selke Award as the NHL's top defensive forward that year. That season, he notched career highs in goals (45), assists (54) and points (99).

A five-time 20-goal scorer and veteran of 15 NHL seasons, Murray appeared in 915 career NHL games, scoring 584 points (230G, 354A) and drawing 875 penalty minutes while playing for Chicago, Winnipeg, Ottawa, Pittsburgh and Colorado. He also appeared in 113 playoff games, recording 43 points (17G, 26A) and 145 penalty minutes. Murray was a member of Colorado's Stanley Cup championship team in 1996.

In 2017 Murray and broadcast partners John Wiedeman and Judd Sirott received top honors in the Chicago Market "Best Radio Play-By-Play" category at the Illinois Broadcasters Association (IBA) Silver Dome Awards, which they also won in 2011, 2014 and 2015. He and Wiedeman also received top honors in the "Best Sports Story" category at the 2012 IBA Silver Dome Awards.

A pillar in the community, Murray, his wife, Konnie, and three children, Blake, Julia and Phoebe, maintain a residence in Chicago. While serving as the Studio Analyst for Blackhawks television broadcasts (1999-2004), Murray also worked as a trader at the Chicago Mercantile Exchange.

LEADERSHIP

PLAYERS

2018-19

OPPONENTS

TRADITION

RECORDS

PLAYOFFS

HISTORY

MINORS

MEDIA



STEVE KONROYD

TELEVISION STUDIO ANALYST

Steve Konroyd is in his 14th season as the pre- and postgame Television Studio Host on NBC Sports Chicago. He also fills in as the Television Color Analyst.

During his 15-year NHL career, the defenseman registered 41 goals and 195 assists in 895 NHL games with Chicago (1988-1992), Calgary (1980-86; 1995), N.Y. Islanders (1986-88), Hartford (1992-93), Ottawa (1993-94) and Detroit (1994). He was also a member of Team Canada in 1985 and 1991, winning two silver medals at the World Championship.

After his playing career, Konroyd was named the first-ever Radio Color Commentator for the Arizona (Phoenix) Coyotes in 1995. The following year, Konroyd served as TV Color Analyst for the San Jose Sharks, where he won a 2000 Northern California Emmy for his on-camera work. While working for the Columbus Blue Jackets in 2004, he was awarded his second Emmy. Konroyd also worked for ESPN International as a sideline reporter during the 2000 Stanley Cup Final.

Konroyd and his wife, Juli, a Chicago native, have five children: Danielle, Emily, Declan, Braelyn and Stephen.



CHRIS BODEN

RADIO STUDIO HOST

Chris Boden is in his third season as the Radio Studio Host on the Blackhawks' radio home, WGN Radio AM-720, and handles pre- and postgame duties on WGN Radio for all Blackhawks games in addition to hosting intermission reports. Boden is a veteran of the Chicago sports scene, having spent 35 years covering Chicago sports on radio and television. He won an Emmy as part of his Blackhawks Stanley Cup parade coverage.

Prior to joining the Blackhawks, Boden spent ten years at CSN Chicago including time as Blackhawks pre- and postgame host and in-game reporting between 2009-2017. He also served as a studio host for Chicago Bears programming with CSN Chicago.

Boden worked at WBBM-AM from 1990-98 and during that time served as host for Blackhawks pre- and postgame radio coverage in addition to serving as sports director beginning in 1994. He joined WBBM-TV in 1996 as a sports anchor/reporter and spent seven years in that role. Boden has also worked at ESPN Radio Chicago, FSN Chicago, NFL Network and Fox Chicago.

Raised in the southwest Chicago suburb of Burbank, Boden is a graduate of Luther South High School where he ran cross country, played football and was a part of the school's 1980 Class A state basketball championship team. He graduated from Columbia College in Chicago.

PRINT/ONLINE MEDIA



JOHN DIETZ
THE DAILY HERALD



JIMMY GREENFIELD
CHICAGO TRIBUNE



TRACEY MYERS
NHL.com



MARK LAZERUS
THE ATHLETIC



SCOTT POWERS
THE ATHLETIC



CHARLIE ROULET
NBCSportsChicago.com



BEN POPE
CHICAGO SUN-TIMES

BROADCAST MEDIA



MITCH KERZNER
PRODUCER
NBC SPORTS CHICAGO



MARK HARPER
TECHNICAL MANAGER
NBC SPORTS CHICAGO



NICK GISMONDI
RINKSIDE REPORTER,
NBC SPORTS CHICAGO



DAVE ROSS
ASSOCIATE PRODUCER
NBC SPORTS CHICAGO



DAVE TURNER
DIRECTOR
NBC SPORTS CHICAGO

SPANISH BROADCASTERS/UNIVISION DEPORTES RADIO (WRTO AM 1200)



HECTOR LOZANO
COMMENTATOR



OMAR RAMOS
COMMENTATOR



MIGUEL ESPARAZA
COMMENTATOR

LEADERSHIP

PLAYERS

2018-19

OPPONENTS

TRADITION

RECORDS

PLAYOFFS

HISTORY

MINORS

MEDIA

BLACKHAWKS CONVENTION

LEADERSHIP
PLAYERS
2018-19
OPPONENTS
TRADITION
RECORDS
PLAYOFFS
HISTORY
MINORS
MEDIA



The 12th Annual Chicago Blackhawks Convention took place at the Hilton Chicago from July 26-28, 2019, with more than 10,000 fans in attendance. The sold-out event, which was the first of its kind in the National Hockey League, featured players, coaches and Blackhawks alumni, along with team broadcasters and executives.

The weekend included a variety of Q&A panels with players and front office staff, autograph and photo opportunities, an interactive area, live broadcasts on WGN Radio AM-720 and NBC Sports Chicago and other exclusive events.

Blackhawks TV Color Analyst Eddie Olczyk hosted the Opening Ceremonies on Friday night, which took place in the International Ballroom. Local media personalities including Blackhawks Team Historian Bob Verdi, Blackhawks broadcasters Troy Murray, John Wiedeman and Steve Konroyd and NBCSCH's Pat Boyle and moderated sessions.

Throughout the weekend, fans were entertained with panels that featured both current and former players, the current coaching staff, team executives and broadcasters. The Hilton's Salon A included interactive games for fans to test their skills in a variety of ways, while attendees had access to over 40 vendors in Salon D. The Grand Ballroom hosted the Locker Room Sale, featuring live and silent auctions of Blackhawks memorabilia and game-used equipment. On Saturday, The Second City hosted a game show, allowing fans to compete in a variety of challenges with current and former Blackhawks players. Fans could also compete for a chance to face Blackhawk players in person for a variety of games and contests.



TRAINING CAMP FESTIVAL



The Blackhawks hosted their 2019 Training Camp Festival on Sunday, Sept. 15, at the United Center, where fans were treated to a special preview of the upcoming season. The first 10,000 fans to enter the building received a Patrick Kane bobblehead.

The marquee event of the day allowed fans inside the arena to watch a Blackhawks training camp practice and scrimmage, while live streams on Blackhawks.com, Facebook and Twitter brought the action to fans around the world.

The Festival included appearances from Blackhawks Alumni, live music, food & drink and family-friendly entertainment.

From the Blackhawks Inflatable Rink and Shoot-the-Puck station to the recreational area with bag toss, human-sized foosball and Bud Light bar, fans of all ages were able to celebrate hockey's return.



LEADERSHIP

PLAYERS

2018-19

OPPONENTS

TRADITION

RECORDS

PLAYOFFS

HISTORY

MINORS

MEDIA



It was the dawn of the next Ice Age. After 65 years in the historic Chicago Stadium, the Blackhawks moved across Madison Street for the 1994-95 season and into their new home – the United Center. Featuring state-of-the-art technology, top local food and beverage options and more, the United Center offers the ultimate experience for Blackhawks fans.

Some of the amenities enhancing the fan experience include: a brand new, state-of-the-art scoreboard and custom sound system, on-ice projection, 360-degree LED boards on all three levels, HD video replay scoreboard, brand new seats and LED sports lighting. Visiting fans can also enjoy a few of Chicago's best food and beverage options including Big Star, Lillie's Q, Lottie's Pub and more! The new options join longtime fan favorite food and beverage offerings and highlight a few of the city's most loved and exclusive menu items. The United Center also provides the best in fan convenience and accessibility with eight escalators, extra-wide concourses for better mobility, ATMs on all public levels and unobstructed seating throughout the arena.

The arena accommodates 19,717 for hockey, 20,917 for basketball and up to 20,917 for concerts and other special events and has welcomed over 55 million fans since its open in 1994.

WHILE AT THE UNITED CENTER

Make sure to check out the new Atrium at the United Center. Open to the public daily at 10 AM, the Atrium offers options for visiting fans to celebrate the home teams before and after games as well as on non-gamedays!

MADHOUSE TEAM STORE | This 10,000 square-foot retail space is co-branded with both Blackhawks and Bulls gear, as well as an exclusive new line of Madhouse apparel! Equipped with interactive technology, guests can snap a photo in the photobooth, make play-by-play calls from some of the most famous moments in both teams' history and even design their own jersey or hat!

MAD WEST | HUNGRY? TIRED? THIRSTY? Mad West has your back. The Mad West menu offers Dark Matter Coffee selections, beer and unique food options curated to reflect street food culture. Inspired by elements of Chicago's Near West Side, Mad West is designed with exposed brick and street art creating a casual, creative vibe for fans and visitors alike.

QUEENIE'S SUPPER CLUB | Make a stop at Queenie's Supper Club & Cocktails! Come along as we reminisce on our roots and our champion history and get a taste of what's to come as we welcome a new generation of traditions and flavors. Visit QueeniesSupperClub.com for more information.

BOX OFFICE | Looking for an upgrade or want to check out what's coming to the United Center? Stop in the brand new concierge-style box office!

DIRECTIONS | 1901 W. MADISON ST.

COMING FROM THE NORTH: Take 90 East to the Madison Street exit, and make a right onto Madison Street. The building will then be on the left.

COMING FROM THE SOUTH: Take 55 North to the Damen/Ashland exit and make a left, going northbound for approximately 7 minutes. The building will then be on the right.

COMING FROM THE EAST: Take Madison Street west from the city.

COMING FROM THE WEST: Take 290 East to the Damen Avenue exit. Take Damen Avenue northbound to Madison Street. Make a right onto Madison, and the building will be on your right.

FIFTH THIRD ARENA



Fifth Third Arena, Chicago Blackhawks Community Rink, is not only the practice home for the team, but also a critical community space that serves as a hub for youth hockey development programs, recreational leagues, high school teams, programming and public skate. The majority of the privately-funded, \$65 million facility's use is dedicated to the community – from ice time, use of equipment, instruction and nutritional support to after-school programming with local organizations – providing more than \$3 million of community benefits over its first five years of operation.

The new 125,000 square-foot, state-of-the-art facility houses two regulation-sized NHL rinks, 22 team and public locker rooms, medical and rehab facilities, a public fitness training center and a media center. Additional amenities include food & beverage options (a full-service bar, concession stand, coffee & juice bar, and healthy vending options), a rooftop deck and additional space for public functions like the Great Hall and two multi-purpose rooms. The building also includes several classrooms that host Chicago Blackhawks Foundation programs for Chicago Public School students and nonprofit organizations on the importance of health, wellness, nutrition, physical fitness and STEM education.

For more information, please visit fifththirdicearena.com.

DIRECTIONS | 1801 W. JACKSON BLVD.

COMING FROM THE NORTH: Take 90 East to 290 West, then exit at Damen Avenue. Take Damen Avenue northbound to the first cross-street, Jackson Blvd. Make a right onto Jackson, and the building will be on your right.

COMING FROM THE SOUTH: Take 55 North to the Damen Avenue exit and make a left, going northbound for approximately three miles. Turn right onto Jackson Blvd., and the building will be on your right.

COMING FROM THE EAST: Take 290 West to the Damen Avenue exit. Take Damen Avenue northbound to Jackson Blvd. Make a right onto Jackson, and the building will be on your right.

COMING FROM THE WEST: Take 290 East to the Damen Avenue exit. Take Damen Avenue northbound to Jackson Blvd. Make a right onto Jackson, and the building will be on your right.

LEADERSHIP

PLAYERS

2018-19

OPPONENTS

TRADITION

RECORDS

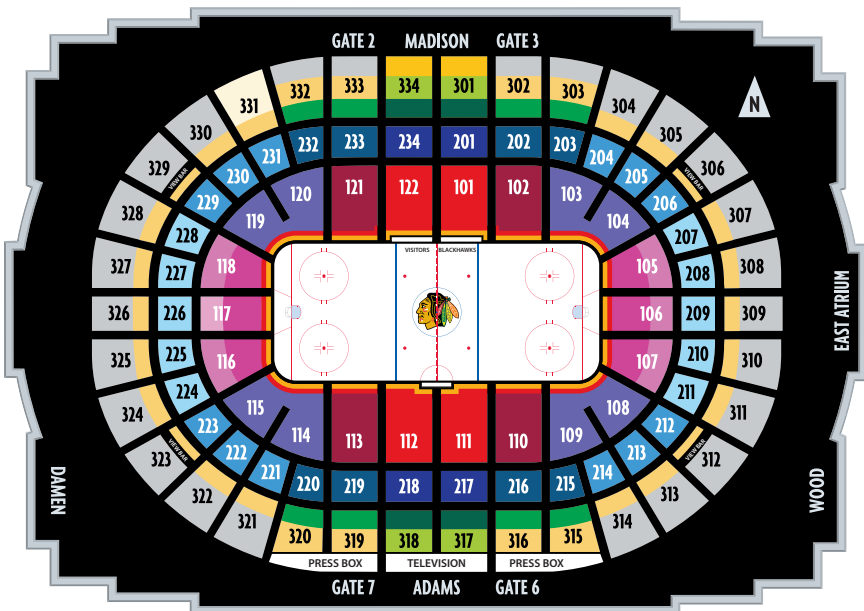
PLAYOFFS

HISTORY

MINORS

MEDIA

LEADERSHIP	PLAYERS	2018-19	OPPONENTS	TRADITION	RECORDS	PLAYOFFS	HISTORY	MINORS	MEDIA
------------	---------	---------	-----------	-----------	---------	----------	---------	--------	-------



UNITED CENTER CAMPUS MAPS



BLACKHAWKS IN THE COMMUNITY

LEADERSHIP

PLAYERS

2018-19

OPPONENTS

TRADITION

RECORDS

PLAYOFFS

HISTORY

MINORS

MEDIA



CHICAGO BLACKHAWKS FOUNDATION

With deep roots on the west side, we understand that success – in sports and life – can't happen without the support of a strong community. Every day, we are humbled by the loyalty of our fans and inspired to do everything we can to help build a better life for those in need. We have always believed that our success is measured not solely by accomplishments on the ice, but also by our impact in the place we call home.

As the official charity of the Chicago Blackhawks, the Chicago Blackhawks Foundation is proud to bring hope to the communities that make our city so special. Our commitment is to provide access to the programming and funding necessary for organizations to make a positive impact. Our goal is to grow the game we love while giving the people we serve a chance for something greater.

"Envisioning a healthier, smarter, more secure world for families in and around Chicago."



CHICAGO BLACKHAWKS
FOUNDATION

PROGRAM SPOTLIGHT

Fifth Third Arena – Chicago Blackhawks Community Rink is not only the practice home for the Chicago Blackhawks, but also a critical community space that offers the Foundation's education-based programming in addition to hockey activities.

First Stride | Focuses on bringing science, technology, engineering and math to life through the game of hockey with an accompanying learn-to-skate session for Chicago Public School students.

Family Skate | Provides a free fieldtrip opportunity for under-privileged youth and their families to bond over trying something new and outside of their comfort zone.

Afterschool Programming | Partners with local organizations to offer hands-on educational activities for youth in a unique space that will enhance their traditional academic experience.

Additionally, the Foundation continues to provide grants that give local nonprofits access to the financial support they need to foster positive change as well as maintains all community relations efforts.

BLACKHAWKS IN THE COMMUNITY



YOUTH HOCKEY AND FAN DEVELOPMENT

The Chicago Blackhawks strive to provide initiatives and resources that increase awareness of hockey and encourage participation for anyone who wants to play the sport. This includes exposing children from across the city and state to hockey, introducing the sport to those who have not played, instructing players on the skills and values of the game, and enhancing the Blackhawks brand within existing club organizations.

PROGRAM SPOTLIGHT

The Blackhawks street hockey rink at **Kennedy Park** and traveling **Inflatable Rink** allow children the opportunity to first experience hockey in a safe, structured environment.

Our **Little Blackhawks Learn-to-Play** program offers an eight-week program at minimal cost as well as free head-to-toe gear for first-time hockey players with prior skating knowledge.

Our various **summer and holiday camps** are open to all levels of skaters, using top-notch coaches and former Blackhawks players to provide both on- and off-ice instruction.

More than 75 **Blackhawks Rink Partners** throughout Illinois, Indiana, Iowa and Wisconsin help us establish and grow relationships with AHA's youth hockey community members.

In partnership with **Chicago Blackhawks Special Hockey, Blind Hockey and Sled Hockey**, we are also increasing participation in hockey among children and adults with disabilities or special needs.

The **Eddie Olczyk Award** provides a scholarship to young hockey players and teams in Illinois who may not otherwise have the means to continue playing hockey at a competitive level.

LEADERSHIP

PLAYERS

2018-19

OPPONENTS

TRADITION

RECORDS

PLAYOFFS

HISTORY

MINORS

MEDIA

NHL KEY DATES

OCTOBER

- 1 Opening day playing rosters set (5 p.m. ET)
 2 Opening night of 2019-20 NHL regular season
 4 2019 NHL Global Series™: Chicago Blackhawks vs. Philadelphia Flyers
 (O2 Arena, Prague, Czech Republic)
 21 NHL Alumni Awards Gala – Honorees: TBA (Scotiabank Centre, Toronto,
 Ont.)
 26 2019 Tim Hortons NHL Heritage Classic™: Calgary Flames at Winnipeg Jets
 (Mosaic Stadium, Regina, SK)

NOVEMBER

- 1-30 Hockey Fights Cancer Awareness Month
 8 & 9 2019 NHL Global Series™: Buffalo Sabres vs. Tampa Bay Lightning
 (Ericsson Globe, Stockholm, Sweden)
 15 Hockey Hall of Fame Game: Boston Bruins at Toronto Maple Leafs
 18 Hockey Hall of Fame Induction Ceremony (Toronto, Ont.): Inductees:
 Guy Carboneau, Vladav Nedomansky, Hayley Wickenheiser and Sergei Zubov
 (Player category); Jim Rutherford, Jerry York (Builder category); Frank Brown,
 Jim Hughson (Media honorees).
 19 NHL General Managers' Meeting (NHL Toronto Office, Toronto, Ont.)
 26 NHL Founders Day (1917)
 29 2019 NHL Thanksgiving Showdown™: New York Rangers at Boston Bruins

DECEMBER

- 1 Signing deadline for Group 2 free agents (5 p.m. ET)
 9-10 NHL Board of Governors Meeting (Pebble Beach, Calif.)
 12 U.S. Hockey Hall of Fame Induction (Inductees: Gary Bettman,
 Brian Gionta, Neal Henderson, Tim Thomas & Krissy Wendell) and Celebration
 of Lester Patrick (Recipient: TBA) (Location: Washington, D.C.)
 19 102nd Anniversary of League's first games played
 19-27 Holiday roster freeze in effect
 24-26 Holiday break
 26-Jan. 5 IIHF World Junior Championship (Ostrava/Trinec, Czech Republic)

JANUARY

- 1 2020 Bridgestone NHL Winter Classic®: Nashville Predators at Dallas Stars
 (The Cotton Bowl, Dallas, Tex.)
 Week of 13th NHL Central Scouting Mid-Season Rankings release
 16 CHL/NHL Top Prospects Game (FirstOntario Centre, Hamilton, Ont.)
 20 USA Hockey's annual All-American Prospects Game (USA Hockey Arena,
 Plymouth, Mich.)
 23-26 NHL All-Star Break (no games played)
 23-25 No scheduled practices – dressing rooms closed
 24 2020 NHL All-Star Skills Competition™ (Enterprise Center, St. Louis, Mo.)
 25 2020 Honda NHL All-Star Game (Enterprise Center, St. Louis, Mo.)
 26-27 2020 AHL All-Star Classic (Citizens Business Bank Arena, Ontario, Calif.)
 27 NHL regular season resumes

FEBRUARY

- 1-29 NHL Celebrates Black History Month
 8 Hockey Day in Canada (all 7 Canadian NHL Clubs in action)
 8 20th Annual Scotiabank Hockey Day in Canada (Host: Yellowknife, NT)
 15 2020 NHL Stadium Series™: Los Angeles Kings at Colorado Avalanche (U.S.
 Air Force Academy's Falcon Stadium, Colorado Springs, Colo.)
 16 Hockey Day in America
 16-23 Hockey Week Across America (USA Hockey)
 24 2020 NHL Trade Deadline (3 p.m. ET)

MARCH

- 1-31 NHL Celebrates Gender Equality Month
 2-4 NHL General Managers' Meeting (Boca Raton, Fla.)
 27-29 NCAA Men's Ice Hockey Regionals

APRIL

- 1-30 NHL Celebrates Earth Month
 4 Last day of 2019-20 regular season
 Week of 6th NHL Central Scouting Final Rankings release
 8 Stanley Cup Playoffs begin
 9-11 NCAA Frozen Four (Little Caesars Arena, Detroit, Mich.)
 16-26 IIHF Under-18 World Championship (Ann Arbor/Plymouth, Mich.)
 TBD 2020 NHL Draft Lottery

MAY

- 8-24 IIHF World Championship (Zurich/Lausanne, Switzerland)
 22-31 2020 CHL Memorial Cup (Prospera Place, Kelowna, B.C.)

JUNE

- 1-30 NHL Celebrates Pride Month
 1-6 2020 NHL Scouting Combine (Buffalo, N.Y.)
 13 Last possible day for 2020 Stanley Cup Final
 17 2020 NHL Awards™ (Las Vegas, Nev.)
 26-27 2020 NHL Draft™ (Bell Centre, Montreal, Que.)

JULY

- 1 Free agency begins (12 p.m. ET)
 5 Deadline for player-elected salary arbitration notification (5 p.m. ET)
 6 Deadline for club-elected salary arbitration notification (5 p.m. ET)
 20-Aug. 4 Salary arbitration hearings held

AUGUST

- 6 Deadline for salary arbitration decisions to be rendered

REFEREES

NAME
Anderson, Reid*
Blandina, Brandon*
Brenk, Jacob
Charron, Francis
Chmielewski, Tom
Dunning, Mitch*
Dwyer, Gord
Furlatt, Eric
Halkidis, Beaudry*
Hanson, Trevor
Hebert, Ghislain
Hebert, Jean
Joannette, Marc
Kelly, Dan*
Kozari, Steve
Lambert, Pierre
L'Ecuyer, Frederick
Lee, Chris
Luxmore, Thomas John
MacDougall, Peter
Markovic, Michael*
McCauley, Wes
McIsaac, Jon
Meier, Brad
Morton, Dean
Nicholson, Kendrick
O'Donnell, Conor*
O'Halloran, Dan
O'Rourke, Dan
Peel, Tim
Pochmara, Brian
Pollock, Kevin
Rank, Garrett
Rehman, Kyle
Rooney, Chris
Schlenker, Chris
Schrader, Brandon*
Skilliter, Graham
South, Furman*
St-Laurent, Francois
St. Pierre, Justin
Sutherland, Kelly
Syvret, Corey*
Walsh, Ian

* Minor-league official

SWEATER NO.	NAME
49	Alphonso, Shandor
39	Amell, Derek
26	Baker, Tyson*
6	Barton, Steve
18	Berg, Devin
43	Brisebois, David
19	Cherrey, Scott
27	Cormier, Michel
48	Daisy, Ryan
14	Devorski, Greg
22	Driscoll, Scott
15	Flemington, Kyle*
25	Fournier, Julien*
45	Galloway, Ryan
40	Gawryletz, Brandon
37	Gawryletz, Travis
17	Gibbons, Ryan
28	Gibbs, Darren
21	Knorr, Trent
38	Kovachik, Brad
47	Mach, Brian
4	MacPherson, Matt
2	Marquis, Jesse*
34	Miller, Steve
36	Mills, Bevan
30	Murchison, Kiel
39	Murphy, Brian
13	Murray, Jonny
9	Nagy, Kory
20	Nansen, Derek
16	Pancich, Bryan
33	Racicot, Pierre
7	Rody, Vaughan
10	Sericolo, Anthony
5	Shewchyk, Mark
3	Smith, Andrew
46	Suchanek, Libor
24	Tobias, James
44	Toomey, Travis*
8	
12	
11	
42	
29	

LINESMEN

SWEATER NO.
52
75
88
59
87
96
50
76
81
54
68
55
56
82
64
67
58
66
63
71
78
83
86
89
53
79
93
95
97
70
94
65
73
84
92
51
60
61
90

LEADERSHIP
PLAYERS
2018-19
OPPONENTS
TRADITION
RECORDS
PLAYOFFS
HISTORY
MINORS
MEDIA



NATIONAL HOCKEY LEAGUE DIRECTORY

NEW YORK

1185 Avenue of the Americas, 15th floor
New York, NY 10036
212-789-2000

TORONTO

50 Bay St., 11th Floor
Toronto, Ontario M5J 2X8
416-359-7900

MONTREAL

1800 McGill College Ave., Suite 2600
Montreal, Quebec H3A 3J6
514-841-9220

EXECUTIVES

Commissioner
Deputy Commissioner
Senior Executive Vice President, Hockey Operations

Gary B. Bettman
William Daly
Colin Campbell

NHL COMMUNICATIONS (@PR_NHL)

Executive Vice President, Communications
Senior Vice President, Communications
Senior Vice President, Communications
Vice President, Corporate Communications
Senior Director, Communications
Senior Director, Corporate Communications
Director, Communications
Director, Communications
Senior Manager, Communications
Senior Manager, Communications
Vice President, Statistics & Information
Vice President, Statistics & Information
Senior Manager, Statistics & Information
Manager, Statistics & Information
Manager, Statistics & Information
Senior Vice President, Event Communications & Player Development
Director, Event Communications & Player Development
Senior Manager, Event Communications & Player Development
Manager, Event Communications & Player Development
Manager, Event Communications & Player Development
Coordinator, Event Communications & Player Development
Coordinator, Event Communications & Player Development
Coordinator, Event Communications & Player Development
Assistant, Event Communications & Player Development
Director, Social Media
Senior Manager, Social Media Programs
Manager, In-Game Social Media
Manager, Social Content & Community Management
Coordinator, In-Game Social Media
Coordinator, In-Game Social Media
Coordinator, Social Media Programs

Gary Meagher
John Dellapina
Jon Weinstein
Jennifer Neziol
Greg Ingils
Nirva Milord
Brad Klein
Jennifer Moad
Julie Young
Jasmine Ghafour
Josh Bernstein
Benny Ercolani
Russ Levine
Trevor Bjergso
Brendon Crossman
Stuart McComish
Scott Rodgers
Jamey Horan
Chris Wojcik
David Keon
Casey Blossom
Jeff Day
Megan Cooper
Sam Gilbert
Gina Morra
Emily Campbell
Sean Dennison
David Klatt
Chris Ackroyd
Kevin Baumer
Andrew Boehmer
Dylan Cooper
Rebecca Friedman



COMMISSIONER
GARY B. BETTMAN



DEPUTY COMMISSIONER
WILLIAM DALY



SENIOR EXECUTIVE VP,
HOCKEY OPERATIONS
COLIN CAMPBELL



VISIT THE BLACKHAWKS STORE

333 N. MICHIGAN AVENUE • CHICAGO

EXCLUSIVE BLACKHAWKS APPAREL FROM TOP BRANDS, AUTHENTICATED
MEMORABILIA, COLLECTIBLES, INTERACTIVE DISPLAYS AND MORE.

BLACKHAWKSSTORE.COM



IN MEMORIAM

CHET COPPOCK

1948 - 2019



UNITED



Air. Hockey.

Official Airline of the Chicago Blackhawks.

Chicago's hometown airline®