



2015-16 CALGARY FLAMES
MEDIA GUIDE

calgaryflames.com



Fan Attic™

11 | MIKAEL BACKLUND

5 | MARK GIORDANO



GEAR UP

AUTHENTIC TEAM MERCHANDISE NOW AVAILABLE AT THE ALL-NEW

flamesport.com



CALGARY FLAMES HOCKEY CLUB

Scotiabank Saddledome, P.O. Box 1540, Station M, Calgary, AB, Canada T2P 3B9

Phone: 403-777-2177 | Fax: 403-777-2199 | calgaryflames.com

CALGARY FLAMES 35TH SEASON | MEMBER OF THE NHL FOR 43 SEASONS

TABLE OF CONTENTS

Club Directory	2	Flames – Yearly Leaders	222
Media Guidelines Summary	3	Flames – Penalty Shots	223-224
History of the Franchise	4	Flames All-Time Leaders	225-227
Owners' Biographies	5-6	Flames All-Time Top Seasons	228-230
Ken King	7	Flames Career Scoring	231-236
Brian P. Burke	8	Flames Career Goaltenders	237
Hockey Club Personnel	9-19	Flames Lifetime Shutouts	238-241
Hockey Club Office Staff	20	Flames Home & Away vs. NHL	242-243
Hockey Hall of Fame	21-24	Flames All-Time Team Records	244-245
Flames All-Star Selections	25	Flames All-Time Individual Records	246-247
Flames All-Time Trophy Winners	26	PLAYOFF RECORDS	
Calgary Flames Foundation	27-29	Flames All-Time Playoff Results	249-250
Community Relations	30-31	Flames All-Time Playoff Overtime Games	251
Player Programs	32	Flames All-Time vs. Other Teams	252
McCaig Award	33	Flames All-Time Playoff Leaders	252-255
Scurfield Award	34	Flames Playoff Team Records	256-259
THE PLAYERS	35-89	Flames Playoff Individual Records	259-261
IN THE SYSTEM	90-106	Flames All-Time Playoff Series Record	262
2015-16 Training Camp Roster	107	Flames All-Time Roster	263-272
Flames Draft History	108-112	Flames All-Time Sweater Roster	273-277
Managers and Coaches	113	2015-16 NHL On-Ice Officials	277
Coaching Stats	114	2015-16 Critical Dates Calendar	278
Captains/1000th Game/Retired Jerseys/Forever a Flame	115	Stockton Heat	279
FLAMES YEAR-BY-YEAR RESULTS	116-151	Stockton Heat 2015-16 Regular Season Schedule	280
Game-by-Game Results	152-166	American Hockey League Final Standings	281
2014-15 RESULTS		Adirondack Flames 2014-15 Scoring	282-283
NHL Stats 2014-15	168	Adirondack Thunder	284
Flames Highs & Lows	169-171	Adirondack Thunder 2015-16 Regular Season Schedule	285
Flames 2014-15 Team Scoring	172	Calgary Hitmen	286-287
Flames 2014-15 Individual Goals	173	Calgary Roughnecks	288-289
Scoring Breakdown	174-176	Calgary Stampeders	290
Flames 2014-15 Overall Results	177-178	Scotiabank Saddledome Seating Bowl	291
Flames Home Results/Road Results	179-180	Calgary Flames 2015-16 Regular Season Schedule	292
Stanley Cup Results/Divisional Alignment	181		
FLAMES VS NHL TEAMS 2014-15	182-213		
FLAMES ALL-TIME TEAM RECORDS			
Flames All-Time Team Records – Overall	215		
Flames All-Time Records – Home and Road	216-217		
Flames Overtime Results	218-219		
Flames Month by Month All-Time Records	220		
Opening Game /Home Attendance	221		

EDITORS: Peter Hanlon, Sean Kelso, Greger Buer
 STATISTICS CONTRIBUTORS: Elias Sports Bureau
 PHOTOGRAPHY: Gerry Thomas, Brad Watson, Jenn Pierce, Clint Trahan, Getty Images
 GRAPHIC DESIGN: Colleen Little, Chris Huey
 DESIGN ASSISTANCE: Rheannon Chan, Kimberley Colonna

EDITORIAL ASSISTANCE: Janis Lee
 The Calgary Flames Media Guide is published by the Calgary Flames Hockey Club
 Copyright 2015 Calgary Flames Hockey Club. All rights reserved.
 The information and photos contained in this Media Guide cannot be used for commercial purposes without the prior written consent of the Calgary Flames Hockey Club.

CLUB DIRECTORY

OWNERS

N. Murray Edwards (Chairman), Alvin G. Libin, Allan P. Markin,
Jeff McCaig, Clayton H. Riddell

EXECUTIVE

President & Chief Executive Officer Ken M. King
Chief Operating Officer John Bean
Chief Financial Officer Cam Olson
President, Hockey Operations Brian P. Burke
General Manager Brad Treiving
VP, Building Operations Libby Raines
VP, Finance and Administration Ken Zaba
VP, Advertising, Sponsorship & Marketing Jim Bagshaw
VP, Sales Rollie Cyr
VP, Communications Peter Hanlon
VP, Business Development Jim Peplinski
VP, Food & Beverage Doug Collier

HOCKEY CLUB PERSONNEL

President, Hockey Operations Brian Burke
General Manager Brad Treiving
Assistant GM Craig Conroy
Assistant GM Brad Pascall
Director, Hockey Administration Mike Burke
Director, Player Development - West Ron Sutter
Director, Player Development - East Troy Crowder
Player Development Ray Edwards
Director, Amateur Scouting Tod Button
Director, Hockey Analytics Chris Snow
Head Coach Bob Hartley
Associate Coach Jacques Cloutier
Assistant Coach Martin Gelinas
Assistant Coach, Video Jamie Pringle
Goaltending Coach Jordan Sigalet
Skating Consultant Dawn Braid
Manager, Team Services Sean O'Brien
Exec. Asst. to President, Hockey Operations and GM ... Brenda Koyich
Exec. Asst. to Assistant General Managers Anita Cranston
Pro Scouts Michel Goulet, Steve Leach, Derek MacKinnon,
..... Steve Pleau, Todd Woodcroft
Amateur Scouts Frank Anzalone (NCAA), Jim Cummins (USHL),
..... Terry Doran (OHL), Ari Haanpaa (Europe),
..... Bobbie Hagelin (Europe), Corey Krakower (QMJHL),
..... Bob MacMillan (QMJHL), Brad McEwen (WHL),
..... Fred Parker (OHL), Eric Soltys (New England),
..... Rob Sumner (WHL), Ritchie Thibeau (QMJHL)

MEDICAL | TRAINING STAFF

Head Therapist Kent Kobelka
Assistant Athletic Therapist Mike Gudmundson
Rehabilitation Consultant Kevin Wagner
Massage Therapist Domenic Manchisi
Strength & Conditioning Coach Ryan van Asten
Equipment Manager Mark DePasquale
Assistant Equipment Manager Corey Osmak
Dressing Room Attendant Ben Dumaine
Head Physician Dr. Ian Auld
Team Physicians Dr. Jim Thorne, Dr. Richard Boorman
..... Dr. Stephen French, Dr. David Manning
Team Dentists Dr. Bill Blair, Dr. Kristin Yont

STOCKTON HEAT

President Dave Piecuch
Head Coach Ryan Huska
Assistant Coach Todd Gill
Assistant Coach Domenic Pittis
Goaltending Coach Scott Gouthro
Strength & Conditioning Coach Mike Thompson
Head Equipment Manager Peter Bureaux
Assistant Equipment Manager Luke Eichas
Head Athletic Trainer Marc Paquet
Video Analyst & Team Services Manager Adam Berger

COMMUNICATIONS

VP, Communications Peter Hanlon
Director, Communications & Media Relations Sean Kelso
Coordinator, Public Relations Greger Buer
Communications Assistant Kelsey McCay

ADMINISTRATION

Chief Operating Officer John Bean
Chief Financial Officer Cam Olson
Exec. Asst. to President/CEO Judy O'Brien
Director, Business Intelligence & Special Projects Deniece Kennedy
Sr. Director, Human Resources David Fulton
Director, Human Resources Betty Mah

MARKETING | TICKETING

VP, Advertising, Sponsorship & Marketing Jim Bagshaw
VP, Sales Rollie Cyr
VP, Business Development Jim Peplinski
Senior Director, Sponsorship & Sales Pat Halls
Senior Director, Game Presentation & Events Geordie Macleod
Director, Corporate Sponsorship Kevin Gross
Director, Sponsorship & Sales Michelle Everett
Director, Sponsorship & Sales Mark Stiles
Executive Assistant, Marketing Suzanna Chapman
Executive Assistant to VP,
Sales, Customer Service & Ticketing Tracy Wood
Director, Corporate Sponsorship Mike Mungliello
Director, Sales & Executive Suites Mike Franco
Director, Customer Service Marc Leost
Director, Broadcast & Production Carlo Petrini
Director, Retail Brent Gibbs
Director, Marketing & Creative Services Jillian Frechette
Manager, Digital Content Jason Johnson

SCOTIABANK SADDLEDOME

VP, Operations Libby Raines
VP, Food & Beverage Doug Collier
Director, Building Operations Trent Anderson
Manager, Building Operations Andrew Higgins
Senior Food Services Manager Sheila Parisien
Manager, Security & Loss Prevention Bob Godun

AFFILIATES

Radio Affiliate The FAN 960 (960 AM)
TV Affiliate Rogers Sportsnet, CBC-TV, TSN

MEDIA GUIDELINES



Peter Hanlon
VP, COMMUNICATIONS



Sean Kelso
DIRECTOR, COMMUNICATIONS
& MEDIA RELATIONS



Greger Buer
COORDINATOR, PUBLIC
RELATIONS



Kelsey McCay
COMMUNICATIONS
ASSISTANT

REGULAR SEASON PRACTICE ACCESS

- Standard practice time will be 11:00 a.m. and game day skates at 10:30 a.m. Please note practice times may vary. We will make every effort to inform you in the event of a schedule change.
- The dressing room will remain closed before and during practice. When the dressing room door is closed, access is not permitted.
- Access to the dressing room will be granted following practice per NHL regulations: five minutes following first group of players (who participated in the practice) leaving the ice for no less than 30 minutes. In the event of a meeting, the dressing room will be open until the meeting begins and again following the meeting for at least 30 minutes.
- Media access is permitted in the main locker room and foyer.
- Media access to the home players' bench is not permitted during practice.
- Bob Hartley will be available within 20 minutes following practice in a media conference format in a designated area near the dressing room. Individual interview (one-on-one) requests will only be granted in special circumstances and on advance notice.

GAME DAY AND POST-GAME

- On request, players will be available to the media for interviews for a 30 minute period up to 90 minutes prior to game time. Preferably, media interviews should be conducted following the morning practice.
- Requests for players/coaches for broadcast pre-tape interviews must be made to the communications department before 11:00 a.m. on game day. In the case of "quick hits", please provide with at least two minutes remaining in the period with a back-up option.
- Dressing room will open to media five minutes after the game with same areas as stated above available for interviews.

- Bob Hartley will be available (in a media conference format) within 20 minutes of the conclusion of the game. The post-game media conference will take place in the media lounge. The dressing room will remain open during the coach's press conference.
- Please request credentials 24 hours in advance of the game you have been assigned to cover. In the case of full-time credential media, please inform us, when possible, if you are not attending a particular game.

PHOTOGRAPHY/TELEVISION CAMERAS

- Please follow credential guidelines outlined above. Freelance photographers will only be granted credentials when on assignment from a media outlet.
- Photographers/cameras are permitted to shoot Flames practice from the visiting team bench or stands only.
- Television rightsholders may place one handheld camera on the bench during warm-up once the players have taken the ice (local – home bench only).
- Photographers will be guaranteed one location for the first period. Other period shooting locations will be coordinated during the game. Please respect sight lines of spectators at all times.
- Any live news shots utilizing the playing surface as a backdrop must conclude 30 minutes before television broadcast begins.
- As per NHL policy, non-rightsholders are not permitted to record highlights during games. Highlights will be available through Telus Operations Center, 800-332-1083.

FLAMES MEDIA INFORMATION

- For information and times for Flames practices, news conferences and other events go to www.flamespr.com or call the Media Information Line at 403-777-3666 for a pre-recorded message.

PHONE 403-777-2177 **WEB** www.flamespr.com **MEDIA HOTLINE** 403-777-3666
calgaryflames.com

*This is a summary of the comprehensive NHL media/broadcast access policies.

HISTORY OF THE FRANCHISE

The Calgary Flames will mark their 35th season and 36th year in Calgary with the 2015-16 NHL campaign.

For more than 30 years, the Calgary Flames have been electrifying hockey fans in southern Alberta. In that time, not only has the team established itself as a successful NHL franchise, but it has grown into a vital and integral part of our community. From their on-ice victories and awards to their off-ice charitable endeavours, the Flames have become one of the premier professional sports organizations in North America.

It all started in May of 1980 when Nelson Skalbania and a group of Calgary entrepreneurs consisting of Doc and B.J. Seaman, Harley Hotchkiss, Norm Green, Ralph Scurfield, and Norman Kwong announced the acquisition of the Atlanta Flames and declared their intention to relocate the franchise to Alberta. Calgarians lined up to support their new team. For the first time in NHL history, 755 standing-room season tickets were sold, generating a capacity crowd of 7,243 fans at the Stampede Corral for the Flames' inaugural game on October 9, 1980.

In their first decade, the Flames amassed an impressive record of milestones and achievements. The team made it to the postseason every year in the 1980s, capturing two Smythe Division championships, two Clarence Campbell Conference titles (1985-86, 1988-89), and two Presidents' Trophies (1987-88, 1988-89), and advancing twice to the Stanley Cup Final (1986, 1989), both times against the Montreal Canadiens. After falling to the Habs in five games in 1986, the Flames prevailed in a thrilling six-game series in 1989, becoming the only visiting team ever to win the Cup on Montreal Forum ice. Two of the players in that historic playoff run—Lanny McDonald (#9) and Mike Vernon (#30)—would ultimately have their jersey numbers retired by the organization, while two others—Al MacInnis (#2) and Joe Nieuwendyk (#25)—would be inducted into the "Forever a Flame" program.

The 1980s saw the Flames move out of the Corral and into the Saddledome. The state-of-the-art 16,683-seat facility built for the 1988 Winter Olympics officially opened its doors on October 15, 1983. That same year, the Calgary Flames Foundation was launched as the charitable arm of the club. Since its inception, the Foundation and its partners have raised millions of dollars for education, health and medical research, and amateur and grassroots sports.

The following decade was one of challenge and change for Flames as they sought to replicate their successes from the '80s. League-wide reorganization and realignment shifted the team into the Pacific Division in 1993, a move that obviously agreed with them—they finished the season in first place, capturing the first of two Pacific Division titles (1993-94 and 1994-95).

Another new project for the Flames in the '90s was the purchase of a local junior team, the Western Hockey League Calgary Hitmen. That affiliation continues today under the banner of the Calgary Sports and

Entertainment Corporation (CSEC). Launched in 2012, CSEC is now the parent company for five sports franchises owned by the corporation: the Flames, Calgary Hitmen, Calgary Roughnecks, Calgary Stampede and the Stockton Heat of the American Hockey League.

Moving into the new millennium brought new opportunities for the Flames, including a third appearance in the Stanley Cup Final in 2004. In that year's playoffs, Calgary eliminated three of the top teams in the League before taking on the Tampa Bay Lightning, losing in the last game of a hard-fought, seven-game series. Fans rallied behind their team by sporting red Flames jerseys, marking the beginning of the phenomenon known as the C of Red that remains a hallmark of Flames home games to this day.

The 2000s were also a decade of acknowledging those off the ice who have contributed so much to the team. Two Calgary legends were recognized by the Hockey Hall of Fame in 2006, when Flames co-owner Harley Hotchkiss was inducted in the Builder Category and broadcaster Peter Maher received the Foster Hewitt Memorial Award. In 2009, the Flames lost one of their own with the passing of co-owner Daryl "Doc" Seaman, who was also inducted by the Hall as a Builder in 2010.

Although we are only midway through the 2010s, the Flames have already celebrated more extraordinary milestones. On November 26, 2010, the team recorded its 10,000th goal in franchise history, and later that season, they played their 3,000th NHL game. Then in 2011, the Flames hosted the Montreal Canadiens in the Heritage Classic at McMahon Stadium in front of 41,000 fans, a 4-0 victory that marked the first ever shutout in an NHL outdoor game.

Amid all the history, the first half of this decade has also been a time of looking forward for the Flames. Familiar faces have moved on while others have taken the reins. During the 2013-14 season, a franchise record 12 Flames players made their NHL debuts, and in 2014-15, the team returned to the postseason for the first time since 2009. As a new group of talented players takes to the ice this year, they likewise take up the challenge of once again bringing a championship back to the city of Calgary and their fans.

CALGARY FLAMES OWNERSHIP GROUP




N. MURRAY EDWARDS

N. Murray Edwards is owner and president of Edco Financial Holdings Ltd., a merchant banker since 1988. He is a leading investor in, and managing director and chairman of, numerous publicly traded companies, including Canadian Natural Resources Limited and Ensign Energy Services Inc. Today, these companies employ over 25,000 individuals. He is also a chairman, director and co-owner of the Calgary Flames Hockey Club.

Mr. Edwards graduated with a Bachelor of Commerce from the University of Saskatchewan with Great Distinction and a Bachelor of Laws with Honours from the University of Toronto. After moving to Calgary in 1983, he became a lawyer and later a partner with Burnet, Duckworth & Palmer, a Calgary-based law firm.

At the community level, Mr. Edwards is a member of the Canadian Council of Chief Executives and on the board of directors of the C.D. Howe Institute.



ALVIN G. LIBIN

Alvin G. Libin is a native Calgarian with business interests in real estate, oil and gas, and financial services. Mr. Libin is the president and chief executive officer of Balmon Investments Ltd., a private management services and investment company. He has a strong commitment to the city of Calgary and to the province of Alberta, and has provided leadership in various volunteer positions.

In 2003, Mr. Libin and his wife Mona, through the Alvin and Mona Libin Foundation, established the Libin Cardiovascular Institute of Alberta in partnership with the University of Calgary and Alberta Health Services. Its mission is to provide world-class cardiovascular healthcare, education and research for southern Alberta. He is past chairman of the Alberta Ingenuity Fund, a foundation created by the Government of Alberta to stimulate and support science and engineering research for the benefit of Albertans. He also serves as a director of several corporate and community boards.

Mr. Libin is an Officer of the Order of Canada and holds an Honourary Doctorate of Laws from the University of Calgary. He was inducted into the Alberta Order of Excellence in 2004.



CLAYTON H. RIDDELL

Clayton H. Riddell was introduced as a new member of the Calgary Flames ownership group on August 29, 2003. His participation, combined with the ongoing commitment of the existing owners of the team and the community, provides strength, continuity and stability to the organization.

Mr. Riddell graduated from the University of Manitoba with a Bachelor of Science, Honours degree in Geology. In May 2004, he received an Honourary Doctorate of Science from the University of Manitoba. Mr. Riddell is the Chairman of the Board of Paramount Resources Ltd., a publicly traded oil and gas company since 1978. He is chairman of the board of Perpetual Energy Inc. and Trilogy Energy Corp.

Mr. Riddell is past president of the Canadian Society of Petroleum Geologists and past chair of the Canadian Association of Petroleum Producers. Mr. Riddell is associated with several other profit and non-profit organizations. He is chair for the Shaw Charity Classic, the PGA Champions Tour golf event which staged its inaugural event in 2013.

He has been a resident of Calgary for many years.

CALGARY FLAMES OWNERSHIP GROUP

**ALLAN P. MARKIN**

Allan P. Markin is a native Calgarian, and longtime philanthropist.


Presently Mr. Markin is a major supporter of the Alberta Project Promoting Active Living & Healthy Eating in Schools (APPLE Schools) program. The project has expanded since inception, and is now running in 51 Northern Alberta schools, serving urban, rural and First Nations schools. In 2012 Mr. Markin committed to enhancing the program by integrating principles from the "FranklinCovey" Leader in Me program into existing APPLE Schools. The gift will also allow the School of Public Health to evaluate the impact of Leader in Me on children's physical activity, eating habits and leadership skills.

In recognition of his tremendous support of education, Mr. Markin has received honorary degrees from the Universities of Alberta, Calgary, Lethbridge and St. Francis Xavier. Mr. Markin is a Founder of St. Mary's University and was bestowed an honorary fellowship from St. Mary's University in 2004. In accepting The Fraser Institute's T. Patrick Boyle Founder Award in 2010, Mr. Markin spoke of individual value and personal responsibility.

The Mayor of the City of Calgary bestowed him with the Citizen of the Year award for 2004 and he received the Alberta Centennial Medal in 2005. In July 2008, Mr. Markin was appointed as an Officer of the Order of Canada by the Governor General. He received The Alberta Order of Excellence in October 2008. In the fall of 2009, he was inducted into the Calgary Business Hall of Fame. In March 2012, Mr. Markin was recognized as the Canadian Business Leader of the Year by the Alberta School of Business of the University of Alberta. In the summer of 2012, Mr. Markin was presented with the Queen Elizabeth II Diamond Jubilee Medal.

Another major benefactor of Mr. Markin's philanthropy has been health. He created the Pure North S'Energy Foundation, an innovative health program focused on primary prevention disease and research-based nutritional supplements. To date, Pure North had over 34,000 registered participants from a broad cross-section of backgrounds, with a special focus on seniors, the vulnerable, fire and flood victims, urban, and Aboriginal populations, including many communities in northern Canada. The main focus is supplying vital nutrients, and reducing heavy metal toxicity, to prevent chronic illness. The program helps people feel better and live longer.

Although diversified, Mr. Markin's main philanthropic objective is to enhance education tied to health and wellness.

**JEFFREY J. McCAIG**

Jeffrey J. McCaig is chairman and chief executive officer of the Trimac Transportation group of companies. Trimac is the largest provider of bulk trucking services in North America and also provides complementary logistics services, including transload facility operations, distribution management, and freight brokerage.

Mr. McCaig has been with the Trimac Group of companies since August 1983. He became president of Trimac Corporation in May 1990 and chief executive officer in July 1994. Prior to joining Trimac in 1983, Mr. McCaig practiced law in Calgary, first as an associate of MacKimmie Matthews, then through Jeffrey J. McCaig Professional Corporation, focusing on corporate financing and securities. He continues to be a member of the Law Society of Alberta.

In addition to being a director and chairing the boards of the Trimac Group of companies, Mr. McCaig is a director of Potash Corporation of Saskatchewan. He is also a director and chairman of Bantrel Company, an engineering, procurement and construction company in the energy sector, and a director and co-owner of the Calgary Flames Hockey Club. Mr. McCaig also serves as chairman of the Flames Foundation for Life.

Mr. McCaig is a member of several Canadian and American industry associations relating to the trucking industry and is past chairman of the National Tank Truck Carriers Association in Washington, DC.

He obtained his undergraduate degree in Economics from Harvard; his law degree from Osgoode Hall Law School in Toronto; and his Master of Science in Management degree from the Sloan Program, Stanford University.

Mr. McCaig is married with three grown children and resides in Calgary, as well as Houston, Texas.

PRESIDENT AND CHIEF EXECUTIVE OFFICER



KEN M. KING

President and Chief Executive Officer of the Flames since summer 2001, King says he appreciates the value and community pride created through sports entertainment in Calgary—one of only 30 NHL cities in the world. "We're all fans, our identification with the team rising and falling with the box scores. But, it's that emotional dimension—and unrestrained excitement—that brings us together; always ready to bounce back," says King who recognizes the tremendous obligation the Flames owe their fans.

King has an overwhelming fondness for the sport and his aspiration every season is to raise the bar another notch to reward devoted fans with the best possible entertainment package in the NHL. He is grateful for the enduring fan loyalty and enthusiasm surrounding the regular season. He's also proud to have watched fans enjoy the party atmosphere of playoff runs for the Stanley Cup.

King is a strong believer in contributing to the community and, above all, consideration for others. His current community involvement spans numerous organizations, including chairman, TELUS Community Board, the Calgary Sport Tourism Authority, the Calgary Exhibition & Stampede, Borden Ladner Gervais CIAU Athlete of the Year Awards Committee and the Rotary Club of Calgary. Previous support and commitment involved the past co-chair of REACH (a \$300 million medical fundraising initiative), the Calgary Committee to End Homelessness, Calgary Prostate Cancer Centre, Calgary Philharmonic Society, No Ka Oi Ranch Foundation and past chairman of the Calgary Chamber of Commerce.

In 2005, King received an Alberta Centennial Medal for outstanding contributions to the province of Alberta. Other awards include the Queen's Diamond and Golden Jubilee Medals for community service and the commemorative medal for the 125th Anniversary of the Confederation of Canada. In 1991, he was honoured as B'Nai Brith Man of the Year. King received an honorary doctorate degree from the University of Calgary in 2012.

Born and raised in Hanley, Saskatchewan, King launched a 30-year career in the newspaper business that included senior executive positions in Canada's leading newspapers including President and Publisher of the Calgary Sun and Calgary Herald. During his newspaper career in Calgary, King was acknowledged for his innovative marketing, establishment of healthy corporate relationships, spirited community leadership and appreciable growth for the newspapers.

King is an avid but mediocre golfer and like many other Albertans, shares a passion for horses. Most often he stays in the saddle. But not always. He and his wife, Marilyn, have two daughters and they are proud grandparents to Amanda's twin boys and Jocelin's son and daughter.

King also serves as an Alternate Governor of the NHL and President & Chief Executive Officer of the Western Hockey League's Calgary Hitmen.

PRESIDENT OF HOCKEY OPERATIONS



BRIAN P. BURKE

Brian Burke joined the Calgary Flames Hockey Club on September 5, 2013 in the newly created role, President of Hockey Operations. He is responsible for overseeing all hockey operations for the Flames organization. Burke brings over 20 years of National Hockey League experience in various roles to the franchise. In 1,145 games as a GM in Hartford, Vancouver, Anaheim and Toronto, Burke has accumulated a record of 521-449-74-101. Additionally, he worked in the NHL front office for five years as Executive Vice President and Director of Hockey Operations.

Prior to assuming his current position in Calgary, Burke was President and General Manager of the Toronto Maple Leafs. He parted ways with the Leafs in 2013 and became a Pro Scout and Consultant with the Anaheim Ducks.

As Executive Vice President and General Manager of the Anaheim Ducks from 2005 to 2008, Burke guided the Ducks to their first Stanley Cup and first Pacific Division title in 2007, and first-two 100+ point seasons.

In March 2012, Burke was appointed to the Hockey Hall of Fame's Selection Committee. He is also an original member of the U.S. Men's National Team Advisory Group that was formed in 2007 to assist USA Hockey with the selection of players and staff of Men's National Teams, including the Olympics. He served as the General Manager of the 2010 U.S. Olympic Hockey Team, which won a silver medal, and was Director of Player Personnel for the U.S. at the 2014 Olympics in Sochi, Russia. He has also served as General Manager of the U.S. World Championship teams in 1993, 2009 and 2010. On August 7, 2008, Burke was recognized for his outstanding service to hockey in the United States when he was named the recipient of the 2008 Lester Patrick Award.

Away from the rink, Burke is well known for his work within the community as an avid supporter of many philanthropic organizations, devoting time and making numerous donations to each.

He is a vocal activist against homophobia in sports, a strong supporter of first response personnel and military service members, an environmentalist and a humanitarian. His most recent appointment was to the Board of Directors for Rugby Canada.

In honour of his late son Brendan, Burke has been a spokesperson for the 'You Can Play Project' since it was co-founded by his son Patrick in 2011. 'You Can Play' is dedicated to ensuring equality, respect and safety for all athletes, without regard to sexual orientation. Burke is also a member of Egale, Canada's largest lesbian, gay, bisexual and transgender (LGBT) human rights organization.

Burke has received numerous awards for his work on behalf of the LGBT community including the Spirit of Courage Award from the Courage Campaign Institute. In 2010, USA Hockey created the 'Brendan Burke Internship,' which is an annual internship for a recent college graduate interested in pursuing hockey operations as a career.

Burke is also heavily involved with the military, visiting bases within Canada, the United States and Afghanistan. He has been associated with the Wounded Warrior Project since 2003, which honours and empowers wounded veterans.

Born in Providence, Rhode Island but raised in Edina, Minnesota, Burke is a graduate of Providence College. While attending Providence, he played for the Friars Division-I hockey team. As a professional he played in the AHL, capturing the Calder Cup with the Maine Mariners in 1978. After one year in the AHL, Burke attended Harvard Law School, graduating in 1981.

HOCKEY CLUB PERSONNEL

**BRAD TRELIVING - GENERAL MANAGER**

Brad Treliving joined the Calgary Flames organization on April 28, 2014 and is now in his second season as the Flames General Manager after overseeing a Western Conference Semi-Final playoff finish in 2015. In his position with Calgary, Treliving reports directly to President of Hockey Operations Brian Burke. He is responsible for all team personnel decisions, both players and staff; managing the amateur and pro scouting staffs; as well as other administrative duties required of the general manager. He is also responsible for all player personnel assignments with Flames' minor league affiliates.

Treliving served as the Vice President of Hockey Operations & Assistant General Manager with the Phoenix Coyotes for seven seasons prior to coming to Calgary. With Phoenix, Treliving worked closely with General Manager Don Maloney on the day-to-day administration of the Coyotes' hockey operations. Treliving also served as General Manager of the club's American Hockey League affiliate, the Portland Pirates.

Prior to his role with the Coyotes, Treliving served as the President of the Central Hockey League (CHL) for seven years. During his tenure, he guided the CHL to remarkable growth and development including numerous successful expansion franchises. In 1996 Treliving co-founded the Western Professional Hockey League (WPHL) and served as the league's Vice President and Director of Hockey Operations for five seasons. The native of Penticton, BC played an integral role in the merger of the WPHL and the CHL in May 2001 upon which he began his tenure as President of the league.

Prior to his front office career, Treliving played five seasons of professional hockey from 1990-91 to 1994-95 in the IHL, the AHL and the ECHL. A defenceman, Treliving registered 17 goals and 85 assists for 102 points and 811 penalty minutes in 243 games in the ECHL. As a junior, he played in both the BCJHL and two years in the WHL.

Treliving and his wife Julie have two daughters, Ryann and Reese, and now reside in Calgary.

HOCKEY CLUB PERSONNEL CONTINUED**CRAIG CONROY - ASSISTANT GENERAL MANAGER**

Conroy is in his second season as the Flames Assistant General Manager after three seasons as the Special Assistant to General Manager. He started his illustrious career at Clarkson University in his hometown of Potsdam, NY, before being drafted by the Montreal Canadiens in the 6th round (123rd overall) of the 1990 NHL Entry Draft. He finished his four years at Clarkson followed by three years split between Montreal and Fredericton.

At the start of the 1996 season, Conroy was traded to the St. Louis Blues where he spent the next five years of his career before being traded to the Calgary Flames in March of 2001. During the 2001-02 season, he scored a career high 75 points, helping Jarome Iginla reach the 50-goal plateau for the first time in his career. Conroy continued to produce offensively and was a major contributor in the team's 2004 Stanley Cup Playoff run.

After signing with Los Angeles during the summer of 2004, Craig returned to the Flames on January 30, 2007. During his career, he amassed a total of 1,009 games with 507 of those games being played in a Flames uniform. On October 28, 2010, he celebrated his 1000th career game in front of the hometown fans at the Scotiabank Saddledome before retiring from the NHL in February of 2011 after 17 seasons spent with Montreal, St. Louis, Los Angeles and Calgary. During his career he recorded 542 points including 182 goals while notching another 30 points in 81 playoff games.

Craig and his wife Jessie have three daughters; Taylor, Sophia and Sydney.

**BRAD PASCALL - ASSISTANT GENERAL MANAGER**

Brad Pascall joined the Calgary Flames organization on June 6, 2014 after serving as the vice-president of hockey operations of men's national teams with Hockey Canada since 2010. Pascall brings an abundance of international hockey experience and gold medal success from his 18 years in various capacities with Hockey Canada. He served as Hockey Canada's senior director of men's national teams from 2006 to 2010 and was the senior director of communications from 1998 to 2009.

Among his achievements, Pascall played an instrumental role, as part of the management group, for Canada's gold medal Men's Olympic Team at the 2014 Olympic Winter Games in Sochi, Russia. Four years earlier, he collected gold with the Men's Olympic Team at the 2010 Olympic Winter Games in Vancouver. He has also been a member of team operations and assistant general manager for Canada at the IIHF World Championship in 2011, 2012, 2013 and 2014 and directed and led Canada's National Junior Team to gold medals at the 2007, 2008 and 2009 IIHF World Junior Championships and a silver medal in 2010. Pascall's gold medal collection also includes the Canada/Russia Super Series in the summer of 2007 and with Canada's National Men's Summer Under-18 Team at the 2006, 2012 and 2013 Ivan Hlinka events.

Prior to advancing to the lead position with hockey operations, Pascall led the media relations for Canada's national teams (men's and women's) at the 2002 and 2006 Olympic Winter Games, the 2004 World Cup of Hockey, eight IIHF World Championships, four IIHF World Junior Championships and two IIHF World Women's Championships and was coordinator of media relations for Canada at the 1996 World Cup of Hockey.

Drafted by the Buffalo Sabres in the fifth round (103rd overall) of the 1990 NHL Entry Draft, Pascall played two seasons in the AHL with Rochester and two seasons in the ECHL with South Carolina and Birmingham after four seasons (1988-92) at the University of North Dakota.

He and his wife, Cassie and daughter, Brooke make Calgary their home year-round.

HOCKEY CLUB PERSONNEL CONTINUED**MIKE BURKE - DIRECTOR OF HOCKEY ADMINISTRATION**

The 2015-16 NHL season represents Mike Burke's 33rd year with the Calgary Flames. Since the start of the 1994-95 campaign, when Burke moved to the hockey department and was promoted to his current position, he has been responsible for the administration of the hockey club. He works closely with General Manager Brad Treliving in managing many facets of the Flames hockey operations.

Burke's vast experience in hockey-related issues has made him a valuable part of the hockey staff. His main responsibilities include salary cap management, scheduling, contract research, analysis and negotiation, player assignments, preparation of salary arbitrations, liaison between the NHL and the Flames regarding all aspects of hockey administration, monitoring collective bargaining issues and helping coordinate the day-to-day operations of the Club.

Prior to his current appointment, Burke was responsible for the Club's media relations and communications. A graduate of the Public Relations program at Mount Royal College, Burke began his sports administration career with the Saskatoon Blades (WHL) in 1980 before serving two seasons as General Manager of a minor-pro team in the Montreal Expos' organization. He has often worked with the NHL in both NHL All-Star Games and NHL Stanley Cup Final events. In 1996, Burke was added as a member of Team Canada's hockey operation staff for the World Cup of Hockey tournament.

A native of Plato, Saskatchewan, Burke has two boys, Keaton and Reid.

**CHRIS SNOW - DIRECTOR OF HOCKEY ANALYTICS**

Chris Snow is in his fifth season with the Flames as the director of hockey analytics. In this role he is charged with all data collection, database development, and data-based analysis. Snow supports decision making across several aspects of the hockey operation, including Flames roster decisions, professional and amateur scouting, Flames game preparation, and player contract negotiations. Prior to joining the Flames, Snow spent four seasons as director of hockey operations with the Minnesota Wild.

Prior to entering the hockey business, Snow was a staff writer for the Boston Globe, where he worked as the Boston Red Sox beat writer. A graduate of Syracuse University, he has also worked for the Minneapolis Star Tribune as the Minnesota Wild beat writer.

A native of Melrose, Massachusetts, Chris resides in Calgary with his wife, Kelsie, son, Cohen, and daughter, Willa.

HOCKEY CLUB PERSONNEL CONTINUED



BOB HARTLEY - HEAD COACH

Hartley, a native of Hawkesbury, Ontario, enters his fourth season as the Head Coach of the Calgary Flames, following the 2014-15 season where he captured the organization's first Jack Adams Award as Coach of the Year. He has brought a wealth of experience to the Flames having coached the Colorado Avalanche for five seasons, during which they won the 2001 Stanley Cup, and was also the coach of the Atlanta Thrashers for parts of five seasons. In addition to his most recent Swiss League title with the ZSC Lions in Zurich, he led the Hershey Bears to the 1997 Calder Cup and also has Junior A and Major Junior championship rings among his accomplishments.

Hartley began his coaching career with the Junior A team in his hometown of Hawkesbury. After guiding the club to two championships, he was named head coach of the Laval Titan of the QMJHL. Over two seasons with the Titan he compiled an 81-52-7 record, a league championship and an appearance in the 1993 Memorial Cup. Hartley's junior success was rewarded when the Quebec Nordiques hired him as an assistant coach of their American Hockey League affiliate, the Cornwall Aces. It only took a single season before he took the reins as head coach in 1994, guiding the Aces to two division titles during the team's three year history.

When the Nordiques relocated to Colorado, Hartley became the head coach of their AHL affiliate, the Hershey Bears. Once again, his tenure with the Bears was a success as he guided the team to two consecutive playoff appearances and a Calder Cup title in 1997. A season later, Hartley was hired as the Colorado Avalanche bench boss. During his five seasons, the Avalanche won four division titles and made four appearances in the conference finals. Hartley's third season was ultimately his most successful one as Colorado steam-rolled through the league with a 52-16-10-4 record, a division title along with the President's Trophy and the Stanley Cup. Hartley's tenure with the Avalanche franchise ended in December of 2002 with a 193-109-48 regular season record and a 49-31 playoff record. His 193 wins are a franchise record. He became the only coach in team history to record 40 or more wins during his first four seasons as head coach.

One month later, Hartley was appointed head coach of the Atlanta Thrashers. He guided the young Thrashers through four seasons of steady improvements but it was the 2006-07 campaign in which they won their first Southeast Division title, setting new franchise records for wins and points with a 43-28-11 record, good enough for 97 points and third seed in the Eastern Conference. The team also clinched its first playoff berth in franchise history.

Hartley and his wife, Micheline, have a daughter, Kristine and a son, Steve.

BOB HARTLEY CAREER COACHING RECORD

SEASON	TEAM	LEAGUE	TYPE	GP	W	L	T	OTL	PTS %	RESULT
1987-88	Hawkesbury Hawks	CJHL	Head	48	9	39	0	0	0.188	Lost in First Round
1988-89	Hawkesbury Hawks	CJHL	Head	56	35	20	1	0	0.634	Lost in Semi Finals
1989-90	Hawkesbury Hawks	CJHL	Head	56	40	15	1	0	0.723	Won Championship
1990-91	Hawkesbury Hawks	CJHL	Head	56	45	10	1	0	0.813	Won Championship
1991-92	Laval Titan	QMJHL	Head	70	38	27	5	0	0.579	Lost in Round 2
1992-93	Laval Titan	QMJHL	Head	70	43	25	2	0	0.629	Won Championship
1993-94	Cornwall Aces	AHL	Assistant							
1994-95	Cornwall Aces	AHL	Head	80	38	33	9	0	0.531	Lost in Round 3
1995-96	Cornwall Aces	AHL	Head	80	34	34	7	5	0.500	Lost in Round 2
1996-97	Hershey Bears	AHL	Head	80	43	22	10	5	0.631	Won Championship
1997-98	Hershey Bears	AHL	Head	80	36	31	7	6	0.531	Lost in Round 2
1998-99	Colorado Avalanche	NHL	Head	82	44	28	10	0	0.598	Lost in Round 3
1999-00	Colorado Avalanche	NHL	Head	82	42	28	11	1	0.585	Lost in Round 3
2000-01	Colorado Avalanche	NHL	Head	82	52	16	10	4	0.720	Won Championship
2001-02	Colorado Avalanche	NHL	Head	82	45	28	8	1	0.604	Lost in Round 3
2002-03	Colorado Avalanche	NHL	Head	31	10	8	9	4	0.532	
	Atlanta Thrashers	NHL	Head	39	19	14	5	1	0.575	Out of Playoffs
2003-04	Atlanta Thrashers	NHL	Head	82	33	37	8	4	0.476	Out of Playoffs
2005-06	Atlanta Thrashers	NHL	Head	82	41	33	0	8	0.549	Out of Playoffs
2006-07	Atlanta Thrashers	NHL	Head	82	43	28	0	11	0.591	Lost in Round 1
2007-08	Atlanta Thrashers	NHL	Head†	6	0	6	0	0	0.000	
2011-12	ZSC Lions	SUI	Head	50	29	15	0	6	0.640	Won Championship
2012-13	Calgary Flames	NHL	Head	48	19	25	0	4	0.438	Out of Playoffs
2013-14	Calgary Flames	NHL	Head	82	35	40	0	7	0.410	Out of Playoffs
2014-15	Calgary Flames	NHL	Head	82	45	30	0	7	0.591	Lost in Round 2
	TOTAL	NHL		862	428	321	61	52	0.562	-

HOCKEY CLUB PERSONNEL CONTINUED

**JACQUES CLOUTIER - ASSOCIATE COACH**

Cloutier, a native of Rouyn-Noranda, Quebec, is in his fourth season as an associate coach with the Flames. Upon retirement from his playing career, Cloutier was hired as an assistant coach for the Nordiques' AHL affiliate, the Cornwall Aces. While coaching the Aces, Cloutier also served as a part-time goaltending coach for the Nordiques. In 1995-96 the Nordiques moved west to become the Colorado Avalanche and Cloutier moved with the team. Midway through the 1995-96 season, Cloutier was promoted to assistant coach with the Avalanche. During his time as a coach in Colorado, Cloutier helped the Avalanche win the Stanley Cup in 1996 and again on Head Coach Bob Hartley's staff in 2001. He spent a total of 13 seasons as an assistant coach with the Avalanche concluding in 2009. Jacques most recently won the Swiss League title with the ZSC Lions in Zurich as an assistant coach to Bob Hartley.

Cloutier had an impressive career starting in the QMJHL. In 1977-78, just his second year of major junior hockey, Cloutier played in 71 games, going 46-17-7, and helped lead the Draveurs to the Memorial Cup. The next season he played 72 games going 58-8-6 and captured the Jacques Plante Memorial Trophy for best goaltender in the QMJHL and again leading the Draveurs to the Memorial Cup.

The following season, Cloutier was selected in the 3rd round of the 1979 NHL Entry Draft by the Buffalo Sabres with the 55th pick overall. He started his professional career with the Rochester Americans and won the Calder Cup with them in 1983. Jacques made his NHL debut with the Buffalo Sabres during the 1981-82 season and played with the Sabres until the end of the 1988-89 season. He spent the 1989-90 season and part of the 1990-91 season with the Chicago Blackhawks before finishing his goaltending career after four years with the Quebec Nordiques retiring in 1994.

Jacques and his wife Lynn have two daughters: Julie (husband Matt) and Jessica.

**MARTIN GELINAS - ASSISTANT COACH**

Martin Gelinas is in his fourth season as an assistant coach with the Calgary Flames. Prior to joining the Flames, Gelinas served as the Director of Player Development for the Nashville Predators, joining the staff following his retirement as a player in 2009.

In his 19-year NHL career, Gelinas played in 1,273 games (62nd all-time at the start of this season) and scored 660 points. He played the 2002-03 and 2004-04 seasons with the Flames, and tied an NHL record by scoring three playoff series-clinching goals in the same year – including two in overtime – during the Flames' 2004 Stanley Cup run (and joining Ken Linseman in the record book in the process). "The Eliminator," as Gelinas was known, is one just a handful of players to have reached the Stanley Cup Finals with four different teams; the left-winger won a Stanley Cup in 1990 as a member of the Edmonton Oilers and also played in the NHL Finals in 1994 and 2002. He also played two professional seasons in Switzerland (2004-05 and 2008-09).

A native of Shawinigan, Quebec, Gelinas made a splash in 1987-88 with the Hull Olympiques of the QMJHL with a 63-goal, 131-point campaign. He was named CHL Rookie of the Year and selected seventh overall by the Los Angeles Kings in the 1988 NHL Entry Draft. But Gelinas never suited up for the Kings. Two months after the draft, on August 9, 1988, he was included in the celebrated "Gretzky Trade" that sent Gelinas, Kings center Jimmy Carson, the team's first round picks in the 1989, 1991 and 1993 entry drafts, and a reported \$15 million cash to Edmonton in exchange for Wayne Gretzky, Mike Krushelnyski and Marty McSorley.

Gelinas played six games for the Oilers in 1988 before being re-joining the Olympiques. In his first full NHL season in 1989-90, Gelinas had 25 points in 46 games, and won the Stanley Cup as Edmonton defeated the Boston Bruins in five games. Along with Joe Murphy and Adam Graves, he helped make up the popular Oilers' forward line known as "The Kid Line." Gelinas was the last player from the 1980s Oilers' dynasty active in the NHL.

He was traded to the Quebec Nordiques during the 1993 NHL Entry Draft and played 31 games for Quebec before being claimed on waivers by the Vancouver Canucks. Gelinas was a major factor in Vancouver's 1994 postseason run losing in seven games in the Stanley Cup Finals to the New York Rangers. He and goaltender Kirk McLean were traded to the Carolina Hurricanes on January 3, 1998, where he spent five seasons before joining the Calgary Flames. He went on to play a year in Switzerland during the 2004-05 season before signing with the Florida Panthers for the 2005-06 and 2006-07 seasons. He concluded his NHL career in 2007-08 as a member of the Nashville Predators, where his season was cut short by a knee injury. He was Nashville's Masterton Trophy nominee that year.

Gelinas and his family have lived in Calgary since 2002. He and his wife, Jane, have three children – a son, Matthew, and daughters Cameron and Morgan. Matthew was selected by Swift Current in the 2010 Western Hockey League Bantam Draft.

HOCKEY CLUB PERSONNEL CONTINUED**JAMIE PRINGLE - ASSISTANT COACH, VIDEO**

Jamie Pringle, a native of Picton, Ontario is in his fifth season with the Flames coaching staff after three seasons as the video coach with the Florida Panthers. Prior to that, Pringle spent the 2006-07 and 2007-08 seasons as the video coach for Hockey Canada. He was part of the staff for all international events including winning gold at the 2007 IIHF World Championship and winning gold at the 2007 and 2008 IIHF World Junior Championships. Pringle worked with Brent Sutter during the 2008 World Junior team Super Series against Russia. Pringle spent the 2004-05 and 2005-06 seasons as the assistant coach with the Kingston Frontenacs (OHL) after four seasons as the assistant coach with the Belleville Bulls (1999-2004) where he helped earn the OHL title in 1999.

Jamie and his wife Karen have two children: Brendan and Brooke.

**JORDAN SIGALET - GOALTENDING COACH**

Sigalet is entering his second season as the Flames goaltending coach after spending three seasons as the goaltending coach with Calgary's AHL affiliate in Abbotsford. Prior to that, Sigalet was the goaltending coach with the Everett Silvertips (WHL) for two seasons.

Jordan was originally drafted from Victoria (BCHL) by the Boston Bruins in the 2001 NHL Entry Draft and played one game and backed up 10 games for the Bruins during the 2005-06 season. He spent four years at Bowling Green University (CCHA) where he was a CCHA All-Star (2003 and 2004), won the Terry Flanagan Award for perseverance, team captain his senior year and was a top 10 Hobey Baker Finalist in addition to being nominated for an ESPY in the "Comeback Player of the Year" category. He spent three seasons with the Providence Bruins, Boston's AHL affiliate and was the recipient of the Fred Hunt Memorial Trophy before concluding his playing career in Vienna, Austria in 2009.

Jordan and his wife Lindsay have two sons, Jaxon and Maddox, and a daughter, Sloane and reside in Calgary.

**RYAN VAN ASTEN - STRENGTH AND CONDITIONING COACH**

Ryan van Asten is in his second season as the Flames Strength and Conditioning Coach and is responsible for coordinating the overall strength and conditioning program for all of the players in the Flames organization.

Prior to joining the Flames, van Asten spent three seasons with the Los Angeles Kings as their Strength and Conditioning Coach winning two Stanley Cups in 2012 and 2014. He was also the Head Strength and Conditioning Coach and Coordinator for Hockey Canada and the Canadian Sport Centre – Calgary where he was part of the 2010 Olympic gold medal championship women's hockey team in Vancouver. Along with the Olympic gold medal, van Asten was fortunate to be a part of three World Championship teams and multiple (10) World Cup medal winners in hockey and luge.

Van Asten is a graduate of the University of Calgary where he earned a Master of Science degree in Neuromuscular Physiology. He also holds a Bachelor of Science degree in Life Sciences and a Bachelor of Physical and Health Education degree from Queen's University in Kingston, Ontario. He is a Certified Strength and Conditioning Specialist (NSCA) and a Certified Exercise Physiologist (CSEP).

Ryan and his wife Jackie reside in Calgary.

HOCKEY CLUB PERSONNEL CONTINUED**KENT KOBELKA - HEAD THERAPIST**

Kent Kobelka is entering his fifth season with the Calgary Flames and first as the team's Head Therapist. He has spent the past four seasons as the rehabilitation physiotherapist for the Flames. He also acted as the medical coordinator for Hockey Canada for the past five years and was a consultant for the Canadian Sports Institute for three years where he treated Olympic athletes from several different winter sports.

Kobelka graduated from the University of British Columbia with a BSc. in Physical Therapy. He worked with the University of BC Thunderbirds Hockey Club for three seasons. He then went on to work with the Canadian Alpine ski team where he was the medical coordinator for Alpine Canada. He has been to three Olympic Winter Games, one with Alpine Skiing in Torino in 2006 and two with Canada's Men's hockey team where he was a part of the staff that won gold in Vancouver in 2010 and in Sochi in 2014. He has worked with Canada's National Men's hockey team over the past decade and has been a therapist of several championship teams, winning gold medals with Canada's Men's World Championship team in Moscow in 2007 and at the IIHF World Junior Championship in the Czech Republic (2008) and in Toronto/Montreal (2015). Kobelka was also the therapist at the Spengler Cup when Canada won the tournament in 2012.

A native of Revelstoke, British Columbia, Kent currently resides in Calgary with his wife, Wendy and their two children, Christopher and Charley.

**MIKE GUDMUNDSON - ASSISTANT ATHLETIC THERAPIST**

Gudmundson is in his first season with the Flames after spending the last ten seasons in the CFL with the Calgary Stampeders including the last three as the team's Head Athletic Therapist. He was a part of the medical team when the Stamps won the Grey Cup in 2008 and 2014. Gudmundson's career as an athletic therapist began with the University of Manitoba Bisons football team while he was earning his Bachelor of Exercise and Sport Science degree, where he made the Dean's Honour List. He also has an Education degree from the University of Calgary.

Gudmundson is a certified athletic therapist in the Canadian Athletic Therapy Association as well as a certified first responder. He has worked with numerous sports organizations including the Calgary Canucks Junior 'A' hockey team, Team Alberta at the Canada Winter Games, and Team Canada at the 2013 Spengler Cup in Davos, Switzerland.

He also spends time as a supervisor for the U of C and Mount Royal University athletic therapy programs where he supervises and assists students as they pursue careers in Athletic Therapy. He is a native of Arborg, Manitoba and now lives in Cochrane with his wife Nadine and their yellow lab, Kenzie.

HOCKEY CLUB PERSONNEL CONTINUED



KEVIN WAGNER - REHABILITATION CONSULTANT

This will be Kevin's first season with the Calgary Flames. He began working in the sports therapy field in 1990 as the Assistant Trainer with the Edmonton Eskimos. In 1995, Kevin joined Hockey Canada in the role as Head Trainer/Therapist with the Mens' National Team program. He then went on to become the Head Trainer/Therapist with the Ottawa Senators from 1997 to 2002 and attended the 1998 Nagano Winter Olympics as part of the medical staff for the Mens' Olympic Hockey Team.

Since 2002, Kevin has spent time as a Physiotherapist/Athletic Therapist with various sports organizations including the Toronto Maple Leafs, Canadian Soccer Association, Canadian Luge Association and the Canadian Bobsleigh teams. In 2012, Kevin joined the Canadian Sport Institute Calgary full time and continues to work with development and therapy for national team athletes based out of the WinSport Medical Clinic.



DOMENIC MANCHISI - MASSAGE THERAPIST

Domenic Manchisi has joined the Calgary Flames for their 2015-2016 season. He has worked with Canada's National Women's Hockey team for nine years. He helped Canada win gold at the 2010 Olympic winter games in Vancouver, BC and 2014 Olympic winter games in Sochi, Russia. He also helped Canada win gold in 2007 and 2012 IIHF World Women's Championships and claimed silver medals in 2008, 2009, and 2013. He worked with the CFL's Toronto Argonauts for the 2014 and 2015 seasons.

Domenic is also an owner and registered massage therapist at a multi-disciplinary clinic in Oakville, Ontario. He holds a bachelor of physical education with honours in kinesiology from Brock University and is certified in medical acupuncture.

Domenic lives with his wife Sonia and their three children, daughter Mia, and two sons Adriano and Theodore.

HOCKEY CLUB PERSONNEL CONTINUED**MARK DePASQUALE - HEAD EQUIPMENT MANAGER**

Equipment Manager Mark DePasquale enters his tenth season with the Calgary Flames, his sixth as the Head Equipment Manager and his 22nd NHL season. He was a member of the Chicago Blackhawks organization from 1989-1996/2001-2006 serving as the Assistant Equipment Manager. Mark moved to Arizona in 1996 to spearhead the Jeremy Roenick Foundation that raised money for multiple charities in the greater Phoenix area. Mark also served as an Assistant Equipment Manager for the Chicago Wolves (IHL) for the 2000-2001 season. Mark has worked the 1991 and 2008 NHL All-Star games as well as the 2001 IHL All-Star Game.

Internationally, he was the equipment manager for Team USA at the 2014 IIHF World Championships and represented Easton Hockey at the 2010 Winter Olympic Games. On March 26, 2011 Mark hit the 1,000 game milestone for NHL games worked. He is a graduate of the University of Illinois-Chicago with a Bachelor of Science in Kinesiology.

Mark and his wife Kelly have a son and daughter (twins).

**COREY OSMAK - ASSISTANT EQUIPMENT MANAGER**

Corey Osmak starts his sixth season with the Calgary Flames after spending four years as the Assistant Equipment Manager with the Los Angeles Kings. Prior to that, he spent five years as the Head Equipment Manager of the Manitoba Moose in the American Hockey League and farm team of the Vancouver Canucks. He got started in the business with the Regina Pats of the Western Hockey League for two seasons before moving to Winnipeg. After playing four years at University of Minnesota-Duluth, he was drafted by the Hartford Whalers in the 1990 NHL Entry Draft.

Corey and his wife Tami reside in Sherwood Park, Alberta with kids Breanne and Joshua.

HOCKEY CLUB PERSONNEL CONTINUED



KEN M. KING
PRESIDENT & CEO



BRIAN P. BURKE
PRESIDENT OF
HOCKEY OPERATIONS



BRAD TRELIVING
GENERAL MANAGER



CRAIG CONROY
ASSISTANT GENERAL MANAGER



BRAD PASCALL
ASSISTANT GENERAL MANAGER



MIKE BURKE
DIRECTOR,
HOCKEY ADMINISTRATION



CHRIS SNOW
DIRECTOR, HOCKEY ANALYTICS



SEAN O'BRIEN
MANAGER, TEAM SERVICES



RON SUTTER
DIRECTOR, PLAYER
DEVELOPMENT - WEST



TROY CROWDER
DIRECTOR, PLAYER
DEVELOPMENT - EAST



RAY EDWARDS
PLAYER DEVELOPMENT



JUDY O'BRIEN
EXECUTIVE ASSISTANT TO
KEN KING



BRENDA KOYICH
EXECUTIVE ASSISTANT TO
PRESIDENT OF HOCKEY
OPERATIONS AND GM



ANITA CRANSTON
EXECUTIVE ASSISTANT
TO ASSISTANT GENERAL
MANAGERS



BOB HARTLEY
HEAD COACH



JACQUES CLOUTIER
ASSOCIATE COACH



MARTIN GELINAS
ASSISTANT COACH




JAMIE PRINGLE
ASSISTANT COACH, VIDEO



JORDAN SIGALEK
GOALTENDING COACH




KENT KOBELKA
ATHLETIC THERAPIST



MIKE GUDMUNDSON
ASSISTANT ATHLETIC
THERAPIST



KEVIN WAGNER
REHABILITATION CONSULTANT



DOMENIC MANCHISI
MASSAGE THERAPIST




RYAN VAN ASTEN
STRENGTH & CONDITIONING
COACH



MARK DePASQUALE
HEAD EQUIPMENT MANAGER



COREY OSMAK
ASSISTANT EQUIPMENT
MANAGER



BEN DUMAINE
DRESSING ROOM ATTENDANT



DR. IAN AULD
HEAD PHYSICIAN



DR. JIM THORNE
TEAM PHYSICIAN



DR. RICHARD BOORMAN
TEAM PHYSICIAN

HOCKEY CLUB PERSONNEL CONTINUED



DR. STEPHEN FRENCH
TEAM PHYSICIAN



DR. DAVID MANNING
TEAM PHYSICIAN



DR. BILL BLAIR
TEAM DENTIST



DR. KRISTIN YONT
TEAM DENTIST



TODD BUTTON
DIRECTOR, AMATEUR SCOUTING



MICHEL GOULET
PRO SCOUT



STEVE LEACH
PRO SCOUT



DEREK MACKINNON
PRO SCOUT



STEVE PLEAU
PRO SCOUT



TODD WOODCROFT
PRO SCOUT



FRANK ANZALONE
AMATEUR SCOUT



JIM CUMMINS
AMATEUR SCOUT



TERRY DORAN
AMATEUR SCOUT



ARI HAANPAA
AMATEUR SCOUT



BOBBIE HAGELIN
AMATEUR SCOUT



COREY KRAKOWER
AMATEUR SCOUT



BOB MACMILLAN
AMATEUR SCOUT




BRAD MCEWEN
AMATEUR SCOUT



FRED PARKER
AMATEUR SCOUT



ERIC SOLTYS
AMATEUR SCOUT



ROB SUMNER
AMATEUR SCOUT




RITCHIE THIBEAU
AMATEUR SCOUT



RYAN HUSKA
HEAD COACH
STOCKTON



TODD GILL
ASSISTANT COACH
STOCKTON



DOMENIC PITTIS
ASSISTANT COACH
STOCKTON




SCOTT GOUTHRO
GOALTECHING COACH
STOCKTON




MIKE THOMPSON
STRENGTH & CONDITIONING
COACH, STOCKTON



PETER BUREAUX
EQUIPMENT MANAGER
STOCKTON



MARC PAQUET
ATHLETIC THERAPIST
STOCKTON



ADAM BERGER
VIDEO ANALYST / TEAM
SERVICES MANAGER, STOCKTON

HOCKEY CLUB OFFICE STAFF



JOHN BEAN
CHIEF OPERATING OFFICER



CAM OLSON
CHIEF FINANCIAL OFFICER



JIM BAGSHAW
VP, ADVERTISING, SPONSORSHIP
& MARKETING



DOUG COLLIER
VP, FOOD & BEVERAGE



ROLLIE CYR
VP, SALES, TICKETING
& CUSTOMER SERVICE



PETER HANLON
VP, COMMUNICATIONS



JIM PEPLINSKI
VP, BUSINESS DEVELOPMENT



LIBBY RAINES
VP, BUSINESS OPERATIONS



KEN ZABA
VP, FINANCE & ADMINISTRATION



DAVID FULTON
SENIOR DIRECTOR,
HUMAN RESOURCES



PAT HALLS
SENIOR DIRECTOR,
SPONSORSHIP & SALES



GEORDIE MACLEOD
SENIOR DIRECTOR,
GAME PRESENTATION & EVENTS



TRENT ANDERSON
DIRECTOR, BUILDING
OPERATIONS



MIKE FRANCO
DIRECTOR, SALES & SUITES



JILLIAN FRECHETTE
DIRECTOR, MARKETING
& CREATIVE SERVICES



BRENT GIBBS
DIRECTOR, RETAIL



KEVIN GROSS
DIRECTOR,
CORPORATE SPONSORSHIP



DENIECE KENNEDY
DIRECTOR, BUSINESS
INTELLIGENCE & SPECIAL
PROJECTS



MARC LEOST
DIRECTOR, CUSTOMER SERVICE



BETTY MAH
DIRECTOR, HUMAN RESOURCES



CARLO PETRINI
DIRECTOR, BROADCAST
& PRODUCTION



MICHELLE EVERETT
DIRECTOR, SPONSORSHIP
SALES



MIKE MUNGIELLO
DIRECTOR, CORPORATE
SPONSORSHIP



MARK STILES
DIRECTOR, SPONSORSHIP
SALES



CANDICE GOUDIE
EXECUTIVE DIRECTOR,
CHARITABLE FOUNDATIONS &
COMMUNITY INVESTMENT



BOB GODUN
MANAGER, SECURITY
& LOSS PREVENTION



PHIL HOUSLEY - INDUCTED 2015 - PLAYER 1994-96, 1998-2001

Drafted in the first round, 6th overall, in the 1982 NHL Draft by the Buffalo Sabres, Phil Housley moved directly to the NHL at age 18 and was runner-up for the Calder Memorial Trophy as the NHL's top rookie in 1983. After eight seasons with the Sabres, the native of Saint Paul, MN played three years with the Winnipeg Jets and another with the St. Louis Blues before being acquired by the Calgary Flames on July 4, 1994. In his first of two stints with the Flames, Housley recorded 24 goals and 95 points in 102

games split over two seasons. He rejoined Calgary to start the 1998-99 season and recorded 26 goals and 143 points over his next 226 games with the Flames. Housley's last season as a member of the Flames ended in 2000-01, and he finished his career in 2002-03 as a member of the Toronto Maple Leafs. In all, Housley scored 50 of his 338 career goals and 238 of his 1232 points with the Flames, and represented Calgary at the 2000 NHL All-Star Game, one of seven career appearances.

DOUG GILMOUR - INDUCTED 2011 - PLAYER, 1988-92

On June 28, 2011, it was announced that Douglas Robert Gilmour would be honoured with induction into the Hockey Hall of Fame. He was born June 25, 1963 in Kingston, Ontario, and had a 20-year NHL career.

In 1980-81, his first year with the Cornwall Royals (OHL), Gilmour was 5'9" and 150 pounds. After an early injury curtailed his effectiveness in Cornwall's 1981 Memorial Cup championship, he returned to score 46 goals and 119 points in 1981-82.

Cornwall repeated as Memorial Cup champions and Gilmour, who had been passed over in his first year of draft eligibility, was selected by the St. Louis Blues in the seventh round, 134th overall. He was returned to junior hockey by the Blues for the 1982-83 season and set the OHL on fire with 70 goals and 177 points, capturing the Eddie Powers Trophy as the OHL's leading scorer. He set a record with a 55 consecutive games scoring streak and was named the league's most valuable player.

St. Louis signed him and he joined the team two weeks before the 1983-84 season. The Blues' captain at the time, Brian Sutter, nicknamed Gilmour 'Killer' for his intensity.

After three full seasons hovering around 50 points, Gilmour began to play a more open game and during the 1986 playoffs, he had 21 points in 19 games when the Blues came within a game of advancing to the Stanley Cup Final. The next season, 1986-87, he finished the regular schedule with a career-high 42 goals and 105 points and was selected to represent Team Canada at the 1987 Canada Cup. He scored two important goals in the series against the Soviet Union and was instrumental in Canada's victory at the tournament.

After another solid season in St. Louis, Gilmour was traded to the Calgary Flames at the beginning of the 1988-89 campaign. In Calgary, Gilmour continued his strong play in the playoffs, adding 22 points in 22 games as the Flames won the Stanley Cup in 1989. Gilmour scored the series-winning goal in Game Six of the Final against Montreal. Halfway through the 1991-92 season he was traded to the Toronto Maple Leafs in a blockbuster deal involving 10 players; the largest trade in league history.

Gilmour set a Leafs franchise record with 127 points in his first full season with Toronto in 1992-93. He became only the second Leaf after Darryl Sittler to register over a hundred points in a season and also led the team to within a game of the Stanley Cup Final, placing second in playoff scoring and leading the league with 25 assists. Gilmour placed second to Mario Lemieux in the race for the Hart Trophy as the league's most valuable player but won the Selke Trophy as the top defensive forward, a remarkable achievement for a player with such offensive numbers.

Gilmour had 111 points the next season, earning his second consecutive spot in the All-Star Game. He once again led the Leafs to the semi-finals in the playoffs. Gilmour was named the team captain in 1994-95 before the lockout-shortened season and remained a popular player in Toronto even as the team began to struggle. When the Leafs went into rebuilding mode midway through the 1996-97 season, Gilmour was sent to the New Jersey Devils. He spent one full season with the defence-oriented Devils and was signed as a free agent by the Chicago Blackhawks in the summer of 1998.

In the spring of 2000, he was traded to the Buffalo Sabres, then signed on as a free agent with the Montreal Canadiens in October 2001 and went on to play parts of two seasons with the Habs before he was dealt back to Toronto at the trade deadline in 2003.

He officially announced his retirement on September 8, 2003. Gilmour registered 1,414 points on the strength of 450 goals and 964 assists in 1,474 regular season games. He added 188 points (60 goals and 128 assists) in 182 playoff games.

On January 31, 2009, Gilmour became the 17th player to be honoured by the Toronto Maple Leafs when his number 93 was raised to the rafters of the Air Canada Centre.

JOE NIEUWENDYK - INDUCTED 2011 - PLAYER 1986-95

On June 28, 2011, it was announced that Joe Nieuwendyk would be honoured with induction into the Hockey Hall of Fame. Born in Oshawa, Ontario on September 10, 1966, and then raised in neighbouring Whitby, Joe Nieuwendyk played college hockey at Cornell University in New York State. Nieuwendyk spent three years on the Ivy League school's team and was twice named to the ECAC's First All-Star Team (1986 and 1987). He was also selected as an All-American in both years.

In 1985, after Nieuwendyk's freshman year at Cornell, the Calgary Flames were sufficiently impressed to draft him in the second round, 27th overall. In his first full season as a Flame (1987-88), the young centre scored 51 goals and 92 points, becoming only the second NHL player after Mike Bossy to score 50 goals in his rookie season. Nieuwendyk's totals also

included an eye-popping 31 power-play goals and 8 game-winners, and he was rewarded with the Calder Trophy as the league's top rookie.

In Nieuwendyk's second season with the Flames he won the Stanley Cup, again scoring 51 goals. In 1991, he was named captain of the Flames. When knee problems prevented Nieuwendyk from playing early in the 1995-96 season, the Flames found few takers on the trade market. Finally, in December 1995, the Flames traded Nieuwendyk to the Dallas Stars for Jarome Iginla and Corey Millen.

Nieuwendyk missed most of the 1998 playoff due to a knee injury. However, in 1999, his health and luck returned as Nieuwendyk scored 6 game-winning goals in the playoffs to lead the Stars to victory over the Buffalo Sabres in the Stanley Cup Finals. That spring, he was recipient of the Conn Smythe Trophy as the playoff MVP.



JOE NIEUWENDYK (CONTINUED)

Nieuwendyk went on to play parts of two more seasons with the Stars before he was traded to the New Jersey Devils. Following his arrival in New Jersey, Nieuwendyk reached numerous milestones, including the 500-goal plateau, 500 assists and 1,000 points.

In 2003, Nieuwendyk earned his third career Stanley Cup ring despite missing the Devils' Final due to injury. Later that summer he signed as a free agent with the Toronto Maple Leafs where he suited up for one season before opting to move on to the Florida Panthers in the summer of 2005.

Nieuwendyk's first season with the Florida Panthers saw the centre tally 56 points in 65 games, however, the club failed to qualify for the playoffs that spring. Due to chronic back problems, Nieuwendyk retired three months into his second season with the Panthers.

Joe Nieuwendyk left the NHL as one of the most respected players of his time, collecting 564 goals and 562 assists for 1,126 points through 1,257 regular season games. In playoff action, he added 66 goals and 50 assists for 116 points in 158 games.

Besides three Stanley Cup championships, Nieuwendyk won the Calder Trophy in 1988, the King Clancy Trophy (for dedication to his community) in 1995 and the Conn Smythe Trophy in 1999.

On the international stage, Nieuwendyk represented Canada at the 1986 World Junior Championships, at the 1990 World Championships, and is a two-time member of Canada's Winter Olympic team (1998 and 2002).

DARYL K. "DOC" SEAMAN - INDUCTED 2010 - OWNER, 1980-2009

On June 22, 2010, it was announced that Daryl K. "Doc" Seaman, a founding owner of the Calgary Flames, would be inducted into the Builder Category in the Hockey Hall of Fame.

Doc Seaman was born in Rouleau, Saskatchewan. He became one of Alberta's most successful oilmen and industrialists through his company, Bow Valley Industries, along with many other ventures. He and his brothers, B.J. and Don Seaman, were among the first wave of adventurous oilmen who pioneered the industry after the Second World War. Doc Seaman's war record was itself remarkable; he flew 82 successful combat missions out of North Africa as a sub-hunting pilot, earning a Government of France citation for bravery.

An original Calgary Flames owner, Doc Seaman followed the team passionately. Besides bringing the Flames to Calgary, he was a key player in building the Saddledome and bringing the 1988 Olympic Winter Games to Calgary.

A true hockey fan, Doc Seaman joined a small group of visionaries to save Canadian hockey from mediocrity at a time when the European game was becoming dominant. Canada's five straight junior hockey gold medal wins have their roots in Project 75, now called the Seaman Hotchkiss Hockey Foundation. He was a strong supporter of Hockey Canada's grassroots development program.

Among his numerous awards and achievements, Doc Seaman was the founding governor of the Hockey Canada Foundation in 1979; named an Officer, Order of Canada in 1993; elected to the Alberta Sports Hall of Fame in 2007; and received the Alberta Order of Excellence in 2008.

Doc Seaman becomes the second member of the Flames ownership group to be elected to the Hockey Hall of Fame. Harley N. Hotchkiss received the honour as a member of the Class of 2006. Daryl K. "Doc" Seaman passed away on Sunday, January 11, 2009, at the age of 86.

AL MACINNIS - INDUCTED 2007 - PLAYER, 1981-94

On November 12, 2007, Al MacInnis became the 10th member in the history of the Calgary Flames organization to be honoured with induction into the Hockey Hall of Fame.

Born Allan MacInnis on July 11, 1963, in Port Hood, Nova Scotia, he played junior hockey for the Kitchener Rangers beginning in 1980-81. During the summer of 1981, MacInnis was drafted in the first round, 15th overall, by the Flames. Although he played a handful of games for the Flames in both 1981-82 and 1982-83, MacInnis continued his junior career, which included a Memorial Cup championship in 1982.

After spending the early part of the 1983-84 season with the CHL's Colorado Flames, MacInnis became a full-time member of the Calgary Flames blue line later that season, playing 51 games and scoring 11 goals and 34 assists for 45 points.

MacInnis spent 13 seasons with Calgary before moving to St. Louis, but left Alberta having evolved into one of the most effective defencemen in the NHL. While with the Flames, he played in eight All-Star Games, but more importantly, was a key component of a Stanley Cup championship for Calgary in 1989, the first in franchise history. For his contributions in the playoffs that spring, including 7 goals and 24 assists in 22 games, MacInnis was awarded the Conn Smythe Trophy. In 803 games played, MacInnis recorded 822 points as a member of the Flames. He also holds the career franchise record for assists (609).



HARLEY N. HOTCHKISS - INDUCTED 2006 - OWNER, 1980-2011

On June 28, 2006, Flames co-owner Harley Hotchkiss received the prestigious honour of election to the Hockey Hall of Fame. Hotchkiss, the youngest of six children, was raised on a farm near Tillsonburg, Ontario. He spent his winters on the pond playing hockey, emulating his beloved Toronto Maple Leafs. His idol was Syl Apps. In addition to dreaming of playing in the NHL, the young Hotchkiss also planned a second career in the business world, just in case. The game of hockey was the beneficiary of Harley's practical side as he used his business success to ensure the growth and development of hockey in Canada.

An original member of the Flames ownership group, Harley Hotchkiss was among the group of local businessmen who introduced the National Hockey League to the City of Calgary in the spring of 1980. The pinnacle of their storied history occurred in 1989 when the Flames captured the Stanley Cup. Of his numerous contributions to the game, one of his most notable efforts and role on behalf of the NHL were to find a resolution to the NHL labour dispute that forced the cancellation of the 2004-05 season. Hotchkiss served six two-year terms as chairman of the NHL Board of Governors.

Harley Hotchkiss was an avid supporter of Hockey Canada and through his efforts the Flames continue to make annual financial contributions to Hockey Canada for the continued development and growth of the game. With the investment in bringing the NHL to Calgary, the purchase of the Flames funded the creation of the Centre of Excellence that offered coaching clinics, research in hockey development and sports injuries as well as athletic scholarships to Canadian universities. The introduction of Project 75, now known as the Seaman Hotchkiss Hockey Foundation, contributed over \$8 million that is distributed by Hockey Canada to benefit the game throughout the country.

His involvement in hockey reached from the grassroots to the top branch. As a young college athlete at Michigan State University, Harley Hotchkiss was a member of the 1950 Spartans varsity hockey club. His generosity for other like-minded hockey people was continuously demonstrated as he has made contributions for the construction of hockey arenas throughout Canada including Fox Valley, Saskatchewan, and Aylmer, Ontario. Harley Hotchkiss passed away on Wednesday, June 22, 2011.

PETER MAHER - INDUCTED 2006 - PLAY-BY-PLAY

Calgary Flames play-by-play man Peter Maher was honoured by the Hockey Hall of Fame as the winner of the 2006 Foster Hewett Memorial Award. Maher was the voice of the Flames from 1981 until his retirement following the 2013-14 season. A native of Campbellton, New Brunswick, Maher's success as a hockey play-by-play voice led to his induction into the New Brunswick Sports Hall of Fame in 1996. Maher has also called World Championship games, six NHL All-Star games, and the Stanley Cup Finals in 1980, 1986, 1989 and 2004.

The award, named in honour of the late Foster Hewitt, is presented in recognition of members of the radio and television industry who have made outstanding contributions to their profession and to the game of hockey.

CLIFF FLETCHER - INDUCTED 2004 - GENERAL MANAGER, 1972-91

After an outstanding 48-year career that continues in the NHL, Cliff Fletcher was elected to the Hockey Hall of Fame as a Builder in 2004. Fletcher began his hockey career in 1956 with the Montreal Canadiens organization, starting as a scout under Sam Pollock. He joined the St. Louis Blues, eventually earning the role of Assistant General Manager, and helped manoeuvre the Blues into the Stanley Cup Final during the first three years of the franchise's existence. Fletcher was hired as the inaugural General Manager of the Atlanta Flames. He helped orchestrate the franchise's subsequent move from Atlanta to Calgary in time for the 1980-81 season. During Fletcher's regime with the Flames, his teams made the playoffs 16 straight seasons and finished first in their division in 1987-88, 1988-89 and 1989-90. In 1988-89, the Calgary Flames won the Stanley Cup.

Lured to Toronto in 1991, Fletcher spent six seasons as chief operating officer, president and general manager of the Maple Leafs. He was named the 1993 Executive of the Year by The Hockey News. As a team, Toronto improved by an incredible 32 points from 67 points in 1991-92 to a franchise-high 99 points in 1992-93. Following two seasons with the Tampa Bay Lightning as senior advisor to the General Manager, Fletcher was hired by the Phoenix Coyotes as executive vice-president and general manager. He is currently a senior advisor for the Toronto Maple Leafs.

GRANT FUHR - INDUCTED 2003 - PLAYER, 1999-2000, GOALTENDING CONSULTANT, 2000-02

Following a career that saw him attain over 400 NHL wins and amass five Stanley Cup championships, fittingly, Grant Fuhr was elected to the Hockey Hall of Fame in his first year of eligibility. Although all five Cups (1984, 1985, 1987, 1988, 1990) were collected while backstopping the Edmonton Oilers, Fuhr completed his career as a member of the Calgary Flames.

On October 22, 1999, the Flames defeated the Florida Panthers and Fuhr attained his 400th career win and became only the sixth goaltender in NHL history to reach that milestone. Fuhr's accomplishments include six All-Star Game appearances, Vezina Trophy (1987), Jennings Trophy (1994) and two Canada Cup titles (1984 and 1987).



HOCKEY HALL OF FAME CONTINUED

Brookfield Place, 30 Yonge Street, Toronto, Ontario | Phone: 416-360-7765 | www.hhof.com

JOE MULLEN - INDUCTED 2000 - PLAYER, 1985-90

In 345 career games with Calgary (1985-86 to 1989-90), Mullen recorded 388 points (190 G, 198 A). In 17 NHL seasons (1979-80 to 1996-97) with St. Louis, Calgary, Pittsburgh and Boston, the three-time Stanley Cup winner recorded 1,063 points (502 G, 561 A) in 1,062 games.

Mullen played in NHL All-Star games (1989, 1990 and 1994). He has won the Lady Byng Trophy (1987, 1989), NHL First All-Star Team (1989), NHL +/- Leader (1989), and won the Lester Patrick Trophy (1995).

MICHEL GOULET - INDUCTED 1998 - SCOUT, 2010-PRESENT

Michel Goulet, a native of Peribonka, Quebec, played 1,089 regular season NHL games scoring 548 goals, 604 assists for 1,152 points and 825 penalty minutes. He started his pro career with the Birmingham Bulls in the World Hockey Association in 1978-79. Following the NHL/WHA merger, Goulet was declared eligible for the 1979 Entry Draft and was selected by the Quebec Nordiques. He spent 11 seasons with the Nordiques before being traded to the Chicago Blackhawks during the 1989-90 season. Goulet was inducted into the Hockey Hall of Fame in 1998, alongside former teammate Peter Stastny.

Goulet's number 16 was retired by the Nordiques before a large crowd at le Colisée de Québec where he enjoyed his most productive years. Goulet won two Stanley Cups with the Colorado Avalanche in 1996 and 2001 as director of player personnel.

GUY LAPOINTE - INDUCTED 1993 - ASSISTANT COACH & SCOUT, 1990-99

Lapointe played 16 seasons in the NHL with the Montreal Canadiens, St. Louis Blues and Boston Bruins. One of the great players in the history of the game, Lapointe captured six Stanley Cup championships with the Canadiens (1971, 1973, 1976, 1977, 1978 and 1979). Lapointe, along

with teammates Serge Savard and Larry Robinson, formed one of the top defence corps in the NHL. In 884 career games, Lapointe recorded 622 points (171 G, 451 A).

LANNY McDONALD - INDUCTED 1992 - PLAYER, 1981-89, MANAGEMENT, 1989-2003

On September 21, 1992, Lanny McDonald became the first Calgary Flames player to be inducted into the Hockey Hall of Fame. McDonald finished his NHL career with 500 goals, 506 assists and 1,006 points in 1,111 games—all milestone achievements. He played 492 career games with the Flames recording 406 points (215 G, 191 A). McDonald won the

Bill Masterton Trophy (1982-83), the King Clancy Memorial Trophy (1987-88) and was named NHL Man-of-the-Year in 1988-89. He still holds the Flames record for most goals in a season (66 G, 1982-83) and scored the go-ahead goal in Calgary's Stanley Cup clinching win at Montreal in 1989.

BOB JOHNSON - INDUCTED 1992 - HEAD COACH, 1982-87

Robert "Badger Bob" Johnson was one of hockey's greatest boosters both in Calgary and throughout North America. He led Calgary to the franchise's first 40-win season in 1984-85 and posted a Flames coaching record of 193-155-52 in 400 games. Johnson posted a career coaching record of

234-188-58 with Calgary (1982-83 to 1986-87) and Pittsburgh (1990-91). He led the Penguins to a Stanley Cup championship in 1991. "It's a great day for hockey" is a remark hockey fans will always remember.

GLENN HALL - INDUCTED 1975 - GOALTENDING CONSULTANT, 1988-2000

During his 18 seasons in the NHL, Glenn "Mr. Goalie" Hall posted a 2.51 GAA and was consistently recognized as a top goaltender, being selected to the All-Star Team 11 times. Hall led the NHL in shutouts for six seasons, including his rookie campaign when he won the Calder Trophy and had 84 regular season career shutouts. Hall still holds the record

for most consecutive games by a goaltender, with 502, and appeared in 906 league games. He captured three Vezina Trophies, the Conn Smythe Trophy, one Stanley Cup and 13 All-Star Game appearances. In 1988 the Chicago Blackhawks retired Hall's jersey.



NHL ALL-STAR SELECTIONS

PLAYERS VOTED TO END OF SEASON 1ST OR 2ND ALL-STAR TEAM

JAROME IGINLA	2008-09 (Calgary) 1st 2007-08 (Calgary) 1st 2003-04 (Calgary) 2nd 2001-02 (Calgary) 1st
DION PHANEUF	2007-08 (Calgary) 1st
MIIKKA KIPRUSOFF	2005-06 (Calgary) 1st
AL MacINNIS	1993-94 (Calgary) 2nd 1990-91 (Calgary) 1st 1989-90 (Calgary) 1st 1988-89 (Calgary) 2nd 1986-87 (Calgary) 2nd
JOE MULLEN	1988-89 (Calgary) 1st
HAKAN LOOB	1987-88 (Calgary) 1st

THEOREN FLEURY	1994-95 (Calgary) 2nd
GARY SUTER	1987-88 (Calgary) 2nd
LANNY McDONALD	1982-83 (Calgary) 2nd
BRAD McCRIMMON	1987-88 (Calgary) 2nd
MIKE VERNON	1988-89 (Calgary) 2nd

YOUNG STARS GAME

2003-04	Matthew Lombardi
2002-03	Jordan Leopold
2001-02	Robyn Regehr

NHL ALL-ROOKIE TEAMS

2014-15	Johnny Gaudreau	1987-88	Joe Nieuwendyk
2005-06	Dion Phaneuf	1985-86	Gary Suter
1997-98	Derek Morris	1983-84	Hakan Loob
1996-97	Jarome Iginla	1983-84	Jamie Macoun
1989-90	Sergei Makarov		

ALL-STAR GAME APPEARANCES

2014-15	Mark Giordano, Johnny Gaudreau
2011-12	Jarome Iginla
2008-09	Jarome Iginla
2007-08	Jarome Iginla (Named Team Captain for Western Conference), Dion Phaneuf
2006-07	Miikka Kiprusoff, Dion Phaneuf
2003-04	Jarome Iginla
2002-03	Jarome Iginla
2001-02	Jarome Iginla
1999-00	Valeri Bure, Phil Housley
1998-99	Theoren Fleury
1997-98	Theoren Fleury
1996-97	Theoren Fleury
1995-96	Theoren Fleury
1994-95	No All-Star Game
1993-94	Al MacInnis, Joe Nieuwendyk
1992-93	Gary Roberts, Mike Vernon
1991-92	Gary Roberts, Al MacInnis, Theoren Fleury
1990-91	Al MacInnis, Theoren Fleury, Gary Suter, Mike Vernon

1989-90	Al MacInnis, Joe Mullen, Joe Nieuwendyk, Mike Vernon
1988-89	Joe Mullen, Gary Suter, Joe Nieuwendyk, Mike Vernon
1987-88	Al MacInnis, Brad McCrimmon, Gary Suter, Joe Nieuwendyk, Mike Vernon
1986-87	Rendezvous '87
1985-86	Gary Suter
1984-85	Al MacInnis, Paul Reinhart
1983-84	Lanny McDonald
1982-83	Lanny McDonald
1981-82	Pekka Rautakallio
1980-81	Kent Nilsson
1979-80	Kent Nilsson (Atlanta)
1978-79	Challenge Cup
1977-78	Bill Clement (Atlanta)
1976-77	Tom Lysiak, Eric Vail (Atlanta)
1975-76	Curt Bennett, Tom Lysiak (Atlanta)
1974-75	Curt Bennett, Tom Lysiak (Atlanta)
1973-74	Al McDonough (Atlanta)
1972-73	Randy Manery (Atlanta)

FLAMES ALL-TIME TROPHY WINNERS




**JACK ADAMS
AWARD**
COACH OF THE YEAR
2014-15 | Bob Hartley



**MARK MESSIER LEADERSHIP
AWARD**
BEST LEADER
2008-09 | Jarome Iginla



**VEZINA
TROPHY**
BEST GOALTENDER
2005-06 | Miikka Kiprusoff



**WILLIAM M. JENNINGS
TROPHY**
FEWEST GOALS AGAINST
2005-06 | Miikka Kiprusoff



**MAURICE "ROCKET" RICHARD
TROPHY**
MOST GOALS
2003-04 | Jarome Iginla
2001-02 | Jarome Iginla



**LESTER B. PEARSON
AWARD**
MVP-VOTED BY PLAYERS
2001-02 | Jarome Iginla



**ART ROSS
TROPHY**
MOST POINTS
2001-02 | Jarome Iginla



**BILL MASTERTON
TROPHY**
DEDICATION
1995-96 | Gary Roberts
1982-83 | Lanny McDonald



**CONN SMYTHE
TROPHY**
PLAYOFF MVP
1988-89 | Al MacInnis



**LADY BYNG
TROPHY**
SPORTSMANSHIP COMBINED
WITH HIGH LEVEL OF PLAY
2014-15 | Jiri Hudler
1988-89 | Joe Mullen
1986-87 | Joe Mullen
1978-79 | Bob MacMillan



**KING CLANCY
AWARD**
HUMANITARIAN CONTRIBUTION
2003-04 | Jarome Iginla
1994-95 | Joe Nieuwendyk
1987-88 | Lanny McDonald



**CALDER MEMORIAL
TROPHY**
TOP ROOKIE
1989-90 | Sergei Makarov
1987-88 | Joe Nieuwendyk
1985-86 | Gary Suter
1976-77 | Willi Plett
1974-75 | Eric Vail

ALKA-SELTZER TROPHY PLUS/MINUS AWARD - 1990-91 | Theoren Fleury (tie) 1988-89 | Joe Mullen 1987-88 | Brad McCrimmon

CALGARY FLAMES FOUNDATION



Because of you, over \$30 million has been donated back to Southern Albertans

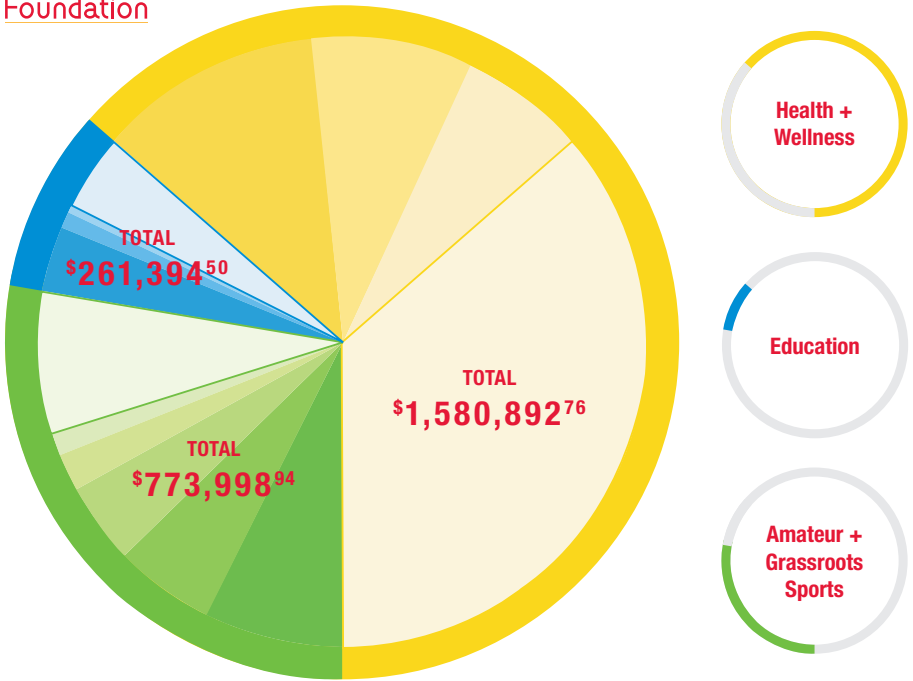
The Calgary Flames Foundation strives to improve the lives of Southern Albertans through support of health and wellness, education, and amateur and grassroots sports. Thank you for your support of the Calgary Flames' charitable arm.



CALGARY FLAMES FOUNDATION CONTINUED



DISTRIBUTION OF FUNDS 2014-2015



TOTAL: \$2,616,286²⁰

GRANTS FUNDED

- Health + Wellness
\$901,613⁷⁶
- Education
\$229,894⁵⁰
- Amateur + Grassroots Sports
\$255,000

ANNUAL COMMITMENTS

- Camp Kindle
\$152,295
- Reading...Give It a Shot!
\$5,000
- Comrie Equipment Bank
\$25,000
- Amateur sports teams through 50/50
\$147,000
- Alberta Children's Hospital Rotary Flames House
\$200,000
- SAIT/UofC/MRU Scholarships
\$4,500
- SAIT/UofC/MRU Hockey Programs
\$60,000
- HEROS Ignited by the Flames Foundation
\$150,000
- YMCA Flames Grade 6 Membership Program
\$250,000
- Flames School Program
\$70,000
- Flames EvenStrength Program
\$125,000

THANK YOU

for your support of the Calgary Flames Foundation

CALGARY FLAMES FOUNDATION CONTINUED

FREE YMCA MEMBERSHIP



All Grade 6 students can head to any YMCA to sign up for a free membership. You'll also receive a free intro Flames package. Proof of age is required to receive the free membership.

FLAMES @ SCHOOL




Teachers and parents—we want your kids to work out and eat right! Head to flamesatschool.com for information and material that you can use at home or in the classroom to help kids develop a healthier lifestyle. All content is exclusive Flames material that you cannot get anywhere else!

FLAMES EVENSTRENGTH PROGRAM



Know someone who would like to play minor hockey but could use some help? The Flames EvenStrength program ensures equality for kids at any age of minor hockey. For more information on how to apply call 403-243-5773.



READING... GIVE IT A SHOT!



Encourage your students to read for recreation, as well as education. This is an opportunity to promote literacy, strengthen existing reading programs in schools, encourage parents to share in their children's reading, and enhance

community participation—and earn Flames player trading cards while they do it.

Register your Kindergarten through Grade 6 classes for Reading...Give It A Shot by visiting cepfoundation.com

JOIN THE CLUB!



presented by



Download the free Club Flames App to be a part of the Flames Community! It's full of fun games and gives you the chance to hang out with fellow Flames fans. Plus, get badges for participation! Get the app at clubflames.com

INSPIRE | MOTIVATE | EDUCATE

CALLING ALL STUDENTS

Check out these FREE PROGRAMS from the Calgary Flames Foundation!

We want you to be a part of our team!

For more information on any of these programs please visit calgaryflames.com/foundation

The Calgary Flames Foundation strives to improve the lives of southern Albertans through support of health and wellness, education and grassroots & amateur sports.

COMMUNITY RELATIONS



Since its creation in 1983, the Calgary Flames Foundation has served as the charitable arm of the Calgary Flames Hockey Club, offering much-needed funding to varied and far-reaching charities. Continuously evolving over its years in operation, the Flames Foundation now provides millions of dollars in contributions to these key pillars: amateur and grassroots sports, health and wellness and education. In keeping with the original mandate of the ownership group, the Calgary Flames Foundation strives to bring positive change to the lives of thousands of southern Albertans.

READING...GIVE IT A SHOT!

Entering into its 19th season, the Reading...Give It a Shot! program promotes the importance of literacy for Grades 4, 5 and 6 students and rewards them with Flames-themed bookmarks for every 100 minutes of reading.

Alongside the Calgary Educational Partnership Foundation (CEPF), the schools that participate in the program are entered into a draw to receive a visit from Flames players. Players do two school visits a season where they answer questions from the students and speak about the positive effects of literacy.

Harvey the Hound also promotes literacy to younger students eager to participate in the program. Harvey has his own set of bookmarks that students from kindergarten through Grade 3 can collect for achieving their own reading goals.

Over 24,000 students participated last season in both programs. Students who meet their goals or collect all 24 bookmarks are rewarded with tickets to a Flames game or Flames jersey.

For more information or to get your school involved please visit:
http://cepfoundation.com/initiatives/rgis_about.html



POND HOCKEY BY ENMAX

Pond Hockey by ENMAX gives kids the chance to skate with hockey celebrities and learn game enhancing skills in pursuit of their hockey dreams. Community residents, friends and family share in the experience, drinking hot chocolate and cheering on their community hockey kids as they take on the Calgary Flames.

For 16 seasons, the Calgary Flames have been proud to partner with ENMAX on this community initiative in support of grassroots hockey that continues to play an important role in the development of young hockey players throughout southern Alberta.

WHEELCHAIR HOCKEY

For 35 years, the Calgary Flames have gone up against the mighty Townsend Tigers of the Alberta Children's Hospital in a game of wheelchair hockey. Despite the players' immense talent on the ice, the Flames have yet to defeat the Tigers in what has become a staple in the Calgary sports calendar. Following the game, the players sign autographs for the winning champions.

The Flames versus Tigers tradition began in 1981 and despite their defeats in the gym, the Flames are still winners at the Alberta Children's Hospital. The Calgary Flames Foundation and the Rotary Clubs of Calgary teamed up to donate \$2.5 million to help build Alberta's first hospice facility for children. Right next door to the Alberta Children's Hospital, Rotary/Flames House helps families who are in need of respite and palliative care.



COMMUNITY RELATIONS CONTINUED



ANNUAL HOLIDAY VISIT TO THE ALBERTA CHILDREN'S HOSPITAL

Around the holiday season, the Calgary Flames and the Flames Better Halves make their annual visit to the Alberta Children's Hospital visiting young patients, along with distributing toys and signing autographs. The players also participate in an arts and crafts activity with a group of children from the hospital as well as make individual room visits.

PUMPKIN CARVING

Every Halloween, Calgary Flames players and their significant others team up with families at the Ronald McDonald House to take part in carving pumpkins.

Ronald McDonald House® Southern Alberta provides a home away from home for out-of-town families with sick children receiving medical attention in a Calgary hospital. Though the House has grown and changed since opening in 1985, the purpose remains the same—keeping families together in a compassionate and comfortable, home-like atmosphere.

CALGARY FLAMES HEALTH TRAINING CAMP

Each season, the Calgary Flames and the Calgary Flames Foundation invite fans of all ages to the Scotiabank Saddledome to take part in the Calgary Flames Health Training Camp. This fun and informative event is completely free for both children and adults and promotes the importance of living active and healthy lifestyles. The event features a variety of fitness testing stations, a sports-registration area and interactive information stations that provide education on nutrition, wellness and proper exercise.

The event includes fitness testing stations monitored by health care professionals including the Flames team doctor, where adults will be tested and assessed based on BMI, blood pressure, waist circumference and cardio/recovery with a monitored step test. Following these measurements, adults will meet with a physician. Youth participants are also tested and receive a Flames log when they leave.



FREE YMCA MEMBERSHIP

All Grade 6 students can head to any YMCA to sign up for a free membership. You'll also receive a free intro Flames package. Proof of age is required to receive the free membership.

FLAMES @ SCHOOL!

Teachers and parents—we want your kids to work out and eat right! Head to flamesatschool.com for information and material that you can use at home or in the classroom to help kids develop a healthier lifestyle.

All content is exclusive Flames material that you cannot get anywhere else!



PLAYER PROGRAMS



Through active community and player relations the Calgary Flames continue to endeavour to develop and implement impactful and high profile community relations programs while establishing relationships with schools, youth sports, minor hockey and other charitable foundations.

While the Flames team programs continue to give back to the community, many Flames players also have personal commitments to charities and initiatives of their choosing. The players listed below have taken on additional personal commitments.

T.J. BRODIE – SKATE IN STRIDES

T.J. Brodie continues to grow his “Skate In Strides” program alongside CARSTAR in support of Cystic Fibrosis Canada. Brodie has created custom skate guards for sale at FanAttic stores, CARSTAR offices and online. These skate guards will be sold for \$20. The proceeds will be directed to Cystic Fibrosis Canada and Brodie will match those proceeds. The Flames Foundation for Life matches all player program donations making the total donation to Cystic Fibrosis Canada for each pair of skate guards sold, \$30.

Brodie is also a huge advocate for organ donation and urges everyone to register as an organ donor.

MATT STAJAN – THE NICU AT THE FOOTHILLS HOSPITAL AND THE ALBERTA CHILDREN’S HOSPITAL

Matt Stajan is the Flames Ambassador for the Alberta Children’s Hospital. Stajan also donates a set of season’s tickets to the hospital to distribute to patients, families and volunteers. Stajan and his wife Katie also attend various events and volunteer with the hospital.

For each point Stajan collects over the season, he will donate \$200 to the Neo-Natal Intensive Care Unit (NICU) at the Foothills Hospital.

MIKAEL BACKLUND – THE ALS SOCIETY OF ALBERTA

This season, Mikael Backlund has chosen to align himself with the ALS Society of Alberta, an organization near to his and his girlfriend’s hearts. Backlund will donate \$200 for every point earned to the ALS Society of Alberta and will act as a spokesperson for the organization, attending events and promoting their cause.

Backlund also has a close relationship with the Kids Cancer Care Foundation and will continue to support them by attending various events and donating tickets to games followed by a meet and greet with Backlund.

MARK GIORDANO – TEAM GIORDANO

Coming off being a finalist for the NHL Foundation Player Award, presented annually to the player “who applies the core values of hockey – commitment, perseverance and teamwork – to enrich the lives of people in his community”, Mark Giordano and his wife Lauren continue to grow their Team Giordano program.

In partnership with the Calgary Board of Education (CBE), Team Giordano provides resources to four Calgary schools to assist in meeting student needs and supporting personal student development. Funded by the Giordano’s, the Calgary Flames Foundation and the Calgary Italian Open Charity Golf Tournament, the schools are provided new computers, floor hockey equipment, school supplies along with student mentorship opportunities developed and supported by Mark and Lauren. The kids will also receive a Gio journal where they can learn about setting goals and track different accomplishments that help them work towards being the best they can be.

This year, \$100,000 was donated to the four recipient schools.


JOE COLBORNE – COLBORNE’S FORCES

Joe Colborne, alongside Packers Plus, has launched Colborne’s Forces. Colborne donates a pair of season’s tickets to a member of the Canadian Armed Forces. The member and their guest will receive tickets to the game, followed by a dressing room tour from Joe Colborne and an autograph. At various games throughout the season, the member of the Canadian Armed Forces will be saluted by fans on our Flames Energy Board thanks to Packers Plus.



TEAM AWARDS

THE J.R. McCAIG MEMORIAL AWARD



This award honours two Calgary Flames personnel, a player and staff member, who best exemplify Mr. McCaig's enduring virtues of respect, courtesy and compassion for all individuals he encountered both in his professional and everyday life.

The 2014-15 J.R. McCaig Memorial Award recipients were Kris Russell and Lori Warner.

PREVIOUS J.R. McCAIG MEMORIAL AWARD WINNERS


2013-14	Matt Stajan Marc Leost	2010-11	Tim Jackman Candice Goudie	2007-08	Jarome Iginla Bob Godun
2012-13	Lee Stempniak Geordie MacLeod	2009-10	Daymond Langkow Mike Duben	2006-07	Stephane Yelle Gail Miller
2011-12	Mark Giordano Art Hernandez	2008-09	Craig Conroy Luke Dauray	2005-06	Robyn Regehr Mark Stiles

LORI WARNER & KRIS RUSSELL



TEAM AWARDS CONTINUED

THE RALPH T. SCURFIELD HUMANITARIAN AWARD



This award is presented annually to the Calgary Flames player who best exemplifies the qualities of perseverance, determination and leadership on the ice combined with dedication to community service.

The 2014-15 Ralph T. Scurfield Humanitarian Award recipient was Joe Colborne.


PREVIOUS RALPH T. SCURFIELD HUMANITARIAN AWARD WINNERS

2013-14	Mikael Backlund	2006-07	Rhett Warrener	1998-99	Ed Ward	1991-92	Bob Johnson
2012-13	Matt Stajan	2005-06	Rhett Warrener	1997-98	Ed Ward	1990-91	Jamie Macoun
2011-12	Curtis Glencross	2003-04	Martin Gelinás	1996-97	Mike Sullivan	1989-90	Tim Hunter
2010-11	Cory Sarich	2002-03	Denis Gauthier	1995-96	Gary Roberts	1988-89	Lanny McDonald
2009-10	Craig Conroy	2001-02	Jarome Iginla	1994-95	Not awarded	1987-88	Jim Peplinski
2008-09	David Moss	2000-01	Jarome Iginla	1993-94	Al MacInnis	1986-87	Lanny McDonald
2007-08	Dion Phaneuf	1999-00	Robyn Regehr	1992-93	Joel Otto		





THE PLAYERS



11 | MIKAEL BACKLUND

Centre | Shoots: Left | 6'1" | 199 lbs. | DOB: Mar. 17, 1989 | Vasteras, SWE

DRAFTED: Selected by Calgary in the first round (24th overall) in the 2007 NHL Entry Draft

CAREER REGULAR SEASON								CAREER PLAYOFFS				
SEASON	CLUB	LEAGUE	GP	G	A	PTS	PIM	GP	G	A	PTS	PIM
2005-06	Vasteras	SWE-2	12	2	2	4	14	-	-	-	-	-
2006-07	Vasteras	SWE-1	18	1	2	3	14	-	-	-	-	-
	Vasteras	SWE-2	7	5	4	9	8	5	1	0	1	4
2007-08	Vasteras	SWE-1	37	9	4	13	24	-	-	-	-	-
	Vasteras	SWE-2	9	7	6	13	20	-	-	-	-	-
	Sweden	WJC	6	3	4	7	10	-	-	-	-	-
2008-09	Vasteras	SWE-1	17	4	4	8	39	-	-	-	-	-
	Calgary	NHL	1	0	0	0	0	-	-	-	-	-
	Kelowna	WHL	28	12	18	30	26	19	13	10	23	26
2009-10	Abbotsford	AHL	54	15	17	32	26	13	1	8	9	14
	Calgary	NHL	23	1	9	10	6	-	-	-	-	-
2011	Sweden	WC	9	3	2	5	2	-	-	-	-	-
2010-11	Calgary	NHL	73	10	15	25	18	-	-	-	-	-
	Abbotsford	AHL	1	0	0	0	0	-	-	-	-	-
2011-12	Calgary	NHL	41	4	7	11	16	-	-	-	-	-
2012-13	Calgary	NHL	32	8	8	16	29	-	-	-	-	-
	Vasteras IK	SWE-2	23	12	18	30	22	-	-	-	-	-
2013-14	Calgary	NHL	76	18	21	39	32	-	-	-	-	-
	Sweden	WC	10	5	3	8	29	-	-	-	-	-
2014-15	Calgary	NHL	52	10	17	27	14	11	1	1	2	8
TOTAL		NHL	298	51	77	128	115	11	1	1	2	8
		AHL	55	15	17	32	26	13	1	8	9	14
		WHL	28	12	18	30	26	19	13	10	23	26
		SWE-1	72	14	10	24	77	-	-	-	-	-
		SWE-2	39	24	28	52	50	5	1	0	1	4

NHL HIGHLIGHTS

CAREER FIRSTS

FIRST NHL GAME: vs. NYI on Jan. 8, 2009

FIRST NHL GOAL: at PHX on Jan. 28, 2010

FIRST NHL ASSIST: vs. EDM on Jan. 30, 2010

LONGEST PERSONAL STREAKS

GOALS: 4 games (1x), Jan. 7 – 15, 2015 (4G)

ASSISTS: 4 games (1x), Mar. 28 – Apr. 4, 2010 (5A)

POINTS: 8 games (1x), Feb. 27 – Mar. 14, 2015 (3G, 6A)

CAREER HIGHS

GOALS: 2 (4x), Most Recent: vs. ANA on Mar. 12, 2014

ASSISTS: 3 (1x), vs. EDM on Apr. 6, 2011

POINTS: 3 (2x), Most Recent: vs. ANA on Mar. 12, 2014 (2G, 1A)

SHOTS: 9 (1x), at OTT on Mar. 30, 2014

PIM: 17 (1x), vs. ANA on Apr. 19, 2013

MULTI-POINT GAMES: 19, Most Recent: at COL on Mar. 14, 2015 (2A)

PLAYOFFS

2015: 11 games - 2 points (1G, 1A)

NHL/FLAMES AWARDS

2013-14: Ralph T. Scurfield Humanitarian Award

INTERNATIONAL

2008: WJC – Team Sweden (Silver Medal – 3G, 4A)

2009: WJC – Team Sweden (Silver Medal – 5G, 2A)

2010: WC – Team Sweden (Bronze Medal – 1A)

2011: WC – Team Sweden (Silver Medal – 3G, 2A)

2014: WC – Team Sweden (Bronze Medal – 5G, 3A)

PENALTY SHOTS

Mar. 13, 2013 vs. DET (Gustavsson) – No Goal

SHOOTOUTS

0-of-4 (0.0%), 0 Game-Deciding Goals

CAREER TRANSACTIONS / CONTRACT STATUS

CONTRACT: Signed through 2017-18 season. Becomes an unrestricted free agent in 2018-19.

2014-15 HIGHLIGHTS

- Made his NHL playoff debut and scored Calgary's lone postseason overtime goal
- Led all Flames in the regular season in shorthanded goals with two
- Finished fourth among Calgary forwards in points per game with 0.52
- Picked up an assist on Jan. 17 for the longest point streak of his career (five games)
- Set a career high when he scored in four straight games from Jan. 7 to 15
- Missed 29 games with an upper body injury

CAREER HIGHLIGHTS

- Playing in his eighth NHL season, all with the Flames
- Set career highs in 2013-14 with 18 goals, 21 assists and 39 points
- Led Calgary with four shorthanded goals, 63 takeaways, and 628 faceoff wins in 2013-14
- Was the Flames top rookie in 2010-11 with 10 goals, 15 assists and 25 points
- His Kelowna Rockets lost in the Memorial Cup final in 2008-09
- Had 23 points in 19 playoff games to help Kelowna win the WHL championship that season
- Made his NHL debut in the 2008-09 season before joining the Rockets

CAREER VS. NHL

TEAM	GP	G	A	PTS	PIM
ANA	17	3	2	5	23
ARI	15	5	3	8	8
BOS	7	0	2	2	0
BUF	3	0	1	1	0
CAR	6	2	1	3	2
CHI	15	4	2	6	2
COL	16	1	10	11	10
CBJ	11	2	4	6	2
DAL	11	2	2	4	4
DET	14	4	3	7	4
EDM	21	4	10	14	10
FLA	4	1	2	3	0
LAK	15	1	2	3	8
MIN	19	3	4	7	2
MTL	5	0	0	0	2
NSH	14	3	4	7	10
NJD	5	0	3	3	2
NYI	6	1	2	3	2
NYR	4	1	0	1	0
OTT	8	1	2	3	0
PHI	5	1	0	1	4
PIT	4	1	0	1	0
SJS	19	2	7	9	6
STL	13	0	4	4	6
TBL	6	0	1	1	0
TOR	4	2	0	2	0
VAN	20	6	2	8	8
WSH	6	0	3	3	0
WPG	5	1	1	2	0
TOTAL	298	51	77	128	115

CAREER PLAYOFFS VS. NHL

TEAM	GP	G	A	PTS	PIM
ANA	5	1	0	1	4
VAN	6	0	1	1	4
TOTAL	11	1	1	2	8



93 | SAM BENNETT

Centre | Shoots: Left | 6'1" | 186 lbs. | DOB: Jun. 20, 1996 | Birthplace: Holland Landing, ON

DRAFTED: Selected by Calgary in the first round (4th overall) in the 2014 NHL Entry Draft

CAREER REGULAR SEASON								CAREER PLAYOFFS				
SEASON	CLUB	LEAGUE	GP	G	A	PTS	PIM	GP	G	A	PTS	PIM
2012-13	Kingston	OHL	60	18	22	40	87	4	0	3	3	2
2013-14	Kingston	OHL	57	36	55	91	118	7	5	4	9	18
2014-15	Kingston	OHL	11	11	13	24	14	4	0	3	3	4
	Calgary	NHL	1	0	1	1	0	11	3	1	4	8
TOTAL		NHL	1	0	1	1	0	11	3	1	4	8
		OHL	128	65	90	155	219	15	5	10	15	24

NHL HIGHLIGHTS

CAREER FIRSTS

FIRST NHL GAME: at WPG on Apr. 11, 2015

FIRST NHL GOAL: N/A

FIRST NHL ASSIST: at WPG on Apr. 11, 2015

LONGEST PERSONAL STREAKS

GOALS: N/A

ASSISTS: 1 game (1x), Apr. 11, 2015 (1A)

POINTS: 1 game (1x), Apr. 11, 2015 (1A)

CAREER HIGHS

GOALS: N/A

ASSISTS: 1 (1x), at WPG on Apr. 11, 2015

POINTS: 1 (1x), at WPG on Apr. 11, 2015 (1A)

SHOTS: 1 (1x), at WPG on Apr. 11, 2015

PIM: N/A

MULTI-POINT GAMES: N/A

PLAYOFFS

2015: 11 games – 4 points (3G, 1A)

INTERNATIONAL

2013: WU18 – Team Canada (Gold Medal – 3G, 4A)

CAREER TRANSACTIONS / CONTRACT STATUS

CONTRACT: Signed through 2016-17 season. Becomes a restricted free agent in 2017-18.

2014-15 HIGHLIGHTS

- Made his NHL postseason debut and featured in all 11 of Calgary's games
- Tied for third on the team with three playoff goals, including one game winner
- Scored his first NHL goal (the game winner) in Game 3 of the first round on Apr. 19, 2015 against Eddie Lack of the Vancouver Canucks
- Played his first career NHL game and had an assist for his first point on Apr. 11 at Winnipeg
- Following injury recovery in Calgary, returned to Kingston of the OHL and picked up 24 points (11G, 13A) in 11 games with the Frontenacs before adding three assists in their four postseason games
- Missed the majority of the season with a shoulder injury

CAREER HIGHLIGHTS

- Recorded 1.21 PPG in 128 games for Kingston over his three OHL seasons
- Became Calgary's highest-ever draft pick when they chose him fourth overall in the 2014 NHL Entry Draft
- Led the Frontenacs in goals (36), assists (55), and points (91) and also had the highest plus/minus among forwards (+34) in 2013-14
- Kingston drafted him with their first choice (ninth overall) in the 2012 OHL Priority Draft

CAREER VS. NHL

TEAM	GP	G	A	PTS	PIM
WPG	1	0	1	1	0
TOTAL	1	0	1	1	0

CAREER PLAYOFFS VS. NHL

TEAM	GP	G	A	PTS	PIM
ANA	5	1	0	1	2
VAN	6	2	1	3	6
TOTAL	11	3	1	4	8



52 | BRANDON BOLLIG

Left Wing | Shoots: Left | 6'2" | 220 lbs. | DOB: Jan. 31, 1987 | Birthplace: St. Charles, MO

DRAFTED: Undrafted free agent signed by the Chicago Blackhawks

CAREER REGULAR SEASON							CAREER PLAYOFFS					
SEASON	CLUB	LEAGUE	GP	G	A	PTS	PIM	GP	G	A	PTS	PIM
2005-06	Lincoln	USHL	58	8	8	16	175	9	1	2	3	12
2006-07	Lincoln	USHL	57	14	12	26	207	4	0	2	2	2
2007-08	Lincoln	USHL	58	15	16	31	211	8	2	4	6	40
2008-09	St. Lawrence	ECAC	36	6	7	13	51	-	-	-	-	-
2009-10	St. Lawrence	ECAC	42	7	18	25	83	-	-	-	-	-
	Rockford	AHL	3	1	1	2	7	-	-	-	-	-
2010-11	Rockford	AHL	55	4	0	4	115	-	-	-	-	-
2011-12	Rockford	AHL	53	3	6	9	163	-	-	-	-	-
	Chicago	NHL	18	0	0	0	58	4	1	0	1	19
2012-13	Rockford	AHL	35	5	4	9	157	-	-	-	-	-
	Chicago	NHL	25	0	0	0	51	5	0	0	0	2
2013-14	Chicago	NHL	82	7	7	14	92	15	0	1	1	16
2014-15	Calgary	NHL	62	1	4	5	88	11	2	0	2	38
TOTAL												
		NHL	187	8	11	19	289	35	3	1	4	75
		FLAMES	62	1	4	5	88	11	2	0	2	38
		AHL	146	13	11	24	442	-	-	-	-	-
		ECAC	78	13	25	38	134	-	-	-	-	-
		USHL	173	37	36	73	593	21	3	8	11	54

NHL HIGHLIGHTS

CAREER FIRSTS

FIRST NHL GAME: vs. TOR on Feb. 29, 2012

FIRST NHL GOAL: vs. WSH on Oct. 1, 2013

FIRST NHL ASSIST: vs. MIN on Oct. 26, 2013

LONGEST PERSONAL STREAKS

GOALS: 1 game (8x), Most Recent: Feb. 2, 2015 (1G)

ASSISTS: 1 game (11x), Most Recent: Mar. 11, 2015 (1A)

POINTS: 2 games (2x), Most Recent: Mar. 4 – 6, 2014 (1G, 1A)

CAREER HIGHS

GOALS: 1 (8x), Most Recent: Feb. 2, 2015

ASSISTS: 1 (11x), Most Recent: Mar. 11, 2015

POINTS: 2 (1x), at WPG on Nov. 2, 2013 (1G, 1A)

SHOTS: 6 (1x), at VAN on Jan. 29, 2014

PIM: 20 (1x), at STL on Apr. 2, 2015

MULTI-POINT GAMES: 1, at WPG on Nov. 2, 2013 (1G, 1A)

PLAYOFFS

2012, 2013, 2014, 2015: 35 games – 4 points (3G, 1A)

2013: Stanley Cup, Clarence S. Campbell Bowl (Chicago)

CAREER TRANSACTIONS / CONTRACT STATUS

2014: Traded to Calgary in exchange for a third round pick in the 2014 NHL Entry Draft.

CONTRACT: Signed through 2016-17 season. Becomes an unrestricted free agent in 2017-18.

2014-15 HIGHLIGHTS

- Played in all 11 of the Flames playoff games where he scored a pair of goals and added 38 PIMs
- Led the Flames with 88 PIMs in 62 regular season games
- Scored his first goal as a member of the Flames on Feb. 2 vs. WPG
- Picked up his first point as a Flame on Oct. 14 at NSH

CAREER HIGHLIGHTS


- Playing in his fifth NHL season, his second with the Flames
- In the 2013-14 season with Chicago, he set career highs in games played (82), goals (7), assists (7), points (14), PIMs (92), and shots on goal (109)
- His 92 PIMs and 203 hits were both tops on the Blackhawks in 2013-14
- Skated in five playoff tilts as part of the Hawks' 2012-13 Stanley Cup-winning team
- Recorded his first career multi-point game on Nov. 2, 2013 at WPG
- Led the Blackhawks with 51 PIMs in 2012-13
- Played parts of four seasons with Rockford of the AHL

CAREER VS. NHL

TEAM	GP	G	A	PTS	PIM
ANA	10	0	1	1	4
ARI	7	1	0	1	15
BOS	3	1	0	1	0
BUF	4	0	0	0	7
CGY	5	0	1	1	10
CAR	4	0	0	0	0
CHI	2	0	0	0	2
COL	10	0	1	1	0
CBJ	6	1	0	1	7
DAL	10	0	0	0	7
DET	6	0	1	1	0
EDM	7	0	1	1	5
FLA	3	0	0	0	7
LAK	12	0	0	0	19
MIN	11	0	1	1	11
MTL	4	0	1	1	0
NSH	11	0	2	2	9
NJD	3	0	0	0	0
NYI	3	0	0	0	0
NYR	3	1	0	1	7
OTT	5	0	0	0	21
PHI	3	0	1	1	16
PIT	4	0	0	0	4
SJS	6	0	0	0	6
STL	16	0	0	0	82
TBL	4	0	0	0	0
TOR	4	0	0	0	7
VAN	9	0	0	0	23
WSH	5	1	0	1	18
WPG	7	3	1	4	2
TOTAL	187	8	11	19	289

CAREER PLAYOFFS VS. NHL

TEAM	GP	G	A	PTS	PIM
ANA	5	1	0	1	14
ARI	4	1	0	1	19
BOS	2	0	0	0	0
LAK	6	0	1	1	2
MIN	6	0	0	0	4
STL	6	0	0	0	12
VAN	6	1	0	1	24
TOTAL	35	3	1	4	75



17 | LANCE
BOUMA

Left Wing | Shoots: Left | 6'2" | 208 lbs. | DOB: Mar. 25, 1990 | Birthplace: Provost, AB

DRAFTED: Selected by Calgary in the third round (78th overall) in the 2008 NHL Entry Draft

CAREER REGULAR SEASON

SEASON	CLUB	LEAGUE	GP	G	A	PTS	PIM	GP	G	A	PTS	PIM
2005-06	Vancouver	WHL	5	1	3	4	0	-	-	-	-	-
2006-07	Vancouver	WHL	49	3	5	8	31	22	3	3	6	12
2007-08	Vancouver	WHL	71	12	23	35	93	10	0	1	1	8
2008-09	Vancouver	WHL	48	9	16	25	116	17	7	5	12	30
2009-10	Vancouver	WHL	57	14	29	43	134	16	4	13	17	47
	Abbotsford	AHL	-	-	-	-	-	5	1	0	1	2
2010-11	Abbotsford	AHL	61	12	8	20	53	-	-	-	-	-
	Calgary	NHL	16	0	1	1	2	-	-	-	-	-
2011-12	Abbotsford	AHL	31	3	3	6	53	-	-	-	-	-
	Calgary	NHL	27	1	2	3	11	-	-	-	-	-
2012-13	Abbotsford	AHL	3	1	0	1	2	-	-	-	-	-
2013-14	Calgary	NHL	78	5	10	15	41	-	-	-	-	-
2014-15	Calgary	NHL	78	16	18	34	54	2	0	0	0	2
TOTAL		NHL	199	22	31	53	108	2	0	0	0	2
		AHL	95	16	11	27	108	5	1	0	1	2
		WHL	262	58	120	178	284	28	6	4	10	27

NHL HIGHLIGHTS

CAREER FIRSTS

FIRST NHL GAME: vs. LAK on Feb. 5, 2011

FIRST NHL GOAL: vs. MIN on Jan. 7, 2012

FIRST NHL ASSIST: vs. CHI on Feb. 7, 2011

LONGEST PERSONAL STREAKS

GOALS: 2 games (2x), Most Recent: Feb. 18 – 20, 2015 (2G)

ASSISTS: 3 games (1x), Nov. 22 – 29, 2013 (3A)

POINTS: 3 games (1x), Nov. 22 – 29, 2013 (3A)

CAREER HIGHS

GOALS: 2 (2x), Most Recent: at NSH on Mar. 29, 2015

ASSISTS: 3 (1x), vs. FLA on Jan. 9, 2015

POINTS: 3 (1x), vs. FLA on Jan. 9, 2015 (3A)

SHOTS: 4 (7x), Most Recent: at ANA on Jan. 21, 2015

PIM: 20 (1x), vs. TOR on Mar. 13, 2015

MULTI-POINT GAMES: 11, Most Recent: at NSH on Mar. 29, 2015 (2G)

PLAYOFFS

2015: 2 games – 0 points

CAREER TRANSACTIONS / CONTRACT STATUS

CONTRACT: Signed through 2017-18 season. Becomes an unrestricted free agent in 2018-19.

2014-15 HIGHLIGHTS

- Made his NHL postseason debut on May 8 vs. ANA
- In the regular season, he set career highs in goals (16), assists (18), points (34), plus/minus (+10), PIMs (54) and game winning goals (4) and led the Flames and finished seventh in the NHL with 264 hits
- Had 10 multi-point games, including his first career three-point night on Jan. 9, 2015 vs. FLA and his first two multi-goal tilts (on Jan. 31 vs. EDM and on Mar. 29 at NSH)
- Suffered a hand injury blocking a shot on Apr. 7 and missed the final two regular season games and the first nine games of the playoffs
- Scored in back-to-back games for the first two times in his career (Feb. 18 – 20 and Nov. 2 – 4)

CAREER HIGHLIGHTS


- Playing in his fifth NHL season, all with the Flames
- Led the Flames with 181 hits in 2013-14
- Skated in three games with the Abbotsford Heat before missing the rest of the season with a knee injury in 2012-13
- In 2010-11, his six power play goals tied for the lead with the AHL's Abbotsford Heat
- Played five games in the 2009-10 AHL playoffs with the Heat where he scored his first professional goal
- Skated in five seasons for the WHL's Vancouver Giants and served as team captain in his final year

CAREER VS. NHL

TEAM	GP	G	A	PTS	PIM
ANA	16	1	5	6	2
ARI	14	1	2	3	6
BOS	4	0	0	0	6
BUF	4	0	0	0	0
CAR	4	1	1	2	0
CHI	6	1	2	3	0
COL	7	2	2	4	0
CBJ	4	0	0	0	2
DAL	8	0	2	2	6
DET	5	0	0	0	0
EDM	14	3	1	4	2
FLA	4	1	5	6	6
LAK	14	0	0	0	4
MIN	8	2	1	3	4
MTL	4	1	0	1	2
NSH	6	2	1	3	0
NJD	5	0	1	1	4
NYI	4	0	1	1	6
NYR	4	0	0	0	7
OTT	5	1	1	2	2
PHI	5	0	2	2	0
PIT	3	0	0	0	0
SJS	13	1	1	2	2
STL	8	0	0	0	0
TBL	3	0	0	0	0
TOR	5	0	0	0	22
VAN	13	1	2	3	16
WSH	4	2	0	2	5
WPG	5	2	1	3	4
TOTAL	199	22	31	53	108

CAREER PLAYOFFS VS. NHL

TEAM	GP	G	A	PTS	PIM
ANA	2	0	0	0	2
TOTAL	2	0	0	0	2



7 | T.J. BRODIE

Defence | Shoots: Left | 6'2" | 182 lbs. | DOB: Jun. 7, 1990 | Birthplace: Chatham, ON

DRAFTED: Selected by Calgary in the fourth round (114th overall) in the 2008 NHL Entry Draft

CAREER REGULAR SEASON								CAREER PLAYOFFS				
SEASON	CLUB	LEAGUE	GP	G	A	PTS	PIM	GP	G	A	PTS	PIM
2006-07	Saginaw	OHL	20	0	4	4	23	3	0	1	1	2
2007-08	Saginaw	OHL	68	4	26	30	73	4	0	3	3	2
2008-09	Saginaw	OHL	63	12	38	50	67	8	3	6	9	8
2009-10	Saginaw	OHL	19	4	19	23	20	-	-	-	-	-
	Barrie	OHL	46	3	30	33	38	17	1	14	15	14
2010-11	Abbotsford	AHL	68	5	29	34	32	-	-	-	-	-
	Calgary	NHL	3	0	0	0	2	-	-	-	-	-
2011-12	Abbotsford	AHL	12	1	2	3	10	-	-	-	-	-
	Calgary	NHL	54	2	12	14	14	-	-	-	-	-
2012-13	Calgary	NHL	47	2	12	14	8	-	-	-	-	-
	Canada	WC	7	0	1	1	0	-	-	-	-	-
2013-14	Calgary	NHL	81	4	27	31	20	-	-	-	-	-
2014-15	Calgary	NHL	81	11	30	41	30	11	1	4	5	0
TOTAL		NHL	266	19	81	100	74	11	1	4	5	0
		AHL	80	6	31	37	42	-	-	-	-	-
		OHL	216	23	117	140	221	32	4	24	28	26

NHL HIGHLIGHTS

CAREER FIRSTS

FIRST NHL GAME: at EDM on Oct. 7, 2010

FIRST NHL GOAL: at MIN on Nov. 27, 2011

FIRST NHL ASSIST: vs. CHI on Nov. 18, 2011

LONGEST PERSONAL STREAKS

GOALS: 1 game (18x), Most Recent: Mar. 19, 2015 (1G)

ASSISTS: 4 games (1x), Oct. 11 – 17, 2014 (1G, 4A)

POINTS: 6 games (1x), Oct. 9 – 19, 2014 (3G, 4A)

CAREER HIGHS

GOALS: 2 (1x), vs. FLA on Jan. 9, 2015

ASSISTS: 3 (1x), at MTL on Nov. 2, 2014

POINTS: 3 (1x), at MTL on Nov. 2, 2014 (3A)

SHOTS: 6 (1x), at OTT on Dec. 30, 2011

PIM: 6 (1x), at PIT on Dec. 12, 2014

MULTI-POINT GAMES: 15, Most Recent: vs. TOR on Mar. 13, 2015 (2A)

PLAYOFFS

2015: 11 games – 5 points (1G, 4A)

INTERNATIONAL

2013: WC – Team Canada (1A)

SHOOTOUTS

0-of-3 (0.0%), 0 Game-Deciding Goals

CAREER TRANSACTIONS / CONTRACT STATUS

CONTRACT: Signed through 2019-20 season. Becomes an unrestricted free agent in 2020-21.

2014-15 HIGHLIGHTS

- Played all 11 games for the Flames in his first NHL postseason where he had five points (1G, 4A) and a team-high 27:07 time on ice per game
- In the regular season, he set career highs in goals (11), assists (30), points (41), plus/minus (+15), power play goals (3), shorthanded goals (1), game winning goals (3), and shots on goal (133)
- Led the Flames with a 25:12 time on ice per game
- For the third consecutive year, he missed just a single regular season game
- Recorded his 100th NHL point with an assist on Mar. 30 at DAL
- Had his first career multi-goal game on Jan. 9 vs. FLA and had five other multi-point games, including a career high three assist night at MTL on Nov. 2
- Recorded five- and six-game point streaks in October and November

CAREER HIGHLIGHTS

- Playing in his sixth NHL season, all with the Flames
- Finished third on Calgary for assists with 27 in 2013-14 and had six multi-point games
- Started the 2012-13 season with the AHL's Abbotsford Heat before joining the Flames following the we
- Played three games with Calgary to start the 2010-11 season
- Spent four seasons in the Ontario Hockey League for Saginaw and Barrie

CAREER VS. NHL

TEAM	GP	G	A	PTS	PIM
ANA	15	1	6	7	2
ARI	16	2	5	7	6
BOS	5	1	0	1	2
BUF	4	0	2	2	6
CAR	5	0	1	1	0
CHI	13	1	3	4	8
COL	12	0	1	1	0
CBJ	10	0	3	3	4
DAL	11	0	4	4	0
DET	10	0	4	4	4
EDM	19	1	5	6	4
FLA	6	2	1	3	2
LAK	17	2	4	6	2
MIN	14	1	3	4	6
MTL	5	0	5	5	0
NSH	12	3	5	8	2
NJD	5	2	0	2	0
NYI	5	0	3	3	2
NYR	4	0	2	2	0
OTT	6	0	0	0	0
PHI	5	1	1	2	0
PIT	4	0	2	2	6
SJS	15	0	6	6	10
STL	11	0	2	2	2
TBL	5	0	1	1	4
TOR	5	0	6	6	0
VAN	16	0	1	1	0
WSH	5	0	3	3	2
WPG	6	2	2	4	0
TOTAL	266	19	81	100	74

CAREER PLAYOFFS VS. NHL

TEAM	GP	G	A	PTS	PIM
ANA	5	0	1	1	0
VAN	6	1	3	4	0
TOTAL	11	1	4	5	0



32 | PAUL BYRON

Centre | Shoots: Left | 5'9" | 159 lbs. | DOB: Apr. 27, 1989 | Birthplace: Ottawa, ON

DRAFTED: Selected by Buffalo in the sixth round (179th overall) in the 2007 NHL Entry Draft

CAREER REGULAR SEASON								CAREER PLAYOFFS				
SEASON	CLUB	LEAGUE	GP	G	A	PTS	PIM	GP	G	A	PTS	PIM
2005-06	Ottawa West	OJHL-B	33	20	23	43	33	7	3	8	11	4
2006-07	Gatineau	QMJHL	68	21	23	44	46	5	5	1	6	2
2007-08	Gatineau	QMJHL	52	37	31	68	25	19	21	11	32	12
2008-09	Gatineau	QMJHL	64	33	66	99	32	10	2	14	16	4
2009-10	Portland	AHL	57	14	19	33	59	4	0	0	0	0
2010-11	Buffalo	NHL	8	1	1	2	2	-	-	-	-	-
	Portland	AHL	67	26	27	53	52	12	2	5	7	6
2011-12	Calgary	NHL	22	3	2	5	2	-	-	-	-	-
	Abbotsford	AHL	39	7	14	21	40	8	1	3	4	2
2012-13	Calgary	NHL	4	0	1	1	2	-	-	-	-	-
	Abbotsford	AHL	38	6	9	15	38	-	-	-	-	-
2013-14	Abbotsford	AHL	23	5	13	18	4	-	-	-	-	-
	Calgary	NHL	47	7	14	21	27	-	-	-	-	-
2014-15	Calgary	NHL	57	6	13	19	8	-	-	-	-	-
	TOTAL	NHL	138	17	31	48	41	-	-	-	-	-
		FLAMES	130	16	30	46	39	-	-	-	-	-
		AHL	224	58	87	145	193	24	3	8	11	8
		QMJHL	184	92	120	211	103	34	28	26	54	18

NHL HIGHLIGHTS

CAREER FIRSTS

FIRST NHL GAME: vs. NYI on Jan. 23, 2011

FIRST NHL GOAL: at OTT on Jan. 25, 2011

FIRST NHL ASSIST: vs. NYI on Jan. 23, 2011

LONGEST PERSONAL STREAKS

GOALS: 2 games (1x), Nov. 13 – 15, 2014 (3G)

ASSISTS: 2 games (3x), Most Recent: Feb. 16 – Mar. 27, 2015 (2A)

POINTS: 3 games (1x), Jan. 31 – Feb. 4, 2015 (1G, 2A)

CAREER HIGHS

GOALS: 2 (1x), vs. ARI on Nov. 13, 2014

ASSISTS: 2 (3x), Most Recent: vs. CAR on Oct. 23, 2014

POINTS: 2 (6x), Most Recent: vs. CHI on Nov. 20, 2014 (1G, 1A)

SHOTS: 5 (1x), at ANA on Mar. 26, 2014

PIM: 15 (4x), Most Recent: at VAN on Apr. 13, 2014

MULTI-POINT GAMES: 6, Most Recent: vs. CHI on Nov. 20, 2014 (1G, 1A)

PENALTY SHOTS

Feb. 14, 2012 vs. TOR (Gustavsson) – Goal

SHOOTOUTS

1-of-2 (50.0%), 0 Game-Deciding Goals

CAREER TRANSACTIONS / CONTRACT STATUS

2011: Traded to Calgary with Chris Butler in exchange for Robyn Regehr, Ales Kotalik and a second round pick in 2012 NHL Entry Draft.

CONTRACT: Signed through 2015-16 season. Becomes an unrestricted free agent in 2016-17.

2014-15 HIGHLIGHTS

- Played a career-high 57 games, but missed 25 games and the Flames' playoff run due to injuries
- Scored in back-to-back games for the first time when he notched a goal vs. OTT on Nov. 15
- Recorded three multi-point games over the season, including his first career multi-goal game on Nov. 13 vs. ARI
- Scored Calgary's first goal of the season on Oct. 8 vs. VAN

CAREER HIGHLIGHTS

- Playing in his sixth NHL season, his fifth with the Flames
- Set career highs for goals (7), assists (14), points (21), power play goals (2), and shorthanded goals (1) in 2013-14
- Had 18 points in 23 games for the AHL's Abbotsford Heat before his recall
- Split the 2012-13 lockout-shortened season between the Flames and the Heat
- Made his NHL debut in 2010-11 with Buffalo
- Played his first pro season with Portland of the AHL in 2009-10
- Spent three seasons with the QMJHL's Gatineau Olympiques where he averaged 1.15 points per game

CAREER VS. NHL

TEAM	GP	G	A	PTS	PIM
ANA	6	0	2	2	0
ARI	7	2	0	2	2
BOS	4	0	1	1	0
BUF	4	2	1	3	0
CAR	4	0	5	5	2
CHI	5	2	1	3	0
COL	4	1	0	1	0
CBJ	3	0	0	0	0
DAL	4	1	0	1	0
DET	4	0	1	1	0
EDM	9	2	5	7	2
FLA	3	0	1	1	0
LAK	8	0	1	1	0
MIN	6	0	1	1	0
MTL	3	0	0	0	0
NSH	7	0	2	2	4
NJD	2	0	0	0	2
NYI	5	0	2	2	0
NYR	3	0	1	1	0
OTT	6	4	0	4	4
PHI	1	0	1	1	0
PIT	5	1	0	1	0
SJS	6	0	2	2	0
STL	5	0	1	1	4
TBL	4	0	0	0	0
TOR	4	1	0	1	2
VAN	9	1	0	1	17
WSH	3	0	0	0	0
WPG	4	0	3	3	2
TOTAL	138	17	31	48	41



8 | JOE COLBORNE

Centre | Shoots: Left | 6'5" | 221 lbs. | DOB: Jan. 30, 1990 | Birthplace: Calgary, AB

DRAFTED: Selected by Boston in the first round (16th overall) in the 2008 NHL Entry Draft

CAREER REGULAR SEASON							CAREER PLAYOFFS						
SEASON	CLUB	LEAGUE	GP	G	A	PTS	PIM	GP	G	A	PTS	PIM	
2006-07	Camrose	AJHL	53	20	28	48	44	16	5	1	6	10	
2007-08	Camrose	AJHL	55	33	57	90	48	18	8	8	16	26	
2008-09	Denver	WCHA	40	10	21	31	24	-	-	-	-	-	
2009-10	Denver	WCHA	39	22	19	41	30	-	-	-	-	-	
	Providence	AHL	6	0	2	2	2	-	-	-	-	-	
2010-11	Providence	AHL	55	12	14	26	35	-	-	-	-	-	
	Toronto	AHL	20	8	8	16	8	-	-	-	-	-	
	Toronto	NHL	1	0	1	1	0	-	-	-	-	-	
2011-12	Toronto	AHL	65	16	23	39	46	15	2	6	8	8	
	Toronto	NHL	10	1	4	5	4	-	-	-	-	-	
2012-13	Toronto	AHL	65	14	28	42	53	4	0	1	1	2	
	Toronto	NHL	5	0	0	0	2	2	0	0	0	0	
2013-14	Calgary	NHL	80	10	18	28	34	-	-	-	-	-	
2014-15	Calgary	NHL	64	8	20	28	43	11	1	2	3	20	
TOTAL			NHL	160	19	43	62	83	13	1	2	3	20
			FLAMES	144	18	38	56	77	11	1	2	3	20
			AHL	211	50	75	125	144	19	2	7	9	10
			WCHA	79	32	40	72	54	-	-	-	-	-
			AJHL	108	53	85	138	92	34	13	9	22	36

NHL HIGHLIGHTS

CAREER FIRSTS

FIRST NHL GAME: vs. MTL on Apr. 9, 2011

FIRST NHL GOAL: at TBL on Nov. 22, 2011

FIRST NHL ASSIST: vs. MTL on Apr. 9, 2011

LONGEST PERSONAL STREAKS

GOALS: 2 games (3x), Jan. 21 – 27, 2015 (2G, 1A)

ASSISTS: 2 games (8x), Feb. 25 – 27, 2015 (2A)

POINTS: 4 games (1x), Mar. 1 – 7, 2014 (3G, 2A)

CAREER HIGHS

GOALS: 2 (2x), Most Recent: vs. EDM on Dec. 31, 2014

ASSISTS: 3 (1x), at EDM on Oct. 9, 2014

POINTS: 3 (1x), at EDM on Oct. 9, 2014 (3A)

SHOTS: 4 (4x), Most Recent: at SJS on Jan. 17, 2015

PIM: 5 (1x), vs. VAN on Feb. 14, 2015

MULTI-POINT GAMES: 10, Most Recent: vs. WPG on Feb. 2, 2015 (2A)

PLAYOFFS

2013, 2015: 13 games – 3 points (1G, 2A)

NHL/FLAMES AWARDS

2014-15: Ralph T. Scurfield Humanitarian Award

SHOOTOUTS

5-of-14 (35.7%), 2 Game-Deciding Goals

CAREER TRANSACTIONS / CONTRACT STATUS

2011: Traded to Toronto with a first round pick in the 2011 NHL Entry Draft and a second round pick in the 2012 NHL Entry Draft in exchange for Tomas Kaberle.

2013: Traded to Calgary in exchange for a fourth round pick in the 2014 NHL Entry Draft.

CONTRACT: Signed through 2015-16 season. Becomes a restricted free agent 2016-17.

2014-15 HIGHLIGHTS

- Played all 11 postseason games for the Flames and scored the team's lone shorthanded goal of the playoffs on May 5 vs. ANA
- Set a career high with 20 assists and 43 PIMs in the regular season despite missing 19 games
- Scored his first career shorthanded goal on Jan. 17 at SJS
- Picked up an assist on each of Mason Raymond's three goals for his first career three-assist night on Oct. 9 at EDM

CAREER HIGHLIGHTS

- Playing in his sixth NHL season, his third with the Flames
- Put up career highs in games played (80), goals (10) and points (28) in 2013-14
- Had his first career multi-goal game and game winner on Mar. 7 vs. NYI
- Recorded three other multi-point games in 2013-14
- Made his NHL playoff debut for the Maple Leafs in 2012-13
- Finished second on the AHL's Toronto Marlies in points (42) and tied for the lead in assists (28) in 2012-13
- Named to the 2011-12 AHL All-Star Classic and won AHL Player-of-the-Month for October
- Made his NHL debut for Toronto where he recorded his first point (assist) vs. MTL on Apr. 9, 2011
- Suited up for the AHL's Providence Bruins after the 2009-10 college season and stayed in the AHL for 2010-11
- Played two years for the University of Denver, where he was named to the All-WCHA Third Team, the All-WCHA Academic Team, and won Denver's Barry Sharp Memorial Award as Top Freshman

CAREER VS. NHL

TEAM	GP	G	A	PTS	PIM
ANA	8	1	3	4	0
ARI	7	1	2	3	4
BOS	6	0	0	0	2
BUF	5	2	3	5	6
CAR	4	0	2	2	2
CHI	5	0	2	2	0
COL	4	1	1	2	4
CBJ	4	1	0	1	2
DAL	7	0	4	4	4
DET	4	0	0	0	2
EDM	10	4	4	8	10
FLA	4	1	2	3	0
LAK	10	0	0	0	2
MIN	6	0	2	2	6
MTL	5	0	1	1	4
NSH	5	0	0	0	0
NJD	5	0	1	1	0
NYI	4	2	2	4	2
NYR	6	1	0	1	2
OTT	3	2	1	3	4
PHI	4	0	1	1	2
PIT	4	0	1	1	4
SJS	8	2	3	5	2
STL	6	0	0	0	4
TBL	5	1	0	1	0
TOR	3	0	1	1	2
VAN	9	0	2	2	5
WSH	3	0	2	2	2
WPG	6	0	3	3	6
TOTAL	160	19	43	62	83

CAREER PLAYOFFS VS. NHL

TEAM	GP	G	A	PTS	PIM
ANA	5	1	0	1	10
BOS	2	0	0	0	0
VAN	6	0	2	2	10
TOTAL	13	1	2	3	20



29 | DERYK
ENGELLAND

Defence | Shoots: Right | 6'2" | 214 lbs. | DOB: Apr. 3, 1982 | Birthplace: Edmonton, AB

DRAFTED: Selected by New Jersey in the sixth round (194th overall) in the 2000 NHL Entry Draft

CAREER REGULAR SEASON								CAREER PLAYOFFS				
SEASON	CLUB	LEAGUE	GP	G	A	PTS	PIM	GP	G	A	PTS	PIM
1998-99	Moose Jaw	WHL	2	0	0	0	0	-	-	-	-	-
1999-00	Moose Jaw	WHL	55	0	5	5	62	4	0	0	0	0
2000-01	Moose Jaw	WHL	65	4	11	15	157	4	0	0	0	10
2001-02	Moose Jaw	WHL	56	7	10	17	102	12	0	2	2	27
2002-03	Moose Jaw	WHL	65	3	8	11	199	13	1	1	2	20
2003-04	Las Vegas	ECHL	35	2	11	13	63	2	0	0	0	0
	Lowell	AHL	26	0	0	0	34	-	-	-	-	-
2004-05	Las Vegas	ECHL	72	5	16	21	138	-	-	-	-	-
2005-06	South Carolina	ECHL	35	3	13	16	20	-	-	-	-	-
	Hershey	AHL	37	0	4	4	77	1	0	0	0	0
2006-07	Hershey	AHL	44	4	6	10	95	14	0	0	0	14
	Reading	ECHL	6	0	3	3	8	-	-	-	-	-
2007-08	Wilkes-Barre/Scranton	AHL	80	2	15	17	141	23	1	3	4	14
2008-09	Wilkes-Barre/Scranton	AHL	80	3	11	14	143	12	0	2	2	6
2009-10	Wilkes-Barre/Scranton	AHL	71	5	6	11	121	4	0	1	1	7
	Pittsburgh	NHL	9	0	2	2	17	-	-	-	-	-
2010-11	Pittsburgh	NHL	63	3	7	10	123	-	-	-	-	-
2011-12	Pittsburgh	NHL	73	4	13	17	56	6	0	1	1	14
2012-13	Pittsburgh	NHL	42	0	6	6	54	7	0	0	0	8
2013-14	Pittsburgh	NHL	56	6	6	12	58	-	-	-	-	-
2014-15	Calgary	NHL	76	2	9	11	53	11	0	1	1	50
TOTAL	NHL		319	15	43	58	361	24	0	2	2	72
	FLAMES		76	2	9	11	53	11	0	1	1	50
	AHL		338	14	42	56	611	54	1	6	7	41
	ECHL		148	10	43	53	229	2	0	0	0	0
	WHL		243	14	34	48	520	33	1	3	4	57

NHL HIGHLIGHTS

CAREER FIRSTS

FIRST NHL GAME: at BOS on Nov. 10, 2009

FIRST NHL GOAL: vs. TBL on Nov. 12, 2010

FIRST NHL ASSIST: vs. ANA on Nov. 16, 2009

LONGEST PERSONAL STREAKS

GOALS: 1 game (14x), Most Recent: Mar. 25, 2015 (2G)

ASSISTS: 3 games (1x), Nov. 25 – 29, 2011 (3A)

POINTS: 3 games (1x), Nov. 25 – 29, 2011 (3A)

CAREER HIGHS

GOALS: 2 (1x), vs. DAL on Mar. 25, 2015

ASSISTS: 2 (2x), Most Recent: at NSH on Mar. 29, 2015

POINTS: 2 (5x), Most Recent: at NSH on Mar. 29, 2015 (2A)

SHOTS: 5 (2x), Most Recent: vs. WPG on Feb. 11, 2012

PIM: 15 (1x), at OTT on Mar. 15, 2011

MULTI-POINT GAMES: 5, Most Recent: at NSH on Mar. 29, 2015 (2A)

PLAYOFFS

2012, 2013, 2015: 24 games – 2 points (0G, 2A)

CAREER TRANSACTIONS / CONTRACT STATUS

2007: Signed as a free agent by the Pittsburgh Penguins.

2014: Signed as a free agent by the Calgary Flames.

Contract: Signed through 2016-17 season. Becomes an unrestricted free agent in 2017-18.

2014-15 HIGHLIGHTS

- Played in all 11 postseason games for Calgary where he had an assist and 50 PIMs
- Set a new Flames franchise record with 42 PIMs in Game 2 at VAN on Apr. 17
- Skated in a career high 76 regular season games for the Flames
- Had two multi-point games, including his first career multi-goal game on Mar. 25 vs. DAL

CAREER HIGHLIGHTS

- Playing in his seventh NHL season, his second with the Flames
- In the 2013-14 regular season he set a career high in goals (6) and finished fourth among Penguins defencemen in hits (116) despite playing in only 56 games
- He played a career high 26:18 in Game 3 of the Eastern Conference Final on Jun. 5, 2013 vs. BOS
- Made his NHL playoff debut on Apr. 11, 2012 vs. PHI
- Recorded his first postseason point (assist) on Apr. 18, 2012 at PHI
- Set career highs in assists (13), points (17), and plus/minus (+10) in 2011-12 for Pittsburgh
- Played parts of seven seasons for three ECHL franchises (Las Vegas, South Carolina, and Reading) and three AHL franchises (Lowell, Hershey, Wilkes-Barre/Scranton)
- Spent his entire five-season junior career with the WHL's Moose Jaw Warriors

CAREER VS. NHL

TEAM	GP	G	A	PTS	PIM
ANA	10	1	1	2	17
ARI	7	0	0	0	15
BOS	16	0	3	3	10
BUF	14	3	2	5	9
CGY	3	0	0	0	18
CAR	12	1	2	3	20
CHI	6	0	0	0	7
COL	7	1	1	2	4
CBJ	8	2	3	5	4
DAL	6	2	0	2	4
DET	6	0	0	0	10
EDM	9	0	0	0	9
FLA	9	0	3	3	0
LAK	9	0	0	0	5
MIN	4	0	0	0	0
MTL	13	1	4	5	0
NSH	6	0	3	3	9
NJD	20	0	1	1	16
NYI	22	1	3	4	25
NYR	20	1	3	4	14
OTT	14	0	4	4	22
PHI	20	0	1	1	24
PIT	2	0	0	0	0
SJS	6	1	1	2	9
STL	8	0	1	1	21
TBL	13	1	1	2	27
TOR	13	0	1	1	26
VAN	8	0	2	2	12
WSH	16	0	1	1	5
WPG	12	0	2	2	19
TOTAL	319	15	43	58	361

CAREER PLAYOFFS VS. NHL

TEAM	GP	G	A	PTS	PIM
ANA	5	0	1	1	6
BOS	3	0	0	0	2
NYI	2	0	0	0	4
OTT	2	0	0	0	2
PHI	6	0	1	1	14
VAN	6	0	0	0	44
TOTAL	24	0	2	2	72



79 | MICHEAL
FERLAND

Left Wing | Shoots: Left | 6'2" | 208 lbs. | DOB: Apr. 20, 1992 | Birthplace: Brandon, MB

DRAFTED: Selected by Calgary in the fifth round (133rd overall) in the 2010 NHL Entry Draft

CAREER REGULAR SEASON								CAREER PLAYOFFS				
SEASON	CLUB	LEAGUE	GP	G	A	PTS	PIM	GP	G	A	PTS	PIM
2008-09	Beausejour	MJHL	1	0	0	0	0	-	-	-	-	-
2009-10	Brandon	WHL	61	9	19	28	85	15	3	1	4	8
2010-11	Brandon	WHL	56	23	33	56	110	6	4	2	6	4
2011-12	Brandon	WHL	68	47	49	96	84	8	3	3	6	6
2012-13	Saskatoon	WHL	26	8	21	29	18	4	0	0	0	2
	Brandon	WHL	4	1	1	2	4	-	-	-	-	-
	Abbotsford	AHL	7	0	0	0	10	-	-	-	-	-
	Utah	ECHL	3	0	1	1	5	-	-	-	-	-
2013-14	Abbotsford	AHL	25	6	12	18	31	-	-	-	-	-
2014-15	Adirondack	AHL	32	7	8	15	30	-	-	-	-	-
	Calgary	NHL	26	2	3	5	16	9	3	2	5	23
	TOTAL	NHL	26	2	3	5	16	9	3	2	5	23
		AHL	64	13	20	33	71	-	-	-	-	-
		ECHL	3	0	1	1	5	-	-	-	-	-
		WHL	215	88	123	211	301	33	10	6	16	20
		MJHL	1	0	0	0	0	-	-	-	-	-

NHL HIGHLIGHTS

CAREER FIRSTS

FIRST NHL GAME: vs. NSH on Oct. 31, 2014
FIRST NHL GOAL: at NSH on Mar. 29, 2015
FIRST NHL ASSIST: vs. NJD on Nov. 22, 2014

LONGEST PERSONAL STREAKS

GOALS: 1 game (2x), Most Recent: Apr. 11, 2015 (1G)
ASSISTS: 1 game (3x), Most Recent: Apr. 7, 2015 (1A)
POINTS: 1 game (5x), Most Recent: Apr. 11, 2015 (1G)

CAREER HIGHS

GOALS: 1 (2x), Most Recent: at WPG on Apr. 11, 2015
ASSISTS: 1 (3x), Most Recent: vs. ARI on Apr. 7, 2015
POINTS: 1 (5x), Most Recent: at WPG on Apr. 11, 2015 (1G)
SHOTS: 3 (6x), Most Recent: at WPG on Apr. 11, 2015
PIM: 5 (2x), Most Recent: vs. CBJ on Mar. 21, 2015
MULTI-POINT GAMES: 0

PLAYOFFS

2015: 9 games – 5 points (3G, 2A)

PENALTY SHOTS

Feb. 27, 2015 vs. NYI (Halak) – No Goal

CAREER TRANSACTIONS / CONTRACT STATUS

CONTRACT: Signed through 2016-17 season. Becomes a restricted free agent in 2017-18.

2014-15 HIGHLIGHTS

- Played in nine playoff games for Calgary and had five points (2G, 3A), a +3 rating and 23 PIMs
- Led the Flames in hits in each of Games 3 – 6 vs. VAN in the first round of the postseason
- Had his first career multi-goal game in Game 6 vs. VAN on Apr. 25
- Notched his first career game winning goal on his first career tally at NSH on Mar. 29

CAREER HIGHLIGHTS


- Playing in his second NHL season, both with the Flames
- Featured in 25 games for the AHL's Abbotsford Heat in 2013-14 before his season was cut short with a knee injury
- Split the 2012-13 season between two WHL teams (Saskatoon and Brandon) along with Abbotsford and the ECHL's Utah Grizzlies
- Played the first three seasons of his junior career with his hometown Brandon Wheat Kings

CAREER VS. NHL

TEAM	GP	G	A	PTS	PIM
ANA	2	0	1	1	0
ARI	3	0	1	1	0
CHI	1	0	0	0	0
COL	1	0	0	0	2
CBJ	1	0	0	0	5
DAL	1	0	0	0	2
DET	1	0	0	0	0
EDM	1	0	0	0	0
LAK	1	0	0	0	0
NSH	2	1	0	1	0
NJD	2	0	1	1	0
NYI	1	0	0	0	0
NYR	1	0	0	0	5
PHI	2	0	0	0	0
SJS	2	0	0	0	0
STL	1	0	0	0	0
TOR	2	0	0	0	2
WPG	1	1	0	1	0
TOTAL	26	2	3	5	16

CAREER PLAYOFFS VS. NHL

TEAM	GP	G	A	PTS	PIM
ANA	3	1	0	1	2
VAN	6	2	2	4	21
TOTAL	9	3	2	5	23



67 | MICHAEL
FROLIK

Right Wing | Shoots: Left | 6'1" | 194 lbs. | DOB: Feb. 17, 1988 | Birthplace: Kladno, CZE

DRAFTED: Selected by Florida in the first round (10th overall) in the 2006 NHL Entry Draft

CAREER REGULAR SEASON								CAREER PLAYOFFS					
SEASON	CLUB	LEAGUE	GP	G	A	PTS	PIM	GP	G	A	PTS	PIM	
2004-05	Kladno	CZECH	27	3	1	4	6	1	0	0	0	0	
	CZE U-20	WJC	10	5	3	8	29	-	-	-	-	-	
2005-06	Kladno	CZECH	48	2	7	9	32	-	-	-	-	-	
	CZE U-20	WJC	6	0	1	1	4	-	-	-	-	-	
2006-07	Rimouski Oceanic	QMJHL	52	31	42	73	40	-	-	-	-	-	
	CZE U-20	WJC	6	4	2	6	4	-	-	-	-	-	
2007-08	Rimouski Oceanic	QMJHL	45	24	41	65	22	9	2	4	6	12	
	CZE U-20	WJC	6	5	0	5	14	-	-	-	-	-	
2008-09	Florida Panthers	NHL	79	21	24	45	22	-	-	-	-	-	
2009-10	Florida Panthers	NHL	82	21	22	43	43	-	-	-	-	-	
2010-11	Florida Panthers	NHL	52	8	21	29	16	-	-	-	-	-	
	Chicago Blackhawks	NHL	28	3	6	9	14	7	2	3	5	2	
	Czech Rep.	WC	9	3	2	5	0	-	-	-	-	-	
2011-12	Chicago Blackhawks	NHL	63	5	10	15	22	4	2	1	3	0	
	Czech Rep.	WC	10	2	1	3	0	-	-	-	-	-	
2012-13	Chomutov Pirati	CZECH	32	14	10	24	22	-	-	-	-	-	
	Chicago Blackhawks	NHL	45	3	7	10	8	23	3	7	10	6	
2013-14	Winnipeg Jets	NHL	81	15	27	42	12	-	-	-	-	-	
	Czech Rep.	OLY	5	0	0	0	0	-	-	-	-	-	
2014-15	Winnipeg Jets	NHL	82	19	23	42	18	4	0	0	0	2	
TOTAL			NHL	512	95	140	235	155	38	7	11	18	10
			CZECH	107	19	18	37	60	1	0	0	0	0
			QMJHL	97	55	83	138	62	9	2	4	6	12

NHL HIGHLIGHTS

CAREER FIRSTS

FIRST NHL GAME: vs. ATL on Oct. 11, 2008

FIRST NHL GOAL: at NJD on Nov. 20, 2008

FIRST NHL ASSIST: at ANA on Nov. 9, 2008

LONGEST PERSONAL STREAKS

GOALS: 3 games (4x), Most Recent: Mar. 4 – 10, 2015 (3G)

ASSISTS: 4 games (1x), Dec. 8 – 14, 2008 (1G, 4A)

POINTS: 8 games (1x), Feb. 21 – Mar. 12, 2015 (5G, 3A)

CAREER HIGHS

GOALS: 2 (6x), Most Recent: at EDM on Oct. 1, 2013

ASSISTS: 2 (20x), Most Recent: vs. FLA on Jan. 13, 2015

POINTS: 3 (7x), Most Recent: at LAK on Mar. 25, 2013 (2G, 1A)

SHOTS: 9 (1x), vs. EDM on Dec. 7, 2009

PIM: 15 (1x), vs. COL on Dec. 5, 2009

MULTI-POINT GAMES: 43, Most Recent: vs. FLA on Jan. 13, 2015 (2A)

PLAYOFFS

2011, 2012, 2013, 2015: 38 games – 18 points (7G, 11A)

2013: Stanley Cup, Clarence S. Campbell Bowl (Chicago)

INTERNATIONAL

2004: WU18 – Team Czech Republic (Bronze Medal)

2005: WU18 – Team Czech Republic (3G, 1A)

2005: WJC – Team Czech Republic (Bronze Medal – 3G, 1A)

2006: WU18 – Team Czech Republic (Bronze Medal – 2G, 3A)

2006: WJC – Team Czech Republic (1A)

2007: WJC – Team Czech Republic (4G, 2A)

2008: WJC – Team Czech Republic (5G)

2011: WC – Team Czech Republic (Bronze Medal – 3G, 2A)

2012: WC – Team Czech Republic (Bronze Medal – 2G, 1A)

2014: Olympics – Team Czech Republic

PENALTY SHOTS

Jan. 20, 2009 vs. ATL (Lehtonen) – Goal

SHOOTOUTS

2-of-15 (13.3%), 1 Game-Deciding Goal

CAREER TRANSACTIONS / CONTRACT STATUS

2011: Traded to Chicago with Alexander Salak in exchange for Hugh Jessiman, Jack Skille, and David Pacan.

2013: Traded to Winnipeg for third and fifth round picks in the 2013 NHL Entry Draft.

2015: Signed as a free agent by the Calgary Flames.

CONTRACT: Signed through 2019-20 season. Becomes an unrestricted free agent in 2020-21.

2014-15 HIGHLIGHTS

- Played in all four of Winnipeg's postseason games
- Had his second consecutive regular season with 42 points, had multiple points in five games and was one of only two Jets skaters to play in all 82 matches
- Finished tied for fifth in the NHL with three shorthanded goals
- Skated in his 500th career NHL game on Mar. 17 vs. SJS

CAREER HIGHLIGHTS

- Playing in his eighth NHL season, his first with the Flames
- Tied a career high with 27 assists in 2013-14 for Winnipeg
- Scored two goals in his Jets debut, including the game winner, on Oct. 1, 2013 at EDM
- Played all 23 playoff games for Chicago in 2012-13 where he had 10 points (3G, 7A) as the Blackhawks won the Stanley Cup
- Became the first skater in Chicago's franchise playoff history to convert a penalty shot in Game 6 of the 2010-11 Western Conference Quarterfinals on Apr. 24
- In 2009-10, he led Florida in shots on goal (219), was second in goals (21), and third in points (43) and power play goals (5)
- His rookie campaign with the Panthers saw him post 11 multi-point games en route to a career-high 45 points, including the first of two consecutive career best 21 goal campaigns
- Those 21 tallies were tied for fifth among NHL rookies in 2008-09
- After his arrival from the Czech Republic, he spent his two-year junior career with Rimouski of the QMJHL

CAREER VS. NHL

TEAM	GP	G	A	PTS	PIM
ANA	17	0	4	4	2
ARI	18	3	1	4	4
BOS	18	0	2	2	12
BUF	15	6	5	11	4
CGY	16	4	4	8	6
CAR	22	7	6	13	8
CHI	12	2	3	5	4
COL	20	2	6	8	8
CBJ	18	1	3	4	6
DAL	21	4	6	10	0
DET	18	2	8	10	2
EDM	13	3	1	4	4
FLA	7	1	5	6	2
LAK	15	3	6	9	4
MIN	20	5	5	10	4
MTL	17	5	2	7	8
NSH	25	4	6	10	4
NJD	15	5	8	13	6
NYI	15	1	8	9	4
NYR	15	2	3	5	0
OTT	12	2	4	6	0
PHI	15	5	9	14	6
PIT	16	1	7	8	6
SJS	16	1	4	5	6
STL	24	2	3	5	6
TBL	22	2	3	5	10
TOR	16	6	6	12	4
VAN	16	5	1	6	2
WSH	21	6	6	12	6
WPG	17	5	5	10	17
TOTAL	512	95	140	235	155

CAREER PLAYOFFS VS. NHL

TEAM	GP	G	A	PTS	PIM
ANA	4	0	0	0	2
ARI	4	2	1	3	0
BOS	6	0	4	4	2
DET	7	1	1	2	2
LAK	5	0	1	1	2
MIN	5	2	1	3	0
VAN	7	2	3	5	2
TOTAL	38	7	11	18	10



13 | JOHNNY
GAUDREAU

Left Wing | Shoots: Left | 5'9" | 157 lbs. | DOB: Aug. 13, 1993 | Birthplace: Carneys Point, NJ

DRAFTED: Selected by Calgary in the fourth round (104th overall) in the 2011 NHL Entry Draft

CAREER REGULAR SEASON								CAREER PLAYOFFS					
SEASON	CLUB	LEAGUE	GP	G	A	PTS	PIM	GP	G	A	PTS	PIM	
2010-11	Dubuque	USHL	60	36	36	72	36	11	5	6	11	6	
2011-12	Boston Coll.	H-EAST	44	21	23	44	20	-	-	-	-	-	
2012-13	Boston Coll.	H-EAST	35	21	30	51	29	-	-	-	-	-	
	USA U-20	WJC	7	7	2	9	4	-	-	-	-	-	
2013-14	Boston Coll.	H-EAST	40	36	44	80	14	-	-	-	-	-	
	Calgary	NHL	1	1	0	1	0	-	-	-	-	-	
	USA	WC	7	2	8	10	0	-	-	-	-	-	
2014-15	Calgary	NHL	80	24	40	64	14	11	4	5	9	6	
		TOTAL	NHL	81	25	40	65	14	11	4	5	9	6
		H-EAST	119	78	97	175	63	-	-	-	-	-	
		USHL	60	36	36	72	36	11	5	6	11	6	

NHL HIGHLIGHTS

CAREER FIRSTS

FIRST NHL GAME: at VAN on Apr. 13, 2014

FIRST NHL GOAL: at VAN on Apr. 13, 2014

FIRST NHL ASSIST: at WPG on Oct. 19, 2014

LONGEST PERSONAL STREAKS

GOALS: 3 games (1x), Dec. 20 – 27, 2014 (6G)

ASSISTS: 4 games (1x), Feb. 9 – 16, 2015 (4A)

POINTS: 6 games (1x), Mar. 3 – 13, 2015 (4G, 5A)

CAREER HIGHS

GOALS: 3 (1x), at LAK on Dec. 22, 2014

ASSISTS: 2 (5x), Most Recent: vs. PHI on Mar. 19, 2015

POINTS: 3 (4x), Most Recent: vs. PHI on Mar. 19, 2015 (1G, 2A)

SHOTS: 7 (2x), Most Recent: at ANA on Jan. 21, 2015

PIM: 4 (1x), vs. BOS on Feb. 16, 2015

MULTI-POINT GAMES: 14, Most Recent: vs. LAK on Apr. 9, 2015 (1G, 1A)

PLAYOFFS

2015: 11 games – 9 points (4G, 5A)

ALL-STAR GAMES

2015: Columbus (Team Toews – 2A)

INTERNATIONAL

2013: WJC – Team USA (Gold Medal – 7G, 2A)

2014: WC – Team USA (2G, 8A)

SHOOTOUTS

2-of-6 (33.3%), 0 Game-Deciding Goals

CAREER TRANSACTIONS / CONTRACT STATUS

CONTRACT: Signed through 2015-16 season. Becomes a restricted free agent in 2016-17.

2014-15 HIGHLIGHTS

- Played in all 11 playoff games for the Flames where he led the team with nine points and was tied for most goals with four
- Picked up three points (1G, 2A) and was a +3 in the clinching Game 6 tilt on Apr. 25 vs. VAN
- Recorded his first career postseason point (assist) on Apr. 17 at VAN and his first goal on Apr. 21 vs. VAN
- In the regular season, he was nominated for the Calder Memorial Trophy for NHL Rookie of the Year after leading freshmen in assists (40) and tying for the most points with 64
- Led all NHL rookie forwards in ice time with 17:43 per game
- Recorded 14 multi-point games, including four multi-goal efforts
- Voted NHL Rookie of the Month for March and December
- Was chosen as one of six rookies to play in the NHL All-Star Game Skills Competition and was an injury replacement in the All-Star Game where he had two assists for Team Toews

CAREER HIGHLIGHTS


- Playing in his third NHL season, all with the Flames
- Scored in his NHL debut on Apr. 13, 2014 at VAN
- Won the Hobey Baker Award as the NCAA's top men's hockey player in 2013-14 as he led Boston College to a semi-final finish in the NCAA Division 1 Tournament
- Was a finalist for the Hobey Baker in his sophomore season in 2012-13 and was the Hockey East Player of the Year
- Won the NCAA's National Championship in 2011-12 as a freshman for Boston College

CAREER VS. NHL

TEAM	GP	G	A	PTS	PIM
ANA	5	2	3	5	2
ARI	5	2	4	6	0
BOS	2	1	1	2	4
BUF	2	2	0	2	0
CAR	2	0	0	0	0
CHI	3	0	2	2	0
COL	3	0	1	1	0
CBJ	1	0	1	1	2
DAL	3	2	1	3	0
DET	2	0	1	1	0
EDM	5	2	0	2	0
FLA	2	1	2	3	0
LAK	5	4	4	8	0
MIN	3	0	0	0	0
MTL	2	0	3	3	0
NSH	3	1	1	2	0
NJD	2	0	1	1	2
NYI	2	1	0	1	2
NYR	2	0	0	0	0
OTT	2	0	1	1	2
PHI	2	1	3	4	0
PIT	2	1	0	1	0
SJS	5	1	2	3	0
STL	3	0	1	1	0
TBL	2	0	2	2	0
TOR	2	1	2	3	0
VAN	5	2	2	4	0
WSH	2	0	0	0	0
WPG	2	1	2	3	0
TOTAL	81	25	40	65	14

CAREER PLAYOFFS VS. NHL

TEAM	GP	G	A	PTS	PIM
ANA	5	2	1	3	4
VAN	6	2	4	6	2
TOTAL	11	4	5	9	6



5 | MARK GIORDANO

Defence | Shoots: Left | 6'1" | 198 lbs. | DOB: Oct. 3, 1983 | Birthplace: Toronto, ON

DRAFTED: Undrafted free agent signed by the Calgary Flames

CAREER REGULAR SEASON								CAREER PLAYOFFS				
SEASON	CLUB	LEAGUE	GP	G	A	PTS	PIM	GP	G	A	PTS	PIM
2001-02	Brampton	OPJHL	48	11	26	37	59	-	-	-	-	-
2002-03	Owen Sound	OHL	68	18	30	48	109	4	1	3	4	2
2003-04	Owen Sound	OHL	65	14	35	49	72	7	1	3	4	5
2004-05	Lowell	AHL	66	6	10	16	85	11	0	1	1	41
2005-06	Omaha	AHL	73	16	42	58	141	-	-	-	-	-
	Calgary	NHL	7	0	1	1	8	-	-	-	-	-
2006-07	Omaha	AHL	5	0	2	2	8	3	0	1	1	2
	Calgary	NHL	48	7	8	15	36	4	1	0	1	0
2007-08	Moscow	Russia	50	4	9	13	89	-	-	-	-	-
2008-09	Calgary	NHL	58	2	17	19	59	-	-	-	-	-
2009-10	Calgary	NHL	82	11	19	30	81	-	-	-	-	-
	Canada	WC	7	3	1	4	10	-	-	-	-	-
2010-11	Calgary	NHL	82	8	35	43	67	-	-	-	-	-
2011-12	Calgary	NHL	61	9	18	27	75	-	-	-	-	-
2012-13	Calgary	NHL	47	4	11	15	40	-	-	-	-	-
2013-14	Calgary	NHL	64	13	33	47	63	-	-	-	-	-
2014-15	Calgary	NHL	61	11	37	48	37	-	-	-	-	-
TOTAL		NHL	510	66	179	245	466	4	1	0	1	0
		AHL	139	22	52	74	226	14	0	2	2	43
		OHL	133	32	65	97	181	11	2	6	8	7

NHL HIGHLIGHTS

CAREER FIRSTS

FIRST NHL GAME: at STL on Jan. 30, 2006

FIRST NHL GOAL: at TOR on Oct. 14, 2006

FIRST NHL ASSIST: at VAN on Apr. 8, 2006

LONGEST PERSONAL STREAKS

GOALS: 2 games (4x), Most Recent: Nov. 2 – 4, 2014 (2G, 2A)

ASSISTS: 6 games (1x), Oct. 31 – Nov. 10, 2014 (3G, 8A)

POINTS: 9 games (2x), Most Recent: Oct. 28 – Nov. 15, 2014 (5G, 9A)

CAREER HIGHS

GOALS: 2 (1x), at TOR on Oct. 14, 2006

ASSISTS: 3 (2x), Most Recent: vs. BOS on Feb. 16, 2015

POINTS: 3 (3x), Most Recent: vs. BOS on Feb. 16, 2015 (3A)

SHOTS: 9 (1x), at PHX on Mar. 15, 2014

PIM: 12 (1x), at VAN on Jan. 9, 2010

MULTI-POINT GAMES: 38, Most Recent: vs. BOS on Feb. 16, 2015 (3A)

PLAYOFFS

2007: 4 games – 1 point (1G, 0A)

NHL/FLAMES AWARDS

2011-12: J.R. "Bud" McCaig Award

ALL-STAR GAMES

2015: Columbus (Team Toews – 1A)

INTERNATIONAL

2010: WC – Team Canada (3G, 1A)

CAREER TRANSACTIONS / CONTRACT STATUS

2007: Signed as a free agent by HC Dynamo Moscow.

2008: Signed as a free agent by the Calgary Flames.

CONTRACT: Signed through 2021-22 season. Becomes an unrestricted free agent in 2022-23.

2014-15 HIGHLIGHTS

- Finished fifth on the Flames in regular season scoring with 48 points, despite missing the final 20 games of the season and the entire playoffs with a bicep injury
- Was leading all NHL defencemen in scoring when he was sidelined
- Set career highs in points (48) and assists (37), and recorded eight multi-point games
- Played in his 500th career NHL game on Feb. 2 vs. WPG
- Was named to the NHL All-Star team where he had an assist and a game-high +6 for Team Toews
- Became the first Flames player in six years to be the NHL's "First Star" when he was honoured for his performance in November
- Recorded four straight multi-point games from Nov. 2 – 8
- In recognition of his community efforts last season, Giordano was named a finalist for the NHL Foundation Player Award presented annually to the player "who applies the core values of hockey – commitment, perseverance and teamwork – to enrich the lives of people in his community."

CAREER HIGHLIGHTS

- Playing in his ninth NHL season, all with the Flames
- In the 2013-14 campaign, he was sixth among NHL defencemen in goals (13), 11th in points (47), and tied for fifth in power play goals (7), all of which led Calgary blueliners
- Led the Flames in power play goals and plus/minus (+12) and finished second on the Flames in points and assists (33), despite missing 18 games with a broken ankle in 2013-14
- Named the 19th captain in Flames franchise history on Sept. 20, 2013
- Was the first Flames player since 1997 to record two shorthanded points in the same period when he had a goal and an assist while short a man on Mar. 21, 2013 at NSH
- He led Flames defencemen in goals (9), power play goals (5) and shots (125) in 2011-12
- His 2010-11 campaign saw him lead Calgary blueliners and finish tied for 20th amongst NHL defencemen in points (43)
- Spent the 2007-08 campaign with Dynamo Moscow in the Russian Elite League
- Spent the 2003-04 season with the AHL's Lowell Lock Monsters before splitting 2005-06 and 2006-07 between Omaha of the AHL and Calgary
- Played his two-year OHL career with Owen Sound

CAREER VS. NHL

TEAM	GP	G	A	PTS	PIM
ANA	30	4	11	15	16
ARI	29	5	14	19	27
BOS	6	0	4	4	0
BUF	9	1	1	2	4
CAR	6	0	2	2	2
CHI	25	0	5	5	29
COL	35	3	11	14	37
CBJ	20	3	8	11	25
DAL	23	2	9	11	16
DET	19	5	2	7	14
EDM	36	4	16	20	49
FLA	7	3	3	6	2
LAK	31	1	8	9	18
MIN	33	6	8	14	32
MTL	12	3	2	5	12
NSH	25	5	9	14	16
NJD	6	2	4	6	6
NYI	6	0	2	2	10
NYR	8	2	2	4	4
OTT	10	0	4	4	16
PHI	5	1	0	1	11
PIT	7	1	2	3	2
SJS	29	3	10	13	24
STL	22	2	8	10	20
TBL	6	1	3	4	9
TOR	10	2	7	9	2
VAN	41	3	16	19	53
WSH	6	1	3	4	4
WPG	8	3	5	8	6
TOTAL	510	66	179	245	466

CAREER PLAYOFFS VS. NHL

TEAM	GP	G	A	PTS	PIM
DET	4	1	0	1	0
TOTAL	4	1	0	1	0



60 | MARKUS GRANLUND

Centre | Shoots: Left | 6'0" | 178 lbs. | DOB: Apr. 16, 1993 | Birthplace: Oulu, FIN

DRAFTED: Selected by Calgary in the second round (45th overall) in the 2011 NHL Entry Draft

CAREER REGULAR SEASON								CAREER PLAYOFFS					
SEASON	CLUB	LEAGUE	GP	G	A	PTS	PIM	GP	G	A	PTS	PIM	
2010-11	HIFK Helsinki	JR.A - FIN	40	20	32	52	49	-	-	-	-	-	
	HIFK Helsinki	SM-LIIGA	2	0	0	0	0	-	-	-	-	-	
2011-12	HIFK Helsinki	SM-liiga	47	15	19	34	18	-	-	-	-	-	
	Finland	WJC	7	2	5	7	6	-	-	-	-	-	
2012-13	HIFK Helsinki	SM-LIIGA	50	10	20	30	18	5	1	2	3	4	
	FIN U-20	WJC	6	5	7	12	4	-	-	-	-	-	
2013-14	Abbotsford	AHL	52	25	21	46	22	4	2	3	5	2	
	Calgary	NHL	7	2	1	3	0	-	-	-	-	-	
	FIN U-20	WJC	6	5	7	12	4	-	-	-	-	-	
2014-15	Adirondack	AHL	21	9	8	17	14	-	-	-	-	-	
	Calgary	NHL	48	8	10	18	16	3	0	1	1	0	
TOTAL			NHL	55	10	11	21	16	3	0	1	1	0
			AHL	73	34	29	63	36	4	2	3	5	2
			SM-LIIGA	99	25	39	64	36	5	1	2	3	4
			JR.A - FIN	40	20	32	52	49	-	-	-	-	-

NHL HIGHLIGHTS

CAREER FIRSTS

FIRST NHL GAME: vs. LAK on Feb. 27, 2014

FIRST NHL GOAL: vs. OTT on Mar. 5, 2014

FIRST NHL ASSIST: at MIN on Mar. 3, 2014

LONGEST PERSONAL STREAKS

GOALS: 2 games (2x), Most Recent: Nov. 2 – 4, 2014 (2G)

ASSISTS: 3 games (1x), Nov. 15 – 20, 2014 (1G, 4A)

POINTS: 3 games (4x), Most Recent: Mar. 23 – 27, 2015 (1G, 2A)

CAREER HIGHS

GOALS: 2 (1x), at EDM on Apr. 4, 2015

ASSISTS: 2 (1x), vs. ANA on Nov. 18, 2014

POINTS: 2 (3x), Most Recent: at EDM on Apr. 4, 2015 (2G)

SHOTS: 4 (2x), Most Recent: at EDM on Apr. 4, 2015

PIM: 4 (1x), vs. DAL on Mar. 25, 2015

MULTI-POINT GAMES: 3, Most Recent: at EDM on Apr. 4, 2015 (2G)

PLAYOFFS

2015: 3 games – 1 point (0G, 1A)

INTERNATIONAL

2010: WU18 – Team Finland (Bronze Medal – 1G, 5A)

2011: WU18 – Team Finland (2G, 8A)

2012: WJC – Team Finland (2G, 5A)

2013: WJC – Team Finland (5G, 7A)

CAREER TRANSACTIONS / CONTRACT STATUS

CONTRACT: Signed through 2015-16 season. Becomes a restricted free agent in 2016-17.

2014-15 HIGHLIGHTS

- Saw action in his first NHL postseason where he played three games and had an assist
- Set career highs in every offensive category in 48 games with the Flames
- Had three multi-point games including a two-goal game on Apr. 4 at EDM
- Recorded three separate three-game point streaks
- Scored his first career game winning goal on Dec. 29 vs. LAK

CAREER HIGHLIGHTS


- Playing in his third NHL season, all with the Flames
- Arrived in North America for the 2013-14 campaign and saw his first NHL action for Calgary
- Also played 52 games for the AHL's Abbotsford Heat where he finished second in goals (25) and third in points (46) in 2013-14
- Spent three seasons with HIFK Helsinki in Finland

CAREER VS. NHL

TEAM	GP	G	A	PTS	PIM
ANA	3	0	2	2	2
ARI	4	0	0	0	0
BUF	1	0	0	0	0
CAR	1	0	0	0	2
CHI	2	0	1	1	0
COL	2	0	1	1	0
CBJ	1	0	0	0	0
DAL	3	0	1	1	6
EDM	4	2	0	2	2
FLA	2	0	1	1	0
LAK	6	1	0	1	0
MIN	2	1	1	2	0
MTL	1	1	0	1	0
NSH	1	0	1	1	0
NJD	2	0	0	0	0
NYI	3	1	0	1	0
NYR	2	0	0	0	0
OTT	2	2	1	3	0
PHI	1	0	0	0	0
PIT	1	0	1	1	0
SJS	3	0	0	0	0
STL	1	0	0	0	0
TBL	1	0	0	0	2
TOR	1	1	0	1	0
VAN	3	0	1	1	2
WSH	1	1	0	1	0
WPG	1	0	0	0	0
TOTAL	55	10	11	21	16

CAREER PLAYOFFS VS. NHL

TEAM	GP	G	A	PTS	PIM
ANA	1	0	1	1	0
VAN	2	0	0	0	0
TOTAL	3	0	1	1	0



27 | DOUGIE
HAMILTON

Defence | Shoots: Right | 6'6" | 210 lbs. | DOB: Jun. 17, 1993 | Birthplace: Toronto, ON

DRAFTED: Selected by Boston in the first round (9th overall) in the 2011 NHL Entry Draft

CAREER REGULAR SEASON								CAREER PLAYOFFS				
SEASON	CLUB	LEAGUE	GP	G	A	PTS	PIM	GP	G	A	PTS	PIM
2009-10	Niagara	OHL	64	3	13	16	36	5	0	1	1	4
2010-11	Niagara	OHL	67	12	46	58	77	14	4	12	16	16
2011-12	Niagara	OHL	50	17	55	72	47	20	5	18	23	16
	CAN U-20	WJC	6	2	4	6	6	-	-	-	-	-
2012-13	Niagara	OHL	32	8	33	41	32	-	-	-	-	-
	Boston	NHL	42	5	11	16	14	7	0	3	3	0
	CAN U-20	WJC	6	1	1	2	0	-	-	-	-	-
2013-14	Boston	NHL	64	7	18	25	40	12	2	5	7	14
	Boston	NHL	72	10	32	42	41	-	-	-	-	-
TOTAL		NHL	178	22	61	83	95	19	2	8	10	14
		OHL	213	40	147	187	192	39	9	31	40	36

NHL HIGHLIGHTS

CAREER FIRSTS

FIRST NHL GAME: vs. NYR on Jan. 19, 2013

FIRST NHL GOAL: at BUF on Feb. 15, 2013

FIRST NHL ASSIST: at NYR on Jan. 23, 2013

LONGEST PERSONAL STREAKS

GOALS: 2 games (2x), Most Recent: Jan. 30 – Feb. 1, 2014 (2G)

ASSISTS: 3 games (3x), Most Recent: Nov. 24 – Dec. 1, 2014 (1G, 3A)

POINTS: 4 games (1x), Feb. 28 – Mar. 5, 2013 (2G, 2A)

CAREER HIGHS

GOALS: 2 (1x), vs. BUF on Dec. 21, 2014

ASSISTS: 2 (10x), Most Recent: at OTT on Mar. 10, 2015

POINTS: 3 (4x), Most Recent: vs. BUF on Dec. 21, 2014 (2G, 1A)

SHOTS: 6 (6x), Most Recent: vs. DET on Mar. 8, 2015

PIM: 5 (1x), at COL on Jan. 21, 2015

MULTI-POINT GAMES: 16, Most Recent: at OTT on Mar. 10, 2015 (2A)

PLAYOFFS

2013, 2014: 19 games – 10 points (2G, 8A)

INTERNATIONAL

2012: WJC – Team Canada (Bronze Medal – 2G, 4A)

2013: WJC – Team Canada (1G, 1A)

SHOOTOUTS

0-of-1 (0.0%), 0 Game-Deciding Goals

CAREER TRANSACTIONS / CONTRACT STATUS

2015: Traded to Calgary in exchange for a first and two second round picks in the 2015 NHL Entry Draft.

CONTRACT: Signed through the 2020-21 season. Becomes an unrestricted free agent in 2021-22.

2014-15 HIGHLIGHTS

- Set career highs in games played (72), goals (10), assists (32), and points (42)
- Tied for the Bruins lead in assists and led all Boston defencemen in points
- Led all Boston skaters in power play points with 15
- Recorded a team-high 11 multi-point games including three three-point games and his first career two-goal game on Dec. 21 vs. BUF

CAREER HIGHLIGHTS


- Playing in his fourth NHL season, his first with the Flames
- Featured in all 12 Bruins postseason games in 2013-14 where he had seven points (2G, 5A)
- Scored his first career playoff goal, the game winner, on Apr. 22, 2014 at DET
- Recorded two multi-point games and two three-game point streaks in 2013-14
- Played his 100th NHL game on Apr. 2, 2014 at DET
- Made his NHL postseason debut in 2012-13 on May 4 vs. TOR and had his first playoff point (assist) on May 16 vs. NYR
- Was even or better in 35 of his 42 regular season games for Boston after starting the lockout season with Niagara of the OHL
- Spent the three prior years in Niagara where he was the CHL defenceman of the year and an OHL First Team All-Star in 2011-12
- He was the CHL's Scholastic Player of the Year and an OHL Second Team All-Star in 2010-11
- Named to the OHL All-Rookie Team and was Niagara's Rookie of the Year in 2009-10

CAREER VS. NHL

TEAM	GP	G	A	PTS	PIM
ANA	3	1	1	2	2
ARI	4	0	3	3	2
BUF	12	5	4	9	2
CGY	2	0	2	2	2
CAR	7	0	4	4	2
CHI	3	1	1	2	0
COL	4	0	2	2	7
CBJ	5	0	1	1	6
DAL	3	2	2	4	4
DET	7	0	1	1	2
EDM	3	2	4	6	2
FLA	9	2	3	5	4
LAK	3	0	1	1	4
MIN	4	0	0	0	0
MTL	11	4	2	6	10
NSH	3	0	1	1	0
NJD	9	0	1	1	8
NYI	7	1	4	5	4
NYR	8	1	4	5	4
OTT	11	0	5	5	2
PHI	9	0	3	3	6
PIT	8	0	2	2	0
SJS	4	0	0	0	0
STL	4	0	0	0	2
TBL	8	0	3	3	6
TOR	10	1	4	5	8
VAN	3	0	0	0	0
WSH	7	1	2	3	0
WPG	7	1	1	2	6
TOTAL	178	22	61	83	95

CAREER PLAYOFFS VS. NHL

TEAM	GP	G	A	PTS	PIM
DET	5	1	3	4	6
MTL	7	1	2	3	8
NYR	4	0	3	3	0
TOR	3	0	0	0	0
TOTAL	19	2	8	10	14



1 | JONAS HILLER

Goaltender | Catches: Right | 6'2" | 191 lbs. | DOB: Feb. 12, 1982 | Birthplace: Felben Wellhausen, SUI
DRAFTED: Undrafted free agent signed by the Anaheim Ducks

CAREER REGULAR SEASON											CAREER PLAYOFFS										
SEASON	CLUB	LEAGUE	GP	W	L	OTL	MIN	GA	SO	GAA	SVS	SV%	GP	W	L	MIN	GA	SO	GAA	SVS	SV%
2003-04	Lausanne	SWISS-A	13	3	7	1	709	42	1	3.55	-	-	4	4	0	-	7	0	1.67	-	-
	Chaux-de-Fonds	SWISS-B	1	-	-	-	-	-	-	-	-	-	-	-	-	-	-	-	-	-	-
2004-05	Davos	SWISS-A	43	26	12	4	2523	94	8	2.24	-	-	15	12	3	-	34	0	2.19	-	-
2005-06	Davos	SWISS-A	42	22	15	5	2551	98	4	2.30	-	-	15	9	6	-	45	1	3.00	-	-
2006-07	Davos	SWISS-A	44	28	16	0	2656	115	3	2.60	-	-	19	12	7	1138	39	3	2.05	-	-
	Switzerland	WC	6	3	3	0	358	15	0	2.51	-	0.910	-	-	-	-	-	-	-	-	-
2007-08	Anaheim	NHL	23	10	7	1	1223	42	0	2.06	536	0.927	-	-	-	-	-	-	-	-	-
	Portland	AHL	6	3	2	1	370	13	0	2.11	171	0.929	-	-	-	-	-	-	-	-	-
	Switzerland	WC	3	1	2	0	150	7	0	2.78	-	0.915	-	-	-	-	-	-	-	-	-
2008-09	Anaheim	NHL	46	23	15	1	2486	99	4	2.39	1118	0.919	13	7	6	807	30	2	2.23	524	0.943
2009-10	Anaheim	NHL	59	30	23	4	3338	152	2	2.73	1708	0.918	-	-	-	-	-	-	-	-	-
	Switzerland	OLY	5	2	3	0	316	13	0	2.47	-	0.918	-	-	-	-	-	-	-	-	-
2010-11	Anaheim	NHL	49	26	16	3	2672	114	5	2.56	1379	0.924	-	-	-	-	-	-	-	-	-
2011-12	Anaheim	NHL	73	29	30	12	4253	182	4	2.57	1839	0.909	-	-	-	-	-	-	-	-	-
2012-13	Anaheim	NHL	26	15	6	4	1498	59	1	2.36	616	0.913	7	3	4	439	18	1	2.46	218	0.917
2013-14	Anaheim	NHL	50	29	13	7	2909	120	5	2.48	1228	0.911	6	2	2	219	8	0	2.19	85	0.906
	Switzerland	OLY	3	2	1	0	179	2	2	0.67	-	0.971	-	-	-	-	-	-	-	-	-
2014-15	Calgary	NHL	52	26	19	4	2871	113	1	2.36	1263	0.918	7	3	3	322	14	0	2.61	159	0.919
	TOTAL	NHL	378	188	129	36	21249	881	22	2.49	9687	0.917	33	15	15	1787	70	3	2.35	930	0.930
		FLAMES	52	26	19	4	2871	113	1	2.36	1263	0.918	7	3	3	322	14	0	2.61	159	0.919
		AHL	6	3	2	1	370	13	0	2.11	171	0.929	-	-	-	-	-	-	-	-	-
	SWISS-A	142	79	50	10	8439	349	16	-	-	-	-	53	37	16	-	125	4	-	-	-

NHL HIGHLIGHTS

CAREER FIRSTS

FIRST NHL GAME: vs. LAK on Sep. 30, 2007

FIRST NHL WIN: vs. LAK on Sep. 30, 2007

FIRST NHL SHUTOUT: vs. LAK on Nov. 16, 2008

CAREER HIGHS

SAVES: 51 (1x), at EDM on Dec. 19, 2008

SHOTS FACED: 53 (1x), at EDM on Dec. 19, 2008

GOALS AGAINST: 6 (5x), Most Recent: vs. FLA on Jan. 9, 2015

SHUTOUT SEQUENCE: 178:34, Jan. 5 – 12, 2011

WIN STREAK: 14 games (1x), Dec. 6, 2013 – Jan. 12, 2014

STREAK WITHOUT REGULATION LOSS: 16 games (1x), Nov. 30, 2013 – Jan. 12, 2014 (14-0-2)

LOSING STREAK: 6 games (1x), Nov. 20 – Dec. 19, 2014

PLAYOFFS

2009, 2013, 2014, 2015: 33 games – 15 wins, 2.35 GAA, .930 SV%

ALL-STAR GAMES

2011: Carolina (Team Lidstrom)

INTERNATIONAL

2007: WC – Team Switzerland (3 wins, 2.51 GAA, .910 SV%)

2008: WC – Team Switzerland (1 win, 2.79 GAA, .915 SV%)

2010: Olympics – Team Switzerland (2 wins, 2.47 GAA, .918 SV%)

2014: Olympics – Team Switzerland (2 wins, 2 shutouts, 0.67 GAA, .971 SV%)

PENALTY SHOTS

Stopped 7-of-8 (Most Recent: vs. Anze Kopitar of LAK on Oct. 25, 2014 - SAVE)

SHOOTOUTS

132 saves on 194 attempts (.680 SV%), 21-24 record

CAREER TRANSACTIONS / CONTRACT STATUS

2014: Free agent signed by the Calgary Flames.

CONTRACT: Signed through 2015-16 season. Becomes an unrestricted free agent in 2016-17.

2014-15 HIGHLIGHTS

- Played in seven postseason games for the Flames where he was 3-3 with a 2.61 GAA and a .919 SV%
- Turned aside 33 shots including all 14 in the final frame vs. LAK on Apr. 9 to secure a playoff berth for Calgary
- Won four straight when he beat EDM on Dec. 31
- Earned his first shutout with the Flames on Oct. 23 vs. CAR
- Won four straight road starts from Oct. 15 – Nov. 4 and also went 6-0-1 over that stretch overall
- Became the third Calgary goalie to allow one goal or less in a 46+ save effort and earned the win when he made 49 stops on Oct. 15 at CHI

CAREER HIGHLIGHTS


- Playing in his ninth NHL season, his second with the Flames
- Saw action in six playoff games for the Ducks in 2013-14
- Finished the 2013-14 regular season tied for fourth in the NHL in shutouts (5) and 13th in wins (29)
- Tied his career best with five shutouts in 2013-14
- Tied the second best winning streak in NHL history and set an Anaheim franchise record and career high by winning 14 straight games (Dec. 6, 2013 – Jan. 12, 2014)
- Did not suffer a regular season loss in 10 straight games (8-0-2) in the 2012-13 season from Feb. 18 – Mar. 20
- Led the NHL and set Anaheim's franchise record for starts (73) in 2011-12
- Set career highs for minutes (4253) and saves (1839) in 2011-12
- Started a club-record 32 consecutive games from Jan. 12 – Mar. 18, 2012 where he went 17-10-5 with a 1.92 GAA, a .927 SV%, and three shutouts
- Was the only Western Conference goalie named to the 2010-11 NHL All-Star team and just the second Swiss-born player to appear
- Had a career high .924 SV% in 2010-11
- Had a career high 179:48 shutout streak from Jan. 5 – 12, 2011
- Set a career high for wins in 2009-10 with 30
- Had an NHL-best .943 SV% in the 2008-09 playoffs and his two shutouts were also tied for tops
- Played for Davos in Switzerland from 2004-05 to 2006-07 where he was twice voted Best Goalie and helped them capture two championships and go to the finals in the other campaign

CAREER VS. NHL

TEAM	GP	W	L	T/O	GA	SA	SV	SV%	GAA	SO
ANA	4	1	2	0	12	108	96	.889	3.43	0
ARI	32	22	6	3	77	951	874	.919	2.47	2
BOS	8	5	1	1	14	224	210	.938	1.89	1
BUF	6	4	2	0	16	152	136	.895	2.69	0
CGY	12	6	5	1	33	333	300	.901	2.92	0
CAR	6	4	2	0	12	180	168	.933	1.98	1
CHI	22	11	8	2	50	686	636	.927	2.30	1
COL	15	9	5	1	40	416	376	.904	2.71	0
CBJ	12	5	3	2	23	272	249	.915	2.30	1
DAL	21	6	12	1	54	605	551	.911	2.79	0
DET	16	6	8	1	36	441	405	.918	2.52	2
EDM	25	17	4	1	43	625	582	.931	1.90	2
FLA	6	5	1	0	11	170	159	.935	2.04	2
LAK	25	12	9	3	55	757	702	.927	2.35	3
MIN	22	11	6	2	46	553	507	.917	2.33	1
MTL	7	3	1	3	17	198	181	.914	2.32	0
NSH	16	6	9	0	42	469	427	.910	2.86	1
NJD	6	2	2	2	14	160	146	.913	2.29	0
NYI	6	2	1	0	9	123	114	.927	1.88	0
NYR	6	2	2	1	7	141	134	.950	1.25	1
OTT	5	4	0	1	6	152	146	.961	1.28	0
PHI	5	3	1	1	13	172	159	.924	2.54	0
PIT	7	2	4	1	21	177	156	.881	3.11	0
SJS	23	10	10	2	49	716	667	.932	2.20	2
STL	17	9	7	1	46	479	433	.904	2.87	1
TBL	8	4	4	0	22	207	185	.894	2.69	1
TOR	6	1	5	0	24	181	157	.867	4.06	0
VAN	22	11	6	4	58	610	552	.905	2.96	0
WSH	6	3	1	1	17	161	144	.894	3.23	0
WPG	6	2	2	1	14	149	135	.906	2.71	0
TOTAL	378	188	129	36	881	10568	9667	.917	2.49	22

CAREER PLAYOFFS VS. NHL

TEAM	GP	W	L	GA	SA	SV	SV%	GAA	SO
ANA	1	0	1	3	14	11	.786	8.18	0
DAL	2	1	0	0	13	13	1.000	0.00	0
DET	14	6	8	38	512	474	.926	2.59	1
LAK	4	1	2	8	72	64	.889	2.70	0
SJS	6	4	2	10	230	220	.957	1.65	2
VAN	6	3	2	11	159	148	.931	2.20	0
TOTAL	33	15	15	70	1000	930	.930	2.35	3



24 | JIRI HUDLER

Centre | Shoots: Left | 5'10" | 183 lbs. | DOB: Jan. 4, 1984 | Birthplace: Olomouc, CZE

DRAFTED: Selected by Detroit in the second round (58th overall) in the 2002 NHL Entry Draft

CAREER REGULAR SEASON								CAREER PLAYOFFS				
SEASON	CLUB	LEAGUE	GP	G	A	PTS	PIM	GP	G	A	PTS	PIM
1999-00	Vsetin HC	CZECH	2	0	1	1	0	-	-	-	-	-
2000-01	Vsetin HC	CZECH	22	1	4	5	10	-	-	-	-	-
	Havirov Femax HC	CZECH	15	5	1	6	12	-	-	-	-	-
2001-02	Vsetin HC	CZECH	46	15	31	46	54	-	-	-	-	-
	CZE U-20	WJC	7	1	2	3	0	-	-	-	-	-
2002-03	Vsetin HC	CZECH	30	19	27	46	22	-	-	-	0	-
	Kazan Ak-Bars	RUSSIA	11	1	5	6	12	1	0	0	0	0
	CZE U-20	WJC	6	3	4	7	2	-	-	-	-	-
2003-04	Czech Rep.	WC	9	2	4	6	2	-	-	-	-	-
	Detroit	NHL	12	1	2	3	10	-	-	-	-	-
	Grand Rapids	AHL	57	17	32	49	46	4	1	5	6	2
2004-05	CZE U-20	WJC	7	2	3	5	6	-	-	-	-	-
	Grand Rapids	AHL	52	12	22	34	10	-	-	-	-	-
2005-06	Vsetin HC	CZECH	7	5	2	7	10	-	-	-	-	-
	Grand Rapids	AHL	76	36	60	96	56	16	6	16	22	20
	Detroit	NHL	4	0	0	0	2	-	-	-	-	-
2006-07	Detroit	NHL	76	15	10	25	36	6	0	2	2	4
2007-08	Detroit	NHL	81	13	29	42	26	22	5	9	14	14
2008-09	Detroit	NHL	82	23	34	57	16	23	4	8	12	6
2009-10	Moscow	KHL	54	19	35	54	18	4	0	1	1	4
2010-11	Detroit	NHL	73	10	27	37	28	10	1	2	3	6
2011-12	Detroit	NHL	81	25	25	50	42	5	2	0	2	4
2012-13	Calgary	NHL	42	10	17	27	22	-	-	-	-	-
	HC Ocelari Trinec	CZECH	4	3	2	5	4	-	-	-	-	-
	Czech Rep.	WC	8	4	1	5	6	-	-	-	-	-
2013-14	Calgary	NHL	75	17	37	54	16	-	-	-	-	-
	Czech Rep.	WC	10	1	3	4	8	-	-	-	-	-
2014-15	Calgary	NHL	78	31	45	76	14	11	4	4	8	2
TOTAL	NHL	604	145	226	371	212	77	16	25	41	36	2
	FLAMES	195	58	99	157	52	11	4	4	8	2	2
	AHL	185	65	114	179	112	20	7	21	28	22	2
	KHL	54	19	35	54	18	4	0	1	1	4	4
	RUSSIA	11	1	5	6	12	1	0	0	0	0	0
CZECH	126	48	68	116	112	-	-	-	-	-	-	-

NHL HIGHLIGHTS

CAREER FIRSTS

FIRST NHL GAME: vs. VAN on Oct. 16, 2003

FIRST NHL GOAL: at BUF on Dec. 10, 2003

FIRST NHL ASSIST: vs. STL on Oct. 29, 2003

LONGEST PERSONAL STREAKS

GOALS: 4 games (1x), Nov. 22 – 29, 2014 (5G, 3A)

ASSISTS: 6 games (2x), Most Recent: Dec. 20, 2014 – Jan. 2, 2015 (8A)

POINTS: 10 games (1x), Apr. 25 – Oct. 22, 2013 (4G, 9A)

CAREER HIGHS

GOALS: 2 (13x), Most Recent: vs. LAK on Apr. 9, 2015

ASSISTS: 3 (3x), Most Recent: at COL on Feb. 28, 2013

POINTS: 3 (14x), Most Recent: vs. LAK on Apr. 9, 2015 (2G, 1A)

SHOTS: 6 (8x), Most Recent: vs. MIN on Feb. 18, 2015

PIM: 4 (8x), Most Recent: at CHI on Mar. 26, 2013

MULTI-POINT GAMES: 84, Most Recent: vs. LAK on Apr. 9, 2015 (2G, 1A)

PLAYOFFS

2007, 2008, 2009, 2011, 2012, 2015: 77 games – 41 points (16G, 25A)

2008: Stanley Cup, Clarence S. Campbell Bowl (Detroit)

2009: Clarence S. Campbell Bowl (Detroit)

NHL/FLAMES AWARDS

2015: Lady Byng Memorial Trophy

INTERNATIONAL

2000: WU18 – Team Czech Republic (2A)

2002: WU18 – Team Czech Republic (Bronze Medal – 7G, 7A)

2002: WJC – Team Czech Republic (1G, 2A)

2003: WJC – Team Czech Republic (3G, 4A)

2003: WC – Team Czech Republic (2G, 4A)

2004: WJC – Team Czech Republic (2G, 3A)

2013: WC – Team Czech Republic (4G, 1A)

2014: WC – Team Czech Republic (1G, 3A)

SHOOTOUTS

18-of-54 (33.3%), 6 Game-Deciding Goals

CAREER TRANSACTIONS / CONTRACT STATUS

2010: Signed as a restricted free agent by the Detroit Red Wings.

2012: Signed as a free agent by the Calgary Flames.

CONTRACT: Signed through 2015-16 season. Becomes an unrestricted free agent in 2016-17.

2014-15 HIGHLIGHTS

- Played in all 11 playoff games for the Flames where he tied for the team lead with four goals and his eight points were second on the club
- Recorded a career high four points (2G, 2A) in Calgary's Game 6 series-clinching win on Apr. 25 vs. VAN
- Awarded the Lady Byng Trophy for sportsmanship and gentlemanly play
- His goal, assist, and point totals all led the Flames and were career highs
- He finished 12th in the NHL in goals (31), 15th in assists (45), eighth in points (76), and fourth in multi-point games (23) in the regular season
- Scored two goals (including the game winner) and added an assist to stake Calgary to a 3-1 win to seal a playoff berth on Apr. 9 vs. LAK

CAREER HIGHLIGHTS

- Playing in his 11th NHL season, his fourth with the Flames
- Led the Flames in points (54) and assists (37) in 2013-14
- Was the only player in the NHL who recorded a point in each of the first nine games of the 2013-14 season
- Scored his 100th NHL goal on Oct. 16, 2013
- Tied for the team lead in power play goals (5) in 2012-13
- He tied for the Red Wings team lead in goals (2) in the 2011-12 postseason
- Spent the 2009-10 season with Dynamo Moscow of the KHL and finished ninth in the league's scoring race
- Was the only Detroit player to feature in all 82 regular season and 23 playoff games in 2008-09 as the Red Wings lost in the Stanley Cup Final
- Set playoff career highs for goals (5), assists (9) and points (14) to help Detroit capture the 2007-08 Stanley Cup
- Played parts of three seasons for the Grand Rapids Griffins of the AHL after coming over from the Czech Republic

CAREER VS. NHL

TEAM	GP	G	A	PTS	PIM
ANA	29	6	3	9	6
ARI	32	4	15	19	10
BOS	10	7	5	12	4
BUF	10	3	6	9	2
CGY	20	5	6	11	12
CAR	7	1	8	9	2
CHI	43	8	21	29	20
COL	29	11	13	24	4
CBJ	40	6	11	17	20
DAL	27	9	7	16	10
DET	6	2	2	4	6
EDM	34	8	15	23	8
FLA	9	2	4	6	2
LAK	32	6	17	23	12
MIN	30	9	3	12	10
MTL	9	3	3	6	2
NSH	42	12	19	31	8
NJD	9	1	6	7	4
NYI	7	0	2	2	2
NYR	8	4	3	7	2
OTT	9	2	5	7	0
PHI	9	1	4	5	6
PIT	9	2	4	6	6
SJS	33	10	8	18	16
STL	43	5	16	21	14
TBL	8	2	2	4	8
TOR	8	3	3	6	6
VAN	31	6	10	16	4
WSH	11	2	3	5	4
WPG	10	5	2	7	2
TOTAL	604	145	226	371	212

CAREER PLAYOFFS VS. NHL

TEAM	GP	G	A	PTS	PIM
ANA	12	3	3	6	8
ARI	4	1	2	3	0
CGY	3	0	2	2	2
CHI	5	0	1	1	0
COL	4	0	4	4	0
CBJ	4	2	2	4	0
DAL	6	2	2	4	4
NSH	11	4	3	7	8
PIT	13	1	3	4	6
SJS	9	0	0	0	8
VAN	6	3	3	6	0
TOTAL	77	16	25	41	36



19 | DAVID
JONES

Right Wing | Shoots: Right | 6'3" | 208 lbs. | DOB: Aug. 10, 1984 | Birthplace: Guelph, ON

DRAFTED: Selected by Colorado in the ninth round (288th overall) in the 2003 NHL Entry Draft

CAREER REGULAR SEASON								CAREER PLAYOFFS				
SEASON	CLUB	LEAGUE	GP	G	A	PTS	PIM	GP	G	A	PTS	PIM
2001-02	Coquitlam	BCHL	59	19	32	51	62	-	-	-	-	-
2002-03	Coquitlam	BCHL	35	9	19	28	55	-	-	-	-	-
2003-04	Coquitlam	BCHL	53	33	60	93	78	7	3	6	9	4
2004-05	Dartmouth	ECAC	34	9	5	14	26	-	-	-	-	-
2005-06	Dartmouth	ECAC	33	17	17	34	38	-	-	-	-	-
2006-07	Dartmouth	ECAC	33	18	26	44	22	-	-	-	-	-
2007-08	Lake Erie	AHL	45	14	16	30	16	-	-	-	-	-
	Colorado	NHL	27	2	4	6	8	10	0	1	1	6
2008-09	Colorado	NHL	40	8	5	13	8	-	-	-	-	-
2009-10	Colorado	NHL	23	10	6	16	2	-	-	-	-	-
2010-11	Colorado	NHL	77	27	18	45	28	-	-	-	-	-
2011-12	Colorado	NHL	72	20	17	37	32	-	-	-	-	-
2012-13	Colorado	NHL	33	3	6	9	6	-	-	-	-	-
2013-14	Calgary	NHL	48	9	8	17	10	-	-	-	-	-
2014-15	Calgary	NHL	67	14	16	30	18	11	2	3	5	2
	TOTAL	NHL	387	93	80	173	112	21	2	4	6	8
		FLAMES	115	23	24	47	28	11	2	3	5	2
		AHL	45	14	16	30	16	-	-	-	-	-
		ECAC	100	44	48	92	86	-	-	-	-	-

NHL HIGHLIGHTS

CAREER FIRSTS

FIRST NHL GAME: vs. NYR on Dec. 21, 2007

FIRST NHL GOAL: at ATL on Mar. 11, 2008

FIRST NHL ASSIST: vs. CBJ on Jan. 20, 2008

LONGEST PERSONAL STREAKS

GOALS: 3 games (4x), Most Recent: Nov. 8 – 13, 2014 (3G, 1A)

ASSISTS: 4 games (1x), Jan. 7 – 15, 2015 (1G, 4A)

POINTS: 4 games (4x), Most Recent: Feb. 9 – 16, 2015 (3G, 2A)

CAREER HIGHS

GOALS: 2 (12x), Most Recent: vs. NSH on Jan. 24, 2014

ASSISTS: 2 (7x), Most Recent: vs. EDM on Jan. 31, 2015

POINTS: 3 (9x), Most Recent: at CBJ on Feb. 24, 2012 (2G, 1A)

SHOTS: 8 (1x), at VAN on Mar. 28, 2012

PIM: 8 (1x), vs. VAN on Mar. 24, 2012

MULTI-POINT GAMES: 33, Most Recent: vs. COL on Mar. 23, 2015 (1G, 1A)

PLAYOFFS

2008, 2015: 21 games – 6 points (2G, 4A)

SHOOTOUTS

0-of-7 (0.0%), 0 Game-Deciding Goals

CAREER TRANSACTIONS / CONTRACT STATUS

2013: Traded to Calgary with Shane O'Brien in exchange for Alex Tanguay and Cory Sarich.

CONTRACT: Signed through 2015-16 season. Becomes an unrestricted free agent in 2016-17.

2014-15 HIGHLIGHTS

- Skated in all 11 of Calgary's playoff games where he recorded five points (2G, 3A)
- Had the first three-assist night of his career in the Flames series-clinching win on Apr. 25 vs. VAN
- Recorded six multi-point games in the regular season
- Set a career-high with a four game assist streak from Jan. 7 – 15 and enjoyed another career best four game point streak Feb. 9 – 16

CAREER HIGHLIGHTS

- Playing in his ninth NHL season, his third with the Flames
- Skated in his 300th NHL game on Dec. 14, 2013
- Scored the Flames first goal of the 2013-14 season in his Calgary debut on Oct. 3 at WSH
- Notched 20 goals for the second straight year in 2011-12, five of which were game winners and two of them in overtime
- His five OT goals as a member of the Avalanche ranks third most in franchise history
- Recorded 12 points (6G, 6A) in 11 games in February 2012, his most points ever in a single month
- Set career highs in games played (77), goals (27), assists (18) and points (45) in 2010-11
- Those 27 goals were tied for the team lead in Colorado
- Scored two overtime goals in January 2011, the first Avs player to do so since Peter Forsberg in October of 2000
- Played in all 10 of Colorado's postseason games in 2007-08
- Spent three years at Dartmouth College where he was the first unanimous Ivy League Player of the Year since 1980 when he won in 2006-07 and was the school's first-ever finalist for the Hobey Baker Award that year

CAREER VS. NHL

TEAM	GP	G	A	PTS	PIM
ANA	18	5	2	7	10
ARI	21	5	3	8	2
BOS	8	2	1	3	0
BUF	6	3	1	4	0
CGY	22	5	2	7	8
CAR	5	1	2	3	2
CHI	20	5	6	11	4
COL	5	2	3	5	2
CBJ	18	6	5	11	4
DAL	16	3	4	7	4
DET	17	4	6	10	4
EDM	34	4	9	13	6
FLA	6	1	3	4	0
LAK	21	5	5	10	6
MIN	27	6	2	8	7
MTL	7	2	2	4	2
NSH	17	5	5	10	6
NJD	5	0	0	0	0
NYI	6	1	1	2	9
NYR	6	1	0	1	4
OTT	4	1	0	1	2
PHI	8	3	1	4	0
PIT	7	3	2	5	4
SJS	20	1	3	4	4
STL	13	3	1	4	0
TBL	5	1	0	1	0
TOR	6	3	1	4	2
VAN	29	8	7	15	14
WSH	4	1	1	2	4
WPG	6	3	2	5	2
TOTAL	387	93	80	173	112

CAREER PLAYOFFS VS. NHL

TEAM	GP	G	A	PTS	PIM
ANA	5	0	0	0	2
DET	4	0	0	0	0
MIN	6	0	1	1	6
VAN	6	2	3	5	0
TOTAL	21	2	4	6	8



16 | JOSH JOORIS

Centre | Shoots: Right | 6'1" | 187 lbs. | DOB: Jul. 14, 1990 | Birthplace: Burlington, ON

DRAFTED: Signed as a free agent by the Calgary Flames.

CAREER REGULAR SEASON							CAREER PLAYOFFS					
SEASON	CLUB	LEAGUE	GP	G	A	PTS	PIM	GP	G	A	PTS	PIM
2008-09	Burlington	OJHL	42	8	26	34	36	-	-	-	-	-
2009-10	Burlington	OJHL	50	26	90	116	42	-	-	-	-	-
2010-11	Union College	ECAC	40	9	23	32	18	-	-	-	-	-
2011-12	Union College	ECAC	38	8	20	28	30	-	-	-	-	-
2012-13	Union College	ECAC	39	12	16	28	46	-	-	-	-	-
2013-14	Abbotsford	AHL	73	11	16	27	67	1	0	0	0	2
2014-15	Adirondack	AHL	2	0	0	0	0	-	-	-	-	-
	Calgary	NHL	60	12	12	24	16	9	0	0	0	4
	TOTAL	NHL	60	12	12	24	16	9	0	0	0	4
		AHL	75	11	16	27	67	1	0	0	0	2
		ECAC	117	29	59	88	94	-	-	-	-	-
		OJHL	92	34	116	150	78	-	-	-	-	-

NHL HIGHLIGHTS

CAREER FIRSTS

FIRST NHL GAME: at CBJ on Oct. 17, 2014

FIRST NHL GOAL: at CBJ on Oct. 17, 2014

FIRST NHL ASSIST: vs. CAR on Oct. 23, 2014

LONGEST PERSONAL STREAKS

GOALS: 1 game (9x), Most Recent: Mar. 27, 2015 (1G)

ASSISTS: 1 game (11x), Most Recent: Apr. 4, 2015 (2A)

POINTS: 2 games (3x), Most Recent: Feb. 25 – 27, 2015 (1G, 1A)

CAREER HIGHS

GOALS: 3 (1x), vs. ARI on Dec. 2, 2014

ASSISTS: 2 (1x), at EDM on Apr. 4, 2015

POINTS: 3 (1x), vs. ARI on Dec. 2, 2014 (3G)

SHOTS: 6 (1x), vs. NJD on Nov. 22, 2014

PIM: 2 (8x), Most Recent: at WPG on Apr. 11, 2015

MULTI-POINT GAMES: 4, Most Recent: at EDM on Apr. 4, 2015 (2A)

PLAYOFFS

2015: 9 games – 0 points

SHOOTOUTS

1-of-2 (50.0%), 0 Game-Deciding Goals

CAREER TRANSACTIONS / CONTRACT STATUS

CONTRACT: Signed through 2015-16 season. Becomes a restricted free agent in 2016-17.

2014-15 HIGHLIGHTS

- Made his NHL playoff debut and skated in nine games for the Flames
- Recorded four multi-point games, including two multi-goal efforts in the regular season
- Notched the first overtime goal of his career on Dec. 31 vs. EDM
- His hat trick on Dec. 2 vs. ARI was just the second by a Calgary rookie in the last 25 years
- Scored his first career game winner on Nov. 15 vs. OTT

CAREER HIGHLIGHTS


- Playing in his second NHL season, both with the Flames
- Spent the 2013-14 season with the AHL's Abbotsford Heat and skated in his first professional playoff tilt
- He was one of ten Heat players to score double-digit goals with his 11
- Attended NHL training camps with Vancouver (2012) and Boston (2011) before he was invited to Calgary's in 2013
- Spent three years with Union College of the ECAC

CAREER VS. NHL

TEAM	GP	G	A	PTS	PIM
ANA	4	0	1	1	4
ARI	4	3	0	3	2
BOS	2	0	0	0	0
BUF	2	1	1	2	0
CAR	2	0	1	1	0
CHI	2	0	1	1	0
COL	3	0	0	0	2
CBJ	1	1	0	1	0
DAL	2	0	0	0	0
DET	2	0	1	1	2
EDM	3	1	3	4	2
FLA	1	0	0	0	0
LAK	1	0	0	0	0
MIN	3	1	0	1	0
MTL	2	2	0	2	0
NSH	1	0	0	0	0
NJD	2	1	1	2	0
NYI	2	1	0	1	0
NYR	2	0	0	0	0
OTT	2	1	1	2	0
PHI	1	0	0	0	0
PIT	2	0	0	0	0
SJS	4	0	1	1	0
STL	1	0	0	0	0
TBL	2	0	0	0	0
TOR	1	0	0	0	0
VAN	2	0	0	0	2
WSH	2	0	1	1	0
WPG	2	0	0	0	2
TOTAL	60	12	12	24	16

CAREER PLAYOFFS VS. NHL

TEAM	GP	G	A	PTS	PIM
ANA	3	0	0	0	0
VAN	6	0	0	0	4
TOTAL	9	0	0	0	4



23 | SEAN MONAHAN

Centre | Shoots: Left | 6'3" | 195 lbs. | DOB: Oct. 12, 1994 | Birthplace: Brampton, ON

DRAFTED: Selected by Calgary in the first round (6th overall) in the 2013 NHL Entry Draft

CAREER REGULAR SEASON								CAREER PLAYOFFS				
SEASON	CLUB	LEAGUE	GP	G	A	PTS	PIM	GP	G	A	PTS	PIM
2010-11	Ottawa	OHL	65	20	27	47	32	4	2	2	4	0
2011-12	Ottawa	OHL	62	33	45	78	38	18	8	7	15	12
2012-13	Ottawa	OHL	58	31	47	78	24	-	-	-	-	-
2013-14	Calgary	NHL	75	22	12	34	8	-	-	-	-	-
	Canada	WC	7	0	2	2	2	-	-	-	-	-
2014-15	Calgary	NHL	81	31	31	62	12	11	3	3	6	2
TOTAL		NHL	156	53	43	96	20	11	3	3	6	2
		OHL	185	84	119	203	94	22	10	9	19	12

NHL HIGHLIGHTS

CAREER FIRSTS

FIRST NHL GAME: at WSH on Oct. 3, 2013

FIRST NHL GOAL: at CBJ on Oct. 4, 2013

FIRST NHL ASSIST: at WSH on Oct. 3, 2013

LONGEST PERSONAL STREAKS

GOALS: 4 games (2x), Most Recent: Jan. 15 – 21, 2015 (4G, 1A)

ASSISTS: 3 games (2x), Most Recent: Mar. 21 – 25, 2015 (1G, 3A)

POINTS: 6 games (2x), Most Recent: Mar. 29 – Apr. 9, 2015 (2G, 4A)

CAREER HIGHS

GOALS: 2 (4x), Most Recent: vs. TOR on Mar. 13, 2015

ASSISTS: 2 (3x), Most Recent: vs. BOS on Feb. 16, 2015

POINTS: 3 (1x), vs. TOR on Mar. 13, 2015

SHOTS: 6 (4x), Most Recent: vs. DAL on Mar. 25, 2015

PIM: 2 (10x), Most Recent: at DAL on Mar. 30, 2015

MULTI-POINT GAMES: 15, Most Recent: vs. CBJ on Mar. 21, 2015 (1G, 1A)

PLAYOFFS

2015: 11 games – 6 points (3G, 3A)

INTERNATIONAL

2014: WC – Team Canada (2A)

SHOOTOUTS

7-of-14 (50.0%), 5 Game-Deciding Goals

CAREER TRANSACTIONS / CONTRACT STATUS

CONTRACT: Signed through 2015-16 season. Becomes a restricted free agent in 2016-17.

2014-15 HIGHLIGHTS

- Made his NHL postseason debut and skated in all 11 games for the Flames where he had six points
- Scored and added two assists in Calgary's series-clinching win over VAN on Apr. 25
- In the regular season, he led the Flames in goals (31), power play goals (10) and game winners (8)
- His eight game winning goals was tied for third highest in the NHL and his three OT winners equaled the second-most in the league
- Recorded 12 multi-point games in the season, including three multi-goal games
- Had at least one point in Calgary's final six games, ten of the last 11, and 16 of the last 19

CAREER HIGHLIGHTS


- Playing in his third NHL season, all with the Flames
- Was fourth among rookies in goals (22) and tied for eighth in points (34) in 2013-14
- Led the team and finished tied for fifth in the NHL with five shootout goals in 2013-14
- Became the first Flames rookie with a 20-goal season since Jarome Iginla in 1996-97
- Had four multi-point games in his rookie campaign
- Became Calgary's youngest player in franchise history to score an overtime goal when he notched the winner on Mar. 1, 2014 at 19 years and 140 days
- Scored the game winning shootout goal in his first two attempts on Nov. 18 and Dec. 2, 2014
- Led the OHL's Ottawa 67's in goals (31), assists (47) and points (78) in the last of his three years of junior in 2012-13

CAREER VS. NHL

TEAM	GP	G	A	PTS	PIM
ANA	8	3	1	4	0
ARI	9	5	3	8	0
BOS	3	1	2	3	0
BUF	4	1	2	3	0
CAR	3	3	0	3	0
CHI	6	2	1	3	0
COL	5	2	2	4	2
CBJ	4	2	1	3	0
DAL	6	0	2	2	2
DET	4	2	1	3	0
EDM	9	4	4	8	2
FLA	4	1	1	2	2
LAK	9	3	3	6	0
MIN	6	0	2	2	0
MTL	4	1	2	3	2
NSH	6	1	2	3	0
NJD	4	2	1	3	0
NYI	4	2	0	2	4
NYR	4	1	1	2	2
OTT	4	1	3	4	2
PHI	4	3	0	3	0
PIT	4	0	0	0	2
SJS	10	3	4	7	0
STL	6	1	0	1	0
TBL	4	1	0	1	0
TOR	4	2	1	3	0
VAN	9	3	1	4	0
WSH	4	1	2	3	0
WPG	5	2	1	3	0
TOTAL	156	53	43	96	20

CAREER PLAYOFFS VS. NHL

TEAM	GP	G	A	PTS	PIM
ANA	5	1	0	1	2
VAN	6	2	3	5	0
TOTAL	11	3	3	6	2



37 | JONI ORTIO

Goaltender | Catches: Left | 6'1" | 190 lbs. | DOB: Apr. 16, 1991 | Birthplace: Turku, FIN
DRAFTED: Selected by Calgary in the sixth round (171st overall) in the 2009 NHL Entry Draft.

CAREER REGULAR SEASON													CAREER PLAYOFFS									
SEASON	CLUB	LEAGUE	GP	W	L	OTL	MIN	GA	SO	GAA	SVS	SV%	GP	W	L	MIN	GA	SO	GAA	SVS	SV%	
2007-08	TuTo Turku U18	FIN U-18	7	1	6	-	392	34	0	5.20	-	-	-	-	-	-	-	-	-	-	-	-
	TuTo Turku Jr.	FIN-JR.	5	1	3	-	302	16	0	3.18	-	-	-	-	-	-	-	-	-	-	-	-
2008-09	TPS Turku U18	FIN U-18	1	1	0	-	60	4	0	4.00	-	-	-	-	-	-	-	-	-	-	-	-
	TPS Turku Jr.	FIN-JR.	26	18	8	-	1573	69	1	2.63	-	-	12	6	6	716	23	0	1.93	-	-	-
	FIN U-20	WJC	5	-	-	-	309	15	1	2.91	-	-	-	-	-	-	-	-	-	-	-	-
2009-10	Suomi U20	FINLAND-2	5	3	2	-	312	11	0	2.12	-	-	-	-	-	-	-	-	-	-	-	-
	TuTo Turku	FINLAND-2	9	5	4	-	546	27	0	2.96	-	-	-	-	-	-	-	-	-	-	-	-
	FIN U-20	WJC	6	3	3	0	317	16	0	3.02	87	0.845	-	-	-	-	-	-	-	-	-	-
	TPS Turku Jr.	FIN-JR.	16	8	6	-	935	45	1	2.89	-	-	-	-	-	-	-	-	-	-	-	-
2010-11	TPS Turku	SM-LIIGA	15	2	7	3	730	38	1	3.12	-	-	-	-	-	-	-	-	-	-	-	-
	Abbotsford Heat	AHL	1	0	1	-	60	6	0	6.03	24	0.800	-	-	-	-	-	-	-	-	-	-
	FIN U-20	WJC	6	3	3	0	354	11	1	1.86	149	0.931	-	-	-	-	-	-	-	-	-	-
2011-12	Abbotsford Heat	AHL	9	1	4	-	387	19	0	2.94	172	0.890	-	-	-	-	-	-	-	-	-	-
	TPS Turku	SM-LIIGA	14	3	6	3	753	33	2	2.63	-	0.909	2	0	1	87	3	0	2.06	-	-	-
2012-13	HIFK Helsinki	SM-LIIGA	54	23	20	9	3120	126	4	2.42	-	-	8	3	5	481	20	0	2.49	-	-	-
	Finland	WC	3	3	0	0	181	6	0	1.98	52	0.897	-	-	-	-	-	-	-	-	-	-
2013-14	Calgary	NHL	9	4	4	0	501	21	0	2.51	193	0.891	-	-	-	-	-	-	-	-	-	-
	Abbotsford	AHL	37	27	8	-	2133	83	2	2.33	1,119	0.926	4	1	3	250	12	0	2.88	142	0.915	
	Alaska	ECHL	4	3	1	-	238	4	2	1.01	71	0.944	-	-	-	-	-	-	-	-	-	-
2014-15	Calgary	NHL	6	4	2	0	333	14	1	2.52	153	0.908	-	-	-	-	-	-	-	-	-	-
	Adirondack	AHL	37	21	13	1	2095	94	4	2.69	1,074	0.912	-	-	-	-	-	-	-	-	-	-
TOTAL		NHL	15	8	6	0	834	35	1	2.52	346	0.899	-	-	-	-	-	-	-	-	-	-
		AHL	84	49	26	0	4675	202	6	2.59	2389	0.922	4	1	3	250	12	0	2.88	142	0.915	
		SM-LIIGA	86	29	33	15	4500	205	7	2.61	-	-	10	3	6	568	23	0	-	-	-	-

NHL HIGHLIGHTS

CAREER FIRSTS

- FIRST NHL GAME:** vs. LAK on Feb. 27, 2014
- FIRST NHL WIN:** vs. OTT on Mar. 5, 2014
- FIRST NHL SHUTOUT:** at VAN on Jan. 10, 2015

CAREER HIGHS

- SAVES:** 36 (1x), at VAN on Jan. 10, 2015
- SHOTS FACED:** 36 (1x), at VAN on Jan. 10, 2015
- GOALS AGAINST:** 5 (1x), at WPG on Apr. 11, 2015
- SHUTOUT SEQUENCE:** 92:27, Jan. 10 – 15, 2015
- WIN STREAK:** 4 games (1x), Jan. 10 – 19, 2015
- STREAK WITHOUT REGULATION LOSS:** 4 games (1x), Jan. 10 – 19, 2015
- LOSING STREAK:** 2 games (2x), Most Recent: Jan. 21 – Apr. 11, 2015

INTERNATIONAL

- 2009:** WU18 – Team Finland (Bronze Medal – 3 wins, 2.91 GAA)
- 2010:** WJC – Team Finland (3 wins, 3.02 GAA)
- 2011:** WJC – Team Finland (2 wins, 1.86 GAA, .931 SV%)
- 2013:** WC – Team Finland (3 wins, 1.98 GAA, .897 SV%)

CAREER TRANSACTIONS / CONTRACT STATUS

CONTRACT: Signed through 2015-16 season. Becomes a restricted free agent in 2016-17.

2014-15 HIGHLIGHTS

- Won four straight starts for Calgary from Jan. 10 – 19
- Made 36 saves for the shutout on Jan. 10 at VAN, the most stops in a shutout effort by a Flames rookie goalie in 33 years
- Put up a 21-13-1 record with four shutouts, a 2.69 GAA and .912 SV% in 37 games with the Adirondack Flames
- Named to the AHL All-Star Classic

CAREER HIGHLIGHTS

- Playing in his third NHL season, all with the Flames
- Played nine games for Calgary in 2013-14 where he posted a 4-4-0 record with a 2.51 GAA and a .891 SV%
- Also spent time with both the AHL's Abbotsford Heat and the Alaska Aces of the ECHL that season
- His 27-8-0 record with a 2.33 GAA and .926 SV% helped the Heat earn a playoff berth in 2013-14
- Spent the 2012-13 campaign with HIFK in Finland during the NHL's lockout-shortened year
- Split the 2011-12 season between the Heat and TPS Turku in Finland
- Featured in one game for Abbotsford in 2010-11, after spending his junior and the beginning of his pro career with TPS Turku

CAREER VS. NHL

TEAM	GP	W	L	T/O	GA	SA	SV	SV%	GAA	SO
ANA	2	1	1	0	6	33	27	.818	4.05	0
ARI	2	1	1	0	4	54	50	.926	2.03	0
BUF	1	1	0	0	1	14	13	.929	1.00	0
LAK	3	1	2	0	6	81	75	.926	1.99	0
NSH	1	0	0	0	4	13	9	.692	8.54	0
NYI	1	1	0	0	3	26	23	.885	3.00	0
OTT	1	1	0	0	1	31	30	.968	1.00	0
SJS	1	1	0	0	3	22	19	.864	2.98	0
VAN	2	1	1	0	2	50	48	.960	1.02	1
WPG	1	0	1	0	5	22	17	.773	5.00	0
TOTAL	15	8	6	0	35	346	311	.899	2.52	1



31 | KARRI RAMO

Goaltender | Catches: Left | 6'2" | 206 lbs. | DOB: Jul. 1, 1986 | Birthplace: Asikkala, FIN
DRAFTED: Selected by Tampa Bay in the sixth round (191st overall) in the 2004 NHL Entry Draft

CAREER REGULAR SEASON													CAREER PLAYOFFS								
SEASON	CLUB	LEAGUE	GP	W	L	OTL	MIN	GA	SO	GAA	SVS	SV%	GP	W	L	MIN	GA	SO	GAA	SVS	SV%
2003-04	Pelicans	SM-LIIGA	3	0	2	0	138	10	0	4.34	62	0.861	2	2	0	120	1	1	0.5	-	-
2004-05	Pelicans	SM-LIIGA	26	4	12	4	1267	84	1	3.98	739	0.898	4	1	3	206	16	0	4.66	-	-
2005-06	HPK Hameenlinna	SM-LIIGA	24	7	7	8	1360	49	2	2.16	642	0.929	3	2	1	204	5	1	1.46	-	-
	FIN U-20	WJC	1	0	1	0	58	6	0	6.21	-	-	-	-	-	-	-	-	-	-	-
2006-07	Springfield	AHL	45	15	24	1	2432	127	1	3.13	1217	0.906	-	-	-	-	-	-	-	-	-
	Tampa Bay	NHL	2	0	0	0	70	4	0	3.45	19	0.826	-	-	-	-	-	-	-	-	-
2007-08	Tampa Bay	NHL	22	7	11	3	1269	64	0	3.03	568	0.899	-	-	-	-	-	-	-	-	-
	Norfolk	AHL	6	2	4	0	342	19	0	3.33	167	0.898	-	-	-	-	-	-	-	-	-
2008-09	Tampa Bay	NHL	24	4	10	7	1312	80	0	3.66	676	0.894	-	-	-	-	-	-	-	-	-
	Norfolk	AHL	26	7	14	4	1507	95	0	3.78	725	0.884	-	-	-	-	-	-	-	-	-
	Finland	WC	1	1	0	0	60	1	0	1.00	-	0.947	-	-	-	-	-	-	-	-	-
2009-10	Omsk Avangard	KHL	44	21	17	4	2582	91	4	2.11	952	0.913	3	0	3	158	8	0	3.04	62	0.886
2010-11	Omsk Avangard	KHL	44	33	6	4	2593	85	5	1.97	1054	0.925	14	6	7	891	32	1	2.16	341	0.914
2011-12	Omsk Avangard	KHL	34	13	14	7	2062	66	5	1.92	1076	0.925	21	14	6	1,209	31	3	1.54	485	0.94
2012-13	Omsk Avangard	KHL	40	26	9	5	2401	80	4	2	1041	0.929	12	5	7	725	24	3	1.99	264	0.917
2013-14	Calgary	NHL	40	17	15	4	2194	97	2	2.76	994	0.911	-	-	-	-	-	-	-	-	-
2014-15	Calgary	NHL	34	15	9	3	1732	75	2	2.60	777	0.912	7	2	3	336	16	0	2.86	155	0.906
	TOTAL	NHL	122	43	45	17	6576	320	4	2.92	3034	0.905	7	2	3	336	16	0	2.86	155	0.906
		FLAMES	74	32	24	7	3926	172	4	2.63	1771	0.911	7	2	3	336	16	0	2.86	155	0.906
		AHL	77	24	42	5	4281	241	1	3.38	2109	0.886	-	-	-	-	-	-	-	-	-
		KHL	162	93	46	20	9638	322	18	2.01	3904	0.918	50	25	23	2983	95	7	1.91	1152	0.924
		SM-LIIGA	53	11	21	12	2765	143	3	3.10	1443	0.910	9	5	4	530	22	2	2.49	-	-

NHL HIGHLIGHTS

CAREER FIRSTS

FIRST NHL GAME: at OTT on Dec. 2, 2006
FIRST NHL WIN: vs. TOR on Dec. 20, 2007
FIRST NHL SHUTOUT: at CAR on Jan. 13, 2014

CAREER HIGHS

SAVES: 44 (1x), vs. CHI on Feb. 17, 2009
SHOTS FACED: 49 (1x), vs. CHI on Feb. 17, 2009
GOALS AGAINST: 7 (1x), at SJS on Jan. 13, 2009
SHUTOUT SEQUENCE: 142:59, Nov. 22 – Dec. 2, 2014
WIN STREAK: 6 games (1x), Nov. 15 – Dec. 4, 2014
STREAK WITHOUT REGULATION LOSS: 6 games (2x), Most Recent: Nov. 15 – Dec. 4, 2014 (6-0-0)
LOSING STREAK: 3 (5x), Most Recent: Dec. 6 – 16, 2014

PLAYOFFS

2015: 7 games – 2 wins, 2.86 GAA, .906 SV%

INTERNATIONAL

2004: WU18 – Team Finland (1 win, 1.00 GAA, .923 SV%)
2006: WJC – Team Finland (6.21 GAA, .861 SV%)
2009: WC – Team Finland (1 win, 1.00 GAA, .947 SV%)

PENALTY SHOTS

Stopped 2-of-4 (Most Recent: vs. Brent Burns of SJS on Oct. 19, 2013 - SAVE)

SHOOTOUTS

34 saves on 53 attempts (.633 SV%), 6-8 record

CAREER TRANSACTIONS / CONTRACT STATUS

2009: Signed as a free agent by Avangard Omsk.
2010: NHL rights traded to Montreal in exchange for Cedrick Desjardins.
2012: NHL rights traded with Mike Cammalleri and a fifth round pick in the 2012 NHL Entry Draft in exchange for Rene Bourque, Patrick Holland and a second round pick in the 2012 NHL Entry Draft.
CONTRACT: Signed through 2015-16 season. Becomes an unrestricted free agent in 2016-17.

2014-15 HIGHLIGHTS

- Made his NHL postseason debut and played in seven games for the Flames
- Started Calgary's final four postseason games against ANA and earned the win on May 5 with 18 saves
- Stopped 17 shots in relief and earned the series-clinching win over VAN on Apr. 25
- Posted career bests for goals against average (2.60) and save percentage (.912) in the regular season
- Had a career long shutout streak of 142:59 from Nov. 29 – Dec. 2 in three straight wins
- Posted back-to-back road shutouts at SJS and at ARI during that stretch
- Was between the pipes for Calgary's first win of the season where he stopped 38 of 40 shots at EDM on Oct. 9

CAREER HIGHLIGHTS

- Playing in his sixth NHL season, his third with the Flames
- Set career highs for games played (40) and wins (15) in 2013-14
- Had a 120:05 shutout streak from Apr. 3 – 9, 2014
- Won six-of-seven starts from Jan. 28 – Mar. 28, 2014 bookending his injury absence
- Earned his first win for Calgary and made 27 saves at LAK on Oct. 21, 2013
- Made 35 saves in his Flames debut in the season opener at WSH on Oct. 3, 2013
- Played for Avangard Omsk of the KHL from 2009 to 2013
- Posted a 26-9-5 record, 2.00 GAA, .929 SV%, and four shutouts in 2012-13 and added another three shutouts and a sub-two GAA in the postseason
- Those 26 wins were the most of any KHL goalie

CAREER VS. NHL

TEAM	GP	W	L	T/O	GA	SA	SV	SV%	GAA	SO
ANA	4	2	1	0	9	102	93	.912	2.89	0
ARI	4	4	0	0	5	117	112	.957	1.25	1
BOS	3	2	0	0	9	91	82	.901	3.70	0
BUF	3	1	2	0	11	77	66	.857	3.73	0
CAR	5	3	2	0	10	149	139	.933	2.20	1
CHI	2	1	1	0	5	58	53	.914	3.70	0
COL	7	3	4	0	19	182	163	.896	2.74	0
CBJ	2	0	1	1	6	52	46	.885	2.94	0
DAL	3	0	1	1	11	79	68	.861	4.25	0
DET	2	0	0	1	4	51	47	.922	2.64	0
EDM	4	2	1	0	7	109	102	.936	2.34	0
FLA	4	2	1	0	11	126	115	.913	3.03	0
LAK	4	3	0	0	6	100	94	.940	1.86	0
MIN	2	0	1	0	4	41	37	.902	3.46	0
MTL	4	1	1	1	13	101	88	.871	3.75	0
NSH	3	1	1	0	9	67	58	.866	3.63	0
NJD	7	3	0	3	16	216	200	.926	2.39	1
NYI	4	1	3	0	9	106	97	.915	2.60	0
NYR	5	2	2	1	14	149	135	.906	3.07	0
OTT	8	1	3	1	26	175	149	.851	4.13	0
PHI	3	2	1	0	7	86	79	.919	2.33	0
PIT	5	0	4	0	15	120	105	.875	3.61	0
SJS	7	3	4	0	20	228	208	.912	2.86	1
STL	2	0	1	1	9	65	56	.862	4.52	0
TBL	3	1	1	1	5	83	78	.940	1.65	0
TOR	6	2	2	2	14	164	150	.915	2.29	0
VAN	5	2	2	1	13	134	121	.903	2.81	0
WSH	8	1	4	2	24	253	229	.905	3.11	0
WPG	3	0	1	1	9	73	64	.877	3.61	0
TOTAL	122	43	45	17	320	3354	3034	.905	2.92	4

CAREER PLAYOFFS VS. NHL

TEAM	GP	W	L	GA	SA	SV	SV%	GAA	SO
ANA	5	1	3	14	150	136	.907	3.01	0
VAN	2	1	0	2	21	19	.905	2.11	0
TOTAL	7	2	3	16	171	155	.906	2.86	0



21 | MASON
RAYMOND

Centre | Shoots: Left | 6'1" | 179 lbs. | DOB: Sep. 17, 1985 | Birthplace: Cochrane, AB

DRAFTED: Selected by Vancouver in the second round (51st overall) in the 2005 NHL Entry Draft

CAREER REGULAR SEASON							CAREER PLAYOFFS					
SEASON	CLUB	LEAGUE	GP	G	A	PTS	PIM	GP	G	A	PTS	PIM
2003-04	Camrose	AJHL	57	27	35	62	32	-	-	-	-	-
2004-05	Camrose	AJHL	55	41	41	82	80	-	-	-	-	-
2005-06	Minnesota	WCHA	40	11	17	28	30	-	-	-	-	-
2006-07	Minnesota	WCHA	39	14	32	46	45	-	-	-	-	-
	Manitoba	AHL	11	2	2	4	6	13	0	1	1	0
2007-08	Vancouver	NHL	49	9	12	21	2	-	-	-	-	-
	Manitoba	AHL	20	7	10	17	6	-	-	-	-	-
2008-09	Vancouver	NHL	72	11	12	23	24	10	2	1	3	2
2009-10	Vancouver	NHL	82	25	28	53	48	12	3	1	4	6
	Canada	WC	3	0	1	1	0	-	-	-	-	-
2010-11	Vancouver	NHL	70	15	24	39	10	24	2	6	8	6
2011-12	Vancouver	NHL	55	10	10	20	18	5	0	1	1	0
2012-13	Orebro HK	SWE-1	2	0	1	1	2	-	-	-	-	-
	Vancouver	NHL	46	10	12	22	16	4	1	1	2	0
2013-14	Toronto	NHL	82	19	26	45	22	-	-	-	-	-
2014-15	Calgary	NHL	57	12	11	23	8	8	0	2	2	0
TOTAL	NHL		513	111	135	246	148	63	8	12	20	14
	FLAMES		57	12	11	23	8	8	0	2	2	0
	SWE-1		2	0	1	1	2	-	-	-	-	-
	AHL		31	9	12	21	12	13	0	1	1	0
	WCHA		79	25	49	74	75	-	-	-	-	-

NHL HIGHLIGHTS

CAREER FIRSTS

FIRST NHL GAME: vs. SJS on Oct. 10, 2007

FIRST NHL GOAL: at ANA on Dec. 12, 2007

FIRST NHL ASSIST: vs. SJS on Oct. 5, 2007

LONGEST PERSONAL STREAKS

GOALS: 3 games (1x), Dec. 10 – 14, 2009 (3G, 2A)

ASSISTS: 4 games (1x), Feb. 4 – 12, 2013 (1G, 4A)

POINTS: 5 games (3x), Most Recent: Nov. 13 – 21, 2013 (3G, 3A)

CAREER HIGHS

GOALS: 3 (3x), Most Recent: at EDM on Oct. 9, 2014

ASSISTS: 4 (1x), vs. CHI on Dec. 14, 2013

POINTS: 4 (2x), Most Recent: vs. CHI on Dec. 14, 2013 (4A)

SHOTS: 8 (1x), vs. CBJ on Oct. 5, 2009

PIM: 10 (1x), vs. CGY on Jan. 9, 2010

MULTI-POINT GAMES: 42, Most Recent: at LAK on Feb. 12, 2015 (2G)

PLAYOFFS

2009, 2010, 2011, 2012, 2013, 2015: 63 games – 20 points (8G, 12A)

2011: Clarence S. Campbell Bowl (Vancouver)

INTERNATIONAL

2010: WC – Team Canada (1A)

PENALTY SHOTS

Jan. 7, 2010 vs. PHX (Bryzgalov) – No Goal

SHOOTOUTS

9-of-34 (26.5%), 5 Game-Deciding Goals

CAREER TRANSACTIONS / CONTRACT STATUS

2013: Signed as a free agent by the Toronto Maple Leafs.

2014: Signed as a free agent by the Calgary Flames.

CONTRACT: Signed through 2016-17 season. Becomes an unrestricted free agent in 2017-18.

2014-15 HIGHLIGHTS

- Played in eight postseason games for the Flames where he recorded two assists
- Had his seventh straight double-digit goal season in 2014-15 with a dozen tallies
- Tallied multiple goals in two games and another multi-point effort
- Assisted on the game winning goal as Calgary clinched a playoff berth on Apr. 9 vs. LAK
- Played in his 500th career game on Mar. 14 at COL
- Scored in three of four games from Feb. 2 – 9
- Scored the 100th, 101st, and 102nd goals of his career in the Flames win over EDM on Oct. 9
- Made his Flames debut on Oct. 8 vs. VAN

CAREER HIGHLIGHTS

- Was tied for second on Toronto in 2013-14 with four game winning goals and was one of only two Leafs to play in all 82 games
- Posted four assists, including his 200th NHL point, on Dec. 14, 2013 vs. CHI
- Scored the game winner in his Toronto debut on Oct. 1, 2013
- Skated in four playoff games with Vancouver in 2012-13 and had a goal and an assist
- Played in 24 postseason games and had eight points (2G, 6A) in the Canucks' run to the Stanley Cup Final in 2010-11, but missed Game 7 of the finals due to a back injury
- Was third on Vancouver for game winners in the 2010-11 season when he scored five
- Set career highs for goals (25), assists (28), points (53), and power play goals (8) in 2009-10
- Had the first game winning goal of his career on Oct. 7, 2009 vs. MTL
- Recorded two points (1G, 1A) in the 2008-09 NHL YoungStars Game on Jan. 24, 2009
- Ranked in the NHL's top-20 in rookie scoring before suffering a season-ending MCL injury on Mar. 17, 2008 vs. PHX

CAREER VS. NHL

TEAM	GP	G	A	PTS	PIM
ANA	25	8	5	13	6
ARI	23	2	4	6	2
BOS	10	1	0	1	4
BUF	11	1	6	7	0
CGY	31	11	10	21	18
CAR	8	3	3	6	2
CHI	23	0	6	6	10
COL	34	7	12	19	12
CBJ	21	3	6	9	8
DAL	26	6	6	12	4
DET	27	6	6	12	12
EDM	32	9	10	19	6
FLA	10	3	1	4	0
LAK	28	8	3	11	2
MIN	31	9	8	17	12
MTL	12	5	3	8	10
NSH	23	4	5	9	6
NJD	8	1	1	2	0
NYI	7	2	2	4	4
NYR	8	0	2	2	2
OTT	12	1	9	10	2
PHI	8	1	3	4	6
PIT	8	0	2	2	0
SJS	25	4	10	14	8
STL	21	4	4	8	6
TBL	9	1	2	3	0
TOR	9	4	3	7	0
VAN	5	1	0	1	4
WSH	8	2	1	3	2
WPG	10	4	2	6	0
TOTAL	513	111	135	246	148

CAREER PLAYOFFS VS. NHL

TEAM	GP	G	A	PTS	PIM
ANA	4	0	1	1	0
BOS	6	0	0	0	2
CHI	19	4	5	9	8
LAK	11	1	1	2	2
NSH	6	1	1	2	0
SJS	9	2	3	5	2
STL	4	0	0	0	0
VAN	4	0	1	1	0
TOTAL	63	8	12	20	14



4 | KRIS RUSSELL

Defence | Shoots: Left | 5'10" | 170 lbs. | DOB: May 2, 1987 | Birthplace: Red Deer, AB

DRAFTED: Selected by Columbus in the third round (67th overall) in the 2005 NHL Entry Draft

CAREER REGULAR SEASON							CAREER PLAYOFFS					
SEASON	CLUB	LEAGUE	GP	G	A	PTS	PIM	GP	G	A	PTS	PIM
2003-04	Medicine Hat	WHL	55	4	15	19	30	20	3	2	5	4
2004-05	Medicine Hat	WHL	72	26	35	61	37	10	2	1	3	4
2005-06	Medicine Hat	WHL	55	14	33	47	18	13	4	8	12	11
	CAN U-20	WJC	6	1	3	4	4	-	-	-	-	-
2006-07	Medicine Hat	WHL	59	32	37	69	56	23	4	15	19	24
	CAN U-20	WJC	6	4	2	6	0	-	-	-	-	-
2007-08	Columbus	NHL	67	2	8	10	14	-	-	-	-	-
2008-09	Columbus	NHL	66	2	19	21	28	4	1	1	2	2
	Syracuse	AHL	14	3	5	8	0	-	-	-	-	-
2009-10	Columbus	NHL	70	7	15	22	32	-	-	-	-	-
	Canada	WC	7	1	3	4	2	-	-	-	-	-
2010-11	Columbus	NHL	73	5	18	23	37	-	-	-	-	-
2011-12	Columbus	NHL	12	2	1	3	13	-	-	-	-	-
	St. Louis	NHL	43	4	5	9	12	9	0	3	3	5
	Canada	WC	4	0	3	3	2	-	-	-	-	-
2012-13	TPS Turku	SM-LIIGA	15	2	12	14	8	-	-	-	-	-
	St. Louis	NHL	33	1	6	7	9	-	-	-	-	-
2013-14	Calgary	NHL	68	7	22	29	15	-	-	-	-	-
	Calgary	NHL	79	4	30	34	17	11	2	5	7	7
2014-15	TOTAL	NHL	511	34	124	158	177	24	3	9	12	14
		FLAMES	147	11	52	63	32	11	2	5	7	7
		AHL	14	3	5	8	0	-	-	-	-	-
		SM-LIIGA	15	2	12	14	8	-	-	-	-	-
		WHL	241	76	120	196	141	66	13	26	39	43

NHL HIGHLIGHTS

CAREER FIRSTS

FIRST NHL GAME: vs. ANA on Oct. 5, 2007

FIRST NHL GOAL: at DAL on Jan. 22, 2008

FIRST NHL ASSIST: vs. ANA on Oct. 5, 2007

LONGEST PERSONAL STREAKS

GOALS: 2 games (1x), Nov. 30 – Dec. 1, 2009 (2G, 1A)

ASSISTS: 4 games (1x), Oct. 19 – 25, 2014 (5A)

POINTS: 4 games (2x), Most Recent: Mar. 5 – 11, 2015 (2G, 6A)

CAREER HIGHS

GOALS: 2 (2x), Most Recent: at OTT on Mar. 8, 2015

ASSISTS: 3 (2x), Most Recent: vs. ANA on Mar. 11, 2015

POINTS: 3 (3x), Most Recent: vs. ANA on Mar. 11, 2015 (3A)

SHOTS: 6 (2x), Most Recent: at NSH on Jan. 21, 2013

PIM: 12 (1x), vs. CGY on Mar. 26, 2009

MULTI-POINT GAMES: 21, Most Recent: vs. PHI on Mar. 19, 2015 (2A)

PLAYOFFS

2009, 2012, 2015: 24 games – 12 points (3G, 9A)

NHL/FLAMES AWARDS

2014-15: J.R. "Bud" McCaig Award

INTERNATIONAL

2006: WJC – Team Canada (Gold Medal – 1G, 3A)

2007: WJC – Team Canada (Gold Medal – 4G, 2A)

2010: WC – Team Canada (1G, 3A)

2012: WC – Team Canada (3A)

SHOOTOUTS

0-of-2 (0.0%), 0 Game-Deciding Goals

CAREER TRANSACTIONS / CONTRACT STATUS

2011: Traded to St. Louis in exchange for Nikita Nikitin.

2013: Traded to Calgary in exchange for a fifth round pick in the 2014 NHL Entry Draft.

CONTRACT: Signed through 2015-16 season. Becomes an unrestricted free agent in 2016-17.

2014-15 HIGHLIGHTS

- Played in all 11 playoff games for the Flames, where he finished second on the team in assists (5) and tied for third in points (7)
- Assisted on the overtime winner vs. ANA on May 5
- Scored in Calgary's first two playoff games, including his first career game winning goal on Apr. 15, and had at least a point in the first four games of the series
- Led the NHL in the regular season for blocked shots (283)
- Set career highs in the regular season for games played, assists (30), points (34), and plus/minus (+18)
- Had six multi-point games during the year, including the second two-goal game of his career on Mar. 8 at OTT
- Skated in his 500th NHL game on March 17 vs. St. Louis
- Put up a league record for the most blocks in a game when he had 15 at BOS on Mar. 5, a game where he also had a pair of assists and played a career high 32:22
- Named a Flames alternate captain on Oct. 7

CAREER HIGHLIGHTS

- Playing in his ninth NHL season, his third with the Flames
- Was third in the NHL in blocked shots with 201 in 2013-14
- Had the first three point game of his career on Mar. 21, 2014 vs. NSH
- Scored his first goal with the Flames and added an assist to reach the 100-point plateau for his NHL career, while also posting a career high +5 rating on Oct. 26, 2013 vs. WSH
- Made his Flames debut on Oct. 3, 2013 at WSH
- Split the NHL's lockout-shortened 2012-13 campaign between the St. Louis Blues and TPS Turku of the Finnish SM-liiga
- Was St. Louis' top defenceman in road plus/minus (+11) in 2011-12
- Scored the game winning goal in his Blues debut on Nov. 12, 2011 vs. TBL
- Finished second amongst Columbus defencemen in goals (5), assists (18), points (23), and blocked shots (128) in 2010-11
- Was one of two Blue Jackets blueliners with three multi-point games in 2010-11
- Scored a career high seven goals in 2009-10, which led all Columbus defencemen
- Made his NHL postseason debut in 2008-09
- He recorded his first NHL playoff point (assist) and goal in Game 4 of the Western Conference Quarterfinals Apr. 23, 2009 at DET
- He scored the first two goals of his career, including the game winner, on Jan. 22, 2008 at DAL
- Made the jump to the NHL straight from junior, where he played four seasons with the Medicine Hat Tigers of the WHL
- Recorded 19 points in 23 postseason games for Medicine Hat in 2006-07 to lead the team to the WHL Championship and a berth in the Memorial Cup, his second WHL title (also 2003-04)
- Won the Four Broncos Trophy as the WHL Player of the Year, his second consecutive Bill Hunter Memorial Trophy as the league's top defenceman, and was a WHL First All-Star team selection in 2006-07
- He led the Tigers in goals (32) and points (69) and was the top scoring WHL defencemen in 2006-07
- In 2005-06, he won the WHL's Bill Hunter Memorial Trophy for top defenceman and the Brad Hornung Trophy as the most sportsmanlike player
- Led the entire CHL in goals by a defenceman in 2004-05 with 26

CAREER VS. NHL

TEAM	GP	G	A	PTS	PIM
ANA	25	2	9	11	14
ARI	28	0	7	7	10
BOS	9	0	3	3	0
BUF	9	0	1	1	2
CGY	16	0	5	5	21
CAR	6	0	4	4	4
CHI	34	3	11	14	16
COL	24	1	5	6	2
CBJ	10	1	2	3	2
DAL	26	5	5	10	4
DET	37	0	4	4	19
EDM	27	0	6	6	8
FLA	10	1	1	2	2
LAK	30	2	8	10	10
MIN	21	2	2	4	6
MTL	7	0	0	0	0
NSH	34	5	11	16	6
NJD	8	0	1	1	0
NYI	9	0	5	5	2
NYR	6	0	1	1	0
OTT	9	3	1	4	7
PHI	5	0	3	3	4
PIT	10	0	0	0	0
SJS	27	2	4	6	0
STL	27	2	5	7	21
TBL	8	1	3	4	0
TOR	8	1	2	3	7
VAN	23	1	7	8	6
WSH	10	1	3	4	4
WPG	8	1	5	6	0
TOTAL	511	34	124	158	177

CAREER PLAYOFFS VS. NHL

TEAM	GP	G	A	PTS	PIM
ANA	5	0	3	3	0
DET	4	1	1	2	2
LAK	4	0	2	2	0
SJS	5	0	1	1	5
VAN	6	2	2	4	7
TOTAL	24	3	9	12	14



22 | DREW
SHORE

Centre | Shoots: Right | 6'3" | 202 lbs. | DOB: Jan. 29, 1991 | Birthplace: Denver, CO

DRAFTED: Selected by Florida in the second round (44th overall) in the 2009 NHL Entry Draft

CAREER REGULAR SEASON							CAREER PLAYOFFS					
SEASON	CLUB	LEAGUE	GP	G	A	PTS	PIM	GP	G	A	PTS	PIM
2007-08	USNTDP Under-18 Team	NAHL	35	9	16	25	12	-	-	-	-	-
2008-09	U.S. National Under-18 Team	IND	62	17	32	49	46	-	-	-	-	-
	USNTDP Under-18 Team	NAHL	15	7	7	14	16	-	-	-	-	-
2009-10	U. of Denver	WCHA	41	5	14	19	18	-	-	-	-	-
2010-11	U. of Denver	WCHA	40	23	23	46	38	-	-	-	-	-
	USA U-20	WJC	6	2	0	2	2	-	-	-	-	-
2011-12	U. of Denver	WCHA	42	22	31	53	45	-	-	-	-	-
	San Antonio	AHL	8	1	2	3	4	9	2	0	2	2
2012-13	San Antonio	AHL	41	10	20	30	18	-	-	-	-	-
	Florida	NHL	43	3	10	13	14	-	-	-	-	-
2013-14	Florida	NHL	24	5	2	7	8	-	-	-	-	-
	San Antonio	AHL	50	6	26	32	25	-	-	-	-	-
	USA	WC	7	1	1	2	2	-	-	-	-	-
2014-15	Calgary	NHL	11	1	2	3	0	1	0	0	0	2
	Adirondack	AHL	12	3	4	7	8	-	-	-	-	-
	San Antonio	AHL	35	9	21	30	16	-	-	-	-	-
	TOTAL	NHL	78	9	14	23	22	1	0	0	0	2
	FLAMES	11	1	2	3	0	1	0	0	0	2	
	AHL	134	26	69	95	63	9	2	0	2	2	
	WCHA	123	50	68	118	101	-	-	-	-	-	

NHL HIGHLIGHTS

CAREER FIRSTS

FIRST NHL GAME: at MTL on Jan. 22, 2013

FIRST NHL GOAL: vs. WSH on Feb. 12, 2013

FIRST NHL ASSIST: at BUF on Feb. 3, 2013

LONGEST PERSONAL STREAKS

GOALS: 1 game (8x), Most Recent: Mar. 13, 2015 (1G)

ASSISTS: 2 games (2x), Most Recent: Feb. 24 – 26, 2013 (2A)

POINTS: 3 games (1x), Feb. 24 – 28, 2013 (1G, 2A)

CAREER HIGHS

GOALS: 2 (1x), at PIT on Jan. 20, 2014

ASSISTS: 2 (1x), at PHI on Feb. 21, 2013

POINTS: 2 (3x), Most Recent: at PIT on Jan. 20, 2014

SHOTS: 5 (3x), Most Recent: vs. PIT on Feb. 26, 2013

PIM: 4 (1x), vs. PHI on Apr. 8, 2014

MULTI-POINT GAMES: 3, Most Recent: at PIT on Jan. 20, 2014

PLAYOFFS

2015: 1 game – 0 points

INTERNATIONAL

2009: WU18 – Team USA (Gold Medal – 2G, 7A)

2011: WJC – Team USA (Bronze Medal – 4G, 3A)

2014: WC – Team USA (1G, 1A)

SHOOTOUTS

0-of-1 (0.0%), 0 Game-Deciding Goals

CAREER TRANSACTIONS / CONTRACT STATUS

2015: Traded to Calgary in exchange for Corban Knight.

CONTRACT: Signed through 2015-16 season. Becomes a restricted free agent in 2016-17.

2014-15 HIGHLIGHTS

- Made his NHL postseason debut in his lone playoff game on Apr. 30 at ANA
- Scored his first goal as a member of the Flames on Mar. 13 vs. TOR
- Recorded his first point for Calgary with an assist at DET on Mar. 6
- Played in the AHL All-Star Classic and picked up three points (1G, 2A) on Jan. 26
- Made his Flames debut on Jan. 15 at ARI
- Played in 50 games for San Antonio of the AHL prior to his trade to Calgary, he had six goals and 26 assists for the Rampage

CAREER HIGHLIGHTS

- Playing in his fourth NHL season, his second with the Flames
- Split the 2013-14 and 2012-13 campaigns between the Florida Panthers and San Antonio of the AHL
- Had the first multi-goal game of his NHL career, which included shorthanded and game winning tallies, on Jan. 20, 2014 at PIT
- Had the first multi-point game of his career on Feb. 12, 2013 vs. WSH
- Named to the AHL All-Star team in 2012-13
- Played for San Antonio in eight regular season and nine postseason games following his junior year at the University of Denver in 2011-12
- Made the WCHA's Second All-Star Team in 2011-12 for the second straight year
- Finished the 2011-12 season tied for fourth in NCAA Division 1 scoring with 53 points
- Led Denver in scoring with 46 points in 2010-11 en route to his place on the WCHA's Second All-Star Team

CAREER VS. NHL

TEAM	GP	G	A	PTS	PIM
ARI	1	0	0	0	0
BOS	6	0	1	1	2
BUF	5	1	1	2	4
CAR	4	0	0	0	2
COL	2	0	0	0	0
CBJ	2	0	0	0	0
DAL	2	0	0	0	2
DET	3	1	1	2	0
MTL	5	0	0	0	2
NSH	1	0	1	1	0
NJD	4	0	0	0	0
NYI	5	1	0	1	0
NYR	4	1	0	1	0
OTT	2	0	0	0	2
PHI	6	0	3	3	4
PIT	4	2	1	3	0
SJS	1	0	0	0	0
STL	1	0	0	0	0
TBL	4	0	2	2	0
TOR	6	1	1	2	0
WSH	4	2	1	3	2
WPG	6	0	2	2	2
TOTAL	78	9	14	23	22

CAREER PLAYOFFS VS. NHL

TEAM	GP	G	A	PTS	PIM
ANA	1	0	0	0	2
TOTAL	1	0	0	0	2



15 | LADISLAV
SMID

Defence | Shoots: Left | 6'4" | 210 lbs. | DOB: Feb. 1, 1986 | Birthplace: Frydlant, CZE

DRAFTED: Selected by Anaheim in the first round (9th overall) in the 2004 NHL Entry Draft

CAREER REGULAR SEASON								CAREER PLAYOFFS				
SEASON	CLUB	LEAGUE	GP	G	A	PTS	PIM	GP	G	A	PTS	PIM
2002-03	Liberec Bili	CZECH	4	0	0	0	0	-	-	-	-	-
2003-04	Liberec Bili	CZECH	45	1	1	2	51	-	-	-	-	-
	CZE U-20	WJC	6	1	2	3	4	-	-	-	-	-
2004-05	Liberec Bili	CZECH	39	1	3	4	14	12	0	0	0	6
	CZE U-20	WJC	7	0	2	2	4	-	-	-	-	-
2005-06	Portland	AHL	71	3	25	28	48	16	0	1	1	16
	CZE U-20	WJC	6	1	1	2	0	-	-	-	-	-
2006-07	Edmonton	NHL	77	3	7	10	37	-	-	-	-	-
	Czech Rep.	WC	6	0	0	0	31	-	-	-	-	-
2007-08	Springfield	AHL	8	1	4	5	15	-	-	-	-	-
	Edmonton	NHL	65	0	4	4	58	-	-	-	-	-
2008-09	Edmonton	NHL	60	0	11	11	57	-	-	-	-	-
2009-10	Edmonton	NHL	51	1	8	9	39	-	-	-	-	-
2010-11	Edmonton	NHL	78	0	10	10	85	-	-	-	-	-
2011-12	Edmonton	NHL	78	5	10	15	44	-	-	-	-	-
2012-13	Liberec Bili	CZECH	22	2	12	14	22	-	-	-	-	-
	Edmonton	NHL	48	1	3	4	55	-	-	-	-	-
	Czech Rep.	WC	8	0	3	3	6	-	-	-	-	-
2013-14	Edmonton	NHL	17	1	1	2	16	-	-	-	-	-
	Calgary	NHL	56	1	5	6	62	-	-	-	-	-
	Czech Rep.	OLY	5	0	0	0	2	-	-	-	-	-
2014-15	Calgary	NHL	31	0	1	1	13	-	-	-	-	-
	TOTAL	NHL	561	12	60	72	466	-	-	-	-	-
		FLAMES	87	1	6	7	75	-	-	-	-	-
		AHL	79	4	29	33	63	16	0	1	1	16
	CZECH	110	4	16	20	135	12	0	0	0	6	

NHL HIGHLIGHTS

CAREER FIRSTS

FIRST NHL GAME: vs. CGY on Oct. 5, 2006

FIRST NHL GOAL: at CBJ on Feb. 22, 2007

FIRST NHL ASSIST: vs. SJS on Oct. 12, 2006

LONGEST PERSONAL STREAKS

GOALS: 1 game (12x), Most Recent: Mar. 12, 2014 (1G)

ASSISTS: 3 games (1x), Feb. 28 – Mar. 5, 2009 (4A)

POINTS: 3 games (1x), Feb. 28 – Mar. 5, 2009 (4A)

CAREER HIGHS

GOALS: 1 (12x), Most Recent: vs. ANA on Mar. 12, 2014

ASSISTS: 2 (3x), Most Recent: vs. VAN on Nov. 2, 2010

POINTS: 2 (5x), Most Recent: at CBJ on Mar. 25, 2012 (1G, 1A)

SHOTS: 4 (4x), Most Recent: at CBJ on Mar. 25, 2012

PIM: 23 (1x), vs. LAK on Jan. 24, 2013

MULTI-POINT GAMES: 5, Most Recent: at CBJ on Mar. 25, 2012 (1G, 1A)

INTERNATIONAL

2003: WU18 – Team Czech Republic

2004: WU18 – Team Czech Republic (Bronze Medal – 2A)

2004: WJC – Team Czech Republic (1G, 2A)

2005: WJC – Team Czech Republic (Bronze Medal – 2A)

2006: WJC – Team Czech Republic (1G, 1A)

2007: WC – Team Czech Republic

2013: WC – Team Czech Republic (3A)

2014: Olympics – Team Czech Republic

CAREER TRANSACTIONS / CONTRACT STATUS

2006: Traded to Edmonton with Joffrey Lupul, a first round pick in the 2007 NHL Entry Draft, and first and second round picks in the 2008 NHL Entry Draft in exchange for Chris Pronger.

2013: Traded to Calgary with Olivier Roy in exchange for Laurent Brossoit and Roman Horak.

CONTRACT: Signed through 2016-17 season. Becomes an unrestricted free agent in 2017-18.

2014-15 HIGHLIGHTS


- Missed 51 games in the regular season due to injury
- Assisted on the game winner on Oct. 31 vs. NSH

CAREER HIGHLIGHTS

- Playing in his tenth NHL season, his third with the Flames
- Scored his first goal with Calgary on Mar. 12, 2014 vs. ANA
- Skated in his 500th NHL game on Jan. 7, 2014 at PHX
- Recorded his first point (assist) with the Flames on Nov. 29, 2013 at ANA
- Made his Calgary debut on Nov. 12, 2013 vs. SJS after being acquired from Edmonton
- Led the Oilers in 2012-13 with 119 blocked shots and 151 hits
- Scored the second of three Edmonton goals in two minutes and 43 seconds, setting the club record for the fastest three to start a game on Mar. 30, 2013 vs. VAN
- Skated for Liberec in the Czech Extraliga during the NHL lockout in 2012-13
- Set a career high with five goals and 15 points in 2011-12
- Topped Edmonton's skaters in hits (186) and blocked shots (184) in 2011-12
- Had a career high 85 PIMs in 2010-11
- Recorded 11 assists in 2008-09, the most he's had in a single season
- Picked up a pair of assists at PHI on Nov. 2, 2008 for the first multi-point game of his career
- Played in the NHL YoungStars Game on Jan. 23, 2007, where he had an assist
- Spent the 2005-06 season with the AHL's Portland Pirates after his arrival from the Czech Republic, where he had played with Liberec

CAREER VS. NHL

TEAM	GP	G	A	PTS	PIM
ANA	25	1	2	3	24
ARI	29	0	2	2	21
BOS	7	0	0	0	2
BUF	7	0	0	0	2
CGY	39	1	3	4	31
CAR	9	0	0	0	2
CHI	27	0	1	1	19
COL	40	1	3	4	27
CBJ	25	3	4	7	15
DAL	24	1	6	7	14
DET	24	0	2	2	16
EDM	6	0	2	2	2
FLA	10	0	1	1	6
LAK	27	0	0	0	54
MIN	40	1	7	8	37
MTL	13	1	1	2	8
NSH	29	0	6	6	22
NJD	5	0	0	0	6
NYI	8	0	0	0	10
NYR	5	0	0	0	17
OTT	11	0	1	1	10
PHI	5	0	3	3	9
PIT	8	0	0	0	6
SJS	30	0	5	5	12
STL	27	0	2	2	25
TBL	9	2	0	2	0
TOR	10	0	0	0	0
VAN	42	1	6	7	57
WSH	10	0	1	1	4
WPG	10	0	2	2	8
TOTAL	561	12	60	72	466



18 | MATT
STAJAN

Centre | Shoots: Left | 6'1" | 195 lbs. | DOB: Dec. 19, 1983 | Birthplace: Mississauga, ON

DRAFTED: Selected by Toronto in the second round (57th overall) in the 2002 NHL Entry Draft

CAREER REGULAR SEASON								CAREER PLAYOFFS				
SEASON	CLUB	LEAGUE	GP	G	A	PTS	PIM	GP	G	A	PTS	PIM
2000-01	Belleville	OHL	57	9	18	27	27	7	1	6	7	5
2001-02	Belleville	OHL	68	33	52	85	50	11	3	8	11	14
2002-03	Belleville	OHL	57	34	60	94	75	7	5	8	13	16
	St. John's	AHL	1	0	1	1	0	-	-	-	-	-
	Toronto	NHL	1	1	0	1	0	-	-	-	-	-
	CAN U-20	WJC	6	1	1	2	0	-	-	-	-	-
2003-04	Toronto	NHL	69	14	13	27	22	3	0	0	0	2
2004-05	St. John's	AHL	80	23	43	66	43	5	2	2	4	6
2005-06	Toronto	NHL	80	15	12	27	50	-	-	-	-	-
2006-07	Toronto	NHL	82	10	29	39	44	-	-	-	-	-
2007-08	Toronto	NHL	82	16	17	33	47	-	-	-	-	-
2008-09	Toronto	NHL	76	15	40	55	54	-	-	-	-	-
2009-10	Toronto	NHL	55	16	25	41	30	-	-	-	-	-
	Calgary	NHL	27	3	13	16	2	-	-	-	-	-
2010-11	Calgary	NHL	76	6	25	31	32	-	-	-	-	-
2011-12	Calgary	NHL	61	8	10	18	29	-	-	-	-	-
2012-13	Calgary	NHL	43	5	18	23	26	-	-	-	-	-
2013-14	Calgary	NHL	63	14	19	33	42	-	-	-	-	-
2014-15	Calgary	NHL	59	7	10	17	28	11	1	3	4	21
	TOTAL	NHL	774	130	231	361	406	14	1	3	4	23
		FLAMES	329	43	95	138	159	11	1	3	4	21
		AHL	81	23	44	67	43	5	2	2	4	6
		OHL	182	76	130	206	152	25	9	22	31	35

NHL HIGHLIGHTS

CAREER FIRSTS

FIRST NHL GAME: vs. OTT on Apr. 5, 2003

FIRST NHL GOAL: vs. OTT on Apr. 5, 2003

FIRST NHL ASSIST: at NJD on Oct. 16, 2003

LONGEST PERSONAL STREAKS

GOALS: 2 games (2x), Most Recent: Mar. 30 – Apr. 9, 2014 (3G)

ASSISTS: 6 games (1x), Most Recent: Nov. 12 – 22, 2010 (6A)

POINTS: 6 games (3x), Most Recent: Mar. 26 – Apr. 11, 2014 (3G, 3A)

CAREER HIGHS

GOALS: 2 (13x), Most Recent: vs. ANA on Mar. 11, 2015

ASSISTS: 3 (7x), Most Recent: at EDM on Mar. 22, 2014

POINTS: 4 (3x), Most Recent: at EDM on Mar. 22, 2014 (1G, 3A)

SHOTS: 6 (3x), Most Recent: at CAR on Jan. 13, 2014

PIM: 16 (1x), at MTL on Feb. 7, 2009

MULTI-POINT GAMES: 63, Most Recent: vs. ANA on Mar. 11, 2015 (2G)

PLAYOFFS

2004, 2015: 14 games – 3 points (1G, 3A)

NHL/FLAMES AWARDS

2012-13: Ralph T. Scurfield Humanitarian Award

INTERNATIONAL

2003: WJC – Team Canada (Silver Medal – 1G, 1A)

PENALTY SHOTS

Nov. 22, 2008 vs. CHI (Khabibulin) – No Goal

Mar. 22, 2014 at EDM (Fasht) – Goal

SHOOTOUTS

1-of-5 (20.0%), 0 Game-Deciding Goals

CAREER TRANSACTIONS / CONTRACT STATUS

2010: Traded to Calgary with Jamal Mayers, Niklas Hagman, and Ian White in exchange for Fredrik Sjostrom, Dion Phaneuf, and Keith Aulie.

CONTRACT: Signed through 2017-18 season, becomes an unrestricted free agent in 2018-19.

2014-15 HIGHLIGHTS

- Played all 11 postseason games for the Flames and had four points (1G, 3A)
- Scored his first NHL playoff goal, the game winning and series-clinching marker, and added two assists and a +3 rating vs. VAN on Apr. 25
- Picked up his first NHL postseason point (assist) on Apr. 23 at VAN
- Had a pair of multi-goal games in the regular season, Jan. 9 vs. FLA and Mar. 11 vs. ANA

CAREER HIGHLIGHTS

- Playing in his 13th NHL season, his seventh with the Flames
- Had four multi-point efforts and two five-game point streaks in 2013-14
- Matched career highs with four points and three assists at EDM on Mar. 22, 2014
- Played in his 700th NHL game on Feb. 4, 2014 at MTL
- Led the Flames in plus/minus (+7) and the forwards in blocked shots (30) in 2012-13
- Named the recipient of the Calgary's Ralph T. Scurfield Humanitarian Award for 2012-13
- Recorded his 200th career assist on Mar. 29, 2013 vs. CBJ
- Registered his 300th career point with an assist on Mar. 9, 2013 at LAK
- Scored his 100th career goal on Mar. 9, 2012 vs. WPG
- Set career highs in goals (19) and points (57) in 82 games between the Flames and Maple Leafs in 2009-10
- Scored his first goal as a Flame (the game winner) on Feb. 3, 2010 vs. CAR
- Led Toronto in power play goals (7) and was second in assists (23) and points (39) when he was traded to Calgary
- Twice tied the Leafs record for assists in a period with three on Nov. 13, 2008 at EDM and on Feb. 25, 2008 at OTT
- Shared the NHL lead in shorthanded points (8) in 2005-06
- Finished third on the AHL's St. John's Maple Leafs in goals (23) and points (43) in 2004-05
- Was tied for seventh among NHL rookies in goals (14) and tied for 13th in points (27) and played in the NHL YoungStars Game in 2003-04
- Spent his entire three-year junior career with the Belleville Bulls of the OHL
- Was fifth in the OHL in assists (60), shorthanded goals (5), and plus/minus (+41) in 2002-03
- Named the OHL Eastern Conference's Most Underrated Player in 2001-02

CAREER VS. NHL

TEAM	GP	G	A	PTS	PIM
ANA	20	3	7	10	12
ARI	21	3	9	12	12
BOS	43	6	7	13	20
BUF	42	9	13	22	36
CGY	7	2	4	6	2
CAR	29	6	5	11	12
CHI	21	3	8	11	4
COL	24	5	6	11	12
CBJ	17	1	5	6	10
DAL	21	3	3	6	6
DET	20	2	8	10	14
EDM	31	4	15	19	8
FLA	27	4	6	10	9
LAK	22	2	2	4	6
MIN	28	4	8	12	10
MTL	45	10	13	23	48
NSH	19	3	7	10	8
NJD	22	7	5	12	10
NYI	26	8	14	22	14
NYR	25	2	7	9	14
OTT	44	11	17	28	22
PHI	25	2	12	14	2
PIT	29	4	10	14	24
SJS	23	2	6	8	14
STL	18	1	1	2	12
TBL	28	7	3	10	6
TOR	8	3	1	4	0
VAN	32	4	13	17	39
WSH	28	3	6	9	12
WPG	29	6	10	16	8
TOTAL	774	130	231	361	406

CAREER PLAYOFFS VS. NHL

TEAM	GP	G	A	PTS	PIM
ANA	5	0	0	0	4
OTT	3	0	0	0	2
VAN	6	1	3	4	17
TOTAL	14	1	3	4	23



6 | DENNIS WIDEMAN

Defence | Shoots: Right | 6'0" | 202 lbs. | DOB: Mar. 20, 1983 | Birthplace: Kitchener, ON

DRAFTED: Selected by Buffalo in the eighth round (241st overall) in the 2002 NHL Entry Draft

CAREER REGULAR SEASON								CAREER PLAYOFFS					
SEASON	CLUB	LEAGUE	GP	G	A	PTS	PIM	GP	G	A	PTS	PIM	
1999-00	Sudbury	OHL	63	10	26	36	64	12	1	2	3	22	
2000-01	Sudbury	OHL	25	7	11	18	37	-	-	-	-	-	
	London	OHL	24	8	8	16	38	5	0	4	4	6	
2001-02	London	OHL	65	27	42	69	141	12	4	9	13	26	
2002-03	London	OHL	55	20	27	47	83	14	6	6	12	10	
2003-04	London	OHL	60	24	41	65	85	15	7	10	17	17	
2004-05	Worcester	AHL	79	13	30	43	65	-	-	-	-	-	
2005-06	Peoria	AHL	12	2	4	6	31	-	-	-	-	-	
	St. Louis	NHL	67	8	16	24	83	-	-	-	-	-	
2006-07	St. Louis	NHL	55	5	17	22	44	-	-	-	-	-	
	Boston	NHL	20	1	2	3	27	-	-	-	-	-	
2007-08	Boston	NHL	81	13	23	36	70	6	0	3	3	0	
2008-09	Boston	NHL	79	13	37	50	34	11	0	7	7	4	
2009-10	Boston	NHL	76	6	24	30	34	13	1	11	12	4	
2010-11	Florida	NHL	61	9	24	33	33	-	-	-	-	-	
	Washington	NHL	14	1	6	7	6	-	-	-	-	-	
2011-12	Washington	NHL	82	11	35	46	46	14	0	3	3	2	
2012-13	Calgary	NHL	46	6	16	22	12	-	-	-	-	-	
2013-14	Calgary	NHL	46	4	17	21	18	-	-	-	-	-	
2014-15	Calgary	NHL	80	15	41	56	34	11	0	7	7	12	
TOTAL			NHL	707	92	258	350	441	55	1	31	32	22
			FLAMES	172	25	74	99	64	11	0	7	7	12
			AHL	91	15	34	49	96	-	-	-	-	-
			OHL	292	96	155	251	448	58	18	31	49	81

NHL HIGHLIGHTS

CAREER FIRSTS

FIRST NHL GAME: at CBJ on Nov. 9, 2005

FIRST NHL GOAL: vs. CBJ on Dec. 1, 2005

FIRST NHL ASSIST: at NSH on Nov. 12, 2005

LONGEST PERSONAL STREAKS

GOALS: 4 games (1x), Oct. 19 – 25, 2014 (4G, 1A)

ASSISTS: 5 games (2x), Most Recent: Mar. 6 – 13, 2012 (5A)

POINTS: 7 games (3x), Most Recent: Oct. 8 – 22, 2011 (2G, 5A)

CAREER HIGHS

GOALS: 2 (3x), Most Recent: vs. COL on Dec. 4, 2014

ASSISTS: 3 (2x), Most Recent: vs. ANA on Mar. 11, 2015

POINTS: 4 (1x), vs. TOR on Dec. 9, 2011 (2G, 2A)

SHOTS: 9 (1x), vs. CBJ on Dec. 1, 2005

PIM: 8 (1x), vs. EDM on Apr. 9, 2006

MULTI-POINT GAMES: 59, Most Recent: vs. CGY on Apr. 9, 2015 (2A)

PLAYOFFS

2008, 2009, 2010, 2012, 2015: 55 games – 32 points (1G, 31A)

SHOOTOUTS

2-of-8 (25.0%), 1 Game-Deciding Goal

CAREER TRANSACTIONS / CONTRACT STATUS

2004: Signed as a free agent by the St. Louis Blues.

2007: Traded to Boston in exchange for Brad Boyes.

2010: Traded to Florida with a first round pick in the 2010 NHL Entry Draft and a third round pick in the 2011 NHL Entry Draft in exchange for Greg Campbell and Nathan Horton.

2011: Traded to Washington in exchange for Jake Hauswirth and a third round pick in the 2011 NHL Entry Draft.

2012: Traded to Calgary in exchange for Jordan Henry and a fifth round pick in the 2013 NHL Entry Draft.

CONTRACT: Signed through 2016-17 season. Becomes an unrestricted free agent in 2017-18.

2014-15 HIGHLIGHTS

- Played in all 11 postseason games for the Flames and led the team in assists (7)
- Recorded a pair of assists in Calgary's final game of the playoffs on May 10 at ANA
- Assisted on the overtime winner on May 5 vs. ANA
- Had a pair of assists on Apr. 21 vs. VAN
- Led all Flames defencemen and set career highs in points (56), goals (15), and assists (41) in the regular season and finished fourth, tied for sixth, and tied for eighth in those categories among NHL blueliners
- Was second on the Flames with 15 multi-point games and had the second and third multi-goal games of his career on Nov. 18 vs. ANA and Dec. 4 vs. COL
- Recorded three straight multi-point games from Apr. 4 – 9
- Played in his 700th career game on Mar. 25 at DAL
- Scored a goal for his 300th career point on Oct. 25 vs. WSH
- That goal was also part of a streak of scoring in four consecutive games from Oct. 19 – 25

CAREER HIGHLIGHTS

- Playing in his 11th NHL season, his fourth with the Flames
- Had the most ice-time in a game by any NHL player in the 2013-14 regular season with 38:05 on Jan. 18, 2014 at VAN
- Recorded a pair of assists and was a career high +5 on Oct. 26, 2013 vs. WSH
- In 2012-13, he led the Flames in average ice-time (25:09) and in blocked shots (100) and was the team's top defencemen in scoring with 22 points
- Scored his first goal with Calgary on Feb. 2, 2013 vs. CHI
- Had a pair of assists on Jan. 21, 2013 for his first points as a member of the Flames
- Made his Calgary debut on Jan. 20, 2013 vs. SJS
- Led all Capitals defencemen in points (46) in 2011-12, good for tied for 10th among NHL blueliners
- Shared the league lead among defencemen for power play goals (9) in 2010-11 and his 40 points that year were the most by a Washington d-man
- Appeared in all 13 playoff games for Boston in 2009-10 and led the team with 11 assists and 12 points in the postseason
- Scored his first playoff goal on Apr. 19, 2010 vs. BUF
- Finished sixth in the NHL in plus/minus (+32) in 2008-09
- Made his NHL postseason debut in 2007-08 on Apr. 10, 2008 at MTL and had his first point (assist) on Apr. 13, 2008 vs. MTL
- Was leading St. Louis defencemen in scoring with 22 points when he was traded to Boston on Feb. 27, 2007
- Split the 2005-06 season between the Blues and the AHL's Peoria Rivermen
- Led Worcester Icecats in scoring with 43 points in 2004-05
- Named to the 2004-05 AHL All-Star Game
- Split his five year junior career between Sudbury and London of the OHL
- Made the CHL Second All-Star Team in 2003-04 after leading OHL defencemen in goals (24)
- Scored the most goals (27) by an OHL defenceman in 2002-03

CAREER VS. NHL

TEAM	GP	G	A	PTS	PIM
ANA	19	5	14	19	17
ARI	21	1	12	13	12
BOS	11	2	5	7	2
BUF	31	3	7	10	18
CGY	8	2	4	6	2
CAR	29	3	12	15	14
CHI	28	5	9	14	8
COL	21	2	7	9	4
CBJ	24	4	7	11	14
DAL	17	3	6	9	22
DET	26	2	9	11	30
EDM	20	4	6	10	22
FLA	23	1	11	12	12
LAK	22	2	11	13	10
MIN	20	1	6	7	10
MTL	36	4	12	16	23
NSH	27	0	7	7	22
NJD	28	8	7	15	16
NYI	24	3	11	14	8
NYR	24	3	6	9	20
OTT	31	2	8	10	18
PHI	27	5	6	11	18
PIT	25	3	7	10	28
SJS	24	2	8	10	8
STL	15	2	4	6	12
TBL	26	3	13	16	12
TOR	30	7	16	23	14
VAN	21	1	4	5	11
WSH	21	5	8	13	18
WPG	28	4	15	19	16
TOTAL	707	92	258	350	441

CAREER PLAYOFFS VS. NHL

TEAM	GP	G	A	PTS	PIM
ANA	5	0	3	3	0
BOS	7	0	1	1	2
BUF	6	1	3	4	4
CAR	7	0	3	3	4
MTL	10	0	7	7	0
NYR	7	0	2	2	0
PHI	7	0	8	8	0
VAN	6	0	4	4	12
TOTAL	55	1	31	32	22



IN THE SYSTEM



51 | KEN
AGOSTINO

Left Wing | Shoots: Left | 6'0" | 202 lbs. | DOB: Apr. 30, 1992 | Birthplace: Flanders, NJ

DRAFTED: PIT - 5th round, 140th overall in the 2010 NHL Draft

ACQUIRED: Trade with Pittsburgh along with Ben Hanowski and Pittsburgh's 1st round pick in the 2013 NHL Draft in exchange for Jarome Iginla on March 27, 2013

REGULAR SEASON										PLAYOFFS				
SEASON	CLUB	LEAGUE	GP	G	A	PTS	PIM	GP	G	A	PTS	PIM		
2010-11	Yale	ECAC	31	11	14	25	30	-	-	-	-	-		
2011-12	Yale	ECAC	33	14	20	34	32	-	-	-	-	-		
2012-13	Yale	ECAC	37	17	24	41	32	-	-	-	-	-		
2013-14	Yale	ECAC	33	14	18	32	46	-	-	-	-	-		
	Calgary	NHL	8	1	1	2	0	-	-	-	-	-		
2014-15	Adirondack	AHL	67	15	28	43	52	-	-	-	-	-		
	TOTAL	AHL	67	15	28	43	52	-	-	-	-	-		
		NHL	8	1	1	2	0	-	-	-	-	-		
		ECAC	134	56	76	132	140	-	-	-	-	-		



54 | RASMUS
ANDERSSON

Defence | Shoots: Right | 6'1" | 214 lbs. | DOB: Oct. 27, 1996 | Birthplace: Malmo, SWE

ACQUIRED: 2nd round, 53rd overall in the 2015 NHL Draft

REGULAR SEASON										PLAYOFFS				
SEASON	CLUB	LEAGUE	GP	G	A	PTS	PIM	GP	G	A	PTS	PIM		
2012-13	Malmo	SWE-1	38	3	8	11	22	-	-	-	-	-		
2013-14	Malmo	SWE-1	43	3	10	13	26	-	-	-	-	-		
2014-15	Barrie	OHL	67	12	52	64	88	9	1	3	4	6		
	TOTAL	OHL	67	12	52	64	88	9	1	3	4	6		
		SWE-1	81	6	18	24	48	-	-	-	-	-		



46 | BILL
ARNOLD

Centre | Shoots: Right | 6'0" | 193 lbs. | DOB: May 13, 1992 | Birthplace: Needham, MA
ACQUIRED: 4th round, 108th overall in the 2010 NHL Draft

REGULAR SEASON								PLAYOFFS				
SEASON	CLUB	LEAGUE	GP	G	A	PTS	PIM	GP	G	A	PTS	PIM
2009-10	US Dev.	USHL	26	8	15	23	20	-	-	-	-	-
2010-11	Boston College	H-EAST	39	10	10	20	38	-	-	-	-	-
2011-12	Boston College	H-EAST	42	17	19	36	46	-	-	-	-	-
	USA U-20	WJC	6	3	3	6	4	-	-	-	-	-
2012-13	Boston College	H-EAST	38	17	18	35	40	-	-	-	-	-
2013-14	Boston College	H-EAST	40	14	39	53	51	-	-	-	-	-
	Calgary	NHL	1	0	0	0	0	-	-	-	-	-
2014-15	Adirondack	AHL	61	15	23	38	30	-	-	-	-	-
	TOTAL	NHL	1	0	0	0	0	-	-	-	-	-
		AHL	61	15	23	38	30	-	-	-	-	-
		H-EAST	159	58	86	144	175	-	-	-	-	-
		USHL	26	8	15	23	20	-	-	-	-	-



98 | RILEY
BRUCE

Defence | Shoots: Right | 6'7" | 204 lbs. | DOB: Jul. 16, 1997 | Birthplace: Carp, ON
ACQUIRED: 7th round, 196th overall in the 2015 NHL Draft

REGULAR SEASON								PLAYOFFS				
SEASON	CLUB	LEAGUE	GP	G	A	PTS	PIM	GP	G	A	PTS	PIM
2012-13	Gloucester	CCHL	8	0	0	0	4	-	-	-	-	-
2013-14	North Bay	OHL	57	0	4	4	39	15	0	1	1	9
2014-15	North Bay	OHL	52	0	3	3	32	15	1	0	1	6
	TOTAL	OHL	109	0	7	7	71	30	1	1	2	15
		CCHL	8	0	0	0	4	-	-	-	-	-



62 | AUSTIN
CARROLL

Left Wing | Shoots: Right | 6'3" | 212 lbs. | DOB: Mar. 26, 1994 | Birthplace: Scottsdale, AZ
ACQUIRED: 7th round, 184th overall in the 2014 NHL Draft

REGULAR SEASON								PLAYOFFS				
SEASON	CLUB	LEAGUE	GP	G	A	PTS	PIM	GP	G	A	PTS	PIM
2010-11	Coquitlam	BCHL	42	6	5	11	28	4	0	0	0	4
2011-12	Victoria	WHL	62	8	12	20	80	4	2	0	2	6
2012-13	Victoria	WHL	67	15	27	42	152	4	1	1	2	2
2013-14	Victoria	WHL	70	34	23	57	114	9	5	3	8	16
2014-15	Victoria	WHL	69	38	39	77	124	10	1	8	9	8
	TOTAL	WHL	268	95	101	196	470	27	9	12	21	32
		BCHL	42	6	5	11	28	4	0	0	0	4



63 | RYAN
CULKIN

Defence | Shoots: Left | 6'2" | 191 lbs. | DOB: Dec. 15, 1993 | Birthplace: Montreal, QC

ACQUIRED: 5th round, 124th overall in the 2012 NHL Draft

REGULAR SEASON								PLAYOFFS				
SEASON	CLUB	LEAGUE	GP	G	A	PTS	PIM	GP	G	A	PTS	PIM
2010-11	Quebec	QMJHL	40	6	5	11	12	18	0	5	5	4
2011-12	Quebec	QMJHL	60	6	19	25	28	10	0	7	7	8
2012-13	Quebec	QMJHL	67	5	40	45	46	11	2	4	6	10
2013-14	Quebec	QMJHL	38	5	31	36	26	-	-	-	-	-
	Drummondville	QMJHL	27	3	11	14	18	11	2	9	11	6
2014-15	Adirondack	AHL	37	1	17	18	18	-	-	-	-	-
	TOTAL	AHL	37	1	17	18	18	-	-	-	-	-
		QMJHL	232	25	106	131	130	50	4	25	29	28



95 | MATTHEW
DEBLOUW

Centre | Shoots: Left | 6'1" | 180 lbs. | DOB: Sep. 17, 1993 | Birthplace: Chesterfield, MI

ACQUIRED: 7th round, 186th overall in the 2012 NHL Draft

REGULAR SEASON								PLAYOFFS				
SEASON	CLUB	LEAGUE	GP	G	A	PTS	PIM	GP	G	A	PTS	PIM
2010-11	Muskegon	USHL	33	2	4	6	51	6	3	5	8	6
2011-12	Muskegon	USHL	58	11	23	34	50	-	-	-	-	-
2012-13	Michigan St.	CCHA	42	10	11	21	34	-	-	-	-	-
2013-14	Michigan St.	CCHA	23	0	4	4	17	-	-	-	-	-
2014-15	Michigan St.	BIG 10	35	8	5	13	28	-	-	-	-	-
	TOTAL	BIG 10	35	8	5	13	28	-	-	-	-	-
		CCHA	65	10	15	25	51	-	-	-	-	-
		USHL	91	13	27	40	101	6	3	5	8	6



65 | TURNER
ELSON

Left Wing | Shoots: Left | 6'0" | 195 lbs. | DOB: Sep. 13, 1992 | Birthplace: St. Albert, AB

ACQUIRED: Signed as a free agent on September 22, 2011

REGULAR SEASON								PLAYOFFS				
SEASON	CLUB	LEAGUE	GP	G	A	PTS	PIM	GP	G	A	PTS	PIM
2009-10	Red Deer	WHL	66	9	8	17	94	4	0	0	0	4
2010-11	Red Deer	WHL	68	16	15	31	124	9	0	4	4	23
2011-12	Red Deer	WHL	56	21	25	46	59	-	-	-	-	-
	Abbotsford	AHL	1	0	0	0	2	-	-	-	-	-
2012-13	Red Deer	WHL	64	26	31	57	60	9	5	4	9	6
	Abbotsford	AHL	2	0	0	0	0	-	-	-	-	-
2013-14	Abbotsford	AHL	37	2	1	3	19	-	-	-	-	-
	Alaska	ECHL	18	5	10	5	18	21	7	4	11	16
2014-15	Adirondack	AHL	59	17	13	30	52	-	-	-	-	-
TOTAL		AHL	99	19	14	33	73	-	-	-	-	-
		ECHL	18	5	10	15	18	21	7	4	11	16
		WHL	254	72	79	151	337	22	5	8	13	33




36 | JON
GILLIES

Goaltender | Catches: Left | 6'6" | 235 lbs. | DOB: Jan. 22, 1994 | Birthplace: South Portland, ME

ACQUIRED: 3rd round, 75th overall in the 2012 NHL Draft

REGULAR SEASON											PLAYOFFS						
SEASON	CLUB	LEAGUE	GP	W	L	T	MINS	GA	SO	GAA	GP	W	L	MINS	GA	SO	GAA
2010-11	Indiana	USHL	25	15	6	2	1447	68	3	2.82	-	-	-	-	-	-	-
2011-12	Indiana	USHL	53	31	11	9	2967	137	3	2.77	-	-	-	-	-	-	-
2012-13	Providence	H-EAST	35	17	12	6	2105	73	5	2.08	-	-	-	-	-	-	-
	USA U-20	WJC	1	0	0	0	20	7	0	0.00	-	-	-	-	-	-	-
2013-14	Providence	H-EAST	34	19	9	5	2027	73	4	2.16	-	-	-	-	-	-	-
	USA U-20	WJC	4	2	2	0	238	11	0	2.77	-	-	-	-	-	-	-
2014-15	Providence	H-EAST	39	24	13	2	2301	77	4	2.01	-	-	-	-	-	-	-
TOTAL		H-EAST	108	60	34	13	6433	223	13	2.08	-	-	-	-	-	-	-
		USHL	78	46	17	11	4414	205	6	2.79	-	-	-	-	-	-	-



83 | JOHN
GILMOUR

Defence | Shoots: Left | 5'11" | 180 lbs. | DOB: May 17, 1993 | Birthplace: Montreal, QC

ACQUIRED: 7th round, 198th overall in the 2013 NHL Draft

REGULAR SEASON							PLAYOFFS					
SEASON	CLUB	LEAGUE	GP	G	A	PTS	PIM	GP	G	A	PTS	PIM
2011-12	Cedar Rap.	USHL	58	10	14	24	14	2	0	1	1	0
2012-13	Providence	H-EAST	38	4	9	13	35	-	-	-	-	-
2013-14	Providence	H-EAST	39	5	13	18	22	-	-	-	-	-
2014-15	Providence	H-EAST	30	4	7	11	10	-	-	-	-	-
TOTAL		H-EAST	107	13	29	42	67	-	-	-	-	-
		USHL	58	10	14	24	14	2	0	1	1	0



57 | DEREK
GRANT

Centre | Shoots: Left | 6'3" | 202 lbs. | DOB: Apr. 20, 1990 | Birthplace: Abbotsford, BC

DRAFTED: OTT - 4th round, 119th overall in the 2008 NHL Draft

ACQUIRED: Signed as a free agent on July 1, 2015

REGULAR SEASON							PLAYOFFS					
SEASON	CLUB	LEAGUE	GP	G	A	PTS	PIM	GP	G	A	PTS	PIM
2009-10	Michigan St.	CCHA	38	12	18	30	10	-	-	-	-	-
2010-11	Binghamton	AHL	14	1	5	6	0	7	1	1	2	2
	Michigan St.	CCHA	38	8	25	33	44	-	-	-	-	-
Binghamton	AHL	60	8	15	23	26	-	-	-	-	-	
2012-13	Ottawa	NHL	5	0	0	0	0	-	-	-	-	-
	Binghamton	AHL	63	19	9	28	37	3	0	0	0	6
2013-14	Ottawa	NHL	20	0	2	2	4	-	-	-	-	-
	Binghamton	AHL	46	12	10	22	30	4	0	1	1	2
2014-15	Binghamton	AHL	73	21	17	38	45	-	-	-	-	-
TOTAL		NHL	25	0	2	2	4	-	-	-	-	-
		AHL	256	61	56	117	138	14	1	2	3	10
		CCHA	76	20	43	63	54	-	-	-	-	-



97 | TIM
HARRISON

Right Wing | Shoots: Right | 6'3" | 200 lbs. | DOB: Jan. 11, 1994 | Birthplace: Duxbury, MA

ACQUIRED: 6th round, 157th overall in the 2013 NHL Draft

REGULAR SEASON							PLAYOFFS					
SEASON	CLUB	LEAGUE	GP	G	A	PTS	PIM	GP	G	A	PTS	PIM
2012-13	Dexter	HIGH-MA	28	24	27	51	56	-	-	-	-	-
2013-14	Colgate	ECAC	34	0	5	5	20	-	-	-	-	-
2014-15	Colgate	ECAC	37	7	4	11	24	-	-	-	-	-
TOTAL		ECAC	71	7	9	16	44	-	-	-	-	-
		HIGH-MA	28	24	27	51	56	-	-	-	-	-



64 | GARNET
HATHAWAY

Centre | Shoots: Right | 6'2" | 208 lbs. | DOB: Nov. 23, 1991 | Birthplace: Kennebunkport, ME

ACQUIRED: Signed as a free agent on March 14, 2014

REGULAR SEASON								PLAYOFFS				
SEASON	CLUB	LEAGUE	GP	G	A	PTS	PIM	GP	G	A	PTS	PIM
2010-11	Brown	ECAC	31	5	9	14	42	-	-	-	-	-
2011-12	Brown	ECAC	26	3	5	8	48	-	-	-	-	-
2012-13	Brown	ECAC	33	6	15	21	47	-	-	-	-	-
2013-14	Brown	ECAC	31	6	9	15	41	-	-	-	-	-
	Abbotsford	AHL	8	0	0	0	10	1	0	0	0	10
2014-15	Adirondack	AHL	72	19	17	36	77	-	-	-	-	-
	TOTAL	AHL	80	19	17	36	87	1	0	0	0	10
		ECAC	121	20	38	58	178	-	-	-	-	-




78 | MITCHELL
HEARD

Centre | Shoots: Left | 6'1" | 205 lbs. | DOB: Mar. 12, 1992 | Birthplace: Bowmanville, ON

ACQUIRED: Signed as a free agent on July 15, 2015

REGULAR SEASON								PLAYOFFS				
SEASON	CLUB	LEAGUE	GP	G	A	PTS	PIM	GP	G	A	PTS	PIM
2009-10	Plymouth	OHL	16	2	1	3	4	-	-	-	-	-
2010-11	Plymouth	OHL	66	19	29	48	67	11	1	2	3	10
2011-12	Plymouth	OHL	57	29	28	57	111	13	4	7	11	26
2012-13	Lake Erie	AHL	23	1	3	4	72	-	-	-	-	-
	Plymouth	OHL	32	17	19	36	34	14	8	5	13	37
2013-14	Lake Erie	AHL	63	4	8	12	167	-	-	-	-	-
2014-15	Lake Erie	AHL	51	6	6	12	137	-	-	-	-	-
	Fort Wayne	ECHL	12	10	6	16	15	10	3	6	9	22
	TOTAL	AHL	137	11	17	28	376	-	-	-	-	-
		ECHL	12	10	6	16	15	10	3	6	9	22
		OHL	171	67	77	144	216	38	13	14	27	73




74 | BRANDON
HICKEY

Defence | Shoots: Left | 6'2" | 180 lbs. | DOB: Apr. 13, 1996 | Birthplace: Leduc, AB

ACQUIRED: 3rd round, 64th overall in 2014 NHL Draft

REGULAR SEASON								PLAYOFFS				
SEASON	CLUB	LEAGUE	GP	G	A	PTS	PIM	GP	G	A	PTS	PIM
2011-12	Spruce Grove	AJHL	2	0	0	0	2	-	-	-	-	-
2012-13	Spruce Grove	AJHL	55	1	6	7	11	16	0	0	0	12
2013-14	Spruce Grove	AJHL	49	4	18	22	29	13	0	5	5	4
2014-15	Boston U.	H-EAST	41	6	11	17	18	-	-	-	-	-
	TOTAL	H-EAST	41	6	11	17	18	-	-	-	-	-
		AJHL	106	5	24	29	42	29	0	5	5	16




77 | MARK
JANKOWSKI

Centre | Shoots: Left | 6'4" | 185 lbs. | DOB: Sep. 13, 1994 | Birthplace: Hamilton, ON

ACQUIRED: 1st round, 21st overall in the 2012 NHL Draft

REGULAR SEASON								PLAYOFFS				
SEASON	CLUB	LEAGUE	GP	G	A	PTS	PIM	GP	G	A	PTS	PIM
2011-12	Stanstead	HIGH/QC	57	53	41	94	N/A	-	-	-	-	-
2012-13	Providence	H-EAST	34	7	11	18	10	-	-	-	-	-
2013-14	Providence	H-EAST	39	13	12	25	14	-	-	-	-	-
2014-15	Providence	H-EAST	37	8	19	27	14	-	-	-	-	-
TOTAL			110	28	42	70	38	-	-	-	-	-
			HIGH/QC	57	53	41	94	N/A	-	-	-	-




73 | KEEGAN
KANZIG

Defence | Shoots: Left | 6'7" | 247 lbs. | DOB: Feb. 26, 1995 | Birthplace: Athabasca, AB

ACQUIRED: 3rd round, 67th overall in the 2013 NHL Draft

REGULAR SEASON								PLAYOFFS				
SEASON	CLUB	LEAGUE	GP	G	A	PTS	PIM	GP	G	A	PTS	PIM
2011-12	Victoria	WHL	63	0	2	2	66	4	0	0	0	8
2012-13	Victoria	WHL	70	0	7	7	159	6	1	0	1	10
2013-14	Victoria	WHL	63	3	5	8	99	7	0	1	1	17
2014-15	Victoria	WHL	21	0	6	6	51	-	-	-	-	-
	Calgary	WHL	49	3	13	16	115	17	0	3	3	31
TOTAL			266	6	33	39	490	34	1	4	5	66



89 | PAVEL
KARNAUKHOV

Centre | Shoots: Left | 6'3" | 206 lbs. | DOB: Mar. 15, 1997 | Birthplace: Minsk, Belarus

ACQUIRED: 5th round, 136th overall in the 2015 NHL Draft

REGULAR SEASON								PLAYOFFS				
SEASON	CLUB	LEAGUE	GP	G	A	PTS	PIM	GP	G	A	PTS	PIM
2014-15	Calgary	WHL	69	20	22	42	51	17	6	5	11	10
TOTAL			69	20	22	42	51	17	6	5	11	10



45 | MORGAN
KLIMCHUK

Left Wing | Shoots: Left | 6'0" | 185 lbs. | DOB: Mar. 2, 1995 | Birthplace: Calgary, AB

ACQUIRED: 1st round, 28th overall in the 2013 NHL Draft

REGULAR SEASON								PLAYOFFS				
SEASON	CLUB	LEAGUE	GP	G	A	PTS	PIM	GP	G	A	PTS	PIM
2010-11	Regina	WHL	5	0	1	1	0	-	-	-	-	-
2011-12	Regina	WHL	67	18	18	36	27	5	0	1	1	2
2012-13	Regina	WHL	72	36	40	76	20	-	-	-	-	-
2013-14	Regina	WHL	57	30	44	74	27	4	3	2	5	2
	Abbotsford	AHL	4	0	0	0	4	-	-	-	-	-
2014-15	Regina	WHL	27	14	16	30	12	-	-	-	-	-
	Brandon	WHL	33	20	30	50	12	13	3	10	13	2
TOTAL		AHL	4	0	0	0	4	-	-	-	-	-
		WHL	261	118	149	567	98	22	6	13	19	6



61 | BRETT
KULAK

Defence | Shoots: Left | 6'2" | 187 lbs. | DOB: Jan. 6, 1994 | Birthplace: Stony Plain, AB

ACQUIRED: 4th round, 105th overall in the 2012 NHL Draft

REGULAR SEASON								PLAYOFFS				
SEASON	CLUB	LEAGUE	GP	G	A	PTS	PIM	GP	G	A	PTS	PIM
2010-11	Vancouver	WHL	3	0	0	0	0	-	-	-	-	-
2011-12	Vancouver	WHL	72	9	15	24	22	6	0	4	4	2
2012-13	Vancouver	WHL	72	12	32	44	34	-	-	-	-	-
	Abbotsford	AHL	4	0	0	0	0	-	-	-	-	-
2013-14	Vancouver	WHL	69	14	46	60	51	4	1	2	3	7
	Abbotsford	AHL	6	1	2	3	2	4	0	0	0	2
2014-15	Calgary	NHL	1	0	0	0	2	-	-	-	-	-
	Adirondack	AHL	26	4	9	13	27	-	-	-	-	-
	Colorado	ECHL	39	9	21	30	15	-	-	-	-	-
TOTAL		NHL	1	0	0	0	2	-	-	-	-	-
		AHL	36	5	11	16	29	4	0	0	0	2
		ECHL	39	9	21	30	15	-	-	-	-	-
		WHL	216	35	93	128	107	10	1	6	7	9



58 | OLIVER
KYLINGTON

Defence | Shoots: Left | 6'0" | 183 lbs. | DOB: May 19, 1997 | Birthplace: Stockholm, SWE

ACQUIRED: 2nd round, 60th overall in the 2015 NHL Draft

REGULAR SEASON								PLAYOFFS				
SEASON	CLUB	LEAGUE	GP	G	A	PTS	PIM	GP	G	A	PTS	PIM
2013-14	Farjestads	SHL	32	2	4	6	6	12	0	2	2	2
2014-15	Farjestads	SHL	18	2	3	5	4	-	-	-	-	-
	AIK	SWE-1	17	4	3	7	6	-	-	-	-	-
TOTAL		SWE-1	17	4	3	7	6	-	-	-	-	-
		SHL	50	4	7	11	10	12	0	2	2	2



56 | RYAN
LOMBERG

Left Wing | Shoots: Left | 5'9" | 187 lbs. | DOB: Dec. 9, 1994 | Birthplace: Richmond Hill, ON

ACQUIRED: Signed as a free agent on September 4, 2015

REGULAR SEASON								PLAYOFFS				
SEASON	CLUB	LEAGUE	GP	G	A	PTS	PIM	GP	G	A	PTS	PIM
2011-12	Muskegon	USHL	52	22	18	40	154	-	-	-	-	-
2012-13	Maine	H-EAST	32	7	7	14	42	-	-	-	-	-
2013-14	Maine	H-EAST	34	11	7	18	40	-	-	-	-	-
2014-15	Youngstown	USHL	56	24	19	43	146	4	1	1	2	6
TOTAL		H-EAST	66	18	14	32	82	-	-	-	-	-
		USHL	108	46	37	83	300	4	1	1	2	6



88 | ANDREW
MANGIAPANE

Left Wing | Shoots: Left | 5'10" | 177 lbs. | DOB: Apr. 4, 1996 | Birthplace: Bolton, ON

ACQUIRED: 6th round, 166th overall in the 2015 NHL Draft


REGULAR SEASON								PLAYOFFS				
SEASON	CLUB	LEAGUE	GP	G	A	PTS	PIM	GP	G	A	PTS	PIM
2013-14	Barrie	OHL	68	24	27	51	28	11	2	5	7	8
2014-15	Barrie	OHL	68	43	61	104	54	9	6	4	10	12
TOTAL		OHL	136	67	88	155	82	20	8	9	17	20



85 | LOUICK
MARCOTTE

Right Wing | Shoots: Right | 6'1" | 200 lbs. | DOB: Jan. 7, 1994 | Birthplace: Longueuil, QC
ACQUIRED: Signed as a free agent on June 8, 2015

REGULAR SEASON								PLAYOFFS				
SEASON	CLUB	LEAGUE	GP	G	A	PTS	PIM	GP	G	A	PTS	PIM
2010-11	PEI	QMJHL	20	2	1	3	8	-	-	-	-	-
2011-12	PEI	QMJHL	64	12	10	22	53	-	-	-	-	-
2012-13	PEI	QMJHL	63	27	27	54	62	6	0	2	2	4
2013-14	Val d'Or	QMJHL	67	42	58	100	47	24	12	25	37	12
2014-15	Gatineau	QMJHL	63	36	40	76	69	10	1	2	3	8
TOTAL		QMJHL	257	119	136	255	239	40	13	29	42	24



72 | MASON
McDONALD

Goaltender | Catches: Right | 6'4" | 200 lbs. | DOB: Apr. 23, 1996 | Birthplace: Halifax, NS
ACQUIRED: 2nd round, 34th overall in 2014 NHL Draft

REGULAR SEASON											PLAYOFFS						
SEASON	CLUB	LEAGUE	GP	W	L	T	MIN	GA	SO	GAA	GP	W	L	MIN	GA	SO	GAA
2012-13	Acadie-Bath.	QMJHL	26	6	8	3	1004	79	1	4.72	1	0	0	20	1	0	3.00
2013-14	Acadie-Bath.	QMJHL	13	3	7	1	655	39	0	3.57	-	-	-	-	-	-	-
	Charlottetown	QMJHL	16	5	8	2	519	53	0	3.35	4	0	4	200	22	0	6.58
2014-15	Charlottetown	QMJHL	56	28	22	4	3194	163	1	3.06	3	1	1	121	8	0	3.98
TOTAL		QMJHL	111	42	45	10	5801	334	2	3.45	8	1	5	341	31	0	5.45



53 | KENNEY
MORRISON

Defence | Shoots: Right | 6'2" | 201 lbs. | DOB: Feb. 13, 1992 | Birthplace: Lloydminster, AB
ACQUIRED: Signed as a free agent on March 19, 2015

REGULAR SEASON								PLAYOFFS				
SEASON	CLUB	LEAGUE	GP	G	A	PTS	PIM	GP	G	A	PTS	PIM
2010-11	Alberni Valley	BCHL	55	8	27	35	26	4	0	2	2	2
2011-12	Omaha	USHL	57	15	20	35	44	3	0	0	0	0
2012-13	W. Michigan	CCHA	38	7	13	20	32	-	-	-	-	-
2013-14	W. Michigan	NCHC	40	4	15	19	83	-	-	-	-	-
2014-15	W. Michigan	NCHC	37	5	10	15	36	-	-	-	-	-
	Adirondack	AHL	10	2	4	6	4	-	-	-	-	-
TOTAL		AHL	10	2	4	6	4	-	-	-	-	-
		NCHC	77	9	25	34	119	-	-	-	-	-
		CCHA	38	7	13	20	32	-	-	-	-	-
		USHL	57	15	20	35	44	3	0	0	0	0
		BCHL	55	8	27	35	26	4	0	2	2	2



33 | JAKUB
NAKLADAL

Defence | Shoots: Right | 6'2" | 212 lbs. | DOB: Dec. 30, 1987 | Birthplace: Pardubice, CZE

ACQUIRED: Signed as a free agent on May 19, 2015

REGULAR SEASON								PLAYOFFS				
SEASON	CLUB	LEAGUE	GP	G	A	PTS	PIM	GP	G	A	PTS	PIM
2006-07	Pardubice	CZECH	1	0	0	0	0	-	-	-	-	-
2007-08	Pardubice	CZECH	14	1	2	3	20	-	-	-	-	-
2008-09	Pardubice	CZECH	44	2	7	9	38	-	-	-	-	-
2009-10	Pardubice	CZECH	45	6	9	15	58	13	1	3	4	26
2010-11	Pardubice	CZECH	45	5	6	11	32	9	1	2	3	18
2011-12	Pardubice	CZECH	12	2	3	5	4	-	-	-	-	-
	Ufa	KHL	32	1	7	8	30	-	-	-	-	-
	Czech Rep.	WC	10	0	4	4	6	-	-	-	-	-
2012-13	Spartak	KHL	37	0	4	4	26	-	-	-	-	-
	Prague Lev	KHL	14	1	4	5	8	4	0	0	0	2
	Czech Rep.	WC	8	0	1	1	10	-	-	-	-	-
2013-14	Prague Lev	KHL	34	0	3	3	26	21	0	3	3	14
2014-15	TPS Turku	SM-LIIGA	50	3	12	15	63	-	-	-	-	-
	Czech Rep.	WC	10	0	5	5	4	-	-	-	-	-
TOTAL		SM-LIIGA	50	3	12	15	63	-	-	-	-	-
		KHL	117	2	18	20	90	25	0	3	3	16
		CZECH	161	16	27	43	152	22	2	5	7	44



68 | ADAM
OLLAS MATTSSON

Defence | Shoots: Left | 6'4" | 210 lbs. | DOB: Jul. 30, 1996 | Birthplace: Stockholm, SWE

ACQUIRED: 6th round, 175th overall in the 2014 NHL Draft

REGULAR SEASON								PLAYOFFS				
SEASON	CLUB	LEAGUE	GP	G	A	PTS	PIM	GP	G	A	PTS	PIM
2013-14	Djurgardens	SWE-JR	33	1	8	9	42	-	-	-	-	-
	Djurgardens	SWE-1	6	0	2	2	4	-	-	-	-	-
2014-15	Djurgardens	SWE-1	34	0	2	2	4	1	0	0	0	0
	Djurgardens	SWE-JR	19	1	6	7	42	7	0	2	2	29
TOTAL		SWE-1	40	0	4	4	8	1	0	0	0	0
		SWE-JR	52	2	14	16	84	11	0	4	4	31




28 | EMILIE
POIRIER

Right Wing | Shoots: Left | 6'2" | 196 lbs. | DOB: Dec. 14, 1994 | Birthplace: Montreal, QC

ACQUIRED: 1st round, 22nd overall in the 2013 NHL Draft

REGULAR SEASON								PLAYOFFS				
SEASON	CLUB	LEAGUE	GP	G	A	PTS	PIM	GP	G	A	PTS	PIM
2011-12	Gatineau	QMJHL	67	15	25	40	53	4	1	0	1	8
2012-13	Gatineau	QMJHL	65	32	38	70	101	10	6	4	10	14
2013-14	Gatineau	QMJHL	63	43	44	87	129	9	7	3	10	26
	Abbotsford	AHL	2	2	2	4	0	3	1	0	1	2
2014-15	Calgary	NHL	6	0	1	1	0	-	-	-	-	-
	Adirondack	AHL	55	19	23	42	50	-	-	-	-	-
TOTAL		NHL	6	0	1	1	0	-	-	-	-	-
		AHL	57	21	25	46	50	3	1	0	1	2
		QMJHL	195	90	107	197	283	23	14	7	21	48



RUSHAN
RAFIKOV

Defence | Shoots: Left | 6'1" | 185 lbs. | DOB: May 15, 1995 | Birthplace: Saratov, RUS

ACQUIRED: 7th round, 187th overall in the 2013 NHL Draft

REGULAR SEASON								PLAYOFFS				
SEASON	CLUB	LEAGUE	GP	G	A	PTS	PIM	GP	G	A	PTS	PIM
2012-13	Yaroslavl	MHL	53	1	9	10	38	-	-	-	-	-
2013-14	Yaroslavl	MHL	47	8	12	20	46	7	0	0	0	2
2014-15	Ryazan	VHL	35	1	17	18	16	5	1	2	3	0
	Yaroslavl	MHL	2	1	0	1	0	14	4	4	8	22
	RUS U-20	WJC	7	1	2	3	10	-	-	-	-	-
TOTAL		VHL	35	1	17	18	16	5	1	2	3	0
		MHL	102	10	21	31	84	21	4	4	8	24



76 | BLAIR
RILEY

Right Wing | Shoots: Right | 6'0" | 223 lbs. | DOB: Nov. 1, 1985 | Birthplace: Chase, BC

ACQUIRED: Signed as a free agent on September 4, 2015

REGULAR SEASON								PLAYOFFS				
SEASON	CLUB	LEAGUE	GP	G	A	PTS	PIM	GP	G	A	PTS	PIM
2006-07	Ferris St.	CCHA	34	3	6	9	44	-	-	-	-	-
2007-08	Ferris St.	CCHA	36	14	10	24	90	-	-	-	-	-
2008-09	Ferris St.	CCHA	37	7	9	16	70	-	-	-	-	-
2009-10	Springfield	AHL	3	0	0	0	2	-	-	-	-	-
	Ferris St.	CCHA	40	18	20	38	58	-	-	-	-	-
2010-11	San Antonio	AHL	4	1	0	1	0	-	-	-	-	-
	Peoria	AHL	8	0	2	2	7	-	-	-	-	-
	Las Vegas	ECHL	59	20	20	40	114	5	4	1	5	0
2011-12	Bridgeport Sound	AHL	55	7	4	11	77	3	0	0	0	2
	Chicago	ECHL	15	7	9	16	8	-	-	-	-	-
2012-13	Bridgeport Sound	AHL	74	7	8	15	165	-	-	-	-	-
2013-14	St. John's	AHL	71	7	4	21	133	21	3	3	6	18
2014-15	St. John's	AHL	70	8	10	18	116	-	-	-	-	-
TOTAL		AHL	285	30	28	58	500	24	7	4	11	20
		ECHL	74	27	29	56	122	5	4	1	5	0
		CCHA	147	42	45	87	262	-	-	-	-	-



50 | PATRICK
SIELOFF

Defence | Shoots: Left | 6'1" | 205 lbs. | DOB: May 15, 1994 | Birthplace: Ann Arbor, MI

ACQUIRED: 2nd round, 42nd overall in the 2012 NHL Draft

REGULAR SEASON								PLAYOFFS				
SEASON	CLUB	LEAGUE	GP	G	A	PTS	PIM	GP	G	A	PTS	PIM
2010-11	USA U-18	USHL	36	1	3	4	66	2	0	0	0	2
2011-12	USA U-18	USHL	24	0	2	2	55	-	-	-	-	-
2012-13	Windsor	OHL	45	3	8	11	85	-	-	-	-	-
	USA U-20	WJC	6	0	1	1	2	-	-	-	-	-
2013-14	Abbotsford	AHL	2	0	0	0	0	-	-	-	-	-
2014-15	Adirondack	AHL	48	2	3	5	78	-	-	-	-	-
TOTAL		AHL	50	2	3	5	78	-	-	-	-	-
		OHL	45	3	8	11	85	-	-	-	-	-
		USHL	60	1	5	6	121	2	0	0	0	2




40 | KENT
SIMPSON

Goaltender | Catches: Left | 6'2" | 200 lbs. | DOB: Mar. 26, 1992 | Birthplace: Edmonton, AB

ACQUIRED: Signed as a free agent on July 15, 2015

REGULAR SEASON											PLAYOFFS						
SEASON	CLUB	LEAGUE	GP	W	L	T	MINS	GA	SO	GAA	GP	W	L	MINS	GA	SO	GAA
2007-08	Everett	WHL	1	0	0	0	29	1	0	2.07	-	-	-	-	-	-	-
2008-09	Everett	WHL	27	8	11	4	1451	93	1	3.85	-	-	-	-	-	-	-
2009-10	Everett	WHL	34	22	9	1	1938	73	1	2.26	5	2	3	298	13	1	2.62
2010-11	Everett	WHL	53	21	20	9	3132	145	2	2.78	-	-	-	-	-	-	-
2011-12	Rockford	AHL	1	0	0	1	63	3	0	2.85	-	-	-	-	-	-	-
	Everett	WHL	60	20	31	7	3481	193	2	3.33	4	0	4	225	15	0	4.00
2012-13	Rockford	AHL	2	1	1	0	98	5	0	3.07	-	-	-	-	-	-	-
	Toledo	ECHL	41	20	14	5	2387	94	2	2.36	3	0	3	193	11	0	3.42
2013-14	Chicago	NHL	1	0	0	0	20	2	0	6.00	-	-	-	-	-	-	-
	Rockford	AHL	31	11	14	1	1615	98	0	3.64	-	-	-	-	-	-	-
2014-15	Bridgeport	AHL	4	1	3	0	207	9	0	2.61	-	-	-	-	-	-	-
	Colorado	ECHL	3	1	2	0	178	11	0	3.71	-	-	-	-	-	-	-
	Stockton	ECHL	26	7	17	1	1468	82	0	3.35	-	-	-	-	-	-	-
	TOTAL	NHL	1	0	0	0	20	2	0	6.00	-	-	-	-	-	-	-
		AHL	38	13	18	2	1983	115	0	3.48	-	-	-	-	-	-	-
		ECHL	70	28	33	6	4033	187	2	2.78	3	0	3	193	11	0	3.42
		WHL	175	71	71	21	10031	505	6	3.02	9	2	7	523	28	1	3.21



71 | HUNTER
SMITH

Right Wing | Shoots: Right | 6'8" | 223 lbs. | DOB: Sep. 11, 1995 | Birthplace: Windsor, ON

ACQUIRED: 2nd round, 54th overall in the 2014 NHL Draft

REGULAR SEASON								PLAYOFFS				
SEASON	CLUB	LEAGUE	GP	G	A	PTS	PIM	GP	G	A	PTS	PIM
2011-12	Windsor	OHL	15	1	0	1	19	2	0	0	0	0
2012-13	Oshawa	OHL	30	0	1	1	22	3	0	0	0	0
2013-14	Oshawa	OHL	64	16	24	40	100	12	3	8	11	25
2014-15	Oshawa	OHL	57	23	26	49	122	25	10	9	19	44
	TOTAL	OHL	166	40	51	91	263	42	13	17	30	69




43 | DUSTIN
STEVENSON

Defence | Shoots: Left | 6'5" | 215 lbs. | DOB: Aug. 12, 1989 | Birthplace: Gull Lake, SK

ACQUIRED: Signed as a free agent on August 20, 2014

REGULAR SEASON								PLAYOFFS				
SEASON	CLUB	LEAGUE	GP	G	A	PTS	PIM	GP	G	A	PTS	PIM
2006-07	La Ronge	SJHL	1	0	0	0	2	-	-	-	-	-
2007-08	La Ronge	SJHL	53	2	11	13	63	-	-	-	-	-
2008-09	La Ronge	SJHL	53	15	24	39	124	-	-	-	-	-
2009-10	La Ronge	SJHL	56	11	36	47	134	-	-	-	-	-
2010-11	South Carolina	ECHL	63	3	9	12	44	-	-	-	-	-
2011-12	South Carolina	ECHL	72	0	7	7	113	9	1	2	3	6
2012-13	Reading	ECHL	65	0	10	10	103	22	1	8	9	14
2013-14	Wilkes-Barre/Scranton	AHL	7	0	0	0	7	-	-	-	-	-
	Wheeling	ECHL	57	5	21	26	115	10	1	3	4	12
2014-15	Adirondack	AHL	45	3	8	11	94	-	-	-	-	-
	TOTAL	AHL	52	3	8	11	101	-	-	-	-	-
		ECHL	257	8	47	55	375	41	3	13	16	32
		SJHL	163	28	71	99	323	-	-	-	-	-



48 | BRYCE
VAN BRABANT

Left Wing | Shoots: Left | 6'3" | 207 lbs. | DOB: Nov. 12, 1991 | Birthplace: Morinville, AB

ACQUIRED: Signed as a free agent on March 29, 2014

REGULAR SEASON								PLAYOFFS				
SEASON	CLUB	LEAGUE	GP	G	A	PTS	PIM	GP	G	A	PTS	PIM
2008-09	Spruce Grove	AJHL	46	4	7	11	84	4	2	2	4	6
2009-10	Spruce Grove	AJHL	51	8	6	14	137	16	1	4	5	16
2010-11	Spruce Grove	AJHL	54	10	12	22	163	13	2	3	5	41
2011-12	Quinnipiac	ECAC	33	4	3	7	51	-	-	-	-	-
2012-13	Quinnipiac	ECAC	42	5	8	13	48	-	-	-	-	-
2013-14	Quinnipiac	ECAC	40	15	7	22	113	-	-	-	-	-
	Calgary	NHL	6	0	0	0	2	-	-	-	-	-
2014-15	Adirondack	AHL	52	8	7	15	54	-	-	-	-	-
	TOTAL	AHL	52	8	7	15	54	-	-	-	-	-
		NHL	6	0	0	0	2	-	-	-	-	-
		ECAC	115	24	18	42	212	-	-	-	-	-
		AJHL	151	22	25	47	384	-	-	-	-	-



26 | TYLER
WOTHERSPOON

Defence | Shoots: Left | 6'2" | 207 lbs. | DOB: Mar. 12, 1993 | Birthplace: Surrey, BC

ACQUIRED: 2nd round, 57th overall in the 2011 NHL Draft

SEASON	CLUB	REGULAR SEASON						PLAYOFFS				
		LEAGUE	GP	G	A	PTS	PIM	GP	G	A	PTS	PIM
2008-09	Portland	WHL	4	0	0	0	0	-	-	-	-	-
2009-10	Portland	WHL	43	1	4	5	21	2	0	0	0	0
2010-11	Portland	WHL	64	2	10	12	73	20	3	1	4	10
2011-12	Portland	WHL	67	7	21	28	42	22	1	6	7	6
2012-13	Portland	WHL	61	7	30	37	30	21	2	8	10	20
	CAN U-20	WJC	6	1	1	2	0	-	-	-	-	-
2013-14	Abbotsford	AHL	48	1	8	9	12	-	-	-	-	-
	Calgary	NHL	14	0	4	4	4	-	-	-	-	-
2014-15	Calgary	NHL	1	0	0	0	0	6	0	0	0	0
	Adirondack	AHL	61	2	22	24	20	-	-	-	-	-
TOTAL		NHL	15	0	4	4	4	6	0	0	0	0
		AHL	109	3	30	33	32	-	-	-	-	-
		WHL	239	17	65	82	166	65	6	15	21	36

2015-16 | CALGARY FLAMES

TRAINING CAMP ROSTER

ALPHABETICAL LINEUP

#	PLAYER NAME	POS.
51	Agostino, Kenny	LW
54	Andersson, Rasmus	LD
46	Arnold, Bill	C
11	Backlund, Mikael	C
47	Baillie, Tyson	RW
93	Bennett, Sam	C
52	Bollig, Brandon	LW
17	Bouma, Lance	LW
7	Brodie, T.J.	RD
98	Bruce, Riley	RD
86	Burke, Taylor	C
32	Byron, Paul	LW
62	Carroll, Austin	RW
8	Colborne, Joe	RW/C
63	Culkin, Ryan	LD
65	Elson, Turner	C
29	Engelland, Deryk	RD
79	Ferland, Micheal	LW
67	Frolik, Michael	RW
13	Gaudreau, Johnny	LW
36	Gillies, Jon	G
5	Giordano, Mark	LD
60	Granlund, Markus	C
57	Grant, Derek	C
27	Hamilton, Dougie	RD
64	Hathaway, Garnet	RW
78	Heard, Mitchell	C
1	Hiller, Jonas	G
24	Hudler, Jiri	RW
55	Johnson, Aaron	LD
19	Jones, David	RW
16	Jooris, Josh	C
73	Kanzig, Keegan	LD
89	Karnaukhov, Pavel	C
45	Klimchuk, Morgan	LW
61	Kulak, Brett	LD
58	Kylington, Oliver	LD
56	Lomborg, Ryan	LW
88	Mangiapane, Andrew	LW
87	Marchment, Mason	LW
85	Marcotte, Louick	RW
72	McDonald, Mason	G
23	Monahan, Sean	C
53	Morrison, Kenney	RD
3	Murray, Douglas	LD
33	Nakladal, Jakob	RD
37	Ortio, Joni	G
28	Poirier, Emile	RW
31	Ramo, Karri	G
21	Raymond, Mason	L/RW
76	Riley, Blair	RW
4	Russell, Kris	LD
70	Schneider, Nick	G
22	Shore, Drew	C
50	Sieloff, Patrick	LD
40	Simpson, Kent	G
15	Smid, Ladislav	LD
71	Smith, Hunter	RW
18	Stajan, Matt	C
43	Stevenson, Dustin	LD
48	Van Brabant, Bryce	LW
6	Wideman, Dennis	RD
44	Wilson, Ryan	LD
26	Wotherspoon, Tyler	LD

NUMERICAL LINEUP

#	PLAYER NAME	POS.
1	Hiller, Jonas	G
3	Murray, Douglas	LD
4	Russell, Kris	LD
5	Giordano, Mark	LD
6	Wideman, Dennis	RD
7	Brodie, T.J.	RD
8	Colborne, Joe	RW/C
11	Backlund, Mikael	C
13	Gaudreau, Johnny	LW
15	Smid, Ladislav	LD
16	Jooris, Josh	C
17	Bouma, Lance	LW
18	Stajan, Matt	C
19	Jones, David	RW
21	Raymond, Mason	L/RW
22	Shore, Drew	C
23	Monahan, Sean	C
24	Hudler, Jiri	RW
26	Wotherspoon, Tyler	LD
27	Hamilton, Dougie	RD
28	Poirier, Emile	RW
29	Engelland, Deryk	RD
31	Ramo, Karri	G
32	Byron, Paul	LW
33	Nakladal, Jakob	RD
36	Gillies, Jon	G
37	Ortio, Joni	G
40	Simpson, Kent	G
43	Stevenson, Dustin	LD
44	Wilson, Ryan	LD
45	Klimchuk, Morgan	LW
46	Arnold, Bill	C
47	Baillie, Tyson	RW
48	Van Brabant, Bryce	LW
50	Sieloff, Patrick	LD
51	Agostino, Kenny	LW
52	Bollig, Brandon	LW
53	Morrison, Kenney	RD
54	Andersson, Rasmus	LD
55	Johnson, Aaron	LD
56	Lomborg, Ryan	LW
57	Grant, Derek	C
58	Kylington, Oliver	LD
60	Granlund, Markus	C
61	Kulak, Brett	LD
62	Carroll, Austin	RW
63	Culkin, Ryan	LD
64	Hathaway, Garnet	RW
65	Elson, Turner	C
67	Frolik, Michael	RW
70	Schneider, Nick	G
71	Smith, Hunter	RW
72	McDonald, Mason	G
73	Kanzig, Keegan	LD
76	Riley, Blair	RW
78	Heard, Mitchell	C
79	Ferland, Micheal	LW
85	Marcotte, Louick	RW
86	Burke, Taylor	C
87	Marchment, Mason	LW
88	Mangiapane, Andrew	LW
89	Karnaukhov, Pavel	C
93	Bennett, Sam	C
98	Bruce, Riley	RD

2015 NHL DRAFT



In the second round of the 2015 NHL Draft the Flames selected Swedish defenceman Oliver Kylington with the 60th overall pick.



2015 FLAMES DRAFT SELECTIONS AND AMATEUR STATISTICS

RD	NO	PLAYER	POS.	HT.	WT.	SHOOTS	2014-15 CLUB	GP	G	A	PTS	PIM
2	45	Rasmus Andersson	D	6'0"	212	R	Barrie (OHL)	67	12	52	64	88
2	60	Oliver Kylington	D	6'0"	185	L	AIK (SWE-2)	17	4	3	7	6
							Farjestad (SWE)	18	2	3	5	4
							Farjestad (SWE-Jr)	10	4	3	7	2
5	136	Pavel Karnaukhov	LW	6'2"	194	L	Calgary (WHL)	69	20	22	42	51
6	166	Andrew Mangiapane	LW	5'10"	170	L	Barrie (OHL)	68	43	61	104	54
7	196	Riley Bruce	D	6'6"	205	R	North Bay (OHL)	52	0	3	3	32

2015

RD	NO	PLAYER	POS
2	45	Rasmus Andersson	D
2	60	Oliver Kylington	D
5	136	Pavel Karnaukhov	LW
6	166	Andrew Mangiapane	LW
7	196	Riley Bruce	D

2014

RD	NO	PLAYER	POS
1	4	Sam Bennett	C
2	34	Mason McDonald	G
2	54	Hunter Smith	RW
3	64	Brandon Hickey	D
6	175	Adam Ollas Mattsson	D
7	184	Austin Carroll	LW

2013

RD	NO	PLAYER	POS
1	6	Sean Monahan	C
1	22	Emile Poirier	LW
1	28	Morgan Klimchuk	LW
2	37	Keegan Kanzig	D
5	135	Eric Roy	D
6	157	Tim Harrison	RW
7	187	Rushan Rafikov	D
7	198	John Gilmour	D

2012

RD	NO	PLAYER	POS
1	21	Mark Jankowski	C
2	42	Patrick Sieloff	D
3	75	Jon Gillies	G
4	105	Brett Kulak	D
5	124	Ryan Culkin	D
6	165	Coda Gordon	LW
7	186	Matthew DeBlouw	C

2011

RD	NO	PLAYER	POS
1	13	Sven Baertschi	LW
2	45	Markus Granlund	C
2	57	Tyler Wotherspoon	D
4	104	Johnny Gaudreau	C
6	164	Laurent Brossoit	G

2010

RD	NO	PLAYER	POS
3	64	Maxwell Reinhart	C
3	73	Joey Leach	D
4	103	John Ramage	D
4	108	Bill Arnold	C
5	133	Micheal Ferland	LW
7	193	Patrick Holland	RW

AMATEUR AND ENTRY DRAFT 2009-1998

2009

RD	NO	PLAYER	POS
1	23	Tim Erixon	D
3	74	Ryan Howse	RW
4	111	Henrik Bjorklund	RW
5	141	Spencer Bennett	C/LW
6	171	Joni Ortio	G
7	201	Gaelan Patterson	C

2008

RD	NO	PLAYER	POS
1	25	Greg Nemisz	RW
2	48	Mitch Wahl	C
3	78	Lance Bouma	LW
4	108	Nicholas Larson	LW
4	114	T.J. Brodie	D
6	168	Ryley Grantham	LW
7	198	Alexander Deilert	D

2007

RD	NO	PLAYER	POS
1	24	Mikael Backlund	C
3	70	John Negrin	D
4	116	Keith Aulie	D
5	143	Mickey Renaud	C
7	186	C.J. Severyn	LW

2006

RD	NO	PLAYER	POS
1	26	Leland Irving	G
3	87	John Armstrong	C/RW
3	89	Aaron Marvin	C/W
4	118	Hugo Carpentier	C
5	149	Juuso Puustinen	RW
6	179	Jordan Fulton	C
7	187	Devin Didiomete	LW
7	209	Per Jonsson	D

2005

RD	NO	PLAYER	POS
1	26	Matt Pelech	D
3	69	Gord Baldwin	D
3	74	Dan Ryder	C
4	111	J.D. Watt	RW
5	128	Kevin Lalande	G
5	158	Matt Keetley	G
6	179	Brett Sutter	C
7	221	Myles Rumsey	D

2004

RD	NO	PLAYER	POS
1	24	Kris Chucko	LW
3	70	Brandon Prust	C/LW
3	98	Dustin Boyd	C
4	118	Aki Seitsonen	C
4	121	Kristopher Hogg	LW
6	173	Adam Pardy	D
6	182	Fred Wikner	W
7	200	Matthew Schneider	C
7	213	James Spratt	G
9	279	Adam Cracknell	RW

2003

RD	NO	PLAYER	POS
1	9	Dion Phaneuf	D
2	39	Tim Ramholt	D
3	97	Ryan Donally	LW
4	112	Jamie Tardif	RW
5	143	Greg Moore	RW
6	173	Tyler Johnson	C
7	206	Thomas Bellemare	D
8	240	Cam Cuning	LW
9	270	Kevin Harvey	LW

2002

RD	NO	PLAYER	POS
1	10	Eric Nystrom	LW
2	39	Brian McConnell	C
3	90	Matthew Lombardi	C
4	112	Yuri Artemenkov	W
5	141	Jiri Cetkovsky	C
5	142	Emanuel Peter	C
5	146	Victor Bobrov	F
5	159	Kristofer Persson	RW
6	176	Curtis McElhinney	G
7	206	David VanDerGulik	RW
7	207	Pierre Johnsson	D
8	238	Jyri Marttinen	D

2001

RD	NO	PLAYER	POS
1	14	Chuck Kobasew	RW
2	41	Andrei Taratukhin	C
2	56	Andrei Medvedev	G
4	108	Tomi Maki	RW
4	124	Egor Shastin	F
5	145	James Hakewill	D
5	164	Yuri Trubachev	C
7	207	Garrett Embridge	RW
7	220	David Moss	LW
8	233	Joe Campbell	D
8	251	Ville Hamalainen	F

2000

RD	NO	PLAYER	POS
1	9	Brent Krahn	G
2	40	Kurtis Foster	D
2	46	Jarret Stoll	C
4	116	Levente Szuper	G
5	141	Wade Davis	D
5	155	Travis Moen	LW
6	176	Jukka Hentunen	W
8	239	David Hajek	D
9	270	Micki Dupont	D

1999

RD	NO	PLAYER	POS
1	11	Oleg Saprykin	C
2	38	Dan Cavanaugh	C
3	77	Craig Andersson	G
4	106	Roman Rozakov	D
5	135	Matt Doman	RW
5	153	Jesse Cook	D
6	166	Cory Pecker	C
6	170	Matt Underhill	G
7	190	Blair Stayzer	LW
9	252	Dimitri Kirilenko	C

1998

RD	NO	PLAYER	POS
1	6	Rico Fata	RW/C
2	33	Blair Betts	C
3	62	Paul Manning	D
4	102	Shaun Sutter	R
4	108	Dany Sabourin	G
5	120	Brent Gauvreau	C
7	192	Radek Duda	LW
8	206	Jonas Frogen	D
9	234	Kevin Mitchell	D

AMATEUR AND ENTRY DRAFT 1997-1989

1997

RD	NO	PLAYER	POS
1	6	Daniel Tkaczuk	C
2	32	Evan Lindsay	G
2	42	John Tripp	RW
2	51	Dimitri Kokorev	D
3	60	Derek Schutz	C
3	70	Erik Andersson	C
4	92	Chris St. Croix	D
4	100	Ryan Ready	LW
5	113	Martin Moise	LW
6	140	Ilja Demidov	D
7	167	Jeremy Rondeau	LW
9	223	Dustin Paul	RW

1996

RD	NO	PLAYER	POS
1	13	Derek Morris	D
2	39	Travis Brigley	LW
2	40	Steve Begin	C
3	73	Dmitri Vlasenkov	LW
4	89	Toni Lydman	D
4	94	Christian Lefebvre	D
5	122	Josef Straka	C
8	202	Ryan Wade	RW
9	228	Ronald Petrovicky	RW

1995

RD	NO	PLAYER	POS
1	20	Denis Gauthier	D
2	46	Pavel Smirnov	C
3	72	Rocky Thompson	D
4	98	Jan Labraaten	LW
6	150	Clarke Wilm	LW
7	176	Ryan Gillis	D
9	233	Steve Shirreffs	D

1994

RD	NO	PLAYER	POS
1	19	Chris Dingman	LW
2	45	Dimitri Riabykin	D
3	77	Chris Clark	RW
4	91	Ryan Duthie	C
4	97	Johan Finnstrom	D
5	107	Nisse Ekman	W
5	123	Frank Appel	D
6	149	Patrik Haltia	G
7	175	Ladislav Kohn	RW
8	201	Keith McCambridge	D
9	227	Jorgen Jonsson	W
10	253	Mike Peluso	C
11	279	Pavel Torgajev	LW

1993

RD	NO	PLAYER	POS
1	18	Jesper Mattsson	RW
2	44	Jamie Allison	D
3	70	Dan Tompkins	LW
4	95	Jason Smith	D
4	96	Marty Murray	C
5	121	Darryl LaFrance	C
5	122	John Emmons	C
6	148	Andreas Karlsson	C
8	200	Derek Sylvester	C
10	252	German Titov	C
11	278	Burke Murphy	LW

1992

RD	NO	PLAYER	POS
1	6	Cory Stillman	C
2	30	Chris O'Sullivan	D
3	54	Mathias Johansson	C
4	78	Robert Svehla	D
5	102	Sami Helenius	D
6	126	Ravil Yakubov	C
6	129	Joel Bouchard	D
7	150	Pavel Rajnoha	D
8	174	Ryan Mulhern	C
9	198	Brandon Carper	D
10	222	Jonas Hoglund	RW
11	246	Andrei Potaichuk	LW

SUPPLEMENTARY DRAFT

6	James O'Brien	D
---	---------------	---

1991

RD	NO	PLAYER	POS
1	19	Niklas Sundblad	RW
2	41	Francois Groleau	D
3	52	Sandy McCarthy	RW
3	63	Brian Caruso	LW
4	85	Steven Magnusson	C
5	107	Jerome Butler	G
6	129	Bobby Marshall	D
7	140	Matt Hoffman	LW
7	151	Kelly Harper	C
8	173	David St. Pierre	C
9	195	David Struch	C
10	217	Sergei Zolotov	LW
11	239	Marko Jantunen	C
12	261	Andrei Trefilov	G

SUPPLEMENTARY DRAFT

25	Dean Larson	C
----	-------------	---

1990

RD	NO	PLAYER	POS
1	11	Trevor Kidd	G
2	26	Nicolas Perreault	D
2	32	Vesa Viitakoski	LW
2	41	Etienne Belzile	D
3	62	Glen Mears	D
4	83	Paul Kruse	LW
6	125	Chris Tschupp	C
7	146	Dimitri Frolov	D
8	167	Shawn Murray	G
9	188	Mike Murray	RW
10	209	Rob Sumner	D
12	251	Leo Gudas	D

SUPPLEMENTARY DRAFT

25	Lyle Wildgoose	C
----	----------------	---

1989

RD	NO	PLAYER	POS
2	24	Kent Manderville	LW
2	42	Ted Drury	C
3	50	Veli-Pekka Kautonen	D
3	63	Cory Lyons	RW
4	70	Robert Reichel	C
4	84	Ryan O'Leary	C
5	105	Toby Kearney	LW
7	147	Alex Nikolic	LW
8	168	Kevin Wortman	D
9	189	Sergei Gomolyakov	C
10	210	Dan Sawyer	D
11	231	Alexander Yudin	D
12	252	Kenneth Kennholt	D

SUPPLEMENTARY DRAFT

26	Shawn Heaphy	C
----	--------------	---

AMATEUR AND ENTRY DRAFT 1988-1980

1988

RD	NO	PLAYER	POS
1	21	Jason Muzzatti	G
2	42	Todd Harkins	RW
4	84	Gary Socha	C
5	85	Tomas Forslund	RW
5	90	Scott Matusovich	D
6	126	Jonas Bergqvist	RW
7	147	Stefan Nilsson	LW
8	168	Troy Kennedy	RW
9	189	Brett Peterson	D
10	210	Guy Darveau	D
11	231	Dave Tretowicz	D
12	252	Sergei Priakin	RW
SUPPLEMENTARY DRAFT			
26		Jerry Tarrant	D

1987

RD	NO	PLAYER	POS
1	19	Bryan Deasley	LW
2	25	Stephane Matteau	LW
2	40	Kevin Grant	D
3	61	Scott Mahoney	LW
4	70	Tim Harris	RW
5	103	Tim Corkery	D
6	124	Joe Aloï	D
7	145	Peter Ciavaglia	C
8	166	Theoren Fleury	C
9	187	Mark Osiecki	D
10	208	William Sedergren	D
11	229	Peter Hasselblad	D
12	250	Magnus Svensson	D
SUPPLEMENTARY DRAFT			
		Peter Lappin	C

1986

RD	NO	PLAYER	POS
1	16	George Pelawa	RW
2	37	Brian Glynn	D
4	79	Tom Quinlan	RW
5	100	Scott Bloom	LW
6	121	John Parker	C
7	142	Rick Lessard	D
8	163	Mark Olsen	D
9	184	Warren Sharples	G
10	205	Doug Pickell	LW
11	226	Anders Lindstrom	C
12	247	Antonin Stavjana	D
SUPPLEMENTARY DRAFT			
		Steve MacSwain	RW

1985

RD	NO	PLAYER	POS
1	17	Chris Biotti	D
2	27	Joe Nieuwendyk	C
2	38	Jeff Wenaas	C
3	59	Lane MacDonald	LW
4	80	Roger Johansson	D
5	101	Esa Keskinen	C
6	122	Tim Sweeney	C
7	143	Stu Grimson	LW
8	164	Nate Smith	D
9	185	Darryl Olsen	D
10	206	Peter Romberg	D
11	227	Alex Koznevnikov	-
12	248	Bill Gregoire	D

1984

RD	NO	PLAYER	POS
1	12	Gary Roberts	LW
2	33	Ken Sabourin	D
2	38	Paul Ranheim	C
4	75	Peter Rosol	LW
5	96	Joel Paunio	LW
6	117	Brett Hull	RW
7	138	Kevan Melrose	D
8	159	Jiri Hrdina	RW
9	180	Gary Suter	D
10	200	Petr Rucka	C
11	221	Stefan Jonsson	D
12	241	Rudolf Suchanek	-

1983

RD	NO	PLAYER	POS
1	13	Dan Quinn	C
3	51	Brian Bradley	C
3	55	Perry Berezan	C
4	66	John Bekkers	C
4	71	Kevan Guy	D
4	77	Bill Claviter	LW
5	91	Igor Liba	LW
6	111	Grant Blair	G
7	131	Jeff Hogg	G
8	151	Chris MacDonald	D
9	171	Rob Kivell	D
10	191	Tom Pratt	D
11	211	Jaroslav Benak	LW
12	231	Sergei Makarov	RW

1982

RD	NO	PLAYER	POS
2	29	Dave Reierson	D
2	37	Richard Kromm	LW
3	51	Jim Laing	D
4	65	Dave Meszaros	G
4	72	Mark Lamb	C
5	93	Lou Kiriakou	C
6	114	Jeff Vaive	C
6	118	Mats Kihlstrom	D
7	135	Brad Ramsden	RW
8	156	Roy Myllari	D
9	177	Ted Pearson	LW
10	198	Jim Uens	C
11	219	Rick Erdall	C
12	240	Dale Thompson	RW

1981

RD	NO	PLAYER	POS
1	15	Al MacInnis	D
3	56	Michael Vernon	G
4	78	Peter Maduch	C
5	99	Mario Simioni	RW
6	120	Todd Hooley	RW
7	141	Rick Heppener	D
8	162	Dale Degray	D
9	183	George Boudreau	D
10	204	Bruce Eakin	C

1980

RD	NO	PLAYER	POS
1	13	Denis Cyr	RW
2	31	Tony Curtale	D
2	32	Kevin Lavallee	LW
2	39	Steve Konroyd	D
4	76	Marc Roy	RW
5	97	Randy Turnbull	D
6	118	John Multan	RW
7	139	Dave Newsom	LW
8	160	Claude Drouin	C
9	181	Hakan Loob	RW
10	202	Steven Fletcher	D

AMATEUR AND ENTRY DRAFT 1979-1972

1979

RD	NO	PLAYER	POS
1	12	Paul Reinhart	D
2	23	Mike Perovich	D
2	33	Pat Riffin	G
3	54	Tim Hunter	D
4	75	Jim Peplinski	RW
5	96	Brad Kempthorne	C
6	117	Glenn Johnson	C

1978

RD	NO	PLAYER	POS
1	11	Brad Marsh	D
3	47	Tim Bernhardt	G
4	64	Jim McRae	LW
5	80	Gord Wappel	D
6	97	Greg Meredith	RW
7	114	Dave Hindmarch	RW
8	131	Dave Morrison	RW
9	148	Doug Todd	RW
10	165	Mark Green	C
11	180	Robert Sullivan	C
12	196	Bernhart Engelbrecht	G

1977

RD	NO	PLAYER	POS
2	20	Miles Zaharko	D
2	28	Don Laurence	C
2	31	Brian Hill	RW
4	72	Jim Craig	G
5	82	C Christofferson	D
6	100	Bernard Harbec	C
7	118	Bob Gould	RW
8	133	Jim Bennett	RW
9	148	Tim Harrer	RW

1976

RD	NO	PLAYER	POS
1	8	Dave Shand	D
1	10	Harold Phillipoff	LW
2	28	Robert Simpson	LW
3	46	Richard Hodgson	D
4	64	Kent Nilsson	C
5	82	Mark Earp	G

1975

RD	NO	PLAYER	POS
1	8	Richard Mulhern	D
2	26	Rick Bowness	RW
4	62	Dale Ross	LW
5	80	Willi Plett	RW
6	98	Paul Heaver	D
7	116	Dale McMillan	LW
8	134	Rick Picher	D
9	150	Nick Stanza	G
10	167	Brian O'Connell	G
11	181	Joe Augustine	D
12	192	Torbjorn Nilsson	RW
18	216	Gary Gill	LW

1974

RD	NO	PLAYER	POS
2	28	Guy Chouinard	C
3	46	Dick Spannbauer	D
4	58	Pat Ribble	D
4	64	Cam Botting	LW
5	82	Jerry Badiuk	D
6	100	Bill Moen	G
7	118	Peter Brown	D
8	135	Tom Lindskog	D
9	152	Larry Hopkins	LW
10	167	Louis Loranger	C
11	182	R Montgomery	LW

1973

RD	NO	PLAYER	POS
1	2	Tom Lysiak	C
1	16	Vic Mercredi	C
2	21	Eric Vail	LW
4	53	Dean Talafofus	RW
5	69	John Felsch	LW
6	85	Ken Houston	D
7	101	Tom Machowski	D
8	117	Bob Law	LW
9	133	Bob Bilodeau	D
10	148	Glen Surbey	D
10	149	Guy Ross	C
11	162	Gregg Fox	D

1972

RD	NO	PLAYER	POS
1	2	Jacques Richard	C
2	18	Dwight Bialowas	D
3	34	Jean Lemieux	D
4	50	Don Martineau	RW
5	78	Johnny Martin	C
6	82	Frank Blum	G
7	98	Scott Smith	LW
8	114	Dave Murphy	C
9	130	Pierre Roy	D
10	132	Jean LaMarre	RW

MANAGERS AND COACHES

GENERAL MANAGERS 1972-PRESENT



Brad Treiving
APRIL 28, 2014 TO PRESENT



Jay Feaster
DECEMBER 28, 2010** TO
DECEMBER 12, 2013



Darryl Sutter
APRIL 11, 2003 TO
DECEMBER 28, 2010



Craig Button
JUNE 6, 2000 TO
APRIL 11, 2003



Al Coates
NOVEMBER 3, 1995* TO
APRIL 11, 2000



Doug Risebrough
MAY 16, 1991 TO
NOVEMBER 3, 1995



Cliff Fletcher
1972-73 TO
1990-91

*Named November 3, 1995 **Named Acting GM on December 28, 2010 and GM on May 16, 2011

HEAD COACHES 1997 -PRESENT



Bob Hartley
MAY 31, 2012 TO
PRESENT



Brent Sutter
JUNE 23, 2009 TO
APRIL 12, 2012



Mike Keenan
JUNE 14, 2007 TO
MAY 22, 2009



Jim Playfair
JULY 12, 2006 TO
JUNE 14, 2007



Darryl Sutter
DECEMBER 28, 2002 TO
JULY 12, 2006



Greg Gilbert
MARCH 14, 2001 TO
DECEMBER 3, 2002



Don Hay
2000-01 TO
MARCH 14, 2011



Brian Sutter
1997-98 TO
1999-00

COACHING STATS

SEASON	REGULAR SEASON						PLAYOFFS			
	GAMES	W	L	T	OTL	%	GAMES	W	L	%
Bob Hartley May 31, 2012 - Present	212	99	95	0	18	.509	11	5	6	.455
Brent Sutter June 23, 2009 - April 12, 2012	246	118	90	0	38	.557	-	-	-	-
Mike Keenan June 14, 2007 - May 22, 2009	164	88	60	0	16	.585	13	5	8	.385
Jim Playfair July 12, 2006 - June 14, 2007	82	43	29	0	10	.585	6	2	4	.333
Darryl Sutter December 28, 2002 - July 12, 2006	210	107	73	15	15	.581	26	15	11	.577
Greg Gilbert March 14, 2001 - December 3, 2002	121	42	56	17	6	.442	-	-	-	-
Don Hay 2000/01 - March 14, 2001	68	23	28	13	4	.463	-	-	-	-
Brian Sutter 1997/98 - 1999/00	246	87	117*	37	5*	.439	-	-	-	-
Pierre Page 1995/96 - 1996/97	164	66	78	20	-	.463	4	0	4	.000
Dave King 1992/93 - 1994/95	216	109	76	31	-	.576	20	8	12	.400
Guy Charron 1991/92*	16	6	7	3	-	.469	-	-	-	-
Doug Risebrough 1990/91 - 1991/92	144	71	56	17	-	.552	7	3	4	.429
Terry Crisp 1987/88 - 1989/90	240	144	63	33	-	.669	37	22	15	.595
Bob Johnson 1982/83 - 1986/87	400	193	155	52	-	.548	52	25	27	.481
Al MacNeil 1979/80 - 1981/82	240	103	93	44	-	.521	23	10	13	.435
Dec. 3, 2002 - Dec. 27, 2002*	11	4	5	2	0	.455	-	-	-	-
TOTAL	251	107	98	46	0	.518	23	10	13	.435
Fred Creighton 1974/75 - 1978/79	348	156	136	56	-	.529	9	1	8	.111
Bernie Geoffrion 1972/73 - 1974/75	208	77	92	39	-	.464	4	0	4	.000

*1999-00 stats have been adjusted to correspond with current standings (OTL)

*Interim Head Coach

CALGARY FLAMES

TEAM CAPTAINS

19	Mark Giordano	2013-Present	9	Jim Peplinski	1984-89
18	Jarome Iginla	2003-13	8	Lanny McDonald	1983-89
17	Craig Conroy	2002-03	7	Doug Risebrough	1983-87
16	Bob Boughner	2002	6	Phil Russell	1981-83
15	Dave Lowry	2000-02	5	Brad Marsh	1980-81
14	Steve Smith	1999-2000	4	Jean Pronovost	1979-80
13	Todd Simpson	1997-99	3	Tom Lysiak	1977-79
12	Theoren Fleury	1995-97	2	Pat Quinn	1975-77
11	Joe Nieuwendyk	1991-95	1	Keith McCreary	1972-75
10	Brad McCrimmon	1989-90			

PLAYERS REGISTERING THEIR

1,000TH CAREER NHL REGULAR SEASON GAME

WHILE WEARING A FLAMES JERSEY

SEASON	PLAYER NAME	GAMES WITH THE CALGARY FLAMES
1986-87	Lanny McDonald	492
2001-02	Dave Lowry	193
2002-03	Craig Berube	234
2003-04	Martin Gelinás	157
2007-08	Owen Nolan	77
2009-10	Jarome Iginla	1,219
2009-10	Daymond Langkow	392
2010-11	Craig Conroy	507
2011-12	Olli Jokinen	236

RETIRED FLAMES JERSEYS

#	PLAYER NAME	YEARS PLAYED WITH THE FLAMES
9	Lanny McDonald	1981-89
30	Mike Vernon	1982-94, 2000-02

HONOURED JERSEYS

FOREVER A FLAME

#	PLAYER NAME	YEARS PLAYED WITH THE FLAMES
2	Al MacInnis	1981-94
25	Joe Nieuwendyk	1986-95



YEAR BY YEAR

YEAR-BY-YEAR RESULTS

*Atlanta Flames

SEASON	OVERALL							HOME							ROAD							PLAYOFF RESULT
	GP	W	L	T	OTL	SOL	GF	GA	PTS	W	L	T	OTL	SOL	W	L	T	OTL	SOL	FINISHED		
2014-15	82	45	30	-	4	3	241	216	97	23	13	-	3	2	22	17	-	1	1	3rd Pacific		
2013-14	82	35	40	-	4	3	209	241	77	19	19	-	3	0	16	21	-	1	3	6th Pacific		
2012-13	48	19	25	-	1	3	128	160	42	13	9	-	0	2	6	16	-	1	1	4th Northwest		
2011-12	82	37	29	-	7	9	202	226	90	23	12	-	1	5	14	17	-	6	4	2nd Northwest		
2010-11	82	41	29	-	5	7	250	237	94	23	13	-	2	3	18	16	-	3	4	2nd Northwest		
2009-10	82	40	32	-	3	7	204	210	90	20	17	-	1	3	20	15	-	2	4	3rd Northwest		
2008-09	82	46	30	-	4	2	254	248	98	27	10	-	2	2	19	20	-	2	0	2nd Northwest		
2007-08	82	42	30	-	7	3	229	227	94	21	11	-	7	2	21	19	-	0	1	3rd Northwest		
2006-07	82	43	29	-	5	5	258	226	96	30	9	-	1	1	13	20	-	4	4	3rd Northwest		
2005-06	82	46	25	-	4	7	218	200	103	30	7	-	1	3	16	18	-	3	4	1st Northwest		
2003-04	82	42	30	7	3	-	200	176	94	21	14	5	1	-	21	16	2	2	-	3rd Northwest		
2002-03	82	29	36	13	4	-	186	228	75	14	16	10	1	-	15	20	3	3	-	5th Northwest		
2001-02	82	32	35	12	3	-	201	220	79	20	14	5	2	-	12	21	7	1	-	4th Northwest		
2000-01	82	27	36	15	4	-	197	236	73	12	18	9	2	-	15	18	6	2	-	4th Northwest		
1999-00	82	31	36	10	5	-	211	256	77	20	14	6	1	-	11	26	4	4	-	4th Northwest		
1998-99	82	30	40	12	-	211	234	72	15	20	6	-	-	-	15	20	6	-	-	3rd Northwest		
1997-98	82	26	41	15	-	-	217	252	67	18	17	6	-	-	8	24	9	-	-	5th Pacific		
1996-97	82	32	41	9	-	-	214	239	73	21	18	2	-	-	11	23	7	-	-	5th Pacific		
1995-96	82	34	37	11	-	-	241	240	79	18	18	5	-	-	16	19	6	-	-	2nd Pacific		
1994-95	48	24	17	7	-	-	163	135	55	15	7	2	-	-	9	10	5	-	-	1st Pacific		
1993-94	84	42	29	13	-	-	302	256	97	25	12	5	-	-	17	17	8	-	-	1st Pacific		
1992-93	84	43	30	11	-	-	322	282	97	23	14	5	-	-	20	16	6	-	-	2nd Smythe		
1991-92	80	31	37	12	-	-	296	305	74	19	14	7	-	-	12	23	5	-	-	5th Smythe		
1990-91	80	46	26	8	-	-	344	263	100	29	8	3	-	-	17	18	5	-	-	2nd Smythe		
1989-90	80	42	23	15	-	-	348	285	99	28	7	5	-	-	14	16	10	-	-	1st Smythe		
1988-89	80	54	17	9	-	-	334	226	117	32	4	4	-	-	22	13	5	-	-	1st Smythe		
1987-88	80	48	23	9	-	-	397	305	105	26	11	3	-	-	22	12	6	-	-	1st Smythe		
1986-87	80	46	31	3	-	-	318	289	95	25	13	2	-	-	21	18	1	-	-	2nd Smythe		
1985-86	80	40	31	9	-	-	354	315	89	23	11	6	-	-	17	20	3	-	-	2nd Smythe		
1984-85	80	41	27	12	-	-	363	302	94	23	11	6	-	-	18	16	6	-	-	3rd Smythe		
1983-84	80	34	32	14	-	-	311	314	82	22	11	7	-	-	12	21	7	-	-	2nd Smythe		
1982-83	80	32	34	14	-	-	321	317	78	21	12	7	-	-	11	22	7	-	-	2nd Smythe		
1981-82	80	29	34	17	-	-	334	345	75	20	11	9	-	-	9	23	8	-	-	3rd Smythe		
1980-81	80	39	27	14	-	-	329	298	92	25	5	10	-	-	14	22	4	-	-	3rd Patrick		
1979-80	80	35	32	13	-	-	282	269	83	18	15	7	-	-	17	17	6	-	-	4th Patrick		
1978-79	80	41	31	8	-	-	327	280	90	25	11	4	-	-	16	20	4	-	-	4th Patrick		
1977-78	80	34	27	19	-	-	274	252	87	20	13	7	-	-	14	14	12	-	-	3rd Patrick		
1976-77	80	34	34	12	-	-	264	265	80	22	11	7	-	-	12	23	5	-	-	3rd Patrick		
1975-76	80	35	33	12	-	-	262	237	82	19	14	7	-	-	16	19	5	-	-	3rd Patrick		
1974-75	80	34	31	15	-	-	243	233	83	24	9	7	-	-	10	22	8	-	-	4th Patrick		
1973-74	78	30	34	14	-	-	214	238	74	17	15	7	-	-	13	19	7	-	-	4th West		
1972-73	78	25	38	15	-	-	191	239	65	16	16	7	-	-	9	22	8	-	-	7th West		

2014-15

Flames advance to conference semi-finals
Hartley wins Jack Adams and Hudler wins Lady Byng

COACH	REGULAR SEASON										PLAYOFFS				
	GP	W	L	OTL	SOL	PTS	GF	GA	GP	W	L	GF	GA		
Bob Hartley	82	45	30	4	3	97	241	216	11	5	6	27	33		

Regular Season: 3rd Pacific Division, 16th overall. Playoffs: Western Conference Quarter-Finals — defeated Vancouver 4-2; Western Conference Semi-Finals — lost series to Anaheim 4-1

PLAYER	REGULAR SEASON					PLAYOFFS				
	GP	G	A	PTS	PIM	GP	G	A	PTS	PIM
Jiri Hudler	78	31	45	76	14	11	4	4	8	2
Johnny Gaudreau	80	24	40	64	14	11	4	5	9	6
Sean Monahan	81	31	31	62	12	11	3	3	6	2
Dennis Wideman	80	15	41	56	34	11	0	7	7	12
Mark Giordano	61	11	37	48	37	0	0	0	0	0
T.J. Brodie	81	11	30	41	30	11	1	4	5	0
Lance Bouma	78	16	18	34	54	2	0	0	0	2
Kris Russell	79	4	30	34	17	11	2	5	7	7
David Jones	67	14	16	30	18	11	2	3	5	2
Joe Colborne	64	8	20	28	43	11	1	2	3	20
Mikael Backlund	52	10	17	27	14	11	1	1	2	8
Josh Jooris	60	12	12	24	16	9	0	0	0	4
Mason Raymond	57	12	11	23	8	8	0	2	2	0
Paul Byron	57	6	13	19	8	-	-	-	-	-
Markus Granlund	48	8	10	18	16	3	0	1	1	0
Matt Stajan	59	7	10	17	28	11	1	3	4	21
Deryk Engelland	76	2	9	11	53	11	0	1	1	50
Micheal Ferland	26	2	3	5	16	9	3	2	5	23
Brandon Bollig	62	1	4	5	88	11	2	0	2	38
Raphael Diaz	56	2	2	4	10	3	0	0	0	0
Drew Shore	11	1	2	3	0	1	0	0	0	2
Emile Poirier	6	0	1	1	0	0	0	0	0	0
Ladislav Smid	31	0	1	1	13	0	0	0	0	0
Sam Bennett	1	0	1	1	0	11	3	1	4	8
Corey Potter	6	0	0	0	0	2	0	0	0	0
David Schlemko	19	0	0	0	8	11	0	1	1	2
Max Reinhart	4	0	0	0	0	0	0	0	0	0
Brett Kulak	1	0	0	0	2	0	0	0	0	0
John Ramage	1	0	0	0	0	0	0	0	0	0
Brian McGrattan	8	0	0	0	4	0	0	0	0	0
David Wolf	3	0	0	0	2	1	0	0	0	0
Devin Setoguchi	12	0	0	0	4	0	0	0	0	0
Corban Knight	2	0	0	0	0	-	-	-	-	-
Tyler Wotherspoon	1	0	0	0	0	6	0	0	0	0
BENCH	-	-	-	-	18	-	-	-	-	-
TRADED PLAYERS										
Curtis Glencross	53	9	19	28	39	-	-	-	-	-
Sven Baertschi	15	0	4	4	6	-	-	-	-	-
SHOOTOUT GAME WINNERS	7	4	-	-	-	-	-	-	-	-
PENALTY SHOT GOALS	-	0	-	-	-	-	-	-	-	-
TOTAL	82	237	427	664	608	11	27	45	72	209

GOALTENDER	GP	GAA	W	L	OTL	SOL	SO	GA	SA	SV%
Jonas Hiller	52	2.36	26	19	4	2	1	113	1376	0.918
PLAYOFFS	7	2.61	3	3	0	-	0	14	173	0.919
Karri Ramo	34	2.60	15	9	3	1	2	75	852	0.912
PLAYOFFS	7	2.86	2	3	0	-	0	16	171	0.906
Joni Ortio	6	2.52	4	2	0	0	1	14	153	0.908
PLAYOFFS	-	-	-	-	-	-	-	-	-	-
EMPTY NET GOALS								11		
TOTAL	82	2.56	45	30	7	3	4	213	2381	0.911
PLAYOFFS	14	2.74	5	6	0	-	0	30	344	0.913

REGULAR SEASON

MOST POINTS:

Jiri Hudler, 76

MOST GOALS:

Jiri Hudler, 31
Sean Monahan, 31

MOST ASSISTS:

Jiri Hudler, 45

MOST PENALTY MINUTES:

Brandon Bollig, 88

MOST WINS GOALIE:

Jonas Hiller, 26

PLAYOFFS

MOST POINTS:

Johnny Gaudreau, 9

MOST GOALS:

Johnny Gaudreau, 4
Jiri Hudler, 4

MOST ASSISTS:

Dennis Wideman, 7

MOST PENALTY MINUTES:

Deryk Engelland, 50

MOST WINS GOALIE:

Hiller, 3

TROPHIES AND AWARDS

JACK ADAMS

Bob Hartley

LADY BYNG

Jiri Hudler

RALPH T. SCURFIELD HUMANITARIAN AWARD

Joe Colborne

J.R. MCCAIG

MEMORIAL AWARD

Kris Russell

ALL-STAR GAME

Mark Giordano
Johnny Gaudreau

2013-14

Sean Monahan scores 22 goals to pass Iginla's rookie mark of 21 in 1996

COACH	REGULAR SEASON							PLAYOFFS					
	GP	W	L	OTL	SOL	PTS	GF	GA	GP	W	L	GF	GA
Bob Hartley	82	35	40	4	3	77	209	241	-	-	-	-	-

Regular Season: 6th Pacific Division, 27th overall.

PLAYER	REGULAR SEASON					PLAYOFFS				
	GP	G	A	PTS	PIM	GP	G	A	PTS	PIM
Jiri Hudler	75	17	37	54	16	-	-	-	-	-
Mark Giordano	64	13	33	47	63	-	-	-	-	-
Michael Cammalleri	63	26	19	45	26	-	-	-	-	-
Mikael Backlund	76	18	21	39	32	-	-	-	-	-
Sean Monahan	75	22	12	34	8	-	-	-	-	-
Matt Stajan	63	14	19	33	42	-	-	-	-	-
T.J. Brodie	81	4	27	31	20	-	-	-	-	-
Kris Russell	68	7	22	29	15	-	-	-	-	-
Joe Colborne	80	10	18	28	34	-	-	-	-	-
Curtis Glencross	38	12	12	24	12	-	-	-	-	-
Paul Byron	47	7	14	21	27	-	-	-	-	-
Dennis Wideman	46	4	17	21	18	-	-	-	-	-
David Jones	48	9	8	17	10	-	-	-	-	-
T.J. Galiardi	62	4	13	17	21	-	-	-	-	-
Chris Butler	82	2	14	16	39	-	-	-	-	-
Lance Bouma	78	5	10	15	41	-	-	-	-	-
Sven Baertschi	26	2	9	11	6	-	-	-	-	-
Brian McGrattan	76	4	4	8	100	-	-	-	-	-
Ladislav Smid	CGY	56	1	5	6	62	-	-	-	-
	EDM	17	1	1	2	16	-	-	-	-
	TOTAL	73	2	6	8	78	-	-	-	-
Kevin Westgarth	CGY	36	4	3	7	64	-	-	-	-
	CAR	12	0	0	0	4	-	-	-	-
	TOTAL	48	4	3	7	68	-	-	-	-
Tyler Wotherspoon	14	0	4	4	4	-	-	-	-	-
Markus Granlund	7	2	1	3	0	-	-	-	-	-
Shane O'Brien	45	0	3	3	58	-	-	-	-	-
Chad Billins	10	0	3	3	0	-	-	-	-	-
Blair Jones	14	2	0	2	21	-	-	-	-	-
Kenny Agostino	8	1	1	2	0	-	-	-	-	-
Ben Hanowski	11	0	2	2	2	-	-	-	-	-
Chris Breen	9	0	2	2	5	-	-	-	-	-
Max Reinhart	8	0	2	2	2	-	-	-	-	-
Lane MacDermid	CGY	1	0	0	0	7	-	-	-	-
	DAL	6	0	2	2	5	-	-	-	-
	TOTAL	7	0	2	2	12	-	-	-	-
Corban Knight	7	1	0	1	0	-	-	-	-	-
Johnny Gaudreau	1	1	0	1	0	-	-	-	-	-
Derek Smith	14	0	1	1	2	-	-	-	-	-
Ben Street	13	0	1	1	4	-	-	-	-	-
Bryce Van Brabant	6	0	0	0	2	-	-	-	-	-
Mark Cundari	4	0	0	0	0	-	-	-	-	-
Bill Arnold	1	0	0	0	0	-	-	-	-	-
Joni Ortio (G)	9	0	2	2	0	-	-	-	-	-
Karri Ramo (G)	40	0	1	1	10	-	-	-	-	-
Joey MacDonald (G)	11	0	0	0	2	-	-	-	-	-
TRADED PLAYERS										
Lee Stempniak	52	8	15	23	28	-	-	-	-	-
Tim Jackman	10	1	0	1	41	-	-	-	-	-
SHOOTOUT GAME WINNERS	10	7	-	-	-	-	-	-	-	-
PENALTY SHOT GOALS	-	1	-	-	-	-	-	-	-	-
TOTAL	82	209	355	564	-	-	-	-	-	-

GOALTENDER	GP	GS	GAA	W	L	OTL	SO	GA	SA	SV%
Karri Ramo	40	37	2.65	17	15	4	2	97	1091	.911
Reto Berra	29	27	2.95	9	17	2	0	81	788	.897
Joey MacDonald	11	9	2.90	5	4	1	0	29	264	.890
Joni Ortio	9	9	2.51	4	4	0	0	21	193	.891
TOTAL	82	82	2.77	35	40	7	2	228	2336	.902

REGULAR SEASON

MOST POINTS:

Jiri Hudler, 54

MOST GOALS:

Michael Cammalleri, 26

MOST ASSISTS:

Jiri Hudler, 37

MOST PENALTY MINUTES:

Brian McGrattan, 100

MOST WINS GOALIE:

Karri Ramo, 17

TROPHIES AND AWARDS

RALPH T. SCURFIELD HUMANITARIAN AWARD

Mikael Backlund

J.R. MCCAIG MEMORIAL AWARD

Matt Stajan

2012-13 | Kiprusoff retires as the Flames' winningest goalie in franchise history

COACH	REGULAR SEASON									PLAYOFFS				
	GP	W	L	OTL	SOL	PTS	GF	GA	GP	W	L	GF	GA	
Bob Hartley	48	19	25	1	3	42	128	160	-	-	-	-	-	

Regular Season: 4th Northwest Division, 25th overall.

PLAYER	REGULAR SEASON						PLAYOFFS				
	GP	G	A	PTS	PIM	GP	G	A	PTS	PIM	
Michael Cammalleri	44	13	19	32	25	-	-	-	-	-	
Lee Stempniak	47	9	23	32	12	-	-	-	-	-	
Alex Tanguay	40	11	16	27	22	-	-	-	-	-	
Jiri Hudler	42	10	17	27	22	-	-	-	-	-	
Curtis Glencross	40	15	11	26	18	-	-	-	-	-	
Matt Stajan	43	5	18	23	26	-	-	-	-	-	
Dennis Wideman	46	6	16	22	12	-	-	-	-	-	
Roman Cervenka	39	9	8	17	14	-	-	-	-	-	
Mikael Backlund	32	8	8	16	29	-	-	-	-	-	
Mark Giordano	47	4	11	15	40	-	-	-	-	-	
T.J. Brodie	47	2	12	14	8	-	-	-	-	-	
Sven Baertschi	20	3	7	10	6	-	-	-	-	-	
Steve Begin	36	4	4	8	22	-	-	-	-	-	
Chris Butler	44	1	7	8	19	-	-	-	-	-	
Roman Horak	20	2	5	7	2	-	-	-	-	-	
Tim Jackman	42	1	4	5	76	-	-	-	-	-	
Brian McGrattan	CGY	19	3	0	3	49	-	-	-	-	
	NSH	2	0	0	0	0	-	-	-	-	
	TOTAL	21	3	0	3	49	-	-	-	-	
Mark Cundari	4	1	2	3	2	-	-	-	-	-	
Maxwell Reinhart	11	1	2	3	4	-	-	-	-	-	
Cory Sarich	28	0	2	2	16	-	-	-	-	-	
Ben Hanowski	5	1	0	1	0	-	-	-	-	-	
Brett Carson	10	0	1	1	0	-	-	-	-	-	
Blair Jones	15	0	1	1	10	-	-	-	-	-	
Ben Street	6	0	1	1	0	-	-	-	-	-	
Derek Smith	22	0	1	1	10	-	-	-	-	-	
Paul Byron	4	0	1	1	2	-	-	-	-	-	
Anton Babchuk	7	0	1	1	0	-	-	-	-	-	
Carter Bankcs	2	0	0	0	0	-	-	-	-	-	
Akim Aliu	5	0	0	0	14	-	-	-	-	-	
TRADED PLAYERS											
Jay Bouwmeester	33	6	9	15	16	-	-	-	-	-	
Blake Comeau	33	4	3	7	14	-	-	-	-	-	
Jarome Iginla	31	9	13	22	22	-	-	-	-	-	
SHOOTOUT GAME WINNERS	3	0	-	-	-	-	-	-	-	-	
PENALTY SHOT GOALS	-	0	-	-	-	-	-	-	-	-	
TOTAL	48	128	223	351	512	-	-	-	-	-	

REGULAR SEASON

MOST POINTS:

Michael Cammalleri, 32
Lee Stempniak, 32

MOST GOALS:

Curtis Glencross, 15

MOST ASSISTS:

Lee Stempniak, 23

MOST PENALTY MINUTES:

Tim Jackman, 76

MOST WINS GOALIE:

Joey MacDonald, 8
Miikka Kiprusoff, 8

TROPHIES AND AWARDS

RALPH T. SCURFIELD HUMANITARIAN AWARD

Matt Stajan

J.R. MCCAIG MEMORIAL AWARD

Lee Stempniak

GOALTENDER	GP	MP	GAA	W	L	OTL	SOL	SO	GA	SA	SV%
Joey MacDonald	21	1,148	2.87	8	9	1	1	0	55	562	.902
Miikka Kiprusoff	24	1,344	3.44	8	14	0	1	0	77	650	.882
Leland Irving	6	270	3.33	2	1	0	1	0	15	128	.883
Danny Taylor	2	120	3.00	1	1	0	0	0	6	68	.912
EMPTY NET GOALS	-	-	-	-	-	-	-	-	4	-	-
OVERTIME GAMES	3	-	-	2	-	-	-	-	1	-	-
SHOOTOUT GAMES	3	-	-	-	-	-	3	-	3	-	-
TOTAL	48	2,901	3.25	19	25	1	3	0	160	1,412	.889

2011-12

2nd in NW Division | Iginla scores 500th goal | Kiprusoff 300th win

COACH	REGULAR SEASON									PLAYOFFS				
	GP	W	L	OTL	SOL	PTS	GF	GA	GP	W	L	GF	GA	
Brent Sutter	82	37	29	7	9	90	202	226	-	-	-	-	-	

Regular Season: 2nd Northwest Division, 17th overall.

PLAYER	REGULAR SEASON					PLAYOFFS				
	GP	G	A	PTS	PIM	GP	G	A	PTS	PIM
Jarome Iginla	82	32	35	67	43	-	-	-	-	-
Olli Jokinen	82	23	38	61	54	-	-	-	-	-
Alex Tanguay	64	13	36	49	28	-	-	-	-	-
Curtis Glencross	67	26	22	48	62	-	-	-	-	-
Michael Cammalleri	CGY	28	11	8	19	16	-	-	-	-
	MTL	38	9	13	22	10	-	-	-	-
	TOTAL	66	20	21	41	26	-	-	-	-
Jay Bouwmeester	82	5	24	29	26	-	-	-	-	-
Lee Stempniak	61	14	14	28	16	-	-	-	-	-
Mark Giordano	61	9	18	27	75	-	-	-	-	-
Matt Stajan	61	8	10	18	29	-	-	-	-	-
Blake Comeau	CGY	58	5	10	15	24	-	-	-	-
	NYI	16	0	0	0	6	-	-	-	-
	TOTAL	74	5	10	15	30	-	-	-	-
Chris Butler	68	2	13	15	34	-	-	-	-	-
T.J. Brodie	54	2	12	14	14	-	-	-	-	-
Tom Kostopoulos	81	4	8	12	57	-	-	-	-	-
Scott Hannan	78	2	10	12	38	-	-	-	-	-
Mikael Backlund	41	4	7	11	16	-	-	-	-	-
Roman Horak	61	3	8	11	14	-	-	-	-	-
Derek Smith	47	2	9	11	12	-	-	-	-	-
Anton Babchuk	32	2	8	10	6	-	-	-	-	-
David Moss	32	2	7	9	12	-	-	-	-	-
Blair Jones	CGY	21	1	3	4	8	-	-	-	-
	TBL	22	2	2	4	10	-	-	-	-
	TOTAL	43	3	5	8	18	-	-	-	-
Cory Sarich	62	1	6	7	66	-	-	-	-	-
Tim Jackman	75	1	6	7	94	-	-	-	-	-
Paul Byron	22	3	2	5	2	-	-	-	-	-
Sven Baertschi	5	3	0	3	4	-	-	-	-	-
Akim Aliu	2	2	1	3	12	-	-	-	-	-
Lance Bouma	27	1	2	3	11	-	-	-	-	-
Krys Kolanos	13	0	1	1	2	-	-	-	-	-
Raitis Ivanans	1	0	0	0	0	-	-	-	-	-
Brett Carson	2	0	0	0	0	-	-	-	-	-
Greg Nemisz	9	0	0	0	0	-	-	-	-	-
BENCH	-	-	-	-	20	-	-	-	-	-
TRADED PLAYERS										
Rene Bourque	38	13	3	16	41	-	-	-	-	-
Brendan Morrison	28	4	7	11	6	-	-	-	-	-
Niklas Hagman	8	1	3	4	2	-	-	-	-	-
SHOOTOUT GAME WINNERS	11	3	-	-	-	-	-	-	-	-
PENALTY SHOT GOALS	-	2	-	-	-	-	-	-	-	-
TOTAL	82	202	324	526	885	-	-	-	-	-

GOALTENDER	GP	MP	GAA	W	L	OTL	SOL	SO	GA	SA	SV%
Mikka Kiprusoff	70	4,128	2.35	35	22	3	8	4	162	2,040	.921
Henrik Karlsson	9	454	3.17	1	4	2	0	0	24	239	.900
Leland Irving	7	394	3.20	1	3	2	1	0	21	239	.912
EMPTY NET GOALS	-	-	-	-	-	-	-	-	10	-	-
OVERTIME GAMES	10	-	-	2	-	7	-	-	7	-	-
SHOOTOUT GAMES	11	-	-	3	-	-	9	-	9	-	-
TOTAL	82	5,008	2.60	37	29	7	9	4	217	2,528	.914

REGULAR SEASON

MOST POINTS:
Jarome Iginla, 67

MOST GOALS:
Jarome Iginla, 32

MOST ASSISTS:
Olli Jokinen, 38

MOST PENALTY MINUTES:
Tim Jackman, 94

MOST WINS GOALIE:
Mikka Kiprusoff, 35

TROPHIES AND AWARDS

RALPH T. SCURFIELD HUMANITARIAN AWARD
Curtis Glencross

J.R. MCCAIG MEMORIAL AWARD
Mark Giordano

ALL-STAR GAME
Jarome Iginla

2010-11

Flames hit 40-win mark for 7th consecutive season
Iginla 1,000 points

COACH	REGULAR SEASON									PLAYOFFS				
	GP	W	L	OTL	SOL	PTS	GF	GA	GP	W	L	GF	GA	
Brent Sutter	82	41	29	5	7	94	250	237	-	-	-	-	-	

Regular Season: 2nd Northwest Division, 17th overall.

PLAYER	REGULAR SEASON					PLAYOFFS				
	GP	G	A	PTS	PIM	GP	G	A	PTS	PIM
Jarome Iginla	82	43	43	86	40	-	-	-	-	-
Alex Tanguay	79	22	47	69	24	-	-	-	-	-
Olli Jokinen	79	17	37	54	44	-	-	-	-	-
Rene Bourque	80	27	23	50	42	-	-	-	-	-
Curtis Glencross	79	24	19	43	59	-	-	-	-	-
Brendan Morrison	66	9	34	43	16	-	-	-	-	-
Mark Giordano	82	8	35	43	67	-	-	-	-	-
Anton Babchuk	CGY	65	8	19	27	20	-	-	-	-
	CAR	17	3	5	8	12	-	-	-	-
	TOTAL	82	11	24	35	32	-	-	-	-
Matt Stajan	76	6	25	31	32	-	-	-	-	-
David Moss	58	17	13	30	18	-	-	-	-	-
Niklas Hagman	71	11	16	27	24	-	-	-	-	-
Mikael Backlund	73	10	15	25	18	-	-	-	-	-
Jay Bouwmeester	82	4	20	24	44	-	-	-	-	-
Tim Jackman	82	10	13	23	86	-	-	-	-	-
Tom Kostopoulos	CGY	59	7	7	14	44	-	-	-	-
	CAR	17	1	3	4	30	-	-	-	-
	TOTAL	76	8	10	18	74	-	-	-	-
Cory Sarich	76	4	13	17	75	-	-	-	-	-
Robyn Regehr	79	2	15	17	58	-	-	-	-	-
Freddy Modin	CGY	4	0	0	0	2	-	-	-	-
	ATL	36	7	3	10	12	-	-	-	-
	TOTAL	40	7	3	10	12	-	-	-	-
Steve Staios	39	3	7	10	24	-	-	-	-	-
Adam Pardy	30	1	6	7	24	-	-	-	-	-
Ales Kotalik	26	4	2	6	8	-	-	-	-	-
Craig Conroy	18	2	0	2	8	-	-	-	-	-
Stefan Meyer	16	0	2	2	17	-	-	-	-	-
Brendan Mikkelson	CGY	19	0	1	1	2	-	-	-	-
	ANA	5	0	1	1	7	-	-	-	-
	TOTAL	24	0	2	2	9	-	-	-	-
Lance Bouma	16	0	1	1	2	-	-	-	-	-
Greg Nemisz	6	0	1	1	0	-	-	-	-	-
Daymond Langkow	4	0	1	1	0	-	-	-	-	-
Brett Carson	CGY	6	0	0	0	0	-	-	-	-
	CAR	13	0	0	0	4	-	-	-	-
	TOTAL	19	0	0	0	4	-	-	-	-
T.J. Brodie	3	0	0	0	2	-	-	-	-	-
Raitis Ivanans	1	0	0	0	5	-	-	-	-	-
BENCH	-	-	-	-	18	-	-	-	-	-
TRADED PLAYERS										
Brett Sutter	4	0	1	1	5	-	-	-	-	-
Ian White	16	2	4	6	6	-	-	-	-	-
SHOOTOUT GAME WINNERS										
	-	9	-	-	-	-	-	-	-	-
PENALTY SHOT GOALS										
	-	1	-	-	-	-	-	-	-	-
TOTAL	82	250	415	665	836	-	-	-	-	-

GOALTENDER	GP	MP	GAA	W	L	OTL	SOL	SO	GA	SA	SV%
Miikka Kiprusoff	71	4,155:39	2.63	37	24	2	4	6	182	1935	.906
Henrik Karlsson	17	837:33	2.58	4	5	3	3	0	36	391	.908
EMPTY NET GOALS											
	-	-	-	-	-	-	-	-	12	12	-
SHOOTOUT GAMES											
	-	-	-	-	-	-	-	-	7	-	-
TOTAL	82	5,019	2.75	41	29	5	7	6	230	2338	.902

REGULAR SEASON

MOST POINTS:
Jarome Iginla, 86

MOST GOALS:
Jarome Iginla, 43

MOST ASSISTS:
Alex Tanguay, 47

MOST PENALTY MINUTES:
Tim Jackman, 86

MOST WINS GOALIE:
Miikka Kiprusoff, 37

TROPHIES AND AWARDS

RALPH T. SCURFIELD HUMANITARIAN AWARD
Cory Sarich

J.R. MCCAIG MEMORIAL AWARD
Tim Jackman

MOLSON CUP
Jarome Iginla

2009-10

Flames break 40-win mark for 6th consecutive season

COACH	REGULAR SEASON									PLAYOFFS				
	GP	W	L	OTL	SOL	PTS	GF	GA	GP	W	L	GF	GA	
Brent Sutter	82	40	32	3	7	90	204	210	-	-	-	-	-	

Regular Season: 3rd Northwest Division, 16th overall.

PLAYER	REGULAR SEASON						PLAYOFFS				
	GP	G	A	PTS	PIM	GP	G	A	PTS	PIM	
Jarome Iginla	82	32	37	69	58	-	-	-	-	-	
Rene Bourque	73	27	31	58	88	-	-	-	-	-	
Matt Stajan	TOR	55	16	25	41	30	-	-	-	-	
	CGY	27	3	13	16	2	-	-	-	-	
	TOTAL	82	19	38	57	32	-	-	-	-	
Niklas Hagman	TOR	55	20	13	33	23	-	-	-	-	
	CGY	27	5	6	11	2	-	-	-	-	
	TOTAL	82	25	19	44	25	-	-	-	-	
Ian White	TOR	56	9	17	26	39	-	-	-	-	
	CGY	27	4	8	12	12	-	-	-	-	
	TOTAL	83	13	25	38	51	-	-	-	-	
Daymond Langkow	72	14	23	37	30	-	-	-	-	-	
Curtis Glencross	67	15	18	33	58	-	-	-	-	-	
Nigel Dawes	66	14	18	32	18	-	-	-	-	-	
Mark Giordano	82	11	19	30	81	-	-	-	-	-	
Jay Bouwmeester	82	3	26	29	48	-	-	-	-	-	
Ales Kotalik	NYR	45	8	14	22	38	-	-	-	-	
	CGY	26	3	2	5	29	-	-	-	-	
	TOTAL	71	11	16	27	67	-	-	-	-	
Eric Nystrom	82	11	8	19	54	-	-	-	-	-	
David Moss	64	8	9	17	20	-	-	-	-	-	
Christopher Higgins	NYR	55	6	8	14	32	-	-	-	-	
	CGY	12	2	1	3	0	-	-	-	-	
	TOTAL	67	8	9	17	32	-	-	-	-	
Robyn Regehr	81	2	15	17	80	-	-	-	-	-	
Craig Conroy	63	3	12	15	25	-	-	-	-	-	
Jamal Mayers	TOR	44	2	6	8	78	-	-	-	-	
	CGY	27	1	5	6	53	-	-	-	-	
	TOTAL	71	3	11	14	131	-	-	-	-	
Mikael Backlund	23	1	9	10	6	-	-	-	-	-	
Steve Staios	EDM	40	0	7	7	59	-	-	-	-	
	CGY	18	1	2	3	16	-	-	-	-	
	TOTAL	58	1	9	10	75	-	-	-	-	
Adam Pardy	57	2	7	9	48	-	-	-	-	-	
Cory Sarich	57	1	5	6	58	-	-	-	-	-	
Brian McGrattan	34	1	3	4	86	-	-	-	-	-	
Staffan Kronwall	11	1	2	3	2	-	-	-	-	-	
Jason Jaffray	3	0	0	0	0	-	-	-	-	-	
Brett Sutter	10	0	0	0	5	-	-	-	-	-	
BENCH	-	-	-	-	14	-	-	-	-	-	
TRADED PLAYERS											
Olli Jokinen	56	11	24	35	53	-	-	-	-	-	
Dion Phaneuf	55	10	12	22	49	-	-	-	-	-	
Dustin Boyd	60	8	11	19	15	-	-	-	-	-	
Jamie Lundmark	21	4	5	9	4	-	-	-	-	-	
Fredrik Sjostrom	46	1	5	6	8	-	-	-	-	-	
Brandon Prust	43	1	4	5	98	-	-	-	-	-	
Aaron Johnson	22	1	2	3	19	-	-	-	-	-	
SHOOTOUT GAME WINNERS	-	3	-	-	-	-	-	-	-	-	
PENALTY SHOT GOALS	-	0	-	-	-	-	-	-	-	-	
TOTAL	82	204	342	546	1129	-	-	-	-	-	
GOALTENDER	GP	MP	GAA	W	L	OTL	SOL	SO	GA	SA	SV%
Miikka Kiprusoff	73	4,235:19	2.31	35	28	3	7	4	163	2035	.920
Curtis McElhinney	10	502:29	3.23	3	4	0	0	0	27	235	.885
Vesa Toskala	6	211:55	2.26	2	0	0	0	0	8	97	.918
EMPTY NET GOALS	-	-	-	-	-	-	-	-	5	5	-
SHOOTOUT GAMES	-	-	-	-	-	-	-	-	7	-	-
TOTAL	82	4,980	2.45	40	32	3	7	4	210	2372	.914

REGULAR SEASON

MOST POINTS:
Jarome Iginla, 69

MOST GOALS:
Jarome Iginla, 32

MOST ASSISTS:
Matt Stajan, 38

MOST PENALTY MINUTES:
Jamal Mayers, 131

MOST WINS GOALIE:
Miikka Kiprusoff, 35

TROPHIES AND AWARDS

RALPH T. SCURFIELD HUMANITARIAN AWARD
Craig Conroy

J.R. MCCAIG MEMORIAL AWARD
Daymond Langkow

MOLSON CUP
Miikka Kiprusoff

2008-09

Iginla wins Messier Leadership Award and 1st All-Star
Kiprusoff leads NHL with 45 wins

COACH	REGULAR SEASON								PLAYOFFS				
	GP	W	L	OTL	SOL	PTS	GF	GA	GP	W	L	GF	GA
Mike Keenan	82	46	30	4	2	98	254	248	6	2	4	16	21

Regular Season: 2nd Northwest Division, 10th overall. Playoffs: Conference Quarter-Finals — lost series to Chicago 4-2.

PLAYER	REGULAR SEASON					PLAYOFFS				
	GP	G	A	PTS	PIM	GP	G	A	PTS	PIM
Jarome Iginla	82	35	54	89	37	6	3	1	4	0
Michael Cammalleri	81	39	43	82	44	6	1	2	3	2
Olli Jokinen	PHX	57	21	21	42	49	-	-	-	-
	CGY	19	8	7	15	18	6	2	3	5
	TOTAL	76	29	28	57	67	6	2	3	5
Daymond Langkow	73	21	28	49	20	6	0	3	3	2
Craig Conroy	82	12	36	48	28	6	0	1	1	0
Dion Phaneuf	80	11	36	47	100	5	0	3	3	4
Todd Bertuzzi	66	15	29	44	74	6	1	1	2	8
Curtis Glencross	74	13	27	40	42	6	0	3	3	12
Rene Bourque	58	21	19	40	70	5	1	0	1	22
David Moss	81	20	19	39	22	6	3	0	3	0
Adrian Aucoin	81	10	24	34	46	6	2	1	3	2
Jordan Leopold	COL	64	6	14	20	18	-	-	-	-
	CGY	19	1	3	4	6	6	0	1	1
	TOTAL	83	7	17	24	24	6	0	1	1
Dustin Boyd	71	11	11	22	10	5	1	0	1	0
Cory Sarich	76	2	18	20	112	5	0	1	1	4
Mark Giordano	58	2	17	19	59	-	-	-	-	-
Jamie Lundmark	27	8	8	16	17	2	0	0	0	0
Eric Nystrom	76	5	5	10	89	6	2	2	4	0
Adam Pardy	60	1	9	10	69	6	0	2	2	5
Robyn Regehr	75	0	8	8	73	-	-	-	-	-
Jim Vandermeer	45	1	6	7	108	6	0	1	1	4
Wayne Primeau	24	0	4	4	14	-	-	-	-	-
Andre Roy	44	3	0	3	83	2	0	0	0	0
Matt Pelech	5	0	3	3	9	-	-	-	-	-
David Van Der Gulik	6	0	2	2	0	-	-	-	-	-
Warren Peters	16	1	0	1	12	4	0	0	0	0
Brett Sutter	4	1	0	1	2	-	-	-	-	-
John Negrin	3	0	1	1	2	-	-	-	-	-
Kris Chucko	2	0	0	0	2	-	-	-	-	-
Mikael Backlund	1	0	0	0	0	-	-	-	-	-
Kyle Greentree	2	0	0	0	0	-	-	-	-	-
Anders Eriksson	0	0	0	0	0	2	0	0	0	0
BENCH	82	-	-	-	-	-	-	-	-	-
TRADED PLAYERS	75	10	22	32	109	-	-	-	-	-
SHOOTOUT GAME WINNERS	-	3	-	-	-	-	-	-	-	-
PENALTY SHOT GOALS	0	-	-	-	-	-	-	-	-	-
TOTAL	82	254	439	690	1299	6	16	29	45	89

GOALTENDER	GP	MP	GAA	W	L	OTL	SOL	SO	GA	SA	SV%
Mikka Kiprusoff	76	4,417:59	2.84	45	24	3	2	4	209	2155	.903
PLAYOFFS	6	323:49	3.52	2	3	1	-	0	19	164	.884
Curtis McElhinney	14	517:53	3.59	1	6	1	0	0	31	280	.889
PLAYOFFS	1	33:46	1.76	0	0	0	-	0	1	10	.900
EMPTY NET GOALS	-	-	-	-	-	-	-	-	6	6	-
EMPTY NET GOALS	-	-	-	-	-	-	-	-	1	1	-
SHOOTOUT GAMES	-	-	-	-	-	-	-	-	2	-	-
TOTAL	82	4,964	2.97	46	30	4	2	4	248	2441	.899
PLAYOFFS	6	360	3.50	2	3	1	-	0	21	175	.880

REGULAR SEASON

MOST POINTS:

Jarome Iginla, 89

MOST GOALS:

Michael Cammalleri, 39

MOST ASSISTS:

Jarome Iginla, 54

MOST PENALTY MINUTES:

Cory Sarich, 112

MOST WINS GOALIE:

Mikka Kiprusoff, 45

PLAYOFFS

MOST POINTS:

Olli Jokinen, 5

MOST GOALS:

Jarome Iginla, 3

David Moss, 3

MOST ASSISTS:

Daymond Langkow, 3

Dion Phaneuf, 3

Curtis Glencross, 3

MOST PENALTY MINUTES:

Rene Bourque, 22

TROPHIES AND AWARDS

RALPH T. SCURFIELD HUMANITARIAN AWARD
David Moss

J.R. MCCAIG MEMORIAL AWARD
Craig Conroy

MOLSON CUP
Mikka Kiprusoff

ALL-STAR GAME
Jarome Iginla

2007-08

Iginla leads team with 50 goals and 98 points
Phaneuf and Iginla All-Stars

COACH	REGULAR SEASON								PLAYOFFS				
	GP	W	L	OTL	PTS	GF	GA	GP	W	L	GF	GA	
Mike Keenan	82	42	30	10	94	229	227	7	3	4	17	19	

Regular Season: 3rd Northwest Division, 14th overall. Playoffs: Conference Quarter-Finals — lost series to San Jose 4-3.

PLAYER	REGULAR SEASON					PLAYOFFS					
	GP	G	A	PTS	PIM	GP	G	A	PTS	PIM	
Jarome Iginla	82	50	48	98	83	7	4	5	9	2	
Kristian Huselius	81	25	41	66	40	7	0	4	4	6	
Daymond Langkow	80	30	35	65	19	7	3	2	5	0	
Dion Phaneuf	82	17	43	60	182	7	3	4	7	4	
Alex Tanguay	78	18	40	58	48	7	0	4	4	4	
Matthew Lombardi	82	14	22	36	67	7	0	0	0	4	
Adrian Aucoin	76	10	25	35	37	7	0	3	3	4	
Craig Conroy	79	12	22	34	71	7	0	2	2	8	
Owen Nolan	77	16	16	32	71	7	3	2	5	2	
Robyn Regehr	82	5	15	20	79	7	0	2	2	2	
Anders Eriksson	61	1	17	18	36	3	0	1	1	2	
James Vandermeer	CHI	26	2	7	9	44	-	-	-	-	
	PHI	28	1	5	6	27	-	-	-	-	
	CGY	21	0	2	2	39	7	0	0	0	4
	TOTAL	75	3	14	17	110	7	0	0	0	4
Dustin Boyd	48	7	5	12	6	0	0	0	0	0	
Stephane Yelle	74	3	9	12	20	7	0	2	2	6	
David Moss	41	4	7	11	10	5	1	1	2	4	
Eric Nystrom	44	3	7	10	48	7	0	0	0	2	
Wayne Primeau	43	3	7	10	26	7	1	0	1	4	
Cory Sarich	80	2	5	7	135	7	0	1	1	4	
Marcus Nilson	47	3	2	5	4	2	0	0	0	0	
Mark Smith	54	1	3	4	59	0	0	0	0	0	
Rhett Warrener	31	1	3	4	21	0	0	0	0	0	
Eric Godard	74	1	1	2	171	5	0	0	0	2	
David Hale	58	0	2	2	46	6	0	0	0	2	
Tim Ramholt	1	0	0	0	0	0	0	0	0	0	
BENCH	82	-	-	-	14	7	-	-	-	2	
TRADED PLAYERS	-	-	-	-	-	-	-	-	-	-	
TOTAL	82	226	379	605	1342	7	17	31	48	68	

REGULAR SEASON

MOST POINTS:
Jarome Iginla, 98

MOST GOALS:
Jarome Iginla, 50

MOST ASSISTS:
Jarome Iginla, 48

MOST PENALTY MINUTES:
Dion Phaneuf, 182

MOST WINS GOALIE:
Miikka Kiprusoff, 39

PLAYOFFS

MOST POINTS:
Jarome Iginla, 9

MOST GOALS:
Jarome Iginla, 4

MOST ASSISTS:
Jarome Iginla, 5

MOST PENALTY MINUTES:
Craig Conroy, 8

TROPHIES AND AWARDS

RALPH T. SCURFIELD HUMANITARIAN AWARD
Dion Phaneuf

J.R. MCCAIG MEMORIAL AWARD
Jarome Iginla

MOLSON CUP
Jarome Iginla

ALL-STAR GAME
Jarome Iginla, Captain
Dion Phaneuf

GOALTENDER	GP	MP	GAA	W	L	OTL	SOL	SO	EN	GA	SA	SV%
Miikka Kiprusoff	76	4,398	2.69	39	26	7	3	2	3	197	2096	.906
PLAYOFFS	7	336	3.21	2	4	0	-	1	0	18	196	.908
Curtis Joseph	9	399	2.55	3	2	0	0	0	0	17	181	.906
PLAYOFFS	2	79	0.76	1	0	0	-	0	0	1	33	.970
Curtis McElhinney	5	150	2.00	0	2	0	0	0	1	5	51	.902
Matt Keetley	1	9	0.00	0	0	0	0	0	0	0	2	1.000
TOTAL	82	4,975	2.70	42	30	7	3	2	4	224	2335	.904
PLAYOFFS	7	415	2.75	3	4	0	-	1	0	19	229	.917

2006-07

Three 30-goal scorers
Phaneuf and Kiprusoff voted All-Stars

COACH	REGULAR SEASON								PLAYOFFS				
	GP	W	L	OTL	PTS	GF	GA	GP	W	L	GF	GA	
Jim Playfair	82	43	29	10	96	258	226	6	2	4	10	18	

Regular Season: 3rd Northwest Division, 13th overall. Playoffs: Conference Quarter-Finals — lost series to Detroit 4-2.

PLAYER	REGULAR SEASON					PLAYOFFS					
	GP	G	A	PTS	PIM	GP	G	A	PTS	PIM	
Jarome Iginla	70	39	55	94	40	6	2	2	4	12	
Alex Tanguay	81	22	59	81	44	6	1	3	4	8	
Kristian Huselius	81	34	43	77	26	6	0	2	2	4	
Daymond Langkow	81	33	44	77	44	6	2	2	4	4	
Dion Phaneuf	79	17	33	50	98	6	1	0	1	7	
Matthew Lombardi	81	20	26	46	48	6	1	1	2	0	
Roman Hamrlik	75	7	31	38	88	6	0	1	1	8	
Craig Conroy	LAK	52	5	11	16	38	-	-	-	-	-
	CGY	28	8	13	21	18	6	1	1	2	8
	TOTAL	80	13	24	37	56	6	1	1	2	8
Tony Amonte	81	10	20	30	40	6	0	1	1	0	
Stephane Yelle	56	10	14	24	32	6	0	0	0	2	
Wayne Primeau	BOS	51	7	8	15	75	-	-	-	-	-
	CGY	27	3	4	7	36	6	0	2	2	14
	TOTAL	78	10	12	22	111	6	0	2	2	14
Brad Stuart	BOS	48	7	10	17	26	-	-	-	-	-
	CGY	27	0	5	5	18	6	0	1	1	6
	TOTAL	75	7	15	22	44	6	0	1	1	6
Robyn Regehr	78	2	19	21	75	1	0	0	0	0	
David Moss	41	10	8	18	12	6	0	1	1	0	
Mark Giordano	48	7	8	15	36	0	0	0	0	0	
Marcus Nilson	63	5	10	15	27	6	0	0	0	2	
Byron Ritchie	64	8	6	14	68	1	0	0	0	10	
Jeff Friesen	72	6	6	12	34	5	0	0	0	2	
Rhett Warrener	62	4	6	10	67	6	0	0	0	10	
Andrei Zyuzin	49	1	5	6	30	5	1	0	1	2	
Dustin Boyd	13	2	2	4	4	-	-	-	-	-	
Richie Regehr	6	1	1	2	0	-	-	-	-	-	
Eric Godard	19	0	1	1	50	-	-	-	-	-	
David Hale	NJD	43	0	1	1	26	-	-	-	-	-
	CGY	11	0	0	0	10	2	0	0	0	6
	TOTAL	54	0	1	1	36	2	0	0	0	6
Tomi Maki	1	0	0	0	0	-	-	-	-	-	
Carsen Gernyn	2	0	0	0	0	-	-	-	-	-	
Darren McCarty	32	0	0	0	58	-	-	-	-	-	
Brad Ference	5	0	0	0	2	-	-	-	-	-	
Brandon Prust	10	0	0	0	25	-	-	-	-	-	
Miikka Kiprusoff	74	0	0	0	2	6	0	0	0	0	
Jamie McLennan	9	0	0	0	16	1	0	0	0	12	
BENCH	82	-	-	-	22	7	-	-	-	0	
TRADED PLAYERS	133	6	27	33	134	-	-	-	-	-	
TOTAL	82	258	447	705	1204	6	10	17	27	117	

REGULAR SEASON

MOST POINTS:
Jarome Iginla, 94

MOST GOALS:
Jarome Iginla, 39

MOST ASSISTS:
Alex Tanguay, 59

MOST PENALTY MINUTES:
Dion Phaneuf, 98

MOST WINS GOALIE:
Miikka Kiprusoff, 40

PLAYOFFS

MOST POINTS:
Jarome Iginla, 4
Alex Tanguay, 4

MOST GOALS:
Jarome Iginla, 2
Daymond Langkow, 2

MOST ASSISTS:
Alex Tanguay, 3

MOST PENALTY MINUTES:
Wayne Primeau, 14

TROPHIES AND AWARDS

RALPH T. SCURFIELD HUMANITARIAN AWARD
Rhett Warrener

J.R. MCCAIG MEMORIAL AWARD
Stephane Yelle

MOLSON CUP
Miikka Kiprusoff

GOALTENDER	GP	MP	GA	GAA	W-L-OTL	SO	EN	GP	MP	GA	GAA	W-L	SO	EN
Miikka Kiprusoff	74	4419	181	2.46	40-24-9	7	6	6	384	18	2.81	2-4	0	0
Jamie McLennan	9	533	32	3.60	3-5-1	0	0	1	1	0	0.00	0-0	0	0
TOTAL	82	4952	213	2.58	43-29-10	10	5	6	385	18	2.81	2-4	0	0

2005-06

Kiprusoff wins Vezina and Jennings trophies

COACH	REGULAR SEASON										PLAYOFFS				
	GP	W	L	OTL	PTS	GF	GA	GP	W	L	GF	GA			
Darryl Sutter	82	46	25	11	103	218	200	7	3	4	16	17			

Regular Season: 1st Northwest Division, 7th overall. Playoffs: Conference Quarter-Finals — lost series to Anaheim 4-3.

PLAYER	REGULAR SEASON					PLAYOFFS					
	GP	G	A	PTS	PIM	GP	G	A	PTS	PIM	
Jarome Iginla	82	35	32	67	86	7	5	3	8	11	
Daymond Langkow	82	25	34	59	46	7	1	5	6	6	
Dion Phaneuf	82	20	29	49	93	7	1	0	1	7	
Kristian Huselius	FLA	24	5	3	8	4	-	-	-	-	
	CGY	54	15	24	39	36	7	2	4	6	4
	TOTAL	78	20	27	47	40	7	2	4	6	4
Tony Amonte	80	14	28	42	43	7	2	1	3	10	
Chuck Kobasev	77	20	11	31	64	7	1	0	1	0	
Andrew Ference	82	4	27	31	85	7	0	4	4	12	
Jamie Lundmark	NYR	3	1	0	1	6	-	-	-	-	-
	PHX	38	5	13	18	36	-	-	-	-	-
	CGY	12	4	6	10	20	4	0	1	1	7
	TOTAL	53	10	19	29	62	4	0	1	1	7
Mike Leclerc	PHX	35	9	12	21	29	-	-	-	-	-
	CGY	15	1	4	5	8	3	0	0	0	2
	TOTAL	50	10	16	26	37	3	0	0	0	2
Roman Hamrlik	51	7	19	26	56	7	0	2	2	2	
Robyn Regehr	68	6	20	26	67	7	1	3	4	6	
Matthew Lombardi	55	6	20	26	48	7	0	2	2	2	
Chris Simon	72	8	14	22	94	6	0	1	1	7	
Shean Donovan	80	9	11	20	82	7	0	0	0	6	
Jordan Leopold	74	2	18	20	68	7	0	1	1	4	
Stephane Yelle	74	4	14	18	48	7	1	0	1	8	
Marcus Nilson	70	6	11	17	32	-	-	-	-	-	
Darren McCarty	67	7	6	13	117	7	2	0	2	15	
Byron Ritchie	45	4	2	6	69	7	0	0	0	0	
Rhett Warrener	61	3	3	6	54	7	0	0	0	14	
Craig MacDonald	25	3	2	5	8	1	0	0	0	0	
Cale Hulse	PHX	0	0	0	0	0	-	-	-	-	
	CBJ	27	0	3	3	43	-	-	-	-	
	CGY	12	0	1	1	20	-	-	-	-	
	TOTAL	39	0	4	4	63	-	-	-	-	
Bryan Marchment	37	1	2	3	75	-	-	-	-	-	
Richie Regehr	14	0	2	2	6	-	-	-	-	-	
Mark Giordano	7	0	1	1	8	-	-	-	-	-	
Eric Nystrom	2	0	0	0	0	-	-	-	-	-	
Carsen Gernymn	2	0	0	0	0	-	-	-	-	-	
Lynn Loyns	1	0	0	0	0	-	-	-	-	-	
BENCH	82	0	0	0	18	7	0	0	0	4	
TRADED PLAYERS	92	12	21	33	100	-	-	-	-	-	
TOTAL	82	216	362	578	1451	7	16	27	42	127	

GOALTENDER	GP	MP	GA	GAA	W-L-OTL	SO	EN	GP	MP	GA	GAA	W-L	SO	EN
Miikka Kiprusoff	74	4380	151	2.07	42-20-11	10	5	7	427:5	16	2.24	3-4	0	1
Brian Boucher	3	182	15	4.95	1-2-0	0	0	-	-	-	-	-	-	-
TRADED GOALIE	8	402	22	3.28	3-3-0	0	0	-	-	-	-	-	-	-
TOTAL	82	4984	193	2.32	46-25-11	10	5	7	431	17	2.37	3-4	0	1

REGULAR SEASON

MOST POINTS:

Jarome Iginla, 67

MOST GOALS:

Jarome Iginla, 35

MOST ASSISTS:

Daymond Langkow, 34

MOST PENALTY MINUTES:

Darren McCarty, 117

MOST WINS GOALIE:

Miikka Kiprusoff, 42

PLAYOFFS

MOST POINTS:

Jarome Iginla, 8

MOST GOALS:

Jarome Iginla, 5

MOST ASSISTS:

Damon Langkow, 5

MOST PENALTY MINUTES:

Darren McCarty, 15

TROPHIES AND AWARDS

RALPH T. SCURFIELD HUMANITARIAN AWARD

Rhett Warrener

J.R. MCCAIG MEMORIAL AWARD

Robyn Regehr

MOLSON CUP

Miikka Kiprusoff

VEZINA TROPHY

Miikka Kiprusoff

WILLIAM M. JENNINGS TROPHY

Miikka Kiprusoff

2003-04

Flames ride the C of Red to the Stanley Cup Finals

COACH	REGULAR SEASON										PLAYOFFS				
	GP	W	L	T	OTL	PTS	GF	GA	GP	W	L	GF	GA		
Darryl Sutter	82	42	30	7	3	94	200	176	26	15	11	60	53		

Regular Season: 3rd Northwest Division, 12th overall. Playoffs: Conference Quarter-Finals — defeated Vancouver 4-3; Conference Semi-Finals — defeated Detroit 4-2; Western Conference Finals — defeated San Jose 4-2; Stanley Cup Finals — lost to Tampa Bay 4-3.

PLAYER	REGULAR SEASON					PLAYOFFS					
	GP	G	A	PTS	PIM	GP	G	A	PTS	PIM	
Jarome Iginla	81	41	32	73	84	26	13	9	22	45	
Craig Conroy	63	8	39	47	44	26	6	11	17	12	
Shean Donovan	82	18	24	42	72	24	5	5	10	23	
Martin Gelinás	76	17	18	35	70	26	8	7	15	35	
Jordan Leopold	82	9	24	33	24	26	0	10	10	6	
Dean McAmmond	64	17	13	30	18	-	-	-	-	-	
Matthew Lombardi	79	16	13	29	32	13	1	5	6	4	
Oleg Saprykin	69	12	17	29	41	26	3	3	6	14	
Steve Reinprecht	44	7	22	29	4	-	-	-	-	-	
Chris Simon	NYR	65	14	9	23	225	-	-	-	-	
	CGY	13	3	2	5	25	16	5	2	7	74
	TOTAL	78	17	11	28	250	16	5	2	7	74
Chris Clark	82	10	15	25	106	26	3	3	6	30	
Marcus Nilson	FLA	69	6	13	19	26	-	-	-	-	
	CGY	14	5	0	5	14	26	4	7	11	12
	TOTAL	83	11	13	24	40	26	4	7	11	12
Ville Nieminen	CHI	60	2	11	13	40	-	-	-	-	
	CGY	19	3	5	8	18	24	4	4	8	55
	TOTAL	79	5	16	21	58	24	4	4	8	55
Toni Lydman	67	4	16	20	30	6	0	1	1	2	
Robyn Regehr	82	4	14	18	74	26	2	7	9	20	
Chuck Kobasew	70	6	11	17	51	26	0	1	1	24	
Stephane Yelle	53	4	13	17	24	23	3	3	6	16	
Rhett Warrener	77	3	14	17	97	24	0	1	1	6	
Andrew Ference	72	4	12	16	53	26	0	3	3	25	
Denis Gauthier	80	1	15	16	113	6	0	1	1	4	
Krzysztof Oliwa	65	3	2	5	247	20	2	0	2	6	
Steve Montador	26	1	2	3	50	20	1	2	3	6	
Dave Lowry	18	1	1	2	11	10	0	0	0	6	
Lynn Loyns	SJS	2	0	0	0	0	-	-	-	-	
	CGY	12	0	2	2	2	-	-	-	-	
	TOTAL	14	0	2	2	2	0	0	0	0	0
Martin Sonnenberg	5	0	0	0	2	0	0	0	0	0	
Mike Commodore	12	0	0	0	25	20	0	2	2	19	
Brennan Evans	-	-	-	-	-	2	0	0	0	0	
BENCH	82	0	0	0	42	26	0	0	0	0	
TRADED PLAYERS	95	3	9	12	40	-	-	-	-	-	
TOTAL	82	200	335	535	1428	26	60	87	147	444	

GOALTENDER	GP	MP	GA	GAA	W-L-OTL	SO	EN	GP	MP	GA	GAA	W-L	SO	EN
Miikka Kiprusoff	38	2301	65	1.69	24-10-4	4	4	26	1655	51	1.85	15-11	5	2
Roman Turek	18	1031	40	2.33	6-11-0	3	2	1	19	0	0.00	0-0	0	0
Dany Sabourin	4	169	10	3.55	0-3-0	0	0	-	-	-	-	-	-	-
Jamie McLennan	26	1446	53	2.20	12-9-3	4	2	-	-	-	-	-	-	-
TOTAL	82	4968	176	2.13	42-33-7	11	8	26	1680	53	1.89	15-11	5	2

REGULAR SEASON

- MOST POINTS:**
Jarome Iginla, 73
- MOST GOALS:**
Jarome Iginla, 41
- MOST ASSISTS:**
Craig Conroy, 39
- MOST PENALTY MINUTES:**
Chris Simon, 250
- MOST WINS GOALIE:**
Miikka Kiprusoff, 24

PLAYOFFS

- MOST POINTS:**
Jarome Iginla, 22
- MOST GOALS:**
Jarome Iginla, 13
- MOST ASSISTS:**
Craig Conroy, 11
- MOST PENALTY MINUTES:**
Chris Simon, 74

TROPHIES AND AWARDS

- RALPH T. SCURFIELD HUMANITARIAN AWARD**
Martin Gelinás
- MOLSON CUP**
Jarome Iginla
- MAURICE "ROCKET" RICHARD TROPHY**
Jarome Iginla (tie)
- NHL 2ND ALL-STAR**
Jarome Iginla
- KING CLANCY AWARD**
Jarome Iginla
- NHL FOUNDATION AWARD**
Jarome Iginla

2002-03

Darryl Sutter returns to his Alberta roots

COACH	REGULAR SEASON									PLAYOFFS				
	GP	W	L	T	OTL	PTS	GF	GA	GP	W	L	GF	GA	
Greg Gilbert/Al MacNeil and Darryl Sutter	82	29	36	13	4	75	186	228	-	-	-	-	-	

Regular Season: 5th Northwest Division, 22nd overall.

PLAYER	REGULAR SEASON					PLAYOFFS				
	GP	G	A	PTS	PIM	GP	G	A	PTS	PIM
Jarome Iginla	75	35	32	67	49	-	-	-	-	-
Craig Conroy	79	22	37	59	36	-	-	-	-	-
Chris Drury	80	23	30	53	33	-	-	-	-	-
Martin Gelinás	81	21	31	52	51	-	-	-	-	-
Toni Lydman	81	6	20	26	28	-	-	-	-	-
Stephane Yelle	82	10	15	25	50	-	-	-	-	-
Oleg Saprykin	52	8	15	23	46	-	-	-	-	-
Chris Clark	81	10	12	22	126	-	-	-	-	-
Dave Lowry	34	5	14	19	22	-	-	-	-	-
Dean McAmmond	-	-	-	-	-	-	-	-	-	-
COL	41	10	8	18	10	-	-	-	-	-
TOTAL	41	10	8	18	10	-	-	-	-	-
Bob Boughner	69	3	14	17	126	-	-	-	-	-
Jordan Leopold	58	4	10	14	12	-	-	-	-	-
Shean Donovan	PIT	52	4	5	9	30	-	-	-	-
CGY	13	1	2	3	7	-	-	-	-	-
TOTAL	65	5	7	12	37	-	-	-	-	-
Denis Gauthier	72	1	11	12	99	-	-	-	-	-
Robyn Regehr	76	0	12	12	87	-	-	-	-	-
Scott Nichol	68	5	5	10	149	-	-	-	-	-
Blake Sloan	67	2	8	10	28	-	-	-	-	-
Petr Buzek	44	3	5	8	14	-	-	-	-	-
Andrew Ference	PIT	22	1	3	4	36	-	-	-	-
CGY	16	0	4	4	6	-	-	-	-	-
TOTAL	38	1	7	8	42	-	-	-	-	-
Chuck Kobasew	23	4	2	6	8	-	-	-	-	-
Craig Berube	55	2	4	6	100	-	-	-	-	-
Steve Begin	50	3	1	4	51	-	-	-	-	-
Blair Betts	9	1	3	4	0	-	-	-	-	-
Steve Montador	50	1	1	2	114	-	-	-	-	-
Mike Commodore	6	0	1	1	19	-	-	-	-	-
Ladislav Kohn	3	0	1	1	2	-	-	-	-	-
Mike Mottau	4	0	0	0	0	-	-	-	-	-
Rick Mrozik	2	0	0	0	0	-	-	-	-	-
Robert Dome	1	0	0	0	0	-	-	-	-	-
BENCH	82	0	0	0	22	-	-	-	-	-
TRADED PLAYERS	145	16	21	37	78	-	-	-	-	-
TOTAL	82	186	315	501	1391	-	-	-	-	-

GOALTENDER	GP	MP	GA	GAA	W-L-OTL	SO	EN	GP	MP	GA	GAA	W-L	SO	EN
Roman Turek	65	3822	164	2.57	27-29-9	4	4	-	-	-	-	-	-	-
Jamie McLennan	22	1165	58	2.99	2-11-4	0	2	-	-	-	-	-	-	-
TOTAL	82	5012	228	2.73	29-40-13	4	6	-	-	-	-	-	-	-

REGULAR SEASON

MOST POINTS:
Jarome Iginla, 67

MOST GOALS:
Jarome Iginla, 35

MOST ASSISTS:
Craig Conroy, 37

MOST PENALTY MINUTES:
Scott Nichol, 149

MOST WINS GOALIE:
Roman Turek, 27

TROPHIES AND AWARDS

RALPH T. SCURFIELD HUMANITARIAN AWARD
Denis Gauthier

MOLSON CUP
Jarome Iginla

2001-02

Jarome Iginla captures Art Ross and "Rocket" Richard trophies

COACH	REGULAR SEASON									PLAYOFFS				
	GP	W	L	T	OTL	PTS	GF	GA	GP	W	L	GF	GA	
Greg Gilbert	82	32	35	12	3	79	201	220	-	-	-	-	-	

Regular Season: 4th Northwest Division, 22nd overall.

PLAYER	REGULAR SEASON					PLAYOFFS				
	GP	G	A	PTS	PIM	GP	G	A	PTS	PIM
Jarome Iginla	82	52	44	96	77	-	-	-	-	-
Craig Conroy	81	27	48	75	32	-	-	-	-	-
Dean McAmmond	73	21	30	51	60	-	-	-	-	-
Derek Morris	61	4	30	34	88	-	-	-	-	-
Marc Savard	56	14	19	33	48	-	-	-	-	-
Toni Lydman	79	6	22	28	52	-	-	-	-	-
Igor Kravchuk	78	4	22	26	19	-	-	-	-	-
Rob Niedermayer	57	6	14	20	49	-	-	-	-	-
Clarke Wilm	66	4	14	18	61	-	-	-	-	-
Chris Clark	64	10	7	17	79	-	-	-	-	-
Scott Nichol	60	8	9	17	107	-	-	-	-	-
Jamie Wright	44	4	12	16	20	-	-	-	-	-
Dave Lowry	62	7	6	13	51	-	-	-	-	-
Denis Gauthier	66	5	8	13	91	-	-	-	-	-
Steve Begin	51	7	5	12	79	-	-	-	-	-
Ronald Petrovicky	77	5	7	12	85	-	-	-	-	-
Blake Sloan	CBJ	60	2	7	9	46	-	-	-	-
	CGY	7	0	2	2	4	-	-	-	-
TOTAL		67	2	9	11	50	-	-	-	-
Robyn Regehr		77	2	6	8	93	-	-	-	-
Jeff Shantz		40	3	3	6	23	-	-	-	-
Bob Boughner		79	2	4	6	170	-	-	-	-
Roman Turek		69	0	5	5	4	-	-	-	-
Craig Berube		66	3	1	4	164	-	-	-	-
Petr Buzek	ATL	9	0	0	0	13	-	-	-	-
	CGY	32	1	3	4	14	-	-	-	-
TOTAL		41	1	3	4	27	-	-	-	-
Steve Montador		11	1	2	3	26	-	-	-	-
Mike Vernon		18	0	3	3	0	-	-	-	-
Jason Botterill		4	1	0	1	2	-	-	-	-
Blair Betts		6	1	0	1	2	-	-	-	-
Kay Whitmore		1	0	0	0	0	-	-	-	-
Dallas Eakins		3	0	0	0	4	-	-	-	-
Alan Letang		2	0	0	0	0	-	-	-	-
Ryan Christie		2	0	0	0	0	-	-	-	-
Oleg Saprykin		3	0	0	0	0	-	-	-	-
Micki DuPont		2	0	0	0	2	-	-	-	-
BENCH		82	0	0	0	12	-	-	-	-
TRADED PLAYERS		84	3	5	8	68	-	-	-	-
TOTAL		82	201	331	532	1586	-	-	-	-

REGULAR SEASON

MOST POINTS:
Jarome Iginla, 96

MOST GOALS:
Jarome Iginla, 52

MOST ASSISTS:
Craig Conroy, 48

MOST PENALTY MINUTES:
Bob Boughner, 170

MOST WINS GOALIE:
Roman Turek, 30

TROPHIES AND AWARDS

RALPH T. SCURFIELD HUMANITARIAN AWARD
Jarome Iginla

MOSON CUP
Jarome Iginla

NHL 1ST STAR
Jarome Iginla

ART ROSS TROPHY
Jarome Iginla

MAURICE "ROCKET" RICHARD TROPHY
Jarome Iginla

LESTER B. PEARSON AWARD
Jarome Iginla

GOALTENDER	GP	MP	GA	GAA	W-L-OTL	SO	EN	GP	MP	GA	GAA	W-L	SO	EN
Roman Turek	69	4081	172	2.53	30-28-11	5	6	-	-	-	-	-	-	-
Mike Vernon	18	825	38	2.73	2-9-1	1	1	-	-	-	-	-	-	-
Kay Whitmore	1	58	3	3.10	0-1-0	0	0	-	-	-	-	-	-	-
TOTAL	82	4990	220	2.65	32-38-12	7	7	-	-	-	-	-	-	-

2000-01

Jarome Iginla leads Flames with 71 points

COACH	REGULAR SEASON									PLAYOFFS				
	GP	W	L	T	OTL	PTS	GF	GA	GP	W	L	GF	GA	
Don Hay/Greg Gilbert	82	27	36	15	4	73	197	236	-	-	-	-	-	

Regular Season: 4th Northwest Division, 20th overall.

PLAYER	REGULAR SEASON					PLAYOFFS				
	GP	G	A	PTS	PIM	GP	G	A	PTS	PIM
Jarome Iginla	77	31	40	71	62	-	-	-	-	-
Marc Savard	77	23	42	65	46	-	-	-	-	-
Valeri Bure	78	27	28	55	26	-	-	-	-	-
Dave Lowry	79	18	17	35	47	-	-	-	-	-
Phil Housley	69	4	30	34	24	-	-	-	-	-
Craig Conroy	STL	69	11	14	25	46	-	-	-	-
	CGY	14	3	4	7	14	-	-	-	-
	TOTAL	83	14	18	32	60	-	-	-	-
Derek Morris	51	5	23	28	56	-	-	-	-	-
Oleg Saprykin	59	9	14	23	43	-	-	-	-	-
Jeff Shantz	73	5	15	20	58	-	-	-	-	-
Tommy Albelin	77	1	19	20	22	-	-	-	-	-
Toni Lydman	62	3	16	19	30	-	-	-	-	-
Jason Wiemer	65	10	5	15	177	-	-	-	-	-
Clarke Wilm	81	7	8	15	69	-	-	-	-	-
Igor Kravchuk	OTT	15	1	5	6	14	-	-	-	-
	CGY	37	0	8	8	4	-	-	-	-
	TOTAL	52	1	13	14	18	-	-	-	-
Jeff Cowan	51	9	4	13	74	-	-	-	-	-
Daniel Tkaczuk	19	4	7	11	14	-	-	-	-	-
Ronald Petrovicky	30	4	5	9	54	-	-	-	-	-
Denis Gauthier	62	2	6	8	78	-	-	-	-	-
Chris Clark	29	5	1	6	38	-	-	-	-	-
Brad Werenka	33	1	4	5	16	-	-	-	-	-
Robyn Regehr	71	1	3	4	70	-	-	-	-	-
Dwayne Hay	49	1	3	4	16	-	-	-	-	-
Ron Sutter	21	1	3	4	12	-	-	-	-	-
Benoit Gratton	14	1	3	4	14	-	-	-	-	-
Steve Smith	13	0	2	2	17	-	-	-	-	-
Dallas Eakins	17	0	1	1	11	-	-	-	-	-
Mike Vernon	41	0	1	1	16	-	-	-	-	-
Fred Brathwaite	49	0	1	1	2	-	-	-	-	-
Martin Brochu	0	0	0	0	0	-	-	-	-	-
Niklas Andersson	11	0	1	1	4	-	-	-	-	-
Marty Murray	7	0	0	0	0	-	-	-	-	-
Rico Fata	5	0	0	0	6	-	-	-	-	-
Steve Begin	4	0	0	0	21	-	-	-	-	-
TRADED PLAYERS	141	22	33	55	221	-	-	-	-	-
TOTAL	82	197	347	544	1376	-	-	-	-	-

REGULAR SEASON

MOST POINTS:
Jarome Iginla, 71

MOST GOALS:
Jarome Iginla, 31

MOST ASSISTS:
Marc Savard, 42

MOST PENALTY MINUTES:
Jason Wiemer, 177

MOST WINS GOALIE:
Fred Brathwaite, 15

TROPHIES AND AWARDS

RALPH T. SCURFIELD HUMANITARIAN AWARD
Jarome Iginla

MOLSON CUP
Jarome Iginla

GOALTENDER	GP	MP	GA	GAA	W-L-OTL	SO	EN	GP	MP	GA	GAA	W-L	SO	EN
Fred Brathwaite	49	2742	106	2.32	15-17-10	5	6	-	-	-	-	-	-	-
Mike Vernon	41	2246	121	3.23	12-23-5	3	3	-	-	-	-	-	-	-
TOTAL	82	5009	236	2.83	27-40-15	8	9	-	-	-	-	-	-	-

1999-2000

Valeri Bure leads Flames with 75 points

COACH	REGULAR SEASON									PLAYOFFS				
	GP	W	L	T	OTL	PTS	GF	GA	GP	W	L	GF	GA	
Brian Sutter	82	31	41	10	5	77	211	256	-	-	-	-	-	

Regular Season: 4th Northwest Division, 22nd overall.

PLAYER	REGULAR SEASON					PLAYOFFS				
	GP	G	A	PTS	PIM	GP	G	A	PTS	PIM
Valeri Bure	82	35	40	75	50	-	-	-	-	-
Jarome Iginla	77	29	34	63	26	-	-	-	-	-
Phil Housley	78	11	44	55	24	-	-	-	-	-
Marc Savard	78	22	31	53	56	-	-	-	-	-
Derek Morris	78	9	29	38	80	-	-	-	-	-
Sergei Krivokrasov	NSH	63	9	17	26	40	-	-	-	-
	CGY	12	1	10	11	4	-	-	-	-
	TOTAL	75	10	27	37	44	-	-	-	-
Andrei Nazarov	76	10	22	32	78	-	-	-	-	-
Jeff Shantz	74	13	18	31	30	-	-	-	-	-
Darryl Shannon	ATL	49	5	13	18	65	-	-	-	-
	CGY	27	1	8	9	22	-	-	-	-
	TOTAL	76	6	21	27	87	-	-	-	-
Jason Wiemer	64	11	11	22	120	-	-	-	-	-
Clarke Wilm	78	10	12	22	67	-	-	-	-	-
Cory Stillman	37	12	9	21	12	-	-	-	-	-
Bill Lindsay	80	8	12	20	86	-	-	-	-	-
Martin St. Louis	56	3	15	18	22	-	-	-	-	-
Andreas Johansson	TBL	12	2	3	5	8	-	-	-	-
	CGY	28	3	7	10	14	-	-	-	-
	TOTAL	40	5	10	15	22	-	-	-	-
Brad Werenka	PIT	61	3	8	11	69	-	-	-	-
	CGY	12	1	1	2	21	-	-	-	-
	TOTAL	73	4	9	13	90	-	-	-	-
Robyn Regehr	57	5	7	12	46	-	-	-	-	-
Tommy Albelin	41	4	6	10	12	-	-	-	-	-
Bobby Dollas	OTT	1	0	0	0	0	-	-	-	-
	CGY	49	3	7	10	28	-	-	-	-
	TOTAL	50	3	7	10	28	-	-	-	-
Marc Bureau	PHI	54	2	2	4	10	-	-	-	-
	CGY	9	1	3	4	2	-	-	-	-
	TOTAL	63	3	5	8	12	-	-	-	-
Jeff Cowan	13	4	1	5	16	-	-	-	-	-
Jason Botterill	ATL	25	1	4	5	17	-	-	-	-
	CGY	2	0	0	0	0	-	-	-	-
	TOTAL	27	1	4	5	17	-	-	-	-
Steve Smith	20	0	4	4	42	-	-	-	-	-
Sergei Varlamov	7	3	0	3	0	-	-	-	-	-
Steve Begin	13	1	1	2	18	-	-	-	-	-
Denis Gauthier	39	1	1	2	50	-	-	-	-	-
Benoit Gratton	10	0	2	2	10	-	-	-	-	-
Wade Belak	40	0	2	2	122	-	-	-	-	-
Stewart Malgunas	4	0	1	1	2	-	-	-	-	-
Oleg Saprykin	4	0	1	1	2	-	-	-	-	-
Chris Clark	22	0	1	1	14	-	-	-	-	-
Steve Dubinsky	23	0	1	1	4	-	-	-	-	-
Lee Sorochan	1	0	0	0	0	-	-	-	-	-
Dave Roche	2	0	0	0	5	-	-	-	-	-
Rico Fata	2	0	0	0	0	-	-	-	-	-
Darrel Scoville	6	0	0	0	2	-	-	-	-	-
J-S Giguere	7	0	0	0	2	-	-	-	-	-
Eric Charron	21	0	0	0	37	-	-	-	-	-
Grant Fuhr	23	0	0	0	2	-	-	-	-	-
Fred Brathwaite	61	0	0	0	4	-	-	-	-	-
BENCH	153	10	29	39	135	-	-	-	-	-
TOTAL	82	211	370	581	1267	-	-	-	-	-

GOALTENDER	GP	MP	GA	GAA	W-L-OTL	SO	EN	GP	MP	GA	GAA	W-L	SO	EN
J-S Giguere	7	330	15	2.73	1-3-1	0	1	-	-	-	-	-	-	-
Fred Brathwaite	61	3448	158	2.75	25-25-7	5	3	-	-	-	-	-	-	-
Grant Fuhr	23	1205	77	3.83	5-13-2	0	2	-	-	-	-	-	-	-
TOTAL	82	5007	256	3.07	31-41-10	5	6	-	-	-	-	-	-	-

REGULAR SEASON

MOST POINTS:

Valeri Bure, 75

MOST GOALS:

Valeri Bure, 35

MOST ASSISTS:

Phil Housley, 44

MOST PENALTY MINUTES:

Wade Belak, 122

MOST WINS GOALIE:

Fred Brathwaite, 25

TROPHIES AND AWARDS

RALPH T. SCURFIELD HUMANITARIAN AWARD

Robyn Regehr

MOLSON CUP

Fred Brathwaite

1998-99

Cory Stillman leads Flames with 57 points

COACH	REGULAR SEASON							PLAYOFFS				
	GP	W	L	T	PTS	GF	GA	GP	W	L	GF	GA
Brian Sutter	82	30	40	12	72	211	234	-	-	-	-	-

Regular Season: 3rd Northwest Division, 20th overall.

PLAYER	REGULAR SEASON					PLAYOFFS				
	GP	G	A	PTS	PIM	GP	G	A	PTS	PIM
Cory Stillman	76	27	30	57	38	-	-	-	-	-
Phil Housley	79	11	43	54	52	-	-	-	-	-
Valeri Bure	80	26	27	53	22	-	-	-	-	-
Jarome Iginla	82	28	23	51	58	-	-	-	-	-
Andrew Cassels	70	12	25	37	18	-	-	-	-	-
Derek Morris	71	7	27	34	73	-	-	-	-	-
Rene Corbet	COL 53	8	14	22	58	-	-	-	-	-
	CGY 20	5	4	9	10	-	-	-	-	-
	TOTAL 73	13	18	31	68	-	-	-	-	-
Jeff Shantz	CHI 7	1	0	1	4	-	-	-	-	-
	CGY 69	12	17	29	40	-	-	-	-	-
	TOTAL 76	13	17	30	44	-	-	-	-	-
Jason Wiemer	78	8	13	21	177	-	-	-	-	-
Clarke Wilm	78	10	8	18	53	-	-	-	-	-
Andrei Nazarov	TBL 26	2	0	2	43	-	-	-	-	-
	CGY 36	5	9	14	30	-	-	-	-	-
	TOTAL 62	7	9	16	73	-	-	-	-	-
Steve Smith	69	1	14	15	80	-	-	-	-	-
Steve Dubinsky	CHI 1	0	0	0	0	-	-	-	-	-
	CGY 61	4	10	14	0	-	-	-	-	-
	TOTAL 62	4	10	14	14	-	-	-	-	-
Cale Hulse	73	3	9	12	117	-	-	-	-	-
Hnat Domenichelli	23	5	5	10	11	-	-	-	-	-
Todd Simpson	73	2	8	10	151	-	-	-	-	-
Ed Ward	68	3	5	8	67	-	-	-	-	-
Denis Gauthier	55	3	4	7	68	-	-	-	-	-
Dave Roche	36	3	3	6	44	-	-	-	-	-
Tommy Albelin	60	1	5	6	8	-	-	-	-	-
Bob Bassen	41	1	2	3	35	-	-	-	-	-
Tom Chorske	NYI 2	0	1	1	2	-	-	-	-	-
	WSH 17	0	2	2	4	-	-	-	-	-
	CGY 7	0	0	0	2	-	-	-	-	-
	TOTAL 26	0	3	3	8	-	-	-	-	-
Martin St. Louis	13	1	1	2	10	-	-	-	-	-
Fred Brathwaite	28	0	2	2	2	-	-	-	-	-
Eric Landry	3	0	1	1	0	-	-	-	-	-
Tyler Moss	11	0	1	1	0	-	-	-	-	-
Eric Charron	12	0	1	1	14	-	-	-	-	-
J-S Giguere	15	0	1	1	4	-	-	-	-	-
Rico Fata	20	0	1	1	4	-	-	-	-	-
Ken Wregget	27	0	1	1	8	-	-	-	-	-
Wade Belak	COL 22	0	0	0	71	-	-	-	-	-
	CGY 9	0	1	1	23	-	-	-	-	-
	TOTAL 31	0	1	1	94	-	-	-	-	-
Lee Sorochan	2	0	0	0	0	-	-	-	-	-
Rocky Thompson	3	0	0	0	25	-	-	-	-	-
Tyrone Garner	3	0	0	0	0	-	-	-	-	-
Andrei Trefilov	CHI 1	0	0	0	0	-	-	-	-	-
	CGY 4	0	0	0	0	-	-	-	-	-
	TOTAL 5	0	0	0	0	-	-	-	-	-
BENCH	109	33	47	80	123	-	-	-	-	-
TOTAL	82	211	348	559	1367	-	-	-	-	-

GOALTENDER	GP	MP	GA	GAA	W-L-OTL	SO	EN	GP	MP	GA	GAA	W-L	SO	EN
Fred Brathwaite	28	1663	68	2.45	11-9-7	1	3	-	-	-	-	-	-	-
Tyler Moss	11	550	23	2.51	3-7-0	0	0	-	-	-	-	-	-	-
Ken Wregget	27	1590	67	2.53	10-12-4	1	2	-	-	-	-	-	-	-
J-S Giguere	15	860	46	3.21	6-7-1	0	2	-	-	-	-	-	-	-
Andrei Trefilov	CHI 1	25	4	9.60	0-1-0	0	0	-	-	-	-	-	-	-
	CGY 4	162	11	4.07	0-3-0	0	0	-	-	-	-	-	-	-
	TOTAL 5	187	15	4.81	0-4-0	0	0	-	-	-	-	-	-	-
Tyrone Garner	3	139	12	5.18	0-2-0	0	0	-	-	-	-	-	-	-
TOTAL	82	4990	234	2.81	30-40-12	2	7	-	-	-	-	-	-	-

REGULAR SEASON

MOST POINTS:
Cory Stillman, 57

MOST GOALS:
Jarome Iginla, 28

MOST ASSISTS:
Phil Housley, 43

MOST PENALTY MINUTES:
Jason Wiemer, 177

MOST WINS GOALIE:
Fred Brathwaite, 11

TROPHIES AND AWARDS

RALPH T. SCURFIELD HUMANITARIAN AWARD
Ed Ward

MOLSON CUP
Fred Brathwaite

1997-98

Brian Sutter returns home to Alberta to coach the Flames

COACH	REGULAR SEASON							PLAYOFFS				
	GP	W	L	T	PTS	GF	GA	GP	W	L	GF	GA
Brian Sutter	82	26	41	15	67	217	252	-	-	-	-	-

Regular Season: 5th Pacific Division, 22nd overall.

PLAYER	REGULAR SEASON					PLAYOFFS				
	GP	G	A	PTS	PIM	GP	G	A	PTS	PIM
Theoren Fleury	82	27	51	78	197	-	-	-	-	-
Cory Stillman	72	27	22	49	40	-	-	-	-	-
Marty McInnis	75	19	25	44	34	-	-	-	-	-
Andrew Cassels	81	17	27	44	32	-	-	-	-	-
German Titov	68	18	22	40	38	-	-	-	-	-
Valeri Bure	MTL	50	7	22	29	33	-	-	-	-
	CGY	16	5	4	9	2	-	-	-	-
	TOTAL	66	12	26	38	35	-	-	-	-
Michael Nylander	65	13	23	36	24	-	-	-	-	-
Jarome Iginla	70	13	19	32	29	-	-	-	-	-
Derek Morris	82	9	20	29	88	-	-	-	-	-
Cale Hulse	79	5	22	27	169	-	-	-	-	-
Jason Wiemer	TBL	67	8	9	17	132	-	-	-	-
	CGY	12	4	1	5	28	-	-	-	-
	TOTAL	79	12	10	22	160	-	-	-	-
Tommy Albelin	69	2	17	19	32	-	-	-	-	-
James Patrick	60	6	11	17	26	-	-	-	-	-
Hnat Domenichelli	31	9	7	16	6	-	-	-	-	-
Jim Dowd	48	6	8	14	12	-	-	-	-	-
Joel Bouchard	44	5	7	12	57	-	-	-	-	-
Jamie Allison	43	3	8	11	104	-	-	-	-	-
Ed Ward	64	4	5	9	122	-	-	-	-	-
Chris Dingman	70	3	3	6	149	-	-	-	-	-
Todd Simpson	53	1	5	6	109	-	-	-	-	-
Aaron Gavey	26	2	3	5	24	-	-	-	-	-
Dwayne Roloson	39	0	4	4	10	-	-	-	-	-
Erik Andersson	12	2	1	3	8	-	-	-	-	-
Chris O'Sullivan	12	0	2	2	10	-	-	-	-	-
Eric Landry	12	1	0	1	4	-	-	-	-	-
Ladislav Kohn	4	0	1	1	0	-	-	-	-	-
Todd Hlushko	13	0	1	1	27	-	-	-	-	-
Kevin Dahl	19	0	1	1	6	-	-	-	-	-
Rick Tabaracci	42	0	1	1	14	-	-	-	-	-
Sergei Varlamov	1	0	0	0	0	-	-	-	-	-
Eric Charron	2	0	0	0	4	-	-	-	-	-
Marty Murray	2	0	0	0	2	-	-	-	-	-
Travis Brigley	2	0	0	0	2	-	-	-	-	-
Steve Begin	5	0	0	0	23	-	-	-	-	-
Tyler Moss	6	0	0	0	0	-	-	-	-	-
Denis Gauthier	10	0	0	0	16	-	-	-	-	-
Rocky Thompson	12	0	0	0	61	-	-	-	-	-
Mike Peluso	23	0	0	0	113	-	-	-	-	-
BENCH	-	-	-	-	10	-	-	-	-	-
TRADED PLAYERS	137	16	20	36	227	-	-	-	-	-
TOTAL	82	217	341	558	1859	-	-	-	-	-

REGULAR SEASON

MOST POINTS:
Theoren Fleury, 78

MOST GOALS:
Theoren Fleury, 27
Cory Stillman, 27

MOST ASSISTS:
Theoren Fleury, 51

MOST PENALTY MINUTES:
Theoren Fleury, 197

MOST WINS GOALIE:
Rick Tabaracci, 13

TROPHIES AND AWARDS

RALPH T. SCURFIELD HUMANITARIAN AWARD
Ed Ward

MOLSON CUP
Theoren Fleury

NHL ROOKIE ALL-STAR
Derek Morris

GOALTENDER	GP	MP	GA	GAA	W-L-OTL	SO	EN	GP	MP	GA	GAA	W-L	SO	EN
Rick Tabaracci	42	2419	116	2.88	13-22-6	0	2	-	-	-	-	-	-	-
Dwayne Roloson	39	2205	110	2.99	11-16-8	0	4	-	-	-	-	-	-	-
Tyler Moss	6	367	20	3.27	2-3-1	0	0	-	-	-	-	-	-	-
TOTAL	82	5016	252	3.01	26-41-15	0	6	-	-	-	-	-	-	-

1996-97

Iginla leads all NHL rookies with 50 points

COACH	REGULAR SEASON							PLAYOFFS				
	GP	W	L	T	PTS	GF	GA	GP	W	L	GF	GA
Pierre Page	82	32	41	9	73	214	239	-	-	-	-	-

Regular Season: 5th Pacific Division, 21st overall.

PLAYER	REGULAR SEASON					PLAYOFFS				
	GP	G	A	PTS	PIM	GP	G	A	PTS	PIM
Theoren Fleury	81	29	38	67	104	-	-	-	-	-
Dave Gagner	82	27	33	60	48	-	-	-	-	-
German Titov	79	22	30	52	36	-	-	-	-	-
Jarome Iginla	82	21	29	50	37	-	-	-	-	-
Marty McInnis	NYI	70	20	22	42	20	-	-	-	-
	CGY	10	3	4	7	2	-	-	-	-
	Total	80	23	26	49	22	-	-	-	-
Jonas Hoglund	68	19	16	35	12	-	-	-	-	-
Corey Millen	61	11	15	26	32	-	-	-	-	-
Cory Stillman	58	6	20	26	14	-	-	-	-	-
Aaron Gavey	TBL	16	1	2	3	12	-	-	-	-
	CGY	41	7	9	16	34	-	-	-	-
	TOTAL	57	8	11	19	46	-	-	-	-
Todd Hlushko	58	7	11	18	49	-	-	-	-	-
Ron Stern	79	7	10	17	157	-	-	-	-	-
Yves Racine	46	1	15	16	24	-	-	-	-	-
Tommy Albelin	72	4	11	15	14	-	-	-	-	-
Todd Simpson	82	1	13	14	208	-	-	-	-	-
Ed Ward	40	5	8	13	49	-	-	-	-	-
Mike Sullivan	67	5	6	11	10	-	-	-	-	-
Glen Featherstone	HFD	41	2	5	7	87	-	-	-	-
	CGY	13	1	3	4	19	-	-	-	-
	TOTAL	54	3	8	11	106	-	-	-	-
Chris O'Sullivan	27	2	8	10	2	-	-	-	-	-
Joel Bouchard	76	4	5	9	49	-	-	-	-	-
Sandy McCarthy	33	3	5	8	113	-	-	-	-	-
Cale Hulse	63	1	6	7	91	-	-	-	-	-
Hnat Domenichelli	HFD	13	2	1	3	7	-	-	-	-
	CGY	10	1	2	3	2	-	-	-	-
	TOTAL	23	3	3	6	9	-	-	-	-
James Patrick	19	3	1	4	6	-	-	-	-	-
Dale McTavish	9	1	2	3	2	-	-	-	-	-
Trevor Kidd	55	0	2	2	16	-	-	-	-	-
Sami Helenius	3	0	1	1	0	-	-	-	-	-
Sasha Lakovic	19	0	1	1	54	-	-	-	-	-
Paxton Schulte	1	0	0	0	2	-	-	-	-	-
Zarley Zalapski	2	0	0	0	0	-	-	-	-	-
Marty Murray	2	0	0	0	4	-	-	-	-	-
Marko Jantunen	3	0	0	0	0	-	-	-	-	-
Rick Tabaracci	7	0	0	0	0	-	-	-	-	-
Jamie Allison	20	0	0	0	35	-	-	-	-	-
Dwayne Roloson	31	0	0	0	2	-	-	-	-	-
BENCH	-	-	-	-	16	-	-	-	-	-
TRADED PLAYERS	170	23	42	65	201	-	-	-	-	-
TOTAL	82	241	383	624	1524	-	-	-	-	-

REGULAR SEASON

MOST POINTS:

Theoren Fleury, 67

MOST GOALS:

Theoren Fleury, 29

MOST ASSISTS:

Theoren Fleury, 38

MOST PENALTY MINUTES:

Todd Simpson, 208

MOST WINS GOALIE:

Trevor Kidd, 21

TROPHIES AND AWARDS

RALPH T. SCURFIELD HUMANITARIAN AWARD

Mike Sullivan

MOLSON CUP

Trevor Kidd

NHL ROOKIE ALL-STAR

Jarome Iginla

GOALTENDER	GP	MP	GA	GAA	W-L-OTL	SO	EN	GP	MP	GA	GAA	W-L	SO	EN
Rick Tabaracci	7	361	14	2.33	2-4-0	1	0	-	-	-	-	-	-	-
Trevor Kidd	55	2979	141	2.84	21-23-6	4	4	-	-	-	-	-	-	-
Dwayne Roloson	31	1618	78	2.89	9-14-3	1	4	-	-	-	-	-	-	-
TOTAL	82	1618	78	2.89	32-41-9	6	8	-	-	-	-	-	-	-

1995-96

Pierre Page returns to Calgary
Roberts wins Masterton Trophy

COACH	REGULAR SEASON							PLAYOFFS				
	GP	W	L	T	PTS	GF	GA	GP	W	L	GF	GA
Pierre Page	82	34	37	11	79	241	240	4	0	4	7	16

Regular Season: Tied 2nd Pacific Division, tied 15th overall. Playoffs: Western Conference Quarter-Finals — lost series to Chicago 4-0.

PLAYER	REGULAR SEASON					PLAYOFFS				
	GP	G	A	PTS	PIM	GP	G	A	PTS	PIM
Theoren Fleury	80	46	50	96	112	4	2	1	3	14
German Titov	82	28	39	67	24	4	0	2	2	0
Michael Nylander	73	17	38	55	20	4	0	0	0	0
Phil Housley	59	16	36	52	22	-	-	-	-	-
Gary Roberts	35	22	20	42	78	-	-	-	-	-
Cory Stillman	74	16	19	35	41	2	1	1	2	0
James Patrick	80	3	32	35	30	4	0	0	0	2
Steve Chiasson	76	8	25	33	62	4	2	1	3	0
Zarley Zalapski	80	12	17	29	115	4	0	1	1	10
Mike Sullivan	81	9	12	21	24	4	0	0	0	0
Corey Millen	DAL	13	3	4	7	8	-	-	-	-
	CGY	31	4	10	14	10	-	-	-	-
	TOTAL	44	7	14	21	18	-	-	-	-
Sandy McCarthy	75	9	7	16	173	4	0	0	0	10
Pavel Torgaev	41	6	10	16	14	1	0	0	0	0
Ron Stern	52	10	5	15	111	4	0	2	2	8
Paul Kruse	75	3	12	15	145	3	0	0	0	4
Dean Evason	67	7	7	14	38	3	0	1	1	0
Bob Sweeney	NYI	66	6	6	12	59	-	-	-	-
	CGY	6	1	1	2	6	2	0	0	0
	TOTAL	72	7	7	14	65	2	0	0	0
Tommy Albelin	NJD	53	1	12	13	14	-	-	-	-
	CGY	20	0	1	1	4	4	0	0	0
	TOTAL	73	1	13	14	18	4	0	0	0
Jocelyn Lemieux	HFD	29	1	2	3	31	-	-	-	-
	NJD	18	0	1	1	4	-	-	-	-
	CGY	20	4	4	8	10	4	0	0	0
	TOTAL	67	5	7	12	45	4	0	0	0
Jamie Huscroft	70	3	9	12	162	4	0	1	1	4
Sheldon Kennedy	41	3	7	10	36	3	1	0	1	2
Claude Lapointe	COL	3	0	0	0	0	-	-	-	-
	CGY	32	4	5	9	20	2	0	0	0
	TOTAL	35	4	5	9	20	2	0	0	0
Ed Ward	41	3	5	8	44	-	-	-	-	-
Marty Murray	15	3	3	6	0	-	-	-	-	-
Yves Sarault	MTL	14	0	0	0	4	-	-	-	-
	CGY	11	2	1	3	4	-	-	-	-
	TOTAL	25	2	1	3	8	-	-	-	-
Trent Yawney	69	0	3	3	88	4	0	0	0	2
Kevin Dahl	32	1	1	2	26	1	0	0	0	0
Rick Tabaracci	43	0	2	2	8	3	0	0	0	4
Trevor Kidd	47	0	2	2	4	2	0	0	0	0
Ladislav Kohn	5	1	0	1	2	-	-	-	-	-
Craig Ferguson	CGY	8	0	0	0	4	-	-	-	-
	MTL	10	1	0	1	2	-	-	-	-
	TOTAL	18	1	0	1	6	-	-	-	-
Jarrod Skalde	1	0	0	0	0	-	-	-	-	-
Niklas Sundblad	2	0	0	0	0	-	-	-	-	-
Todd Hlushko	4	0	0	0	6	-	-	-	-	-
Joel Bouchard	4	0	0	0	4	-	-	-	-	-
Vesa Viitakoski	5	0	0	0	2	-	-	-	-	-
Todd Simpson	6	0	0	0	32	-	-	-	-	-
Pat Conacher	7	0	0	0	0	-	-	-	-	-
Cale Hulse	NJD	8	0	0	0	15	-	-	-	-
	CGY	3	0	0	0	5	1	0	0	0
	TOTAL	11	0	0	0	20	1	0	0	0
Dan Keczer	13	0	0	0	14	-	-	-	-	-
Jarome Iginla	-	-	-	-	-	2	1	1	2	0
BENCH	-	-	-	-	24	-	-	-	-	-
TOTAL	82	241	383	624	1524	4	7	11	18	60

GOALTENDER	GP	MP	GA	GAA	W-L-OTL	SO	EN	GP	MP	GA	GAA	W-L	SO	EN
Trevor Kidd	47	2570	119	2.78	15-21-8	3	2	2	83	9	6.51	0-1	0	0
Rick Tabaracci	43	2391	117	2.94	19-16-3	3	2	3	204	7	2.06	0-3	0	0
TOTAL	82	4984	240	2.89	34-37-11	6	4	4	290	16	3.31	0-4	0	0

REGULAR SEASON

MOST POINTS:

Theoren Fleury, 96

MOST GOALS:

Theoren Fleury, 46

MOST ASSISTS:

Theoren Fleury, 50

MOST PENALTY MINUTES:

Sandy McCarthy, 173

MOST WINS GOALIE:

Rick Tabaracci, 19

PLAYOFFS

MOST POINTS:

Steve Chiasson, 3

Theoren Fleury, 3

MOST GOALS:

Steve Chiasson, 2

Theoren Fleury, 2

MOST ASSISTS:

Ron Stern, 2

German Titov, 2

MOST PENALTY MINUTES:

Theoren Fleury, 14

TROPHIES AND AWARDS

RALPH T. SCURFIELD HUMANITARIAN AWARD

Gary Roberts

BILL MASTERTON TROPHY

Gary Roberts

MOLSON CUP

Theoren Fleury

1994-95

Flames win second consecutive Pacific Division title

COACH	REGULAR SEASON								PLAYOFFS				
	GP	W	L	T	PTS	GF	GA	GP	W	L	GF	GA	
Pierre Page	48	24	17	7	55	163	135	7	3	4	35	26	

Regular Season: 1st Pacific Division, 7th Overall. Playoffs: Western Conference Quarter-Finals — lost series to San Jose 4-3.

PLAYER	REGULAR SEASON					PLAYOFFS				
	GP	G	A	PTS	PIM	GP	G	A	PTS	PIM
Theoren Fleury	47	29	29	58	112	7	7	7	14	2
Joe Nieuwendyk	46	21	29	50	33	5	4	3	7	0
Phil Housley	43	8	35	43	18	7	0	9	9	0
Robert Reichel	48	18	17	35	28	7	2	4	6	4
Zarley Zalapski	48	4	24	28	46	7	0	4	4	4
Steve Chiasson	45	2	23	25	39	7	1	2	3	9
German Titov	40	12	12	24	16	7	5	3	8	10
Joel Otto	47	8	13	21	130	7	0	3	3	2
Wes Walz	39	6	12	18	11	1	0	0	0	0
Paul Kruse	45	11	5	16	141	7	4	2	6	10
Sheldon Kennedy	30	7	8	15	45	7	3	1	4	16
Ron Stern	39	9	4	13	163	7	3	1	4	8
Kevin Dahl	34	4	8	12	38	3	0	0	0	0
Kelly Kisio	12	7	4	11	6	7	3	2	5	19
Mike Sullivan	38	4	7	11	14	7	3	5	8	2
Nikolia Borschevsky	TOR	19	0	5	5	0	-	-	-	-
	CGY	8	0	5	5	0	-	-	-	-
	TOTAL	27	0	10	10	0	-	-	-	-
James Patrick	43	0	10	10	14	5	0	1	1	0
Sandy McCarthy	37	5	3	8	101	6	0	1	1	17
Len Esau	EDM	14	0	6	6	15	-	-	-	-
	CGY	1	0	0	0	0	-	-	-	-
	TOTAL	15	0	6	6	15	-	-	-	-
Dan Keczer	28	2	3	5	10	7	0	1	1	2
Alan May	DAL	27	1	1	2	106	-	-	-	-
	CGY	7	1	2	3	13	-	-	-	-
	TOTAL	34	2	3	5	119	-	-	-	-
Frank Musil	35	0	5	5	61	5	0	1	1	0
Gary Roberts	8	2	2	4	43	-	-	-	-	-
Vesa Viitakoski	10	1	2	3	6	-	-	-	-	-
Ed Ward	2	1	1	2	2	-	-	-	-	-
Mark Greig	8	1	1	2	2	-	-	-	-	-
Cory Stillman	10	0	2	2	2	-	-	-	-	-
Rick Tabaracci	13	0	2	2	2	-	-	-	-	-
Trent Yawney	37	0	2	2	108	2	0	0	0	2
Todd Hlushko	2	0	1	1	2	1	0	0	0	2
Jim Peplinski	6	0	1	1	11	-	-	-	-	-
Michael Nylander	6	0	1	1	2	6	0	6	6	2
Trevor Kidd	43	0	1	1	2	-	-	-	-	-
Steve Konroyd	1	0	0	0	0	-	-	-	-	-
Jason Muzzatti	1	0	0	0	0	-	-	-	-	-
Jamie Allison	1	0	0	0	0	-	-	-	-	-
Joel Bouchard	2	0	0	0	0	-	-	-	-	-
Neil Eisenhut	3	0	0	0	0	-	-	-	-	-
Barry Nieckar	3	0	0	0	12	-	-	-	-	-
Scott Morrow	4	0	0	0	0	-	-	-	-	-
Andrei Trefilov	6	0	0	0	0	-	-	-	-	-
TOTAL	48	163	274	437	1233	7	35	56	91	111

GOALTENDER	REGULAR SEASON								PLAYOFFS							
	GP	MP	GA	GAA	W-L-OTL	SO	EN	GP	MP	GA	GAA	W-L	SO	EN		
Jason Muzzatti	1	10	0	0.00	0-0-0	0	0	-	-	-	-	-	-	-		
Rick Tabaracci	WSH	8	394	16	2.44	1-3-2	0	0	-	-	-	-	-	-		
	CGY	5	202	5	1.49	2-0-1	0	0	1	19	0	0.00	0-0	0	0	
	TOTAL	13	596	21	2.11	3-3-3	0	0	1	19	0	0.00	0-0	0	0	
Trevor Kidd	43	2463	107	2.61	22-14-6	3	4	7	434	26	3.59	3-4	1	0		
Andrei Trefilov	6	236	16	4.07	0-3-0	0	3	-	-	-	-	-	-	-		
TOTAL	82	4990	234	2.81	30-40-12	2	7	7	454	26	3.44	3-4	1	0		

REGULAR SEASON

MOST POINTS:
Theoren Fleury, 58

MOST GOALS:
Theoren Fleury, 29

MOST ASSISTS:
Phil Housley, 35

MOST PENALTY MINUTES:
Ron Stern, 163

MOST WINS GOALIE:
Trevor Kidd, 22

PLAYOFFS

MOST POINTS:
Theoren Fleury, 14

MOST GOALS:
Theoren Fleury, 7

MOST ASSISTS:
Phil Housley, 9

MOST PENALTY MINUTES:
Kelly Kisio, 19

MOST WINS GOALIE:
Trevor Kidd, 3

TROPHIES AND AWARDS

KING CLANCY AWARD
Joe Nieuwendyk

MOLSON CUP
Trevor Kidd

NHL 2ND ALL-STAR
Theoren Fleury

1993-94

Flames capture their first Pacific Division title

COACH	REGULAR SEASON					PLAYOFFS						
	GP	W	L	T	PTS	GF	GA	GP	W	L	GF	GA
Dave King	84	42	29	13	97	302	256	7	3	4	20	23

Regular Season: 1st Pacific Division, tied 6th overall. Playoffs: Western Conference Quarter-Finals — lost series to Vancouver 4-3.

PLAYER	REGULAR SEASON					PLAYOFFS				
	GP	G	A	PTS	PIM	GP	G	A	PTS	PIM
Robert Reichel	84	40	53	93	58	7	0	5	5	0
Theoren Fleury	83	40	45	85	186	7	6	4	10	5
Gary Roberts	71	41	43	84	145	7	2	6	8	24
Al MacInnis	75	28	54	82	95	7	2	6	8	12
Joe Nieuwendyk	64	36	39	75	51	6	2	2	4	0
Michael Nylander	HFD	58	11	33	44	24	-	-	-	-
	CGY	15	2	9	11	6	3	0	0	0
	TOTAL	73	13	42	55	30	3	0	0	0
Zarley Zalapski	HFD	56	7	30	37	56	-	-	-	-
	CGY	13	3	7	10	18	7	0	3	3
	TOTAL	69	10	37	47	74	7	0	3	3
German Titov	76	27	18	45	28	7	2	1	3	4
Wes Walz	53	11	27	38	16	6	3	0	3	2
James Patrick	NYR	6	0	3	3	2	-	-	-	-
	HFD	47	8	20	28	32	-	-	-	-
	CGY	15	2	2	4	6	7	0	1	1
	TOTAL	68	10	25	35	40	7	0	1	1
Kelly Kisio	51	7	23	30	28	7	0	2	2	8
Ron Stern	71	9	20	29	243	7	2	0	2	12
Paul Ranheim	67	10	14	24	20	-	-	-	-	-
Joel Otto	81	11	12	23	92	3	0	1	1	4
Michel Petit	63	2	21	23	110	-	-	-	-	-
Dan Keczmer	HFD	12	0	1	1	12	-	-	-	-
	CGY	57	1	20	21	48	3	0	0	0
	TOTAL	69	1	21	22	60	3	0	0	0
Trent Yawney	58	6	15	21	60	7	0	0	0	16
Gary Suter	25	4	9	13	20	-	-	-	-	-
Ted Drury	34	5	7	12	26	-	-	-	-	-
Chris Dahlquist	77	1	11	12	52	1	0	0	0	0
Paul Kruse	68	3	8	11	185	7	0	0	0	14
Sandy McCarthy	79	5	5	10	173	7	0	0	0	34
Mike Sullivan	SJS	26	2	2	4	4	-	-	-	-
	CGY	19	2	3	5	6	7	1	1	2
	TOTAL	45	4	5	9	10	7	1	1	2
Frank Musil	75	1	8	9	50	7	0	1	1	4
Brad Schlegel	26	1	6	7	4	-	-	-	-	-
Guy Larose	TOR	10	1	2	3	10	-	-	-	-
	CGY	7	0	1	1	4	-	-	-	-
	TOTAL	17	1	3	4	14	-	-	-	-
Trevor Kidd	31	0	4	4	4	-	-	-	-	-
Vesa Viitakoski	8	1	2	3	0	-	-	-	-	-
Len Esau	6	0	3	3	7	-	-	-	-	-
Kevin Dahl	33	0	3	3	23	6	0	0	0	4
Greg Paslawski	15	2	0	2	2	-	-	-	-	-
David Haas	2	1	1	2	7	-	-	-	-	-
Brad Miller	8	0	1	1	14	-	-	-	-	-
Lee Norwood	16	0	1	1	16	-	-	-	-	-
Jason Muzzatti	1	0	0	0	0	-	-	-	-	-
Jeff Reese	1	0	0	0	0	-	-	-	-	-
Mark Freer	2	0	0	0	4	-	-	-	-	-
Peter Ahola	2	0	0	0	0	-	-	-	-	-
David Struch	4	0	0	0	4	-	-	-	-	-
Kevin Wortman	5	0	0	0	2	-	-	-	-	-
Andrei Trefilov	11	0	0	0	4	-	-	-	-	-
Mike Vernon	48	0	0	0	14	7	0	0	0	2
BENCH	-	-	-	-	16	-	-	-	-	-
TOTAL	84	302	495	797	1847	7	20	33	53	173

GOALTENDER	GP	MP	GA	GAA	W-L-OTL	SO	EN	GP	MP	GA	GAA	W-L	SO	EN
Andrei Trefilov	11	623	26	2.50	3-4-2	2	1	-	-	-	-	-	-	-
Michael Vernon	48	2798	131	2.81	26-17-5	3	4	7	466	23	2.96	3-4	0	0
Trevor Kidd	31	1614	85	3.16	13-7-6	-	-	-	-	-	-	-	-	-
Jeff Reese	1	13	1	4.62	0-0-0	-	-	-	-	-	-	-	-	-
Jason Muzzatti	1	60	8	8.00	0-1-0	-	-	-	-	-	-	-	-	-
TOTAL	84	5124	256	3.00	42-29-13	5	5	7	466	23	2.96	3-4	0	0

REGULAR SEASON

MOST POINTS:
Robert Reichel, 93

MOST GOALS:
Gary Roberts, 41

MOST ASSISTS:
Al MacInnis, 54

MOST PENALTY MINUTES:
Ron Stern, 243

MOST WINS GOALIE:
Mike Vernon, 26

PLAYOFFS

MOST POINTS:
Theoren Fleury, 10

MOST GOALS:
Theoren Fleury, 6

MOST ASSISTS:
Al MacInnis, 6
Gary Roberts, 6

MOST PENALTY MINUTES:
Sandy McCarthy, 34

MOST WINS GOALIE:
Mike Vernon, 3

TROPHIES AND AWARDS

**RALPH T. SCURFIELD
HUMANITARIAN AWARD**
Al MacInnis

MOLSON CUP
Joe Nieuwendyk

1992-93

Flurry records 100 points

COACH	REGULAR SEASON						PLAYOFFS					
	GP	W	L	T	PTS	GF	GA	GP	W	L	GF	GA
Dave King	84	43	30	11	97	322	282	6	2	4	28	33

Regular Season: 2nd Smythe Division, 9th overall. Playoffs: Smythe Division Semi-Finals — lost series to Los Angeles 4-2.

PLAYER	REGULAR SEASON					PLAYOFFS					
	GP	G	A	PTS	PIM	GP	G	A	PTS	PIM	
Theoren Fleury	83	34	66	100	88	6	5	7	12	27	
Robert Reichel	80	40	48	88	54	6	2	4	6	2	
Gary Suter	81	23	58	81	112	6	2	3	5	8	
Gary Roberts	58	38	41	79	172	5	1	6	7	43	
Joe Nieuwendyk	79	38	37	75	52	6	3	6	9	10	
Sergei Makarov	71	18	39	57	40	-	-	-	-	-	
Al MacInnis	50	11	43	54	61	6	1	6	7	10	
Joel Otto	75	19	33	52	150	6	4	2	6	4	
Paul Ranheim	83	21	22	43	26	6	0	1	1	0	
Greg Paslawski	PHI	60	14	19	33	12	-	-	-	-	
	CGY	13	4	5	9	0	6	3	0	3	0
	TOTAL	73	18	24	42	12	6	3	0	3	0
Ron Stern		70	10	15	25	207	6	0	0	0	43
Brent Ashton	BOS	26	2	2	4	11	-	-	-	-	-
	CGY	32	8	11	19	41	6	0	3	3	2
	TOTAL	58	10	13	23	52	6	0	3	3	2
Chris Lindberg		62	9	12	21	18	2	0	1	1	2
Roger Johansson		77	4	16	20	62	5	0	1	1	2
Trent Yawney		63	1	16	17	67	6	3	2	5	6
Frank Musil		80	6	10	16	131	6	1	1	2	7
Gary Leeman		30	9	5	14	10	-	-	-	-	-
Brian Skrudland	MTL	23	5	3	8	55	-	-	-	-	-
	CGY	16	2	4	6	10	6	0	3	3	12
	TOTAL	39	7	7	14	65	6	0	3	3	12
Craig Berube		77	4	8	12	209	6	0	0	1	21
Michel Petit		35	3	9	12	54	-	-	-	-	-
Carey Wilson		22	4	7	11	8	-	-	-	-	-
Kevin Dahl		61	2	9	11	56	6	0	2	2	8
Chris Dahlquist		74	3	7	10	66	6	3	1	4	4
Alexander Godynnyuk		27	3	4	7	19	-	-	-	-	-
C.J. Young		28	3	2	5	20	-	-	-	-	-
Todd Harkins		15	2	3	5	22	-	-	-	-	-
Paul Kruse		27	2	3	5	41	-	-	-	-	-
Jeff Reese		26	0	4	4	4	4	0	0	0	0
Greg Smyth		35	1	2	3	95	-	-	-	-	-
Tomas Forslund		6	0	2	2	0	-	-	-	-	-
Michael Vernon		64	0	2	2	42	4	0	0	0	2
Patrick Lebeau		1	0	0	0	0	-	-	-	-	-
Shawn Heaphy		1	0	0	0	0	-	-	-	-	-
Andrei Trefilov		1	0	0	0	2	-	-	-	-	-
BENCH		-	-	-	-	12	-	-	-	-	-
TOTAL		84	322	543	865	1951	6	28	50	78	213

GOALTENDER	GP	MP	GA	GAA	W-L-OTL	SO	EN	GP	MP	GA	GAA	W-L	SO	EN
Jeff Reese	26	1311	70	3.20	14-4-1	1	0	4	209	17	4.88	1-3	1	0
Michael Vernon	64	3732	203	3.026	29-26-9	2	4	4	150	14	6.00	1-1	0	0
Andrei Trefilov	1	65	5	4.62	0-0-1	0	0	-	-	-	-	-	-	-
TOTAL	84	5119	282	3.31	43-30-11	3	4	6	359	32	140	2-4	1	0

REGULAR SEASON

MOST POINTS:
Theoren Fleury, 100

MOST GOALS:
Robert Reichel, 40

MOST ASSISTS:
Theoren Fleury, 66

MOST PENALTY MINUTES:
Craig Berube, 209

MOST WINS GOALIE:
Mike Vernon, 29

PLAYOFFS

MOST POINTS:
Theoren Fleury, 12

MOST GOALS:
Theoren Fleury, 5

MOST ASSISTS:
Theoren Fleury, 7

MOST PENALTY MINUTES:
Gary Roberts, 43
Ron Stern, 43

MOST WINS GOALIE:
Mike Vernon, 1
Jeff Reese, 1

TROPHIES AND AWARDS

RALPH T. SCURFIELD HUMANITARIAN AWARD
Joel Otto

MOLSON CUP
Theoren Fleury

1991-92

Roberts scores 53 goals, the second highest in team history

COACH	REGULAR SEASON							PLAYOFFS				
	GP	W	L	T	PTS	GF	GA	GP	W	L	GF	GA
Doug Risebrough/Guy Charron	80	31	37	12	74	296	305	-	-	-	-	-

Regular Season: 5th Smythe Division, tied 17th overall.

PLAYER	REGULAR SEASON					PLAYOFFS				
	GP	G	A	PTS	PIM	GP	G	A	PTS	PIM
Gary Roberts	76	53	37	90	207	-	-	-	-	-
Al MacInnis	72	20	57	77	83	-	-	-	-	-
Theoren Fleury	80	33	40	73	133	-	-	-	-	-
Sergei Makarov	68	22	48	70	60	-	-	-	-	-
Joe Nieuwendyk	69	22	34	56	55	-	-	-	-	-
Gary Suter	70	12	43	55	128	-	-	-	-	-
Robert Reichel	77	20	34	54	32	-	-	-	-	-
Paul Ranheim	80	23	20	43	32	-	-	-	-	-
Doug Gilmour	38	11	27	38	46	-	-	-	-	-
Joel Otto	78	13	21	34	161	-	-	-	-	-
Gary Leeman	TOR 34	7	13	20	44	-	-	-	-	-
	CGY 29	2	7	9	27	-	-	-	-	-
	TOTAL 63	9	20	29	71	-	-	-	-	-
Michel Petit	TOR 34	1	13	14	85	-	-	-	-	-
	CGY 36	3	10	13	79	-	-	-	-	-
	TOTAL 70	4	23	27	164	-	-	-	-	-
Carey Wilson	42	11	12	23	37	-	-	-	-	-
Ron Stern	72	13	9	22	338	-	-	-	-	-
Marc Habscheid	46	7	11	18	42	-	-	-	-	-
Craig Berube	TOR 40	5	7	12	109	-	-	-	-	-
	CGY 36	1	4	5	155	-	-	-	-	-
	TOTAL 76	6	11	17	264	-	-	-	-	-
Tomas Forslund	38	5	9	14	12	-	-	-	-	-
Jamie Macoun	37	2	12	14	53	-	-	-	-	-
Trent Yawney	47	4	9	13	45	-	-	-	-	-
Nevin Markwart	BOS 18	3	6	9	44	-	-	-	-	-
	CGY 10	2	1	3	25	-	-	-	-	-
	TOTAL 28	5	7	12	69	-	-	-	-	-
Frank Musil	78	4	8	12	103	-	-	-	-	-
Alexander Godyniuk	TOR 31	3	6	9	59	-	-	-	-	-
	CGY 6	0	1	1	4	-	-	-	-	-
	TOTAL 37	3	7	10	63	-	-	-	-	-
Mark Osiecki	50	2	7	9	24	-	-	-	-	-
Chris Lindberg	17	2	5	7	17	-	-	-	-	-
Mike Vernon	63	0	7	7	8	-	-	-	-	-
Ric Nattress	18	0	5	5	31	-	-	-	-	-
Paul Kruse	16	3	1	4	65	-	-	-	-	-
Martin Simard	21	1	3	4	119	-	-	-	-	-
Tim Hunter	30	1	3	4	167	-	-	-	-	-
Greg Smyth	CGY 29	0	2	2	138	-	-	-	-	-
	CGY 7	1	1	2	15	-	-	-	-	-
	TOTAL 36	1	3	4	153	-	-	-	-	-
Tim Sweeney	11	1	2	3	4	-	-	-	-	-
Neil Sheehy	35	1	2	3	119	-	-	-	-	-
Stephane Matteau	4	1	0	1	19	-	-	-	-	-
Richard Zemlak	5	0	1	1	42	-	-	-	-	-
Jeff Reese	TOR 8	0	0	0	0	-	-	-	-	-
	CGY 12	0	1	1	12	-	-	-	-	-
	TOTAL 20	0	1	1	12	-	-	-	-	-
Jim Kyte	21	0	1	1	107	-	-	-	-	-
Darryl Olsen	1	0	0	0	0	-	-	-	-	-
Scott Sharples	1	0	0	0	0	-	-	-	-	-
Trevor Kidd	2	0	0	0	0	-	-	-	-	-
Kevan Guy	3	0	0	0	2	-	-	-	-	-
Todd Harkins	5	0	0	0	7	-	-	-	-	-
Rick Wamsley	9	0	0	0	0	-	-	-	-	-
Rich Chernomaz	11	0	0	0	6	-	-	-	-	-
BENCH	-	-	-	-	20	-	-	-	-	-
TOTAL	80	296	493	789	2643	-	-	-	-	-

GOALTENDER	GP	MP	GA	GAA	W-L-OTL	SO	EN	GP	MP	GA	GAA	W-L	SO	EN
Mike Vernon	63	3640	217	3.58	24-30-9	2	4	-	-	-	-	-	-	-
Scott Sharples	1	65	4	3.69	0-0-1	0	0	-	-	-	-	-	-	-
Jeff Reese	TOR 8	413	20	2.91	1-5-1	0	0	-	-	-	-	-	-	-
	CGY 12	587	37	3.78	3-2-2	1	0	-	-	-	-	-	-	-
	TOTAL 20	1000	57	3.42	4-7-3	1	0	-	-	-	-	-	-	-
Trevor Kidd	2	120	8	4.00	1-1-0	0	0	-	-	-	-	-	-	-
Rick Wamsley	9	457	34	4.46	3-4-0	0	0	-	-	-	-	-	-	-
TOTAL	80	6292	305	3.75	31-37-12	3	4	-	-	-	-	-	-	-

REGULAR SEASON

MOST POINTS:
Gary Roberts, 90

MOST GOALS:
Gary Roberts, 53

MOST ASSISTS:
Al MacInnis, 57

MOST PENALTY MINUTES:
Ron Stern, 338

MOST WINS GOALIE:
Mike Vernon, 24

TROPHIES AND AWARDS

RALPH T. SCURFIELD HUMANITARIAN AWARD
Bob Johnson

MOLSON CUP
Mike Vernon

1990-91

Fleury scores 51 goals
MacInnis named NHL First All-Star

COACH	REGULAR SEASON						PLAYOFFS					
	GP	W	L	T	PTS	GF	GA	GP	W	L	GF	GA
Doug Risebrough	80	46	26	8	100	344	263	7	3	4	20	22

Regular Season: 2nd Smythe Division, tied 4th overall. Playoffs: Smythe Division Semi-Finals — lost series to Edmonton 4-3.

PLAYER	REGULAR SEASON					PLAYOFFS				
	GP	G	A	PTS	PIM	GP	G	A	PTS	PIM
Theoren Fleury	79	51	53	104	136	7	2	5	7	14
Al MacInnis	78	28	75	103	90	7	2	3	5	8
Joe Nieuwendyk	79	45	40	85	36	7	4	1	5	10
Doug Gilmour	78	20	61	81	144	7	1	1	2	0
Sergei Makarov	78	30	49	79	44	3	1	0	1	0
Gary Suter	79	12	58	70	102	7	1	6	7	12
Gary Roberts	80	22	31	53	252	7	1	3	4	18
Robert Reichel	66	19	22	41	22	6	1	1	2	0
Joel Otto	76	19	20	39	183	7	1	2	3	8
Paul Fenton	WPG	17	4	4	8	18	-	-	-	-
	TOR	30	5	10	15	0	-	-	-	-
	CGY	31	5	7	12	10	5	0	0	2
	TOTAL	78	14	21	35	28	5	0	0	2
Stephane Matteau	78	15	19	34	93	5	0	1	1	0
Paul Ranheim	39	14	16	30	4	7	2	2	4	0
Carey Wilson	HFD	45	8	15	23	16	-	-	-	-
	CGY	12	3	3	6	2	7	2	2	4
	TOTAL	57	11	18	29	18	7	2	2	4
Brian MacLellan	57	13	14	27	55	1	0	0	0	0
Mark Hunter	57	10	15	25	125	-	-	-	-	-
Frank Musil	MIN	8	0	2	2	23	7	0	0	0
	CGY	67	7	14	12	160	-	-	-	-
	TOTAL	75	7	16	23	183	-	-	-	-
Jamie Macoun	79	7	15	22	84	7	0	1	1	4
Ric Nattress	58	5	13	18	63	7	1	0	1	2
Roger Johansson	38	4	13	17	47	-	-	-	-	-
Tim Sweeney	42	7	9	16	8	-	-	-	-	-
Ron Stern	VAN	31	2	3	5	171	-	-	-	-
	CGY	13	1	3	4	69	7	1	3	4
	TOTAL	44	3	6	9	240	7	1	3	4
Jim Kyte	PIT	1	0	0	0	2	-	-	-	-
	CGY	42	0	9	9	153	7	0	0	0
	TOTAL	43	0	9	9	155	7	0	0	0
Tim Hunter	34	5	2	7	143	7	0	0	0	10
Sergei Priakin	24	1	6	7	0	-	-	-	-	-
Kevan Guy	VAN	39	1	6	7	39	-	-	-	-
	CGY	4	0	0	0	4	-	-	-	-
	TOTAL	43	1	6	7	43	-	-	-	-
Ken Sabourin	16	1	3	4	36	-	-	-	-	-
Mike Vernon	54	0	4	4	8	7	0	0	0	0
Jiri Hrdina	14	0	3	3	4	-	-	-	-	-
Martin Simard	16	0	2	2	53	-	-	-	-	-
Dana Murzyn	19	0	2	2	30	-	-	-	-	-
Rick Lessard	1	0	1	1	0	-	-	-	-	-
Rick Wamsley	29	0	1	1	0	1	0	0	0	0
Steve Guenette	1	0	0	0	0	-	-	-	-	-
Paul Kruse	1	0	0	0	7	-	-	-	-	-
Marc Bureau	5	0	0	0	2	-	-	-	-	-
Colin Patterson	-	-	-	-	-	1	0	0	0	0
BENCH	-	-	-	-	28	-	-	-	-	4
TOTAL	80	344	583	927	2201	7	20	31	51	123

GOALTENDER	GP	MP	GA	GAA	W-L-OTL	SO	EN	GP	MP	GA	GAA	W-L	SO	EN
Rick Wamsley	29	1670	85	3.05	14-7-5	0	0	1	2	1	30.00	0-0	0	0
Mike Vernon	54	3121	172	3.31	31-19-3	1	2	7	427	21	2.95	3-4	0	0
Steve Guenette	1	60	4	4.00	1-0-0	0	0	-	-	-	-	-	-	-
TOTAL	80	4859	263	3.25	46-26-8	1	2	6	430	22	3.07	3-4	0	0

REGULAR SEASON

MOST POINTS:
Theoren Fleury, 104

MOST GOALS:
Theoren Fleury, 51

MOST ASSISTS:
Al MacInnis, 75

MOST PENALTY MINUTES:
Gary Roberts, 252

MOST WINS GOALIE:
Mike Vernon, 31

PLAYOFFS

MOST POINTS:
Theoren Fleury, 7
Gary Suter, 7

MOST GOALS:
Joe Nieuwendyk, 4

MOST ASSISTS:
Gary Suter, 6

MOST PENALTY MINUTES:
Gary Roberts, 18

MOST WINS GOALIE:
Mike Vernon, 3

OVERTIME GOALS:
Theoren Fleury, 1

TROPHIES AND AWARDS

RALPH T. SCURFIELD HUMANITARIAN AWARD
Jamie Macoun

MOLSON CUP
Theoren Fleury

NHL 1ST ALL-STAR
Al MacInnis

1989-90

Flames first Smythe Division Title
MacInnis named to All-Star team

COACH	REGULAR SEASON								PLAYOFFS				
	GP	W	L	T	PTS	GF	GA	GP	W	L	GF	GA	
Terry Crisp	80	42	23	15	99	348	265	6	2	4	24	29	

Regular Season: 1st Smythe Division, 2nd overall. Playoffs: Smythe Division Semi-Finals — lost series to Los Angeles 4-2.

PLAYER	REGULAR SEASON					PLAYOFFS					
	GP	G	A	PTS	PIM	GP	G	A	PTS	PIM	
Joe Nieuwendyk	79	45	50	95	40	6	4	6	10	4	
Doug Gilmour	78	24	67	91	54	6	3	1	4	8	
Al MacInnis	79	28	62	90	82	6	2	3	5	8	
Sergei Makarov	80	24	62	86	55	6	0	6	6	3	
Gary Suter	76	16	60	76	97	6	0	1	1	12	
Gary Roberts	78	39	33	72	222	6	2	5	7	41	
Joe Mullen	78	36	33	69	24	6	3	0	3	0	
Theoren Fleury	80	31	35	66	157	6	2	3	5	10	
Paul Ranheim	80	26	28	54	23	6	1	3	4	2	
Brian MacLellan	65	20	18	38	26	6	0	2	2	8	
Jamie Macoun	78	8	27	35	70	6	0	3	3	10	
Joel Otto	75	13	20	33	116	6	2	2	4	2	
Jiri Hrdina	64	12	18	30	31	6	0	1	1	2	
Dana Murzyn	78	7	13	20	140	6	2	2	4	2	
Brad McCrimmon	79	4	15	19	78	6	0	2	2	8	
Ric Nattress	49	1	14	15	26	6	2	0	2	8	
Colin Patterson	61	5	3	8	20	-	-	-	-	-	
Jonas Bergqvist	22	2	5	7	10	-	-	-	-	-	
Jim Korn	NJD	37	2	3	5	99	-	-	-	-	-
	CGY	9	0	2	2	26	4	1	0	1	12
	TOTAL	46	2	5	7	125	4	1	0	1	12
Mark Hunter	10	2	3	5	39	-	-	-	-	-	
Tim Hunter	67	2	3	5	279	6	0	0	0	4	
Roger Johansson	35	0	5	5	48	-	-	-	-	-	
Sergei Priakin	20	2	2	4	0	2	0	0	0	0	
Mike Vernon	47	0	3	3	21	6	0	0	0	0	
Jim Peplinski	6	1	0	1	4	-	-	-	-	-	
Brian Glynn	1	0	0	0	0	-	-	-	-	-	
Steve Guenette	2	0	0	0	2	-	-	-	-	-	
Stu Grimson	3	0	0	0	17	-	-	-	-	-	
Marc Bureau	5	0	0	0	4	-	-	-	-	-	
Ken Sabourin	5	0	0	0	10	-	-	-	-	-	
Rick Wamsley	36	0	0	0	4	1	0	0	0	0	
BENCH	-	-	-	-	26	-	-	-	-	4	
TOTAL	80	348	581	929	1751	6	24	40	64	145	

REGULAR SEASON

MOST POINTS:
Joe Nieuwendyk, 95

MOST GOALS:
Joe Nieuwendyk, 45

MOST ASSISTS:
Doug Gilmour, 67

MOST PENALTY MINUTES:
Tim Hunter, 279

MOST WINS GOALIE:
Mike Vernon, 23

PLAYOFFS

MOST POINTS:
Joe Nieuwendyk, 10

MOST GOALS:
Joe Nieuwendyk, 4

MOST ASSISTS:
Joe Nieuwendyk, 6
Sergei Makarov, 6

MOST PENALTY MINUTES:
Gary Roberts, 41

MOST WINS GOALIE:
Mike Vernon, 2

TROPHIES AND AWARDS

RALPH T. SCURFIELD HUMANITARIAN AWARD
Tim Hunter

CALDER MEMORIAL TROPHY
Sergei Makarov

MOLSON CUP
Joe Nieuwendyk

NHL 1ST ALL-STAR
Al MacInnis

GOALTENDER	GP	MP	GA	GAA	W-L-OTL	SO	EN	GP	MP	GA	GAA	W-L	SO	EN
Mike Vernon	47	2795	146	3.13	23-14-9	1	2	6	342	19	3.33	2-3	3	1
Rick Wamsley	36	1969	107	3.26	18-8-6	0	0	1	49	9	11.02	0-1	0	0
Steve Guenette	2	119	8	4.03	1-1-0	0	0	-	-	-	-	-	-	-
TOTAL	80	4895	265	3.25	42-23-15	1	2	6	392	28	4.44	2-4	3	1

1988-89

Flames win their first Stanley Cup and second Presidents' Trophy

COACH	REGULAR SEASON							PLAYOFFS				
	GP	W	L	T	PTS	GF	GA	GP	W	L	GF	GA
Terry Crisp	80	54	17	9	117	354	226	22	16	6	82	55

Regular Season: 1st Smythe Division, 1st overall. Playoffs: Smythe Division Semi-Finals — defeated Vancouver 4-3; Smythe Division Finals — defeated Los Angeles 4-0; Campbell Conference Championships — defeated Chicago 4-1; Stanley Cup Championship — defeated Montreal 4-2.

PLAYER	REGULAR SEASON					PLAYOFFS					
	GP	G	A	PTS	PIM	GP	G	A	PTS	PIM	
Joe Mullen	79	51	59	110	16	21	16	8	24	4	
Hakan Loob	79	27	58	85	44	22	8	9	17	4	
Doug Gilmour	72	26	59	85	44	22	11	11	22	20	
Joe Nieuwendyk	77	51	31	82	40	22	10	4	14	10	
Al MacInnis	79	16	58	74	126	22	7	24	31	46	
Gary Suter	63	13	49	62	78	5	0	3	3	10	
Jiri Hrdina	70	22	32	54	26	4	0	0	0	0	
Joel Otto	72	23	30	53	213	22	6	13	19	46	
Brian MacLennan	MIN	60	16	23	39	104	-	-	-	-	
	CGY	12	2	3	5	14	21	3	2	5	19
	TOTAL	72	18	26	44	118	21	3	2	5	19
Gary Roberts	71	22	16	38	250	22	5	7	12	57	
Colin Patterson	74	14	24	38	56	22	3	10	13	24	
Jim Peplinski	79	13	25	38	241	20	1	6	7	75	
Theoren Fleury	36	14	20	34	46	22	5	6	11	24	
Mark Hunter	66	22	8	30	194	10	2	2	4	23	
Jamie Macoun	72	8	19	27	76	22	3	6	9	30	
Brad McCrimmon	72	5	17	22	96	22	0	3	3	30	
Dana Murzyn	63	3	19	22	142	21	0	3	3	20	
Lanny McDonald	51	11	7	18	26	14	1	3	4	29	
Rob Ramage	68	3	13	16	156	20	1	11	12	26	
Tim Hunter	75	3	9	12	*375	19	0	4	4	32	
Ric Nattress	38	1	8	9	47	19	0	3	3	20	
Perry Berezan	35	4	4	8	23	-	-	-	-	-	
Michael Vernon	52	0	4	4	18	22	0	0	0	14	
Rick Lessard	6	0	1	1	2	-	-	-	-	-	
Ken Sabourin	6	0	1	1	26	1	0	0	0	0	
Brian Glynn	9	0	1	1	19	-	-	-	-	-	
Rick Wamsley	35	0	1	1	8	1	0	0	0	0	
Rich Chernomaz	1	0	0	0	0	-	-	-	-	-	
Stu Grimson	1	0	0	0	5	-	-	-	-	-	
Sergei Priakin	2	0	0	0	2	1	0	0	0	0	
Dave Reierson	2	0	0	0	2	-	-	-	-	-	
Pavel Ranheim	5	0	0	0	0	-	-	-	-	-	
Shane Churla	5	0	0	0	25	-	-	-	-	-	
BENCH	-	-	-	-	10	-	-	-	-	-	
TOTAL	80	354	576	930	2444	22	82	138	220	563	

REGULAR SEASON

MOST POINTS:

Joe Mullen, 110

MOST GOALS:

Joe Mullen, 51
Joe Nieuwendyk, 51

MOST ASSISTS:

Joe Mullen, 59
Doug Gilmour, 59

MOST PENALTY MINUTES:

Tim Hunter, 375

MOST WINS GOALIE:

Mike Vernon, 37

PLAYOFFS

MOST POINTS:

Al MacInnis, 31

MOST GOALS:

Joe Mullen, 16

MOST ASSISTS:

Al MacInnis, 24

MOST PENALTY MINUTES:

Jim Peplinski, 75

MOST WINS GOALIE:

Mike Vernon, 16

TROPHIES AND AWARDS

RALPH T. SCURFIELD

HUMANITARIAN AWARD

Lanny McDonald

CONN SMYTHE TROPHY

Al MacInnis

LADY BYNG TROPHY

Joe Mullen

EMERY EDGE +/-

Joe Mullen

MOLSON CUP

Joe Mullen

NHL 1ST ALL-STAR

Al MacInnis

NHL 2ND ALL-STAR

Mike Vernon

GOALTENDER	GP	MP	GA	GAA	W-L-OTL	SO	EN	GP	MP	GA	GAA	W-L	SO	EN
Mike Vernon	52	2938	130	2.65	37-6-5	0	0	22	1381	52	2.26	16-5	3	1
Rick Wamsley	35	1927	95	2.96	17-11-4	2	1	1	20	2	6.00	0-1	0	0
Steve Guenette	-	-	-	-	-	-	-	-	-	-	-	-	-	-
TOTAL	80	4871	225	2.78	54-17-9	2	1	22	1401	54	2.36	16-6	3	1

1987-88

Flames capture their first Presidents' Trophy and first overall

COACH	REGULAR SEASON									PLAYOFFS				
	GP	W	L	T	PTS	GF	GA	GP	W	L	GF	GA		
Terry Crisp	80	48	23	9	105	397	305	9	4	5	41	36		

Regular Season: 1st Smythe Division, 1st overall. Playoffs: Smythe Division Semi-Finals — defeated Los Angeles 4-1; Smythe Division Finals — lost to Edmonton 4-0.

PLAYER	REGULAR SEASON						PLAYOFFS					
	GP	G	A	PTS	PIM	GP	G	A	PTS	PIM		
Hakan Loob	80	50	56	106	47	9	1	9	10	6		
Mike Bullard	79	48	55	103	68	6	0	2	2	6		
Joe Nieuwendyk	75	51	41	92	23	8	3	4	7	2		
Gary Suter	75	21	70	91	124	9	1	9	10	6		
Joe Mullen	80	40	44	86	30	7	2	4	6	10		
Al MacInnis	80	25	58	83	114	7	3	6	9	18		
John Tonelli	74	17	41	58	84	6	2	5	7	8		
Joel Otto	62	13	39	52	194	9	3	2	5	24		
Jim Peplinski	75	20	31	51	234	9	0	5	5	45		
Brett Hull	52	26	24	50	12	-	-	-	-	-		
Rob Ramage	STL	67	8	34	42	127	-	-	-	-		
	CGY	12	1	6	7	37	9	1	3	4	21	
	TOTAL	79	9	40	49	164	9	1	3	4	21	
Brad McCrimmon	80	7	35	42	98	9	2	3	5	22		
Carey Wilson	34	9	21	30	18	-	-	-	-	-		
Gary Roberts	74	13	15	28	282	9	2	3	5	29		
Lanny McDonald	60	10	13	23	57	9	3	1	4	6		
Craig Coxie	VAN	64	5	12	17	186	-	-	-	-		
	CGY	7	2	3	5	32	2	1	0	1	16	
	TOTAL	71	7	15	22	218	2	1	0	1	16	
Perry Berezan	29	7	12	19	66	8	0	2	2	13		
Brian Glynn	67	5	14	19	87	1	0	0	0	0		
Colin Patterson	39	7	11	18	28	9	1	0	1	8		
Dana Murzyn	HFD	33	1	6	7	45	-	-	-	-		
	CGY	41	6	5	11	94	5	2	0	2	13	
	TOTAL	74	7	11	18	139	5	2	0	2	13	
Ric Nattress	63	2	13	15	37	6	1	3	4	0		
Tim Hunter	68	8	5	13	337	9	4	0	4	32		
Steve Bozek	26	3	7	10	12	-	-	-	-	-		
Neil Sheehy	36	2	6	8	73	-	-	-	-	-		
Jiri Hrdina	9	2	5	7	2	1	0	0	0	0		
Mike Vernon	64	0	7	7	47	9	0	2	2	2		
Shane Churla	HFD	2	0	0	0	14	-	-	-	-		
	CGY	29	1	5	6	132	7	0	1	1	17	
	TOTAL	31	1	5	6	146	7	0	1	1	17	
Paul Reinhart	14	0	4	4	10	8	2	7	9	6		
Kevan Guy	11	0	3	3	8	-	-	-	-	-		
Doug Dadswell	25	0	2	2	2	-	-	-	-	-		
Rich Chernomaz	2	1	0	1	0	-	-	-	-	-		
Randy Bucyk	2	0	0	0	0	-	-	-	-	-		
Bob Bodak	3	0	0	0	22	-	-	-	-	-		
Rick Wamsley	STL	31	0	0	0	14	-	-	-	-		
	CGY	2	0	0	0	0	1	0	0	0	0	
	TOTAL	33	0	0	0	14	1	0	0	0	0	
BENCH	-	-	-	-	-	-	-	-	-	-	2	
TOTAL	80	397	652	1049	2429	9	41	63	104	312		

GOALTENDER	GP	MP	GA	GAA	W-L-OTL	SO	EN	GP	MP	GA	GAA	W-L	SO	EN	
Rick Wamsley	STL	31	1818	103	3.40	13-16-1	0	0	-	-	-	-	-	-	
	CGY	2	73	5	4.11	1-0-0	0	0	1	33	2	3.64	0-1	0	0
	TOTAL	33	1891	108	3.43	14-16-1	0	0	1	33	2	3.64	0-1	0	0
Mike Vernon	64	3565	210	3.53	39-16-7	1	1	9	515	34	3.96	4-4	0	0	
Doug Dadswell	25	1221	89	4.37	8-7-2	0	0	-	-	-	-	-	-	-	
TOTAL	80	4895	304	3.75	48-23-9	1	1	9	548	36	3.94	4-5	0	0	

REGULAR SEASON

MOST POINTS:

Hakan Loob, 106

MOST GOALS:

Joe Nieuwendyk, 51

MOST ASSISTS:

Gary Suter, 70

MOST PENALTY MINUTES:

Tim Hunter, 337

MOST WINS GOALIE:

Mike Vernon, 39

PLAYOFFS

MOST POINTS:

Gary Suter, 10

MOST GOALS:

Hakan Loob, 8

MOST ASSISTS:

Gary Suter, 9

MOST PENALTY MINUTES:

Jim Peplinski, 45

MOST WINS GOALIE:

Mike Vernon, 4

TROPHIES AND AWARDS

RALPH T. SCURFIELD HUMANITARIAN AWARD

Jim Peplinski

CALDER MEMORIAL TROPHY

Joe Nieuwendyk

KING CLAWCAY AWARD

Lanny McDonald

EMERY EDGE +/-

Brad McCrimmon

MOLSON CUP

Joe Mullen

NHL 1ST ALL-STAR

Hakan Loob

NHL 2ND ALL-STAR

Brad McCrimmon

Gary Suter

1986-87

Joe Mullen captures the Lady Byng Trophy

COACH	REGULAR SEASON								PLAYOFFS				
	GP	W	L	T	PTS	GF	GA	GP	W	L	GF	GA	
Bob Johnson	80	46	31	3	95	318	289	6	2	4	15	22	

Regular Season: 2nd Smythe Division, 3rd overall. Playoffs: Smythe Division Semi-Finals — lost series to Winnipeg 4-2.

PLAYER	REGULAR SEASON					PLAYOFFS				
	GP	G	A	PTS	PIM	GP	G	A	PTS	PIM
Joe Mullen	79	47	40	87	14	6	2	1	3	0
Al MacInnis	79	20	56	76	97	4	1	0	1	0
Paul Reinhart	76	15	53	68	22	4	0	1	1	6
Mike Bullard	PIT	14	2	10	12	17	-	-	-	-
	CGY	57	28	26	54	34	6	4	3	7
	TOTAL	71	30	36	66	51	6	4	3	7
Carey Wilson	80	20	36	56	42	6	1	1	2	6
John Tonelli	78	20	31	51	72	3	0	0	0	2
Joel Otto	68	19	31	50	185	2	0	2	2	6
Jim Peplinski	80	18	32	50	181	6	1	0	1	24
Gary Suter	68	9	40	49	70	6	0	3	3	10
Hakan Loob	68	18	26	44	26	5	1	2	3	0
Jamie Macoun	79	7	33	40	111	3	0	1	1	8
Steve Bozek	71	17	18	35	22	4	1	0	1	2
Brian Bradley	40	10	18	28	16	-	-	-	-	-
Lanny McDonald	58	14	12	26	54	5	0	0	0	2
Colin Patterson	68	13	13	26	41	6	0	2	2	2
Tim Hunter	73	6	15	21	361	-	-	-	-	-
Gary Roberts	32	5	10	15	85	2	0	0	0	4
Dale DeGray	27	6	7	13	29	-	-	-	-	-
Neil Sheehy	54	4	6	10	151	6	0	0	0	21
Dan Quinn	16	3	6	9	14	-	-	-	-	-
Perry Berezan	24	5	3	8	24	2	0	2	2	7
Nick Fotiu	42	5	3	8	145	-	-	-	-	-
Kari Eloranta	13	1	6	7	9	6	0	2	2	0
Joe Nieuwendyk	9	5	1	6	0	6	2	2	4	0
Doug Risebrough	22	2	3	5	66	4	0	1	1	6
Kevan Guy	24	0	4	4	19	4	0	1	1	23
Brian Engblom	32	0	4	4	28	-	-	-	-	-
Paul Baxter	18	0	2	2	66	2	0	0	0	10
Mike Vernon	54	0	2	2	14	5	0	0	0	0
Brett Hull	5	1	0	1	0	4	2	1	3	0
Doug Dadswell	2	0	0	0	0	-	-	-	-	-
Rejean Lemelin	34	0	0	0	20	2	0	1	1	0
TOTAL	80	318	538	856	2018	6	15	26	41	192

REGULAR SEASON

MOST POINTS:
Joe Mullen, 87

MOST GOALS:
Joe Mullen, 47

MOST ASSISTS:
Al MacInnis, 56

MOST PENALTY MINUTES:
Tim Hunter, 361

MOST WINS GOALIE:
Mike Vernon, 30

PLAYOFFS

MOST POINTS:
Mike Bullard, 6

MOST GOALS:
Mike Bullard, 4

MOST ASSISTS:
Gary Suter, 3

MOST PENALTY MINUTES:
Tim Hunter, 51

MOST WINS GOALIE:
Mike Vernon, 2

OVERTIME GOAL:
Mike Bullard, 1

TROPHIES AND AWARDS

RALPH T. SCURFIELD HUMANITARIAN AWARD
Lanny McDonald

LADY BYNG TROPHY
Joe Mullen

GOALTENDER	GP	MP	GA	GAA	W-L-OTL	SO	EN	GP	MP	GA	GAA	W-L	SO	EN
Rejean Lemelin	34	1735	94	3.25	16-9-1	2	4	2	101	6	3.56	0-1	0	0
Mike Vernon	54	2957	178	3.61	30-21-1	1	2	5	263	16	3.65	2-3	0	0
Doug Dadswell	2	125	10	4.80	0-1-1	0	1	-	-	-	-	-	-	-
TOTAL	80	4817	282	3.61	46-31-3	3	7	6	364	22	3.63	2-4	0	0

1985-86

Flames vs. Habs for the Stanley Cup

COACH	REGULAR SEASON							PLAYOFFS				
	GP	W	L	T	PTS	GF	GA	GP	W	L	GF	GA
Bob Johnson	80	40	31	9	89	354	315	22	12	10	81	69

Regular Season: 2nd Smythe Division, 6th overall. Playoffs: Smythe Division Semi-Finals — defeated Winnipeg 3-0; Smythe Division Finals — defeated Edmonton 4-3; Conference Finals — defeated St. Louis 4-3; Stanley Cup Finals — lost to Montreal 4-1.

PLAYER	REGULAR SEASON						PLAYOFFS				
	GP	G	A	PTS	PIM	GP	G	A	PTS	PIM	
Joe Mullen	STL	48	28	24	52	10	-	-	-	-	-
	CGY	29	16	22	38	11	21	12	7	19	4
	TOTAL	77	44	46	90	21	21	12	7	19	4
Dan Quinn		78	30	42	72	44	18	8	7	15	10
Lanny McDonald		80	28	43	71	44	22	11	7	18	30
John Tonelli	NYI	65	20	41	61	50	-	-	-	-	-
	CGY	9	3	4	7	10	22	7	9	16	49
	TOTAL	74	23	45	68	60	22	7	9	16	49
Gary Suter		80	18	50	68	141	10	2	8	10	8
Al MacInnis		77	11	57	68	76	21	4	15	19	30
Hakan Loob		68	31	36	67	36	22	4	10	14	6
Joel Otto		79	25	34	59	188	22	5	10	15	80
Jim Peplinski		77	24	35	59	214	22	5	9	14	107
Carey Wilson		76	29	29	58	24	9	0	2	2	2
Steve Bozek		64	21	22	43	24	14	2	6	8	32
Doug Risebrough		62	15	28	43	169	22	7	9	16	38
Perry Berezan		55	12	21	33	39	8	1	1	2	6
Paul Reinhart		32	8	25	33	15	21	5	13	18	4
Jamie Macoun		77	11	21	32	81	22	1	6	7	23
Richard Kromm		63	12	17	29	31	-	-	-	-	-
Colin Patterson		61	14	13	27	22	19	6	3	9	10
Steve Konroyd		59	7	20	27	64	-	-	-	-	-
Eddy Beers		33	11	10	21	8	-	-	-	-	-
Neil Sheehy		65	2	16	18	271	22	0	2	2	79
Tim Hunter		66	8	7	15	291	19	0	3	3	108
Gino Cavallini		27	7	7	14	26	-	-	-	-	-
Charlie Bourgeois		29	5	5	10	128	-	-	-	-	-
Terry Johnson	STL	49	0	4	4	87	-	-	-	-	-
	CGY	24	1	4	5	71	17	0	3	3	64
	TOTAL	73	1	8	9	158	17	0	3	3	64
Paul Baxter		47	4	3	7	194	13	0	1	1	55
Rejean Lemelin		60	0	5	5	10	3	0	1	1	0
Rik Wilson	STL	32	0	4	4	48	-	-	-	-	-
	CGY	2	0	0	0	0	-	-	-	-	-
	TOTAL	34	0	4	4	48	-	-	-	-	-
Yves Courteau		4	1	1	2	0	1	0	0	0	0
Brian Bradley		5	0	1	1	0	1	0	0	0	0
Nick Fotiu		9	0	1	1	21	11	0	1	1	34
Mike Vernon		18	0	1	1	4	21	0	1	1	0
Robin Bartel		1	0	0	0	0	6	0	0	0	16
Dale DeGray		1	0	0	0	0	-	-	-	-	-
Mark Lamb		1	0	0	0	0	-	-	-	-	-
Marc D'Amour		15	0	0	0	22	-	-	-	-	-
Brett Hull		-	-	-	-	-	2	0	0	0	0
TOTAL		80	354	580	934	2279	22	81	135	216	80

GOALTENDER	GP	MP	GA	GAA	W-L-OTL	SO	EN	GP	MP	GA	GAA	W-L	SO	EN
Mike Vernon	18	921	52	3.39	9-3-3	1	0	21	1229	60	2.93	12-9	0	2
Marc D'Amour	15	560	32	3.43	2-4-2	0	0	-	-	-	-	-	-	-
Rejean Lemelin	60	3369	229	4.08	29-24-4	1	2	3	109	7	3.85	0-1	0	0
TOTAL	80	4850	313	3.87	40-31-9	2	2	22	1338	67	3.09	12-10	0	2

REGULAR SEASON

MOST POINTS:

Joe Mullen, 90
(Calgary 38, St. Louis 52)

MOST GOALS:

Joe Mullen, 44
(Calgary 16, St. Louis 28)

MOST ASSISTS:

Al MacInnis, 57

MOST PENALTY MINUTES:

Tim Hunter, 291

MOST WINS GOALIE:

Rejean Lemelin, 29

PLAYOFFS

MOST POINTS:

Joe Mullen, 19
Al MacInnis, 19

MOST GOALS:

Joe Mullen, 12

MOST ASSISTS:

Al MacInnis, 15

MOST PENALTY MINUTES:

Tim Hunter, 108

MOST WINS GOALIE:

Mike Vernon, 12

OVERTIME GOAL:

Lanny McDonald, 1

TROPHIES AND AWARDS

CALDER MEMORIAL

TROPHY
Gary Suter

MOLSON CUP

Hakan Loob

1984-85

Kent Nilsson finishes with 99 points

COACH	REGULAR SEASON							PLAYOFFS				
	GP	W	L	T	PTS	GF	GA	GP	W	L	GF	GA
Bob Johnson	80	41	27	12	94	363	302	4	1	3	13	15

Regular Season: 3rd Smythe Division, tied 6th overall. Playoffs: Smythe Division Semi-Finals — lost series to Winnipeg 3-1.

PLAYER	REGULAR SEASON					PLAYOFFS				
	GP	G	A	PTS	PIM	GP	G	A	PTS	PIM
Kent Nilsson	77	37	62	99	14	3	0	1	1	0
Hakan Loob	78	37	35	72	14	4	3	3	6	0
Carey Wilson	74	24	48	72	27	4	0	0	0	0
Paul Reinhart	75	23	46	69	18	4	1	1	2	0
Eddy Beers	74	28	40	68	94	3	1	0	1	0
Al MacInnis	67	14	52	66	75	4	1	2	3	8
Dan Quinn	74	20	38	58	22	3	0	0	0	0
Richard Kromm	73	20	32	52	32	3	0	1	1	4
Jim Peplinski	80	16	29	45	111	4	1	3	4	11
Colin Patterson	57	22	21	43	5	4	0	0	0	5
Mike Eaves	56	14	29	43	10	-	-	-	-	-
Jamie Macoun	70	9	30	39	67	4	1	0	1	4
Lanny McDonald	43	19	18	37	36	1	0	0	0	0
Steve Bozek	54	13	22	35	6	3	1	0	1	4
Steve Tambellini	47	19	10	29	4	-	-	-	-	-
Steve Konroyd	64	3	23	26	73	4	1	4	5	2
Tim Hunter	71	11	11	22	259	4	0	0	0	24
Paul Baxter	70	5	14	19	126	4	0	1	1	18
Gino Cavallini	27	6	10	16	14	3	0	0	0	4
Kari Eloranta	65	2	11	13	39	-	-	-	-	-
Doug Risebrough	15	7	5	12	49	4	0	3	3	12
Joel Otto	17	4	8	12	30	3	2	1	3	10
Charlie Bourgeois	47	2	10	12	134	4	0	0	0	17
Neil Sheehy	31	3	4	7	109	-	-	-	-	-
Perry Berezan	9	3	2	5	4	2	1	0	1	4
Jim Jackson	10	1	4	5	0	-	-	-	-	-
Yves Courteau	14	1	4	5	4	-	-	-	-	-
Bruce Eakin	1	0	0	0	0	-	-	-	-	-
Don Edwards	34	0	0	0	4	-	-	-	-	-
Rejean Lemelin	56	0	0	0	4	4	0	0	0	0
TOTAL	80	363	618	981	1384	4	13	20	33	127

REGULAR SEASON

MOST POINTS:
Kent Nilsson, 99

MOST GOALS:
Kent Nilsson, 37
Hakan Loob, 37

MOST ASSISTS:
Kent Nilsson, 62

MOST PENALTY MINUTES:
Tim Hunter, 259

MOST WINS GOALIE:
Rejean Lemelin, 30

PLAYOFFS

MOST POINTS:
Hakan Loob, 6

MOST GOALS:
Hakan Loob, 3

MOST ASSISTS:
Steve Konroyd, 4

MOST PENALTY MINUTES:
Tim Hunter, 24

MOST WINS GOALIE:
Rejean Lemelin, 1

TROPHIES AND AWARDS

MOLSON CUP
Rejean Lemelin

GOALTENDER	GP	MP	GA	GAA	W-L-OTL	SO	EN	GP	MP	GA	GAA	W-L	SO	EN
Rejean Lemelin	56	3176	183	3.46	30-12-10	1	3	4	248	14	3.39	1-3	1	1
Don Edwards	34	1691	115	4.08	11-15-2	1	1	-	-	-	-	-	-	-
TOTAL	80	4867	298	3.67	41-27-12	2	4	4	248	14	3.39	1-3	1	1

1983-84

Flames open new home—the Saddledome

COACH	REGULAR SEASON							PLAYOFFS				
	GP	W	L	T	PTS	GF	GA	GP	W	L	GF	GA
Bob Johnson	80	34	32	14	82	311	314	11	6	5	41	46

Regular Season: 2nd Smythe Division, 10th overall. Playoffs: Smythe Division Semi-Finals — defeated Vancouver 3-1; Smythe Division Finals — lost series to Edmonton 4-3.

PLAYER	REGULAR SEASON					PLAYOFFS				
	GP	G	A	PTS	PIM	GP	G	A	PTS	PIM
Kent Nilsson	67	31	49	80	22	-	-	-	-	-
Eddy Beers	73	36	39	75	88	11	2	5	7	12
Lanny McDonald	65	33	33	66	64	11	6	7	13	6
Hakan Loob	77	30	25	55	22	11	2	3	5	2
Dan Quinn	54	19	33	52	20	8	3	5	8	4
Doug Risebrough	77	23	28	51	161	11	2	1	3	25
Mike Eaves	61	14	36	50	20	11	4	4	8	2
Al MacInnis	51	11	34	45	42	11	2	12	14	13
Kari Eloranta	78	5	34	39	44	6	0	2	2	2
Jim Peplinski	74	11	22	33	114	11	3	4	7	21
Jamie Macoun	72	9	23	32	97	11	1	0	1	0
Colin Patterson	56	13	14	27	15	11	1	1	2	6
Paul Baxter	74	7	20	27	182	11	0	2	2	37
Steve Tambellini	73	15	10	25	16	2	0	1	1	0
Richard Kromm	53	11	12	23	27	11	1	1	2	9
Paul Reinhart	27	6	15	21	10	11	6	11	17	2
Steve Bozek	46	10	10	20	16	10	3	1	4	15
Jim Jackson	49	6	14	20	13	6	1	1	2	4
Steve Konroyd	80	1	13	14	94	8	1	2	3	8
Dave Hindmarch	29	6	5	11	2	-	-	-	-	-
Tony Stiles	30	2	7	9	20	-	-	-	-	-
Jamie Hislop	27	1	8	9	2	-	-	-	-	-
Tim Hunter	43	4	4	8	130	7	0	0	0	21
Carey Wilson	15	2	5	7	2	6	3	1	4	2
Mickey Volcan	19	1	4	5	18	-	-	-	-	-
Charlie Bourgeois	17	1	3	4	35	8	0	1	1	27
Bruce Eakin	7	2	1	3	4	-	-	-	-	-
Kari Jalonen	9	0	3	3	0	-	-	-	-	-
Rejean Lemelin	51	0	3	3	6	8	0	0	0	0
Keith Hanson	25	0	2	2	77	-	-	-	-	-
Don Edwards	41	0	2	2	2	6	0	0	0	0
Neil Sheehy	1	1	0	1	2	4	0	0	0	4
Danny Bolduc	2	0	1	1	0	1	0	0	0	0
Mike Vernon	1	0	0	0	0	-	-	-	-	-
Jeff Brubaker	4	0	0	0	19	-	-	-	-	-
TOTAL	80	311	512	823	1386	11	41	65	106	222

REGULAR SEASON

MOST POINTS:
Kent Nilsson, 80

MOST GOALS:
Eddy Beers, 36

MOST ASSISTS:
Kent Nilsson, 49

MOST PENALTY MINUTES:
Paul Baxter, 182

MOST WINS GOALIE:
Rejean Lemelin, 11

PLAYOFFS

MOST POINTS:
Paul Reinhart, 17

MOST GOALS:
Paul Reinhart, 6
Lanny McDonald, 6

MOST ASSISTS:
Al MacInnis, 12

MOST PENALTY MINUTES:
Paul Baxter, 37

MOST WINS GOALIE:
Rejean Lemelin, 4

OVERTIME GOALS:
Carey Wilson, 1
Lanny McDonald, 1

TROPHIES AND AWARDS

MOLSON CUP
Rejean Lemelin

NHL ROOKIE ALL-STAR
Hakan Loob, Jamie Macoun

GOALTENDER	GP	MP	GA	GAA	W-L-OTL	SO	EN	GP	MP	GA	GAA	W-L	SO	EN
Rejean Lemelin	51	2568	150	3.50	21-12-9	0	0	8	448	32	4.29	2-1	0	1
Don Edwards	41	2303	157	4.09	13-19-5	0	3	6	217	12	3.32	4-4	0	1
Mike Vernon	1	11	4	21.82	0-1-0	0	0	-	-	-	-	-	-	-
TOTAL	80	4882	311	3.82	34-32-14	0	3	11	665	46	4.15	6-5	0	2

1982-83

Johnson named new coach
McDonald pots 66 goals

COACH	REGULAR SEASON							PLAYOFFS				
	GP	W	L	T	PTS	GF	GA	GP	W	L	GF	GA
Bob Johnson	80	32	34	14	78	321	317	9	4	5	30	49

Regular Season: 2nd Smythe Division, 12th overall. Playoffs: Smythe Division Semi-Finals defeated — Vancouver 3-1; Smythe Division Finals — lost series to Edmonton 4-1.

PLAYER	REGULAR SEASON					PLAYOFFS				
	GP	G	A	PTS	PIM	GP	G	A	PTS	PIM
Kent Nilsson	80	46	58	104	10	9	1	11	12	2
Lanny McDonald	80	*66	32	98	90	7	3	4	7	19
Paul Reinhart	78	17	58	75	28	9	6	3	9	2
Guy Chouinard	80	13	59	72	18	9	1	6	7	4
Doug Risebrough	71	21	37	58	138	9	1	3	4	18
Mel Bridgeman	79	19	31	50	103	9	3	4	7	33
Kari Eloranta	80	4	40	44	43	9	1	3	4	17
Jim Peplinski	80	15	26	41	134	8	1	1	2	45
Kevin LaVallee	60	19	16	35	17	8	1	3	4	4
Jamie Hislop	79	14	19	33	17	9	0	2	2	6
Phil Russell	78	13	18	31	112	9	1	4	5	24
Eddy Beers	43	11	15	26	21	8	1	1	2	27
Dave Hindmarch	60	11	12	23	23	4	0	0	0	4
Jim Jackson	48	8	12	20	7	8	2	1	3	2
Steve Christoff	45	9	8	17	4	1	0	0	0	0
Steve Konroyd	79	4	13	17	73	9	2	1	3	18
Richie Dunn	80	3	11	14	47	9	1	1	2	8
Carl Mokosak	41	7	6	13	87	-	-	-	-	-
Kari Jalonen	25	9	3	12	4	5	1	0	1	0
Greg Meredith	35	5	4	9	8	5	3	1	4	4
Charlie Bourgeois	15	2	3	5	21	-	-	-	-	-
Jamie Macoun	22	1	4	5	25	9	0	2	2	8
Rejean Lemelin	39	0	5	5	7	7	0	0	0	0
Al MacInnis	14	1	3	4	9	-	-	-	-	-
Pierre Rioux	14	1	2	3	4	-	-	-	-	-
Denis Cyr	11	1	1	2	0	-	-	-	-	-
Tim Hunter	16	1	0	1	54	9	1	0	1	70
Pat Ribble	28	0	1	1	18	-	-	-	-	-
Don Edwards	39	0	1	1	0	5	0	0	0	0
Mike Vernon	2	0	0	0	0	-	-	-	-	-
Howard Walker	3	0	0	0	7	-	-	-	-	-
Tim Harrer	3	0	0	0	2	-	-	-	-	-
Gord Hampson	4	0	0	0	5	-	-	-	-	-
Tim Bernhardt	6	0	0	0	0	-	-	-	-	-
BENCH	-	-	-	-	-	-	-	-	-	2
TOTAL	80	321	498	819	1156	9	30	51	81	317

*Flames franchise record.

REGULAR SEASON

MOST POINTS:

Kent Nilsson, 104

MOST GOALS:

Lanny McDonald, 66

MOST ASSISTS:

Guy Chouinard, 59

MOST PENALTY MINUTES:

Doug Risebrough, 138

MOST WINS GOALIE:

Rejean Lemelin, 16

Don Edwards, 16

PLAYOFFS

MOST POINTS:

Kent Nilsson, 12

MOST GOALS:

Paul Reinhart, 6

MOST ASSISTS:

Kent Nilsson, 11

MOST PENALTY MINUTES:

Tim Hunter, 70

MOST WINS GOALIE:

Rejean Lemelin, 3

OVERTIME GOALS:

Eddy Beers, 1

Greg Meredith, 1

TROPHIES AND AWARDS

BILL MASTERTON TROPHY

Lanny McDonald

NHL 2ND ALL-STAR

Lanny McDonald

MOLSON CUP

Lanny McDonald

GOALTENDER	REGULAR SEASON				PLAYOFFS									
	GP	MP	GA	GAA	W-L-OTL	SO	EN	GP	MP	GA	GAA	W-L	SO	EN
Rejean Lemelin	39	2211	133	3.61	16-12-8	0	3	7	327	27	4.95	3-3	0	0
Don Edwards	39	2209	148	4.02	16-15-6	1	1	5	226	22	5.84	1-2	0	0
Tim Bernhardt	6	280	21	4.50	0-5-0	0	0	-	-	-	-	-	-	-
Mike Vernon	2	100	11	6.60	0-2-0	0	0	-	-	-	-	-	-	-
TOTAL	80	4800	313	3.91	32-34-14	1	4	9	553	49	5.32	4-5	0	0

1981-82

McDonald a Flame
Russell named Flames Captain

COACH	REGULAR SEASON							PLAYOFFS				
	GP	W	L	T	PTS	GF	GA	GP	W	L	GF	GA
Al MacNeil	80	29	34	17	75	334	345	3	0	3	5	10

Regular Season: 3rd Smythe Division, 12th overall. Playoffs: Smythe Division Semi-Finals — lost series to Vancouver 3-0.

PLAYER		REGULAR SEASON					PLAYOFFS				
		GP	G	A	PTS	PIM	GP	G	A	PTS	PIM
Mel Bridgeman	PHI	9	7	5	12	47	-	-	-	-	-
	CGY	63	26	49	75	94	3	2	0	2	14
	TOTAL	72	33	54	87	141	3	2	0	2	14
Lanny McDonald	COL	16	6	9	15	20	-	-	-	-	-
	CGY	55	34	33	67	37	3	0	1	1	6
	TOTAL	71	40	42	82	57	3	0	1	1	6
Guy Chouinard		64	23	57	80	12	3	0	1	1	0
Pekka Rautakallio		80	17	51	68	40	3	0	0	0	0
Jim Peplinski		74	30	37	67	115	3	1	0	1	13
Kevin LaVallee		75	32	29	61	30	3	0	0	0	7
Paul Reinhart		62	13	48	61	17	3	0	1	1	2
Willi Plett		78	21	36	57	288	3	1	2	3	39
Kent Nilsson		41	26	29	55	8	3	0	3	3	2
Ken Houston		70	22	22	44	91	3	1	0	1	4
Jamie Hilsop		80	16	25	41	35	3	0	0	0	0
Phil Russell		71	4	25	29	110	3	0	1	1	2
Gary McAdam		46	12	15	27	18	3	0	0	0	0
Denis Cyr		45	12	10	22	13	-	-	-	-	-
Dan Labraaten		43	10	12	22	6	3	0	0	0	0
Bob Murdoch		73	3	17	20	76	3	0	0	0	0
Don Lever		23	8	11	19	6	-	-	-	-	-
Steve Konroyd		63	3	14	17	78	3	0	0	0	12
Bill Clement		69	4	12	16	28	3	0	0	0	2
Charlie Bourgeois		54	2	13	15	112	3	0	0	0	7
Bob MacMillan		23	4	7	11	14	-	-	-	-	-
Eric Vail		6	4	1	5	0	-	-	-	-	-
Kari Eloranta		19	0	5	5	14	-	-	-	-	-
Pat Riggan		52	0	5	5	4	3	0	0	0	0
Dave Hindmarch		9	3	0	3	0	-	-	-	-	-
Bob Gould		16	3	0	3	4	-	-	-	-	-
Pat Ribble	WSH	12	1	2	3	14	-	-	-	-	-
	CGY	3	0	0	0	2	-	-	-	-	-
TOTAL		15	1	2	3	16	-	-	-	-	-
Eddy Beers		5	1	1	2	21	-	-	-	-	-
Mike Dwyer		5	0	2	2	0	-	-	-	-	-
Gord Wappel		11	1	0	1	6	-	-	-	-	-
Carl Mokosak		1	0	1	1	0	-	-	-	-	-
Brad Marsh		17	0	1	1	10	-	-	-	-	-
Rejean Lemelin		34	0	1	1	0	-	-	-	-	-
Randy Turnbull		1	0	0	0	2	-	-	-	-	-
Bruce Eakin		1	0	0	0	0	-	-	-	-	-
Bobby Lalonde		1	0	0	0	0	-	-	-	-	-
Tim Hunter		2	0	0	0	9	-	-	-	-	-
Al MacInnis		2	0	0	0	0	-	-	-	-	-
Randy Holt		8	0	0	0	9	-	-	-	-	-
BENCH		-	-	-	-	-	-	-	-	-	2
TOTAL		80	334	569	903	1291	3	5	9	14	112

GOALTENDER	GP	MP	GA	GAA	W-L-OTL	SO	EN	GP	MP	GA	GAA	W-L	SO	EN
Pat Riggan	52	2934	207	4.23	19-19-11	2	1	3	194	10	3.09	0-3	0	0
Rejean Lemelin	34	1866	135	4.34	10-15-6	0	2	-	-	-	-	-	-	-
TOTAL	80	4800	342	4.28	29-34-17	2	3	3	194	10	3.09	0-3	0	0

REGULAR SEASON

MOST POINTS:

Mel Bridgeman, 87
(Calgary 75, Philadelphia 12)

MOST GOALS:

Lanny McDonald, 40
(Calgary 34, Colorado 6)

MOST ASSISTS:

Guy Chouinard, 57

MOST PENALTY MINUTES:

Willi Plett, 288

MOST WINS GOALIE:

Pat Riggan, 19

PLAYOFFS

MOST POINTS:

Kent Nilsson, 3
Willi Plett, 3

MOST GOALS:

Mel Bridgeman, 2

MOST ASSISTS:

Kent Nilsson, 3

MOST PENALTY MINUTES:

Willi Plett, 39

TROPHIES AND AWARDS

MOLSON CUP

Pat Riggan

1980-81

Flames and NHL come to Calgary

COACH	REGULAR SEASON								PLAYOFFS			
	GP	W	L	T	PTS	GF	GA	GP	W	L	GF	GA
Al MacNeil	80	39	27	14	92	329	298	16	9	7	56	60

Regular Season: 3rd Patrick Division, 7th overall. Playoffs: Preliminary Round — defeated Chicago 3-0; Quarter-Finals — defeated Philadelphia 4-3; Stanley Cup Semi-Finals — lost to Minnesota 4-2.

PLAYER	REGULAR SEASON					PLAYOFFS				
	GP	G	A	PTS	PIM	GP	G	A	PTS	PIM
Kent Nilsson	80	49	*82	*131	26	16	3	14	17	4
Guy Chouinard	52	31	52	83	24	16	3	14	17	4
Willi Plett	78	38	30	68	239	15	8	4	12	89
Paul Reinhart	74	18	49	67	52	16	1	14	15	16
Eric Vail	64	28	36	64	23	6	0	0	0	0
Bob MacMillan	77	28	35	63	47	16	8	6	14	7
Don Lever	62	26	31	57	56	16	4	7	11	20
Jamie Hislop	QUE	50	19	22	41	15	-	-	-	-
	CGY	29	6	9	15	11	16	3	0	3
TOTAL	79	25	31	56	26	16	3	0	3	5
Pekka Rautakallio	76	11	45	56	64	16	2	4	6	6
Jim Peplinski	80	13	25	38	108	16	2	3	5	11
Kevin LaVallee	77	15	20	35	16	8	2	3	5	4
Bill Clement	78	12	20	32	33	16	2	1	3	6
Ken Houston	42	15	15	30	93	16	7	8	15	30
Phil Russell	80	6	23	29	104	16	2	7	9	29
Dan Labraaten	DET	44	3	8	11	12	-	-	-	-
	CGY	27	9	7	16	13	5	1	0	1
TOTAL	71	12	15	27	25	5	1	0	1	4
Bob Murdoch	74	3	19	22	54	16	1	4	5	36
Brad Marsh	80	1	12	13	87	16	0	5	5	8
Bert Wilson	50	5	7	12	94	1	0	0	0	0
Brad Smith	45	7	4	11	65	-	-	-	-	-
Alex McKendry	36	3	6	9	19	-	-	-	-	-
Earl Ingarfield	16	2	3	5	6	-	-	-	-	-
Denis Cyr	10	1	4	5	0	-	-	-	-	-
Randy Holt	48	0	5	5	165	13	2	2	4	52
Dan Bouchard	14	0	4	4	6	-	-	-	-	-
Dave Hindmarch	1	1	0	1	0	6	0	0	0	2
Greg Meredith	3	1	0	1	0	-	-	-	-	-
Mike Dwyer	4	0	1	1	4	1	1	0	1	0
Gord Wappel	7	0	1	1	4	-	-	-	-	-
Rejean Lemelin	29	0	1	1	2	6	0	0	0	0
Pat Riggin	42	0	1	1	7	11	0	0	0	0
Tony Curtale	2	0	0	0	0	-	-	-	-	-
Bob Gould	3	0	0	0	0	11	3	1	4	4
Steve Konroyd	4	0	0	0	4	-	-	-	-	-
TOTAL	80	329	547	876	1426	16	55	92	147	335

*Flames franchise record.

REGULAR SEASON

MOST POINTS:
Kent Nilsson, 131

MOST GOALS:
Kent Nilsson, 49

MOST ASSISTS:
Kent Nilsson, 82

MOST PENALTY MINUTES:
Willi Plett, 239

MOST WINS GOALIE:
Pat Riggin, 21

PLAYOFFS

MOST POINTS:
Guy Chouinard, 17

MOST GOALS:
Bob MacMillan, 8
Willi Plett, 8

MOST ASSISTS:
Guy Chouinard, 14
Paul Reinhart, 14

MOST PENALTY MINUTES:
Willi Plett, 89

MOST WINS GOALIE:
Pat Riggin, 6

OVERTIME GOAL:
Willi Plett, 1

TROPHIES AND AWARDS

MOLSON CUP
Kent Nilsson

GOALTENDER	GP	MP	GA	GAA	W-L-OTL	SO	EN	GP	MP	GA	GAA	W-L	SO	EN
Rejean Lemelin	29	1629	88	3.24	14-6-7	2	2	6	366	22	3.61	3-3	0	0
Pat Riggin	42	2411	154	3.83	21-16-4	0	2	11	629	37	3.53	6-4	0	1
Dan Bouchard	14	760	51	4.06	4-5-3	0	0	-	-	-	-	-	-	-
TOTAL	80	4800	298	3.73	39-27-14	2	4	16	985	59	3.59	9-7	0	1

GAME-BY-GAME RESULTS

ABBR	TEAM
ANA	Anaheim Ducks
ARI	Arizona Coyotes
ATL	Atlanta Thrashers
BOS	Boston Bruins
BUF	Buffalo Sabres
CAL	California Seals
CAR	Carolina Hurricanes
CHI	Chicago Blackhawks
CBJ	Columbus Blue Jackets
CLE	Cleveland Barons
COL	Colorado Avalanche
CR	Colorado Rockies
DAL	Dallas Stars
DET	Detroit Red Wings
EDM	Edmonton Oilers
FLA	Florida Panthers
HFD	Hartford Whalers
KAC	Kansas City Scouts
LAK	Los Angeles Kings
MIN	Minnesota Wild
MNS	Minnesota North Stars
MTL	Montreal Canadiens
NJD	New Jersey Devils
NSH	Nashville Predators
NYI	New York Islanders
NYR	New York Rangers
OTT	Ottawa Senators
PHI	Philadelphia Flyers
PHX	Phoenix Coyotes
PIT	Pittsburgh Penguins
QUE	Quebec Nordiques
SJS	San Jose Sharks
STL	St. Louis Blues
TBL	Tampa Bay Lightning
TOR	Toronto Maple Leafs
VAN	Vancouver Canucks
WPG	Winnipeg Jets
WSH	Washington Capitals

Calgary transferred from Atlanta on June 24, 1980

Carolina transferred from Hartford on June 25, 1997

Colorado transferred from Quebec on June 21, 1995

Dallas transferred from Minnesota on June 9, 1993

New Jersey transferred from Denver on June 30, 1982*

*(previously transferred from Kansas City)

Phoenix transferred from Winnipeg on July 1, 1996

Winnipeg transferred from Atlanta on June 21, 2011

2014-15

DATE	OPP.	RESULT	RECORD	PTS
1 Oct. 8	vs. VAN	2-4 L	0-1-0-0	0
2 Oct. 9	at EDM	5-2 W	1-1-0-0	2
3 Oct. 11	at STL	1-4 L	1-2-0-0	2
4 Oct. 14	at NSH	3-2 W(SO)	2-2-0-0	4
5 Oct. 15	at CHI	2-1 W(OT)	3-2-0-0	6
6 Oct. 17	at CBJ	2-3 L	3-3-0-0	6
7 Oct. 19	at WPG	4-1 W	4-3-0-0	8
8 Oct. 21	vs. TBL	1-2 L(OT)	4-3-1-0	9
9 Oct. 23	vs. CAR	5-0 W	5-3-1-0	11
10 Oct. 25	vs. WSH	1-3 L	5-4-1-0	11
11 Oct. 28	vs. MTL	1-2 L(SO)	5-4-1-1	12
12 Oct. 31	vs. NSH	4-3 W	6-4-1-1	14
13 Nov. 2	at MTL	6-2 W	7-4-1-1	16
14 Nov. 4	at WSH	4-3 W(OT)	8-4-1-1	18
15 Nov. 6	at TBL	2-5 L	8-5-1-1	18
16 Nov. 9	at FLA	6-4 W	9-5-1-1	20
17 Nov. 10	at CAR	1-4 L	9-6-1-1	20
18 Nov. 13	vs. ARI	5-3 W	10-6-1-1	22
19 Nov. 15	vs. OTT	4-2 W	11-6-1-1	24
20 Nov. 18	vs. ANA	4-3 W(SO)	12-6-1-1	26
21 Nov. 20	vs. CHI	3-4 L	12-7-1-1	26
22 Nov. 22	vs. NJD	5-4 W(SO)	13-7-1-1	28
23 Nov. 25	at ANA	2-3 L	13-8-1-1	28
24 Nov. 26	at SJS	2-0 W	14-8-1-1	30
25 Nov. 29	at ARI	3-0 W	15-8-1-1	32
26 Dec. 2	vs. ARI	5-2 W	16-8-1-1	34
27 Dec. 4	vs. COL	4-3 W(OT)	17-9-1-1	36
28 Dec. 6	vs. SJS	2-3 L	17-10-1-1	36
29 Dec. 9	at TOR	1-4 L	17-10-1-1	36
30 Dec. 11	at BUF	3-4 L	17-11-1-1	36
31 Dec. 12	at PIT	1-3 L	17-12-1-1	36
32 Dec. 14	at CHI	1-2 L	17-13-1-1	36
33 Dec. 16	vs. NYR	2-5 L	17-14-1-1	36
34 Dec. 19	vs. DAL	1-2 L	17-15-1-1	36
35 Dec. 20	at VAN	2-3 L(OT)	17-16-2-1	37
36 Dec. 22	at LAK	4-3 W(OT)	18-16-2-1	39
37 Dec. 27	vs. EDM	4-1 W	19-16-2-1	41
38 Dec. 29	vs. LAK	2-1 W	20-16-2-1	43
39 Dec. 31	vs. EDM	4-3 W(OT)	21-16-2-1	45
40 Jan. 2	vs. NYI	1-2 L	21-17-2-1	45
41 Jan. 7	vs. DET	2-3 L	21-17-2-1	45
42 Jan. 9	vs. FLA	5-6 L	21-18-2-1	45
43 Jan. 10	at VAN	1-0 W	22-18-2-1	47
44 Jan. 15	at ARI	4-1 W	23-18-2-1	49
45 Jan. 17	at SJS	4-3 W(OT)	24-18-2-1	51
46 Jan. 19	at LAK	2-1 W(OT)	25-18-2-1	53
47 Jan. 21	at ANA	3-6 L	25-19-2-1	53
48 Jan. 27	vs. BUF	4-1 W	26-19-2-1	55
49 Jan. 29	vs. MIN	0-1 L	26-20-2-1	55
50 Jan. 31	v. s. EDM	4-2 W	27-20-2-1	57
51 Feb. 2	vs. WPG	5-2 W	28-20-2-1	59
52 Feb. 4	vs. SJS	3-1 W	29-20-2-1	61
53 Feb. 6	vs. PIT	0-4 L	29-21-2-1	61
54 Feb. 9	at SJS	4-1 W	30-21-2-1	63
55 Feb. 12	at LAK	3-5 L	30-22-2-1	63
56 Feb. 14	vs. VAN	3-2 W	31-22-2-1	65
57 Feb. 16	vs. BOS	4-3 W(OT)	32-22-2-1	67
58 Feb. 18	vs. MNS	2-3 L(OT)	32-23-2-1	68
59 Feb. 20	vs. ANA	3-6 L	32-23-3-1	69
60 Feb. 24	at NYR	0-1 L	32-24-3-1	69
61 Feb. 25	at NJD	3-1 W	33-24-3-1	70
62 Feb. 27	at NYI	1-2 L	33-25-3-1	70
63 Mar. 3	at PHI	3-2 W(OT)	34-25-3-1	72
64 Mar. 5	at BOS	4-3 W(SO)	35-25-3-1	74
65 Mar. 6	at DET	5-2 W	36-25-3-1	76
66 Mar. 8	at OTT	4-5 L(SO)	36-25-3-2	77
67 Mar. 11	vs. ANA	6-3 W	37-25-3-2	79
68 Mar. 13	vs. TOR	6-3 W	38-25-3-2	81
69 Mar. 14	at COL	2-3 L	38-26-3-2	81
70 Mar. 17	vs. STL	0-4 L	38-27-3-2	81
71 Mar. 19	vs. PHI	4-1 W	39-27-3-2	83
72 Mar. 21	vs. CBJ	2-3 L(OT)	39-27-4-2	84
73 Mar. 23	vs. COL	3-2 W	40-27-4-2	86
74 Mar. 25	vs. DAL	3-4 L(SO)	40-27-4-3	87
75 Mar. 27	at MIN	2-4 L	40-28-4-3	87
76 Mar. 29	at NSH	5-2 W	41-28-4-3	89
77 Mar. 30	at DAL	5-3 W	42-28-4-3	91
78 Apr. 2	at STL	1-4 L	42-29-4-3	91
79 Apr. 4	at EDM	4-0 W	43-29-4-3	93
80 Apr. 7	vs. ARI	3-2 W	44-29-4-3	95
81 Apr. 9	vs. LAK	3-1 W	45-29-4-3	97
82 Apr. 11	at WPG	1-5 L	45-30-4-3	97

2013-14

DATE	OPP.	RESULT	RECORD	PTS
1 Oct. 3	at WSH	4-5 L(SO)	0-0-0-1	1
2 Oct. 4	at CBJ	4-3 W	1-0-0-1	3
3 Oct. 6	vs. VAN	4-5 L(OT)	1-0-1-1	4
4 Oct. 9	vs. NJL	3-2 W	2-0-1-1	6
5 Oct. 11	vs. MTL	3-2 W	3-0-1-1	8
6 Oct. 16	at ANA	2-3 L	3-1-1-1	8
7 Oct. 19	at SJS	3-6 L	3-2-1-1	8
8 Oct. 21	at LAK	2-4 W	4-2-1-1	10
9 Oct. 22	at PHX	3-2 W	4-3-1-1	10
10 Oct. 24	at DAL	1-5 L	4-4-1-1	10
11 Oct. 26	vs. WSH	5-2 W	5-4-1-1	12
12 Oct. 30	vs. TOR	2-4 L	5-5-1-1	12
13 Nov. 3	vs. DET	3-4 L	5-6-1-1	12
14 Nov. 3	at CHI	3-2 W(OT)	6-6-1-1	14
15 Nov. 5	at MIN	1-5 L	6-7-1-1	14
16 Nov. 7	at STL	2-3 L	6-8-1-1	14
17 Nov. 8	at COL	2-4 L	6-9-1-1	14
18 Nov. 12	vs. SJS	2-3 L(OT)	6-9-2-1	15
19 Nov. 14	at DAL	3-7 L	6-10-2-1	15
20 Nov. 16	vs. EDM	2-4 L	6-11-2-1	15
21 Nov. 18	at WPG	5-4 W(SO)	7-11-2-1	17
22 Nov. 20	vs. CBJ	1-2 L(OT)	7-11-3-1	18
23 Nov. 22	vs. FLA	4-3 W(SO)	8-11-3-1	20
24 Nov. 27	vs. CHI	2-3 L	8-12-3-1	20
25 Nov. 29	at ANA	2-5 L	8-13-3-1	20
26 Nov. 30	at LAK	2-1 W	9-13-3-1	22
27 Dec. 4	vs. PHX	4-1 W	10-13-3-1	24
28 Dec. 6	vs. COL	2-3 L	10-14-3-1	24
29 Dec. 7	at EDM	1-1 W(OT)	11-14-3-1	26
30 Dec. 10	vs. BOS	1-2 L	11-15-3-1	26
31 Dec. 12	vs. CAR	2-1 W(OT)	12-15-3-1	28
32 Dec. 14	at BUF	2-1 W(OT)	13-15-3-1	30
33 Dec. 15	at NYR	3-4 L(SO)	13-16-3-1	31
34 Dec. 17	at BOS	0-2 L	13-17-3-1	31
35 Dec. 19	at DET	2-3 L	13-18-4-2	32
36 Dec. 21	at PIT	3-4 L	13-17-4-2	32
37 Dec. 23	vs. STL	4-3 W(SO)	14-17-4-2	34
38 Dec. 27	vs. EDM	0-2 L	14-18-4-2	34
39 Dec. 29	vs. VAN	0-2 L	14-19-4-2	34
40 Dec. 31	vs. PHI	1-4 L	14-20-4-2	34
41 Jan. 3	vs. TBL	0-2 L	14-21-4-2	34
42 Jan. 6	at COL	4-3 W	15-21-4-2	36
43 Jan. 7	at PHX	0-6 L	15-22-4-2	36
44 Jan. 9	vs. STL	0-5 L	15-23-4-2	36
45 Jan. 11	vs. PIT	1-2 W	15-24-4-2	38
46 Jan. 13	at TOR	2-0 W	16-24-4-2	38
47 Jan. 14	at NSH	2-4 L	16-25-4-2	38
48 Jan. 16	vs. WPG	2-5 L	16-26-4-2	38
49 Jan. 18	at VAN	2-3 L(SO)	16-26-4-3	39
50 Jan. 20	at SJS	2-3 L	16-27-4-3	39
51 Jan. 22	vs. PHX	3-2 W	17-27-4-3	41
52 Jan. 24	vs. NSH	5-4 W(SO)	18-27-4-3	43
53 Jan. 28	vs. CHI	5-4 W(OT)	19-27-4-3	45
54 Jan. 30	vs. SJS	4-1 W	20-27-4-3	47
55 Feb. 1	vs. MIN	4-3 W(OT)	21-27-4-3	49
56 Feb. 4	at MTL	0-2 L	21-28-4-3	49
57 Feb. 6	at NYI	4-2 W	22-28-4-3	51
58 Feb. 8	at PHI	1-2 L	22-29-4-3	51
59 Feb. 27	vs. LAK	0-2 L	22-30-4-3	51
60 Mar. 1	at EDM	2-1 W(OT)	23-30-4-3	53
61 Mar. 3	at MIN	2-3 L	23-31-4-3	53
62 Mar. 5	vs. OTT	4-1 W	24-31-4-3	55
63 Mar. 7	vs. NYI	4-3 W	25-31-4-3	57
64 Mar. 8	at VAN	1-2 L	25-32-4-3	57
65 Mar. 10	vs. LAK	2-3 L	25-33-4-3	57
66 Mar. 12	at DAL	7-2 W	26-33-4-3	59
67 Mar. 14	at ANA	4-3 W(SO)	27-33-4-3	61
68 Mar. 15	at PHX	2-3 L	27-34-4-3	61
69 Mar. 18	vs. BUF	3-1 W	28-34-4-3	63
70 Mar. 21	vs. NSH	5-6 L	28-35-4-3	63
71 Mar. 22	at EDM	8-1 W	29-35-4-3	65
72 Mar. 24	vs. SJS	2-1 W(SO)	30-35-4-3	67
73 Mar. 26	vs. ANA	2-3 L	30-36-4-3	67
74 Mar. 28	vs. NYR	4-3 W	31-36-4-3	69
75 Mar. 30	at OTT	3-6 L	31-37-4-3	69
76 Apr. 1	at TOR	2-3 L	31-38-4-3	69
77 Apr. 3	at TBL	1-4 W	32-38-4-3	71
78 Apr. 4	at FLA	2-1 W	33-38-4-3	73
79 Apr. 7	at NJD	1-0 W	34-38-4-3	75
80 Apr. 9	vs. LAK	4-3 W(SO)	35-38-4-3	77
81 Apr. 11	vs. WPG	3-5 L	35-39-4-3	77
82 Apr. 13	at VAN	1-5 L	35-40-4-3	77

2012-13

DATE	OPP.	RESULT	RECORD	PTS
1 Jan. 20	vs. SJS	1-4 L	0-1-0-0	0
2 Jan. 21	vs. ANA	4-5 L	0-2-0-0	0
3 Jan. 23	at VAN	2-3 (SO)	0-2-0-1	1
4 Jan. 26	vs. EDM	4-3 W	1-2-0-1	3
5 Jan. 31	vs. COL	3-6 L	1-3-0-1	3
6 Feb. 2	vs. CHI	2-3 (SO)	1-3-0-2	4
7 Feb. 5	at DET	4-1 W	2-3-0-2	6
8 Feb. 7	at CBJ	4-3 (OT)	3-3-0-2	8
9 Feb. 9	at VAN	1-5 L	3-4-0-3	8
10 Feb. 11	vs. MIN	1-2 (SO)	3-4-0-3	9
11 Feb. 13	vs. DAL	7-4 W	4-4-0-3	11
12 Feb. 15	vs. STL	2-5 L	4-5-0-3	11
13 Feb. 17	at DAL	4-3 W	5-5-0-3	13
14 Feb. 18	at PHX	0-4 L	5-6-0-3	13
15 Feb. 20	vs. LAK	1-3 L	5-7-0-3	13
16 Feb. 23	vs. MIN	3-1 W	6-7-0-3	15
17 Feb. 24	vs. PHX	5-4 W	7-7-0-3	17
18 Feb. 26	at MIN	1-2 (OT)	7-7-1-3	18
19 Feb. 28	at COL	4-5 L	7-8-1-3	18
20 Mar. 3	vs. VAN	4-2 W	8-8-1-3	20
21 Mar. 6	vs. SJS	4-1 W	9-8-1-3	22
22 Mar. 8	at ANA	0-4 L	9-9-1-3	22
23 Mar. 9	at LAK	2-6 L	9-10-1-3	22
24 Mar. 11	at LAK	1-3 L	9-11-1-3	22
25 Mar. 13	vs. DET	5-2 W	10-11-1-3	24
26 Mar. 15	vs. NAS	6-3 W	11-11-1-3	26
27 Mar. 18	at DAL	3-4 L	11-12-1-3	26
28 Mar. 21	at NAS	3-5 L	11-13-1-3	26
29 Mar. 22	at STL	1-5 L	11-14-1-3	26
30 Mar. 24	vs. STL	3-2 W	12-14-1-3	28
31 Mar. 26	at CHI	0-2 L	12-15-1-3	28
32 Mar. 27	vs. COL	4-3 W	13-15-1-3	30
33 Mar. 29	vs. CBJ	4-6 L	13-16-1-3	30
34 Apr. 1	at EDM	1-4 L	13-17-1-3	30
35 Apr. 3	vs. EDM	2-8 L	13-18-1-3	30
36 Apr. 5	at SJS	1-2 L	13-19-1-3	30
37 Apr. 6	at VAN	2-5 L	13-20-1-3	30
38 Apr. 8	at COL	3-1 W	14-20-1-3	32
39 Apr. 10	vs. VAN	1-4 L	14-21-1-3	32
40 Apr. 12	vs. PHX	3-2 (OT)	15-21-1-3	34
41 Apr. 13	at EDM	4-1 W	16-21-1-3	36
42 Apr. 15	vs. MIN	3-4 L	16-22-1-3	36
43 Apr. 17	vs. DET	3-2 W	17-22-1-3	38
44 Apr. 19	vs. ANA	3-1 W	18-22-1-3	40
45 Apr. 21	at MIN	4-1 W	19-22-1-3	42
46 Apr. 23	at NAS	3-4 L	19-23-1-3	42
47 Apr. 25	at STL	1-4 L	19-24-1-3	42
48 Apr. 26	at CHI	1-3 L	19-25-1-3	42

2011-12

DATE	OPP.	RESULT	RECORD	PTS
1 Oct. 8	vs. PIT	3-5 L	0-1-0-0	0
2 Oct. 10	at STL	2-5 L	0-2-0-0	0
3 Oct. 13	at MTL	4-1 W	1-2-0-0	2
4 Oct. 15	at TOR	2-3 L	1-3-0-0	2
5 Oct. 18	vs. EDM	2-1 W	2-3-0-0	4
6 Oct. 20	vs. NYR	2-3 L(OT)	2-3-1-0	5
7 Oct. 22	vs. NSH	0-2 L	2-4-1-0	5
8 Oct. 26	vs. COL	4-2 W	3-4-1-0	7
9 Oct. 28	vs. STL	3-1 W	4-4-1-0	9
10 Nov. 1	vs. VAN	1-5 L	4-5-1-0	9
11 Nov. 3	at DET	4-1 W	5-5-1-0	11
12 Nov. 4	at BUF	1-2 L	5-6-1-0	11
13 Nov. 6	at COL	2-1 W	6-6-1-0	13
14 Nov. 8	vs. MIN	0-3 L	6-7-1-0	13
15 Nov. 11	at CHI	1-4 L	6-8-1-0	13
16 Nov. 12	at COL	4-3 W	7-8-1-0	15
17 Nov. 15	vs. OTT	1-3 L	7-9-1-0	15
18 Nov. 18	vs. CHI	5-2 W	8-9-1-0	17
19 Nov. 21	at CBJ	1-4 L	8-10-1-0	17
20 Nov. 23	at DET	3-5 L	8-11-1-0	17
21 Nov. 25	at STL	0-2 L	8-12-1-0	17
22 Nov. 27	at MIN	5-2 W	9-12-1-0	19
23 Nov. 29	vs. NSH	1-0 W	10-12-1-0	21
24 Dec. 1	vs. CBJ	3-4 L(SO)	10-12-1-1	22
25 Dec. 3	at EDM	5-3 W	11-12-1-1	24
26 Dec. 4	at VAN	1-5 L	11-13-1-1	24
27 Dec. 6	vs. CAR	7-6 W	12-13-1-1	26
28 Dec. 8	vs. COL	3-2 W	13-13-1-1	28
29 Dec. 10	vs. EDM	3-0 W	14-13-1-1	30
30 Dec. 13	at NSH	1-2 L	14-14-1-1	30
31 Dec. 15	at TBL	4-5 L(OT)	14-14-2-1	31
32 Dec. 16	at FLA	2-3 L(SO)	14-14-2-2	32
33 Dec. 18	at CHI	2-4 L	14-15-2-2	32
34 Dec. 20	vs. MIN	2-1 W	15-15-2-2	34
35 Dec. 22	vs. DET	3-2 W	16-15-2-2	36
36 Dec. 23	at VAN	3-1 W	17-15-2-2	38
37 Dec. 27	at CBJ	2-1 W(SO)	18-15-2-2	40
38 Dec. 29	at NYI	1-3 L	18-16-2-2	40
39 Dec. 30	at OTT	3-4 L(OT)	18-16-3-2	41
40 Jan. 1	at NSH	3-5 L	18-17-3-2	41
41 Jan. 3	at WSH	1-3 L	18-18-3-2	41
42 Jan. 5	at BOS	0-9 L	18-19-3-2	41
43 Jan. 7	vs. MIN	3-1 W	19-19-3-2	43
44 Jan. 10	vs. NJD	6-3 W	20-19-3-2	45
45 Jan. 12	vs. ANA	1-0 W(OT)	21-19-3-2	47
46 Jan. 14	vs. LAK	1-4 L	21-20-3-2	47
47 Jan. 17	at SJS	1-2 L(SO)	21-20-3-3	48
48 Jan. 19	at LAK	2-1 W(SO)	22-20-3-3	50
49 Jan. 21	at EDM	6-2 W	23-20-3-3	52
50 Jan. 24	vs. SJS	0-1 L	23-21-3-3	52
51 Jan. 31	vs. DET	1-3 L	23-22-3-3	52
52 Feb. 3	vs. CHI	3-1 W	24-22-3-3	54
53 Feb. 6	at ANA	2-3 L(SO)	24-22-3-4	55
54 Feb. 8	at SJS	4-3 W	25-22-3-4	57
55 Feb. 9	at PHX	1-2 L(OT)	25-22-4-4	58
56 Feb. 11	vs. VAN	3-2 W(SO)	26-22-4-4	60
57 Feb. 14	vs. TOR	5-1 W	27-22-4-4	62
58 Feb. 16	at DAL	2-3 L(OT)	27-22-5-4	63
59 Feb. 18	at LAK	1-0 W	28-22-5-4	65
60 Feb. 21	vs. EDM	1-6 L	28-23-5-4	65
61 Feb. 23	vs. PHX	3-4 L(SO)	28-23-5-5	66
62 Feb. 25	vs. PHI	4-5 L(SO)	28-23-5-6	67
63 Feb. 27	vs. STL	1-3 L	28-24-5-6	67
64 Mar. 1	at PHX	4-2 W	29-24-5-6	69
65 Mar. 2	at ANA	2-3 L	29-25-5-6	69
66 Mar. 4	vs. DAL	2-3 L(SO)	29-25-5-7	70
67 Mar. 6	vs. MTL	5-4 W	30-25-5-7	72
68 Mar. 9	vs. WPG	5-3 W	31-25-5-7	74
69 Mar. 11	at MIN	4-3 W	32-25-5-7	76
70 Mar. 13	vs. SJS	3-2 W(OT)	33-25-5-7	78
71 Mar. 15	vs. PHX	4-1 W	34-25-5-7	80
72 Mar. 16	at EDM	1-3 L	34-26-5-7	80
73 Mar. 18	vs. CBJ	1-2 L(SO)	34-26-5-8	81
74 Mar. 20	at COL	1-2 L(OT)	34-26-6-8	82
75 Mar. 22	at MIN	2-3 L(SO)	34-26-6-9	83
76 Mar. 24	at DAL	1-4 L	34-27-6-9	83
77 Mar. 26	vs. DAL	5-4 W	35-27-6-9	85
78 Mar. 28	vs. LAK	0-3 L	35-28-6-9	85
79 Mar. 30	vs. COL	1-4 L	35-29-6-9	85
80 Mar. 31	at VAN	2-3 L(OT)	35-29-7-9	86
81 Apr. 5	vs. VAN	3-2 W	36-29-7-9	88
82 Apr. 7	vs. ANA	5-2 W	37-29-7-9	90

2010-11

DATE	OPP.	RESULT	RECORD	PTS
1 Oct. 7	at EDM	0-4 L	0-1-0-0	0
2 Oct. 10	vs. LAK	3-1 W	1-1-0-0	2
3 Oct. 14	vs. FLA	0-3 L	1-2-0-0	2
4 Oct. 16	vs. EDM	5-3 W	2-2-0-0	4
5 Oct. 19	at NSH	1-0 W(OT)	3-2-0-0	6
6 Oct. 21	at DET	2-4 L	3-3-0-0	6
7 Oct. 22	at CBJ	6-2 W	4-3-0-0	8
8 Oct. 24	vs. SJS	4-0 W	5-3-0-0	10
9 Oct. 26	vs. EDM	5-4 W(SO)	6-3-0-0	12
10 Oct. 28	vs. COL	5-6 L	6-4-0-0	12
11 Oct. 30	vs. WSH	2-7 L	6-5-0-0	12
12 Nov. 3	vs. DET	1-2 L	6-6-0-0	12
13 Nov. 5	at MIN	1-2 L	6-7-0-0	12
14 Nov. 9	at COL	4-2 W	7-7-0-0	14
15 Nov. 12	at PHX	4-5 L	7-8-0-0	14
16 Nov. 13	at SJS	3-4 L	7-9-0-0	14
17 Nov. 17	vs. SHX	1-3 L	7-10-0-0	14
18 Nov. 19	vs. CHI	7-2 W	8-10-0-0	16
19 Nov. 21	at DET	4-5 L(OT)	8-10-1-0	17
20 Nov. 22	at NYR	1-2 L	8-11-1-0	17
21 Nov. 24	at NJD	1-2 L(SO)	8-11-1-1	18
22 Nov. 26	at PHI	3-2 W(SO)	9-11-1-1	20
23 Nov. 27	at PIT	1-4 L	9-12-1-1	20
24 Nov. 29	vs. MIN	3-0 W	10-12-1-1	22
25 Dec. 1	vs. VAN	2-7 L	10-13-1-1	22
26 Dec. 3	at MIN	3-2 W(SO)	11-13-1-1	24
27 Dec. 5	at CHI	2-4 L	11-14-1-1	24
28 Dec. 7	vs. TBL	4-2 W	12-14-1-1	26
29 Dec. 9	at LAK	1-2 L	12-15-1-1	26
30 Dec. 10	at ANA	2-3 L(SO)	12-15-1-2	27
31 Dec. 13	vs. CBJ	3-2 W(OT)	13-15-1-2	29
32 Dec. 16	vs. TOR	5-2 W	14-15-1-2	31
33 Dec. 18	vs. MIN	1-3 L	14-16-1-2	31
34 Dec. 20	at MIN	1-4 L	14-17-1-2	31
35 Dec. 21	at CBJ	1-3 L	14-18-1-2	31
36 Dec. 23	at DAL	3-2 W(SO)	15-18-1-2	33
37 Dec. 27	vs. BUF	5-2 W	16-18-1-2	35
38 Dec. 31	at COL	2-1 W	17-18-1-2	37
39 Jan. 1	at EDM	3-2 W	18-18-1-2	39
40 Jan. 3	vs. NYI	2-5 L	18-19-1-2	39
41 Jan. 5	at VAN	1-3 L	18-20-1-2	39
42 Jan. 7	vs. DET	4-5 L(SO)	18-20-1-3	40
43 Jan. 11	at CAR	5-6 L(SO)	18-21-1-3	41
44 Jan. 14	at OTT	3-2 W	19-20-1-3	43
45 Jan. 15	at TOR	2-1 W(SO)	20-20-1-3	45
46 Jan. 17	at MTL	4-5 L(OT)	20-20-2-4	46
47 Jan. 19	vs. MIN	0-6 L	20-21-2-4	46
48 Jan. 21	vs. DAL	7-4 W	21-21-2-4	48
49 Jan. 22	at VAN	4-3 W(SO)	22-21-2-4	50
50 Jan. 24	vs. NSH	3-1 W	23-21-2-4	52
51 Jan. 26	vs. STL	4-1 W	24-21-2-4	54
52 Feb. 1	at NSH	3-2 W(SO)	25-21-2-4	56
53 Feb. 3	at ATL	4-2 W	26-21-2-4	58
54 Feb. 5	vs. LAK	3-4 L(SO)	26-21-2-5	59
55 Feb. 7	vs. CHI	3-1 W	27-21-2-5	61
56 Feb. 9	vs. OTT	5-2 W	28-21-2-5	63
57 Feb. 11	vs. ANA	4-5 L(OT)	28-21-3-5	64
58 Feb. 12	at VAN	2-4 L	28-22-3-5	64
59 Feb. 14	at COL	9-1 W	29-22-3-5	66
60 Feb. 16	vs. DAL	4-2 W	30-22-3-5	68
61 Feb. 20	vs. MTL	4-0 W	31-22-3-5	70
62 Feb. 22	vs. BOS	1-3 L	31-23-3-5	70
63 Feb. 25	vs. SJS	3-4 L(SO)	31-23-3-6	71
64 Feb. 27	vs. STL	1-0 W	32-23-3-6	73
65 Mar. 1	at STL	6-0 W	33-23-3-6	75
66 Mar. 2	at CHI	4-6 L	33-24-3-6	75
67 Mar. 4	vs. CBJ	4-3 W	34-24-3-6	77
68 Mar. 6	vs. NSH	3-2 W	35-24-3-6	79
69 Mar. 9	at DAL	4-3 W(SO)	36-24-3-6	81
70 Mar. 10	at PHX	0-3 L	36-25-3-6	81
71 Mar. 12	vs. VAN	3-4 L	36-26-3-6	81
72 Mar. 15	vs. PHX	3-4 L	36-27-3-6	81
73 Mar. 17	vs. COL	5-2 W	37-27-3-6	83
74 Mar. 20	at ANA	4-5 L(OT)	37-27-4-6	84
75 Mar. 21	at LAK	1-2 L(SO)	37-27-4-7	85
76 Mar. 23	at SJS	3-6 L	37-28-4-7	85
77 Mar. 26	at EDM	5-4 W(SO)	38-28-4-7	87
78 Mar. 30	vs. ANA	2-4 L	38-29-4-7	87
79 Apr. 1	at STL	3-2 W	39-29-4-7	89
80 Apr. 3	at COL	2-1 W	40-29-4-7	91
81 Apr. 6	vs. EDM	6-1 W	41-29-4-7	93
82 Apr. 9	vs. VAN	2-3 L(OT)	41-29-5-7	94

2009-10

DATE	OPP.	RESULT	RECORD	PTS
1 Oct. 1	vs. VAN	5-3 W	1-0-0-0	2
2 Oct. 3	at EDM	4-3 W	2-0-0-0	4
3 Oct. 6	vs. MTL	4-3 W	3-0-0-0	6
4 Oct. 8	at EDM	4-3 W(SO)	4-0-0-0	8
5 Oct. 9	vs. DAL	2-5 L	4-1-0-0	8
6 Oct. 12	at CHI	5-6 L(OT)	4-1-1-0	9
7 Oct. 13	at CBJ	1-2 L	4-2-1-0	9
8 Oct. 16	vs. VAN	5-3 W	5-2-1-0	11
9 Oct. 20	vs. CBJ	6-3 W	6-2-1-0	13
10 Oct. 24	vs. EDM	5-2 W	7-2-1-0	15
11 Oct. 28	vs. COL	2-3 L	7-3-1-0	15
12 Oct. 31	vs. DET	1-3 L	7-4-1-0	15
13 Nov. 4	at DAL	3-2 W(OT)	8-4-1-0	17
14 Nov. 5	at STL	2-1 W(OT)	9-4-1-0	19
15 Nov. 7	vs. NYR	3-1 W	10-4-1-0	21
16 Nov. 10	at MTL	1-0 W	11-4-1-0	23
17 Nov. 13	at BUF	1-2 L(SO)	11-4-1-1	24
18 Nov. 14	at TOR	5-2 W	12-4-1-1	26
19 Nov. 17	vs. COL	2-3 L	12-5-1-1	26
20 Nov. 19	vs. CHI	1-7 L	12-6-1-1	26
21 Nov. 21	at LAK	5-2 W	13-6-1-1	28
22 Nov. 23	at ANA	2-3 L(SO)	13-6-1-2	28
23 Nov. 25	vs. PHX	2-1 W	14-6-1-2	31
24 Nov. 27	at DET	3-0 W	15-6-1-2	33
25 Nov. 28	at CBJ	4-3 W(SO)	16-6-1-2	35
26 Nov. 30	at NSH	5-0 W	17-6-1-2	37
27 Dec. 3	at PHX	1-2 L	17-7-1-2	37
28 Dec. 5	at SJS	2-1 W	18-7-1-2	39
29 Dec. 7	at LAK	1-2 L	18-8-1-2	39
30 Dec. 9	vs. ATL	3-1 W	19-8-1-2	41
31 Dec. 11	vs. MIN	1-2 L(OT)	19-8-2-2	42
32 Dec. 13	at COL	2-3 L	19-9-2-2	42
33 Dec. 15	at STL	3-4 L	19-10-2-2	42
34 Dec. 17	vs. LAK	2-1 W	20-10-2-2	44
35 Dec. 19	vs. NSH	3-5 L	20-11-2-2	44
36 Dec. 23	vs. STL	1-2 L(SO)	20-11-3-2	45
37 Dec. 27	vs. VAN	1-5 L	20-12-3-2	45
38 Dec. 28	at EDM	4-1 W	21-12-3-2	47
39 Dec. 30	vs. LAK	2-1 W	22-12-3-2	49
40 Dec. 31	vs. TOR	2-1 W	23-12-3-2	51
41 Jan. 2	at EDM	3-1 W	24-12-3-2	53
42 Jan. 5	at NSH	3-1 W	25-12-3-2	55
43 Jan. 6	at MIN	1-4 L	25-13-3-2	55
44 Jan. 8	vs. CBJ	2-3L	25-14-3-2	55
45 Jan. 9	at VAN	3-2 W(SO)	26-14-3-2	57
46 Jan. 11	vs. COL	2-3 L(SO)	26-14-3-2	58
47 Jan. 13	vs. PIT	1-3 L	26-15-2-2	58
48 Jan. 15	vs. NSH	0-1 L	26-16-2-2	58
49 Jan. 17	at ANA	4-5 L	26-17-2-2	58
50 Jan. 18	at SJS	1-9 L	26-18-2-2	58
51 Jan. 21	vs. CHI	1-3 L	26-19-2-2	58
52 Jan. 25	vs. STL	0-2 L	26-20-2-2	58
53 Jan. 27	at DAL	3-4 L(SO)	26-20-2-5	59
54 Jan. 28	at PHX	2-3 L(SO)	26-20-2-6	60
55 Jan. 30	vs. EDM	6-1 W	27-20-2-6	62
56 Feb. 1	vs. PHI	0-3 L	27-21-2-6	62
57 Feb. 3	vs. CAR	4-1 W	28-21-2-6	64
58 Feb. 5	at FLA	2-1 W	29-21-2-6	66
59 Feb. 6	at TBL	1-2 L(OT)	29-21-3-6	67
60 Feb. 9	at OTT	2-3 L	29-22-3-6	67
61 Feb. 11	vs. DAL	1-3 L	29-23-3-6	67
62 Feb. 13	vs. ANA	3-1 W	30-23-3-6	69
63 Mar. 3	vs. MIN	0-4 L	30-24-3-6	69
64 Mar. 5	vs. NJD	5-3 W	31-24-3-6	71
65 Mar. 7	at MIN	5-2 W	32-24-3-6	73
66 Mar. 9	at DET	4-2 W	33-24-3-6	75
67 Mar. 11	vs. OTT	2-0 W	34-24-3-6	77
68 Mar. 14	at VAN	1-3 L	34-25-3-6	77
69 Mar. 15	vs. DET	1-2 L	34-26-3-6	77
70 Mar. 17	at COL	3-2 W	35-26-3-6	79
71 Mar. 19	vs. SJS	4-3 W	36-26-3-6	81
72 Mar. 21	at MIN	3-4 L	36-27-3-6	81
73 Mar. 23	vs. ANA	3-1 W	37-27-3-6	83
74 Mar. 25	at NYI	2-3 L	37-28-3-6	83
75 Mar. 27	at BOS	0-5 L	37-29-3-6	83
76 Mar. 28	at WSH	5-3 W	38-29-3-6	85
77 Mar. 31	vs. PHX	2-1 W	39-29-3-6	87
78 Apr. 2	at COL	2-1 W	40-29-3-6	89
79 Apr. 4	at CHI	1-4 L	40-30-3-6	89
80 Apr. 6	vs. SJS	1-2 L	40-31-3-6	89
81 Apr. 8	vs. MIN	1-2 L(SO)	40-31-3-7	90
82 Apr. 10	at VAN	3-7 L	40-32-3-7	90

2008-09

DATE	OPP.	RESULT	RECORD	PTS
1 Oct. 9	at VAN	0-6 L	0-1-0-0	0
2 Oct. 11	vs. VAN	4-5 L(OT)	0-1-1-0	1
3 Oct. 14	vs. COL	5-4 W	1-1-1-0	3
4 Oct. 17	vs. EDM	3-4 L	1-2-1-0	3
5 Oct. 18	at EDM	2-3 L	1-3-1-0	3
6 Oct. 21	vs. WSH	2-1 W	2-3-1-0	5
7 Oct. 23	at NSH	5-3 W	3-3-1-0	7
8 Oct. 25	at PHX	4-1 W	4-3-1-0	9
9 Oct. 28	vs. COL	3-0 W	5-3-1-0	11
10 Oct. 31	vs. BOS	3-2 W	6-3-1-0	13
11 Nov. 1	at LAK	3-2 W	7-3-1-0	15
12 Nov. 2	at ANA	2-3 L	7-4-1-0	15
13 Nov. 4	vs. PHX	2-4 L	7-5-1-0	15
14 Nov. 6	vs. NSH	7-6 W	8-5-1-0	17
15 Nov. 8	at CBJ	1-3 L	8-6-1-0	17
16 Nov. 9	at CHI	1-6 L	8-7-1-0	17
17 Nov. 11	vs. TOR	4-3 W	9-7-1-0	19
18 Nov. 13	at SJS	1-6 L	9-8-1-0	19
19 Nov. 18	vs. COL	4-1 W	10-8-1-0	21
20 Nov. 20	at COL	1-0 W	11-8-1-0	23
21 Nov. 22	vs. DET	2-5 L	11-9-1-0	23
22 Nov. 25	vs. LAK	6-2 W	12-9-1-0	25
23 Nov. 27	at VAN	4-3 W	13-9-1-0	27
24 Nov. 29	vs. VAN	3-1 W	14-9-1-0	29
25 Dec. 2	vs. DAL	1-3 L	14-10-1-0	29
26 Dec. 5	at STL	4-3 W(OT)	15-10-1-0	31
27 Dec. 7	at NYR	3-0 W	16-10-1-0	33
28 Dec. 9	at MTL	1-4 L	16-11-1-0	33
29 Dec. 10	at DET	3-4 L(OT)	16-11-2-0	34
30 Dec. 12	vs. FLA	2-3 L(SO)	16-11-2-1	35
31 Dec. 16	at FLA	6-3 W	17-11-2-1	37
32 Dec. 17	at MIN	3-2 W(OT)	18-11-2-1	39
33 Dec. 19	vs. CHI	2-3 L(OT)	18-11-3-1	40
34 Dec. 23	vs. ANA	4-3 W	19-11-3-1	42
35 Dec. 27	vs. OTT	6-3 W	20-11-3-1	44
36 Dec. 29	vs. MIN	2-1 W	21-11-3-1	46
37 Dec. 31	vs. EDM	6-4 W	22-11-3-1	48
38 Jan. 3	at NSH	3-2 W	23-11-3-1	50
39 Jan. 4	at CHI	2-5 L	23-12-3-1	50
40 Jan. 6	vs. SJS	5-2 W	24-12-3-1	52
41 Jan. 8	vs. NYI	5-2 W	25-12-3-1	54
42 Jan. 13	vs. STL	3-1 W	26-12-3-1	56
43 Jan. 15	at SJS	3-2 W	27-12-3-1	58
44 Jan. 17	vs. PHX	3-4 L	27-13-3-1	58
45 Jan. 18	at COL	2-6 L	27-14-3-1	58
46 Jan. 21	vs. CBJ	5-4 W(SO)	28-14-3-1	60
47 Jan. 28	vs. BUF	5-2 W	29-14-3-1	62
48 Jan. 30	vs. NSH	3-1 W	30-14-3-1	64
49 Feb. 2	at COL	3-4 L	30-15-3-1	64
50 Feb. 3	at DAL	1-3 L	30-16-3-1	64
51 Feb. 5	vs. CHI	2-5 L	30-17-3-1	64
52 Feb. 7	vs. ANA	1-2 L	30-18-3-1	64
53 Feb. 9	vs. MTL	2-6 W	31-18-3-1	66
54 Feb. 11	at ANA	2-3 L(OT)	31-18-4-1	67
55 Feb. 12	at LAK	2-0 W	32-18-4-1	69
56 Feb. 14	at PHX	7-5 W	33-18-4-1	71
57 Feb. 17	vs. VAN	3-4 L(SO)	33-18-4-2	72
58 Feb. 19	at MIN	3-2 W(OT)	34-18-4-2	74
59 Feb. 21	at EDM	3-2 W(SO)	35-18-4-2	76
60 Feb. 24	vs. CBJ	4-1 W	36-18-4-2	78
61 Feb. 27	vs. MIN	4-1 W	37-18-4-2	80
62 Mar. 1	vs. TBL	6-8 L	37-19-4-2	80
63 Mar. 3	at OTT	6-3 W	38-19-4-2	82
64 Mar. 5	at PHI	5-1 W	39-19-4-2	84
65 Mar. 7	at CAR	1-6 L	39-20-4-2	84
66 Mar. 8	at ATL	2-5 L	39-21-4-2	84
67 Mar. 10	at NJD	2-3 L	39-22-4-2	84
68 Mar. 12	at DET	6-5 W(SO)	40-22-4-2	86
69 Mar. 14	at TOR	6-8 L	40-23-4-2	86
70 Mar. 18	vs. DAL	2-1 W	41-23-4-2	88
71 Mar. 20	vs. STL	2-3 L	41-24-4-2	88
72 Mar. 23	vs. DET	5-3 W	42-24-4-2	90
73 Mar. 25	at PIT	0-2 L	42-25-4-2	90
74 Mar. 26	at CBJ	0-5 L	42-26-4-2	90
75 Mar. 28	vs. MIN	3-2 W	43-26-4-2	92
76 Mar. 30	vs. SJS	1-2 L	43-27-4-2	92
77 Apr. 2	at DAL	2-1 W	44-27-4-2	94
78 Apr. 3	at MIN	0-4 L	44-28-4-2	94
79 Apr. 6	vs. LAK	4-1 W	45-28-4-2	96
80 Apr. 7	at VAN	1-4 L	45-29-4-2	96
81 Apr. 8	at EDM	1-5 L	45-30-4-2	96
82 Apr. 11	vs. EDM	4-1 W	46-30-4-2	98

2007-08

DATE	OPP.	RESULT	RECORD	PTS
1 Oct. 4	vs. PHI	2-3 L	0-1-0-0	0
2 Oct. 6	vs. VAN	3-4 L(OT)	0-1-1-0	1
3 Oct. 10	at DET	2-4 L	0-2-1-0	1
4 Oct. 12	at DAL	3-2 W(OT)	1-2-1-0	3
5 Oct. 13	at NSH	7-4 W	2-2-1-0	5
6 Oct. 16	at COL	4-5 L(SO)	2-2-1-1	6
7 Oct. 18	vs. LAK	4-3 W	3-2-1-1	8
8 Oct. 20	vs. EDM	4-1 W	4-2-1-1	10
9 Oct. 22	vs. SJS	1-4 L	4-3-1-1	10
10 Oct. 24	vs. MIN	5-3 W	5-3-1-1	12
11 Oct. 26	vs. COL	2-3 L(OT)	5-3-2-1	13
12 Oct. 30	vs. NSH	5-1 W	6-3-2-1	15
13 Nov. 1	vs. DET	1-4 L	6-4-2-1	15
14 Nov. 3	at MIN	1-4 L	6-5-2-1	15
15 Nov. 5	at COL	1-4 L	6-6-2-1	15
16 Nov. 8	vs. VAN	2-3 L	6-7-2-1	15
17 Nov. 10	vs. EDM	2-4 L	6-8-2-1	15
18 Nov. 13	vs. MIN	3-2 W	7-8-2-1	17
19 Nov. 17	at EDM	3-1 W	8-8-2-1	19
20 Nov. 18	at VAN	1-4 L	8-9-2-1	19
21 Nov. 20	vs. COL	4-1 W	9-9-2-1	21
22 Nov. 22	vs. CHI	1-2 L	9-10-2-1	21
23 Nov. 24	at COL	5-2 W	10-10-2-1	23
24 Nov. 25	at STL	0-3 L	10-11-2-1	23
25 Nov. 27	at DET	3-5 L	10-12-2-1	23
26 Nov. 29	vs. ANA	1-4 L	10-13-2-1	23
27 Dec. 1	vs. CBJ	3-4 L(OT)	10-13-3-1	24
28 Dec. 4	vs. STL	3-1 W	11-13-3-1	26
29 Dec. 6	vs. PIT	2-3 L(SO)	11-13-3-2	27
30 Dec. 9	at CHI	3-2 W	12-13-3-2	29
31 Dec. 11	at FLA	2-1 W(SO)	13-13-3-2	31
32 Dec. 13	at TBL	9-6 W	14-13-3-2	33
33 Dec. 14	at CAR	4-3 W	15-13-3-2	35
34 Dec. 16	at STL	5-3 W	16-13-3-2	37
35 Dec. 18	at CBJ	3-1 W	17-13-3-2	39
36 Dec. 21	vs. DAL	2-3 L(OT)	17-13-4-2	41
37 Dec. 23	vs. NJD	0-1 L(OT)	17-13-5-2	41
38 Dec. 27	at VAN	3-5 L	17-14-5-2	41
39 Dec. 29	vs. ANA	5-3 W	18-14-5-2	43
40 Dec. 31	vs. VAN	2-1 W	19-14-5-2	45
41 Jan. 2	vs. NYR	4-3 W	20-14-5-2	47
42 Jan. 3	at SJS	3-2 W(OT)	21-14-5-2	49
43 Jan. 5	at LAK	6-4 W	22-14-5-2	51
44 Jan. 8	vs. PHX	1-3 L	22-15-5-2	51
45 Jan. 11	vs. NYI	4-5 L(SO)	22-16-5-2	52
46 Jan. 13	at EDM	1-2 L	22-16-5-3	52
47 Jan. 15	at NSH	0-3 L	22-17-5-3	52
48 Jan. 16	vs. LAK	3-2 W	23-17-5-3	54
49 Jan. 18	at MIN	6-1 W	24-17-5-3	56
50 Jan. 22	vs. MIN	2-1 W	25-17-5-3	58
51 Jan. 30	vs. SJS	5-4 W	26-17-5-3	60
52 Feb. 4	vs. DAL	1-2 L	26-18-5-3	60
53 Feb. 2	at EDM	0-5 L	26-19-5-3	60
54 Feb. 5	vs. PHX	4-3 W(SO)	27-19-5-3	62
55 Feb. 7	vs. CHI	1-3 L	27-20-5-3	62
56 Feb. 9	vs. EDM	4-1 W	28-20-5-3	64
57 Feb. 12				

2006-07

DATE	OPP.	RESULT	RECORD	PTS
1 Oct. 5	at EDM	1-3 L	0-1-0-0	0
2 Oct. 7	vs. EDM	2-1 W	1-1-0-0	2
3 Oct. 9	vs. SJS	1-4 L	1-2-0-0	2
4 Oct. 12	at OTT	1-0 W	2-2-0-0	4
5 Oct. 14	at TOR	4-5 (LOT)	2-2-1-0	5
6 Oct. 17	at MTL	4-5 L	2-3-1-0	5
7 Oct. 19	at BOS	2-3 L	2-4-1-0	5
8 Oct. 24	vs. PHX	6-1 W	3-4-1-0	7
9 Oct. 28	vs. NSH	2-3 L	3-5-1-0	7
10 Oct. 30	vs. WSH	2-4 L	3-6-1-0	7
11 Nov. 1	at DET	2-3 L	3-7-1-0	7
12 Nov. 3	at CBJ	4-5 (LSO)	3-7-1-1	8
13 Nov. 4	at STL	3-2 W	4-1-1-1	10
14 Nov. 7	vs. DAL	3-1 W	5-1-1-1	12
15 Nov. 10	vs. ANA	3-0 W	6-1-1-1	14
16 Nov. 11	at VAN	3-2 W	7-1-1-1	16
17 Nov. 14	vs. STL	3-0 W	8-1-1-1	18
18 Nov. 17	vs. DET	4-1 W	9-1-1-1	20
19 Nov. 21	at EDM	1-2 L	9-8-1-1	20
20 Nov. 22	vs. CHI	4-1 W	10-8-1-1	22
21 Nov. 25	at LAK	1-3 L	10-9-1-1	22
22 Nov. 26	at ANA	3-5 L	10-10-1-1	22
23 Nov. 28	vs. COL	5-2 W	11-10-1-1	24
24 Dec. 1	vs. CBJ	2-1 W	12-10-1-1	26
25 Dec. 5	vs. CAR	3-0 W	13-10-1-1	28
26 Dec. 7	at MIN	2-3 (LSO)	13-10-1-2	28
27 Dec. 9	vs. VAN	5-3 W	14-10-1-2	31
28 Dec. 12	vs. MIN	5-2 W	15-10-1-2	33
29 Dec. 14	at VAN	1-3 L	15-11-1-2	33
30 Dec. 16	at PHX	6-3 W	16-11-1-2	35
31 Dec. 18	at ANA	1-4 L	16-12-1-2	35
32 Dec. 19	at LAK	5-3 W	17-12-1-2	37
33 Dec. 23	at SJS	1-4 L	17-13-1-2	37
34 Dec. 26	vs. VAN	1-3 L	17-14-1-2	37
35 Dec. 27	at VAN	5-6 (LOT)	17-14-2-2	38
36 Dec. 29	vs. LAK	6-4 W	18-14-2-2	40
37 Dec. 31	vs. EDM	4-2 W	19-14-2-2	42
38 Jan. 2	vs. VAN	2-3 L	19-15-2-2	42
39 Jan. 4	vs. FLA	5-4 W(OT)	20-15-2-2	44
40 Jan. 6	vs. DAL	4-2 W	21-15-2-2	46
41 Jan. 9	vs. MIN	3-0 W	22-15-2-2	48
42 Jan. 11	at COL	7-3 W	23-15-2-2	50
43 Jan. 13	vs. EDM	3-1 W	24-15-2-2	52
44 Jan. 15	at NSH	3-5 L	24-16-2-2	52
45 Jan. 17	at DAL	2-4 L	24-17-2-2	52
46 Jan. 19	vs. ANA	3-2 W	25-17-2-2	54
47 Jan. 20	at EDM	4-0 W	26-17-2-2	56
48 Jan. 26	at MIN	1-2 (LSO)	26-17-3-2	58
49 Jan. 28	at CHI	3-4 (LOT)	26-17-3-3	58
50 Jan. 30	vs. LAK	4-1 W	27-17-3-3	60
51 Feb. 2	vs. CBJ	6-2 W	28-17-3-3	62
52 Feb. 3	vs. VAN	4-3 W	29-17-3-3	64
53 Feb. 6	vs. CHI	2-3 (LSO)	29-17-3-4	65
54 Feb. 8	at CBJ	1-2 L	29-18-3-4	65
55 Feb. 10	at BUF	2-3 (LSO)	29-18-3-5	66
56 Feb. 11	at DET	4-7 L	29-19-3-5	66
57 Feb. 13	vs. ATL	4-1 W	30-19-3-5	68
58 Feb. 15	vs. COL	5-7 L	30-20-3-5	68
59 Feb. 17	vs. COL	5-2 W	31-20-3-5	70
60 Feb. 20	at COL	3-4 L	31-21-3-5	70
61 Feb. 22	at PHX	2-3 (LOT)	31-21-4-5	71
62 Feb. 24	vs. SJS	7-4 W	32-21-4-5	73
63 Feb. 26	vs. PHX	5-2 W	33-21-4-5	75
64 Feb. 28	vs. MIN	2-1 W(SO)	34-21-4-5	77
65 Mar. 3	at EDM	4-2 W	35-21-4-5	79
66 Mar. 6	at STL	4-2 W	36-21-4-5	81
67 Mar. 8	at NSH	3-6 L	36-22-4-5	81
68 Mar. 10	vs. TBL	2-3 (LOT)	36-22-5-5	82
69 Mar. 12	vs. STL	5-4 W(SO)	37-22-5-5	84
70 Mar. 14	at COL	2-3 L	37-23-5-5	84
71 Mar. 15	at DAL	2-4 L	37-24-5-5	84
72 Mar. 17	vs. MIN	2-4 L	37-25-5-5	84
73 Mar. 20	vs. DET	2-1 W	38-25-5-5	86
74 Mar. 22	vs. NSH	3-2 W	39-25-5-5	88
75 Mar. 25	at CHI	3-2 W	40-25-5-5	90
76 Mar. 27	at MIN	1-0 W(SO)	41-25-5-5	92
77 Mar. 29	at MIN	4-2 W	42-25-5-5	94
78 Mar. 31	at VAN	3-2 W	43-25-5-5	96
79 Apr. 3	vs. COL	3-4 L	43-26-5-5	96
80 Apr. 5	at SJS	3-4 L	43-27-5-5	96
81 Apr. 7	vs. EDM	2-3 L	43-28-5-5	96
82 Apr. 8	at COL	3-6 L	43-29-5-5	96

2005-06

DATE	OPP.	RESULT	RECORD	PTS
1 Oct. 5	at MIN	3-6 L	0-1-0-0	0
2 Oct. 7	at CBJ	3-1 W	1-1-0-0	2
3 Oct. 9	at DET	3-6 L	1-2-0-0	2
4 Oct. 10	at COL	3-7 L	1-3-0-0	2
5 Oct. 13	vs. DAL	2-3 (OT)	1-3-1-0	3
6 Oct. 15	vs. EDM	3-0 W	2-3-1-0	5
7 Oct. 17	vs. PHX	0-2 L	2-4-1-0	5
8 Oct. 20	vs. EDM	3-1 W	3-4-1-0	7
9 Oct. 22	at DAL	1-2 L	3-5-1-0	7
10 Oct. 23	at LAK	3-2 W	4-5-1-0	9
11 Oct. 26	at ANA	1-4 L	4-6-1-0	9
12 Oct. 27	at PHX	2-3 L	4-7-1-0	9
13 Oct. 29	at SJS	2-3 (LSO)	4-7-1-1	10
14 Nov. 1	vs. MIN	3-0 W	5-7-1-1	12
15 Nov. 3	vs. CBJ	2-1 W	6-7-1-1	14
16 Nov. 5	vs. VAN	1-0 W	7-7-1-1	16
17 Nov. 7	vs. VAN	4-3 W	8-7-1-1	18
18 Nov. 10	at PHX	4-3 W	9-7-1-1	20
19 Nov. 12	vs. COL	5-3 W	10-7-1-1	22
20 Nov. 14	vs. MIN	3-2 W	11-7-1-1	24
21 Nov. 16	vs. DET	3-1 W	12-7-1-1	26
22 Nov. 18	vs. CHI	2-5 L	12-8-1-1	26
23 Nov. 21	at COL	3-2 W(SO)	13-8-1-1	28
24 Nov. 23	vs. SJS	3-2 W	14-8-1-1	30
25 Nov. 25	vs. EDM	1-2 (LSO)	14-8-1-2	31
26 Nov. 29	at NSH	0-2 L	14-9-1-2	31
27 Dec. 1	at DET	3-2 W	15-9-1-2	33
28 Dec. 3	at PIT	3-2 W	16-9-1-2	35
29 Dec. 6	at PHI	0-1 (LSO)	16-9-1-3	36
30 Dec. 7	at NJD	4-1 W	17-9-1-3	38
31 Dec. 10	vs. OTT	2-1 W(OT)	18-9-1-3	40
32 Dec. 17	vs. BOS	3-0 W	19-9-1-3	42
33 Dec. 19	at EDM	4-5 L	19-10-1-3	42
34 Dec. 21	vs. LAK	2-5 L	19-11-1-3	42
35 Dec. 23	at VAN	6-5 W(SO)	20-11-1-3	44
36 Dec. 26	at VAN	2-1 W	21-11-1-3	46
37 Dec. 27	vs. NSH	3-4 L	21-12-1-3	46
38 Dec. 29	vs. MIN	4-2 W	22-12-1-3	48
39 Dec. 31	vs. EDM	6-5 W	23-12-1-3	50
40 Jan. 2	vs. CHI	3-2 W	24-12-1-3	52
41 Jan. 6	vs. TOR	1-0 W	25-12-1-3	54
42 Jan. 7	at VAN	3-4 (LOT)	25-12-2-3	55
43 Jan. 10	at NYR	2-4 L	25-13-2-3	55
44 Jan. 12	at NYI	2-3 L	25-14-2-3	55
45 Jan. 14	at MIN	4-1 W	26-14-2-3	57
46 Jan. 19	vs. MTL	3-2 W	27-14-2-3	59
47 Jan. 21	vs. BUF	4-1 W	28-14-2-3	61
48 Jan. 23	at EDM	3-1 W	29-14-2-3	63
49 Jan. 24	at COL	4-7 L	29-15-2-3	63
50 Jan. 26	at CHI	0-2 L	29-16-2-3	63
51 Jan. 29	at CHI	5-3 W	30-16-2-3	65
52 Jan. 30	at STL	2-3 (LSO)	30-16-2-4	66
53 Feb. 1	vs. CBJ	1-2 (LSO)	30-16-2-5	67
54 Feb. 3	vs. VAN	1-3 L	30-17-2-5	67
55 Feb. 6	at SJS	4-3 W	31-17-2-5	69
56 Feb. 8	vs. ANA	3-1 W	32-17-2-5	71
57 Feb. 8	vs. STL	3-2 W(OT)	33-17-2-5	73
58 Feb. 28	vs. VAN	1-2 L	33-18-2-5	73
59 Mar. 2	vs. STL	3-1 W	34-18-2-5	75
60 Mar. 4	vs. SJS	2-0 W	35-18-2-5	77
61 Mar. 7	vs. NSH	6-3 L	35-19-2-5	77
62 Mar. 9	vs. DAL	1-0 W	36-19-2-5	79
63 Mar. 12	at COL	0-3 L	36-20-2-5	79
64 Mar. 13	vs. COL	4-3 W	37-20-2-5	81
65 Mar. 16	at EDM	2-3 (LOT)	37-20-3-5	82
66 Mar. 18	at NSH	4-9 L	37-21-3-5	82
67 Mar. 19	at MIN	3-2 W	38-21-3-5	84
68 Mar. 21	at MIN	1-3 L	38-22-3-5	84
69 Mar. 23	at STL	7-2 W	39-22-3-5	86
70 Mar. 24	at CBJ	2-3 L	39-23-3-5	86
71 Mar. 26	at DAL	2-3 L	39-24-3-5	86
72 Mar. 29	vs. LAK	2-1 W	40-24-3-5	88
73 Mar. 31	vs. COL	3-2 W	41-24-3-5	90
74 Apr. 1	at EDM	4-1 W	42-24-3-5	92
75 Apr. 3	vs. DET	1-2 (LSO)	42-24-3-6	93
76 Apr. 5	vs. PHX	5-2 W	43-24-3-6	95
77 Apr. 7	vs. MIN	2-1 W	44-24-3-6	97
78 Apr. 8	at VAN	2-3 (LOT)	44-24-4-6	98
79 Apr. 11	vs. ANA	3-0 W	45-24-4-6	100
80 Apr. 13	vs. COL	2-0 W	46-24-4-6	102
81 Apr. 15	at LAK	1-2 (LSO)	46-24-4-7	103
82 Apr. 17	at ANA	3-4 L	46-25-4-7	103

2003-04

DATE	OPP.	RESULT	RECORD	PTS
1 Oct. 9	at VAN	1-4 L	0-1-0-0	0
2 Oct. 11	vs. SJS	3-2 W	1-1-0-0	2
3 Oct. 14	vs. EDM	1-0 W	2-1-0-0	4
4 Oct. 18	vs. BUF	0-2 L	2-2-0-0	4
5 Oct. 21	at MIN	3-2 W	3-2-0-0	6
6 Oct. 24	vs. STL	1-2 L	3-3-0-0	6
7 Oct. 25	at EDM	4-2 W	4-3-0-0	8
8 Oct. 28	at COL	2-4 L	4-4-0-0	8
9 Oct. 29	at DAL	3-4 L(OT)	4-4-1-0	9
10 Nov. 1	vs. CBJ	3-0 W	5-4-0-1	11
11 Nov. 4	vs. DET	0-3 L	5-5-0-1	11
12 Nov. 7	vs. MIN	0-3 L	5-6-0-1	11
13 Nov. 9	at CBJ	3-4 L	5-7-0-1	11
14 Nov. 12	at CHI	6-2 W	6-7-0-1	13
15 Nov. 13	at NSH	1-4 L	6-8-0-1	13
16 Nov. 15	at EDM	1-2 (LOT)	6-8-0-2	14
17 Nov. 18	vs. TOR	3-2 W(OT)	7-8-0-2	16
18 Nov. 20	vs. MTL	2-1 W	8-8-0-2	18
19 Nov. 22	vs. CHI	2-1 W	9-8-0-2	20
20 Nov. 27	vs. COL	5-6 L(OT)	9-8-0-3	21
21 Nov. 29	vs. VAN	4-4 T	9-8-1-3	22
22 Dec. 2	vs. SJS	3-1 W	10-8-1-3	24
23 Dec. 4	at VAN	4-1 W	11-8-1-3	26
24 Dec. 5	vs. MIN	2-1 W	12-8-1-3	28
25 Dec. 7	vs. PIT	6-1 W	13-8-1-3	30
26 Dec. 9	at MIN	1-2 L	13-9-1-3	30
27 Dec. 11	vs. CAR	1-0 W	14-9-1-3	32
28 Dec. 13	vs. COL	1-1 T	14-9-2-3	33
29 Dec. 16	at PHI	3-2 W(OT)	15-9-2-3	35
30 Dec. 18	at BOS	5-0 W	16-9-2-3	37
31 Dec. 19	at CBJ	2-1 W	17-9-2-3	39
32 Dec. 23	vs. EDM	2-1 W	18-9-2-3	41
33 Dec. 26	vs. VAN	0-2 L	18-10-2-3	41
34 Dec. 28	at EDM	2-1 W	19-10-2-3	43
35 Dec. 29	vs. MIN	2-2 T	19-10-3-3	44
36 Dec. 31	vs. COL	1-2 L	19-11-3-3	44
37 Jan. 3	vs. VAN	1-3 L	19-12-3-3	44
38 Jan. 5	at NYR	5-0 W	20-12-3-3	46
39 Jan. 6	at NYI	3-2 W	21-12-3-3	48
40 Jan. 8	at CHI	1-3 L	21-13-3-3	48
41 Jan. 10	vs. FLA	4-2 W	22-13-3-3	50
42 Jan. 13	at TOR	1-4 L	22-14-3-3	50
43 Jan. 14	at WSH	3-3 T	22-14-4-3	51
44 Jan. 17	at DAL	2-3 L	22-15-4-3	51
45 Jan. 19	vs. ANA	5-1 W	23-15-4-3	53
46 Jan. 20	at LAK	1-4 L	23-16-4-3	53
47 Jan. 22	vs. NSH	4-0 W	24-16-4-3	55
48 Jan. 24	vs. TBL	2-6 L	24-17-4-3	55
49 Jan. 27	at PHX	2-1 W	25-17-4-3	57
50 Jan. 28	vs. SJS	1-4 L	25-18-4-3	57
51 Jan. 30	vs. CHI	3-5 L	25-19-4-3	57
52 Feb. 1	vs. ANA	6-4 W	26-19-4-3	59
53 Feb. 3	vs. LAK	4-4 T	26-19-5-3	60
54 Feb. 5	vs. STL	1-2 L	26-20-5-3	60
55 Feb. 10	vs. ATL	5-2 W	27-20-5-3	62
56 Feb. 11	at VAN	3-2 W	28-20-5-3	64
57 Feb. 13	vs. ANA	2-1 W	29-20-5-3	66

2002-03

DATE	OPP.	RESULT	RECORD	PTS
1 Oct 10	vs. VAN	0-3 L	1-0-0-0	0
2 Oct 12	vs. PHI	4-5 L	0-2-0-0	0
3 Oct 14	at VAN	3-2 W	1-2-0-0	2
4 Oct 17	vs. BOS	3-3 T	1-2-1-0	3
5 Oct 19	at CHI	5-2 W	2-2-1-0	5
6 Oct 21	at DET	0-4 L	2-3-1-0	5
7 Oct 22	at MIN	3-4 L(OT)	2-3-1-1	6
8 Oct 24	vs. DAL	3-3 T	2-3-2-1	7
9 Oct 26	vs. STL	3-4 L(OT)	2-3-2-2	8
10 Oct 31	vs. BUF	3-0 W	3-3-2-2	10
11 Nov 2	vs. COL	4-4 T	3-3-3-2	11
12 Nov 4	at NYI	4-2 W	4-3-3-2	13
13 Nov 5	at NJD	3-2 W	5-3-3-2	15
14 Nov 7	at NYR	0-1 L(OT)	5-3-3-3	16
15 Nov 8	at FLA	0-3 L	5-4-3-3	16
16 Nov 11	at ATL	1-2 L	5-5-3-3	16
17 Nov 14	vs. NYR	1-2 L	5-6-3-3	16
18 Nov 16	vs. STL	0-1 L	5-7-3-3	16
19 Nov 19	vs. DET	0-5 L	5-8-3-3	16
20 Nov 21	vs. EDM	1-3 L	5-9-3-3	16
21 Nov 23	vs. CHI	3-1 W	6-9-3-3	18
22 Nov 26	at BOS	2-7 L	6-10-3-3	18
23 Nov 27	at WSH	2-4 L	6-11-3-3	18
24 Nov 29	at STL	2-7 L	6-12-3-3	18
25 Dec 1	at DET	2-4 L	6-13-3-3	18
26 Dec 03	at COL	2-1 W	7-13-3-3	20
27 Dec 05	vs. MIN	1-1 T	7-13-4-3	21
28 Dec 09	vs. VAN	2-1 W	8-13-4-3	23
29 Dec 12	at CAR	3-4 L	8-14-4-3	23
30 Dec 14	vs. COL	1-3 L	8-15-4-3	23
31 Dec 15	at VAN	3-3 T	8-15-5-3	24
32 Dec 17	at NSH	3-0 W	9-15-5-3	26
33 Dec 19	at CBJ	3-0 L	9-16-5-3	26
34 Dec 21	at PIT	0-2 L	9-17-5-3	26
35 Dec 23	at MIN	3-2 W	10-17-5-3	28
36 Dec 27	vs. TOR	3-4 L	10-18-5-3	28
37 Dec 29	vs. ANA	4-2 W	11-18-5-3	30
38 Dec 31	vs. MTL	1-1 T	11-18-6-3	31
39 Jan 02	vs. TBL	4-1 W	12-18-6-3	33
40 Jan 04	vs. MIN	3-2 W	13-18-6-3	35
41 Jan 07	at COL	4-2 W	14-18-6-3	37
42 Jan 09	vs. OTT	0-1 L	14-19-6-3	37
43 Jan 11	vs. CBJ	2-7 L	14-20-6-3	37
44 Jan 13	at MTL	2-4 L	14-21-6-3	37
45 Jan 14	at TOR	2-3 L	14-22-6-3	37
46 Jan 16	vs. NSH	2-2 T	15-22-6-3	38
47 Jan 18	vs. LAK	2-1 W(OT)	15-22-7-3	40
48 Jan 20	vs. EDM	4-3 W	16-22-7-3	42
49 Jan 23	vs. PHX	1-7 L	16-23-7-3	42
50 Jan 25	vs. DET	4-1 W	17-23-7-3	44
51 Jan 28	at PHX	3-4 L	17-24-7-3	44
52 Jan 29	at DAL	1-4 L	17-25-7-3	44
53 Feb 04	vs. ANA	2-3 L	17-26-7-3	44
54 Feb 06	vs. CHI	2-2 T	17-26-8-3	45
55 Feb 07	at EDM	4-3 W	18-26-8-3	47
56 Feb 09	at COL	2-4 L	18-27-8-3	47
57 Feb 12	at ANA	3-4 L(OT)	18-28-8-3	48
58 Feb 13	at LAK	2-4 L	18-28-8-4	48
59 Feb 15	vs. VAN	2-2 T	18-29-8-4	49
60 Feb 17	at STL	3-5 L	18-29-9-4	49
61 Feb 19	at DAL	1-1 T	18-29-10-4	50
62 Feb 20	at NSH	1-4 L	18-30-10-4	50
63 Feb 23	at PHX	4-2 W	19-30-10-4	52
64 Feb 24	at SJS	2-5 L	19-31-10-4	52
65 Mar 1	vs. SJS	4-3 W	20-31-10-4	54
66 Mar 05	vs. NJD	5-4 W(OT)	21-31-10-4	56
67 Mar 07	at CHI	2-0 W	22-31-10-4	58
68 Mar 08	at CBJ	2-2 W(OT)	23-31-10-4	60
69 Mar 11	vs. EDM	2-5 L	23-32-10-4	60
70 Mar 13	vs. TOR	4-3 W(OT)	24-32-10-4	62
71 Mar 15	at SJS	2-3 L	24-33-10-4	62
72 Mar 16	at ANA	2-2 T	24-33-11-4	63
73 Mar 18	at LAK	4-1 W	25-33-11-4	65
74 Mar 20	vs. WSH	1-4 L	25-34-11-4	65
75 Mar 22	vs. NSH	1-1 T	25-34-12-4	66
76 Mar 24	vs. PHX	2-0 W	26-34-12-4	68
77 Mar 27	vs. DAL	2-1 W(OT)	27-34-12-4	70
78 Mar 29	vs. CBJ	4-6 L	27-35-12-4	70
79 Mar 31	at MIN	0-3 L	27-36-12-4	70
80 Apr 02	vs. SJS	2-2 T	27-36-13-4	71
81 Apr 04	at LAK	2-1 W(OT)	28-36-13-4	73
82 Apr 05	at EDM	4-1 W	29-36-13-4	75

2001-02

DATE	OPP.	RESULT	RECORD	PTS
1 Oct 3	vs. EDM	1-0 W	1-0-0-0	2
2 Oct 6	vs. CHI	4-0 W	2-0-0-0	4
3 Oct 8	vs. PHX	1-2 L(OT)	2-0-0-1	5
4 Oct 10	at DET	4-2 W	3-0-0-1	7
5 Oct 11	at NSH	0-1 L	3-1-0-1	7
6 Oct 13	at DAL	4-3 W(OT)	4-1-0-1	9
7 Oct 18	vs. FLA	3-1 W	5-1-0-1	11
8 Oct 20	vs. TOR	4-1 W	6-1-0-1	13
9 Oct 22	at STL	3-2 W	7-1-0-1	15
10 Oct 23	at CHI	3-6 L	7-2-0-1	15
11 Oct 25	vs. NSH	4-5 L(OT)	7-2-0-2	16
12 Oct 27	vs. MIN	4-2 W	8-2-0-2	18
13 Nov 1	vs. CBJ	2-1 W	9-2-0-2	20
14 Nov 3	vs. MTL	6-2 W	10-2-0-2	22
15 Nov 7	at ANA	3-3 T	10-2-1-2	23
16 Nov 8	at LAK	3-2 W	11-2-1-2	25
17 Nov 10	vs. COL	2-0 W	12-2-1-2	27
18 Nov 15	vs. CHI	2-2 T	12-2-2-2	28
19 Nov 17	vs. STL	2-0 W	13-2-2-2	30
20 Nov 20	vs. LAK	5-5 T	13-2-3-2	31
21 Nov 22	at OTT	4-4 T	13-2-4-2	32
22 Nov 23	at BUF	2-5 L	13-3-4-2	32
23 Nov 25	at CBJ	3-1 L	13-4-4-2	32
24 Nov 27	at DET	2-4 L	13-5-4-2	32
25 Nov 29	vs. DAL	0-3 L	13-6-4-2	32
26 Dec 01	vs. COL	2-2 T	13-6-5-2	33
27 Dec 03	at LAK	2-0 W	14-6-5-2	35
28 Dec 04	at SJS	2-2 T	14-6-6-2	36
29 Dec 06	vs. SJS	1-3 L	14-7-6-2	36
30 Dec 08	vs. ANA	0-4 L	14-8-6-2	36
31 Dec 10	vs. DET	2-0 W	15-8-6-2	38
32 Dec 12	vs. TBL	1-3 L	15-9-6-2	38
33 Dec 14	at DAL	4-3 W	16-9-6-2	40
34 Dec 15	at STL	0-4 L	16-10-6-2	40
35 Dec 19	at PHX	3-6 L	16-11-6-2	40
36 Dec 21	at COL	2-2 T	16-11-7-2	41
37 Dec 26	at EDM	2-2 T	16-12-7-2	41
38 Dec 27	at VAN	2-4 L	16-13-7-2	41
39 Dec 29	vs. MIN	4-3 W	17-13-7-2	43
40 Dec 31	vs. EDM	2-2 T	17-13-8-2	44
41 Jan 03	vs. BUF	3-1 W	18-13-8-2	46
42 Jan 05	vs. MTL	2-4 L	18-14-8-2	46
43 Jan 08	at NYI	5-2 W	19-14-8-2	48
44 Jan 09	at NJD	1-5 L	19-15-8-2	48
45 Jan 11	at ATL	0-1 L	19-16-8-2	48
46 Jan 15	vs. NYI	1-3 L	19-17-8-2	48
47 Jan 17	vs. PIT	4-4 W	19-18-8-2	48
48 Jan 19	vs. ANA	2-1 W	20-18-8-2	50
49 Jan 22	vs. TOR	1-6 L	20-19-8-2	50
50 Jan 24	vs. COL	0-2 L	20-20-8-2	50
51 Jan 26	vs. VAN	0-2 L	20-21-8-2	50
52 Jan 28	at MIN	3-2 W(OT)	21-21-8-2	52
53 Jan 30	vs. DET	4-3 W	22-21-8-2	54
54 Feb 06	at SJS	0-2 L	22-22-8-2	54
55 Feb 08	vs. VAN	1-4 L	22-23-8-2	54
56 Feb 09	at VAN	4-3 W	23-23-8-2	56
57 Feb 12	at PHX	3-4 L(OT)	23-23-8-3	57
58 Feb 13	at ANA	2-3 L	23-24-8-3	57
59 Feb 26	at COL	2-2 T	23-24-9-3	58
60 Feb 28	vs. STL	3-2 W	24-24-9-3	60
61 Mar 02	vs. NSH	5-2 W	25-24-9-3	62
62 Mar 04	at NYR	5-3 W	26-24-9-3	64
63 Mar 06	at WSH	2-3 L	26-25-9-3	64
64 Mar 07	at PHI	4-2 W	27-25-9-3	66
65 Mar 09	at BOS	2-3 L	27-26-9-3	66
66 Mar 11	at CAR	3-3 T	27-26-10-3	67
67 Mar 13	at FLA	3-3 T	27-26-11-3	68
68 Mar 14	at TBL	2-3 L	27-27-11-3	68
69 Mar 16	at CBJ	1-3 L	27-28-11-3	68
70 Mar 18	at MIN	2-4 L	27-29-11-3	68
71 Mar 21	vs. SJS	1-4 L	27-30-11-3	68
72 Mar 23	at EDM	1-3 L	27-31-11-3	68
73 Mar 25	vs. CBJ	6-1 W	28-31-11-3	70
74 Mar 28	vs. DAL	2-2 T	28-31-12-3	71
75 Mar 30	vs. LAK	5-3 W	29-31-12-3	73
76 Apr 02	vs. ATL	4-2 W	30-31-12-3	75
77 Apr 04	vs. MIN	4-3 W	31-31-12-3	77
78 Apr 06	at NSH	1-3 L	31-32-12-3	77
79 Apr 07	at CHI	2-3 L	31-33-12-3	77
80 Apr 09	vs. PHX	2-4 L	31-34-12-3	77
81 Apr 12	at EDM	2-0 W	32-34-12-3	79
82 Apr 13	vs. VAN	1-4 L	32-35-12-3	79

2000-01

DATE	OPP.	RESULT	RECORD	PTS
1 Oct 5	vs. DET	3-4 L	0-1-0-0	0
2 Oct 10	vs. COL	1-3 L	0-2-0-0	0
3 Oct 12	vs. CBJ	2-3 L	0-3-0-0	0
4 Oct 14	at NYI	2-0 W	1-3-0-0	2
5 Oct 15	at DET	4-2 W	2-3-0-0	4
6 Oct 18	at VAN	1-4 L	2-4-0-0	4
7 Oct 20	vs. BOS	3-2 W	3-4-0-0	6
8 Oct 21	vs. TOR	1-2 L	3-5-0-0	6
9 Oct 24	vs. PHX	2-2 T	3-5-1-0	7
10 Oct 26	at STL	3-4 L	3-6-1-0	7
11 Oct 27	at MIN	1-3 L	3-7-1-0	7
12 Oct 29	vs. ANA	3-6 L	3-8-1-0	7
13 Nov 1	at EDM	2-3 L	3-9-1-0	7
14 Nov 4	vs. PIT	1-1 T	3-9-2-0	8
15 Nov 5	vs. MIN	2-3 L(OT)	3-9-2-1	9
16 Nov 8	at MIN	1-0 W	4-9-2-1	11
17 Nov 10	at FLA	3-3 T	4-9-3-1	12
18 Nov 11	at TBL	4-3 W	5-9-3-1	14
19 Nov 13	at BUF	2-3 L(OT)	5-9-3-2	15
20 Nov 16	vs. CHI	2-5 L	5-10-3-2	15
21 Nov 18	vs. NYR	4-5 L(OT)	5-10-3-3	16
22 Nov 19	at EDM	0-2 L	5-11-3-3	16
23 Nov 22	at MIN	1-1 T	5-11-4-3	17
24 Nov 24	vs. ANA	2-2 T	5-11-5-3	18
25 Nov 25	at COL	2-3 L(OT)	5-11-5-4	19
26 Nov 28	at NSH	1-6 L	5-12-5-4	19
27 Nov 29	at DAL	4-3 W	6-12-5-4	21
28 Dec 2	vs. MTL	1-1 T	6-12-6-4	22
29 Dec 4	vs. SJS	0-8 L	6-13-6-4	22
30 Dec 7	vs. NSH	3-0 W	7-13-6-4	24
31 Dec 9	vs. CAR	7-2 W	8-13-6-4	26
32 Dec 13	at MTL	3-1 W	9-13-6-4	28
33 Dec 14	at OTT	2-4 L	9-14-6-4	28
34 Dec 16	at TOR	6-5 W(OT)	10-14-6-4	30
35 Dec 19	at COL	3-0 W	11-14-6-4	32
36 Dec 20	at PHX	2-4 L	11-15-6-4	32
37 Dec 22	vs. EDM	1-1 T	11-15-7-4	33
38 Dec 29	vs. VAN	5-0 W	12-15-7-4	35
39 Dec 31	vs. MTL	5-4 W(OT)	13-15-7-4	37
40 Jan 3	at SJS	1-0 W	14-15-7-4	39
41 Jan 5	at ANA	4-4 T	14-15-8-4	40
42 Jan 6	at LAK	0-5 L	14-16-8-4	40
43 Jan 11	vs. NSH	2-1 W	15-16-8-4	42
44 Jan 13	vs. OTT	2-5 L	15-17-8-4	42
45 Jan 14	at VAN	1-5 L	15-18-8-4	42
46 Jan 17	at SJS	4-2 W	15-18-9-4	43
47 Jan 21	vs. DET	4-2 T	16-18-9-4	45
48 Jan 23	vs. PHX	2-4 L	16-19-9-4	45
49 Jan 25	at LAK	3-0 W	17-19-9-4	47
50 Jan 27	vs. VAN	3-5 L	17-20-9-4	47
51 Jan 30	vs. EDM	3-5 L	17-21-9-4	47
52 Feb 1	vs. CHI	5-3 W	18-21-9-4	49
53 Feb 6	vs. SJS	1-1 T	18-21-10-4	50
54 Feb 9	at COL	5-3 W	19-21-10-4	52
55 Feb 10	at VAN	4-1 W	20-21-10-4	54
56 Feb 13	vs. WSH	4-4 T	20-21-11-4	55
57 Feb 15	at STL	1-4 L	20-22-11-4	55
58 Feb 18	at PHX	4-1 W	21-22-11-4	57
59 Feb 19	at ANA	2-6 L	21-23-11-4	57
60 Feb 22	vs. LAK	1-2 L	21-2	

1999-00

DATE	OPP.	RESULT	RECORD	PTS
1 Oct 2	at SJS	3-5 L	0-1-0-0	0
2 Oct 6	vs. STL	1-4 L	0-2-0-0	0
3 Oct 8	vs. MTL	1-4 L	0-3-0-0	0
4 Oct 11	vs. CAR	3-3 T	0-3-1-0	1
5 Oct 13	at VAN	4-3 W(OT)	1-3-1-0	3
6 Oct 15	vs. LAK	1-4 L	1-4-1-0	3
7 Oct 16	vs. VAN	4-4 T	1-4-2-0	4
8 Oct 19	at STL	1-7 L	1-5-2-0	4
9 Oct 22	at FLA	3-2 W(OT)	1-5-2-0	6
10 Oct 23	at TBL	1-2 L	2-6-2-0	6
11 Oct 26	at ATL	1-2 L	2-7-2-0	6
12 Oct 28	at OTT	4-3 W(OT)	3-7-2-0	8
13 Oct 30	at TOR	1-2 L	3-8-2-0	8
14 Nov 3	vs. NSH	5-4 W(OT)	4-8-2-0	10
15 Nov 6	vs. FLA	3-6 L	4-9-2-0	10
16 Nov 10	vs. SJS	4-3 W(OT)	5-9-2-0	12
17 Nov 13	vs. COL	2-5 L	5-10-2-0	12
18 Nov 16	at PHX	1-2 L	5-11-2-0	12
19 Nov 17	at ANA	1-2 L	5-12-2-0	12
20 Nov 19	vs. DET	3-1 W	6-12-2-0	14
21 Nov 23	vs. NYI	3-2 W	7-12-2-0	16
22 Nov 25	vs. CHI	2-1 W(OT)	8-12-2-0	18
23 Nov 27	at COL	1-7 L	8-13-2-0	18
24 Nov 30	at CAR	3-4 L	8-14-2-0	18
25 Dec 2	at NYI	5-0 W	9-14-2-0	20
26 Dec 4	at NJD	4-2 W	10-14-2-0	22
27 Dec 6	at NYR	2-3 L(OT)	10-14-1-1	23
28 Dec 7	at MTL	3-3 T	10-14-3-1	24
29 Dec 10	vs. VAN	3-2 W	11-14-3-1	26
30 Dec 12	at CHI	1-2 W	12-14-3-1	28
31 Dec 14	at STL	1-1 T	12-14-4-1	29
32 Dec 15	at DAL	1-5 L	12-15-4-1	29
33 Dec 18	vs. OTT	2-1 W	13-15-4-1	31
34 Dec 21	vs. DAL	0-0 T	13-15-5-1	32
35 Dec 23	vs. EDM	2-1 W	14-15-5-1	34
36 Dec 26	at VAN	2-0 W	15-15-5-1	36
37 Dec 27	vs. PHI	1-5 L	15-16-5-1	36
38 Dec 29	vs. ANA	3-1 W	16-16-5-1	38
39 Jan 2	vs. VAN	4-2 W	17-16-5-1	40
40 Jan 5	at COL	0-4 L	17-17-5-1	40
41 Jan 6	at CHI	2-5 L	17-18-5-1	40
42 Jan 8	vs. TBL	3-2 W	18-18-5-1	42
43 Jan 12	vs. DAL	2-1 W	19-18-5-1	44
44 Jan 15	vs. TOR	4-0 W	20-18-5-1	46
45 Jan 18	vs. DET	6-1 W	21-18-5-1	48
46 Jan 19	at EDM	0-7 L	21-19-5-1	48
47 Jan 21	vs. NSH	5-4 W	22-19-5-1	50
48 Jan 24	at BOS	4-3 W	23-19-5-1	52
49 Jan 26	at WSH	1-2 L	23-20-5-1	52
50 Jan 28	at DET	1-4 L	23-21-5-1	52
51 Jan 29	at NSH	1-3 L	23-22-5-1	52
52 Feb 1	vs. STL	4-5 L(OT)	23-22-5-2	53
53 Feb 3	vs. CHI	5-5 T	23-22-6-2	54
54 Feb 9	at VAN	3-4 L(OT)	23-22-6-3	55
55 Feb 10	at COL	2-3 L	23-23-6-3	55
56 Feb 12	at PHX	3-4 L	23-24-6-3	55
57 Feb 14	at LAK	3-4 L(OT)	23-24-6-4	56
58 Feb 16	at ANA	5-6 L(OT)	23-24-6-5	57
59 Feb 18	vs. EDM	4-2 W	24-24-6-5	59
60 Feb 19	at EDM	3-2 W(OT)	25-24-6-5	61
61 Feb 23	vs. LAK	2-7 L	25-25-6-5	61
62 Feb 25	vs. PHX	3-3 T	25-25-7-5	62
63 Feb 26	vs. ATL	5-2 W	26-25-7-5	64
64 Mar 1	vs. PIT	8-2 W	27-25-7-5	66
65 Mar 3	vs. ANA	4-1 W	28-25-7-5	68
66 Mar 5	vs. NJD	2-2 T	28-25-8-5	69
67 Mar 7	vs. COL	3-8 L	28-26-8-5	69
68 Mar 9	vs. TOR	2-6 L	28-27-8-5	69
69 Mar 11	at LAK	1-3 L	28-28-8-5	69
70 Mar 13	at SJS	3-5 L	28-29-8-5	69
71 Mar 15	vs. OTT	1-3 L	28-30-8-5	69
72 Mar 18	vs. BUF	1-5 L	28-31-8-5	69
73 Mar 19	at EDM	3-2 W	29-31-8-5	71
74 Mar 22	at DET	2-2 T	29-31-9-5	72
75 Mar 23	at BUF	2-4 L	29-32-9-5	72
76 Mar 25	at NSH	2-1 W	30-32-9-5	74
77 Mar 31	vs. PHX	1-3 L	30-33-9-5	74
78 Apr 1	vs. SJS	3-0 W	31-33-9-5	76
79 Apr 3	at DAL	2-2 T	31-33-10-5	77
80 Apr 5	at STL	5-6 L	31-34-10-5	77
81 Apr 7	vs. COL	1-3 L	31-35-10-5	77
82 Apr 8	vs. EDM	3-6 L	31-36-10-5	77

1998-99

DATE	OPP.	RESULT	RECORD	PTS
1 Oct 9	vs. SJS	3-3 T	0-0-1-1	1
2 Oct 10	at SJS	5-3 W	1-0-1-1	3
3 Oct 16	vs. TOR	3-7 L	1-1-1-1	3
4 Oct 18	at DET	0-2 L	1-2-1-1	3
5 Oct 20	at DAL	1-3 L	1-3-1-1	3
6 Oct 23	at NSH	4-3 W	2-3-1-1	5
7 Oct 24	at STL	3-4 L	2-4-1-1	5
8 Oct 28	vs. PIT	2-5 L	2-5-1-1	5
9 Oct 30	vs. WSH	0-0 T	2-5-2-1	6
10 Nov 1	at CHI	4-1 W	3-5-2-1	8
11 Nov 3	at DET	5-2 W	4-5-2-1	10
12 Nov 6	vs. NSH	1-2 L	4-6-2-1	10
13 Nov 8	vs. COL	3-1 W	5-6-2-1	12
14 Nov 10	vs. LAK	5-4 W(OT)	6-6-2-1	14
15 Nov 12	vs. VAN	3-4 L	6-7-2-1	14
16 Nov 14	vs. ANA	0-1 L	6-8-2-1	14
17 Nov 16	vs. DET	5-3 W	7-8-2-1	16
18 Nov 19	at MTL	3-4 L	7-9-2-1	16
19 Nov 21	at OTT	1-4 L	7-10-2-1	16
20 Nov 23	at TOR	2-3 L	7-11-2-1	16
21 Nov 25	at NSH	3-4 L	7-12-2-1	16
22 Nov 27	vs. EDM	2-3 L	7-13-2-1	16
23 Nov 28	vs. CHI	5-4 W	8-13-2-1	18
24 Dec 3	vs. TBL	4-1 W	9-13-2-1	20
25 Dec 5	vs. PHX	2-3 L	9-14-2-1	20
26 Dec 7	vs. DAL	2-3 L	9-15-2-1	20
27 Dec 11	at TBL	2-1 W	10-15-2-1	22
28 Dec 12	at FLA	4-2 W	11-15-2-1	24
29 Dec 14	at NYR	2-5 L	11-16-2-1	24
30 Dec 17	at PHI	3-3 T	11-16-3-1	25
31 Dec 18	at NJD	5-2 W	12-16-3-1	27
32 Dec 22	vs. VAN	3-5 L	12-17-3-1	27
33 Dec 23	at VAN	2-5 L	12-18-3-1	27
34 Dec 27	vs. COL	1-2 L	12-19-3-1	27
35 Dec 29	vs. PHI	3-4 L(OT)	12-20-3-1	27
36 Dec 31	vs. MTL	1-2 L	12-21-3-1	27
37 Jan 2	at BUF	1-7 L	12-22-3-1	27
38 Jan 4	at BOS	1-5 L	12-23-3-1	27
39 Jan 5	at PIT	1-5 L	12-24-3-1	27
40 Jan 8	vs. DAL	1-0 W	13-24-3-1	29
41 Jan 10	vs. FLA	1-2 L	13-25-3-1	29
42 Jan 13	at ANA	2-1 W	14-25-3-1	31
43 Jan 14	at LAK	0-3 L	14-26-3-1	31
44 Jan 16	at SJS	3-3 T	14-26-4-1	32
45 Jan 19	vs. DET	3-1 W	15-26-4-1	34
46 Jan 21	at COL	2-4 L	15-27-4-1	34
47 Jan 28	vs. CHI	6-6 T	15-27-5-1	35
48 Jan 30	vs. STL	4-3 W(OT)	16-27-5-1	37
49 Feb 1	at DAL	2-2 T	16-27-6-1	38
50 Feb 2	at PHX	2-2 T	16-27-7-1	39
51 Feb 4	vs. NSH	4-0 W	17-27-7-1	40
52 Feb 6	vs. OTT	1-2 L	16-28-8-1	40
53 Feb 8	vs. EDM	2-1 W	17-28-8-1	42
54 Feb 9	at COL	2-1 W	18-28-8-1	44
55 Feb 12	vs. BOS	4-3 W	19-28-8-1	46
56 Feb 19	vs. ANA	6-3 W	20-28-8-1	48
57 Feb 20	vs. LAK	2-2 T	20-28-9-1	49
58 Feb 22	vs. NYR	6-2 W	21-28-9-1	51
59 Feb 24	vs. BUF	2-2 T	21-29-10-1	52
60 Feb 26	vs. STL	2-4 L	21-29-10-2	52
61 Mar 1	vs. SJS	1-2 L	21-30-10-2	52
62 Mar 5	at VAN	5-1 W	22-30-10-2	54
63 Mar 6	at LAK	4-1 W	23-30-10-2	56
64 Mar 9	at STL	7-4 W	24-30-10-2	58
65 Mar 12	at CAR	1-2 L	24-31-10-2	58
66 Mar 13	at WSH	5-4 W(OT)	25-31-10-2	60
67 Mar 16	at NSH	4-2 W	26-31-10-2	62
68 Mar 17	at CHI	1-3 L	26-32-10-2	62
69 Mar 21	vs. NYI	2-1 W	27-32-10-2	64
70 Mar 22	at EDM	2-2 T	27-32-11-2	65
71 Mar 25	vs. MTL	2-1 W	28-32-11-2	67
72 Mar 27	at PHX	1-2 L	28-33-11-2	67
73 Mar 28	at ANA	1-5 L	28-34-11-2	67
74 Mar 30	at COL	3-3 T	28-34-12-2	68
75 Apr 1	vs. PHX	1-4 L	28-35-12-2	68
76 Apr 3	vs. TOR	1-5 L	28-36-12-2	68
77 Apr 7	at EDM	2-4 L	28-37-12-2	68
78 Apr 9	vs. EDM	1-4 L	28-38-12-2	68
79 Apr 12	vs. VAN	0-2 L	28-39-12-2	68
80 Apr 12	at VAN	5-4 W	29-39-12-2	70
81 Apr 15	vs. COL	5-1 W	30-39-12-2	72
82 Apr 17	at EDM	2-3 L	30-40-12-2	72

1997-98

DATE	OPP.	RESULT	RECORD	PTS
1 Oct 1	vs. DET	1-3 L	0-1-0-0	0
2 Oct 3	vs. COL	1-4 L	0-2-0-0	0
3 Oct 7	vs. TOR	1-2 L	0-3-0-0	0
4 Oct 9	vs. NYR	1-1 T	0-3-1-0	1
5 Oct 12	at DET	4-4 T	0-3-2-2	2
6 Oct 14	at DAL	4-5 L(OT)	0-4-2-2	2
7 Oct 17	vs. COL	6-5 W(OT)	1-4-2-4	4
8 Oct 18	vs. BOS	0-3 L	1-5-2-4	4
9 Oct 22	at BUF	1-4 L	1-6-2-4	4
10 Oct 23	at PHI	3-4 L	1-7-2-4	4
11 Oct 25	at TOR	3-4 L	1-8-2-4	4
12 Oct 28	vs. PIT	6-3 W	2-8-2-6	6
13 Oct 30	vs. PHX	4-2 W	3-2-2-8	8
14 Nov 1	at COL	3-3 T	3-3-3-9	9
15 Nov 2	at PHX	1-3 L	3-4-3-9	9
16 Nov 5	vs. TOR	3-4 L	3-10-3-9	9
17 Nov 7	vs. ANA	3-4 L(OT)	3-11-3-9	9
18 Nov 9	at DET	3-6 L	3-12-3-9	9
19 Nov 10	at CHI	1-1 T	3-12-4-9	9
20 Nov 13	vs. CAR	2-4 L	3-13-4-10	9
21 Nov 15	at EDM	2-2 T	3-13-5-11	9
22 Nov 18	at NJD	1-2 L	3-14-5-11	9
23 Nov 20	at FLA	2-1 W	4-14-5-13	11
24 Nov 22	at TBL	3-4 L	4-15-5-13	11
25 Nov 23	at COL	3-3 T	4-15-6-14	14
26 Nov 27	vs. CHI	2-2 T	4-15-7-15	15
27 Nov 29	vs. ANA	3-2 W(OT)	5-15-7-17	17
28 Dec 1	vs. SJS	3-2 W(OT)	6-15-7-19	19
29 Dec 3	vs. DET	3-4 L	6-16-7-19	19
30 Dec 5	at DAL	1-4 L	6-17-7-19	19
31 Dec 6	at STL	3-4 L(OT)	6-18-7-19	19
32 Dec 9	at NYI	3-1 W	7-18-7-21	21
33 Dec 10	at NYR	4-1 W	8-18-7-23	23
34 Dec 12	vs. COL	3-1 W	9-18-7-25	25
35 Dec 16	vs. CHI	4-3 W(OT)	10-18-7-27	27
36 Dec 18	vs. DAL	1-2 L	10-19-7-27	27
37 Dec 20	vs. LAK	1-4L	10-20-7-27	27
38 Dec 22	at ANA	1-5 L	10-21-7-27	27
39 Dec 23	at PHX	2-2 T	10-21-8-28	28
40 Dec 27	vs. PHI	5-2 W	11-21-8-30	30
41 Dec 29	vs. PHX	3-5 L	11-22-8-30	30
42 Dec 31	vs. MTL	2-3 L	11-23-8-30	30
43 Jan 3	at STL	3-4 L	11-24-8-30	30
44 Jan 5	at CHI	1-1 T	11-24-9-31	31
45 Jan 6	at COL	3-1 W	12-24-9-33	33
46 Jan 9	vs. FLA	3-3 T	12-24-10-34	34
47 Jan 10	vs. STL	1-5 L	12-25-10-34	34
48 Jan 14	at EDM	2-5 L	12-26-10-34	34
49 Jan 20	at LAK	3-4 L	12-27-10-34	34
50 Jan 21	at SJS	1-7 L	12-28-10-34	34
51 Jan 24	vs. VAN	5-2 W	13-28-10-36	36
52 Jan 28	at ANA	5-2 W	14-28-10-38	38
53 Jan 29	at LAK	3-5 L	14-29-10-38	38
54 Jan 31	vs. NJD	2-2 T	14-29-11-39	39
55 Feb 3	vs. LAK	3-6 L	14-30-11-39	39
56 Feb 5	vs. SJS	4-2 W	15-30-11-41	43
57 Feb 7	vs. EDM	4-2 W	16-30-11-43	43
58 Feb 27	vs. VAN	4-4 T	16-30-12-44	44
59 Mar 1	vs. OTT	2-1 W	17-30-12-46	46
60 Mar 3	vs. TBL	2-1 W	18-30-12-48</	

1996-97

DATE	OPP.	RESULT	RECORD	PTS
1 Oct. 5	at VAN	1-3 L	0-1-0	0
2 Oct. 6	vs. BUF	3-0 W	1-1-0	2
3 Oct. 9	vs. STL	1-3 L	1-2-0	2
4 Oct. 11	at DET	2-1 W	2-2-0	4
5 Oct. 13	at PHI	1-0 W	3-2-0	6
6 Oct. 14	at NYR	4-5 L	3-3-0	6
7 Oct. 16	at MTL	2-4 L	3-4-0	6
8 Oct. 20	vs. EDM	6-3 W	4-4-0	8
9 Oct. 22	vs. COL	5-1 W	5-4-0	10
10 Oct. 24	vs. PIT	7-5 W	6-4-0	12
11 Oct. 26	at LAK	0-0 T	6-4-1	13
12 Oct. 27	at ANA	4-1 W	7-4-1	15
13 Oct. 30	at SJS	1-3 L	7-5-1	15
14 Nov. 1	vs. PHX	2-3 L(OT)	7-6-1	15
15 Nov. 2	at VAN	3-4 L	7-7-1	15
16 Nov. 9	vs. STL	2-3 L	7-8-1	15
17 Nov. 13	at DAL	3-3 T	7-8-2	16
18 Nov. 14	at CHI	2-1 W(OT)	8-8-2	18
19 Nov. 16	at STL	0-2 L	8-9-2	18
20 Nov. 18	vs. NYR	5-3 W	9-9-2	20
21 Nov. 20	vs. DAL	1-3 L	9-10-2	20
22 Nov. 22	vs. CHI	2-5 L	9-11-2	20
23 Nov. 23	at EDM	2-3 L	9-12-2	20
24 Nov. 26	vs. EDM	1-10 L	9-13-2	20
25 Nov. 28	vs. LAK	2-0 W	10-13-2	22
26 Nov. 30	at PHX	1-3 L	10-14-2	22
27 Dec. 3	at NYI	1-3 L	10-15-2	22
28 Dec. 5	at NJD	1-2 L	10-16-2	22
29 Dec. 7	at BOS	1-1 T	10-16-3	23
30 Dec. 10	vs. OTT	5-5 T	10-16-4	24
31 Dec. 12	at LAK	5-1 W	11-16-4	26
32 Dec. 14	vs. COL	4-1 W	12-16-4	28
33 Dec. 16	vs. NJD	0-5 L	12-17-4	28
34 Dec. 18	vs. DET	3-3 T	12-17-5	29
35 Dec. 20	at ANA	0-7 L	12-18-5	29
36 Dec. 22	at PHX	7-2 W	13-18-5	31
37 Dec. 23	at COL	3-4 L	13-19-5	31
38 Dec. 29	vs. PHI	2-4 L	13-20-5	31
39 Dec. 31	vs. SJS	1-5 L	13-21-5	31
40 Jan. 2	at COL	2-3 L	13-22-5	31
41 Jan. 4	at SJS	4-3 W	14-22-5	33
42 Jan. 7	vs. TOR	4-3 W(OT)	15-22-5	35
43 Jan. 9	vs. HFD	3-2 W	16-22-5	37
44 Jan. 11	vs. FLA	1-4 L	16-23-5	37
45 Jan. 15	vs. ANA	2-1 W	17-23-5	39
46 Jan. 21	at PIT	2-4 L	17-24-5	39
47 Jan. 22	at TOR	3-5 L	17-25-5	39
48 Jan. 24	at OTT	2-2 T	17-25-6	40
49 Jan. 28	vs. NYI	4-3 W	18-25-6	42
50 Jan. 30	vs. SJS	3-6 L	18-26-6	42
51 Feb. 1	vs. VAN	3-0 W	19-26-6	44
52 Feb. 3	vs. LAK	2-3 L	19-27-6	44
53 Feb. 5	vs. EDM	2-5 L	19-28-6	44
54 Feb. 7	vs. WSH	5-2 W	20-28-6	46
55 Feb. 9	vs. ANA	6-1 W	21-28-6	48
56 Feb. 11	vs. BOS	5-1 W	22-28-6	50
57 Feb. 13	vs. EDM	3-2 W(OT)	23-28-6	52
58 Feb. 15	vs. TOR	3-0 W	24-28-6	54
59 Feb. 18	at BUF	5-5 T	24-28-7	55
60 Feb. 19	at DET	0-4 L	24-29-7	55
61 Feb. 21	at DAL	2-4 L	24-30-7	55
62 Feb. 23	at STL	5-3 W	25-30-7	57
63 Feb. 26	vs. PHX	2-5 L	25-31-7	57
64 Feb. 28	vs. MTL	3-2 W	26-31-7	59
65 Mar. 1	vs. DAL	4-1 W	27-31-7	61
66 Mar. 4	at WSH	1-2 L	27-32-7	61
67 Mar. 5	at HFD	0-2 L	27-33-7	61
68 Mar. 7	at FLA	3-1 W	28-33-7	63
69 Mar. 9	at TBL	1-2 L(OT)	28-34-7	63
70 Mar. 12	at COL	3-2 W	29-34-7	65
71 Mar. 15	at LAK	5-2 W	30-34-7	67
72 Mar. 16	at ANA	2-2 T	30-34-8	68
73 Mar. 19	vs. SJS	4-2 W	31-34-8	70
74 Mar. 21	vs. TBL	3-4 L(OT)	31-35-8	70
75 Mar. 25	vs. ANA	3-2 W	32-35-8	72
76 Mar. 29	vs. VAN	2-5 L	32-36-8	72
77 Apr. 2	vs. COL	1-5 L	32-37-8	72
78 Apr. 4	vs. CHI	3-3 T	32-37-9	73
79 Apr. 6	vs. VAN	1-2 L	32-38-9	73
80 Apr. 8	vs. DET	2-3 L	32-39-9	73
81 Apr. 11	at CHI	3-7 L	32-40-9	73
82 Apr. 12	at TOR	1-4 L	32-41-9	73

1995-96

DATE	OPP.	RESULT	RECORD	PTS
1 Oct. 7	at TBL	3-3 T	0-0-1	1
2 Oct. 8	at DAL	3-4 L	0-1-1	1
3 Oct. 10	at FLA	3-7 L	0-2-1	1
4 Oct. 15	at CHI	1-1 T	0-2-2	2
5 Oct. 17	at DET	3-3 T	0-2-3	3
6 Oct. 19	at OTT	2-4 L	0-3-3	3
7 Oct. 20	at TOR	3-4 L(OT)	0-4-3	3
8 Oct. 25	vs. COL	2-3 L	0-5-3	3
9 Oct. 27	vs. DET	0-3 L	0-6-3	3
10 Oct. 29	at ANA	2-7 L	0-7-3	3
11 Oct. 31	at LAK	2-1 W	1-7-3	5
12 Nov. 1	at COL	1-6 L	1-8-3	5
13 Nov. 4	vs. VAN	4-4 T	1-8-4	6
14 Nov. 6	at NYR	2-4 L	1-9-4	6
15 Nov. 8	at NJD	2-1 W	2-9-4	8
16 Nov. 9	at PHI	1-3 L	2-10-4	8
17 Nov. 11	vs. MTL	0-4 L	2-11-4	8
18 Nov. 14	vs. EDM	4-2 W	3-11-4	10
19 Nov. 18	vs. COL	3-5 L	3-12-4	10
20 Nov. 19	at COL	2-5 L	3-13-4	10
21 Nov. 21	vs. ANA	2-3 L	3-14-4	10
22 Nov. 24	vs. EDM	2-5 L	3-15-4	10
23 Nov. 26	vs. CHI	2-2 T	3-15-5	11
24 Nov. 29	at SJS	5-3 W	4-15-5	13
25 Dec. 1	at EDM	8-2 W	5-15-5	15
26 Dec. 3	at WPG	2-5 L	5-16-5	15
27 Dec. 5	vs. STL	1-1 T	5-16-6	16
28 Dec. 9	vs. VAN	3-4 L	5-17-6	16
29 Dec. 11	vs. LAK	6-2 W	6-17-6	18
30 Dec. 13	at DAL	8-4 W	7-17-6	20
31 Dec. 14	at STL	3-3 T	7-17-7	21
32 Dec. 16	at BOS	3-6 L	7-18-7	21
33 Dec. 19	at PIT	1-7 L	7-19-7	21
34 Dec. 20	at HFD	3-2 W	8-19-7	23
35 Dec. 22	vs. DET	1-5 L	8-20-7	23
36 Dec. 26	at VAN	4-2 W	9-20-7	25
37 Dec. 27	vs. TOR	4-0 W	10-20-7	27
38 Dec. 29	vs. PHI	2-3 L	10-21-7	27
39 Dec. 31	vs. NYR	3-1 W	11-21-7	29
40 Jan. 2	vs. TBL	10-0 W	12-21-7	31
41 Jan. 5	vs. ANA	1-3 L	12-22-7	31
42 Jan. 6	vs. FLA	2-0 W	13-22-7	33
43 Jan. 10	vs. HFD	3-2 W(OT)	14-22-7	35
44 Jan. 12	vs. BUF	3-1 W	15-22-7	37
45 Jan. 14	at COL	4-4 T	15-22-8	38
46 Jan. 16	at LAK	5-5 T	15-22-9	39
47 Jan. 17	at ANA	4-1 W	16-22-9	41
48 Jan. 24	vs. NYI	4-1 W	17-22-9	43
49 Jan. 26	vs. DAL	2-4 L	17-23-9	43
50 Jan. 30	vs. EDM	3-2 W(OT)	18-23-9	45
51 Feb. 1	vs. NJD	1-1 T	18-23-10	46
52 Feb. 3	vs. LAK	2-1 W	19-23-10	48
53 Feb. 6	vs. OTT	3-1 W	20-23-10	50
54 Feb. 8	vs. WSH	4-4 T	20-23-11	51
55 Feb. 10	vs. WPG	2-3 L	20-24-11	51
56 Feb. 11	at EDM	2-4 L	20-25-11	51
57 Feb. 13	at WSH	2-3 L	20-26-11	51
58 Feb. 15	at NYI	6-3 W	21-26-11	53
59 Feb. 17	at MTL	1-5 L	21-27-11	53
60 Feb. 20	vs. SJS	5-3 W	22-27-11	55
61 Feb. 23	vs. ANA	3-2 W	23-27-11	57
62 Feb. 24	vs. BOS	1-2 L	23-28-11	57
63 Feb. 29	vs. PIT	7-3 W	24-28-11	59
64 Mar. 3	at SJS	5-1 W	25-28-11	61
65 Mar. 7	at STL	4-2 W	26-28-11	63
66 Mar. 9	at TOR	3-4 L	26-29-11	63
67 Mar. 12	vs. STL	4-2 W	27-29-11	65
68 Mar. 15	at BUF	3-1 W	28-29-11	67
69 Mar. 17	at DET	2-4 L	28-30-11	67
70 Mar. 20	at CHI	3-2 W	29-30-11	69
71 Mar. 22	vs. SJS	1-2 L(OT)	29-31-11	69
72 Mar. 23	at VAN	4-0 W	30-31-11	71
73 Mar. 24	vs. TOR	2-4 L	30-32-11	71
74 Mar. 27	vs. CHI	1-0 W	31-32-11	73
75 Mar. 29	vs. LAK	3-4 L	31-33-11	73
76 Mar. 31	vs. WPG	1-4 L	31-34-11	73
77 Apr. 3	vs. VAN	4-3 W	32-34-11	75
78 Apr. 6	at WPG	3-4 L	32-35-11	75
79 Apr. 8	at EDM	3-2 W	33-35-11	77
80 Apr. 9	vs. DAL	3-4 L(OT)	33-36-11	77
81 Apr. 12	at SJS	6-0 W	34-36-11	79
82 Apr. 13	at VAN	0-5 L	34-37-11	79

1994-95

DATE	OPP.	RESULT	RECORD	PTS
1 Jan. 20	at WPG	3-3 T	0-0-1	1
2 Jan. 22	at DET	4-1 W	1-0-1	3
3 Jan. 24	vs. STL	6-4 W	2-0-1	5
4 Jan. 26	at DET	1-5 L	2-1-1	5
5 Jan. 28	at TOR	1-2 L	2-2-1	5
6 Feb. 1	vs. DET	2-1 W	3-2-1	7
7 Feb. 3	vs. CHI	3-4 L(OT)	3-3-1	7
8 Feb. 4	vs. TOR	4-1 W	4-3-1	9
9 Feb. 6	vs. WPG	4-5 L	4-4-1	9
10 Feb. 9	vs. ANA	5-1 W	5-4-1	11
11 Feb. 11	at DAL	6-0 W	6-4-1	13
12 Feb. 13	at STL	2-4 L	6-5-1	13
13 Feb. 16	at CHI	2-2 T	6-5-2	14
14 Feb. 18	vs. DAL	3-2 W(OT)	7-5-2	16
15 Feb. 20	vs. DAL	1-2 L	7-6-2	16
16 Feb. 23	at LAK	3-3 T	7-6-3	17
17 Feb. 24	at SJS	3-0 W	8-6-3	19
18 Feb. 26	at ANA	5-3 W	9-6-3	21
19 Feb. 28	vs. EDM	5-2 W	10-6-3	23
20 Mar. 2	vs. VAN	2-2 T	10-6-4	24
21 Mar. 4	at TOR	2-3 L	10-7-4	24
22 Mar. 5	at WPG	2-3 L	10-8-4	24
23 Mar. 7	at CHI	6-3 W	11-8-4	26
24 Mar. 9	at STL	1-5 L	11-9-4	26
25 Mar. 12	at DAL	4-4 T	11-9-5	27
26 Mar. 15	vs. ANA	0-5 L	11-10-5	27
27 Mar. 17	vs. WPG	8-4 W	12-10-5	29
28 Mar. 19	vs. SJS	3-5 L	12-11-5	29
29 Mar. 20	at EDM	2-5 L	12-12-5	29
30 Mar. 22	vs. STL	4-3 W	13-12-5	31
31 Mar. 24	vs. DET	3-2 W	14-12-5	33
32 Mar. 26	vs. VAN	2-0 W	15-12-5	35
33 Mar. 28	vs. LAK	3-5 L	15-13-5	35
34 Mar. 31	at EDM	6-2 W	16-13-5	37
35 Apr. 4	vs. CHI	3-2 W	17-13-5	39
36 Apr. 7	vs. LAK	7-4 W	18-13-5	41
37 Apr. 8	vs. VAN	2-4 L	18-14-5	41
38 Apr. 10	vs. SJS	8-3 W	19-15-5	43
39 Apr. 12	at LAK	4-1 W	20-15-5	45
40 Apr. 13	at ANA	2-4 L	20-16-5	45
41 Apr. 15	at EDM	4-2 W	21-16-5	47
42 Apr. 17	at LAK	5-2 W	22-16-5	49
43 Apr. 20	vs. VAN	2-2 T	22-16-6	50
44 Apr. 24	at ANA	1-2 L	22-17-6	50
45 Apr. 25	at SJS	3-2 W	23-17-6	52
46 Apr. 29	vs. TOR	2-2 T	23-17-7	53
47 Apr. 30	at VAN	4-6 L	23-17-7	53
48 May 3	vs. EDM	5-3 W	24-17-7	55

1993-94

DATE	OPP.	RESULT	RECORD	PTS
1 Oct. 5	vs. NYI	2-1 W	1-0-0	2
2 Oct. 7	vs. SJS	6-2 W	2-0-0	4
3 Oct. 9	at VAN	5-1 W	3-0-0	6
4 Oct. 14	at SJS	2-1 W	4-0-0	8
5 Oct. 16	at LAK	4-8 L	4-1-0	8
6 Oct. 17	at ANA	2-2 T	4-1-1	9
7 Oct. 20	at EDM	5-3 W	5-1-1	11
8 Oct. 21	vs. VAN	3-6 L	5-2-1	11
9 Oct. 23	vs. BOS	3-3 T	5-2-2	12
10 Oct. 25	vs. WSH	3-2 W(OT)	6-2-2	14
11 Oct. 27	vs. BUF	3-5 L	6-3-2	14
12 Oct. 30	vs. EDM	4-1 W	7-3-2	16
13 Oct. 31	at WPG	4-3 W	8-3-2	18
14 Nov. 3	at HFD	6-3 W	9-3-2	20
15 Nov. 4	at BOS	3-6 L	9-4-2	20
16 Nov. 6	at MTL	4-3 W	10-4-2	22
17 Nov. 9	vs. LAK	3-2 W	11-4-2	24
18 Nov. 11	vs. ANA	5-4 W	12-4-2	26
19 Nov. 13	vs. VAN	4-3 W	13-4-2	28
20 Nov. 15	vs. WPG	7-2 W	14-4-3	30
21 Nov. 18	at STL	3-3 T	14-4-3	31
22 Nov. 20	at DAL	3-4 L	14-5-3	31
23 Nov. 22	vs. ANA	1-2 L	14-6-3	31
24 Nov. 24	vs. TOR	5-3 W	15-6-3	33
25 Nov. 26	vs. CHI	3-6 L	15-7-3	33
26 Nov. 30	vs. DAL	2-2 T	15-7-4	34
27 Dec. 4	vs. PHO	6-0 W	16-7-4	36
28 Dec. 6	at OTT	6-1 W	17-7-4	38
29 Dec. 7	at QUE	4-4 T	17-7-5	39
30 Dec. 10	at BUF	2-6 L	17-8-5	39
31 Dec. 11	at TOR	1-3 L	17-9-5	39
32 Dec. 14	vs. VAN	8-4 W	18-9-5	41
33 Dec. 17	vs. STL	3-4 L	18-10-5	41
34 Dec. 18	vs. WPG	5-4 W(OT)	19-10-5	43
35 Dec. 20	vs. LAK	4-5 L(OT)	19-11-5	43
36 Dec. 22	at EDM	3-7 L	19-12-5	43
37 Dec. 23	at VAN	3-4 L	19-13-5	43
38 Dec. 28	at SJS	3-7 L	19-13-6	44
39 Dec. 30	vs. EDM	7-1 W	20-13-6	46
40 Dec. 31	vs. MTL	2-5 L	20-14-6	46
41 Jan. 2	at STL	3-4 L(OT)	20-15-6	46
42 Jan. 5	at NYR	4-1 W	21-15-6	48
43 Jan. 7	at NYI	2-6 L	21-16-6	48
44 Jan. 8	at PIT	2-2 T	21-16-7	49
45 Jan. 11	vs. QUE	1-0 W	22-16-7	51
46 Jan. 15	vs. OTT	10-0 W	23-16-7	53
47 Jan. 17	at SJS	2-3 L	23-17-7	53
48 Jan. 19	at VAN	4-3 W	24-17-7	55
49 Jan. 24	vs. LAK	3-3 T	24-17-8	56
50 Jan. 26	vs. DAL	2-3 L	24-18-8	56
51 Jan. 28	vs. NJD	2-2 T	24-18-9	57
52 Jan. 29	vs. STL	3-5 L	24-19-9	57
53 Feb. 2	at ANA	4-2 W	25-19-9	59
54 Feb. 5	at LAK	5-4 W(OT)	26-19-9	61
55 Feb. 7	vs. EDM	4-3 W	27-19-9	63
56 Feb. 9	at EDM	6-1 W	28-19-9	65
57 Feb. 11	vs. HFD	4-1 W	29-19-9	67
58 Feb. 12	vs. TOR	3-2 W	30-19-9	69
59 Feb. 14	vs. CHI	2-4 L	30-20-9	69
60 Feb. 18	at DAL	2-4 L	30-21-9	69
61 Feb. 20	at WPG	5-2 W	31-21-9	71
62 Feb. 22	at VAN	4-4 T	31-21-10	72
63 Feb. 24	vs. TBL	0-4 L	31-22-10	74
64 Feb. 26	vs. LAK	4-2 W	32-22-10	74
65 Mar. 1	at DET	2-5 L	32-23-10	74
66 Mar. 3	at CHI	2-4 L	32-24-10	74
67 Mar. 5	at NJD	3-6 L	32-25-10	74
68 Mar. 6	at WSH	4-4 T	32-25-11	75
69 Mar. 9	vs. DET	1-5 L	32-26-11	75
70 Mar. 11	vs. FLA	4-2 W	33-26-11	77
71 Mar. 12	vs. SJS	2-0 W	34-26-11	79
72 Mar. 15	at TBL	7-3 W	35-26-11	81
73 Mar. 16	at FLA	1-2 L	35-27-11	81
74 Mar. 20	at TOR	6-3 W	36-27-11	83
75 Mar. 22	vs. NYR	4-4 T	36-27-12	84
76 Mar. 26	vs. PIT	5-3 W	37-27-12	86
77 Mar. 31	at PHI	4-1 W	38-27-12	88
78 Apr. 2	at DET	3-3 T	38-27-13	89
79 Apr. 3	at CHI	1-2 L	38-28-13	89
80 Apr. 6	vs. ANA	4-2 W	39-28-13	91
81 Apr. 8	vs. SJS	5-2 W	40-28-13	93
82 Apr. 9	vs. DET	4-2 W	41-28-13	95
83 Apr. 11	at ANA	3-0 W	42-28-13	97
84 Apr. 13	at LAK	4-6 L	42-29-13	97

1992-93

DATE	OPP.	RESULT	RECORD	PTS
1 Oct. 6	vs. LAK	4-5 L	0-1-0	0
2 Oct. 8	vs. EDM	7-2 W	1-1-0	2
3 Oct. 10	vs. TOR	3-2 W	2-1-0	4
4 Oct. 13	at MNS	4-3 W	3-1-0	6
5 Oct. 15	at LAK	0-4 L	3-2-0	6
6 Oct. 17	at SJS	6-2 W	4-2-0	8
7 Oct. 20	vs. LAK	6-2 W	5-2-0	10
8 Oct. 22	vs. BOS	2-4 L	5-3-0	10
9 Oct. 25	at EDM	4-0 W	6-3-0	12
10 Oct. 28	at WPG	7-5 W	7-3-0	14
11 Oct. 30	vs. WSH	1-3 L	7-4-0	14
12 Oct. 31	vs. MNS	5-3 W	8-4-0	16
13 Nov. 2	vs. VAN	5-3 W	9-4-0	18
14 Nov. 4	at VAN	5-5 T	9-4-1	19
15 Nov. 6	vs. OTT	8-4 W	10-4-1	21
16 Nov. 8	at QUE	5-5 T	10-4-2	22
17 Nov. 9	at MTL	2-5 L	10-5-2	22
18 Nov. 11	at HFD	4-3 W	11-5-2	24
19 Nov. 12	at BOS	3-5 L	11-6-2	24
20 Nov. 14	at TBL	5-3 W	12-6-2	26
21 Nov. 19	vs. VAN	4-3 W	13-6-2	28
22 Nov. 21	vs. NYI	3-4 L	13-7-2	28
23 Nov. 25	vs. SJS	3-4 L(OT)	13-8-2	28
24 Nov. 27	vs. TBL	3-2 W(OT)	14-8-2	30
25 Nov. 28	vs. CHI	2-5 L	14-9-2	30
26 Dec. 2	vs. WPG	3-3 T	14-9-3	31
27 Dec. 4	vs. STL	5-3 W	15-9-3	33
28 Dec. 6	vs. EDM	6-3 W	16-9-3	35
29 Dec. 8	at EDM	1-3 L	16-10-3	35
30 Dec. 11	at TOR	6-3 W	17-10-3	37
31 Dec. 12	at OTT	1-1 T	17-10-3	37
32 Dec. 14	at DET	3-0 W	18-10-4	39
33 Dec. 15	at NYR	3-0 W	19-10-4	42
34 Dec. 19	vs. LAK	5-3 W	20-10-4	44
35 Dec. 21	vs. EDM	3-2 W(OT)	21-10-4	46
36 Dec. 23	at WPG	4-3 W	22-10-4	48
37 Dec. 27	at EDM	7-3 W	23-10-4	50
38 Dec. 31	vs. MTL	5-3 W	24-10-4	52
39 Jan. 2	vs. PHI	7-3 W	25-10-4	54
40 Jan. 5	vs. WPG	4-2 L	25-11-4	54
41 Jan. 7	at STL	2-3 L(OT)	25-12-4	54
42 Jan. 9	at PIT	2-3 L	25-13-4	54
43 Jan. 10	at BUF	3-5 L	25-14-4	54
44 Jan. 12	at NYI	2-8 L	25-15-4	54
45 Jan. 14	at PHI	4-4 T	25-15-5	55
46 Jan. 16	at MNS	2-4 L	25-16-5	55
47 Jan. 19	vs. LAK	2-3 L(OT)	25-17-5	55
48 Jan. 22	vs. WPG	4-4 T	25-17-6	56
49 Jan. 23	vs. PIT	3-4 L	25-18-6	56
50 Jan. 26	vs. DET	1-9 L	25-19-6	56
51 Jan. 28	at LAK	2-1 W	26-19-6	58
52 Jan. 30	at SJS	5-4 W	27-19-6	60
53 Feb. 2	at WSH	6-4 W	28-19-6	62
54 Feb. 3	at NJD	5-4 W	29-19-6	64
55 Feb. 10	vs. SJS	13-1 W	30-19-6	66
56 Feb. 12	vs. QUE	4-4 T	30-19-7	67
57 Feb. 13	vs. HFD	4-3 W	31-19-7	69
58 Feb. 16	vs. PHI	4-4 T	31-19-8	70
59 Feb. 17	at TOR	2-4 L	31-20-8	70
60 Feb. 19	at DET	3-3 T	31-20-9	71
61 Feb. 21	at CHI	3-4 L	31-21-9	71
62 Feb. 23	at SJS	6-3 W	32-21-9	73
63 Feb. 26	vs. NYR	4-4 T	32-21-10	74
64 Feb. 27	vs. SJS	5-4 W	33-21-10	76
65 Mar. 2	at LAK	2-6 L	33-22-10	76
66 Mar. 4	at STL	1-2 L	33-23-10	76
67 Mar. 6	at TBL	4-7 L	33-24-10	76
68 Mar. 11	vs. DET	6-3 W	34-24-10	78
69 Mar. 13	vs. NJD	4-3 W	35-24-10	80
70 Mar. 14	vs. VAN	3-2 W	36-24-10	82
71 Mar. 16	vs. CHI	0-1 L	36-25-10	82
72 Mar. 21	at WPG	2-4 L	36-26-10	82
73 Mar. 24	vs. STL	2-4 L	36-27-10	82
74 Mar. 26	at VAN	3-1 W	37-27-10	84
75 Mar. 28	vs. TOR	0-4 L	37-28-10	84
76 Mar. 30	vs. WPG	4-5 L	37-29-10	84
77 Apr. 1	vs. MNS	5-3 W	38-29-10	86
78 Apr. 3	at SJS	3-2 W(OT)	39-29-10	88
79 Apr. 4	at SJS	4-3 W	40-29-10	90
80 Apr. 6	at LAK	3-3 T	40-29-11	91
81 Apr. 9	vs. VAN	8-1 W	41-29-11	93
82 Apr. 11	vs. VAN	3-6 L	41-30-11	93
83 Apr. 13	at EDM	4-2 W	42-30-11	95
84 Apr. 15	vs. SJS	7-3 W	43-30-11	97

1991-92

DATE	OPP.	RESULT	RECORD	PTS
1 Oct. 4	vs. EDM	9-2 W	1-0-0	2
2 Oct. 6	at WPG	3-5 L	1-1-0	2
3 Oct. 8	at SJS	3-4 L	1-2-0	2
4 Oct. 10	at LAK	1-1 W	2-2-0	4
5 Oct. 12	at EDM	7-3 L	2-3-0	4
6 Oct. 15	vs. MNS	6-3 W	3-3-0	6
7 Oct. 17	vs. TOR	6-4 W	4-3-0	8
8 Oct. 19	at VAN	2-5 L	4-4-0	8
9 Oct. 22	at MNS	4-2 W	5-4-0	10
10 Oct. 24	at CHI	5-2 W	6-4-0	12
11 Oct. 26	at STL	2-2 T	6-4-1	13
12 Oct. 30	vs. NJD	2-5 L	6-5-1	13
13 Nov. 1	at WPG	7-6 W(OT)	7-5-1	15
14 Nov. 4	at NYR	0-4 L	7-6-1	15
15 Nov. 6	at HFD	3-2 W	8-6-1	17
16 Nov. 7	at BOS	4-4 T	8-6-2	18
17 Nov. 9	at TOR	6-1 W	9-6-2	20
18 Nov. 12	vs. DET	4-5 L(OT)	9-7-2	20
19 Nov. 14	vs. VAN	2-2 T	9-7-3	21
20 Nov. 16	vs. BUF	4-5 L	9-8-3	21
21 Nov. 21	vs. VAN	3-2 W	10-8-3	23
22 Nov. 22	at VAN	5-6 L(OT)	10-9-3	23
23 Nov. 25	vs. WPG	3-3 T	10-9-4	24
24 Nov. 28	vs. LAK	5-3 W	11-9-4	26
25 Nov. 30	vs. SJS	1-2 L	11-10-4	26
26 Dec. 3	at DET	2-5 L	11-11-4	26
27 Dec. 5	at NJD	3-6 L	11-12-4	26
28 Dec. 7	at MTL	1-5 L	11-13-4	26
29 Dec. 8	at BUF	4-2 W	12-13-4	28
30 Dec. 10	at WSH	1-4 L	12-14-4	28
31 Dec. 14	vs. DET	3-4 L(OT)	12-15-4	28
32 Dec. 17	vs. WPG	7-4 W	13-15-4	30
33 Dec. 19	vs. QUE	5-5 T	13-15-5	31
34 Dec. 21	at WPG	2-7 L	13-16-5	31
35 Dec. 23	at EDM	3-5 L	13-17-5	31
36 Dec. 28	vs. PHI	5-1 W	14-17-5	33
37 Dec. 29	vs. LAK	6-2 W	15-17-5	35
38 Dec. 31	vs. STL	3-2 W(OT)	16-17-5	37
39 Jan. 4	vs. MTL	2-3 L	17-17-5	37
40 Jan. 5	at EDM	3-2 W	17-18-5	39
41 Jan. 8	vs. SJS	10-3 W	18-18-5	41
42 Jan. 10	vs. PIT	7-5 W	19-18-5	43
43 Jan. 13	at MTL	2-2 T	19-18-6	44
44 Jan. 14	at QUE	5-3 W	20-18-6	45
45 Jan. 16	at NYR	4-6 L	20-19-6	45
46 Jan. 22	vs. NYR	4-4 T	20-19-7	46
47 Jan. 24	at SJS	3-2 W	21-19-7	48
48 Jan. 25	at LAK	3-4 L	21-20-7	48
49 Jan. 27	vs. CHI	3-4 L(OT)	21-21-7	48
50 Jan. 30	at BOS	1-3 L	21-22-7	49
51 Feb. 1	at WSH	2-5 L	21-23-7	49
52 Feb. 2	at NYI	3-6 L	21-24-7	49
53 Feb. 5	vs. QUE	5-3 W	22-24-7	51
54 Feb. 7	at WPG	1-4 L	22-25-7	51
55 Feb. 11	vs. NYI	1-3 L	22-26-7	51
56 Feb. 13	vs. WSH	4-4 T	22-26-8	52
57 Feb. 15	at STL	2-7 L	22-27-8	52
58 Feb. 16	at CHI	5-5 T	22-27-9	53
59 Feb. 19	vs. BOS	6-4 W	23-28-9	55
60 Feb. 21	vs. LAK	9-7 W	24-27-9	57

1990-91

DATE	OPP.	RESULT	RECORD	PTS
1 Oct. 4	vs. VAN	3-2W(OT)	1-0-0	2
2 Oct. 6	vs. TOR	4-1 W	2-0-0	4
3 Oct. 8	at WPG	4-3 W	3-0-0	6
4 Oct. 10	at DET	5-6 L(OT)	3-1-0	6
5 Oct. 13	at NJD	3-5 L	3-2-0	6
6 Oct. 14	at CHI	3-1 W	4-2-0	8
7 Oct. 18	vs. STL	3-4 L	4-3-0	8
8 Oct. 20	vs. BOS	8-1 W	5-3-0	10
9 Oct. 21	at EDM	2-1 W	6-3-0	12
10 Oct. 23	at LAK	4-6 L	6-4-0	12
11 Oct. 25	vs. EDM	4-2 W	7-4-0	14
12 Oct. 27	vs. WSH	9-4 W	8-4-0	16
13 Oct. 30	vs. NJD	6-3 W	9-4-0	18
14 Nov. 1	vs. WPG	2-1 W	10-4-0	20
15 Nov. 3	at TOR	7-3 W	11-4-0	22
16 Nov. 4	at BUF	1-2 L	11-5-0	22
17 Nov. 6	at PIT	5-6 L	11-6-0	22
18 Nov. 8	at PHI	8-2 W	12-6-0	24
19 Nov. 10	at NYI	1-5 L	12-7-0	24
20 Nov. 11	at NYR	4-4 T	12-7-1	25
21 Nov. 15	vs. NYI	3-4 L(OT)	12-8-1	25
22 Nov. 17	vs. BUF	3-3 T	12-8-2	26
23 Nov. 19	at VAN	6-4 W	13-8-2	28
24 Nov. 22	vs. LAK	6-3 W	14-8-2	30
25 Nov. 24	vs. CHI	3-5 L	14-9-2	30
26 Nov. 28	at WPG	2-2 T	14-9-3	31
27 Dec. 1	at MTL	5-3 W	15-9-3	33
28 Dec. 2	at QUE	5-5 T	15-9-4	34
29 Dec. 5	vs. NYR	4-1 W	16-9-4	36
30 Dec. 7	vs. QUE	3-5 L	16-10-4	36
31 Dec. 9	at EDM	3-2 W	17-10-4	38
32 Dec. 11	at MNS	5-4 W	18-10-4	40
33 Dec. 13	at WPG	4-1 W	19-10-4	42
34 Dec. 16	at VAN	5-2 W	20-10-4	44
35 Dec. 18	vs. VAN	2-3 L	20-11-4	44
36 Dec. 20	vs. LAK	3-4 L(OT)	20-12-4	44
37 Dec. 22	vs. EDM	2-6 L	20-13-4	44
38 Dec. 27	at EDM	1-4 L	20-14-4	44
39 Dec. 29	vs. HFD	8-2 W	21-14-4	46
40 Dec. 31	vs. MTL	7-2 W	22-14-4	48
41 Jan. 2	at WPG	3-3 T	22-14-5	49
42 Jan. 5	vs. DET	7-0 W	23-14-5	51
43 Jan. 8	at TOR	5-3 W	24-14-5	53
44 Jan. 10	at PIT	1-5 L	24-15-5	53
45 Jan. 11	at WSH	2-4 L	24-16-5	53
46 Jan. 13	at WPG	3-4 L	24-17-5	53
47 Jan. 15	vs. WPG	7-5 W	25-17-5	55
48 Jan. 22	at PHI	3-4 L	25-18-5	55
49 Jan. 23	at HFD	4-5 L	25-19-5	55
50 Jan. 26	at BOS	2-5 L	25-20-5	55
51 Jan. 27	at BUF	5-4 W	26-20-5	57
52 Jan. 30	vs. NYR	5-1 W	27-20-5	59
53 Feb. 2	vs. CHI	3-1 W	28-20-5	61
54 Feb. 5	at NJD	1-2 L	28-21-5	61
55 Feb. 7	at BOS	4-1 W	29-21-5	63
56 Feb. 9	at HFD	5-2 W	30-21-5	65
57 Feb. 12	at LAK	4-4 T	30-21-6	66
58 Feb. 15	vs. WSH	8-2 W	31-21-6	68
59 Feb. 17	vs. STL	7-4 W	32-21-6	70
60 Feb. 19	vs. DET	4-4 T	32-21-7	71
61 Feb. 21	vs. VAN	6-4 W	33-21-7	73
62 Feb. 23	vs. QUE	10-8 W	34-21-7	75
63 Feb. 25	at VAN	2-4 L	34-22-7	75
64 Feb. 27	vs. EDM	4-2 W	35-22-7	77
65 Mar. 1	vs. PIT	6-2 W	36-22-7	79
66 Mar. 2	vs. MNS	5-1 W	37-22-7	81
67 Mar. 4	vs. MTL	3-2 W(OT)	38-22-7	83
68 Mar. 7	vs. PHI	4-2 W	39-22-7	85
69 Mar. 9	at STL	8-4 W	40-22-7	87
70 Mar. 10	at MNS	3-7 L	40-23-7	87
71 Mar. 12	vs. WPG	5-3 W	41-23-7	89
72 Mar. 14	vs. NYI	4-2 W	42-23-7	91
73 Mar. 16	vs. LAK	3-4 L	42-24-7	91
74 Mar. 18	vs. WPG	4-3 W(OT)	43-24-7	93
75 Mar. 20	at VAN	3-2 W	44-24-7	95
76 Mar. 23	at LAK	4-8 L	44-25-7	95
77 Mar. 26	vs. VAN	7-2 W	45-25-7	97
78 Mar. 28	vs. EDM	4-4 T	45-25-8	98
79 Mar. 29	at EDM	5-6 L(OT)	45-26-8	98
80 Mar. 31	vs. LAK	5-3 W	46-26-8	100

1989-90

DATE	OPP.	RESULT	RECORD	PTS
1 Oct. 5	vs. DET	10-7 W	1-0-0	2
2 Oct. 7	vs. NYI	6-3 W	2-0-0	4
3 Oct. 10	at NJD	4-2 W	3-0-0	6
4 Oct. 11	at NYR	4-5 L	3-1-0	6
5 Oct. 14	at WSH	4-4 T	3-1-1	7
6 Oct. 15	at PHI	3-2 W	4-1-1	9
7 Oct. 17	at QUE	8-8 T	4-1-2	10
8 Oct. 18	at MTL	1-2 L	4-2-2	10
9 Oct. 21	vs. BOS	5-2 W	5-2-2	12
10 Oct. 23	vs. WSH	3-3 T	5-2-3	13
11 Oct. 25	at LAK	5-0 W	6-2-3	15
12 Oct. 27	vs. VAN	5-5 T	6-2-4	16
13 Oct. 28	at VAN	3-4 L	6-3-4	16
14 Nov. 1	vs. WPG	5-3 W	7-3-4	18
15 Nov. 3	at EDM	2-5 L	7-4-4	18
16 Nov. 4	vs. NJD	7-3 W	8-4-4	20
17 Nov. 6	vs. EDM	5-1 W	9-4-4	22
18 Nov. 8	at LAK	5-4 W	10-4-4	24
19 Nov. 11	at MNS	2-3 L(OT)	10-5-4	24
20 Nov. 12	at WPG	2-3 L	10-6-4	24
21 Nov. 14	vs. LAK	6-8 L	10-7-4	24
22 Nov. 16	vs. BUF	4-4 T	10-7-5	25
23 Nov. 18	vs. CHI	4-4 T	10-7-6	26
24 Nov. 20	at MTL	2-3 L	10-8-6	26
25 Nov. 21	at QUE	4-4 T	10-8-7	27
26 Nov. 24	at DET	2-3 L	10-9-7	27
27 Nov. 25	at STL	3-7 L	10-9-8	28
28 Nov. 30	vs. MNS	5-2 W	11-9-8	30
29 Dec. 2	vs. TOR	7-4 W	12-9-8	32
30 Dec. 6	vs. WPG	3-4 L	12-10-8	32
31 Dec. 10	at WPG	1-4 L	12-11-8	32
32 Dec. 11	at EDM	3-3 T	12-11-9	33
33 Dec. 14	vs. QUE	8-2 W	13-11-9	35
34 Dec. 16	vs. PIT	4-3 W	14-11-9	37
35 Dec. 19	at VAN	2-1 W	15-11-9	39
36 Dec. 20	vs. VAN	2-1 W(OT)	16-11-9	41
37 Dec. 23	at EDM	1-2 L	16-12-9	41
38 Dec. 27	at LAK	5-5 T	16-12-10	42
39 Dec. 29	vs. WPG	1-2 L(OT)	16-13-10	42
40 Dec. 30	vs. MTL	5-3 W	17-13-10	44
41 Jan. 2	vs. PHI	4-4 T	17-13-11	45
42 Jan. 5	vs. HFD	6-4 W	18-13-11	47
43 Jan. 7	at EDM	3-1 W	19-13-11	49
44 Jan. 9	vs. EDM	2-3 L(OT)	19-14-11	49
45 Jan. 11	vs. BUF	5-3 W	20-14-11	51
46 Jan. 13	at TOR	5-6 L	20-15-11	51
47 Jan. 14	at CHI	6-5 W	21-15-11	53
48 Jan. 16	at STL	5-2 W	22-15-11	55
49 Jan. 18	at BOS	2-2 T	22-15-12	56
50 Jan. 19	at HFD	3-3 T	22-15-13	57
51 Jan. 25	vs. NYR	8-5 W	23-15-13	59
52 Jan. 27	vs. MNS	3-1 W	24-15-13	61
53 Jan. 30	at VAN	7-2 W	25-15-13	63
54 Feb. 1	vs. VAN	4-3 W(OT)	26-15-13	65
55 Feb. 3	at LAK	3-4 L	26-16-13	65
56 Feb. 6	vs. LAK	3-5 L	26-17-13	65
57 Feb. 10	at DET	5-7 L	26-18-13	65
58 Feb. 11	at NYR	5-2 W	27-18-13	67
59 Feb. 13	at NYI	4-2 W	28-18-13	69
60 Feb. 15	at CHI	4-1 W	29-18-13	71
61 Feb. 18	at WPG	1-5 L	29-19-13	71
62 Feb. 20	vs. BOS	3-5 L	29-20-13	71
63 Feb. 22	vs. TOR	12-2 W	30-20-13	73
64 Feb. 25	vs. EDM	10-4 W	31-20-13	75
65 Mar. 1	vs. PHI	2-4 L	31-21-13	75
66 Mar. 3	vs. VAN	5-1 W	32-21-13	77
67 Mar. 5	vs. LAK	5-0 W	33-21-13	79
68 Mar. 7	vs. PIT	6-3 W	34-21-13	81
69 Mar. 9	at VAN	4-4 T	34-21-14	82
70 Mar. 11	at WPG	6-4 W	35-21-14	84
71 Mar. 12	vs. WPG	5-4 W(OT)	36-21-14	86
72 Mar. 15	vs. HFD	5-4 W	37-21-14	88
73 Mar. 17	vs. NJD	5-4 W	38-21-14	90
74 Mar. 19	vs. STL	5-2 W	39-21-14	92
75 Mar. 21	at BUF	4-5 L	39-22-14	92
76 Mar. 24	at PIT	3-3 T	39-22-15	93
77 Mar. 25	at WSH	1-4 L	39-23-15	93
78 Mar. 27	at NYI	4-2 W	40-23-15	95
79 Mar. 30	vs. EDM	6-2 W	41-23-15	97
80 Apr. 1	vs. LAK	8-4 W	42-23-15	99

1988-89

DATE	OPP.	RESULT	RECORD	PTS
1 Oct. 6	vs. NYI	4-4 T	0-0-1	1
2 Oct. 8	at LAK	5-6 L(OT)	0-1-1	1
3 Oct. 10	vs. DET	5-2 W	1-1-1	3
4 Oct. 14	vs. EDM	6-1 W	2-1-1	5
5 Oct. 17	vs. LAK	11-4 W	3-1-1	7
6 Oct. 19	vs. MNS	2-1 W	4-1-1	9
7 Oct. 22	at TOR	3-3 T	4-1-2	10
8 Oct. 23	at PHI	5-6 W(OT)	5-1-2	12
9 Oct. 25	at PIT	1-4 L	5-2-3	12
10 Oct. 28	vs. WSH	2-2 T	5-2-3	13
11 Oct. 30	at VAN	1-2 L	5-3-3	13
12 Oct. 31	vs. CHI	6-3 W	6-3-3	15
13 Nov. 3	vs. STL	6-1 W	7-3-3	17
14 Nov. 5	vs. BUF	9-0 W	8-3-3	19
15 Nov. 7	vs. HFD	6-3 W	9-3-3	21
16 Nov. 9	at BUF	2-3 L	9-4-3	21
17 Nov. 10	at PHI	3-2 W(OT)	10-4-3	23
18 Nov. 12	at BOS	2-1 W	11-4-3	25
19 Nov. 15	at NYI	5-1 W	12-4-3	27
20 Nov. 17	at NJD	5-3 W	13-4-3	29
21 Nov. 19	at HFD	5-2 W	14-4-3	31
22 Nov. 23	vs. NJD	3-2 W	15-4-3	33
23 Nov. 26	vs. LAK	4-1 W	16-4-3	35
24 Nov. 29	vs. VAN	3-3 T	16-4-4	36
25 Dec. 1	vs. NYR	6-3 W	17-4-4	38
26 Dec. 2	at EDM	7-4 W	18-4-4	40
27 Dec. 4	at WPG	6-3 W	19-4-4	42
28 Dec. 6	vs. QUE	3-2 W	20-4-4	44
29 Dec. 8	vs. EDM	5-3 W	21-4-4	46
30 Dec. 10	at HFD	1-4 L	21-5-4	46
31 Dec. 12	at TOR	4-4 T	21-5-5	47
32 Dec. 15	vs. VAN	2-0 W	22-5-5	49
33 Dec. 16	at VAN	5-3 W	23-5-5	51
34 Dec. 20	at LAK	3-7 L	23-6-5	51
35 Dec. 23	at EDM	1-4 L	23-7-5	51
36 Dec. 26	at VAN	3-2 W(OT)	24-7-5	53
37 Dec. 29	vs. MTL	3-4 L	24-8-5	53
38 Dec. 31	vs. QUE	4-4 T	24-8-6	54
39 Jan. 3	vs. WPG	5-1 W	25-8-6	56
40 Jan. 5	vs. LAK	8-6 W	26-8-6	58
41 Jan. 7	vs. EDM	7-2 W	27-8-6	60
42 Jan. 8	at EDM	0-6 L	27-9-6	60
43 Jan. 11	vs. WPG	8-3 W	28-9-6	62
44 Jan. 14	at MNS	1-3 T	28-9-7	63
45 Jan. 15	at BUF	2-3 L	28-10-7	63
46 Jan. 17	at DET	7-1 W	29-10-7	65
47 Jan. 19	at BOS	7-2 W	30-10-7	67
48 Jan. 21	at QUE	3-4 L	30-11-7	67
49 Jan. 23	at MTL	3-1 W	31-11-7	69
50 Jan. 26	vs. NYR	5-3 W	32-11-7	71
51 Jan. 28	vs. CHI	5-4 W(OT)	33-11-7	73
52 Jan. 29	at VAN	4-4 T	33-11-8	74
53 Jan. 31	at LAK	8-5 W	34-11-8	76
54 Feb. 2	vs. DET	3-2 W(OT)	35-11-8	78
55 Feb. 4	vs. VAN	5-2 W	36-11-8	80
56 Feb. 5	vs. VAN	5-3 W	37-11-8	82
57 Feb. 9	vs. STL	5-4 W	38-11-8	84
58 Feb. 11	at WSH	2-1 W	39-11-8	86
59 Feb. 12	at PIT	4-2 W	40-11-8	88
60 Feb. 15	at WPG	6-1 W	41-11-8	90
61 Feb. 18	vs. BOS	3-4 L	41-12-8	90
62 Feb. 20	vs. WSH	6-2 W	42-12-8	92
63 Feb. 22	vs. TOR	3-4 L(OT)	42-13-8	92
64 Feb. 24	vs. STL	4-3 W	43-13-8	94
65 Feb. 26	at WPG	0-1 L	43-14-8	94
66 Feb. 27	vs. PHI	6-3 W	44-14-8	96
67 Mar. 1	vs. MTL	2-3 L	44-15-8	96
68 Mar. 7	vs. WPG	9-5 W	45-15-8	98
69 Mar. 9				

1987-88

DATE	OPP.	RESULT	RECORD	PTS
1 Oct. 8	vs. DET	5-1 W	1-0-0	2
2 Oct. 10	vs. WPG	1-3 L	1-1-0	2
3 Oct. 12	at WPG	2-3 L	1-2-0	2
4 Oct. 14	at EDM	5-4 W	2-2-0	4
5 Oct. 16	vs. EDM	2-5 L	2-3-0	4
6 Oct. 18	vs. BOS	5-6 L(OT)	2-4-0	4
7 Oct. 20	at NYI	4-5 L	2-5-0	4
8 Oct. 21	at NYR	5-4 W	3-5-0	6
9 Oct. 24	at QUE	7-5 W	4-5-0	8
10 Oct. 26	at MTL	5-3 W	5-5-0	10
11 Oct. 30	at VAN	3-3 T	5-5-1	11
12 Nov. 3	vs. NYR	5-3 W	6-5-1	13
13 Nov. 5	vs. EDM	4-4 T	6-5-2	14
14 Nov. 8	vs. BUF	3-6 L	6-6-2	14
15 Nov. 10	at WPG	3-4 L	6-7-2	14
16 Nov. 11	at MNS	4-3 W	7-7-2	16
17 Nov. 13	vs. LAK	10-7 W	8-7-2	18
18 Nov. 15	vs. VAN	8-4 W	9-7-2	20
19 Nov. 17	vs. BOS	3-6 L	9-8-2	20
20 Nov. 19	vs. QUE	9-1 W	10-8-2	22
21 Nov. 21	vs. PIT	4-4 T	10-8-3	23
22 Nov. 23	vs. NJD	9-2 W	11-8-3	25
23 Nov. 25	at VAN	4-2 W	12-8-3	27
24 Nov. 28	at LAK	8-4 W	13-8-3	29
25 Nov. 30	vs. CHI	4-0 W	14-8-3	31
26 Dec. 3	vs. TOR	5-3 W	15-8-3	33
27 Dec. 5	vs. MNS	4-4 T	15-8-4	34
28 Dec. 8	at WSH	5-4 W	16-8-4	36
29 Dec. 9	at PIT	2-5 L	16-9-4	36
30 Dec. 11	at NJD	5-1 W	17-9-4	38
31 Dec. 13	at BUF	7-1 W	18-9-4	40
32 Dec. 16	vs. WPG	5-4 W	19-9-4	42
33 Dec. 19	at LAK	4-1 W	20-9-4	44
34 Dec. 20	vs. LAK	3-6 L	20-10-4	44
35 Dec. 22	vs. HFD	6-5 W(OT)	21-10-4	46
36 Dec. 26	vs. EDM	4-5 L	21-11-4	46
37 Dec. 28	vs. MTL	9-3 W	22-11-4	48
38 Dec. 31	vs. PHI	5-4 W	23-11-4	50
39 Jan. 2	at STL	3-5 L	23-11-4	50
40 Jan. 3	at CHI	5-3 W	24-12-4	52
41 Jan. 6	vs. WPG	6-1 W	25-12-4	54
42 Jan. 8	vs. NYI	7-4 W	26-12-4	56
43 Jan. 10	vs. WSH	8-2 W	27-12-4	58
44 Jan. 13	at EDM	3-5 L	27-13-4	58
45 Jan. 15	at VAN	4-4 T	27-13-5	59
46 Jan. 19	vs. VAN	7-5 W	28-13-5	61
47 Jan. 21	vs. LAK	4-5 L(OT)	28-14-5	61
48 Jan. 23	at DET	4-4 T	28-14-6	62
49 Jan. 25	at TOR	11-3 W	29-14-6	64
50 Jan. 27	vs. HFD	5-1 W	30-14-6	66
51 Jan. 29	at EDM	5-4 W	31-14-6	68
52 Jan. 30	vs. VAN	4-3 W	32-14-6	70
53 Feb. 1	vs. NJD	4-5 L	32-15-6	70
54 Feb. 3	at WPG	0-9 L	32-16-6	70
55 Feb. 5	at DET	1-5 L	32-17-6	70
56 Feb. 7	at LAK	5-2 W	33-17-6	72
57 Feb. 12	at PHI	3-2 W	34-17-6	74
58 Feb. 14	at WSH	4-5 L(OT)	34-18-6	74
59 Feb. 16	at NYI	3-9 L	34-19-6	74
60 Feb. 17	at NYR	3-5 L	34-20-6	74
61 Feb. 20	at STL	6-3 W	35-20-6	76
62 Feb. 21	at CHI	3-3 T	35-20-7	77
63 Feb. 26	at VAN	5-3 W	36-20-7	79
64 Feb. 28	at EDM	3-2 W	37-20-7	81
65 Mar. 3	vs. PHI	6-3 W	38-20-7	83
66 Mar. 5	vs. EDM	7-4 W	39-20-7	85
67 Mar. 7	vs. PIT	4-5 L	39-21-7	85
68 Mar. 9	at WPG	6-6 T	39-21-8	86
69 Mar. 10	vs. WPG	5-3 W	40-21-8	88
70 Mar. 12	vs. BUF	10-4 W	41-21-8	90
71 Mar. 15	at HFD	8-6 W	42-21-8	92
72 Mar. 17	at BOS	7-5 W	43-21-8	94
73 Mar. 19	at QUE	5-4 W(OT)	44-21-8	96
74 Mar. 21	at MTL	3-3 T	44-21-9	97
75 Mar. 24	vs. TOR	7-1 W	45-21-9	99
76 Mar. 26	vs. VAN	6-1 W	46-21-9	101
77 Mar. 28	vs. STL	7-2 W	47-21-9	103
78 Mar. 30	at LAK	7-9 L	47-22-9	103
79 Apr. 1	vs. LAK	3-6 L	47-23-9	103
80 Apr. 3	vs. MNS	4-1 W	48-23-9	105

1986-87

DATE	OPP.	RESULT	RECORD	PTS
1 Oct. 9	at BOS	5-3 W	1-0-0	2
2 Oct. 11	at HFD	5-6 L	1-1-0	2
3 Oct. 12	at BUF	4-2 W	2-1-0	4
4 Oct. 16	vs. QUE	2-4 L	2-2-0	4
5 Oct. 18	vs. DET	3-5 L	2-3-0	4
6 Oct. 22	vs. EDM	6-3 W	3-3-0	6
7 Oct. 24	at WPG	2-5 L	3-4-0	6
8 Oct. 26	vs. BOS	0-6 L	3-5-0	6
9 Oct. 28	at MNS	4-7 L	3-6-0	6
10 Oct. 29	at WPG	2-6 L	3-7-0	6
11 Nov. 1	vs. WSH	4-1 W	4-7-0	8
12 Nov. 3	vs. LAK	4-2 W	5-7-0	10
13 Nov. 5	at EDM	3-1 W	6-7-0	12
14 Nov. 7	vs. EDM	6-4 W	7-7-0	14
15 Nov. 9	vs. MTL	3-0 W	8-7-0	16
16 Nov. 11	vs. VAN	5-3 W	9-7-0	18
17 Nov. 13	vs. HFD	4-3 W	10-7-0	20
18 Nov. 15	at LAK	1-4 L	10-8-0	20
19 Nov. 18	at VAN	0-5 L	10-9-0	20
20 Nov. 20	vs. PIT	2-5 L	10-10-0	20
21 Nov. 22	vs. NYR	8-5 W	11-10-0	22
22 Nov. 24	vs. EDM	6-5 W	12-10-0	24
23 Nov. 27	vs. WPG	3-4 L	12-11-0	24
24 Nov. 29	vs. CHI	5-4 W	13-11-0	26
25 Dec. 2	vs. NYI	3-3 T	13-11-1	27
26 Dec. 4	vs. CHI	4-1 W	14-11-1	29
27 Dec. 6	at QUE	3-2 W	15-11-1	31
28 Dec. 8	at MTL	3-5 L	15-12-1	31
29 Dec. 10	at PIT	6-4 W	16-12-1	33
30 Dec. 11	at PHI	3-5 L	16-13-1	33
31 Dec. 13	at LAK	6-3 W	17-13-1	35
32 Dec. 16	vs. DET	8-3 W	18-13-1	37
33 Dec. 18	vs. QUE	6-2 W	19-13-1	39
34 Dec. 20	at VAN	5-3 W	20-13-1	41
35 Dec. 22	vs. LAK	3-5 L	20-14-1	41
36 Dec. 28	at BUF	4-1 W	21-14-1	43
37 Dec. 30	at NJD	4-3 W	22-14-1	45
38 Dec. 31	at DET	4-6 L	22-15-1	45
39 Jan. 3	at STL	4-7 L	22-16-1	45
40 Jan. 4	at CHI	4-1 W	23-16-1	47
41 Jan. 8	vs. LAK	5-4 W	24-16-1	49
42 Jan. 10	vs. STL	5-2 W	25-16-1	51
43 Jan. 11	at EDM	3-5 L	25-17-1	51
44 Jan. 14	vs. NYR	5-8 L	25-18-1	51
45 Jan. 16	at VAN	5-9 L	25-19-1	51
46 Jan. 17	vs. VAN	3-4 L	25-20-1	51
47 Jan. 20	at NYI	3-1 W	26-20-1	53
48 Jan. 22	at NJD	5-7 L	26-21-1	53
49 Jan. 24	at BOS	3-5 L	26-22-1	53
50 Jan. 26	at TOR	6-5 W(OT)	27-22-1	55
51 Jan. 29	vs. MNS	3-3 T	27-22-2	56
52 Jan. 31	vs. NJD	5-3 W	28-22-2	58
53 Feb. 1	vs. VAN	2-4 L	28-23-2	58
54 Feb. 5	vs. STL	1-2 L	28-24-2	58
55 Feb. 7	vs. NYI	4-1 W	29-24-2	60
56 Feb. 8	at VAN	3-2 W	30-24-2	62
57 Feb. 14	at MNS	3-2 W	31-24-2	64
58 Feb. 16	at PHI	5-0 W	32-24-2	66
59 Feb. 17	at PIT	3-1 W	33-24-2	68
60 Feb. 20	vs. TOR	7-2 W	34-24-2	70
61 Feb. 22	vs. WSH	2-5 L	34-25-2	70
62 Feb. 24	vs. VAN	2-0 W	35-25-2	72
63 Feb. 26	vs. PHI	4-3 W	36-25-2	74
64 Feb. 28	vs. WPG	5-3 W	37-25-2	76
65 Mar. 1	at WPG	3-6 L	37-26-2	76
66 Mar. 3	vs. MTL	2-4 L	37-27-2	76
67 Mar. 5	vs. LAK	7-2 W	38-27-2	78
68 Mar. 8	at NYR	7-4 W	39-27-2	80
69 Mar. 10	at WSH	6-3 W	40-27-2	82
70 Mar. 11	at HFD	6-1 W	41-27-2	84
71 Mar. 14	at TOR	4-6 L	41-28-2	84
72 Mar. 17	vs. BUF	6-2 W	42-28-2	86
73 Mar. 19	vs. EDM	5-4 W	43-28-2	88
74 Mar. 20	at EDM	6-3 W	44-28-2	90
75 Mar. 25	at WPG	1-10 L	44-29-2	90
76 Mar. 26	vs. WPG	3-1 W	45-29-2	92
77 Mar. 28	at LAK	4-3 W	46-29-2	94
78 Mar. 30	at LAK	4-5 L	46-30-2	94
79 Apr. 2	at EDM	4-4 T	46-30-3	95
80 Apr. 5	vs. WPG	1-3 L	46-31-3	95

1985-86

DATE	OPP.	RESULT	RECORD	PTS
1 Oct. 11	vs. WPG	8-3 W	1-0-0	2
2 Oct. 13	at LAK	9-2 W	2-0-0	4
3 Oct. 16	vs. STL	1-2 L	2-1-0	4
4 Oct. 19	at WPG	3-6 L	2-2-0	4
5 Oct. 20	vs. BOS	5-8 L	2-3-0	4
6 Oct. 23	vs. WSH	4-2 W	3-3-0	6
7 Oct. 25	at EDM	3-5 L	3-4-0	6
8 Oct. 26	vs. DET	7-4 W	4-4-0	8
9 Oct. 28	vs. EDM	4-4 L	4-5-0	8
10 Oct. 30	vs. BUF	4-2 W	5-5-0	10
11 Nov. 2	vs. TOR	4-2 W	6-5-0	12
12 Nov. 5	at NYI	4-4 T	6-5-1	13
13 Nov. 6	at NJD	5-2 W	7-5-1	15
14 Nov. 9	at WSH	5-4 W	8-5-1	17
15 Nov. 10	at BUF	1-5 L	8-6-1	17
16 Nov. 13	vs. WPG	3-3 T	8-6-2	18
17 Nov. 16	vs. NJD	7-2 W	9-6-2	20
18 Nov. 17	at WPG	5-4 W	10-6-2	22
19 Nov. 19	vs. MNS	3-3 T	10-6-3	23
20 Nov. 23	at MTL	3-4 L	10-7-3	23
21 Nov. 26	at QUE	3-1 W	11-7-3	25
22 Nov. 27	at NYR	5-2 W	12-7-3	27
23 Nov. 30	vs. NYI	4-3 W	13-7-3	29
24 Dec. 1	at EDM	3-5 L	13-8-3	29
25 Dec. 4	vs. HFD	8-8 W	14-8-3	31
26 Dec. 6	vs. CHI	5-2 W	15-8-3	33
27 Dec. 10	vs. LAK	6-5 W	16-8-3	35
28 Dec. 12	vs. LAK	5-0 W	17-8-3	37
29 Dec. 14	at VAN	3-4 L	17-9-3	37
30 Dec. 17	at PIT	3-4 L	17-10-3	37
31 Dec. 18	at HFD	3-4 L	17-11-3	37
32 Dec. 20	at STL	2-5 L	17-12-3	37
33 Dec. 22	at CHI	4-5 L(OT)	17-13-3	37
34 Dec. 28	vs. PHI	5-6 L	17-14-3	37
35 Dec. 31	at MNS	3-6 L	17-15-3	37
36 Jan. 2	vs. EDM	3-4 L	17-16-3	37
37 Jan. 4	vs. MTL	5-6 L	17-17-3	37
38 Jan. 5	at EDM	3-6 L	17-18-3	37
39 Jan. 7	vs. HFD	1-9 L	17-19-3	37
40 Jan. 9	vs. VAN	5-4 W(OT)	18-19-3	39
41 Jan. 12	at PHI	0-3 L	18-20-3	39
42 Jan. 14	at WSH	4-3 W	19-20-3	41
43 Jan. 16	at BOS	2-3 L	19-21-3	41
44 Jan. 18	at DET	7-4 W	20-21-3	43
45 Jan. 19	at TOR	9-5 W	21-21-3	45
46 Jan. 22	vs. NJD	6-6 T	21-21-4	46
47 Jan. 25	vs. PIT	5-2 W	22-21-4	48
48 Jan. 27	vs. LAK	6-3 W	23-21-4	50
49 Jan. 29	at VAN	4-4 T	23-21-5	51
50 Jan. 31	at EDM	4-7 L	23-22-5	51
51 Feb. 1	vs. EDM	4-4 T	23-22-6	52
52 Feb. 6	vs. LAK	7-2 W	24-22-6	54
53 Feb. 9	at LAK	7-3 W	25-22-6	56
54 Feb. 12	vs. WPG	4-2 W	26-22-6	58
55 Feb. 14	vs. BUF	3-3 T	26-22-7	59
56 Feb. 16	vs. QUE	3-6 L	26-23-7	59
57 Feb. 18	vs. BOS	7-4 W	27-23-7	61
58 Feb. 20	vs. TOR	6-7 L(OT)	27-24-7	61
59 Feb. 21	at VAN	4-0 W	28-24-7	63
60 Feb. 23	at CHI	2-6 L	28-25-7	63
61 Feb. 25	at STL	4-1 W	29-25-7	65
62 Feb. 27	vs. PHI	7-4 W	30-25-7	67
63 Mar. 1	vs. VAN	3-2 W	31-25-7	69
64 Mar. 2	at LAK	5-1 W	32-25-7	71
65 Mar. 4	vs. PIT	6-3 W	33-25-7	73
66 Mar. 6	vs. NYR	2-5 L	33-26-7	73
67 Mar. 9	at DET	3-3 T	33-26-8	74
68 Mar. 11	at NYI	4-8 L	33-27-8	74
69 Mar. 12	at NYR	3-2 W	34-27-8	76
70 Mar. 14	at QUE</			

1984-85

DATE	OPP.	RESULT	RECORD	PTS
1 Oct. 11	vs. STL	2-4 L	0-1-0	0
2 Oct. 13	vs. QUE	7-2 W	1-1-0	2
3 Oct. 14	at VAN	7-5 W	2-1-0	4
4 Oct. 17	vs. WPG	7-4 W	3-1-0	6
5 Oct. 19	vs. BOS	8-2 W	4-1-0	8
6 Oct. 21	at EDM	4-6 L	4-2-0	8
7 Oct. 23	vs. HFD	9-4 W	5-2-0	10
8 Oct. 25	vs. WSH	5-3 W	6-2-0	12
9 Oct. 27	at TOR	5-3 W	7-2-0	14
10 Oct. 28	at BUF	2-6 L	7-3-0	14
11 Oct. 31	at WSH	3-4 L(OT)	7-4-0	14
12 Nov. 1	at DET	9-5 W	8-4-0	16
13 Nov. 4	at STL	2-5 L	8-5-0	16
14 Nov. 7	vs. CHI	3-5 L	8-6-0	16
15 Nov. 10	vs. MTL	3-3 T	8-6-1	17
16 Nov. 13	vs. DET	5-4 W(OT)	9-6-1	19
17 Nov. 15	vs. EDM	6-2 W	10-6-1	21
18 Nov. 16	at WPG	6-2 W	11-6-1	23
19 Nov. 19	at LAK	4-5 L	11-7-1	23
20 Nov. 21	vs. VAN	6-4 W	12-7-1	25
21 Nov. 23	vs. STL	1-3 L	12-8-1	25
22 Nov. 25	at VAN	4-2 W	13-8-1	27
23 Nov. 28	vs. NYI	5-2 W	14-8-1	29
24 Dec. 1	at MNS	8-4 W	15-8-1	31
25 Dec. 2	at WPG	6-8 L	15-9-1	31
26 Dec. 5	at NYR	4-4 T	15-9-2	32
27 Dec. 7	at NJD	3-3 T	15-9-3	33
28 Dec. 8	at PIT	4-6 L	15-10-3	33
29 Dec. 12	vs. WPG	9-2 W	16-10-3	35
30 Dec. 15	at LAK	5-6 L	16-11-3	35
31 Dec. 18	vs. LAK	3-6 L	16-12-3	35
32 Dec. 20	vs. VAN	9-1 W	17-12-3	37
33 Dec. 22	at EDM	1-7 L	17-13-3	37
34 Dec. 23	at VAN	5-4 W	18-13-3	39
35 Dec. 26	vs. EDM	5-6 L	18-14-3	39
36 Dec. 28	vs. DET	3-4 L	18-15-3	39
37 Dec. 30	at CHI	5-2 W	19-15-3	41
38 Jan. 1	at WPG	5-3 W	20-15-3	43
39 Jan. 3	vs. PHI	4-3 W	21-15-3	45
40 Jan. 5	vs. MNS	4-4 T	21-15-4	46
41 Jan. 9	vs. LAK	4-4 T	21-15-5	47
42 Jan. 11	at QUE	0-4 L	21-16-5	47
43 Jan. 13	at PHI	1-7 L	21-17-5	47
44 Jan. 15	at HFD	5-2 W	22-17-5	49
45 Jan. 17	at BOS	4-3 W	23-17-5	51
46 Jan. 21	at VAN	3-3 T	23-17-6	52
47 Jan. 23	vs. NJD	6-3 W	24-17-6	54
48 Jan. 25	vs. PIT	6-6 T	24-17-7	55
49 Jan. 26	vs. VAN	6-2 W	25-17-7	57
50 Jan. 28	at EDM	3-4 L	25-18-7	57
51 Jan. 29	vs. EDM	2-4 L	25-19-7	57
52 Jan. 31	vs. NYR	7-2 W	26-19-7	59
53 Feb. 3	at BUF	1-6 L	26-20-7	59
54 Feb. 5	at MTL	4-2 W	27-20-7	61
55 Feb. 6	at HFD	7-4 W	28-20-7	63
56 Feb. 9	vs. BUF	1-6 L	28-21-7	63
57 Feb. 14	vs. WSH	3-4 L	28-22-7	63
58 Feb. 16	vs. WPG	8-4 W	29-22-7	65
59 Feb. 19	at NYI	4-8 L	29-23-7	65
60 Feb. 20	at PIT	3-6 L	29-24-7	65
61 Feb. 23	at NJD	5-1 W	30-24-7	67
62 Feb. 24	at PHI	1-4 L	30-25-7	67
63 Feb. 27	vs. NYI	3-1 W	31-25-7	69
64 Mar. 1	vs. MTL	6-4 W	32-25-7	71
65 Mar. 3	vs. LAK	7-0 W	33-25-7	73
66 Mar. 5	vs. EDM	3-5 L	33-26-7	73
67 Mar. 7	vs. NYR	11-5 W	34-26-7	75
68 Mar. 9	vs. QUE	2-2 T	34-26-8	76
69 Mar. 13	at TOR	5-3 W	35-26-8	78
70 Mar. 16	at BOS	5-3 W	36-26-8	80
71 Mar. 18	at MNS	4-4 T	36-26-9	81
72 Mar. 20	vs. TOR	7-4 W	37-26-9	83
73 Mar. 22	vs. CHI	1-3 L	37-27-9	83
74 Mar. 23	at LAK	4-3 W	38-27-9	85
75 Mar. 27	at LAK	4-2 W	39-27-9	87
76 Mar. 29	vs. LAK	3-0 W	40-27-9	89
77 Mar. 31	at WPG	4-4 T	40-27-10	90
78 Apr. 3	vs. VAN	5-3 W	41-27-10	92
79 Apr. 5	at EDM	5-5 T	41-27-11	93
80 Apr. 7	vs. WPG	4-4 T	41-27-12	94

1983-84

DATE	OPP.	RESULT	RECORD	PTS
1 Oct. 5	at VAN	5-3 W	1-0-0	2
2 Oct. 9	at WPG	1-1 T	1-0-1	3
3 Oct. 12	at MNS	5-7 L	1-1-1	3
4 Oct. 15	vs. EDM	3-4 L	1-2-1	3
5 Oct. 16	at EDM	1-5 L	1-3-1	3
6 Oct. 18	at NYI	4-3 W	2-3-1	5
7 Oct. 19	at NYR	1-3 L	2-4-1	5
8 Oct. 22	at DET	1-4 L	2-5-1	5
9 Oct. 23	at CHI	4-7 L	2-6-1	5
10 Oct. 26	vs. STL	5-4 W	3-6-1	7
11 Oct. 28	vs. WPG	7-1 W	4-6-1	9
12 Oct. 30	vs. VAN	4-3 W(OT)	5-6-1	11
13 Nov. 3	vs. PIT	3-3 T	5-6-2	12
14 Nov. 5	vs. TOR	5-3 W	6-6-2	14
15 Nov. 8	at PIT	4-4 T	6-6-3	15
16 Nov. 9	at NYR	3-4 L	6-7-3	15
17 Nov. 12	at NJD	4-3 W(OT)	7-7-3	17
18 Nov. 13	at BUF	2-11 L	7-8-3	17
19 Nov. 17	vs. BUF	5-4 W	8-8-3	19
20 Nov. 19	vs. BUF	2-5 L	8-9-3	19
21 Nov. 21	vs. LAK	7-4 W	9-9-3	21
22 Nov. 24	vs. WPG	4-4 T	9-9-4	22
23 Nov. 26	at LAK	4-1 W	10-9-4	24
24 Nov. 29	vs. PHI	5-8 L	10-10-4	24
25 Dec. 1	vs. NYI	6-2 W	11-10-4	26
26 Dec. 3	at MTL	2-4 L	11-11-4	26
27 Dec. 6	at QUE	1-8 L	11-12-4	26
28 Dec. 8	at WSH	3-4 L	11-13-4	26
29 Dec. 10	at TOR	3-3 T	11-13-5	27
30 Dec. 14	vs. QUE	4-2 W	12-13-5	29
31 Dec. 16	at VAN	3-5 L	12-14-5	29
32 Dec. 19	vs. WPG	7-6 W	13-14-5	31
33 Dec. 21	at MTL	4-7 L	13-15-5	31
34 Dec. 23	at EDM	5-5 T	13-16-5	32
35 Dec. 26	vs. EDM	3-6 L	13-16-6	32
36 Dec. 28	vs. BOS	3-5 L	13-17-6	32
37 Dec. 30	vs. VAN	5-1 W	14-17-6	34
38 Jan. 1	at WPG	3-3 T	14-17-7	35
39 Jan. 3	vs. EDM	6-9 L	14-18-7	35
40 Jan. 5	vs. MNS	5-4 W	15-18-7	37
41 Jan. 7	at LAK	1-7 L	15-19-7	37
42 Jan. 11	vs. WPG	9-5 W	16-19-7	39
43 Jan. 13	vs. HFD	3-3 T	16-19-8	40
44 Jan. 15	vs. WSH	3-2 W	17-19-8	42
45 Jan. 17	at STL	2-2 T	17-19-9	43
46 Jan. 18	at DET	4-2 W	18-19-9	45
47 Jan. 21	at MTL	3-2 W	19-19-9	47
48 Jan. 25	vs. NJD	2-2 T	19-19-10	48
49 Jan. 27	vs. LAK	2-2 T	19-19-11	49
50 Feb. 2	vs. NYR	8-1 W	20-19-11	51
51 Feb. 3	at EDM	5-10 L	20-20-11	51
52 Feb. 5	vs. VAN	4-2 W	21-20-11	53
53 Feb. 7	at STL	2-1 W	22-20-11	55
54 Feb. 8	at WSH	1-6 L	22-21-11	55
55 Feb. 11	at HFD	6-3 W	23-21-11	57
56 Feb. 12	at CHI	6-4 W	24-21-11	59
57 Feb. 16	vs. PIT	10-3 W	25-21-11	61
58 Feb. 18	vs. BOS	5-5 T	25-21-12	62
59 Feb. 19	at VAN	2-5 L	25-22-12	62
60 Feb. 21	vs. TOR	2-2 T	25-22-13	63
61 Feb. 23	at VAN	3-2 W(OT)	26-22-13	65
62 Feb. 24	at EDM	3-5 L	26-23-13	65
63 Feb. 26	at LAK	5-2 W	27-23-13	67
64 Feb. 28	vs. LAK	9-1 W	28-23-13	69
65 Mar. 1	vs. PHI	5-1 W	29-23-13	71
66 Mar. 3	vs. MTL	1-3 L	29-24-13	71
67 Mar. 6	at QUE	3-4 L	29-25-13	71
68 Mar. 8	at BOS	2-3 L	29-26-13	71
69 Mar. 10	at NYI	5-4 W(OT)	30-26-13	73
70 Mar. 11	at PHI	2-3 L	30-27-13	73
71 Mar. 14	vs. BUF	2-4 L	30-28-13	73
72 Mar. 16	vs. CHI	6-5 W	31-28-13	75
73 Mar. 18	at WPG	4-3 W	32-28-13	77
74 Mar. 20	vs. HFD	4-1 W	33-28-13	79
75 Mar. 22	vs. DET	4-6 L	33-29-13	79
76 Mar. 25	at VAN	4-4 T	33-29-14	80
77 Mar. 27	vs. EDM	2-9 L	33-30-14	80
78 Mar. 29	vs. EDM	3-6 L	33-31-14	80
79 Mar. 31	vs. MNS	10-3 W	34-31-14	82
80 Apr. 1	at WPG	2-3 L	34-32-14	82

1982-83

DATE	OPP.	RESULT	RECORD	PTS
1 Oct. 5	at EDM	5-7 L	0-1-0	0
2 Oct. 7	vs. NYI	4-5 L	0-2-0	0
3 Oct. 9	at LAK	1-3 L	0-3-0	0
4 Oct. 12	vs. EDM	9-4 W	1-3-0	2
5 Oct. 14	vs. DET	6-4 W	2-3-0	4
6 Oct. 16	at MNS	4-8 L	2-4-0	4
7 Oct. 17	at WPG	5-5 T	2-4-1	5
8 Oct. 19	vs. BOS	1-3 L	2-5-1	5
9 Oct. 21	vs. HFD	10-3 W	3-5-1	7
10 Oct. 23	at TOR	5-5 T	3-5-2	8
11 Oct. 26	at NYI	2-7 L	3-6-2	8
12 Oct. 27	at NYR	4-7 L	3-7-2	8
13 Oct. 30	at PIT	4-1 W	4-7-2	10
14 Nov. 1	at NJD	6-3 W	5-7-2	12
15 Nov. 4	vs. WPG	7-5 W	6-7-2	14
16 Nov. 6	vs. NYR	2-2 T	6-7-3	15
17 Nov. 7	at WPG	2-5 L	6-8-3	15
18 Nov. 9	vs. LAK	5-4 W	7-8-3	17
19 Nov. 13	at PIT	3-1 W	8-8-3	19
20 Nov. 16	at WSH	3-5 L	8-9-3	19
21 Nov. 18	at PHI	2-3 L	8-10-3	19
22 Nov. 20	at HFD	4-4 T	8-10-4	20
23 Nov. 21	at BOS	1-2 L	8-11-4	20
24 Nov. 23	vs. WSH	6-3 W	9-11-4	22
25 Nov. 25	vs. QUE	2-3 L	9-12-4	22
26 Nov. 27	vs. NJD	3-4 L	9-13-4	22
27 Nov. 29	at MNS	3-3 T	9-13-5	23
28 Dec. 1	at LAK	1-4 L	9-14-5	23
29 Dec. 3	at VAN	5-4 W	10-15-5	25
30 Dec. 4	at EDM	5-7 L	10-15-5	25
31 Dec. 7	vs. LAK	4-4 T	10-15-6	26
32 Dec. 9	vs. STL	2-7 L	10-16-6	26
33 Dec. 10	at WPG	6-4 W	11-16-6	28
34 Dec. 12	at DET	3-7 L	11-17-6	28
35 Dec. 16	vs. VAN	2-3 L	11-18-6	28
36 Dec. 18	vs. MTL	4-5 L	11-19-6	28
37 Dec. 21	vs. MNS	6-4 W	12-19-6	30
38 Dec. 23	at VAN	6-3 W	13-19-6	32
39 Dec. 26	vs. EDM	4-4 T	13-19-7	33
40 Dec. 28	vs. CHI	3-6 L	14-19-7	35
41 Dec. 30	vs. PHI	3-2 W	14-20-7	35
42 Jan. 4	vs. EDM	3-6 L	14-21-7	35
43 Jan. 6	vs. WPG	5-1 W	15-21-7	37
44 Jan. 8	vs. DET	5-2 W	16-21-7	39
45 Jan. 12	at VAN	6-4 W	17-21-7	41
46 Jan. 13	vs. VAN	5-2 W	18-21-7	43
47 Jan. 15	at QUE	2-7 L	18-22-7	43
48 Jan. 18	at MTL	2-7 L	18-23-7	43
49 Jan. 20	at PHI	2-5 L	18-24-7	43
50 Jan. 22	at STL	7-6 W	19-24-7	45
51 Jan. 25	at LAK	8-6 W	20-24-7	47
52 Jan. 27	vs. TOR	3-1 W	21-24-7	49
53 Jan. 29	at EDM	4-5 L	21-25-7	49
54 Feb. 1	vs. NYI	2-2 T	21-25-8	50
55 Feb. 3	vs. MTL	7-3 W	22-25-8	52
56 Feb. 5	vs. PIT	7-4 W	23-25-8	54
57 Feb. 10	vs. QUE	3-3 T	23-25-9	55
58 Feb. 12	vs. BUF	4-2 W	24-25-9	57
59 Feb. 16	at CHI	3-5 L	24-26-9	57
60 Feb. 18	at BUF	1-5 L	24-27-9	57
61 Feb. 19	at TOR	3-5 L	24-28-9	57
62 Feb. 22	vs. EDM	4-1 W	25-28-9	59
63 Feb. 24	vs. WSH	2-4 L	25-29-9	59
64 Feb. 26	vs. STL	7-2 W	26-29-9	61
65 Feb. 27	at VAN	2-6 L	26-30-9	61
66 Mar. 1	vs. VAN	8-1 W	27-30-9	63
67 Mar. 5	vs. LAK	4-4 T	27-30-10	64
68 Mar. 8	at LAK	4-6 L	27-31-10	64
69 Mar. 10	vs. WPG	6-3 W	28-31-10	66
70 Mar. 12	at NYR	1-4		

1981-82

DATE	OPP.	RESULT	RECORD	PTS
1 Oct 8	vs. VAN	1-1 T	0-0-1	1
2 Oct 10	at STL	6-4 W	1-0-1	3
3 Oct 11	at CHI	0-3 L	1-1-1	3
4 Oct 13	at LAK	3-4 L	1-2-1	3
5 Oct 15	vs. WPG	4-5 L	1-3-1	3
6 Oct 16	at EDM	4-8 L	1-4-1	3
7 Oct 20	vs. EDM	4-5 L	1-5-1	3
8 Oct 22	vs. PIT	3-3 T	1-5-2	4
9 Oct 24	vs. HFD	7-3 W	2-5-2	6
10 Oct 28	at MNS	1-6 L	2-6-2	6
11 Oct 29	at DET	4-12 L	2-7-2	6
12 Nov 1	at NYR	2-4 L	2-8-2	6
13 Nov 3	at NYI	2-2 T	2-8-3	7
14 Nov 4	at BUF	3-3 T	2-8-4	8
15 Nov 7	at STL	2-4 L	2-9-4	8
16 Nov 8	at CHI	4-10 L	2-10-4	8
17 Nov 10	vs. STL	0-7 L	2-11-4	8
18 Nov 12	vs. QUE	3-2 W	3-11-4	10
19 Nov 15	vs. VAN	4-7 L	3-12-4	10
20 Nov 17	vs. WPG	6-4 W	4-12-4	12
21 Nov 19	vs. LAK	6-3 W	5-12-4	14
22 Nov 21	vs. DET	4-4 T	5-12-5	15
23 Nov 24	vs. CR	9-2 W	6-12-5	17
24 Nov 26	vs. LAK	7-1 W	7-12-5	19
25 Nov 28	vs. CHI	4-4 T	7-12-6	20
26 Dec 2	at WSH	3-9 L	7-13-6	20
27 Dec 3	at PHI	1-6 L	7-14-6	20
28 Dec 5	at MTL	7-4 W	8-14-6	22
29 Dec 8	at QUE	7-4 W	9-14-6	24
30 Dec 12	vs. NYI	3-3 T	9-14-7	25
31 Dec 13	at VAN	7-6 W	10-14-7	27
32 Dec 17	vs. EDM	4-5 L	10-15-7	27
33 Dec 19	vs. CR	5-2 W	11-15-7	29
34 Dec 20	at EDM	7-5 W	12-15-7	31
35 Dec 23	vs. MNS	4-4 T	12-15-8	32
36 Dec 26	at CR	3-6 L	12-16-8	32
37 Dec 28	vs. PHI	4-7 L	12-17-8	32
38 Dec 30	vs. BOS	2-4 L	12-18-8	32
39 Jan 2	at LAK	5-5 T	12-18-9	33
40 Jan 5	vs. CR	5-4 W	13-18-9	35
41 Jan 7	vs. TOR	4-4 T	13-18-10	36
42 Jan 9	at EDM	2-7 L	13-19-10	36
43 Jan 10	vs. EDM	5-1 W	14-19-10	38
44 Jan 13	at VAN	1-5 L	14-20-10	38
45 Jan 14	vs. LAK	5-2 W	15-20-10	40
46 Jan 16	vs. PIT	4-0 W	16-20-10	42
47 Jan 17	at CR	5-3 W	17-20-10	44
48 Jan 20	at TOR	4-4 T	17-20-11	45
49 Jan 21	at DET	7-4 W	18-20-11	47
50 Jan 23	at MTL	2-6 L	18-21-11	47
51 Jan 25	at BOS	3-3 T	18-21-12	48
52 Jan 27	at HFD	1-3 L	18-22-12	48
53 Jan 30	vs. BUF	3-2 W	19-22-12	50
54 Feb 2	vs. MTL	3-5 L	19-23-12	50
55 Feb 4	vs. NYR	4-4 T	19-23-13	51
56 Feb 5	at WPG	4-6 L	19-24-13	51
57 Feb 7	vs. TOR	8-2 W	20-24-13	53
58 Feb 11	vs. WSH	3-5 L	20-25-13	53
59 Feb 13	vs. BOS	6-3 W	21-25-13	55
60 Feb 16	vs. HFD	7-2 W	22-25-13	57
61 Feb 18	vs. MNS	2-2 T	22-25-14	58
62 Feb 20	at LAK	2-6 L	22-26-14	58
63 Feb 23	at VAN	2-2 T	22-26-15	59
64 Feb 25	vs. VAN	11-4 W	23-26-15	61
65 Feb 27	vs. PHI	8-9 L	23-27-15	61
66 Mar 2	at NYI	3-6 L	23-28-15	61
67 Mar 3	at NYR	2-4 L	23-29-15	61
68 Mar 5	at WSH	6-8 L	23-30-15	61
69 Mar 7	at PIT	4-4 T	23-30-16	62
70 Mar 9	at QUE	9-4 W	24-30-16	64
71 Mar 11	vs. VAN	6-3 W	25-30-16	66
72 Mar 13	vs. BUF	4-1 W	26-30-16	68
73 Mar 17	at LAK	4-9 L	26-31-16	68
74 Mar 19	at EDM	3-3 T	26-31-17	69
75 Mar 20	at CR	4-2 W	27-31-17	71
76 Mar 25	vs. EDM	2-7 L	27-32-17	71
77 Mar 27	at VAN	2-7 L	27-33-17	71
78 Mar 30	vs. LAK	7-5 W	28-33-17	73
79 Apr 1	vs. CR	11-0 W	29-33-17	75
80 Apr 3	at CR	1-3 L	29-34-17	75

1980-81

DATE	OPP.	RESULT	RECORD	PTS
1 Oct 9	vs. QUE	5-5 T	0-0-1	1
2 Oct 11	at CR	2-6 L	0-1-1	1
3 Oct 12	at CHI	3-3 T	0-1-2	2
4 Oct 14	vs. LAK	4-2 W	1-1-2	4
5 Oct 16	vs. BOS	2-1 W	2-1-2	6
6 Oct 18	vs. MNS	3-2 W	3-1-2	8
7 Oct 22	at EDM	6-5 L	3-2-2	8
8 Oct 23	vs. TOR	4-5 L	3-3-2	8
9 Oct 25	at PIT	8-2 W	4-3-2	10
10 Oct 28	at PHI	0-8 L	4-4-2	10
11 Oct 30	at BOS	3-1 W	5-4-2	12
12 Nov 1	at STL	3-2 W	6-4-2	14
13 Nov 2	at MNS	3-8 L	6-5-2	14
14 Nov 5	at WPG	5-5 T	6-5-3	15
15 Nov 8	vs. STL	4-2 W	7-5-3	17
16 Nov 11	vs. NYR	7-3 W	8-5-3	19
17 Nov 13	vs. CHI	4-4 T	8-5-4	20
18 Nov 16	vs. CR	3-4 L	8-6-4	20
19 Nov 20	at WSH	2-4 L	8-7-4	20
20 Nov 22	at QUE	3-3 T	8-7-5	21
21 Nov 25	at MTL	5-4 W	9-7-5	23
22 Nov 27	at BUF	3-6 L	9-8-5	23
23 Nov 29	at STL	3-9 L	9-9-5	23
24 Nov 30	at WPG	4-1 W	10-9-5	25
25 Dec 4	vs. WPG	3-1 W	11-9-5	27
26 Dec 6	vs. HFD	3-5 L	11-10-5	27
27 Dec 8	at LAK	4-2 W	12-10-5	29
28 Dec 11	vs. BUF	8-4 W	13-10-5	31
29 Dec 13	vs. NYI	4-4 T	13-10-6	32
30 Dec 18	vs. MTL	0-4 L	13-11-6	32
31 Dec 20	vs. PIT	3-3 T	13-11-7	33
32 Dec 22	at NYR	3-2 W	14-11-7	35
33 Dec 23	at NYI	2-2 T	14-11-8	36
34 Dec 26	at CR	2-5 L	14-12-8	36
35 Dec 27	vs. PHI	2-1 W	15-12-8	38
36 Dec 30	vs. EDM	5-3 W	16-12-8	40
37 Jan 2	vs. LAK	7-6 W	17-12-8	42
38 Jan 4	vs. TOR	8-5 W	18-12-8	44
39 Jan 5	at LAK	2-5 L	18-13-8	44
40 Jan 8	vs. WSH	6-0 W	19-13-8	46
41 Jan 10	at DET	1-4 L	19-14-8	46
42 Jan 11	at CHI	1-2 L	19-15-8	46
43 Jan 13	vs. NYR	4-4 T	19-15-9	47
44 Jan 15	vs. DET	10-0 W	20-15-9	49
45 Jan 17	vs. WPG	4-2 W	21-15-9	51
46 Jan 19	at NYR	3-6 L	21-16-9	51
47 Jan 20	at NYI	0-5 L	21-17-9	51
48 Jan 23	at HFD	4-2 W	22-17-9	53
49 Jan 24	at PIT	3-4 L	22-18-9	53
50 Jan 26	at MNS	2-3 L	22-19-9	53
51 Jan 29	vs. MTL	4-4 T	22-19-10	54
52 Jan 31	vs. CHI	3-3 T	22-19-11	55
53 Feb 1	at VAN	2-6 L	22-20-11	55
54 Feb 5	vs. WSH	5-2 W	23-20-11	57
55 Feb 7	vs. PIT	5-4 W	24-20-11	59
56 Feb 8	at EDM	10-4 W	25-20-11	61
57 Feb 12	vs. QUE	5-3 W	26-20-11	63
58 Feb 14	vs. BUF	4-4 T	26-20-12	64
59 Feb 17	vs. STL	2-5 L	26-21-12	64
60 Feb 19	vs. PHI	5-4 W	27-21-12	66
61 Feb 21	vs. BOS	7-2 W	28-21-12	68
62 Feb 22	at VAN	5-3 W	29-21-12	70
63 Feb 25	vs. NYI	11-4 W	30-21-12	72
64 Feb 27	at HFD	5-1 W	31-21-12	74
65 Mar 3	vs. WSH	6-3 W	32-21-12	76
66 Mar 4	at BUF	0-4 L	32-22-12	76
67 Mar 7	at TOR	6-4 W	33-22-12	78
68 Mar 8	at HFD	5-4 W	34-22-12	80
69 Mar 10	vs. VAN	11-2 W	35-22-12	82
70 Mar 12	vs. MNS	6-3 W	36-22-12	84
71 Mar 15	vs. EDM	3-3 T	36-22-13	85
72 Mar 19	at DET	6-3 W	37-22-13	87
73 Mar 21	at BOS	3-4 L	37-23-13	87
74 Mar 22	at PHI	2-6 L	37-24-13	87
75 Mar 25	at QUE	2-4 L	37-25-13	87
76 Mar 26	at MTL	2-8 L	37-26-13	87
77 Mar 28	at TOR	5-9 L	37-27-13	87
78 Mar 31	vs. DET	5-5 T	37-27-14	88
79 Apr 2	vs. CR	5-3 W	38-27-14	90
80 Apr 4	vs. VAN	6-5 W	39-27-14	92

1979-80

DATE	OPP.	RESULT	RECORD	PTS
1 Oct 10	at QUE	5-3 W	1-0-0	2
2 Oct 11	at MTL	1-3 L	1-1-0	2
3 Oct 13	vs. PHI	9-2 W	2-1-0	4
4 Oct 16	at NYI	1-5 L	2-2-0	4
5 Oct 18	at PHI	2-6 L	2-3-0	4
6 Oct 20	vs. CHI	3-2 T	2-3-1	5
7 Oct 23	vs. MTL	3-5 L	2-4-1	5
8 Oct 26	vs. EDM	7-3 W	3-4-1	7
9 Oct 27	at STL	3-0 W	4-4-1	9
10 Oct 30	vs. CR	3-1 W	5-4-1	11
11 Nov 2	vs. QUE	4-4 T	5-4-2	12
12 Nov 3	at PIT	3-3 T	5-4-3	13
13 Nov 6	vs. WPG	8-0 W	6-4-3	15
14 Nov 9	vs. NYI	5-2 W	7-4-3	17
15 Nov 11	at BOS	3-6 L	7-5-3	17
16 Nov 13	vs. VAN	3-5 L	7-6-3	17
17 Nov 15	at BUF	1-1 L	7-7-3	17
18 Nov 16	vs. NYR	4-2 W	8-7-3	19
19 Nov 18	at WSH	4-2 W	9-7-3	21
20 Nov 21	at DET	4-1 W	10-7-3	23
21 Nov 23	vs. PIT	4-1 T	11-7-3	25
22 Nov 25	at HFD	2-4 L	11-8-3	25
23 Nov 27	vs. TOR	3-1 W	11-9-3	25
24 Dec 4	vs. LAK	2-6 L	11-10-3	25
25 Dec 5	at BUF	1-6 L	11-11-3	25
26 Dec 8	at MNS	1-4 L	11-12-3	25
27 Dec 9	at WPG	5-4 W	12-12-3	27
28 Dec 12	at EDM	5-5 T	12-12-4	28
29 Dec 14	vs. MNS	3-2 W	13-12-4	30
30 Dec 15	at TOR	1-8 L	13-13-4	30
31 Dec 21	vs. STL	1-5 L	13-14-4	30
32 Dec 22	at STL	7-3 W	14-14-4	32
33 Dec 26	vs. BOS	3-5 L	14-15-4	32
34 Dec 29	vs. PIT	2-4 L	14-16-4	32
35 Dec 29	at PIT	2-3 L	14-17-4	32
36 Jan 4	at DET	3-6 L	14-18-4	32
37 Oct 6	at NYR	5-5 T	14-18-4	33
38 Jan 08	vs. WPG	2-0 W	15-18-5	35
39 Jan 11	vs. QUE	4-3 W	16-18-5	37
40 Jan 12	at BOS	3-5 L	16-19-5	37
41 Jan 14	at MTL	2-3 L	16-20-5	37
42 Jan 16	at VAN	5-3 W	17-20-5	39
43 Jan 17	at CR	4-1 W	18-20-5	41
44 Jan 19	at LAK	4-2 W	19-20-5	43
45 Jan 21	vs. BUF	3-3 T	19-20-6	44
46 Jan 22	vs. TOR	2-4 L	19-21-6	44
47 Jan 25	vs. CHI	4-4 T	19-21-7	45
48 Jan 26	at DET	4-3 W	20-21-7	47
49 Jan 28	at HFD	1-6 L	20-22-7	47
50 Jan 30	at QUE	4-1 W	21-22-7	49
51 Feb 1	vs. WSH	4-2 W	22-22-7	51
52 Feb 2	vs. HFD	5-3 W	23-22-7	53
53 Feb 8	at EDM	4-2 W	24-22-7	55
54 Feb 10	at CR	6-1 W	25-22-7	57
55 Feb 13	at DET	2-2 T	25-22-8	58
56 Feb 16	at MNS	2-2 T	25-22-9	59
57 Feb 17	at CHI	2-3 L	25-23-9	59
58 Feb 19	vs. MNS	4-4 T	25-23-10	60
59 Feb 21	vs. WSH	3-0 W	26-23-10	62
60 Feb 23	vs. HFD	5-6 L	26-24-10	62
61 Feb 26	vs. MTL	3-3 T	26-24-11	63
62 Mar 1	vs. CR	4-1 W	27-24-11	65
63 Mar 5	at LAK	3-1 W	28-24-11	67
64 Mar 7	at VAN	9-3 W	29-24-11	69
65 Mar 9	at WPG	5-2 W	30-24-11	71
66 Mar 10	vs. VAN	2-5 L	30-25-11	71
67 Mar 13	vs. LAK	2-2 T	30-25-12	72
68 Mar 15	vs. PHI	4-3 W	31-25-12	74
69 Mar 17	at TOR	5-1 W	32-25-12	76
70 Mar 18	at NYI	3-6 L	32-26-12	78
71 Mar 20	vs. STL	8-4 W	33-26-12	78
72 Mar 22	vs. BOS	2-5 L	33-27-12	78
73 Mar 23	at CHI	2-4 L	33-28-12	78

1978-79

DATE	OPP.	RESULT	RECORD	PTS
1 Oct. 11	at CHI	4-4 T	0-0-1	1
2 Oct. 13	vs. WSH	3-3 T	0-0-2	2
3 Oct. 14	at WSH	6-3 W	1-0-2	4
4 Oct. 17	vs. CR	8-2 W	2-0-2	6
5 Oct. 20	vs. MTL	7-5 W	3-0-2	8
6 Oct. 22	at PHI	5-2 W	4-0-2	10
7 Oct. 24	vs. LAK	7-2 W	5-0-2	12
8 Oct. 27	vs. NYI	8-5 W	6-0-2	14
9 Oct. 28	at PIT	4-2 W	7-0-2	16
10 Oct. 31	at STL	5-2 W	8-0-2	18
11 Nov. 1	vs. PHI	3-0 W	9-0-2	20
12 Nov. 3	vs. PIT	2-0 W	10-0-2	22
13 Nov. 4	at MTL	2-4 L	10-1-2	22
14 Nov. 7	vs. VAN	4-2 W	11-1-2	24
15 Nov. 10	vs. CHI	5-2 W	12-1-2	26
16 Nov. 11	at NYI	2-4 L	12-2-2	26
17 Nov. 14	at WSH	7-8 L	12-3-2	26
18 Nov. 15	vs. DET	5-3 W	13-3-2	28
19 Nov. 17	vs. BOS	2-6 L	13-4-2	28
20 Nov. 19	at NYR	3-1 W	14-4-2	30
21 Nov. 21	vs. TOR	3-4 L	14-5-2	30
22 Nov. 24	vs. STL	4-1 W	15-5-2	32
23 Nov. 26	at BOS	2-4 L	15-6-2	32
24 Nov. 29	vs. NYR	3-5 L	15-7-2	32
25 Dec. 1	vs. MNS	3-4 L	15-8-2	32
26 Dec. 2	at MNS	3-5 L	15-9-2	32
27 Dec. 5	at VAN	0-3 L	15-10-2	32
28 Dec. 8	at CR	4-3 W	16-10-2	34
29 Dec. 9	at LAK	1-5 L	16-11-2	34
30 Dec. 13	at DET	5-5 T	16-11-3	35
31 Dec. 14	vs. CR	5-3 W	17-11-3	37
32 Dec. 16	vs. PHI	7-2 W	18-11-3	39
33 Dec. 19	at STL	4-7 L	18-12-3	39
34 Dec. 21	at BUF	4-5 L	18-13-3	39
35 Dec. 22	vs. TOR	3-1 W	19-13-3	41
36 Dec. 26	vs. NYI	3-5 L	19-14-3	41
37 Dec. 28	vs. NYR	4-10 L	19-15-3	41
38 Dec. 30	at NYI	2-4 L	19-16-3	41
39 Dec. 31	at NYR	6-5 W	20-16-3	43
40 Jan. 3	at TOR	4-1 W	21-16-3	45
41 Jan. 5	vs. PIT	3-3 T	21-16-4	46
42 Jan. 9	vs. BUF	5-3 W	22-16-4	48
43 Jan. 12	vs. NYI	1-4 L	22-17-4	48
44 Jan. 14	vs. NYR	4-6 L	22-18-4	48
45 Jan. 16	vs. PHI	5-0 W	23-18-4	50
46 Jan. 19	vs. CHI	6-1 W	24-18-4	52
47 Jan. 20	at DET	4-3 W	25-18-4	54
48 Jan. 22	at BOS	1-3 L	25-19-4	54
49 Jan. 25	at MTL	0-6 L	25-20-4	54
50 Jan. 26	vs. DET	4-2 W	26-20-4	56
51 Jan. 28	vs. TOR	7-2 W	27-20-4	58
52 Jan. 31	at BUF	5-2 W	28-20-4	60
53 Feb. 1	vs. VAN	4-1 W	29-20-4	62
54 Feb. 3	vs. CHI	2-4 L	29-21-4	62
55 Feb. 4	at PHI	4-7 L	29-22-4	62
56 Feb. 14	at CHI	4-4 T	29-22-5	63
57 Feb. 17	at CR	5-1 W	30-22-5	65
58 Feb. 18	at STL	6-4 W	31-22-5	67
59 Feb. 20	vs. WSH	5-3 W	32-22-5	69
60 Feb. 23	vs. MNS	2-2 T	32-22-6	70
61 Feb. 24	at MNS	6-3 W	33-22-6	72
62 Feb. 28	at TOR	6-4 W	34-22-6	74
63 Mar. 2	vs. NYI	3-2 W	35-22-6	76
64 Mar. 3	at NYI	2-4 L	35-23-6	76
65 Mar. 8	vs. BOS	7-5 W	36-23-6	78
66 Mar. 10	vs. BUF	5-5 T	36-23-7	79
67 Mar. 11	at BUF	4-9 L	36-24-7	79
68 Mar. 14	at NYR	6-4 W	37-24-7	81
69 Mar. 15	at PHI	4-5 L	37-25-7	81
70 Mar. 18	at VAN	1-2 L	37-26-7	81
71 Mar. 20	at LAK	3-4 L	37-27-7	81
72 Mar. 23	vs. PHI	1-4 L	37-28-7	81
73 Mar. 25	vs. STL	8-2 W	38-28-7	83
74 Mar. 27	vs. LAK	4-6 L	38-29-7	83
75 Mar. 30	vs. MTL	5-3 W	39-29-7	85
76 Apr. 1	at PIT	7-2 W	40-29-7	87
77 Apr. 3	at NYI	2-3 L	40-30-7	87
78 Apr. 4	at NYR	3-3 T	40-30-8	88
79 Apr. 6	vs. NYR	9-2 W	41-30-8	90
80 Apr. 8	at PHI	2-4 L	41-31-8	90

1977-78

DATE	OPP.	RESULT	RECORD	PTS
1 Oct. 13	at BOS	2-2 T	0-0-1	1
2 Oct. 15	vs. STL	3-1 W	1-0-1	3
3 Oct. 19	vs. MNS	5-1 W	2-0-1	5
4 Oct. 21	vs. NYI	3-3 T	2-0-2	6
5 Oct. 22	at PIT	2-5 L	2-1-2	6
6 Oct. 25	at STL	2-2 T	2-1-3	7
7 Oct. 26	vs. WSH	2-6 L	2-2-3	7
8 Oct. 29	vs. NYR	4-3 W	3-2-3	9
9 Nov. 1	at NYI	0-9 L	3-3-3	9
10 Nov. 2	at MTL	2-2 T	3-3-4	10
11 Nov. 4	vs. PIT	5-2 W	4-3-4	12
12 Nov. 6	at CHI	3-3 T	4-3-5	13
13 Nov. 9	vs. TOR	0-4 L	4-4-5	13
14 Nov. 12	vs. BOS	3-6 L	4-5-5	13
15 Nov. 13	at NYR	5-2 W	5-5-5	15
16 Nov. 16	vs. BUF	2-6 L	5-6-5	15
17 Nov. 18	vs. DET	5-3 W	6-6-5	17
18 Nov. 20	at PHI	0-4 L	6-7-5	17
19 Nov. 22	vs. MNS	4-2 W	7-7-5	19
20 Nov. 23	at WSH	2-2 T	7-7-6	20
21 Nov. 26	vs. LAK	4-4 T	7-7-7	21
22 Nov. 29	at MNS	3-4 L	7-8-7	21
23 Dec. 2	at VAN	2-3 L	7-9-7	21
24 Dec. 3	at LAK	1-4 L	7-10-7	21
25 Dec. 5	at MTL	2-2 T	7-10-8	22
26 Dec. 7	vs. VAN	2-2 T	7-10-9	23
27 Dec. 10	vs. WSH	5-1 W	8-10-9	25
28 Dec. 11	at PIT	5-1 W	9-10-9	27
29 Dec. 15	vs. CLE	3-6 L	9-11-9	27
30 Dec. 17	vs. PHI	3-4 L	9-12-9	27
31 Dec. 18	at CHI	0-3 L	9-13-9	27
32 Dec. 20	at VAN	2-2 T	9-13-10	28
33 Dec. 23	at CR	6-2 W	10-13-10	30
34 Dec. 27	vs. CHI	2-4 L	10-14-10	30
35 Dec. 29	vs. STL	5-4 W	11-14-10	32
36 Dec. 31	at TOR	3-0 W	12-14-10	34
37 Jan. 1	at BUF	2-2 T	12-14-11	35
38 Jan. 4	vs. MTL	1-4 L	12-15-11	35
39 Jan. 6	vs. PHI	5-3 W	13-15-11	37
40 Jan. 9	at TOR	5-2 W	14-15-11	39
41 Jan. 11	vs. CR	4-2 W	15-15-11	41
42 Jan. 14	vs. LAK	4-8 L	15-16-11	41
43 Jan. 16	at PHI	3-5 L	15-17-11	41
44 Jan. 18	vs. PIT	1-0 W	16-17-11	43
45 Jan. 20	vs. NYR	5-3 W	17-17-11	45
46 Jan. 22	at MNS	4-3 W	18-17-11	47
47 Jan. 26	vs. MTL	2-5 L	18-18-11	47
48 Jan. 28	vs. TOR	5-7 L	18-19-11	47
49 Jan. 29	at CLE	6-2 W	19-19-11	49
50 Jan. 31	vs. MNS	7-4 W	20-19-11	51
51 Feb. 2	vs. NYI	2-5 L	20-20-11	51
52 Feb. 4	vs. COL	2-2 T	20-20-12	52
53 Feb. 7	at VAN	4-2 W	21-20-12	54
54 Feb. 9	at LAK	4-2 W	22-20-12	56
55 Feb. 10	at CR	2-3 L	22-21-12	56
56 Feb. 12	at CHI	2-2 T	22-21-13	57
57 Feb. 15	at CLE	5-5 T	22-21-14	58
58 Feb. 16	at DET	3-5 L	22-22-14	58
59 Feb. 18	at NYI	3-3 T	22-22-15	59
60 Feb. 22	vs. NYI	3-3 T	22-22-16	60
61 Feb. 25	vs. DET	2-2 T	22-22-17	61
62 Feb. 27	at NYR	5-2 W	23-22-17	63
63 Mar. 1	vs. BUF	3-4 L	23-23-17	63
64 Mar. 2	at BOS	3-4 L	23-24-17	63
65 Mar. 4	vs. CLE	9-3 W	24-24-17	65
66 Mar. 7	at PHI	3-5 L	24-25-17	65
67 Mar. 8	vs. VAN	8-3 W	25-25-17	67
68 Mar. 11	vs. CHI	4-1 W	26-25-17	69
69 Mar. 14	at CR	4-4 T	26-25-18	70
70 Mar. 15	at STL	6-2 W	27-25-18	72
71 Mar. 18	at NYI	5-2 W	28-25-18	74
72 Mar. 22	at DET	1-4 L	28-26-18	74
73 Mar. 23	vs. STL	5-3 W	29-26-18	76
74 Mar. 25	vs. BOS	6-3 W	30-26-18	78
75 Mar. 29	vs. TOR	7-4 W	31-26-18	80
76 Apr. 1	vs. NYR	6-0 W	32-26-18	82
77 Apr. 2	at BUF	4-2 W	33-26-18	84
78 Apr. 5	at NYR	4-2 W	34-26-18	86
79 Apr. 8	vs. PHI	1-1 T	34-26-19	87
80 Apr. 9	at WSH	2-4 L	34-27-19	87

1976-77

DATE	OPP.	RESULT	RECORD	PTS
1 Oct. 5	at WSH	5-6 L	0-1-0	0
2 Oct. 7	vs. LAK	4-2 W	1-1-0	2
3 Oct. 9	vs. PHI	4-3 W	2-1-0	4
4 Oct. 12	at NYI	0-7 L	2-2-0	4
5 Oct. 13	at PHI	4-2 W	3-2-0	6
6 Oct. 15	vs. PIT	2-1 W	4-2-0	8
7 Oct. 17	at BUF	6-5 W	5-2-0	10
8 Oct. 20	at MNS	3-4 L	5-3-0	10
9 Oct. 22	vs. VAN	3-5 L	5-4-0	10
10 Oct. 24	at PIT	3-3 T	5-4-1	11
11 Oct. 27	at CR	2-4 L	5-5-1	11
12 Oct. 28	at LAK	1-5 L	5-6-1	11
13 Oct. 30	at VAN	3-3 T	5-6-2	12
14 Nov. 3	vs. WSH	7-0 W	6-6-2	14
15 Nov. 5	vs. TOR	2-4 L	6-7-2	14
16 Nov. 7	at DET	0-0 T	6-7-3	15
17 Nov. 10	vs. MTL	2-2 T	6-7-4	16
18 Nov. 12	at CLE	3-3 T	6-7-5	17
19 Nov. 13	at STL	5-3 W	7-7-5	19
20 Nov. 17	vs. CR	6-3 W	8-7-5	21
21 Nov. 19	vs. CHI	5-3 W	9-7-5	23
22 Nov. 21	at PHI	5-6 L	9-8-5	23
23 Nov. 24	vs. WSH	6-2 W	10-8-5	25
24 Nov. 26	vs. STL	5-2 W	11-8-5	27
25 Nov. 30	vs. NYR	2-2 T	11-8-6	28
26 Dec. 3	vs. BOS	3-1 W	12-8-6	30
27 Dec. 4	at STL	1-0 W	13-8-6	32
28 Dec. 8	at MNS	5-0 W	14-8-6	34
29 Dec. 10	vs. MNS	3-3 T	15-8-6	35
30 Dec. 11	vs. CHI	3-1 W	15-8-7	37
31 Dec. 15	vs. LAK	1-3 L	15-9-7	37
32 Dec. 17	vs. NYI	2-4 L	15-10-7	37
33 Dec. 18	at DET	3-6 L	15-11-7	37
34 Dec. 20	at TOR	2-6 L	15-12-7	37
35 Dec. 22	vs. DET	2-1 W	16-12-7	39
36 Dec. 27	vs. CR	6-2 W	17-12-7	41
37 Dec. 29	vs. BUF	3-6 L	17-13-7	41
38 Dec. 31	at NYR	4-2 W	18-13-7	43
39 Jan. 2	at MTL	0-7 L	18-14-7	43
40 Jan. 5	vs. VAN	4-5 L	19-14-7	45
41 Jan. 7	vs. NYI	4-1 W	19-15-7	45
42 Jan. 8	at NYI	3-6 L	19-16-7	45
43 Jan. 12	vs. NYR	6-1 W	20-16-7	47
44 Jan. 14	vs. STL	3-2 W	21-16-7	49
45 Jan. 16	at PIT	6-5 W	22-16-7	51
46 Jan. 20	at MNS	4-4 T	22-16-8	52
47 Jan. 22	vs. PHI	4-4 T	22-16-9	53
48 Jan. 23	at BOS	0-3 L	22-17-9	53
49 Jan. 27	at BUF	1-1 T	22-17-10	54
50 Jan. 28	vs. CR	3-3 T	22-17-11	55
51 Jan. 31	vs. TOR	7-3 W	23-17-11	57
52 Feb. 2	at CHI	2-4 L	23-18-11	57
53 Feb. 4	vs. BOS	6-3 W	24-18-11	59
54 Feb. 7	at PHI	4-7 L	24-19-11	59
55 Feb. 9	at TOR	1-5 L	24-20-11	59
56 Feb. 12	at STL	1-3 L	24-21-11	59
57 Feb. 13	at CHI	2-4 L	24-22-11	59
58 Feb. 17	at LAK	4-3 W	25-22-11	61
59 Feb. 19	at VAN	1-5 L	25-23-11	61
60 Feb. 21	at MTL	2-3 L	25-24-11	61
61 Feb. 23	vs. MTL	2-2 T	25-25-11	61
62 Feb. 25	vs. MNS	6-2 W	26-25-11	63
63 Feb. 26	at NYI	2-8 L	26-26-11	63
64 Mar. 2	vs. VAN	1-2 L	26-27-11	63
65 Mar. 5	vs. CLE	1-2 L	26-28-11	63
66 Mar. 6	at WSH	4-2 W	27-28-11	65
67 Mar. 8	at BOS	2-3 L	27-29-11	65
68 Mar. 9	vs. NYI	2-6 L	27-30-11	65
69 Mar. 12	vs. NYR	6-3 W	28-30-11	67

1975-76

DATE	OPP.	RESULT	RECORD	PTS
1 Oct. 8	vs. CAL	3-4 L	0-1-0	0
2 Oct. 10	vs. NYR	1-2 L	0-2-0	0
3 Oct. 15	at NYR	1-3 L	0-3-0	0
4 Oct. 17	vs. NYI	0-2 L	0-4-0	0
5 Oct. 18	at KC	5-3 W	1-4-0	2
6 Oct. 22	vs. STL	1-1 T	1-4-1	3
7 Oct. 24	vs. LAK	7-1 W	2-4-1	5
8 Oct. 25	at STL	3-7 L	2-5-1	5
9 Oct. 28	at VAN	3-2 W	3-5-1	7
10 Oct. 31	at CAL	2-0 W	4-5-1	9
11 Nov. 1	at LAK	1-3 L	4-6-1	9
12 Nov. 5	vs. MTL	1-3 L	4-7-1	9
13 Nov. 7	vs. MNS	3-2 W	5-7-1	11
14 Nov. 9	at DET	3-6 L	5-8-1	11
15 Nov. 12	vs. KC	2-1 W	6-8-1	13
16 Nov. 14	at WSH	4-1 W	7-8-1	15
17 Nov. 15	vs. BOS	3-5 L	7-9-1	15
18 Nov. 18	vs. VAN	2-2 T	7-9-2	16
19 Nov. 21	vs. PIT	1-4 T	7-10-2	16
20 Nov. 22	at MNS	6-3 W	8-10-2	18
21 Nov. 25	vs. MTL	0-4 L	8-11-2	18
22 Nov. 26	at PHI	3-7 L	8-12-2	18
23 Nov. 28	vs. TOR	6-3 W	9-12-2	20
24 Nov. 30	at CAL	4-1 W	10-12-2	22
25 Dec. 2	at LAK	3-5 L	10-13-2	22
26 Dec. 5	at VAN	6-2 W	11-13-2	24
27 Dec. 7	at CHI	2-0 W	12-13-2	26
28 Dec. 9	vs. WSH	7-1 W	13-13-2	28
29 Dec. 12	vs. NYI	3-3 T	13-13-3	29
30 Dec. 14	at BUF	7-4 W	14-13-3	31
31 Dec. 16	vs. KC	3-1 W	15-13-3	33
32 Dec. 17	at MNS	2-3 L	15-14-3	33
33 Dec. 19	vs. NYR	8-3 W	16-14-3	35
34 Dec. 21	at BOS	2-1 W	17-14-3	37
35 Dec. 23	vs. PHI	2-2 T	17-14-4	38
36 Dec. 26	vs. PIT	4-3 W	18-14-4	40
37 Dec. 27	at PIT	2-3 L	18-15-4	40
38 Dec. 29	at TOR	2-6 L	18-16-4	40
39 Dec. 31	at NYR	8-1 W	19-16-4	42
40 Jan. 2	vs. STL	7-1 W	20-16-4	44
41 Jan. 3	at KC	6-4 W	21-16-4	46
42 Jan. 6	vs. DET	4-3 W	22-16-4	48
43 Jan. 9	vs. CHI	1-1 T	22-16-5	49
44 Jan. 11	vs. VAN	5-2 W	23-16-5	51
45 Jan. 13	vs. LAK	0-3 L	23-17-5	51
46 Jan. 15	vs. STL	3-5 L	23-18-5	51
47 Jan. 17	at NYI	2-2 T	23-18-6	52
48 Jan. 18	at MTL	2-4 L	23-19-6	52
49 Jan. 22	at PHI	2-7 L	23-20-6	52
50 Jan. 23	vs. BUF	3-3 T	23-20-7	53
51 Jan. 27	vs. PHI	8-4 W	24-20-7	55
52 Jan. 28	at CHI	3-7 L	24-21-7	55
53 Jan. 30	vs. BOS	2-4 L	24-22-7	55
54 Feb. 1	at BOS	3-5 L	24-23-7	55
55 Feb. 3	at NYI	2-2 T	24-23-8	56
56 Feb. 4	vs. CAL	4-1 W	25-23-8	58
57 Feb. 6	vs. CHI	1-2 L	25-24-8	58
58 Feb. 11	vs. TOR	5-2 W	26-24-8	60
59 Feb. 13	vs. BUF	2-3 L	26-25-8	60
60 Feb. 14	at STL	3-5 L	26-26-8	60
61 Feb. 19	at BUF	1-3 L	26-27-8	60
62 Feb. 20	at KC	3-1 W	27-27-8	62
63 Feb. 23	at TOR	1-7 L	27-28-8	62
64 Feb. 25	at PIT	3-3 T	27-29-8	63
65 Feb. 28	at MTL	2-3 L	27-29-9	63
66 Mar. 3	vs. DET	2-3 L	27-30-9	63
67 Mar. 5	vs. NYR	8-3 W	28-30-9	65
68 Mar. 7	at NYR	6-6 T	28-30-10	66
69 Mar. 9	vs. BOS	9-0 W	29-30-10	68
70 Mar. 10	at MNS	4-1 W	30-30-10	70
71 Mar. 12	vs. WSH	4-1 W	31-30-10	72
72 Mar. 14	at PHI	1-6 L	31-31-10	72
73 Mar. 16	at PHI	2-4 L	31-32-10	72
74 Mar. 19	vs. VAN	2-2 T	31-32-11	73
75 Mar. 24	at CHI	7-2 W	32-32-11	75
76 Mar. 27	at DET	0-8 L	32-33-11	75
77 Mar. 28	at WSH	3-1 W	33-33-11	77
78 Apr. 1	at NYI	1-1 T	33-33-12	78
79 Apr. 2	vs. MNS	4-2 W	34-33-12	80
80 Apr. 4	vs. NYI	5-2 W	35-33-12	82

1974-75

DATE	OPP.	RESULT	RECORD	PTS
1 Oct. 9	at VAN	3-3 T	0-0-1	1
2 Oct. 11	at CAL	0-3 L	0-1-1	1
3 Oct. 13	at CHI	4-3 W	1-1-1	3
4 Oct. 16	at DET	2-4 L	1-2-1	3
5 Oct. 18	vs. KC	4-2 W	2-2-1	5
6 Oct. 20	vs. PIT	5-1 W	3-2-1	7
7 Oct. 22	at NYI	1-2 L	3-3-1	7
8 Oct. 23	vs. DET	10-1 W	4-3-1	9
9 Oct. 25	vs. MNS	2-2 T	4-3-2	10
10 Oct. 27	at NYR	1-4 L	4-4-2	10
11 Oct. 30	vs. CAL	4-1 W	5-4-2	12
12 Nov. 1	vs. TOR	5-2 W	6-4-2	14
13 Nov. 2	at STL	0-9 L	6-5-2	14
14 Nov. 6	vs. NYI	2-1 W	7-5-2	16
15 Nov. 8	vs. CHI	2-0 W	8-5-2	18
16 Nov. 10	at BOS	3-4 L	8-6-2	18
17 Nov. 12	at WSH	2-2 T	8-6-3	19
18 Nov. 13	vs. WSH	4-3 W	9-6-3	21
19 Nov. 15	vs. PHI	2-2 T	9-6-4	22
20 Nov. 17	at BUF	0-4 L	9-7-4	22
21 Nov. 20	at KC	1-0 W	10-7-4	24
22 Nov. 22	vs. BUF	4-4 T	10-7-5	25
23 Nov. 24	at PHI	4-3 W	11-7-5	27
24 Nov. 27	vs. KC	4-2 W	12-7-5	29
25 Nov. 29	vs. NYR	3-2 W	13-7-5	31
26 Dec. 2	at MTL	0-2 L	13-8-5	31
27 Dec. 4	at CAL	1-3 L	13-9-5	31
28 Dec. 6	at VAN	5-7 L	13-10-5	31
29 Dec. 7	at LAK	2-6 L	13-11-5	31
30 Dec. 11	vs. PHI	2-5 L	13-12-5	31
31 Dec. 13	vs. CHI	2-3 L	13-13-5	31
32 Dec. 14	at TOR	2-4 L	13-14-5	31
33 Dec. 17	at BOS	3-5 L	13-15-5	31
34 Dec. 20	vs. STL	6-2 W	14-15-5	33
35 Dec. 22	at NYR	4-3 W	15-15-5	35
36 Dec. 26	vs. NYI	2-1 W	16-15-5	37
37 Dec. 28	at PIT	3-2 W	16-15-6	38
38 Jan. 2	vs. MTL	1-1 T	16-15-7	39
39 Jan. 4	at STL	4-1 W	17-15-7	41
40 Jan. 5	vs. WSH	3-0 W	18-15-7	43
41 Jan. 8	vs. CAL	3-2 W	19-15-7	45
42 Jan. 10	vs. PIT	3-3 T	19-15-8	46
43 Jan. 11	at NYI	2-2 T	19-15-9	47
44 Jan. 15	at PIT	3-5 L	19-16-9	47
45 Jan. 17	vs. LAK	5-0 W	20-16-9	49
46 Jan. 18	at PHI	1-4 L	20-17-9	49
47 Jan. 23	at NYR	2-5 L	20-18-9	49
48 Jan. 24	vs. VAN	1-4 L	20-19-9	49
49 Jan. 26	at BUF	4-3 W	21-19-9	51
50 Jan. 29	at KC	4-4 T	21-19-10	52
51 Jan. 31	vs. STL	2-4 L	21-20-10	52
52 Feb. 2	at MNS	5-3 W	22-20-10	54
53 Feb. 5	vs. BOS	3-3 T	22-20-11	55
54 Feb. 7	vs. LAK	3-1 W	23-20-11	57
55 Feb. 9	vs. MNS	2-3 L	23-21-11	57
56 Feb. 12	at LAK	2-3 T	23-21-12	58
57 Feb. 15	at VAN	3-2 T	23-21-13	59
58 Feb. 19	at MNS	4-2 W	24-21-13	61
59 Feb. 22	at DET	3-4 L	24-22-13	61
60 Feb. 23	at CHI	0-4 L	24-23-13	61
61 Feb. 26	vs. PHI	7-4 W	25-23-13	63
62 Feb. 28	vs. CHI	3-4 L	25-24-13	63
63 Mar. 2	vs. KC	4-0 W	26-24-13	65
64 Mar. 5	vs. MTL	3-4 L	26-25-13	65
65 Mar. 7	vs. BOS	2-4 L	26-26-13	65
66 Mar. 9	at BOS	2-5 L	26-27-13	65
67 Mar. 11	at STL	0-3 L	26-28-13	65
68 Mar. 12	vs. MNS	9-4 W	27-28-13	67
69 Mar. 14	vs. NYR	1-0 W	28-28-13	69
70 Mar. 17	at MTL	1-5 L	28-29-13	69
71 Mar. 19	vs. TOR	8-7 W	29-29-13	71
72 Mar. 21	vs. VAN	12-4 W	30-29-13	73
73 Mar. 23	at WSH	5-0 W	31-29-13	75
74 Mar. 26	vs. DET	5-3 W	32-29-13	77
75 Mar. 28	vs. BUF	3-2 W	33-29-13	79
76 Mar. 30	vs. NYI	2-2 T	33-29-14	80
77 Apr. 1	at NYI	2-2 T	33-29-15	81
78 Apr. 2	at TOR	3-0 W	34-29-15	83
79 Apr. 4	vs. NYR	2-3 L	34-30-15	83
80 Apr. 6	at PHI	2-6 L	34-31-15	83

1973-74

DATE	OPP.	RESULT	RECORD	PTS
1 Oct. 10	vs. NYI	1-1 T	0-0-1	1
2 Oct. 12	vs. PIT	3-4 L	0-1-1	1
3 Oct. 13	at STL	1-0 W	1-1-1	3
4 Oct. 17	vs. BOS	4-3 W	2-1-1	5
5 Oct. 20	at MTL	4-2 W	3-1-1	7
6 Oct. 23	at VAN	0-3 L	3-2-1	7
7 Oct. 24	at LAK	4-6 L	3-3-1	7
8 Oct. 26	at CAL	3-1 W	4-3-1	9
9 Nov. 1	vs. CAL	7-2 W	5-3-1	11
10 Nov. 3	at PHI	2-1 W	6-3-1	13
11 Nov. 4	vs. DET	2-0 W	7-3-1	15
12 Nov. 7	vs. STL	2-2 T	7-3-2	16
13 Nov. 9	vs. NYR	3-3 T	7-3-3	17
14 Nov. 10	at PIT	4-4 T	7-3-4	18
15 Nov. 14	vs. BUF	1-3 L	7-4-4	18
16 Nov. 16	vs. CHI	1-6 L	7-5-4	18
17 Nov. 18	at BOS	2-5 L	7-6-4	18
18 Nov. 21	vs. VAN	3-2 W	8-6-4	20
19 Nov. 23	vs. BUF	4-1 W	9-6-4	22
20 Nov. 25	at BUF	4-3 W	10-6-4	24
21 Nov. 27	at NYI	2-4 L	10-7-4	24
22 Nov. 29	vs. DET	4-3 W	11-7-4	26
23 Dec. 1	at PIT	2-2 T	11-7-5	27
24 Dec. 2	vs. MTL	1-3 L	11-8-5	27
25 Dec. 5	at CAL	3-3 T	11-8-6	28
26 Dec. 7	at VAN	2-0 W	12-8-6	30
27 Dec. 8	at LAK	0-3 L	12-9-6	30
28 Dec. 13	vs. TOR	1-6 L	12-10-6	30
29 Dec. 15	at PHI	3-2 W	13-10-6	32
30 Dec. 16	vs. PIT	1-2 L	13-11-6	32
31 Dec. 19	at MNS	2-4 L	13-12-6	32
32 Dec. 21	vs. STL	1-2 L	13-13-6	32
33 Dec. 23	vs. NYR	3-1 W	14-13-6	34
34 Dec. 27	vs. LAK	6-4 W	15-13-6	36
35 Dec. 29	at TOR	3-3 T	15-13-7	37
36 Dec. 30	at DET	2-4 L	15-14-7	37
37 Jan. 3	vs. CHI	3-2 W	16-14-7	39
38 Jan. 6	at NYR	2-5 L	16-15-7	39
39 Jan. 7	at TOR	2-6 L	16-16-7	39
40 Jan. 9	vs. BUF	3-0 W	17-16-7	41
41 Jan. 11	vs. PHI	6-7 L	17-17-7	41
42 Jan. 13	at PHI	0-1 L	17-18-7	41
43 Jan. 15	at NYI	3-4 L	17-19-7	41
44 Jan. 18	vs. CAL	1-2 W	18-19-7	41
45 Jan. 20	vs. STL	6-3 L	18-20-7	43
46 Jan. 23	at NYR	1-4 L	18-21-7	43
47 Jan. 25	vs. DET	2-2 T	18-21-8	44
48 Jan. 27	vs. TOR	2-5 L	18-22-8	44
49 Jan. 31	at BOS	2-4 L	18-23-8	44
50 Feb. 1	vs. MTL	5-3 W	19-23-8	46
51 Feb. 3	vs. PHI	2-2 T	19-23-9	47
52 Feb. 6	at CHI	1-1 T	19-24-9	48
53 Feb. 8	vs. CHI	0-3 L	19-25-9	48
54 Feb. 10	vs. NYI	3-6 L	20-25-9	50
55 Feb. 12	at LAK	4-1 W	20-25-10	50
56 Feb. 13	at MTL	3-2 W	21-25-10	52
57 Feb. 16	at TOR	2-7 L	21-26-10	52
58 Feb. 19	at STL	1-7 L	21-27-10	52
59 Feb. 21	at BUF	4-4 T	21-27-11	53
60 Feb. 23	vs. MNS	5-3 W	22-27-11	55
61 Feb. 26	vs. MTL	5-6 L	22-28-11	55
62 Feb. 28	vs. LAK	1-3 L	22-29-11	55
63 Mar. 3	vs. VAN	5-3 W	23-29-11	57
64 Mar. 5	vs. BOS	4-1 W	24-29-11	59
65 Mar. 8	vs. MNS	3-1 W	25-29-11	61
66 Mar. 10	at DET	4-0 W	26-29-11	63
67 Mar. 13	at MNS	1-5 L	26-30-11	63
68 Mar. 15	at VAN	0-3 L	26-31-11	63
69 Mar. 17	at CHI	3-3 T	26-31-12	64
70 Mar. 21				

1972-73

	DATE	OPP.	RESULT	RECORD	PTS
1	Oct. 7	at NYI	3-2 W	1-0-0	2
2	Oct. 8	at BUF	3-5 L	1-1-0	2
3	Oct. 11	at CHI	1-4 L	1-2-0	2
4	Oct. 12	at MTL	0-3 L	1-3-0	2
5	Oct. 14	vs. BUF	1-1 T	1-3-1	3
6	Oct. 18	vs. MNS	0-6 L	1-4-1	3
7	Oct. 21	at MNS	3-2 W	2-4-1	5
8	Oct. 22	at BUF	2-7 L	2-5-1	5
9	Oct. 25	at CAL	4-3 W	3-5-1	7
10	Oct. 26	at LAK	1-3 L	3-6-1	7
11	Oct. 28	at VAN	2-1 W	4-6-1	9
12	Nov. 1	at DET	4-2 W	5-6-1	11
13	Nov. 2	vs. MTL	1-6 L	5-7-1	11
14	Nov. 5	vs. TOR	2-2 T	5-7-2	12
15	Nov. 8	vs. LAK	3-3 T	5-7-3	13
16	Nov. 10	vs. MNS	5-1 W	6-7-3	15
17	Nov. 12	vs. VAN	3-1 W	7-7-3	17
18	Nov. 15	at TOR	1-2 L	7-8-3	17
19	Nov. 16	vs. NYI	4-0 W	8-8-3	19
20	Nov. 18	at PIT	1-6 L	8-9-3	19
21	Nov. 19	vs. PHI	3-2 W	9-9-3	21
22	Nov. 21	vs. NYR	1-3 L	9-10-3	21
23	Nov. 24	vs. BOS	0-4 L	9-11-3	21
24	Nov. 26	vs. PIT	6-2 W	10-11-3	23
25	Nov. 29	at MNS	0-5 L	10-12-3	23
26	Nov. 30	at PHI	5-5 T	10-12-4	24
27	Dec. 2	at MTL	4-4 T	10-12-5	25
28	Dec. 3	at NYR	2-3 L	10-13-5	25
29	Dec. 7	vs. VAN	5-2 W	11-13-5	27
30	Dec. 9	at STL	1-2 L	11-14-5	27
31	Dec. 10	vs. STL	4-5 L	11-15-5	27
32	Dec. 13	at DET	2-0 W	12-15-5	29
33	Dec. 16	at PIT	3-5 L	12-16-5	29
34	Dec. 17	vs. NYI	4-0 W	13-16-5	31
35	Dec. 20	vs. TOR	5-3 W	14-16-5	33
36	Dec. 21	at NYR	5-2 W	15-16-5	35
37	Dec. 23	at BOS	1-3 L	15-17-5	35
38	Dec. 27	vs. BOS	1-3 L	15-18-5	35
39	Dec. 30	at MTL	1-1 T	15-18-6	36
40	Jan. 2	at NYI	6-1 W	16-18-6	38
41	Jan. 3	vs. PHI	1-3 L	16-19-6	38
42	Jan. 6	at STL	2-2 T	16-19-7	39
43	Jan. 7	vs. VAN	5-2 W	17-19-7	41
44	Jan. 10	vs. CHI	5-2 W	18-19-7	43
45	Jan. 12	vs. TOR	1-0 W	19-19-7	45
46	Jan. 14	vs. LAK	4-1 W	20-19-7	47
47	Jan. 17	at STL	3-3 T	20-19-8	48
48	Jan. 19	vs. STL	1-2 L	20-20-8	48
49	Jan. 21	vs. MTL	2-3 L	20-21-8	48
50	Jan. 24	vs. CAL	2-5 L	20-22-8	48
51	Jan. 26	vs. LAK	3-3 T	20-22-9	49
52	Jan. 28	at BUF	8-5 W	21-22-9	51
53	Feb. 1	vs. MNS	3-1 W	22-22-9	53
54	Feb. 3	at DET	0-1 L	22-23-9	53
55	Feb. 4	at NYR	0-6 L	22-24-9	53
56	Feb. 7	vs. DET	3-5 L	22-25-9	53
57	Feb. 9	vs. CHI	3-4 L	22-26-9	53
58	Feb. 11	vs. CAL	3-1 W	23-26-9	55
59	Feb. 14	at CAL	3-3 T	23-26-10	56
60	Feb. 16	at VAN	0-5 L	23-27-10	56
61	Feb. 17	at LAK	3-3 T	23-27-11	57
62	Feb. 21	at TOR	2-2 T	23-27-12	58
63	Feb. 25	at CHI	2-4 L	23-28-12	58
64	Mar. 1	vs. BUF	4-4 T	23-28-13	59
65	Mar. 3	at MNS	0-3 L	23-29-13	59
66	Mar. 4	vs. CAL	3-2 W	24-29-13	61
67	Mar. 7	vs. DET	2-5 L	24-30-13	61
68	Mar. 9	vs. BOS	2-3 L	24-31-13	61
69	Mar. 10	at PHI	1-2 L	24-32-13	61
70	Mar. 14	vs. STL	1-1 T	24-32-14	62
71	Mar. 17	vs. CHI	3-2 W	25-32-14	64
72	Mar. 18	at BOS	1-7 L	25-33-14	64
73	Mar. 22	vs. NYR	1-4 L	25-34-14	64
74	Mar. 24	at CHI	0-7 L	25-35-14	64
75	Mar. 25	vs. PIT	2-4 L	25-36-14	64
76	Mar. 28	at PIT	3-6 L	25-37-14	64
77	Mar. 29	at PHI	2-4 L	25-38-14	64
78	Apr. 1	vs. NYI	4-4 T	25-38-15	65



2014-15 RESULTS



2014-15 NHL STATISTICS

WESTERN CONFERENCE

CENTRAL

RANK	TEAM	DIV	GP	W	L	OT	P	ROW	GF	GA	DIFF	HOME	AWAY	S/O
1	y - St. Louis	C	82	51	24	7	109	42	248	201	+47	27-12-2	24-12-5	9-4
2	x - Nashville	C	82	47	25	10	104	41	232	208	+24	28-9-4	19-16-6	6-6
3	x - Chicago	C	82	48	28	6	102	39	229	189	+40	24-12-5	24-16-1	9-3

PACIFIC

RANK	TEAM	DIV	GP	W	L	OT	P	ROW	GF	GA	DIFF	HOME	AWAY	S/O
1	z - Anaheim	P	82	51	24	7	109	43	236	226	+10	26-12-3	25-12-4	8-5
2	x - Vancouver	P	82	48	29	5	101	42	242	222	+20	24-15-2	24-14-3	6-2
3	x - Calgary	P	82	45	30	7	97	41	241	216	+25	23-13-5	22-17-2	4-3

WILD CARD

RANK	TEAM	DIV	GP	W	L	OT	P	ROW	GF	GA	DIFF	HOME	AWAY	S/O
1	x - Minnesota	C	82	46	28	8	100	42	231	201	+30	22-13-6	24-15-2	4-3
2	x - Winnipeg	C	82	43	26	13	99	36	230	210	+20	23-13-5	20-13-8	7-6
3	Los Angeles	P	82	40	27	15	95	38	220	205	+15	25-9-7	15-18-8	2-8
4	Dallas	C	82	41	31	10	92	37	261	260	+1	17-16-8	24-15-2	4-3
5	Colorado	C	82	39	31	12	90	29	219	227	-8	23-15-3	16-16-9	10-4
6	San Jose	P	82	40	33	9	89	36	228	232	-4	19-17-5	21-16-4	4-6
7	Edmonton	P	82	24	44	14	62	19	198	283	-85	15-23-3	9-21-11	5-7
8	Arizona	P	82	24	50	8	56	19	170	272	-102	11-25-5	13-25-3	5-5

EASTERN CONFERENCE

ATLANTIC

RANK	TEAM	DIV	GP	W	L	OT	P	ROW	GF	GA	DIFF	HOME	AWAY	S/O
1	y - Montreal	A	82	50	22	10	110	43	221	189	+32	26-9-6	24-13-4	7-5
2	x - Tampa Bay	A	82	50	24	8	108	47	262	211	+51	32-8-1	18-16-7	3-5
3	x - Detroit	A	82	43	25	14	100	39	235	221	+14	22-10-9	21-15-5	4-10

METROPOLITAN

RANK	TEAM	DIV	GP	W	L	OT	P	ROW	GF	GA	DIFF	HOME	AWAY	S/O
1	p - NY Rangers	M	82	53	22	7	113	49	252	192	+60	25-11-5	28-11-2	4-5
2	x - Washington	M	82	45	26	11	101	40	242	203	+39	23-13-5	22-13-6	5-4
3	x - NY Islanders	M	82	47	28	7	101	40	252	230	+22	25-14-2	22-14-5	7-6

WILD CARD

RANK	TEAM	DIV	GP	W	L	OT	P	ROW	GF	GA	DIFF	HOME	AWAY	S/O
1	x - Ottawa	A	82	43	26	13	99	37	238	215	+23	23-13-5	20-13-8	6-7
2	x - Pittsburgh	M	82	43	27	12	98	39	221	210	+11	23-14-4	20-13-8	4-6
3	Boston	A	82	41	27	14	96	37	213	211	+2	24-10-7	17-17-7	4-10
4	Florida	A	82	38	29	15	91	30	206	223	-17	21-13-7	17-16-8	8-10
5	Columbus	M	82	42	35	5	89	33	236	250	-14	19-20-2	23-15-3	9-2
6	Philadelphia	M	82	33	31	18	84	30	215	234	-19	23-11-7	10-20-11	3-11
7	New Jersey	M	82	32	36	14	78	27	181	216	-35	19-14-8	13-22-6	5-7
8	Carolina	M	82	30	41	11	71	25	188	226	-38	18-16-7	12-25-4	5-7
9	Toronto	A	82	30	44	8	68	25	211	262	-51	22-17-2	8-27-6	5-5
10	Buffalo	A	82	23	51	8	54	15	161	274	-113	14-22-5	9-29-3	8-5

x - clinched playoff spot y - clinched division z - clinched conference p - clinched Presidents' Trophy

2014-15 FLAMES HIGHS & LOWS - TEAM

MOST RECENT LISTED

LONGEST STREAKS

WINNING: 4 games (3X)
Jan. 10 – Jan. 19

HOME WINNING: 4 games
Oct. 31 – Nov. 18

ROAD WINNING: 5 games
Dec. 22 – Jan. 19

LOSING (REGULATION): 7 games
Dec. 6 – Dec. 19

HOME LOSING (REGULATION): 3 games (2X)
Jan. 2 – Jan. 9

ROAD LOSING (REGULATION): 4 games
Dec. 9 – Dec. 14

MOST GOALS

FOR, ONE GAME: 6 goals (4x)
Mar. 13 (CGY 6 vs. TOR 3)

FOR, ONE HOME GAME: 6 goals (2x)
Mar. 13 (CGY 6 vs. TOR 3)

FOR, ONE ROAD GAME: 6 goals (2x)
Nov. 8 (CGY 6 @ FLA 4)

AGAINST, ONE GAME: 6 goals (3x)
Feb. 20 (ANA 6 @ CGY 3)

AGAINST, ONE HOME GAME: 6 goals (2x)
Feb. 20 (ANA 6 @ CGY 3)

AGAINST, ONE ROAD GAME: 6 goals
Jan. 21 (ANA 6 vs. CGY 3)

TOTAL GOALS, ONE GAME: 11 goals
Jan. 9 (FLA 6 @ CGY 5)

FOR, ONE PERIOD: 4 goals (3x)
Mar. 13 (CGY 6 vs. TOR 3) 1st period

AGAINST, ONE PERIOD: 5 goals
Feb. 20 (ANA 6 @ CGY 3) 3rd period

LARGEST

WINNING MARGIN: 5 goals
Oct. 23 (CGY 5 @ CAR 0)

LOSING MARGIN: 4 goals (3x)
Apr. 11 (WPG 5 vs. CGY 1)

MOST SHOTS, GAME

FOR: 46 shots
Mar. 8 (OTT 5 vs. CGY 4) SO

FOR, ONE HOME: 40 shots
Mar. 21 (CBJ 3 @ CGY 2) OT

FOR, ONE ROAD: 46 shots
Mar. 8 (OTT 5 vs. CGY 4) SO

AGAINST: 50 shots
Oct. 15 (CGY 2 @ CHI 1) OT

AGAINST, ONE HOME GAME: 38 shots
Feb. 20 (ANA 6 @ CGY 3)

AGAINST, ONE ROAD GAME: 50 shots
Oct. 15 (CGY 2 @ CHI 1) OT

MOST SHOTS, PERIOD

FOR: 24 shots
Mar. 8 (OTT 5 vs. CGY 4) SO 3rd period

FOR, ONE HOME GAME: 18 shots
Apr. 7 (CGY 3 vs. ARI 2) 1st period

FOR, ONE ROAD GAME: 24 shots
Mar. 8 (OTT 5 vs. CGY 4) SO 3rd period

AGAINST: 19 shots (2x)
Feb. 12 (LAK 5 vs. CGY 3) 2nd period

AGAINST, ONE HOME GAME: 15 shots (2x)
Mar. 13 (CGY 6 vs. TOR 3) 2nd period

AGAINST, ONE ROAD GAME: 19 shots (2x)
Feb. 12 (LAK 5 vs. CGY 3) 2nd period

FEWEST SHOTS, GAME

FOR: 15 shots
Dec. 29 (CGY 2 vs. LAK 1)

FOR, ONE HOME GAME: 15 shots
Dec. 29 (CGY 2 vs. LAK 1)

FOR, ONE ROAD GAME: 18 shots (3x)
Apr. 2 (STL 4 vs. CGY 1)

AGAINST: 16 shots
Oct. 23 (CGY 5 vs. CAR 0)

AGAINST, ONE HOME GAME: 16 shots
Oct. 23 (CGY 5 vs. CAR 0)

AGAINST, ONE ROAD GAME: 19 shots
Dec. 11 (BUF 4 vs. CGY 3)

FEWEST SHOTS, PERIOD

FOR: 2 shots
Oct. 15 (CGY 2 @ CHI 1 OT) 1st period

FOR, ONE HOME GAME: 3 shots (5x)
Mar. 11 (CGY 6 vs. ANA 3) 3rd period

FOR, ONE ROAD GAME: 2 shots
Oct. 15 (CGY 2 @ CHI 1 OT) 1st period

AGAINST: 2 shots
Jan. 27 (CGY 4 vs. BUF 1) 3rd period

AGAINST, ONE HOME GAME: 2 shots
Jan. 27 (CGY 4 vs. BUF 1) 3rd period

AGAINST, ONE ROAD GAME: 3 shots (2x)
Dec. 12 (PIT 3 vs. CGY 1) 3rd period

MOST POWER PLAY GOALS

FOR, ONE GAME: 3 goals
Oct. 31 (CGY 4 vs. NSH 3)

AGAINST, ONE GAME: 2 goals (4x)
Dec. 22 (CGY 4 @ LAK 3) OT

TOTAL, ONE GAME: 3 goals (6x)
Mar. 11 (CGY 6 vs. ANA 3) (2 PPGF, 1 PPGA)

MOST SHORT-HANDED GOALS

FOR, ONE GAME: 2 goals
Mar. 13 (CGY 6 vs. TOR 3)
Mikael Backlund, Sean Monahan

AGAINST, ONE GAME: 1 goal (3x)
Feb. 16 (CGY 4 vs. BOS 3 OT)
Brad Marchand

TOTAL, ONE GAME: 2 goals
Mar. 13 (CGY 6 vs. TOR 3)
Mikael Backlund, Sean Monahan
(2 SHGF, 0 SHGA)

2014-15 FLAMES HIGHS & LOWS - INDIVIDUAL

MOST RECENT LISTED

MOST CONSECUTIVE GAMES:**SCORING GOALS:** 4 games (3x)

Mikael Backlund, Jan. 7 – Jan. 15 (4 goals)

REGISTERING ASSISTS: 6 games (2x)

Jiri Hudler, Dec. 20 – Jan. 2 (8 assists)

SCORING POINTS: 9 gamesMark Giordano, Oct. 28 – Nov. 15
(5 goals, 9 assists)**MOST:****GAMES PLAYED:** 81 games (2x)

T.J. Brodie, Sean Monahan

GOALS: 31 goals (2x)

Jiri Hudler, Sean Monahan

GOALS, ONE GAME: 3 goals (3x)Johnny Gaudreau,
Dec. 22 (CGY 4 @ LAK 3) OT**ASSISTS:** 45 assists

Jiri Hudler

ASSISTS, ONE GAME: 3 assists (7x)Kris Russell and Dennis Wideman,
Mar. 11 (CGY 6 vs. ANA 3)**POINTS:** 76 points

Jiri Hudler (31 goals, 45 assists)

POINTS, ONE GAME: 3 points

Jiri Hudler (2G, 1A), Apr. 9 (CGY 3 vs. LAK 1)

PENALTY MINUTES: 88 minutes

Brandon Bollig

PENALTY MINUTES, ONE GAME: 20 (2x)

Brandon Bollig, Apr. 2 (STL 4 vs. CGY 1)

POWER PLAY GOALS: 10 goals

Sean Monahan

GAME WINNING GOALS: 8 goals

Sean Monahan

GAME WINNING SHOOT-OUT GOALS: 1 (4x)Joe Colborne, Jiri Hudler, Sean Monahan,
David Schlemko**OVERTIME GOALS:** 3 goals

Sean Monahan

SHORT-HANDED GOALS: 2 goals

Mikael Backlund

SHOTS: 191 shots

Sean Monahan

SHOTS, ONE GAME: 7 shots (3x)Johnny Gaudreau,
Jan. 21 (ANA 6 vs. CGY 3)**FASTEST OPENING GOAL:****FOR:** 0:33 Micheal Ferland,

Apr. 11 (WPG 5 vs. CGY 1)

AGAINST: 0:22 Ryan Getzlaf,

Mar. 11 (CGY 6 vs. ANA 3)

**FASTEST OPENING GOAL OTHER
THAN 1ST PERIOD:****FOR:** 0:24 Sean Monahan,

Jan. 17 (CGY 4 @ SJS 3) OT

AGAINST: 0:12 Logan Couture,

Jan. 17 (CGY 4 @ SJS 3) OT 2nd period

2014-15 FLAMES HIGHS & LOWS

FLAMES MONTH-BY-MONTH RECORD:

MONTH	GP	W	L	OTL	L/SO	GF	GA	PTS
OCT.	12	6	4	1	1	31	27	14
NOV.	13	9	4	0	0	47	37	18
DEC.	14	6	7	1	0	36	39	13
JAN.	11	6	5	0	0	30	26	12
FEB.	12	6	5	1	0	31	31	13
MAR.	15	9	3	1	2	54	44	21
APR.	5	3	2	0	0	12	12	6
TOTAL	82	45	30	4	3	241	216	97

FLAMES TEAM-BY-TEAM RECORD:

HOME									ROAD							
GP	W	L	OTL	SOL	GF	GA	PTS	TEAM	GP	W	L	OTL	SOL	GF	GA	PTS
3	2	1	0	0	13	12	4	ANA	2	0	2	0	0	5	9	0
3	3	0	0	0	13	7	6	ARI	2	2	0	0	0	7	1	4
1	1	0	0	0	4	3	2	BOS	1	1	0	0	0	4	3	2
1	1	0	0	0	4	1	2	BUF	1	0	1	0	0	3	4	0
1	1	0	0	0	5	0	2	CAR	1	0	1	0	0	1	4	0
1	0	1	0	0	3	4	0	CHI	2	0	1	1	0	3	3	1
2	2	0	0	0	7	5	4	COL	1	0	1	0	0	2	3	0
1	0	0	1	0	2	3	1	CBJ	1	0	1	0	0	2	3	0
2	0	1	0	1	4	6	1	DAL	1	1	0	0	0	5	3	2
1	0	1	0	0	2	3	0	DET	1	1	0	0	0	5	2	2
3	3	0	0	0	12	6	6	EDM	2	2	0	0	0	9	2	4
1	0	1	0	0	5	6	0	FLA	1	1	0	0	0	6	4	2
2	2	0	0	0	5	2	4	LAK	3	2	1	0	0	9	9	4
2	0	1	1	0	2	4	1	MIN	1	0	1	0	0	2	4	0
1	0	0	0	1	1	2	1	MTL	1	1	0	0	0	6	2	2
1	1	0	0	0	4	3	2	NSH	2	2	0	0	0	8	4	4
1	1	0	0	0	5	4	2	NJD	1	1	0	0	0	3	1	2
1	0	1	0	0	1	2	0	NYI	1	0	1	0	0	1	2	0
1	0	1	0	0	2	5	0	NYR	1	0	1	0	0	0	1	0
1	1	0	0	0	4	2	2	OTT	1	0	0	0	1	4	5	1
1	1	0	0	0	4	1	2	PHI	1	1	0	0	0	3	2	2
1	0	1	0	0	0	4	0	PIT	1	0	1	0	0	1	3	0
2	1	1	0	0	5	4	2	SJS	3	3	0	0	0	10	4	6
1	0	1	0	0	0	4	0	STL	2	0	2	0	0	2	8	0
1	0	0	1	0	1	2	1	TBL	1	0	1	0	0	2	5	0
1	1	0	0	0	6	3	2	TOR	1	0	1	0	0	1	4	0
2	1	1	0	0	5	6	2	VAN	2	1	0	1	0	3	3	3
1	0	1	0	0	1	3	0	WSH	1	1	0	0	0	4	3	2
1	1	0	0	0	5	2	2	WPG	2	1	1	0	0	5	6	2
41	23	13	3	2	125	109	51	TOTAL	41	22	17	1	1	116	107	46


2014-15 FLAMES SCORING SUMMARY

REGULAR SEASON																	
RANK	PLAYER	POS	GP	G	A	P	+/-	PIM	PP	SH	GW	OT	S	S%	TOI/G	SFT/G	FO%
1	Jiri Hudler	C	78	31	45	76	+17	14	6	0	5	1	158	19.6	18:00	25.7	45.6
2	Johnny Gaudreau	L	80	24	40	64	+11	14	8	0	4	0	167	14.4	17:43	24.6	37.5
3	Sean Monahan	C	81	31	31	62	+8	12	10	1	8	3	191	16.2	19:37	27.6	49.3
4	Dennis Wideman	D	80	15	41	56	+6	34	6	0	2	1	173	8.7	24:38	31.1	0.0
5	Mark Giordano	D	61	11	37	48	+13	37	2	1	2	1	157	7.0	25:10	31.3	0.0
6	T.J. Brodie	D	81	11	30	41	+15	30	3	1	3	1	133	8.3	25:12	32.1	0.0
7	Lance Bouma	C	78	16	18	34	+10	54	0	0	4	0	104	15.4	14:00	21.9	39.2
8	Kris Russell	D	79	4	30	34	+18	17	1	0	0	0	111	3.6	23:56	31.7	0.0
9	David Jones	R	67	14	16	30	-3	18	2	0	1	0	114	12.3	14:20	21.8	48.4
10	Curtis Glenross	L	53	9	19	28	+3	39	2	0	1	0	87	10.3	16:40	23.7	40.0
11	Joe Colborne	C	64	8	20	28	+7	43	1	1	1	0	67	11.9	15:25	22.3	52.4
12	Mikael Backlund	C	52	10	17	27	+4	14	0	2	2	1	103	9.7	17:44	26.3	48.3
13	Josh Jooris	C	60	12	12	24	+1	16	4	0	4	1	89	13.5	14:29	22.8	48.7
14	Mason Raymond	L	57	12	11	23	-8	8	0	0	1	0	123	9.8	14:48	21.4	0.0
15	Paul Byron	C	57	6	13	19	-2	8	1	0	0	0	62	9.7	14:28	23.3	35.0
16	Markus Granlund	C	48	8	10	18	-4	16	1	0	1	0	65	12.3	13:22	21.2	36.8
17	Matt Stajan	C	59	7	10	17	+7	28	0	0	0	0	46	15.2	11:59	19.0	50.3
18	Deryk Engelland	D	76	2	9	11	-16	53	0	0	0	0	51	3.9	14:23	20.7	0.0
19	Micheal Ferland	L	26	2	3	5	+1	16	0	0	1	0	34	5.9	10:31	18.5	0.0
20	Brandon Bollig	L	62	1	4	5	-9	88	0	0	0	0	67	1.5	8:35	13.9	60.0
21	Raphael Diaz	D	56	2	4	4	-3	10	1	0	1	0	52	3.8	12:01	17.2	0.0
22	Sven Baertschi	L	15	0	4	4	-3	6	0	0	0	0	11	0.0	9:12	14.8	0.0
23	Drew Shore	C	11	1	2	3	-5	0	0	0	0	0	13	7.7	10:39	17.2	49.2
24	Ladislav Smid	D	31	0	1	1	-12	13	0	0	0	0	21	0.0	13:58	19.2	0.0
25	Sam Bennett	C	1	0	1	1	-1	0	0	0	0	0	1	0.0	16:00	25.0	16.7
26	Emile Poirier	L	6	0	1	1	+1	0	0	0	0	0	2	0.0	7:59	13.7	0.0
27	Brian McGrattan	R	8	0	0	0	-2	4	0	0	0	0	10	0.0	6:38	10.5	0.0
28	David Wolf	L	3	0	0	0	+0	2	0	0	0	0	1	0.0	9:23	15.3	50.0
29	Devin Setoguchi	R	12	0	0	0	-7	4	0	0	0	0	12	0.0	12:08	19.3	50.0
30	Corban Knight	C	2	0	0	0	+0	0	0	0	0	0	2	0.0	6:24	10.0	81.8
31	Tyler Wotherspoon	D	1	0	0	0	-3	0	0	0	0	0	1	0.0	20:19	28.0	0.0
32	Corey Potter	D	6	0	0	0	-1	0	0	0	0	0	2	0.0	9:39	14.3	0.0
33	David Schlemko	D	19	0	0	0	+6	8	0	0	0	0	15	0.0	12:38	18.2	0.0
34	Max Reinhart	C	4	0	0	0	-3	0	0	0	0	0	3	0.0	8:05	12.0	20.7
35	Brett Kulak	D	1	0	0	0	+0	2	0	0	0	0	0	0.0	19:31	29.0	0.0
36	John Ramage	D	1	0	0	0	-1	0	0	0	0	0	4	0.0	18:10	25.0	0.0

GOALTENDERS


RANK	PLAYER	GP	GS	W	L	OT	SA	GA	GAA	SV	SV%	SO	G	A	PIM	TOI
1	Jonas Hiller	52	44	26	19	4	1376	113	2.36	1263	.918	1	0	0	0	2,870:53
2	Karri Ramo	34	32	15	9	3	852	75	2.60	777	.912	2	0	0	0	1,731:47
3	Joni Ortio	6	6	4	2	0	153	14	2.52	139	.908	1	0	0	0	333:17

2014-15 FLAMES TOP GOAL SCORERS




SEAN MONAHAN

Tied for 1st on Flames with 31 goals



JIRI HUDLER

Tied for 1st on Flames with 31 goals



JOHNNY GAUDREAU

3rd on Flames with 24 goals

INDIVIDUAL GOAL SCORING BREAKDOWN

PLAYER	TOT							RECORD WHEN SCORING							
		1	2	3	OT	SO	1H	2H	HOM	ROA	ENG	GP	W	L	OT
Mikael Backlund	10	2	4	3	1	0	2	8	3	7	1	10	6	3	1
Brandon Bollig	1	0	0	1	0	0	0	1	1	0	0	1	1	0	0
Lance Bouma	16	2	2	12	0	0	6	10	9	7	1	14	11	2	1
T.J. Brodie	11	2	3	5	1	0	6	5	5	6	1	10	8	2	0
Paul Byron	6	2	3	1	0	0	5	1	6	0	0	5	3	2	0
Joe Colborne	8	3	1	4	0	1	3	5	4	4	0	7	5	1	1
Raphael Diaz	2	0	1	1	0	0	0	2	1	1	0	2	2	0	0
Deryk Engelland	2	0	1	1	0	0	0	2	2	0	0	1	0	0	1
Micheal Ferland	2	1	1	0	0	0	0	2	0	2	0	2	1	1	0
Johnny Gaudreau	24	8	6	10	0	2	13	11	14	10	1	19	14	3	2
Mark Giordano	11	1	7	2	1	0	10	1	4	7	1	11	7	3	1
Curtis Glencross	9	1	3	5	0	0	8	1	6	3	0	8	6	2	0
Markus Granlund	8	2	1	5	0	0	5	3	2	6	0	7	5	2	0
Jiri Hudler	31	5	13	12	1	2	13	18	15	16	3	27	20	5	2
David Jones	14	4	5	5	0	0	6	8	6	8	1	14	9	4	1
Josh Jooris	12	3	1	7	1	1	9	3	7	5	1	9	6	3	0
Sean Monahan	31	5	11	12	3	2	11	20	18	13	2	28	21	6	1
Mason Raymond	12	3	4	5	0	0	6	6	3	9	0	9	6	3	0
Kris Russell	4	1	1	2	0	0	0	4	1	3	0	3	2	0	1
Drew Shore	1	1	0	0	0	0	0	1	1	0	0	1	1	0	0
Matt Stajan	7	3	3	1	0	0	1	6	6	1	0	5	3	2	0
Dennis Wideman	15	5	4	5	1	0	10	5	9	6	0	13	10	2	1

Only includes goals scored with the Calgary Flames.

2014-15 FLAMES GOALS

POWER-PLAY GOALS FOR

PLAYER	ANA	ARI	BOS	BUF	CAR	CHI	COL	CBJ	DAL	DET	EDM	FLA	LAK	MIN	MTL	NSH	NJD	NYI	NYR	OTT	PHI	PIT	STL	SJS	TBL	TOR	VAN	WSH	WPG	TL	
Backlund																														0	
Baertschi																															0
Bennett																															0
Bollig																															0
Bouma																															0
Brodie											1	1				1															3
Byron						1																									1
Colborne											1																				1
Diaz																													1	1	
Engelland																															0
Ferland																															0
Gaudreau	1	1	1	1								1	1							1									1	8	
Giordano				1												1					1										2
Glencross														1							1				1						3
Glencross																			1				1								2
Granlund																											1				1
Hudler		1	1																						3		1				6
Jones					1								1																		2
Jooris		1														1	1			1											4
Knight																															0
Kulak																															0
McGrattan																															0
Monahan	2		1					1		1	1					1	1				1				1					10	
Poirier																															0
Potter																															0
Ramage																															0
Raymond																															0
Reinhart																															0
Russell																					1										1
Schlemko																															0
Shore																															0
Setoguchi																															0
Smid																															0
Stajan																															0
Wideman						1	1		1		1															1			1		6
Wolf																															0
Wotherspoon																															0
TOTALS	3	3	3	2	1	2	1	1	1	1	4	2	2	0	1	3	2	0	1	2	2	0	1	3	2	2	0	1	2	48	

POWER-PLAY RECORD

ADVANTAGES	PP GOALS	PCT.	NHL RANK
255	48	18.8	13th

POWER-PLAY GOALS AGAINST

ANA	ARI	BOS	BUF	CAR	CHI	COL	CBJ	DAL	DET	EDM	FLA	LAK	MIN	MTL	NSH	NJD	NYI	NYR	OTT	PHI	PIT	STL	SJS	TBL	TOR	VAN	WSH	WPG	TOTAL	
3	1	0	1	1	3	1	1	2	2	3	0	2	1	0	1	1	2	1	0	0	0	3	1	0	2	2	2	2	0	36

PENALTY KILL RECORD

DISADVANTAGES	PPG AGAINST	PCT.	NHL RANK
186	36	80.6	T-20th

SHORTHANDED GOALS

FOR (6)

PLAYER	DATE	VS.	RESULT
M. Giordano	Nov. 8	at FLA	6-4 W
M. Backlund	Jan. 7	vs. DET	2-3 L
J. Colborne	Jan. 17	at SJS	4-3 OTW
T.J. Brodie	Feb. 25	at NJD	3-1 W
M. Backlund	Mar. 13	vs. TOR	6-3 W
P. Byron	Mar. 13	vs. TOR	6-3 W

AGAINST (3)

PLAYER	DATE	VS.	RESULT
B. Boyle	Nov. 6	at TBL	2-5 L
R. Nash	Dec. 16	vs. NYR	2-5 L
B. Marchand	Feb. 16	vs. BOS	4-3 OTW

EMPTY NET GOALS

FOR (12)

PLAYER	DATE	VS.	RESULT
M. Giordano	Nov. 2	at MTL	6-2 W
J. Gaudreau	Nov. 8	at FLA	6-4 W
J. Hudler	Nov. 26	at SJS	2-0 W
J. Jooris	Dec. 2	vs. ARI	5-2 W
S. Monahan	Jan. 15	at ARI	4-1 W
S. Monahan	Feb. 2	vs. WPG	5-2 W
D. Jones	Feb. 9	at SJS	4-1 W
T.J. Brodie	Feb. 25	at NJD	3-1 W
J. Hudler	Mar. 6	at DET	5-2 W
L. Bourma	Mar. 29	at NSH	5-2 W
M. Backlund	Mar. 30	at DAL	5-3 W
J. Hudler	Apr. 9	vs. LAK	3-1 W

AGAINST (11)

PLAYER	DATE	VS.	RESULT
H. Sedin	Oct. 8	vs. VAN	2-4 L
V. Filppula	Nov. 6	at TBL	2-5 L
P. Kessel	Dec. 9	at TOR	1-4 L
N. Kadri	Dec. 9	at TOR	1-4 L
C. Hagelin	Dec. 16	vs. NYR	2-5 L
Y. Weber	Dec. 20	at VAN	2-3 OTL
R. Kesler	Jan. 21	at ANA	3-6 L
H. Lindholm	Feb. 20	vs. ANA	3-6 L
C. Clutterbuck	Feb. 27	at NYI	1-2 L
D. Backes	Mar. 17	vs. STL	0-4 L
P. Berglund	Apr. 2	at STL	1-4 L

HAT TRICKS

FOR (3)

PLAYER	DATE	VS.	RESULT	GOALIE	GOALS
M. Raymond	Oct. 9	at EDM	5-2 W	B. Scrivens	3
J. Jooris	Dec. 2	vs. ARI	5-2 W	M. Smith	3
J. Gaudreau	Dec. 22	at LAK	4-3 OTW	J. Quick	3

AGAINST (1)

PLAYER	DATE	VS.	RESULT	GOALIE	GOALS
T. Toffoli	Feb. 12	at LAK	3-5 L	J. Hiller	3

2014-15 FLAMES GOALS

PENALTY BREAKDOWN

MULTIPLE POINT GAMES

PLAYER	PENALTY BREAKDOWN						GOALS					ASSISTS				POINTS				
	GP	PIM	MINOR	MAJOR	MISC	G MISC	2	3	4	TOTAL	2	3	4	TOTAL	2	3	4	5	TOTAL	
Backlund	52	14	7	0	0	0	0	0	0	0	2	0	0	2	4	0	0	0	4	
Baertschi	15	6	3	0	0	0	0	0	0	0	1	0	0	1	1	0	0	0	1	
Bennett	1	0	0	0	0	0	0	0	0	0	0	0	0	0	0	0	0	0	0	
Bollig	62	88	14	8	2	1	0	0	0	0	0	0	0	0	0	0	0	0	0	
Bouma	78	54	12	4	1	1	2	0	0	2	2	1	0	3	9	1	0	0	10	
Brodie	81	30	15	0	0	0	1	0	0	1	2	1	0	3	5	1	0	0	6	
Byron	57	8	4	0	0	0	1	0	0	1	1	0	0	1	3	0	0	0	3	
Colborne	64	43	19	1	0	0	1	0	0	1	2	1	0	3	5	1	0	0	6	
Diaz	56	10	5	0	0	0	0	0	0	0	0	0	0	0	0	0	0	0	0	
Engelland	76	53	9	7	0	0	1	0	0	1	1	0	0	1	2	0	0	0	2	
Ferland	26	16	3	2	0	0	0	0	0	0	0	0	0	0	0	0	0	0	0	
Gaudreau	80	14	6	0	0	0	3	1	0	4	5	0	0	5	10	4	0	0	14	
Giordano	61	37	16	1	0	0	0	0	0	0	3	1	0	4	6	2	0	0	8	
Glencross	53	39	12	1	1	0	1	0	0	1	2	0	0	2	6	0	0	0	6	
Granlund	48	16	7	0	0	0	1	0	0	1	1	0	0	1	3	0	0	0	3	
Hudler	78	14	7	0	0	0	4	0	0	4	12	0	0	12	19	4	0	0	23	
Jones	67	18	8	0	0	0	0	0	0	0	1	0	0	1	6	0	0	0	6	
Jooris	60	16	8	0	0	0	1	1	0	2	1	0	0	1	3	1	0	0	4	
Knight	2	0	0	0	0	0	0	0	0	0	0	0	0	0	0	0	0	0	0	
Kulak	1	2	1	0	0	0	0	0	0	0	0	0	0	0	0	0	0	0	0	
McGrattan	8	4	2	0	0	0	0	0	0	0	0	0	0	0	0	0	0	0	0	
Monahan	81	12	6	0	0	0	3	0	0	3	2	0	0	2	11	1	0	0	12	
Poirier	6	0	0	0	0	0	0	0	0	0	0	0	0	0	0	0	0	0	0	
Potter	6	0	0	0	0	0	0	0	0	0	0	0	0	0	0	0	0	0	0	
Ramage	1	0	0	0	0	0	0	0	0	0	0	0	0	0	0	0	0	0	0	
Raymond	57	8	4	0	0	0	1	1	0	2	1	0	0	1	1	2	0	0	3	
Reinhart	4	0	0	0	0	0	0	0	0	0	0	0	0	0	0	0	0	0	0	
Russell	79	17	6	1	0	0	1	0	0	1	3	2	0	5	4	2	0	0	6	
Schlemko	19	8	4	0	0	0	0	0	0	0	0	0	0	0	0	0	0	0	0	
Setoguchi	12	4	2	0	0	0	0	0	0	0	0	0	0	0	0	0	0	0	0	
Shore	11	0	0	0	0	0	0	0	0	0	0	0	0	0	0	0	0	0	0	
Smid	31	13	4	1	0	0	0	0	0	0	0	0	0	0	0	0	0	0	0	
Stajan	59	28	14	0	0	0	2	0	0	2	0	0	0	0	2	0	0	0	2	
Wideman	80	34	17	0	0	0	2	0	0	2	10	1	0	11	13	2	0	0	15	
Wolf	3	2	1	0	0	0	0	0	0	0	0	0	0	0	0	0	0	0	0	
Wotherspoon	1	0	0	0	0	0	0	0	0	0	0	0	0	0	0	0	0	0	0	

2014-15 FLAMES RESULTS OVERALL

GOAL KEY: underline = power play goal, * = shorthanded goal, **bold italic** = GW shoot-out goal, + = game-winning goal, \$ = empty net, # = penalty shot

OVERALL

GAME#	DAY	DATE	HOME	AWAY	RESULT	RECORD	PTS	GF	GA	FLAMES GOALS BY #	DECIDING GOAL	SHOTS-CG/OPP	PP	PK	GOALIE	SAVES / SHOTS	SAVE %	ATTENDANCE	CONF. RANK
1	Wed.	Oct. 8	CGY	VAN	2-4 L	0-1-0-0	0	2	4	32, 24		25/33	0/4	2/3	Hiller	29/32	.906	19,289	7
2	Thu.	Oct. 9	EDM	CGY	5-2 W	1-1-0-0	2	7	6	21, 24, 21, 21, 7	Rymond	26/40	1/2	1/3	Ramo	38/40	.950	16,839	-
3	Sat.	Oct. 11	STL	CGY	1-4 L	1-2-0-0	2	8	11	7, 5, 8	Backes	24/39	1/6	3/5	Hiller	35/39	.897	17,120	10
4	Tue.	Oct. 14	NSH	CGY	3-2 W(SO)	2-2-0-0	4	11	12	7, 5, 8	Colborne	28/21	1/3	2/2	Ramo	19/21	.905	15,654	8
5	Wed.	Oct. 15	CHI	CGY	2-1 W(OT)	3-2-0-0	6	13	13	6, 11	Backlund	49/50	0/1	6/7	Hiller	49/50	.980	21,112	4
6	Fri.	Oct. 17	CLB	CGY	2-3 L	3-3-0-0	6	15	16	21, 86	Calvert	31/26	0/4	4/5	Ramo	23/26	.885	15,987	6
7	Sun.	Oct. 19	WPG	CGY	4-1 W	4-3-0-0	8	15	17	6+, 13, 21, 7	Gaudreau	29/35	1/3	2/2	Hiller	34/35	.971	15,016	5
8	Tue.	Oct. 21	CGY	TBL	1-2 L(OT)	4-3-1-0	9	20	19	6	Palat	22/22	1/2	0/0	Ramo	20/22	1.000	19,289	6
9	Thu.	Oct. 23	CGY	CAR	5-0 W	5-3-1-0	11	25	19	6, 18, 23, 23, 17	Wideman	24/16	0/2	2/2	Hiller	16/16	1.000	19,289	4
10	Sat.	Oct. 25	CGY	WSH	1-3 L	5-4-1-0	11	26	22	6	Parenteau	38/19	0/7	3/3	Ramo	27/30	.900	19,095	6
11	Tue.	Oct. 28	CGY	MTL	1-2 L(SO)	5-4-1-0	12	27	24	5	Backstrom	38/19	0/7	3/3	Hiller	18/19	.947	19,289	6
12	Fri.	Oct. 31	CGY	NSH	4-3 W	6-4-1-1	14	31	27	23, 24, 7, 13	Gaudreau	30/31	2/2	0/1	Hiller	27/30	.900	18,505	5
13	Sun.	Nov. 2	MTL	CGY	6-2 W	7-4-1-1	16	37	29	86, 60, 20, 86, 17, 5\$	Glenross	36/20	1/6	1/1	Hiller	18/20	.900	21,287	4
14	Tue.	Nov. 4	WSH	CGY	4-3 W(OT)	8-4-1-1	18	41	32	17, 5, 60+, 23	Monahan	23/34	0/1	2/3	Hiller	31/34	.912	18,506	3
15	Thu.	Nov. 6	TBL	CGY	2-5 L	8-5-1-1	18	43	37	24, 23	Boyle	31/33	1/4	1/1	Hiller	28/32	.875	18,276	5
16	Sat.	Nov. 8	FLA	CGY	6-4 W	9-5-1-1	20	49	41	19, 5*, 24, 23, 17+, 13\$	Bourna	25/31	1/4	3/3	Ramo	18/22	.818	9,230	3
17	Mon.	Nov. 10	CAR	CGY	1-4 L	9-6-1-1	20	50	45	19	Faulk	23/31	1/1	2/3	Hiller	9/9	1.000	9,906	4
18	Thu.	Nov. 13	CGY	ARI	5-3 W	10-6-1-1	22	55	48	32, 32, 23, 5, 19	Giordano	25/23	0/3	0/1	Hiller	22/25	.880	18,698	5
19	Sat.	Nov. 15	CGY	OTT	4-2 W	11-6-1-1	24	59	50	32, 60, 86, 17	Jooris	25/25	1/2	6/6	Ramo	23/25	.920	19,289	5
20	Tue.	Nov. 18	CGY	ANA	4-3 W(SO)	12-6-1-1	26	63	53	24, 6, 6, 23	Monahan	19/27	0/5	1/3	Hiller	24/27	.889	18,421	3
21	Thu.	Nov. 20	CGY	CHI	3-4 L	12-7-1-1	26	66	57	32, 6, 23	Kane	27/22	2/6	1/2	Hiller	18/22	.818	19,289	5
22	Sat.	Nov. 22	CGY	NJD	5-4 W(SO)	13-7-1-1	28	71	61	20, 86, 24, 20+, 24	Hudler	37/29	1/6	1/2	Ramo	25/29	.862	18,874	3
23	Tue.	Nov. 25	ANA	CGY	2-3 L	13-8-1-1	28	73	64	7, 24	Palmieri	34/29	0/4	0/0	Hiller	26/29	.897	17,174	5
24	Wed.	Nov. 26	SJS	CGY	2-0 W	14-8-1-1	30	75	64	24, 24\$	Hudler	32/32	1/2	2/2	Ramo	32/32	1.000	17,353	5
25	Sat.	Nov. 29	ARI	CGY	3-0 W	15-8-1-1	32	78	64	7, 13, 24	Brodie	29/26	1/3	1/1	Ramo	26/26	1.000	13,530	5
26	Thu.	Dec. 2	CGY	ARI	5-2 W	16-8-1-1	34	83	66	19, 86, 86, 23, 98\$	Jooris	24/29	1/3	1/1	Ramo	27/29	.931	18,837	5
27	Thu.	Dec. 4	CGY	COL	4-3 W(OT)	17-8-1-1	36	87	69	6, 20, 6+, 23	Monahan	25/29	1/3	1/1	Ramo	26/29	.897	18,651	4
28	Sat.	Dec. 6	CGY	SJ	2-3 L	17-9-1-1	36	89	72	5, 13	Marifeau	35/30	0/3	1/3	Ramo	27/30	.900	18,818	6
29	Tue.	Dec. 9	TOR	CGY	1-4 L	17-10-1-1	36	90	76	60	van Riemsdyk	33/29	1/3	1/2	Hiller	25/27	.926	19,122	6
30	Thu.	Dec. 11	BUF	CGY	3-4 L	17-11-1-1	36	93	80	5, 19, 23	Moulson	45/19	1/4	2/2	Ramo	15/19	.789	18,208	6
31	Fri.	Dec. 12	PIT	CGY	1-3 L	17-12-1-1	36	94	83	13	Letang	27/22	0/5	5/5	Hiller	19/22	.864	18,471	7
32	Sun.	Dec. 14	CHI	CGY	1-2 L	17-13-1-1	36	95	85	24	Saad	24/28	0/3	1/2	Hiller	26/28	.929	21,572	9
33	Tue.	Dec. 16	CGY	NJR	2-5 L	17-14-1-1	36	97	90	24, 20	Nash	31/23	1/4	2/3	Ramo	9/3	.692	18,352	9
34	Fri.	Dec. 19	CGY	DAL	1-2 L	17-15-1-1	36	98	92	5	Daley	22/21	0/4	1/1	Hiller	19/21	.905	19,289	9
35	Sat.	Dec. 20	VAN	CGY	2-3 L(OT)	17-15-2-1	37	100	95	19, 13+	Tanveer	28/32	0/3	3/4	Hiller	29/32	.938	18,747	9
36	Mon.	Dec. 22	LAK	CGY	4-3 W(OT)	18-15-2-1	39	104	98	13, 13, 13+, 5	Giordano	28/34	1/2	0/2	Hiller	31/34	.912	18,230	9
37	Sat.	Dec. 27	CGY	EDM	4-1 W	19-15-2-1	41	108	99	8, 13, 13, 20	Gaudreau	27/27	0/3	5/5	Hiller	26/27	.963	19,289	9
38	Mon.	Dec. 29	CGY	LAK	2-1 W	20-15-2-1	43	110	100	20, 60	Granlund	15/27	0/2	2/2	Hiller	26/27	.963	19,289	9
39	Wed.	Dec. 31	CGY	EDM	4-3 W(OT)	21-15-2-1	45	114	105	8, 17, 8+, 86	Jooris	28/20	1/5	2/3	Hiller	17/20	.850	19,289	8
40	Fri.	Jan. 2	CGY	NYI	1-2 L	21-16-2-1	45	115	105	13	Tavarez	23/24	0/3	1/2	Hiller	22/24	.917	19,289	8
41	Wed.	Jan. 7	CGY	DET	2-3 L	21-17-2-1	45	117	108	21, 11*	Abdelkader	30/22	0/4	1/2	Ramo	12/13	.923	19,154	9
42	Fri.	Jan. 9	CGY	FLA	5-6 L	21-18-2-1	45	122	114	18, 7, 11, 7, 18	Fleischmann	30/35	1/5	1/1	Hiller	7/9	.778	19,289	9

2014-15 FLAMES RESULTS OVERALL

CONTINUED

OVERALL

GAME#	DAY	DATE	HOME	AWAY	RESULT	RECORD	PTS	GF	GA	FLAMES GOALS BY#	DECIDING GOAL	SWTS - CGY/OPP	PP	PK	GOALIE	SAVES / SHOTS	SAVE %	ATTENDANCE	CONF. RANK
43	Sat.	Jan. 10	ARI	CGY	1-0 W	22-18-2-1	47	123	114	11	Backlund	23/36	0/2	0/0	Ortjo	36/36	1.000	18,870	9
44	Sat.	Jan. 15	ARI	CGY	4-1 W	23-18-2-1	49	127	115	11, 19, 5, 23\$	Jones	25/28	0/2	0/0	Ortjo	27/28	.964	19,982	9
45	Sat.	Jan. 17	SJS	CGY	4-3 W(OT)	24-18-2-1	51	131	118	6, 8*, 24+, 23	Monahan	23/22	0/2	1/2	Ortjo	19/22	.864	17,562	8
46	Mon.	Jan. 21	LAK	CGY	2-1 W(OT)	25-18-2-1	53	133	119	23+, 6	Wideman	33/34	0/5	4/4	Ortjo	33/34	.971	18,230	8
47	Wed.	Jan. 21	ANA	CGY	3-1 W	25-19-2-1	53	136	125	11, 23, 8	Jackman	33/27	0/3	2/2	Ortjo	7/11	.636	16,828	8
48	Tue.	Jan. 27	CGY	BUF	4-1 W	26-19-2-1	55	140	126	13, 86, 3, 13	Jooris	31/18	1/2	3/4	Hiller	14/15	.933	18,563	8
49	Thu.	Jan. 29	CGY	MIN	0-1 L	26-20-2-1	55	140	127		Koivu	30/32	0/1	1/1	Hiller	17/18	.944	19,289	8
50	Sat.	Jan. 31	CGY	EDM	4-2 W	27-20-2-1	57	144	129	32, 17, 23, 17	Monahan	33/19	1/4	1/1	Hiller	31/32	.969	19,289	8
51	Mon.	Feb. 2	CGY	WPG	5-2 W	28-20-2-1	59	149	131	19, 21, 33, 25, 23\$	Diaz	28/19	1/3	2/2	Hiller	17/19	.895	19,289	8
52	Wed.	Feb. 4	CGY	SJS	3-1 W	29-20-2-1	61	152	132	4, 24, 21	Hudler	28/29	1/2	3/3	Hiller	17/19	.895	18,824	6
53	Fri.	Feb. 6	CGY	PIT	0-4 L	29-21-2-1	61	152	136		Perron	21/30	0/4	3/3	Hiller	28/29	.966	18,781	5
54	Mon.	Feb. 9	SJS	CGY	4-1 W	30-21-2-1	63	156	137	21, 17, 24, 19\$	Bouma	27/34	1/3	3/3	Ramo	6/6	1.000	19,289	8
55	Thu.	Feb. 12	LAK	CGY	3-5 L	30-22-2-1	63	159	142	19, 21, 21	Nolan	18/45	1/3	2/2	Hiller	33/34	.971	17,010	5
56	Sat.	Feb. 14	CGY	VAN	3-2 W	31-22-2-1	65	162	144	23, 23, 17	Bouma	34/30	0/2	1/1	Ramo	35/40	.875	18,230	8
57	Mon.	Feb. 16	CGY	BOS	4-3 W(OT)	32-22-2-1	67	166	147	19, 24, 24+, 7	Brodie	27/27	1/2	2/2	Ramo	5/5	1.000	19,289	8
58	Wed.	Feb. 18	CGY	MIN	2-3 (OT)	32-22-3-1	68	168	150	24, 17+,	Koivu	37/29	0/3	1/1	Hiller	28/30	.933	19,289	8
59	Fri.	Feb. 20	CGY	ANA	3-0 L	32-23-3-1	68	171	156	18, 17, 23	Palmieri	28/38	1/5	1/1	Hiller	16/16	1.000	19,277	5
60	Tue.	Feb. 24	NVR	CGY	0-1 L	32-24-3-1	68	171	157		Hayes	21/29	0/0	2/2	Ramo	26/29	.865	19,289	6
61	Wed.	Feb. 25	NJD	CGY	3-1 W	33-24-3-1	70	174	158	20, 23, 7\$	Monahan	26/27	1/2	3/3	Ramo	28/29	.966	18,006	9
62	Fri.	Feb. 27	NVI	CGY	1-2 L	33-25-3-1	70	175	160	86	Clutterbuck	27/39	0/2	2/3	Ramo	26/27	.963	13,662	8
63	Tue.	Mar. 3	PHI	CGY	3-2 W(OT)	34-25-3-1	72	178	162	23, 11, 24	Hudler	26/37	0/2	2/2	Ramo	37/38	.974	16,170	9
64	Thu.	Mar. 5	BOS	CGY	4-3 W(SO)	35-25-3-1	74	182	165	23, 24, 13, 3	Schiemko	32/37	2/7	3/3	Ramo	35/37	.946	19,513	6
65	Fri.	Mar. 6	DET	CGY	5-2 W	36-25-3-1	76	187	172	23, 18+, 24, 21, 24\$	Hudler	24/35	1/3	1/2	Hiller	34/37	.919	17,565	6
66	Sun.	Mar. 8	OTT	CGY	4-5 L(SO)	36-25-3-2	77	191	177	8, 4, 11, 4+	Karlsson	46/42	1/2	2/2	Ramo	33/35	.943	20,027	6
67	Wed.	Mar. 11	CGY	ANA	6-3 W	37-25-3-2	79	197	175	18, 13, 18, 23, 13, 24	Monahan	23/32	2/6	2/3	Hiller	19/19	1.000	19,289	6
68	Fri.	Mar. 13	CGY	TOR	6-3 W	38-25-3-2	81	203	178	13, 22, 11*, 23*, 23, 24	Monahan	28/28	1/2	3/4	Hiller	29/32	.906	19,289	5
69	Sat.	Mar. 14	COL	CGY	2-3 L	38-26-3-2	81	205	181	19, 17	Mitchell	31/26	0/3	0/1	Ramo	25/28	.893	19,289	5
70	Thu.	Mar. 17	CGY	STL	0-4 L	38-27-3-2	81	205	185		Steen	25/26	0/1	1/1	Hiller	23/26	.885	18,007	6
71	Thu.	Mar. 19	CGY	PHI	4-1 W	39-27-3-2	83	209	186	6, 7, 23, 24	Brodie	26/27	2/4	2/2	Ramo	22/25	.880	19,289	9
72	Sat.	Mar. 21	CGY	CLB	2-3 (OT)	39-27-4-2	84	211	189	23, 24	Bourque	40/26	1/5	0/0	Ramo	26/27	.963	19,289	6
73	Mon.	Mar. 23	CGY	COL	3-2 W	40-27-4-2	86	214	191	19, 24, 17	Bouma	26/27	0/1	3/3	Ramo	23/26	.885	19,289	6
74	Wed.	Mar. 25	CGY	DAL	3-4 L(SO)	40-27-4-3	87	217	195	13, 29, 29+	Seguin	34/30	0/4	6/7	Ramo	27/30	.926	18,613	6
75	Fri.	Mar. 27	MIN	CGY	2-4 L	40-28-4-3	87	219	199	86, 60	Koivu	25/36	0/2	0/1	Ramo	27/30	.900	19,289	6
76	Sun.	Mar. 29	NSH	CGY	5-2 W	41-28-4-3	89	224	201	17, 4, 79, 24, 17\$	Ferland	30/29	0/1	1/1	Hiller	31/35	.886	19,040	9
77	Mon.	Mar. 30	DAL	CGY	5-3 W	42-28-4-3	91	229	204	5, 24, 33, 13, 11\$	Gaudreau	25/36	1/3	3/4	Hiller	27/29	.931	17,113	6
78	Thu.	Apr. 2	STL	CGY	1-4 L	42-29-4-3	91	230	208	23	Stastny	18/43	0/3	2/3	Hiller	33/36	.917	17,898	6
79	Sat.	Apr. 4	EDM	CGY	4-0 W	43-29-4-3	93	234	208	8, 60, 6, 60	Colborne	29/27	1/1	0/0	Ramo	39/42	.929	19,308	6
80	Tue.	Apr. 7	CGY	ARI	3-2 W	44-29-4-3	95	237	210	13, 19, 23	Monahan	32/24	1/4	0/0	Hiller	0/0	1.000	16,839	6
81	Thu.	Apr. 9	CGY	LAK	3-1 W	45-29-4-3	97	240	211	13, 24, 24\$	Hudler	25/34	0/1	0/0	Hiller	27/27	1.000	19,289	6
82	Sat.	Apr. 11	WPG	CGY	1-5 L	45-30-4-3	97	241	216	79	Frolik	25/22	0/2	4/4	Ortjo	0/0	1.000	19,289	6

2014-15 FLAMES RESULTS HOME

GOAL KEY: underline = power play goal, * = shorthanded goal, **bold italic** = GW shoot-out goal, + = game-tying goal, \$ = empty net, # = penalty shot

HOME

GAME #	DAY	DATE	OPP	RESULT	RCRD	PTS	GF	GA	FLAMES GOALS BY #	DECIDING GOAL	SHOTS - CGY/OPP	PP	PK	GOALIE	SAVES / SHOTS	SAVE %	ATTENDANCE
1	Wed.	Oct. 08	VAN	2-4 L	0-1-0-0	0	2	4	32, 24	Vrbata	25/33	0/4	2/3	Hiller	29/32	.906	19,289
2	Tue.	Oct. 21	TBL	1-2 L(OT)	0-1-1-0	1	3	6	6	Palat	22/22	1/2	0/0	Ramo	20/22	.909	19,289
3	Sat.	Oct. 23	CAR	5-0 W	1-1-1-0	3	8	6	6, 18, 23, 23, 17	Wideman	24/30	0/2	2/2	Hiller	1,000	1,000	19,289
4	Sat.	Oct. 25	WSH	1-3 L	1-2-1-0	3	9	9	6	Ward	21/30	1/3	2/3	Ramo	27/30	.900	19,095
5	Tue.	Oct. 28	MTL	1-2 L(SO)	2-2-1-1	4	10	11	5	Parenteau	38/19	0/7	3/3	Hiller	18/19	.947	19,289
6	Fri.	Oct. 31	NSH	4-3 W	2-2-1-1	6	14	14	23, 24, 7, 13	Gaudreau	30/31	2/2	0/1	Hiller	27/30	.900	18,505
7	Thu.	Nov. 13	ARI	5-3 W	3-2-1-1	8	19	17	32, 32, 23, 5, 19	Gordano	29/23	0/3	0/1	Hiller	22/25	.880	18,698
8	Sat.	Nov. 15	OTT	4-2 W	4-2-1-1	10	23	19	32, 60, 86, 17	Jouris	25/25	1/2	6/6	Ramo	23/25	.920	19,289
9	Tue.	Nov. 18	ANA	4-3 W(SO)	5-2-1-1	12	27	22	24, 6, 6	Monahan	19/27	0/5	1/3	Hiller	24/27	.889	18,421
10	Thu.	Nov. 20	CHI	3-4 L	5-3-1-1	12	30	26	32, 6, 23	Kane	37/22	2/6	1/2	Hiller	18/22	.818	19,289
11	Sat.	Nov. 22	NJD	5-4 W(SO)	6-3-1-1	14	35	30	20, 86, 24, 20+, 24	Hudler	37/29	1/6	1/2	Ramo	25/29	.862	18,874
12	Tue.	Dec. 02	ARI	5-2 W	7-3-1-1	16	40	32	19, 86, 86, 23, 86S	Jouris	24/29	1/3	1/1	Ramo	27/29	.931	18,837
13	Thu.	Dec. 04	COL	4-3 W(OT)	8-3-1-1	18	44	35	5, 20, 6+, 23	Monahan	25/29	1/3	1/1	Ramo	26/29	.897	18,661
14	Sat.	Dec. 06	SJS	2-3 L	8-4-1-1	18	46	38	5, 13	Marleau	35/30	0/3	0/3	Ramo	27/30	.900	18,818
15	Tue.	Dec. 16	NVR	2-5 L	8-5-1-1	18	48	43	24, 20	Nash	31/23	1/4	2/3	Ramo	9/9	1,000	18,352
16	Fri.	Dec. 19	DAL	1-2 L	8-6-1-1	18	49	45	5	Daley	22/21	0/4	1/1	Hiller	19/21	.905	19,289
17	Sat.	Dec. 27	EDM	4-1 W	9-6-1-1	20	53	46	8, 13, 13, 20	Gaudreau	27/27	0/3	5/5	Hiller	26/27	.963	19,289
18	Mon.	Dec. 29	LAK	2-1 W	10-6-1-1	22	55	47	20, 60	Granlund	15/27	0/2	2/2	Hiller	26/27	.963	19,289
19	Wed.	Dec. 31	EDM	4-3 W(OT)	11-6-1-1	24	59	50	8, 17, 8+, 86	Jouris	28/20	1/5	2/3	Hiller	17/20	.850	19,289
20	Fri.	Jan. 02	NYI	1-2 L	11-7-1-1	24	60	52	13	Iavares	23/24	0/3	1/2	Hiller	22/24	.917	19,289
21	Wed.	Jan. 07	DET	2-3 L	11-8-1-1	24	62	55	21, 11*	Abdelkader	30/22	0/4	1/2	Ramo	12/13	.923	19,154
22	Fri.	Jan. 09	FLA	5-6 L	11-9-1-1	24	67	61	18, 7, 11, 7, 18	Fleischmann	30/35	1/5	1/2	Hiller	29/35	.829	19,289
23	Tue.	Jan. 27	BUF	4-1 W	12-9-1-1	26	71	62	13, 86, 8, 13	Jouris	31/18	1/2	3/4	Hiller	17/18	.944	18,563
24	Thu.	Jan. 29	MIN	0-1 L	12-10-1-1	26	71	63	Koivu	Koivu	30/32	0/1	1/1	Hiller	31/32	.969	19,289
25	Sat.	Jan. 31	EDM	4-2 W	13-10-1-1	28	75	65	32, 17, 23, 17	Monahan	33/19	1/4	1/1	Hiller	17/19	.895	19,289
26	Mon.	Feb. 02	WPG	5-2 W	14-10-1-1	30	80	67	19, 21, 33, 25, 23S	Diaz	28/19	1/3	2/2	Hiller	17/19	.895	18,824
27	Wed.	Feb. 04	SJS	3-1 W	15-10-1-1	32	83	68	4, 24, 21	Hudler	23/29	1/2	3/3	Hiller	28/29	.966	18,781
28	Fri.	Feb. 06	PIT	0-4 L	15-11-1-1	32	83	72		Perron	21/30	0/4	3/3	Hiller	20/24	.833	19,289
29	Sat.	Feb. 14	VAN	3-2 W	16-11-1-1	34	86	74	23, 23, 17	Bouma	34/30	0/2	1/1	Ramo	28/30	1,000	19,289
30	Mon.	Feb. 16	BOS	4-3 W(OT)	17-11-1-1	36	90	77	19, 24, 24+, 7	Brodie	27/27	1/2	2/2	Ramo	8/11	.727	19,289
31	Wed.	Feb. 18	MIN	2-3 L(OT)	17-11-2-1	37	92	80	24, 17+	Koivu	37/29	0/3	1/1	Hiller	16/29	.897	19,277
32	Fri.	Feb. 20	ANA	3-6 L	17-12-2-1	37	95	86	18, 17, 23	Palmeri	28/38	1/5	1/1	Hiller	32/37	.865	19,289
33	Wed.	Mar. 11	ANA	6-3 W	18-12-2-1	39	101	89	18, 13, 18, 23, 13, 24	Monahan	23/32	2/6	2/3	Ramo	29/32	.906	19,289
34	Fri.	Mar. 13	TOR	6-3 W	19-12-2-1	41	107	92	13, 22, 11*, 23*, 23, 24	Monahan	28/28	1/2	3/4	Hiller	25/28	.893	19,289
35	Tue.	Mar. 17	STL	0-4 L	19-13-2-1	41	107	96		Steen	25/26	0/1	1/1	Hiller	22/25	.880	19,289
36	Thu.	Mar. 19	PHI	4-1 W	20-13-2-1	43	111	97	6, 7, 23, 24	Brodie	26/27	2/4	2/2	Ramo	26/27	.963	19,289
37	Sat.	Mar. 21	CBJ	2-3 L(OT)	20-13-3-1	44	113	100	23, 24	Bourque	40/26	1/5	0/0	Ramo	23/26	.885	19,289
38	Mon.	Mar. 23	COL	3-2 W	21-13-3-1	46	116	102	19, 24, 17	Bouma	26/27	0/1	3/3	Ramo	25/27	.926	18,613
39	Wed.	Mar. 25	DAL	3-4 L(SO)	21-13-3-2	47	119	106	13, 29, 29	Seguin	34/30	0/4	6/7	Ramo	27/30	.900	19,289
40	Tue.	Apr. 07	ARI	3-2 W	22-13-3-2	49	122	108	13, 19, 23	Monahan	32/24	1/4	0/0	Hiller	22/24	.917	19,289
41	Thu.	Apr. 09	LAK	3-1 W	23-13-3-2	51	125	109	13, 24, 24S	Hudler	25/34	0/1	0/0	Hiller	33/34	.971	19,289

2014-15 FLAMES RESULTS ROAD

GOAL KEY: underline = power play goal, * = shorthanded goal, **bold italic** = GW shoot-out goal, + = game-tying goal, \$ = empty net, # = penalty shot

ROAD

GAME #	DAY	DATE	OPP	RESULT	RECORD	PTS	GF	GA	FLAMES GOALS BY #	DECIDING GOAL	SHOTS - CSV/OPP	PP	PK	GOALIE	SAVES / SHOTS	SAVE %	ATTENDANCE
1	Thu	Oct. 09	EDM	5-2 W	1-0-0-0	2	5	2	21, 24, 21, 21, 7	Raymond Backes	26/40	1/2	1/3	Ramo	38/40	.950	16,839
2	Sat	Oct. 11	STL	1-4 L	1-1-0-0	2	6	6	20		24/39	1/6	3/5	Hillier	35/39	.897	17,120
3	Tue	Oct. 14	NSH	3-2 W(SO)	3-1-0-0	4	9	8	7, 5	Colborne	18/21	0/1	2/2	Ramo	19/21	.905	15,654
4	Wed	Oct. 15	CHI	2-1 W(OT)	3-1-0-0	6	11	9	6, 11	Colborne	18/50	0/1	6/7	Hillier	49/50	.980	21,112
5	Fri	Oct. 17	CBJ	2-3 L	3-2-0-0	6	13	12	21, 86	Calvert	31/35	0/4	4/5	Ramo	23/26	.885	15,987
6	Sun	Oct. 19	WPG	4-1 W	4-2-0-0	8	17	13	6+, 13, 21, 7	Gaudreau	29/35	0/3	2/2	Hillier	34/35	.971	15,016
7	Sun	Nov. 02	MTL	6-2 W	5-2-0-0	10	27	18	86, 60, 20, 86, 17, 5\$	Glencross	36/20	1/6	1/1	Hillier	18/20	.900	21,287
8	Tue	Nov. 04	WSH	4-3 W(OT)	6-2-0-0	12	23	15	17, 5, 60+, 23	Monahan	23/34	0/1	2/3	Hillier	31/34	.912	16,506
9	Thu	Nov. 06	TBL	2-5 L	6-3-0-0	12	29	23	24, 23	Boye	31/33	1/4	1/1	Hillier	28/32	.875	18,276
10	Sat	Nov. 08	FLA	6-4 W	7-3-0-0	14	35	27	19, 5*, 24, 23, 17+, 1\$	Bouma	25/31	1/3	3/3	Ramo	18/22	.818	9,230
11	Mon	Nov. 10	CAR	1-4 L	7-4-0-0	14	36	31	19	Faulk	23/31	1/1	2/3	Hillier	9/9	1.000	9,906
12	Tue	Nov. 25	ANA	2-3 L	7-5-0-0	14	38	34	7, 24	Palmieri	34/29	0/4	0/0	Hillier	27/31	.877	17,174
13	Wed	Nov. 26	SJS	3-0 W	8-5-0-0	16	40	34	24, 24\$	Hudler	19/32	1/2	2/2	Ramo	26/29	.897	17,174
14	Sat	Nov. 29	ARI	3-0 W	9-5-0-0	18	43	34	7, 13, 24	Brodie	29/26	1/3	1/1	Ramo	32/32	1.000	17,353
15	Tue	Dec. 09	TOR	1-4 L	9-6-0-0	18	44	38	60	van Riemsdyk	29/26	1/3	1/1	Ramo	26/26	1.000	13,530
16	Thu	Dec. 11	BUF	3-4 L	9-7-0-0	18	47	42	5, 19, 23	van Riemsdyk	35/19	1/4	2/2	Hillier	25/27	.926	19,126
17	Fri	Dec. 12	PIT	1-3 L	9-8-0-0	18	48	45	13	Letang	43/29	0/5	5/5	Ramo	15/19	.789	18,208
18	Sun	Dec. 14	CHI	1-2 L	9-9-0-0	18	49	47	24	Saad	27/22	0/5	5/5	Hillier	19/22	.864	18,471
19	Sat	Dec. 20	VAN	2-3 L(OT)	9-9-1-0	19	51	50	19, 13+, 24	Tanev	24/28	0/3	1/2	Hillier	26/28	.929	21,572
20	Mon	Dec. 22	LAK	4-3 W(OT)	10-9-1-0	21	55	53	13, 13, 13+, 5	Giordano	28/34	1/2	0/2	Hillier	29/32	.938	16,747
21	Sat	Jan. 10	VAN	1-0 W	11-9-1-0	23	56	53	11	Backlund	28/34	1/2	0/2	Hillier	31/34	.912	18,230
22	Thu	Jan. 15	ARI	4-1 W	12-9-1-0	25	60	54	11, 19, 5, 23\$	Jones	23/36	0/2	0/0	Orlto	36/36	1.000	18,870
23	Sat	Jan. 17	SJS	4-3 W(OT)	13-9-1-0	27	64	57	6, 8*, 24+, 23	Monahan	25/28	0/2	0/0	Orlto	27/28	.964	12,982
24	Mon	Jan. 19	LAK	2-1 W(OT)	14-9-1-0	29	66	58	23+, 6	Wideaman	23/22	0/2	1/2	Orlto	19/22	.864	17,562
25	Wed	Jan. 21	ANA	3-6 L	14-10-1-0	29	69	64	11, 23, 8	Jackman	23/34	0/5	4/4	Orlto	33/34	.971	18,230
26	Mon	Feb. 09	SJS	4-1 W	15-10-1-0	31	73	65	21, 17, 24, 19\$	Bouma	33/27	0/3	2/2	Orlto	7/11	.636	16,828
27	Thu	Feb. 12	LAK	3-5 L	15-11-1-0	31	76	70	19, 21, 21	Nolan	27/34	1/3	2/2	Hillier	14/15	.933	17,010
28	Tue	Feb. 24	NWR	0-1 L	15-12-1-0	31	76	71	20, 23, 7\$	Hayes	18/45	1/3	2/2	Hillier	33/34	.971	18,230
29	Wed	Feb. 25	NYI	3-1 W	16-12-1-0	33	79	72	86	Monahan	21/29	0/0	2/2	Ramo	5/5	1.000	18,006
30	Fri	Feb. 27	MJD	1-2 L	16-13-1-0	33	80	74	86	Clutterbuck	26/27	0/2	3/3	Ramo	28/29	.966	18,006
31	Tue	Mar. 03	PHI	3-2 W(OT)	17-13-1-0	35	83	76	23, 11, 24	Hudler	26/27	0/2	2/3	Ramo	26/27	.963	13,662
32	Thu	Mar. 05	BOS	4-3 W(SO)	18-13-1-0	37	87	79	23, 24, 13, 3	Hudler	27/39	0/2	2/3	Ramo	37/38	.974	16,170
33	Fri	Mar. 06	DET	5-2 W	19-13-1-0	39	92	81	23, 24, 13, 3	Schlenko	32/37	2/7	3/3	Ramo	35/37	.946	19,513
34	Sun	Mar. 08	OTT	4-5 L(SO)	19-13-1-1	40	96	86	23, 18+, 24, 21, 24\$	Hudler	24/35	1/3	1/2	Hillier	33/35	.943	20,027
35	Sat	Mar. 14	COL	2-3 L	19-14-1-1	40	98	89	8, 4, 11, 4+	Karlsson	46/42	1/2	2/2	Ramo	19/23	.826	16,840
36	Fri	Mar. 17	MIN	2-4 L	19-15-1-1	40	100	93	19, 17	Mitchell	31/26	0/3	0/1	Hillier	19/19	1.000	18,007
37	Sun	Mar. 29	NSH	5-2 W	20-15-1-1	42	105	95	17, 4, 79, 24, 17\$	Ferland	46/42	0/2	0/1	Ramo	23/26	.886	19,040
38	Mon	Mar. 30	DAL	5-3 W	21-15-1-1	44	110	98	6, 24, 33, 13, 11\$	Gaudreau	25/36	0/3	0/1	Ramo	31/35	.885	19,040
39	Thu	Apr. 02	STL	1-4 L	21-16-1-1	44	111	102	23	Stastny	30/29	0/1	1/1	Hillier	1/1	1.000	17,113
40	Sat	Apr. 04	EDM	4-0 W	22-16-1-1	46	115	102	8, 60, 6, 60	Colborne	18/43	0/3	2/3	Hillier	27/29	.931	17,113
41	Sat	Apr. 11	WPG	1-5 L	22-17-1-1	46	116	107	79	Frolik	29/27	1/1	0/0	Ramo	39/42	.929	19,308
										Colborne	29/27	1/1	0/0	Hillier	0/0	1.000	16,839
										Orlto	17/22	0/2	4/4	Orlto	17/22	.773	15,016

2015 STANLEY CUP RESULTS

WESTERN CONFERENCE

QUARTER FINALS

Anaheim defeated Winnipeg 4-0
 Calgary defeated Vancouver 4-2
 Minnesota defeated St. Louis 4-2
 Chicago defeated Nashville 4-2

SEMI-FINALS

Anaheim defeated Calgary 4-1
 Chicago defeated Minnesota 4-0

FINALS

Chicago defeated Anaheim 4-3

EASTERN CONFERENCE

QUARTER FINALS

Montreal defeated Ottawa 4-2
 Tampa Bay defeated Detroit 4-3
 New York Rangers defeated Pittsburgh 4-1
 Washington defeated New York Islanders 4-3

SEMI-FINALS

Tampa Bay defeated Montreal 4-2
 New York Rangers defeated Washington 4-3

FINALS

Tampa Bay defeated New York Rangers 4-3

2015 STANLEY CUP FINALS

Chicago defeated Tampa Bay 4-2

DIVISIONAL ALIGNMENT



WESTERN CONFERENCE

PACIFIC DIVISION

Anaheim Ducks
 CALGARY FLAMES
 Edmonton Oilers
 Los Angeles Kings
 Arizona Coyotes
 San Jose Sharks
 Vancouver Canucks

CENTRAL DIVISION

Chicago Blackhawks
 Colorado Avalanche
 Dallas Stars
 Minnesota Wild
 Nashville Predators
 St. Louis Blues
 Winnipeg Jets



EASTERN CONFERENCE

ATLANTIC DIVISION

Boston Bruins
 Buffalo Sabres
 Detroit Red Wings
 Florida Panthers
 Montreal Canadiens
 Ottawa Senators
 Tampa Bay Lightning
 Toronto Maple Leafs

METROPOLITAN DIVISION

Carolina Hurricanes
 Columbus Blue Jackets
 New Jersey Devils
 New York Islanders
 New York Rangers
 Philadelphia Flyers
 Pittsburgh Penguins
 Washington Capitals



TEAM VS TEAM



FLAMES VS ANAHEIM DUCKS

ALL-TIME: 37-39-7-5-3

SINCE CALGARY: 37-39-7-5-3

LAST WIN: March 11, 2015 Flames 6 vs. Ducks 3

DATE	TEAMS	ATTENDANCE	WINNING GOAL	GOALTENDERS
Nov. 18, 2014 **	Ducks 3 AT FLAMES 4	18,421	Sean Monahan	Hiller vs. Andersen
Nov. 25, 2014	FLAMES 2 AT Ducks 3	17,174	Kyle Palmieri	Hiller vs. Andersen
Jan. 21, 2015	FLAMES 3 AT Ducks 6	16,828	Tim Jackman	Hiller, Ortio vs. Andersen
Feb. 20, 2015	Ducks 6 AT FLAMES 3	19,289	Kyle Palmieri	Hiller vs. Gibson
Mar. 11, 2015	Ducks 3 AT FLAMES 6	19,289	Sean Monahan	Ramo vs. Gibson

** Shootout

HEAD TO HEAD	GP	W	L	OTL	SOL	PTS	GF	GA	PPG	SHG	PIM
FLAMES	5	2	3	0	0	4	18	21	3	0	33
Ducks	5	3	1	0	1	7	21	18	3	0	65

GOALS AND SHOTS BY PERIODS	1st	2nd	3rd	OT	TOTAL	PCT
FLAMES	3 - 53	6 - 42	8 - 40	0 - 2	17 - 137	12.4
Ducks	7 - 46	6 - 58	8 - 47	0 - 2	21 - 153	13.7

FLAMES	GP	G	A	P	+/-	PIM	PP	SH	EN
Dennis Wideman	5	2	5	7	-3	4	0	0	0
Johnny Gaudreau	5	2	3	5	-3	2	1	0	0
Sean Monahan	5	3	1	4	-4	0	2	0	0
Jiri Hudler	5	3	0	3	-2	0	0	0	0
Matt Stajan	3	3	0	3	3	2	0	0	0
Lance Bouma	5	1	2	3	2	0	0	0	0
T.J. Brodie	5	1	2	3	2	2	0	0	0
Kris Russell	4	0	3	3	-3	5	0	0	0
Mikael Backlund	3	1	1	2	-1	0	0	0	0
Joe Colborne	3	1	1	2	0	0	0	0	0
Mark Giordano	4	0	2	2	-1	0	0	0	0
Curtis Glencross	3	0	2	2	-2	0	0	0	0
Markus Grantlund	3	0	2	2	1	2	0	0	0
Brandon Bollig	5	0	1	1	2	2	0	0	0
Josh Jooris	4	0	1	1	-1	4	0	0	0
David Jones	3	0	1	1	-3	2	0	0	0
Micheal Ferland	2	0	1	1	1	0	0	0	0
Deryk Engelland	5	0	0	0	-4	10	0	0	0
Raphael Diaz	4	0	0	0	-1	0	0	0	0
Paul Byron	3	0	0	0	-1	0	0	0	0
Mason Raymond	3	0	0	0	-4	0	0	0	0
Sven Baertschi	2	0	0	0	-1	2	0	0	0
Ladislav Smid	2	0	0	0	1	0	0	0	0
Corban Knight	1	0	0	0	0	0	0	0	0
Brian McGrattan	1	0	0	0	0	0	0	0	0
David Schlemko	1	0	0	0	1	0	0	0	0
Devin Setoguchi	1	0	0	0	0	0	0	0	0

DUCKS	GP	G	A	P	+/-	PIM	PP	SH	EN
Ryan Getzlaf	5	4	1	5	5	4	1	0	0
Kyle Palmieri	5	4	1	5	0	4	1	0	0
Hampus Lindholm	5	2	2	4	5	0	0	0	1
Matt Beleskey	3	2	2	4	1	2	1	0	0
Corey Perry	5	1	3	4	2	10	0	0	0
Patrick Maroon	5	1	2	3	4	9	0	0	0
Sami Vatanen	3	1	2	3	1	0	0	0	0
Andrew Coglian	5	1	1	2	4	4	0	0	0
Ryan Kesler	5	1	1	2	-5	9	0	0	1
Jakob Silfverberg	5	1	1	2	4	6	0	0	0
Francois Beauchemin	4	1	1	2	5	0	0	0	0
Ben Lovejoy	2	1	1	2	0	0	0	0	0
Cam Fowler	5	0	2	2	-1	0	0	0	0
Nate Thompson	5	0	2	2	2	0	0	0	0
Rene Bourque	3	0	2	2	0	0	0	0	0
Tim Jackman	4	1	0	1	0	7	0	0	0
Rickard Rakell	4	0	1	1	2	0	0	0	0
Josh Manson	3	0	1	1	0	2	0	0	0
Devante Smith-Pelly	2	0	1	1	-2	2	0	0	0
Mat Clark	1	0	1	1	1	2	0	0	0
Colby Robak	1	0	1	1	2	0	0	0	0
Clayton Stoner	3	0	0	0	-1	4	0	0	0
Emerson Etem	2	0	0	0	-3	0	0	0	0
Bryan Allen	1	0	0	0	-1	0	0	0	0
Simon Despres	1	0	0	0	-1	0	0	0	0
Tomas Fleischmann	1	0	0	0	-1	0	0	0	0
Jiri Sekac	1	0	0	0	-1	0	0	0	0
James Wisniewski	1	0	0	0	-2	0	0	0	0

GOALTENDERS	GP	MP	SO	GA	SA	SV	GAA	SV %
Karri Ramo (1-0-0)	1	60	0	3	32	29	3.00	.906
Jonas Hiller (1-2-0)	4	210	0	12	108	96	3.43	.899
Joni Ortio (0-1-0)	1	29	0	4	11	7	8.15	.636

GOALTENDERS	GP	MP	SO	GA	SA	SV	GAA	SV %
Frederik Andersen (2-0-1)	3	185	0	8	86	78	2.60	.907
John Gibson (1-1-0)	2	120	0	9	51	42	4.52	.824

	POWER PLAY			PENALTY KILLING		
	PPG	ADV	%	PK	ADV	%
FLAMES	3	23	13.0	6	9	66.7
Ducks	3	9	33.3	20	23	87.0



FLAMES VS ANAHEIM DUCKS PLAYOFFS

SUMMARY FOR FLAMES: WON: 1 LOST: 4

DATE	TEAMS	ATTENDANCE	WINNING GOAL	GOALTENDERS
Apr. 30, 2015	FLAMES 1 AT Ducks 6	17,174	Patrick Maroon	Ramo, Hiller vs Andersen
May 3, 2015	FLAMES 0 AT Ducks 3	17,299	Matt Beleskey	Ramo vs Andersen
May 5, 2015 *	Ducks 3 AT FLAMES 4	19,289	Mikael Backlund	Ramo vs Andersen
May 8, 2015	Ducks 4 AT FLAMES 2	19,289	Matt Beleskey	Ramo vs Andersen
May 10, 2015 *	FLAMES 2 AT Ducks 3	17,284	Corey Perry	Ramo vs Andersen

* Overtime

HEAD TO HEAD	GP	W	L	OTL	SOL	PTS	GF	GA	PPG	SHG	PIM
FLAMES	5	1	4	1	0	3	9	19	2	1	56
Ducks	5	4	1	1	0	9	19	9	6	0	58

GOALS AND SHOTS BY PERIODS	1st	2nd	3rd	OT	TOTAL	PCT
FLAMES	4 - 42	2 - 37	2 - 41	1 - 1	9 - 121	7.4
Ducks	6 - 61	5 - 51	7 - 45	1 - 9	19 - 166	11.4

FLAMES	GP	G	A	P	+/-	PIM	PP	SH	EN
Johnny Gaudreau	5	2	1	3	-1	4	1	0	0
Kris Russell	5	0	3	3	-8	0	0	0	0
Dennis Wideman	5	0	3	3	-4	0	0	0	0
Jiri Hudler	5	1	1	2	0	2	1	0	0
Mikael Backlund	5	1	0	1	0	4	0	0	0
Sam Bennett	5	1	0	1	-2	2	0	0	0
Brandon Bollig	5	1	0	1	-1	14	0	0	0
Joe Colborne	5	1	0	1	-2	10	0	1	0
Sean Monahan	5	1	0	1	-2	2	0	0	0
Micheal Ferland	3	1	0	1	-2	2	0	0	0
T.J. Brodie	5	0	1	1	0	0	0	0	0
Deryk Engelland	5	0	1	1	-2	6	0	0	0
Mason Raymond	4	0	1	1	-2	0	0	0	0
Markus Granlund	1	0	1	1	1	0	0	0	0
David Jones	5	0	0	0	-4	2	0	0	0
David Schlemko	5	0	0	0	1	0	0	0	0
Matt Stajan	5	0	0	0	-5	4	0	0	0
Raphael Diaz	3	0	0	0	1	0	0	0	0
Josh Jooris	3	0	0	0	1	0	0	0	0
Lance Bouma	2	0	0	0	0	2	0	0	0
Tyler Wotherspoon	2	0	0	0	0	0	0	0	0
Drew Shore	1	0	0	0	-1	2	0	0	0
David Wolf	1	0	0	0	0	0	0	0	0

DUCKS	GP	G	A	P	+/-	PIM	PP	SH	EN
Corey Perry	5	4	4	8	5	6	1	0	0
Ryan Getzlaf	5	1	7	8	4	2	1	0	0
Matt Beleskey	5	5	0	5	1	2	2	0	0
Jakob Silfverberg	5	1	4	5	0	0	1	0	0
Patrick Maroon	5	3	1	4	4	2	0	0	1
Ryan Kesler	5	1	3	4	1	6	1	0	0
Francois Beauchemin	5	0	4	4	2	0	0	0	0
Hampus Lindholm	5	1	2	3	0	6	0	0	0
Simon Despres	5	0	3	3	5	4	0	0	0
Cam Fowler	5	0	3	3	5	0	0	0	0
Kyle Palmieri	5	0	2	2	1	2	0	0	0
Sami Vatanen	5	0	2	2	1	2	0	0	0
Andrew Cogliano	5	1	0	1	1	2	0	0	0
Nate Thompson	5	1	0	1	2	6	0	0	1
Emerson Etem	3	1	0	1	0	0	0	0	0
Tim Jackman	5	0	0	0	0	12	0	0	0
Rickard Rakell	5	0	0	0	0	2	0	0	0
Clayton Stoner	5	0	0	0	-1	4	0	0	0
Tomas Fleischmann	2	0	0	0	-1	0	0	0	0

GOALTENDERS	GP	MP	SO	GA	SA	SV	GAA	SV %
Karri Ramo (1-3-0)	1	279	0	14	150	136	3.01	.907
Jonas Hiller (0-1-0)	1	22	0	3	14	11	8.10	.786

GOALTENDERS	GP	MP	SO	GA	SA	SV	GAA	SV %
Frederik Andersen (4-1-0)	5	307	1	9	121	112	1.76	.926

	POWER PLAY			PENALTY KILLING		
	PPG	ADV	%	PK	ADV	%
FLAMES	2	18	11.1	12	18	66.7
Ducks	6	18	33.3	16	18	88.9



FLAMES VS ARIZONA COYOTES

ALL-TIME: 87-69-20-4-2

SINCE CALGARY: 83-69-20-4-2

LAST WIN: April 7, 2015 Flames 3 vs. Coyotes 2

DATE	TEAMS	ATTENDANCE	WINNING GOAL	GOALTENDERS
Nov. 13, 2014	Coyotes 3 AT FLAMES 5	18,698	Mark Giordano	Hiller vs Smith
Nov. 29, 2014	FLAMES 3 AT Coyotes 0	13,530	TJ Brodie	Ramo vs Dubnyk
Dec. 2, 2014	FLAMES 2 AT FLAMES 5	18,837	Josh Jooris	Ramo vs Smith
Jan. 15, 2015	FLAMES 4 AT Coyotes 1	12,982	David Jones	Ortio vs Smith
Apr. 7, 2015	Coyotes 2 AT FLAMES 3	19,289	Sean Monahan	Hiller vs Smith

HEAD TO HEAD	GP	W	L	OTL	SOL	PTS	GF	GA	PPG	SHG	PIM
FLAMES	5	5	0	0	0	10	20	8	3	0	13
Coyotes	5	0	5	0	0	0	8	20	1	0	34

GOALS AND SHOTS BY PERIODS	1st	2nd	3rd	OT	TOTAL	PCT
FLAMES	4 - 60	6 - 35	10 - 40	0 - 0	20 - 135	14.8
Coyotes	2 - 38	5 - 52	1 - 40	0 - 0	8 - 130	6.1

FLAMES	GP	G	A	P	+/-	PIM	PP	SH	EN
Jiri Hudler	5	1	6	7	6	0	1	0	0
Dennis Wideman	5	0	7	7	2	0	0	0	0
David Jones	5	4	2	6	7	0	0	0	0
Sean Monahan	5	4	2	6	9	0	0	0	1
Johnny Gaudreau	5	2	4	6	4	0	0	0	0
Mark Giordano	4	2	2	4	6	2	0	0	0
Josh Jooris	4	3	0	3	4	2	1	0	1
T.J. Brodie	5	1	2	3	9	0	0	0	0
Kris Russell	5	0	3	3	6	0	0	0	0
Curtis Glenross	4	0	3	3	4	2	0	0	0
Paul Byron	4	2	0	2	-1	0	0	0	0
Lance Bouma	5	0	2	2	3	0	0	0	0
Sven Baertschi	3	0	2	2	1	0	0	0	0
Mikael Backlund	2	1	0	1	-1	0	0	0	0
Micheal Ferland	3	0	1	1	0	0	0	0	0
Matt Stajan	2	0	1	1	1	0	0	0	0
Deryk Engelland	5	0	0	0	-1	5	0	0	0
Markus Granlund	4	0	0	0	-4	0	0	0	0
Brandon Bollig	3	0	0	0	0	2	0	0	0
Joe Colborne	2	0	0	0	-2	0	0	0	0
Raphael Diaz	2	0	0	0	-1	0	0	0	0
Ladislav Smid	2	0	0	0	-1	0	0	0	0
Brian McGrattan	1	0	0	0	0	0	0	0	0
Corey Potter	1	0	0	0	0	0	0	0	0
Mason Raymond	1	0	0	0	-1	0	0	0	0
Max Reinhart	1	0	0	0	0	0	0	0	0
David Schlemko	1	0	0	0	-1	0	0	0	0
Drew Shore	1	0	0	0	0	0	0	0	0

COYOTES	GP	G	A	PTS	+/-	PIM	PP	SH	EN
Oliver Ekman-Larsson	5	1	1	2	-1	2	0	0	0
Mikkel Boedker	4	1	1	2	-4	4	0	0	0
Shane Doan	4	1	1	2	-6	2	0	0	0
Antoine Vermette	4	1	1	2	-7	0	1	0	0
B.J. Crombeen	3	1	1	2	1	5	0	0	0
Craig Cunningham	1	1	1	2	2	0	0	0	0
Keith Yandle	4	0	2	2	-6	2	0	0	0
Kyle Chipchura	3	0	2	1	1	0	0	0	0
Sam Gagner	5	1	0	1	-4	1	0	0	0
Joe Vitale	5	1	0	1	0	2	0	0	0
Martin Erat	5	0	1	1	-1	4	0	0	0
Martin Hanzal	4	0	1	1	0	8	0	0	0
Zbynek Michalek	4	0	1	1	0	0	0	0	0
Brandon McMillan	3	0	1	1	0	0	0	0	0
Tobias Rieder	5	0	0	0	-6	2	0	0	0
Michael Stone	5	0	0	0	-6	0	0	0	0
Lauri Korpikoski	4	0	0	0	-3	2	0	0	0
Connor Murphy	4	0	0	0	-4	0	0	0	0
David Schlemko	3	0	0	0	-1	0	0	0	0
Rob Klunkhammer	2	0	0	0	1	0	0	0	0
David Moss	2	0	0	0	-1	0	0	0	0
Brendan Shinnimin	2	0	0	0	0	0	0	0	0
Mark Arcobello	1	0	0	0	-1	0	0	0	0
Andrew Campbell	1	0	0	0	0	0	0	0	0
Klas Dahlbeck	1	0	0	0	-1	0	0	0	0
Lucas Lessio	1	0	0	0	-1	0	0	0	0
Tye McGinn	1	0	0	0	-1	0	0	0	0
John Moore	1	0	0	0	1	0	0	0	0
Philip Samuelsson	1	0	0	0	0	0	0	0	0
Chris Summers	1	0	0	0	-1	0	0	0	0
Jordan Szwarz	1	0	0	0	0	0	0	0	0

GOALTENDERS	GP	MP	SO	GA	SA	SV	GAA	SV %
Karri Ramo (2-0-0)	2	120	1	2	55	53	1.00	.964
Jonas Hiller (2-0-0)	2	120	0	5	47	42	2.50	.894
Joni Ortio (1-0-0)	1	60	0	1	28	27	1.00	.964

GOALTENDERS	GP	MP	SO	GA	SA	SV	GAA	SV %
Devan Dubnyk (0-1-0)	1	60	0	3	29	26	3.00	.897
Mike Smith (0-4-0)	4	236	0	15	104	89	3.81	.856

	POWER PLAY			PENALTY KILLING		
	PPG	ADV	%	PK	ADV	%
FLAMES	3	15	20.0	2	3	66.7
Coyotes	1	3	33.3	12	15	80.0



FLAMES VS BOSTON BRUINS

ALL-TIME: 35-56-10-0-0

SINCE CALGARY: 26-31-8-0-0

LAST WIN: March 5, 2015 Flames 4 at Bruins 3

DATE	TEAMS	ATTENDANCE	WINNING GOAL	GOALTENDERS
Feb. 16, 2015 *	Bruins 3 AT FLAMES 4	19,289	T.J. Brodie	Ramo, Hiller vs. Rask
Mar. 5, 2015 **	FLAMES 4 AT Bruins 3	17,565	David Schlemko	Ramo vs. Rask

* Overtime ** Shootout

HEAD TO HEAD	GP	W	L	OTL	SOL	PTS	GF	GA	PPG	SHG	PIM
FLAMES	2	2	0	0	0	4	8	6	3	0	12
Bruins	2	0	2	1	1	2	6	8	0	1	18

GOALS AND SHOTS BY PERIODS	1st	2nd	3rd	OT	TOTAL	PCT
FLAMES	1 - 16	2 - 19	3 - 21	1 - 3	7 - 59	11.8
Bruins	3 - 19	2 - 21	1 - 18	0 - 6	6 - 64	9.3

FLAMES	GP	G	A	P	+/-	PIM	PP	SH	EN
Jiri Hudler	2	3	1	4	-1	2	1	0	0
Sean Monahan	2	1	2	3	-1	0	1	0	0
Mark Giordano	1	0	3	3	2	0	0	0	0
Johnny Gaudreau	2	1	1	2	-1	4	1	0	0
Mikael Backlund	2	0	2	2	-1	0	0	0	0
Kris Russell	2	0	2	2	-3	0	0	0	0
Dennis Wideman	2	0	2	2	-3	0	0	0	0
T.J. Brodie	2	1	0	1	0	2	0	0	0
David Jones	2	1	0	1	0	0	0	0	0
Paul Byron	1	0	1	1	0	2	0	0	0
Lance Bouma	2	0	0	0	0	0	0	0	0
Joe Colborne	2	0	0	0	0	0	0	0	0
Raphael Diaz	2	0	0	0	0	0	0	0	0
Deryk Engelland	2	0	0	0	-1	0	0	0	0
Josh Jooris	2	0	0	0	0	0	0	0	0
Mason Raymond	2	0	0	0	-2	0	0	0	0
Brandon Bollig	1	0	0	0	-1	0	0	0	0
Curtis Glencross	1	0	0	0	0	0	0	0	0
Emile Poirier	1	0	0	0	0	0	0	0	0
David Schlemko	1	0	0	0	1	2	0	0	0
Drew Shore	1	0	0	0	-2	0	0	0	0
Matt Stajan	1	0	0	0	0	0	0	0	0

BRUINS	GP	G	A	P	+/-	PIM	PP	SH	EN
Brad Marchand	2	2	0	2	-1	0	0	1	0
Patrice Bergeron	2	0	2	2	0	0	0	0	0
Dougie Hamilton	2	0	2	2	1	2	0	0	0
David Pastrnak	2	0	2	2	1	2	0	0	0
Zdeno Chara	2	1	0	1	3	0	0	0	0
Loui Eriksson	2	1	0	1	-2	0	0	0	0
Torey Krug	2	1	0	1	2	0	0	0	0
Milan Lucic	2	1	0	1	2	0	0	0	0
Chris Kelly	2	0	1	1	2	2	0	0	0
Reilly Smith	2	0	1	1	2	2	0	0	0
Carl Soderberg	2	0	1	1	1	2	0	0	0
Kevan Miller	1	0	1	1	1	0	0	0	0
Ryan Spooner	1	0	1	1	0	2	0	0	0
Matt Bartkowski	2	0	0	0	-2	4	0	0	0
Daniel Paille	2	0	0	0	0	0	0	0	0
Dennis Seidenberg	2	0	0	0	-1	0	0	0	0
Gregory Campbell	1	0	0	0	0	0	0	0	0
Craig Cunningham	1	0	0	0	0	0	0	0	0
Brian Ferlin	1	0	0	0	0	0	0	0	0
David Krejci	1	0	0	0	1	0	0	0	0
Adam McQuaid	1	0	0	0	1	0	0	0	0
Max Talbot	1	0	0	0	-1	2	0	0	0

GOALTENDERS	GP	MP	SO	GA	SA	SV	GAA	SV %
Jonas Hiller (1-0-0)	1	44	0	0	16	16	0.00	1.000
Karri Ramo (1-0-0)	2	86	0	6	48	42	4.19	.875

GOALTENDERS	GP	MP	SO	GA	SA	SV	GAA	SV %
Tuukka Rask (0-0-2)	2	130	0	7	59	52	3.24	.881

	POWER PLAY			PENALTY KILLING		
	PPG	ADV	%	PK	ADV	%
FLAMES	3	9	33.3	5	5	100.0
Bruins	0	5	0.0	6	9	66.7



FLAMES VS BUFFALO SABRES

ALL-TIME: 36-46-16-1-2

SINCE CALGARY: 25-31-7-1-2

LAST WIN: January 27, 2015 Flames 4 vs. Sabres 1

DATE	TEAMS	ATTENDANCE	WINNING GOAL	GOALTENDERS
Dec. 11 2014	FLAMES 3 AT Sabres 4	18,208	Matt Moulson	Ramo vs Enroth
Jan. 27, 2015	Sabres 1 AT FLAMES 4	18,563	Josh Jooris	Hiller vs Enroth

HEAD TO HEAD	GP	W	L	OTL	SOL	PTS	GF	GA	PPG	SHG	PIM
FLAMES	2	1	1	0	0	2	7	5	2	0	13
Sabres	2	1	1	0	0	2	5	7	1	0	21

GOALS AND SHOTS BY PERIODS	1st	2nd	3rd	OT	TOTAL	PCT
FLAMES	1 - 19	2 - 24	4 - 33	0 - 0	7 - 76	9.2
Sabres	1 - 11	2 - 17	2 - 9	0 - 0	5 - 37	13.5

FLAMES	GP	G	A	P	+/-	PIM	PP	SH	EN
Joe Colborne	2	1	2	3	3	4	0	0	0
Jiri Hudler	2	0	3	3	3	0	0	0	0
Johnny Gaudreau	2	2	0	2	1	0	1	0	0
Mark Giordano	2	1	1	2	-1	2	1	0	0
Josh Jooris	2	1	1	2	0	0	0	0	0
Sean Monahan	2	1	1	2	2	0	0	0	0
David Jones	2	1	0	1	-2	0	0	0	0
TJ Brodie	2	0	1	1	0	2	0	0	0
Raphael Diaz	2	0	1	1	1	0	0	0	0
Dennis Wideman	2	0	1	1	0	0	0	0	0
Curtis Glencross	1	0	1	1	0	0	0	0	0
Brandon Bollig	2	0	0	0	-2	5	0	0	0
Lance Bouma	2	0	0	0	-2	0	0	0	0
Paul Byron	2	0	0	0	0	0	0	0	0
Deryk Engelland	2	0	0	0	0	0	0	0	0
Mason Raymond	2	0	0	0	1	0	0	0	0
Kris Russell	2	0	0	0	1	0	0	0	0
Mikael Backlund	1	0	0	0	0	0	0	0	0
Markus Granlund	1	0	0	0	-1	0	0	0	0
Matt Stajan	1	0	0	0	0	0	0	0	0

SABRES	GP	G	A	P	+/-	PIM	PP	SH	EN
Tyler Ennis	2	0	4	4	1	4	0	0	0
Matt Moulson	2	2	0	2	1	0	0	0	0
Zemgus Girgensons	2	1	1	2	1	0	0	0	0
Chris Stewart	2	1	0	1	0	5	1	0	0
Marcus Foligno	1	1	0	1	1	2	0	0	0
Nicolas Deslauriers	2	0	1	1	1	2	0	0	0
Josh Gorges	2	0	1	1	-1	2	0	0	0
Tyler Myers	2	0	1	1	-1	0	0	0	0
Drew Stafford	2	0	1	1	1	0	0	0	0
Brian Flynn	2	0	0	0	-2	2	0	0	0
Brian Gionta	2	0	0	0	-2	0	0	0	0
Patrick Kaleta	2	0	0	0	0	0	0	0	0
Torrey Mitchell	2	0	0	0	-4	2	0	0	0
Rasmus Ristolainen	2	0	0	0	0	0	0	0	0
Mike Weber	2	0	0	0	-1	2	0	0	0
Andre Benoit	1	0	0	0	1	0	0	0	0
Matt Ellis	1	0	0	0	0	0	0	0	0
Cody Hodgson	1	0	0	0	0	0	0	0	0
Cody McCormick	1	0	0	0	0	0	0	0	0
Andrej Meszaros	1	0	0	0	-2	0	0	0	0
Tyson Strachan	1	0	0	0	-1	0	0	0	0
Nikita Zadorov	1	0	0	0	2	0	0	0	0

GOALTENDERS	GP	MP	SO	GA	SA	SV	GAA	SV %
Jonas Hiller (1-0-0)	1	60	0	1	18	17	1.01	.944
Karri Ramo (0-1-0)	1	59	0	4	19	15	4.10	.789

GOALTENDERS	GP	MP	SO	GA	SA	SV	GAA	SV %
Jhonas Enroth (1-1-0)	2	120	0	7	76	69	3.51	.908

	POWER PLAY			PENALTY KILLING		
	PPG	ADV	%	PK	ADV	%
FLAMES	2	8	25.0	3	4	75.0
Sabres	1	4	25.0	6	8	75.0



FLAMES VS CAROLINA HURRICANES

ALL-TIME: 41-18-7-0-1

SINCE CALGARY: 40-15-7-0-1

LAST WIN: October 23, 2014 Flames 5 vs. Hurricanes 0

DATE	TEAMS	ATTENDANCE	WINNING GOAL	GOALTENDERS
Oct. 23, 2014	Hurricanes 0 AT FLAMES 5	19,289	Dennis Wideman	Hiller vs Ward
Nov. 10, 2014	FLAMES 1 AT Hurricanes 4	9,906	Justin Faulk	Hiller vs Ward

HEAD TO HEAD	GP	W	L	OTL	SOL	PTS	GF	GA	PPG	SHG	PIM
FLAMES	2	1	1	0	0	2	6	4	1	0	10
Hurricanes	2	1	1	0	0	2	4	6	1	0	6

GOALS AND SHOTS BY PERIODS	1st	2nd	3rd	OT	TOTAL	PCT
FLAMES	2 - 18	2 - 19	2 - 10	0 - 0	6 - 47	12.7
Hurricanes	1 - 9	2 - 21	1 - 17	0 - 0	4 - 47	8.5

FLAMES	GP	G	A	P	+/-	PIM	PP	SH	EN
Sean Monahan	2	2	0	2	2	0	0	0	0
Paul Byron	2	0	2	2	0	0	0	0	0
Mark Giordano	2	0	2	2	0	0	0	0	0
Jiri Hudler	2	0	2	2	1	0	0	0	0
Kris Russell	2	0	2	2	2	2	0	0	0
Joe Colborne	1	0	2	2	2	0	0	0	0
Lance Bouma	2	1	0	1	1	0	0	0	0
Dennis Wideman	2	1	0	1	2	0	0	0	0
David Jones	1	1	0	1	0	0	1	0	0
Matt Stajan	1	1	0	1	2	4	0	0	0
Curtis Glencross	2	0	1	1	1	0	0	0	0
Josh Jooris	2	0	1	1	1	0	0	0	0
Brandon Bollig	2	0	0	0	0	0	0	0	0
T.J. Brodie	2	0	0	0	0	0	0	0	0
Deryk Engelland	2	0	0	0	0	0	0	0	0
Johnny Gaudreau	2	0	0	0	0	0	0	0	0
Ladislav Smid	2	0	0	0	0	0	0	0	0
Mikael Backlund	1	0	0	0	0	0	0	0	0
Markus Granlund	1	0	0	0	0	2	0	0	0
Mason Raymond	1	0	0	0	0	0	0	0	0
Max Reinhart	1	0	0	0	-2	0	0	0	0
Devin Setoguchi	1	0	0	0	-2	2	0	0	0

HURRICANES	GP	G	A	P	+/-	PIM	PP	SH	EN
Justin Faulk	2	1	2	3	-2	2	1	0	0
Jeff Skinner	2	1	1	2	-1	0	0	0	0
Zach Boychuk	2	1	0	1	1	0	0	0	0
Tim Gleason	2	1	0	1	-1	0	0	0	0
Riley Nash	2	0	1	1	-1	0	0	0	0
Andrej Sekera	2	0	1	1	-1	0	0	0	0
Alexander Semin	2	0	1	1	0	2	0	0	0
Ron Hainsey	2	0	0	0	-1	0	0	0	0
John-Michael Liles	2	0	0	0	0	0	0	0	0
Elias Lindholm	2	0	0	0	-2	0	0	0	0
Jay McClement	2	0	0	0	2	0	0	0	0
Victor Rask	2	0	0	0	-1	0	0	0	0
Chris Terry	2	0	0	0	0	2	0	0	0
Jiri Tlustý	2	0	0	0	-1	0	0	0	0
Patrick Brown	1	0	0	0	-1	0	0	0	0
Patrick Dwyer	1	0	0	0	0	0	0	0	0
Nathan Gerbe	1	0	0	0	0	0	0	0	0
Jay Harrison	1	0	0	0	2	0	0	0	0
Brad Malone	1	0	0	0	-1	0	0	0	0
Ryan Murphy	1	0	0	0	-1	0	0	0	0
Eric Staal	1	0	0	0	0	0	0	0	0
Brody Sutter	1	0	0	0	-1	0	0	0	0

GOALTENDERS	GP	MP	SO	GA	SA	SV	GAA	SV %
Jonas Hiller (1-0-0)	2	120	1	4	47	43	2.00	.915

GOALTENDERS	GP	MP	SO	GA	SA	SV	GAA	SV %
Cam Ward (1-1-0)	2	120	0	6	47	41	3.00	.872

	POWER PLAY			PENALTY KILLING		
	PPG	ADV	%	PK	ADV	%
FLAMES	1	3	33.3	4	5	80.0
Hurricanes	1	5	20.0	2	3	66.7



FLAMES VS CHICAGO BLACKHAWKS

ALL-TIME: 64-66-26-3-2

SINCE CALGARY: 51-48-17-3-2

LAST WIN: October 15, 2014 Flames 2 vs. Blackhawks 1

DATE	TEAMS	ATTENDANCE	WINNING GOAL	GOALTENDERS
Oct. 15, 2014 *	FLAMES 2 AT Blackhawks 1	21,112	Mikael Backlund	Hiller vs Crawford
Nov. 20, 2014	Blackhawks 4 AT FLAMES 3	19,289	Patrick Kane	Hiller vs Crawford
Dec. 14, 2014	FLAMES 1 AT Blackhawks 2	21,572	Brandon Saad	Hiller vs Raanta

* Overtime

HEAD TO HEAD	GP	W	L	OTL	SOL	PTS	GF	GA	PPG	SHG	PIM
FLAMES	3	1	2	0	0	2	6	7	2	0	22
Blackhawks	3	2	1	1	0	5	7	6	3	0	20

GOALS AND SHOTS BY PERIODS	1st	2nd	3rd	OT	TOTAL	PCT
FLAMES	2 - 22	3 - 25	0 - 19	1 - 3	6 - 69	8.6
Blackhawks	2 - 37	3 - 33	3 - 27	0 - 3	7 - 100	7.0

FLAMES	GP	G	A	P	+/-	PIM	PP	SH	EN
Dennis Wideman	3	2	0	2	1	4	1	0	0
Paul Byron	3	1	1	2	1	0	1	0	0
T.J. Brodie	3	0	2	2	2	4	0	0	0
Johnny Gaudreau	3	0	2	2	1	0	0	0	0
Jiri Hudler	3	1	0	1	0	2	0	0	0
Sean Monahan	3	1	0	1	0	0	0	0	0
Mikael Backlund	1	1	0	1	1	0	0	0	0
Mark Giordano	3	0	1	1	-1	0	0	0	0
Curtis Glencross	3	0	1	1	0	0	0	0	0
Joe Colborne	2	0	1	1	1	0	0	0	0
Markus Granlund	2	0	1	1	0	0	0	0	0
Josh Jooris	2	0	1	1	-1	0	0	0	0
Kris Russell	2	0	1	1	3	4	0	0	0
Raphael Diaz	3	0	0	0	-1	0	0	0	0
Brandon Bollig	2	0	0	0	-1	2	0	0	0
Lance Bouma	2	0	0	0	-1	0	0	0	0
Deryk Engelland	2	0	0	0	-1	0	0	0	0
Mason Raymond	2	0	0	0	0	0	0	0	0
Ladislav Smid	2	0	0	0	-3	4	0	0	0
Matt Stajan	2	0	0	0	0	0	0	0	0
Sven Baertschi	1	0	0	0	-1	0	0	0	0
Micheal Ferland	1	0	0	0	-1	0	0	0	0
David Jones	1	0	0	0	0	0	0	0	0
Brian McGrattan	1	0	0	0	0	0	0	0	0
Max Reinhart	1	0	0	0	-1	0	0	0	0
Devin Setoguchi	1	0	0	0	1	2	0	0	0

BLACKHAWKS	GP	G	A	P	+/-	PIM	PP	SH	EN
Patrick Kane	3	1	2	3	0	0	0	0	0
Jonathan Toews	3	0	3	3	-1	2	0	0	0
Patrick Sharp	2	1	1	2	-2	0	1	0	0
Daniel Carcillo	3	1	0	1	1	0	0	0	0
Brandon Saad	3	1	0	1	0	0	0	0	0
Brent Seabrook	3	1	0	1	-2	0	0	0	0
Andrew Shaw	2	1	0	1	0	0	1	0	0
Adam Clendening	1	1	0	1	2	0	1	0	0
Niklas Hjalmarsson	3	0	1	1	0	4	0	0	0
Marian Hossa	3	0	1	1	0	2	0	0	0
Marcus Kruger	3	0	1	1	1	4	0	0	0
Brad Richards	3	0	1	1	1	0	0	0	0
Kris Versteeg	2	0	1	1	1	0	0	0	0
Bryan Bickell	3	0	0	0	0	2	0	0	0
Duncan Keith	3	0	0	0	-2	0	0	0	0
Johnny Oduya	3	0	0	0	1	4	0	0	0
Ben Smith	3	0	0	0	-1	0	0	0	0
Jeremy Morin	2	0	0	0	0	0	0	0	0
Michal Rozsival	2	0	0	0	2	2	0	0	0
Tim Erixon	1	0	0	0	0	0	0	0	0
Joakim Nordstrom	1	0	0	0	1	0	0	0	0
David Rundblad	1	0	0	0	0	0	0	0	0
Trevor van Riemsdyk	1	0	0	0	-1	0	0	0	0

GOALTENDERS	GP	MP	SO	GA	SA	SV	GAA	SV %
Jonas Hiller (1-2-0)	3	181	0	7	100	93	2.32	.930

GOALTENDERS	GP	MP	SO	GA	SA	SV	GAA	SV %
Antti Raanta (1-0-0)	1	60	0	1	24	23	1.00	.958
Corey Crawford (1-0-1)	2	124	0	5	45	40	2.41	.889

	POWER PLAY			PENALTY KILLING		
	PPG	ADV	%	PK	ADV	%
FLAMES	2	10	20.0	8	11	72.7
Blackhawks	3	11	27.3	8	10	80.0



FLAMES VS COLORADO AVALANCHE

ALL-TIME: 69-56-20-5-2

SINCE CALGARY: 66-56-19-5-2

LAST WIN: March 23, 2015 Flames 3 vs. Avalanche 2

DATE	TEAMS	ATTENDANCE	WINNING GOAL	GOALTENDERS
Dec. 4, 2014 *	Avalanche 3 AT FLAMES 4	18,651	Sean Monahan	Ramo vs Varlamov
Mar. 14, 2015	FLAMES 2 AT Avalanche 3	18,007	John Mitchell	Ramo vs Varlamov
Mar. 23, 2015	Avalanche 2 AT FLAMES 3	18,613	Lance Bouma	Ramo vs Varlamov

* Overtime

HEAD TO HEAD	GP	W	L	OTL	SOL	PTS	GF	GA	PPG	SHG	PIM
FLAMES	3	2	1	0	0	4	9	8	1	1	8
Avalanche	3	1	2	1	0	3	8	9	1	1	14

GOALS AND SHOTS BY PERIODS	1st	2nd	3rd	OT	TOTAL	PCT
FLAMES	2 - 27	1 - 25	5 - 27	1 - 3	9 - 82	10.9
Avalanche	1 - 20	4 - 34	3 - 28	0 - 0	8 - 82	9.7

FLAMES	GP	G	A	P	+/-	PIM	PP	SH	EN
David Jones	3	2	3	5	3	0	0	0	0
Lance Bouma	3	2	2	4	2	0	0	0	0
Dennis Wideman	3	2	1	3	2	0	1	0	0
Sean Monahan	3	1	2	3	0	2	0	0	0
Kris Russell	3	0	3	3	1	0	0	0	0
Curtis Glencross	1	1	1	2	2	0	0	0	0
Mikael Backlund	2	0	2	2	3	0	0	0	0
Jiri Hudler	3	1	0	1	0	0	0	0	0
TJ Brodie	3	0	1	1	-1	0	0	0	0
Johnny Gaudreau	3	0	1	1	-2	0	0	0	0
Markus Granlund	2	0	1	1	0	0	0	0	0
Mark Giordano	1	0	1	1	2	0	0	0	0
Brandon Bollig	3	0	0	0	-1	0	0	0	0
Deryk Engelland	3	0	0	0	-3	0	0	0	0
Josh Jooris	3	0	0	0	-2	2	0	0	0
Joe Colborne	2	0	0	0	0	2	0	0	0
Raphael Diaz	2	0	0	0	1	0	0	0	0
Mason Raymond	2	0	0	0	-1	0	0	0	0
David Schlemko	2	0	0	0	1	0	0	0	0
Matt Stajan	2	0	0	0	0	0	0	0	0
Sven Baertschi	1	0	0	0	0	0	0	0	0
Paul Byron	1	0	0	0	0	0	0	0	0
Micheal Ferland	1	0	0	0	0	2	0	0	0
Drew Shore	1	0	0	0	-1	0	0	0	0
Ladislav Smid	1	0	0	0	-1	0	0	0	0

AVALANCHE	GP	G	A	P	+/-	PIM	PP	SH	EN
Ryan O'Reilly	3	1	4	5	-1	0	0	0	0
Alex Tanguay	3	3	1	4	1	0	1	0	0
Tyson Barrie	3	0	3	3	-1	2	0	0	0
Matt Duchene	3	1	1	2	0	0	0	0	0
Gabriel Landeskog	3	1	1	2	-1	4	0	0	0
Zach Redmond	3	0	2	2	2	0	0	0	0
Nick Holden	3	1	0	1	-1	2	0	0	0
John Mitchell	2	1	0	1	-1	0	0	0	0
Nate Guenin	3	0	1	1	0	4	0	0	0
Jarome Iginla	3	0	1	1	-1	0	0	0	0
Michael Sgarbossa	1	0	1	1	1	0	0	0	0
Daniel Briere	3	0	0	0	0	0	0	0	0
Jan Hejda	3	0	0	0	0	2	0	0	0
Cody McLeod	3	0	0	0	1	0	0	0	0
Jordan Caron	2	0	0	0	0	0	0	0	0
Marc-Andre Cliche	2	0	0	0	0	0	0	0	0
Dennis Everberg	2	0	0	0	0	0	0	0	0
Brad Stuart	2	0	0	0	-2	0	0	0	0
Freddie Hamilton	1	0	0	0	0	0	0	0	0
Joey Hishon	1	0	0	0	0	0	0	0	0
Erik Johnson	1	0	0	0	-1	0	0	0	0
Nathan MacKinnon	1	0	0	0	-2	0	0	0	0
Karl Stollery	1	0	0	0	2	0	0	0	0
Max Talbot	1	0	0	0	0	0	0	0	0
Tomas Vincour	1	0	0	0	0	0	0	0	0

GOALTENDERS	GP	MP	SO	GA	SA	SV	GAA	SV %
Karri Ramo (2-1-0)	3	180	0	8	82	74	2.67	.902

GOALTENDERS	GP	MP	SO	GA	SA	SV	GAA	SV %
Semyon Varlamov (1-1-1)	3	180	0	9	82	73	3.00	.890

	POWER PLAY			PENALTY KILLING		
	PPG	ADV	%	PK	ADV	%
FLAMES	1	7	14.3	4	5	80.0
Avalanche	1	5	20.0	6	7	85.7



FLAMES VS COLUMBUS BLUE JACKETS

ALL-TIME: 23-21-0-3-4

SINCE CALGARY: 23-21-0-3-4

LAST WIN: October 4, 2013 Flames 4 vs. Blue Jackets 3

DATE	TEAMS	ATTENDANCE	WINNING GOAL	GOALTENDERS
Oct. 17, 2014	FLAMES 2 AT Blue Jackets 3	15,987	Matt Calvert	Ramo vs Bobrovsky
Mar. 21, 2015 *	Blue Jackets 3 AT FLAMES 2	19,289	Rene Bourque	Ramo vs Bobrovsky

* Overtime

HEAD TO HEAD	GP	W	L	OTL	SOL	PTS	GF	GA	PPG	SHG	PIM
FLAMES	2	0	2	1	0	1	4	6	1	0	26
Blue Jackets	2	2	0	0	0	4	6	4	1	0	34

GOALS AND SHOTS BY PERIODS	1st	2nd	3rd	OT	TOTAL	PCT
FLAMES	1 - 18	1 - 23	2 - 28	0 - 2	4 - 71	5.6
Blue Jackets	3 - 14	1 - 17	1 - 18	1 - 3	6 - 52	11.5

FLAMES	GP	G	A	P	+/-	PIM	PP	SH	EN
Jiri Hudler	2	1	1	2	-1	0	0	0	0
Sean Monahan	2	1	1	2	0	0	1	0	0
Mason Raymond	2	1	0	1	-1	2	0	0	0
Josh Jooris	1	1	0	1	1	0	0	0	0
Mikael Backlund	2	0	1	1	1	0	0	0	0
T.J. Brodie	2	0	1	1	-2	2	0	0	0
Johnny Gaudreau	1	0	1	1	-1	2	0	0	0
Mark Giordano	1	0	1	1	0	2	0	0	0
Curtis Glenross	1	0	1	1	2	0	0	0	0
Brandon Bollig	2	0	0	0	-1	0	0	0	0
Lance Bouma	2	0	0	0	-1	2	0	0	0
Joe Colborne	2	0	0	0	-2	0	0	0	0
Raphael Diaz	2	0	0	0	0	0	0	0	0
Kris Russell	2	0	0	0	0	0	0	0	0
Matt Stajan	2	0	0	0	0	2	0	0	0
Dennis Wideman	2	0	0	0	-1	2	0	0	0
Paul Byron	1	0	0	0	0	0	0	0	0
Deryk Engelland	1	0	0	0	-1	0	0	0	0
Micheal Ferland	1	0	0	0	0	5	0	0	0
Markus Granlund	1	0	0	0	-1	0	0	0	0
David Jones	1	0	0	0	0	0	0	0	0
Brian McGrattan	1	0	0	0	-1	2	0	0	0
David Schlemko	1	0	0	0	0	0	0	0	0
Ladislav Smid	1	0	0	0	0	5	0	0	0

BLUE JACKETS	GP	G	A	P	+/-	PIM	PP	SH	EN
Rene Bourque	1	2	0	2	1	2	0	0	0
Ryan Johansen	2	1	1	2	-1	0	1	0	0
Matt Calvert	1	1	1	2	1	2	0	0	1
Mark Letestu	2	0	2	2	2	0	0	0	0
Artem Anisimov	2	1	0	1	1	2	0	0	0
Jack Skille	1	1	0	1	2	2	0	0	0
Cam Atkinson	2	0	1	1	1	4	0	0	0
Nick Foligno	2	0	1	1	0	2	0	0	0
Fedor Tyutin	2	0	1	2	2	2	0	0	0
Kevin Connauton	1	0	1	1	2	0	0	0	0
James Wisniewski	1	0	1	1	-1	0	0	0	0
Jared Boll	2	0	0	0	-1	2	0	0	0
Scott Hartnell	2	0	0	0	0	2	0	0	0
Jack Johnson	2	0	0	0	-1	0	0	0	0
Dalton Prout	2	0	0	0	2	0	0	0	0
David Savard	2	0	0	0	-1	0	0	0	0
Corey Tropp	2	0	0	0	-1	10	0	0	0
Michael Chaput	1	0	0	0	-1	2	0	0	0
Marko Dano	1	0	0	0	0	0	0	0	0
Tim Erixon	1	0	0	0	0	0	0	0	0
Cody Goloubeff	1	0	0	0	1	2	0	0	0
Boone Jenner	1	0	0	0	1	0	0	0	0
Jeremy Morin	1	0	0	0	1	0	0	0	0
Alexander Wennberg	1	0	0	0	-1	0	0	0	0

GOALTENDERS	GP	MP	SO	GA	SA	SV	GAA	SV %
Karri Ramo (0-1-1)	2	122	0	6	52	46	2.94	.885

GOALTENDERS	GP	MP	SO	GA	SA	SV	GAA	SV %
Sergei Bobrovsky (2-0-0)	2	124	0	4	71	67	1.94	.944

	POWER PLAY			PENALTY KILLING		
	PPG	ADV	%	PK	ADV	%
FLAMES	1	9	11.1	4	5	80.0
Blue Jacks	1	5	20.0	8	9	88.9



FLAMES VS DALLAS STARS

ALL-TIME: 71-58-25-4-3

SINCE CALGARY: 50-46-19-4-3

LAST WIN: March 30, 2015 Flames 5 vs. Stars 3

DATE	TEAMS	ATTENDANCE	WINNING GOAL	GOALTENDERS
Dec. 19, 2014	Stars 2 AT FLAMES 1	19,289	Trevor Daley	Hiller vs Lehtonen
Mar. 25, 2015 **	Stars 4 AT FLAMES 3	19,289	Tyler Seguin	Ramo vs Lehtonen
Mar. 30, 2015	FLAMES 5 AT Stars 3	17,898	Johnny Gaudreau	Hiller vs Lehtonen, Enroth

** Shootout

HEAD TO HEAD	GP	W	L	OTL	SOL	PTS	GF	GA	PPG	SHG	PIM
FLAMES	3	1	2	0	1	3	9	9	1	0	26
Stars	3	2	1	0	0	4	9	9	2	0	24

GOALS AND SHOTS BY PERIODS	1st	2nd	3rd	OT	TOTAL	PCT
FLAMES	1 - 20	6 - 39	2 - 21	0 - 1	9 - 81	11.1
Stars	2 - 29	5 - 28	1 - 29	0 - 1	8 - 87	9.1

FLAMES	GP	G	A	P	+/-	PIM	PP	SH	EN
Johnny Gaudreau	3	2	1	3	2	0	0	0	0
Jiri Hudler	3	1	2	3	3	0	0	0	0
Deryk Engelland	3	2	0	2	1	2	0	0	0
Dennis Wideman	3	1	1	2	0	1	0	0	0
Lance Bouma	3	0	2	2	-2	6	0	0	0
Sean Monahan	3	0	2	2	3	2	0	0	0
Raphael Diaz	3	1	0	1	0	2	0	0	0
Mikael Backlund	2	1	0	1	1	2	0	0	1
Mark Giordano	1	1	0	1	0	0	0	0	0
T.J. Brodie	3	0	1	1	2	0	0	0	0
Joe Colborne	3	0	1	1	2	4	0	0	0
Markus Granlund	3	0	1	1	0	6	0	0	0
David Jones	3	0	1	1	-3	0	0	0	0
Mason Raymond	3	0	1	1	1	0	0	0	0
Kris Russell	3	0	1	1	1	0	0	0	0
Brandon Bollig	2	0	0	0	-1	0	0	0	0
Josh Jooris	2	0	0	0	1	0	0	0	0
David Schlemko	2	0	0	0	0	0	0	0	0
Matt Stajan	2	0	0	0	-1	0	0	0	0
Paul Byron	1	0	0	0	1	0	0	0	0
Micheal Ferland	1	0	0	0	0	2	0	0	0
Curtis Glencross	1	0	0	0	0	0	0	0	0
Drew Shore	1	0	0	0	1	0	0	0	0

STARS	GP	G	A	P	+/-	PIM	PP	SH	EN
Jamie Benn	3	2	3	5	-1	0	1	0	0
Tyler Seguin	3	1	3	4	-3	2	1	0	0
Jason Spezza	3	1	2	3	-1	2	0	0	0
Ales Hemsky	3	2	0	2	3	2	0	0	0
Trevor Daley	2	1	1	2	0	0	0	0	0
Cody Eakin	3	0	2	2	-2	2	0	0	0
Jason Demers	3	1	0	1	1	0	0	0	0
Vernon Fiddler	3	0	1	1	0	0	0	0	0
Shawn Horcoff	3	0	1	1	0	0	0	0	0
Patrick Eaves	2	0	1	1	0	0	0	0	0
Patrik Nemeth	2	0	1	1	1	0	0	0	0
Alex Goligoski	3	0	0	0	-4	0	0	0	0
Jyrki Jokipakka	3	0	0	0	0	0	0	0	0
John Klingberg	3	0	0	0	-2	4	0	0	0
Curtis McKenzie	3	0	0	0	-2	4	0	0	0
Antoine Roussel	3	0	0	0	-1	2	0	0	0
Brett Ritchie	2	0	0	0	-1	4	0	0	0
Colton Sceviour	2	0	0	0	-1	0	0	0	0
Jordie Benn	1	0	0	0	-1	0	0	0	0
Erik Cole	1	0	0	0	0	0	0	0	0
Ryan Garbutt	1	0	0	0	1	0	0	0	0
Travis Morin	1	0	0	0	0	0	0	0	0
Jamie Oleksiak	1	0	0	0	1	2	0	0	0

GOALTENDERS	GP	MP	SO	GA	SA	SV	GAA	SV %
Jonas Hiller (1-1-0)	2	118	0	5	57	52	2.54	.912
Karri Ramo (0-0-1)	1	64	0	3	30	27	2.79	.900

GOALTENDERS	GP	MP	SO	GA	SA	SV	GAA	SV %
Kari Lehtonen (2-1-0)	3	161	0	8	75	67	2.98	.893
Jhonas Enroth (0-0-0)	1	22	0	0	5	5	0.00	1.000

	POWER PLAY			PENALTY KILLING		
	PPG	ADV	%	PK	ADV	%
FLAMES	1	11	9.1	10	12	83.3
Stars	2	12	16.7	10	11	90.9



FLAMES VS DETROIT RED WINGS

ALL-TIME: 67-66-16-3-2

SINCE CALGARY: 51-53-11-3-2

LAST WIN: March 6, 2015 Flames 5 vs. Red Wings 2

DATE	TEAMS	ATTENDANCE	WINNING GOAL	GOALTENDERS
Jan. 7, 2015	Red Wings 3 AT FLAMES 2	19,154	Justin Abdelkader	Ramo, Hiller vs Mrazek
Mar. 6, 2015	FLAMES 5 AT Red Wings 2	20,027	Jiri Hudler	Hiller vs Howard

HEAD TO HEAD	GP	W	L	OTL	SOL	PTS	GF	GA	PPG	SHG	PIM
FLAMES	2	1	1	0	0	2	7	5	1	1	8
Red Wings	2	1	1	0	0	2	5	7	2	0	12

GOALS AND SHOTS BY PERIODS	1st	2nd	3rd	OT	TOTAL	PCT
FLAMES	2 - 18	2 - 16	3 - 20	0 - 0	7 - 54	12.9
Red Wings	3 - 21	1 - 23	1 - 13	0 - 0	5 - 57	8.7

FLAMES	GP	G	A	P	+/-	PIM	PP	SH	EN
Mikael Backlund	2	1	2	3	1	0	0	1	0
Mason Raymond	2	2	0	2	1	2	0	0	0
Jiri Hudler	1	2	0	2	2	0	0	0	1
Sean Monahan	2	1	1	2	0	1	0	0	0
Dennis Wideman	2	0	2	2	3	0	0	0	0
Matt Stajan	2	1	0	1	1	0	0	0	0
Brandon Bollig	2	0	1	1	1	0	0	0	0
T.J. Brodie	2	0	1	1	0	0	0	0	0
Johnny Gaudreau	2	0	1	1	2	0	0	0	0
Josh Jooris	2	0	1	1	1	2	0	0	0
Kris Russell	2	0	1	1	3	2	0	0	0
Paul Byron	1	0	1	1	0	0	0	0	0
David Jones	1	0	1	1	0	0	0	0	0
Drew Shore	1	0	1	1	1	0	0	0	0
Lance Bouma	2	0	0	0	0	0	0	0	0
Joe Colborne	2	0	0	0	-1	2	0	0	0
Raphael Diaz	2	0	0	0	0	0	0	0	0
Deryk Engelland	2	0	0	0	-1	0	0	0	0
Micheal Ferland	1	0	0	0	0	0	0	0	0
Mark Giordano	1	0	0	0	-1	0	0	0	0
Curtis Glencross	1	0	0	0	-1	0	0	0	0
David Schlemko	1	0	0	0	2	0	0	0	0

RED WINGS	GP	G	A	P	+/-	PIM	PP	SH	EN
Justin Abdelkader	2	3	1	4	0	4	2	0	1
Henrik Zetterberg	2	1	3	4	1	0	0	0	0
Gustav Nyquist	2	0	2	2	0	0	0	0	0
Erik Cole	1	0	2	2	0	0	0	0	0
Riley Sheahan	2	1	0	1	-1	0	0	0	0
Darren Helm	1	0	1	1	1	0	0	0	0
Joakim Andersson	2	0	0	0	-1	0	0	0	0
Pavel Datsyuk	2	0	0	0	-2	0	0	0	0
Danny DeKeyser	2	0	0	0	-1	2	0	0	0
Jonathan Ericsson	2	0	0	0	-3	0	0	0	0
Luke Glendening	2	0	0	0	-1	0	0	0	0
Niklas Kronwall	2	0	0	0	-3	0	0	0	0
Drew Miller	2	0	0	0	-1	0	0	0	0
Kyle Quincey	2	0	0	0	0	2	0	0	0
Brendan Smith	2	0	0	0	1	2	0	0	0
Tomas Tatar	2	0	0	0	-3	0	0	0	0
Stephen Weiss	2	0	0	0	-3	2	0	0	0
Daniel Cleary	1	0	0	0	0	0	0	0	0
Tomas Jurco	1	0	0	0	-2	0	0	0	0
Xavier Ouellet	1	0	0	0	1	0	0	0	0
Marek Zidlicky	1	0	0	0	1	0	0	0	0

GOALTENDERS	GP	MP	SO	GA	SA	SV	GAA	SV %
Jonas Hiller (1-1-0)	2	88	0	4	44	40	2.73	.909
Karri Ramo (0-0-0)	1	30	0	1	13	12	1.99	.923

GOALTENDERS	GP	MP	SO	GA	SA	SV	GAA	SV %
Petr Mrazek (1-0-0)	1	60	0	2	30	28	2.00	.933
Jimmy Howard (0-1-0)	1	57	0	4	23	19	4.19	.826

	POWER PLAY			PENALTY KILLING		
	PPG	ADV	%	PK	ADV	%
FLAMES	1	7	14.3	2	4	50.0
Red Wings	2	4	50.0	6	7	85.7



FLAMES VS EDMONTON OILERS

ALL-TIME: 114-88-19-2-1

SINCE CALGARY: 112-87-18-2-1

LAST WIN: April 4, 2015 Flames 4 vs. Oilers 0

DATE	TEAMS	ATTENDANCE	WINNING GOAL	GOALTENDERS
Oct. 9, 2014	FLAMES 5 AT Oilers 2	16,839	Mason Raymond	Ramo vs Scrivens
Dec. 27, 2014	Oilers 1 AT FLAMES 4	19,289	Johnny Gaudreau	Hiller vs Scrivens, Fasth
Dec. 31, 2014 *	Oilers 3 AT FLAMES 4	19,289	Josh Jooris	Hiller vs Scrivens
Jan. 31, 2015	Oilers 2 AT FLAMES 4	19,289	Sean Monahan	Hiller vs Scrivens
Apr. 4, 2015	FLAMES 4 AT Oilers 0	16,839	Joe Colborne	Ramo, Hiller vs Scrivens

* Overtime

HEAD TO HEAD	GP	W	L	OTL	SOL	PTS	GF	GA	PPG	SHG	PIM
FLAMES	5	5	0	0	0	10	21	8	4	0	38
Oilers	5	0	5	1	0	1	8	21	3	0	56

GOALS AND SHOTS BY PERIODS	1st	2nd	3rd	OT	TOTAL	PCT
FLAMES	6 - 46	2 - 35	13 - 60	1 - 2	21 - 143	14.6
Oilers	4 - 47	2 - 43	2 - 43	0 - 0	8 - 133	6.0

FLAMES	GP	G	A	P	+/-	PIM	PP	SH	EN
Joe Colborne	5	4	3	7	5	4	1	0	0
Mason Raymond	4	3	2	5	5	0	0	0	0
Sean Monahan	5	1	4	5	1	2	1	0	0
Dennis Wideman	4	1	4	5	2	4	1	0	0
Curtis Glencross	3	1	4	5	1	2	0	0	0
Lance Bouma	5	3	1	4	4	0	0	0	0
Paul Byron	4	1	3	4	4	2	0	0	0
Jiri Hudler	4	1	3	4	3	0	0	0	0
Josh Jooris	3	1	3	4	3	2	0	0	0
Mark Giordano	4	0	3	3	3	0	0	0	0
Mikael Backlund	3	0	3	3	3	0	0	0	0
Johnny Gaudreau	5	2	0	2	3	0	0	0	0
Markus Granlund	3	2	0	2	4	2	0	0	0
T.J. Brodie	5	1	1	2	3	2	1	0	0
David Jones	5	0	2	2	0	2	0	0	0
Kris Russell	5	0	1	1	6	0	0	0	0
Matt Stajan	5	0	1	1	-1	4	0	0	0
Raphael Diaz	4	0	1	1	2	0	0	0	0
Deryk Engelland	5	0	0	0	5	7	0	0	0
Brandon Bollig	4	0	0	0	-1	5	0	0	0
Micheal Ferland	1	0	0	0	1	0	0	0	0
Corey Potter	1	0	0	0	1	0	0	0	0
David Schlemko	1	0	0	0	1	0	0	0	0
Ladislav Smid	1	0	0	0	1	0	0	0	0
David Wolf	1	0	0	0	0	0	0	0	0

OILERS	GP	G	A	P	+/-	PIM	PP	SH	EN
Jordan Eberle	5	2	1	3	2	2	0	0	0
Ryan Nugent-Hopkins	4	1	2	3	0	0	0	0	0
David Perron	3	0	3	3	-2	2	0	0	0
Andrew Ference	4	1	1	2	1	2	0	0	0
Taylor Hall	4	1	1	2	-1	4	1	0	0
Justin Schultz	5	0	2	2	-6	0	0	0	0
Nail Yakupov	5	0	2	2	-7	0	0	0	0
Leon Draisaitl	3	0	2	2	-2	0	0	0	0
Teddy Purcell	5	1	0	1	-5	0	1	0	0
Matt Fraser	3	1	0	1	-3	2	1	0	0
Benoit Pouliot	3	1	0	1	1	4	0	0	0
Jeff Petry	4	0	1	1	0	4	0	0	0
Matt Hendricks	5	0	0	0	-1	4	0	0	0
Mark Fayne	4	0	0	0	-5	2	0	0	0
Boyd Gordon	4	0	0	0	-1	0	0	0	0
Oscar Klefbom	4	0	0	0	-5	0	0	0	0
Keith Aulie	3	0	0	0	0	19	0	0	0
Derek Roy	3	0	0	0	-4	2	0	0	0
Mark Arcobello	2	0	0	0	-2	0	0	0	0
Luke Gazdic	2	0	0	0	-1	5	0	0	0
Brad Hunt	2	0	0	0	-4	0	0	0	0
Rob Klankhammer	2	0	0	0	0	0	0	0	0
Anton Lander	2	0	0	0	-3	0	0	0	0
Tyler Pittick	2	0	0	0	-2	2	0	0	0
Brandon Davidson	1	0	0	0	0	0	0	0	0
Jesse Joensuu	1	0	0	0	-1	0	0	0	0
Martin Marincin	1	0	0	0	-2	0	0	0	0
Andrew Miller	1	0	0	0	-2	0	0	0	0
David Musil	1	0	0	0	-2	0	0	0	0
Nikita Nikitin	1	0	0	0	-1	0	0	0	0
Steven Pinizzotto	1	0	0	0	-1	0	0	0	0

GOALTENDERS	GP	MP	SO	GA	SA	SV	GAA	SV %
Jonas Hiller (4-0-0)	4	240	0	6	93	87	1.50	.935
Karri Ramo (1-0-0)	2	61	0	2	40	38	1.97	.950

GOALTENDERS	GP	MP	SO	GA	SA	SV	GAA	SV %
Ben Scrivens (0-3-1)	5	288	0	18	137	119	3.75	.869
Viktor Fasth (0-1-0)	1	9	0	3	6	3	20.45	.500

	PPG	ADV	%	PK	ADV	%
FLAMES	4	15	26.7	9	12	75.0
Oilers	3	12	25.0	11	15	73.3



FLAMES VS FLORIDA PANTHERS

ALL-TIME: 14-8-3-0-2

SINCE CALGARY: 14-8-3-0-2

LAST WIN: November 8, 2014 Flames vs. Panthers 4

DATE	TEAMS	ATTENDANCE	WINNING GOAL	GOALTENDERS
Nov. 8, 2014	FLAMES 6 AT Panthers 4	9,230	Lance Bouma	Ramo, Hiller vs Montoya
Jan. 9, 2015	Panthers 6 AT FLAMES 5	19,289	Tomas Fleischmann	Hiller vs Montoya

HEAD TO HEAD	GP	W	L	OTL	SOL	PTS	GF	GA	PPG	SHG	PIM
FLAMES	2	1	1	0	0	2	11	10	2	1	12
Panthers	2	1	1	0	0	2	10	11	0	0	18

GOALS AND SHOTS BY PERIODS	1st	2nd	3rd	OT	TOTAL	PCT
FLAMES	2 - 14	5 - 22	4 - 19	0 - 0	11 - 55	20.0
Panthers	3 - 25	5 - 22	2 - 21	0 - 0	10 - 66	15.1

FLAMES	GP	G	A	P	+/-	PIM	PP	SH	EN
Lance Bouma	2	1	4	5	5	4	0	0	0
Mark Giordano	2	1	3	4	2	2	0	1	0
Johnny Gaudreau	2	1	2	3	0	0	1	0	1
T.J. Brodie	2	2	0	2	1	0	1	0	0
Matt Stajan	1	2	0	2	2	0	0	0	0
Jiri Hudler	2	1	1	2	0	0	0	0	0
David Jones	2	1	1	2	3	0	0	0	0
Sean Monahan	2	1	1	2	-1	0	0	0	0
Mikael Backlund	1	1	1	2	1	0	0	0	0
Paul Byron	2	0	1	1	-3	0	0	0	0
Deryk Engelland	2	0	1	1	-2	0	0	0	0
Curtis Glencross	2	0	1	1	0	2	0	0	0
Markus Granlund	2	0	1	1	-4	0	0	0	0
Dennis Wideman	2	0	1	1	0	2	0	0	0
Joe Colborne	1	0	1	1	1	0	0	0	0
Kris Russell	2	0	0	0	0	0	0	0	0
Ladislav Smid	2	0	0	0	-3	2	0	0	0
Sven Baertschi	1	0	0	0	-3	0	0	0	0
Brandon Bollig	1	0	0	0	0	0	0	0	0
Josh Jooris	1	0	0	0	0	0	0	0	0
Mason Raymond	1	0	0	0	-3	0	0	0	0
Devin Setoguchi	1	0	0	0	-2	0	0	0	0

PANTHERS	GP	G	A	P	+/-	PIM	PP	SH	EN
Scottie Upshall	2	2	1	3	0	2	0	0	0
Jimmy Hayes	2	2	0	2	1	0	0	0	0
Brad Boyes	2	1	1	2	1	2	0	0	0
Jonathan Huberdeau	2	1	1	2	0	0	0	0	0
Sean Bergenheim	1	1	1	2	3	0	0	0	0
Tomas Fleischmann	1	1	1	2	2	0	0	0	0
Aaron Ekblad	2	0	2	2	0	0	0	0	0
Dave Bolland	1	0	2	2	3	0	0	0	0
Dmitry Kulikov	1	0	2	2	1	0	0	0	0
Nick Bjugstad	2	1	0	1	-2	0	0	0	0
Brian Campbell	2	1	0	1	-2	2	0	0	0
Erik Gudbranson	2	0	1	1	1	0	0	0	0
Jussi Jokinen	2	0	1	1	-1	2	0	0	0
Willie Mitchell	2	0	1	1	6	0	0	0	0
Vincent Trocheck	2	0	1	1	3	2	0	0	0
Tomas Kopecky	2	0	0	0	-3	2	0	0	0
Derek MacKenzie	2	0	0	0	-3	2	0	0	0
Dylan Olsen	2	0	0	0	-2	2	0	0	0
Aleksander Barkov	1	0	0	0	0	0	0	0	0
Rocco Grimaldi	1	0	0	0	0	2	0	0	0
Shane O'Brien	1	0	0	0	-2	0	0	0	0
Shawn Thornton	1	0	0	0	-1	0	0	0	0

GOALTENDERS	GP	MP	SO	GA	SA	SV	GAA	SV%
Jonas Hiller (4-0-0)	2	84	0	6	44	38	4.26	.864
Karri Ramo (1-0-0)	1	34	0	4	22	18	7.16	.818

GOALTENDERS	GP	MP	SO	GA	SA	SV	GAA	SV%
Al Montoya (1-1-0)	2	119	0	10	54	44	5.02	.815

	POWER PLAY			PENALTY KILLING		
	PPG	ADV	%	PK	ADV	%
FLAMES	2	8	25.0	4	4	100.0
Panthers	0	4	0.0	6	8	75.0



FLAMES VS LOS ANGELES KINGS

ALL-TIME: 116-85-21-1-3

SINCE CALGARY: 104-68-15-1-3

LAST WIN: April 9, 2015 Flames 3 vs. Kings 1

DATE	TEAMS	ATTENDANCE	WINNING GOAL	GOALTENDERS
Dec. 22, 2014 *	FLAMES 4 AT Kings 3	18,230	Mark Giordano	Hiller vs Quick
Dec. 29, 2014	Kings 1 AT FLAMES 2	19,289	Markus Granlund	Hiller vs Quick
Jan. 19, 2015 *	FLAMES 2 AT Kings 1	18,230	Dennis Wideman	Ortio vs Quick
Feb. 12, 2015	FLAMES 3 AT Kings 5	18,230	Jordan Nolan	Ramo, Hiller vs Quick
Apr. 9, 2015	Kings 1 AT FLAMES 3	19,289	Jiri Hudler	Hiller vs Quick

* Overtime

HEAD TO HEAD	GP	W	L	OTL	SOL	PTS	GF	GA	PPG	SHG	PIM
FLAMES	5	4	1	0	0	8	14	11	2	0	29
Kings	5	1	4	2	0	4	11	14	2	0	35

GOALS AND SHOTS BY PERIODS	1st	2nd	3rd	OT	TOTAL	PCT
FLAMES	4 - 38	3 - 25	5 - 37	2 - 9	14 - 109	12.8
Kings	3 - 51	3 - 68	5 - 52	0 - 3	11 - 174	6.3

FLAMES	GP	G	A	P	+/-	PIM	PP	SH	EN
Johnny Gaudreau	5	4	4	8	6	0	1	0	0
Jiri Hudler	5	2	5	7	6	2	0	0	1
Dennis Wideman	5	1	6	7	2	4	0	0	0
Sean Monahan	5	1	3	4	3	0	0	0	0
Mason Raymond	5	2	1	3	2	0	0	0	0
Mark Giordano	4	1	1	2	2	2	0	0	0
T.J. Brodie	5	0	2	2	2	0	0	0	0
Kris Russell	5	0	2	2	1	2	0	0	0
David Jones	5	1	0	1	-2	2	1	0	0
Markus Granlund	4	1	0	1	-1	0	0	0	0
Curtis Glencross	3	1	0	1	1	2	0	0	0
Matt Stajan	5	0	1	1	0	2	0	0	0
Brandon Bollig	5	0	0	0	-2	7	0	0	0
Joe Colborne	5	0	0	0	0	0	0	0	0
Deryk Engelland	5	0	0	0	-1	0	0	0	0
Lance Bouma	4	0	0	0	-1	4	0	0	0
Paul Byron	4	0	0	0	-1	0	0	0	0
Mikael Backlund	3	0	0	0	-1	2	0	0	0
Raphael Diaz	3	0	0	0	0	0	0	0	0
Micheal Ferland	1	0	0	0	0	0	0	0	0
Josh Jooris	1	0	0	0	-1	0	0	0	0
Corey Potter	1	0	0	0	0	0	0	0	0
David Schlemko	1	0	0	0	0	0	0	0	0
Ladislav Smid	1	0	0	0	0	0	0	0	0

KINGS	GP	G	A	P	+/-	PIM	PP	SH	EN
Tyler Toffoli	4	4	1	5	3	0	0	0	0
Dustin Brown	5	0	3	3	-2	2	0	0	0
Jeff Carter	5	0	3	3	0	4	0	0	0
Jordan Nolan	4	2	0	2	0	0	0	0	1
Dwight King	5	1	1	2	0	0	0	0	0
Trevor Lewis	5	1	1	2	1	2	0	0	0
Drew Doughty	5	0	2	2	-2	4	0	0	0
Justin Williams	5	0	2	2	-3	0	0	0	0
Brayden McNabb	4	0	2	2	1	0	0	0	0
Jarret Stoll	5	1	0	1	0	6	0	0	0
Marian Gaborik	4	1	0	1	-3	2	1	0	0
Jamie McBain	3	1	0	1	-1	0	1	0	0
Matt Greene	5	0	1	1	2	0	0	0	0
Anze Kopitar	5	0	1	1	-5	2	0	0	0
Jake Muzzin	5	0	1	1	0	2	0	0	0
Alec Martinez	4	0	1	1	-3	0	0	0	0
Mike Richards	4	0	1	1	-1	0	0	0	0
Kyle Clifford	5	0	0	0	2	7	0	0	0
Robyn Regehr	3	0	0	0	-3	2	0	0	0
Tanner Pearson	2	0	0	0	0	0	0	0	0
Nick Shore	2	0	0	0	0	2	0	0	0
Jeff Schultz	1	0	0	0	0	0	0	0	0

GOALTENDERS	GP	MP	SO	GA	SA	SV	GAA	SV%
Jonas Hiller (3-1-0)	4	231	0	10	135	125	2.60	.926
Joni Ortio (1-0-0)	1	64	0	1	34	33	0.94	.971
Karri Ramo (0-0-0)	1	9	0	0	5	5	0.00	1.000

GOALTENDERS	GP	MP	SO	GA	SA	SV	GAA	SV%
Jonathan Quick (1-2-2)	5	306	0	13	108	95	2.55	.880

	POWER PLAY			PENALTY KILLING		
	PPG	ADV	%	PK	ADV	%
FLAMES	2	13	15.4	8	10	80.0
Kings	2	10	20.0	11	13	84.6



FLAMES VS MINNESOTA WILD

ALL-TIME: 42-24-4-5-5

SINCE CALGARY: 42-24-4-5-5

LAST WIN: February 1, 2014 Flames 4 vs. Wild 3

DATE	TEAMS	ATTENDANCE	WINNING GOAL	GOALTENDERS
Jan. 29, 2015	Wild 1 AT FLAMES 0	19,289	Zach Parise	Hiller vs Dubnyk
Feb. 18, 2015 *	Wild 3 AT FLAMES 2	19,277	Mikko Koivu	Hiller vs Dubnyk
Mar. 27, 2015	FLAMES 2 AT Wild 4	19,040	Mikko Koivu	Ramo, Hiller vs Dubnyk

* Overtime

HEAD TO HEAD	GP	W	L	OTL	SOL	PTS	GF	GA	PPG	SHG	PIM
FLAMES	3	0	3	1	0	1	4	8	0	0	4
Wild	3	3	0	0	0	6	8	4	1	0	12

GOALS AND SHOTS BY PERIODS	1st	2nd	3rd	OT	TOTAL	PCT
FLAMES	2 - 23	0 - 37	2 - 30	0 - 2	4 - 92	4.3
Wild	4 - 38	0 - 32	3 - 26	1 - 1	8 - 97	8.2

FLAMES	GP	G	A	P	+/-	PIM	PP	SH	EN
Dennis Wideman	3	0	2	2	-1	0	0	0	0
Lance Bouma	3	1	0	1	1	0	0	0	0
Jiri Hudler	3	1	0	1	-4	0	0	0	0
Josh Jooris	3	1	0	1	0	0	0	0	0
Markus Granlund	1	1	0	1	-1	0	0	0	0
Mikael Backlund	3	0	1	1	1	0	0	0	0
Joe Colborne	3	0	1	1	1	4	0	0	0
Sean Monahan	3	0	1	1	-2	0	0	0	0
Mason Raymond	3	0	1	1	-2	0	0	0	0
Matt Stajan	3	0	1	1	1	0	0	0	0
Paul Byron	2	0	1	1	1	0	0	0	0
TJ Brodie	3	0	0	0	-3	0	0	0	0
Raphael Diaz	3	0	0	0	1	0	0	0	0
Deryk Engelland	3	0	0	0	-1	0	0	0	0
Johnny Gaudreau	3	0	0	0	-3	0	0	0	0
David Jones	3	0	0	0	0	0	0	0	0
Kris Russell	3	0	0	0	-2	0	0	0	0
Brandon Bollig	2	0	0	0	0	0	0	0	0
Mark Giordano	2	0	0	0	-2	0	0	0	0
Curtis Glencross	1	0	0	0	-1	0	0	0	0
David Schlemko	1	0	0	0	2	0	0	0	0

WILD	GP	G	A	P	+/-	PIM	PP	SH	EN
Thomas Vanek	3	1	2	3	2	0	0	0	0
Charlie Coyle	3	0	3	3	1	0	0	0	0
Matt Dumba	3	2	0	2	-1	0	1	0	0
Mikko Koivu	3	2	0	2	1	2	0	0	0
Zach Parise	3	2	0	2	0	2	0	0	0
Justin Fontaine	3	1	1	2	1	0	0	0	0
Jonas Brodin	3	0	2	2	4	2	0	0	0
Mikael Granlund	3	0	1	1	1	2	0	0	0
Marco Scandella	3	0	1	1	0	2	0	0	0
Jared Spurgeon	3	0	1	1	0	0	0	0	0
Chris Stewart	1	0	1	1	0	0	0	0	0
Nino Niederreiter	3	0	0	0	0	0	0	0	0
Jason Pominville	3	0	0	0	1	2	0	0	0
Ryan Suter	3	0	0	0	4	0	0	0	0
Kyle Brodziak	2	0	0	0	1	0	0	0	0
Erik Haula	2	0	0	0	1	0	0	0	0
Nate Prosser	2	0	0	0	0	0	0	0	0
Jordan Schroeder	2	0	0	0	-1	0	0	0	0
Sean Bergenheim	1	0	0	0	0	0	0	0	0
Ryan Carter	1	0	0	0	0	0	0	0	0
Matt Cooke	1	0	0	0	0	0	0	0	0
Jordan Leopold	1	0	0	0	-1	0	0	0	0
Stephane Veilleux	1	0	0	0	0	0	0	0	0
Jason Zucker	1	0	0	0	0	0	0	0	0

GOALTENDERS	GP	MP	SO	GA	SA	SV	GAA	SV%
Jonas Hiller (0-1-1)	3	127	0	4	62	58	1.89	.935
Karri Ramo (0-1-0)	1	52	0	4	35	31	4.64	.886

GOALTENDERS	GP	MP	SO	GA	SA	SV	GAA	SV%
Devan Dubnyk (3-0-0)	3	182	1	4	92	88	1.32	.957

	PPG	ADV	%	PK	ADV	%
FLAMES	0	6	0.0	2	3	66.7
Wild	1	3	33.3	6	6	100.0



FLAMES VS MONTREAL CANADIENS

ALL-TIME: 37-55-15-1-1

SINCE CALGARY: 33-32-8-1-1

LAST WIN: November 2, 2014 Flames 6 vs. Canadiens 2

DATE	TEAMS	ATTENDANCE	WINNING GOAL	GOALTENDERS
Oct. 28, 2014 **	Canadiens 2 AT FLAMES 1	19,289	Pierre-Alexandre Parenteau	Hiller vs Price
Nov. 2, 2014	FLAMES 6 AT Canadiens 2	21,287	Curtis Glencross	Hiller vs Price

** Shootout

HEAD TO HEAD	GP	W	L	OTL	SOL	PTS	GF	GA	PPG	SHG	PIM
FLAMES	2	1	1	0	1	3	7	4	1	0	16
Canadiens	2	1	1	0	0	2	4	7	0	0	32

GOALS AND SHOTS BY PERIODS	1st	2nd	3rd	OT	TOTAL	PCT
FLAMES	2 - 28	2 - 27	3 - 18	0 - 1	7 - 74	9.4
Canadiens	0 - 10	1 - 12	2 - 15	0 - 2	3 - 39	7.6

FLAMES	GP	G	A	P	+/-	PIM	PP	SH	EN
T.J. Brodie	2	0	4	4	3	0	0	0	0
Mark Giordano	2	2	1	3	3	6	0	0	1
Johnny Gaudreau	2	0	3	3	2	0	0	0	0
Josh Jooris	2	2	0	2	0	0	1	0	0
Curtis Glencross	2	1	1	2	2	0	0	0	0
Jiri Hudler	2	0	2	2	0	0	0	0	0
Lance Bouma	2	1	0	1	-1	0	0	0	0
Markus Granlund	1	1	0	1	1	0	0	0	0
Brandon Bollig	2	0	1	1	0	0	0	0	0
Sean Monahan	2	0	1	1	1	2	0	0	0
Dennis Wideman	2	0	1	1	0	2	0	0	0
Paul Byron	2	0	0	0	3	0	0	0	0
David Jones	2	0	0	0	1	2	0	0	0
Kris Russell	2	0	0	0	-1	0	0	0	0
Ladislav Smid	2	0	0	0	0	0	0	0	0
Mikael Backlund	1	0	0	0	0	0	0	0	0
Sven Baertschi	1	0	0	0	0	0	0	0	0
Joe Colborne	1	0	0	0	0	4	0	0	0
Raphael Diaz	1	0	0	0	0	0	0	0	0
Deryk Engelland	1	0	0	0	0	0	0	0	0
Devin Setoguchi	1	0	0	0	0	0	0	0	0
Matt Stajan	1	0	0	0	-1	0	0	0	0

CANADIENS	GP	G	A	P	+/-	PIM	PP	SH	EN
Lars Eller	2	1	0	1	1	4	0	0	0
Tom Gilbert	2	1	0	1	1	2	0	0	0
Max Pacioretty	2	1	0	1	-1	2	0	0	0
Rene Bourque	2	0	1	1	1	2	0	0	0
Andrei Markov	2	0	1	1	-2	0	0	0	0
P.K. Subban	2	0	1	1	-3	4	0	0	0
Dale Weise	2	0	1	1	2	0	0	0	0
David Desharnais	2	0	0	0	-1	0	0	0	0
Alexei Emelin	2	0	0	0	0	6	0	0	0
Alex Galchenyuk	2	0	0	0	-4	2	0	0	0
Brendan Gallagher	2	0	0	0	-3	2	0	0	0
Manny Malhotra	2	0	0	0	0	0	0	0	0
Travis Moen	2	0	0	0	0	2	0	0	0
Pierre-Alexandre Parenteau	2	0	0	0	-1	2	0	0	0
Tomas Plekanec	2	0	0	0	-2	0	0	0	0
Brandon Prust	2	0	0	0	0	0	0	0	0
Mike Weaver	2	0	0	0	-1	2	0	0	0
Nathan Beaulieu	1	0	0	0	-1	0	0	0	0
Jarred Tinordi	1	0	0	0	0	2	0	0	0

GOALTENDERS	GP	MP	SO	GA	SA	SV	GAA	SV%
Jonas Hiller (1-0-1)	2	125	0	3	39	36	1.44	.923

GOALTENDERS	GP	MP	SO	GA	SA	SV	GAA	SV%
Carey Price (1-1-0)	2	125	0	6	73	67	2.88	.918

	POWER PLAY			PENALTY KILLING		
	PPG	ADV	%	PK	ADV	%
FLAMES	1	13	7.7	4	4	100.0
Canadiens	0	4	0.0	12	13	92.3



FLAMES VS NASHVILLE PREDATORS

ALL-TIME: 29-27-4-2-0

SINCE CALGARY: 29-27-4-2-0

LAST WIN: March 29, 2015 Flames 5 vs. Predators 2

DATE	TEAMS	ATTENDANCE	WINNING GOAL	GOALTENDERS
Oct. 14, 2014 **	FLAMES 3 AT Predators 2	15,654	Joe Colborne	Ramo vs Rinne
Oct. 31, 2014	Predators 3 AT FLAMES 4	18,505	Johnny Gaudreau	Hiller vs Rinne
Mar. 29, 2015	FLAMES 5 AT Predators 2	17,113	Micheal Ferland	Hiller vs Hutton

** Shootout

HEAD TO HEAD	GP	W	L	OTL	SOL	PTS	GF	GA	PPG	SHG	PIM
FLAMES	3	3	0	0	0	6	12	7	3	0	10
Predators	3	0	3	0	1	1	7	12	1	0	14

GOALS AND SHOTS BY PERIODS	1st	2nd	3rd	OT	TOTAL	PCT
FLAMES	3 - 26	4 - 34	4 - 26	0 - 2	11 - 88	12.5
Predators	2 - 24	3 - 26	2 - 30	0 - 1	7 - 81	8.6

FLAMES	GP	G	A	P	+/-	PIM	PP	SH	EN
Jiri Hudler	3	2	3	5	3	2	0	0	0
T.J. Brodie	3	2	1	3	1	0	1	0	0
Sean Monahan	3	1	2	3	-3	0	1	0	0
Mark Giordano	2	1	2	3	1	0	1	0	0
Deryk Engelland	3	0	3	3	1	2	0	0	0
Lance Bouma	3	2	0	2	2	0	0	0	1
Johnny Gaudreau	3	1	1	2	0	0	0	0	0
Kris Russell	3	1	0	1	-1	0	0	0	0
Micheal Ferland	2	1	0	1	2	0	0	0	0
Dennis Wideman	3	0	1	1	-1	2	0	0	0
Mikael Backlund	2	0	1	1	0	0	0	0	0
Brandon Bollig	2	0	1	1	0	0	0	0	0
Curtis Glencross	2	0	1	1	-1	2	0	0	0
Ladislav Smid	2	0	1	1	0	0	0	0	0
Matt Stajan	2	0	1	1	3	2	0	0	0
Markus Granlund	1	0	1	1	1	0	0	0	0
Drew Shore	1	0	1	1	1	0	0	0	0
Paul Byron	2	0	0	0	1	0	0	0	0
Joe Colborne	2	0	0	0	-1	0	0	0	0
David Jones	2	0	0	0	-1	0	0	0	0
Mason Raymond	2	0	0	0	-1	0	0	0	0
Devin Setoguchi	2	0	0	0	-1	0	0	0	0
Raphael Diaz	1	0	0	0	1	0	0	0	0
Josh Jooris	1	0	0	0	0	0	0	0	0
Brian McGrattan	1	0	0	0	0	0	0	0	0
David Schlemko	1	0	0	0	2	0	0	0	0

PREDATORS	GP	G	A	P	+/-	PIM	PP	SH	EN
Mike Ribeiro	3	1	2	3	-1	0	0	0	0
Craig Smith	3	1	2	3	0	2	0	0	0
James Neal	2	2	0	2	0	0	1	0	0
Filip Forsberg	3	1	1	2	0	2	0	0	0
Roman Josi	3	1	1	2	-1	0	0	0	0
Seth Jones	3	1	0	1	-1	0	0	0	0
Mattias Ekholm	3	0	1	1	0	2	0	0	0
Ryan Ellis	3	0	1	1	1	2	0	0	0
Colin Wilson	3	0	1	1	0	4	0	0	0
Calle Jarnkrok	2	0	1	1	1	2	0	0	0
Derek Roy	2	0	1	1	1	0	0	0	0
Matt Cullen	1	0	1	1	0	0	0	0	0
Mike Santorelli	1	0	1	1	0	0	0	0	0
Taylor Beck	3	0	0	0	-2	0	0	0	0
Gabriel Bourque	3	0	0	0	-2	0	0	0	0
Paul Gaustad	3	0	0	0	-1	0	0	0	0
Anton Volchenkov	3	0	0	0	-1	0	0	0	0
Olli Jokinen	2	0	0	0	-1	0	0	0	0
Eric Nystrom	2	0	0	0	0	0	0	0	0
Shea Weber	2	0	0	0	-1	0	0	0	0
Viktor Arvidsson	1	0	0	0	1	0	0	0	0
Mike Fisher	1	0	0	0	-1	0	0	0	0
Cody Franson	1	0	0	0	-1	0	0	0	0
Viktor Stalberg	1	0	0	0	-1	0	0	0	0

GOALTENDERS	GP	MP	SO	GA	SA	SV	GAA	SV%
Jonas Hiller (2-0-0)	2	120	0	5	60	55	2.5	.917
Karri Ramo (1-0-0)	1	65	0	2	21	19	1.85	.905

GOALTENDERS	GP	MP	SO	GA	SA	SV	GAA	SV%
Pekka Rinne (0-1-1)	2	123	0	6	58	52	2.92	.897
Carter Hutton (0-1-0)	1	57	0	4	29	25	4.20	.862

	POWER PLAY			PENALTY KILLING		
	PPG	ADV	%	PK	ADV	%
FLAMES	3	6	50.0	3	4	75.0
Predators	1	4	25.0	3	6	50.0



FLAMES VS NEW JERSEY DEVILS

ALL-TIME: 62-22-11-1-1

SINCE CALGARY: 40-20-7-1-1

LAST WIN: February 25, 2015 Flames 3 vs. Devils 1

DATE	TEAMS	ATTENDANCE	WINNING GOAL	GOALTENDERS
Nov. 22, 2014 **	Devils 4 AT FLAMES 5	18,874	Jiri Hudler	Ramo vs Clemmensen
Feb. 25, 2015	FLAMES 3 AT Devils 1	13,662	Sean Monahan	Ramo vs Schneider

** Shootout

HEAD TO HEAD	GP	W	L	OTL	SOL	PTS	GF	GA	PPG	SHG	PIM
FLAMES	2	2	0	0	0	4	8	5	2	1	12
Devils	2	0	2	0	1	1	5	8	1	0	23

GOALS AND SHOTS BY PERIODS	1st	2nd	3rd	OT	TOTAL	PCT
FLAMES	0 - 21	2 - 21	5 - 17	0 - 4	7 - 63	11.1
Devils	3 - 18	1 - 17	1 - 17	0 - 4	5 - 56	8.9

FLAMES	GP	G	A	P	+/-	PIM	PP	SH	EN
Curtis Glencross	2	3	1	5	0	0	0	0	0
Jiri Hudler	2	1	1	2	0	0	0	0	0
Josh Jooris	2	1	1	2	2	0	1	0	0
Sean Monahan	2	1	1	2	0	0	1	0	0
Mark Giordano	2	0	2	2	1	0	0	0	0
T.J. Brodie	2	1	0	1	0	0	0	1	1
Lance Bouma	2	0	1	1	2	2	0	0	0
Micheal Ferland	2	0	1	1	1	0	0	0	0
Johnny Gaudreau	2	0	1	1	-1	2	0	0	0
Kris Russell	2	0	1	1	0	0	0	0	0
Dennis Wideman	2	0	1	1	1	2	0	0	0
Joe Colborne	1	0	1	1	1	0	0	0	0
Deryk Engelland	2	0	0	0	0	0	0	0	0
Markus Granlund	2	0	0	0	0	0	0	0	0
Mikael Backlund	1	0	0	0	-1	2	0	0	0
Sven Baertschi	1	0	0	0	0	0	0	0	0
Paul Byron	1	0	0	0	0	2	0	0	0
Raphael Diaz	1	0	0	0	0	2	0	0	0
David Jones	1	0	0	0	-1	0	0	0	0
Corban Knight	1	0	0	0	0	0	0	0	0
Emile Poirier	1	0	0	0	0	0	0	0	0
Devin Setoguchi	1	0	0	0	0	0	0	0	0
Ladislav Smid	1	0	0	0	0	0	0	0	0

DEVILS	GP	G	A	P	+/-	PIM	PP	SH	EN
Mike Cammalleri	2	2	0	2	-1	4	0	0	0
Adam Henrique	2	1	1	2	0	0	0	0	0
Marek Zidlicky	2	0	2	2	2	2	0	0	0
Tuomo Ruutu	2	1	0	1	-1	0	0	0	0
Travis Zajac	2	1	0	1	-1	5	1	0	0
Patrik Elias	2	0	1	1	0	0	0	0	0
Jaromir Jagr	2	0	1	1	-2	2	0	0	0
Adam Larsson	2	0	1	1	0	2	0	0	0
Martin Havlat	1	0	1	1	1	2	0	0	0
Michael Ryder	1	0	1	1	1	2	0	0	0
Jordin Tootoo	1	0	1	1	0	0	0	0	0
Steve Bernier	2	0	0	0	-2	0	0	0	0
Eric Gelinas	2	0	0	0	0	0	0	0	0
Stephen Gionta	2	0	0	0	0	0	0	0	0
Andy Greene	2	0	0	0	-3	2	0	0	0
Jacob Josefson	2	0	0	0	1	0	0	0	0
Dainius Zubrus	2	0	0	0	0	0	0	0	0
Scott Gomez	1	0	0	0	-1	0	0	0	0
Peter Harrold	1	0	0	0	0	0	0	0	0
Seth Helgeson	1	0	0	0	2	0	0	0	0
Jon Merrill	1	0	0	0	0	2	0	0	0
Damon Severson	1	0	0	0	-2	0	0	0	0

GOALTENDERS	GP	MP	SO	GA	SA	SV	GAA	SV%
Karri Ramo (0-1-0)	2	123	0	5	56	57	2.44	.911

GOALTENDERS	GP	MP	SO	GA	SA	SV	GAA	SV%
Corey Schneider (0-1-0)	1	58	0	2	25	23	2.06	.920
Scott Clemmensen (0-0-1)	1	65	0	4	37	33	3.69	.892

	POWER PLAY			PENALTY KILLING		
	PPG	ADV	%	PK	ADV	%
FLAMES	2	8	25.0	4	5	80.0
Devils	1	5	20.0	6	8	75.0



FLAMES VS NEW YORK ISLANDERS

ALL-TIME: 44-45-20-0-1

SINCE CALGARY: 32-23-8-0-1

LAST WIN: March 7, 2014 Flames 4 vs. Islanders 3

DATE	TEAMS		ATTENDANCE		WINNING GOAL	GOALTENDERS
Jan. 2, 2015	Islanders	2 AT FLAMES	1	19,289	John Tavares	Hiller vs Halak
Feb. 27, 2015	FLAMES	1 AT Islanders	2	16,170	Cal Clutterbuck	Ramo vs Halak

HEAD TO HEAD	GP	W	L	OTL	SOL	PTS	GF	GA	PPG	SHG	PIM
FLAMES	2	0	2	0	0	0	2	4	0	0	12
Islanders	2	2	0	0	0	4	4	2	2	0	12

GOALS AND SHOTS BY PERIODS	1st	2nd	3rd	OT	TOTAL	PCT
FLAMES	0 - 14	0 - 17	2 - 19	0 - 0	2 - 50	4.0
Islanders	2 - 24	0 - 17	2 - 22	0 - 0	4 - 63	6.3

FLAMES	GP	G	A	P	+/-	PIM	PP	SH	EN
Johnny Gaudreau	2	1	0	1	-1	2	0	0	0
Josh Jooris	2	1	0	1	2	0	0	0	0
Joe Colborne	2	0	1	1	1	0	0	0	0
Jiri Hudler	2	0	1	1	0	0	0	0	0
Kris Russell	2	0	1	1	2	0	0	0	0
Mikael Backlund	1	0	1	1	1	0	0	0	0
Lance Bouma	2	0	0	0	1	2	0	0	0
T.J. Brodie	2	0	0	0	0	2	0	0	0
Raphael Diaz	2	0	0	0	-1	0	0	0	0
Deryk Engelland	2	0	0	0	-1	2	0	0	0
Curtis Glencross	2	0	0	0	-1	0	0	0	0
Markus Granlund	2	0	0	0	0	0	0	0	0
David Jones	2	0	0	0	-1	0	0	0	0
Sean Monahan	2	0	0	0	-1	2	0	0	0
Dennis Wideman	2	0	0	0	0	0	0	0	0
Brandon Bollig	1	0	0	0	1	0	0	0	0
Paul Byron	1	0	0	0	0	0	0	0	0
Micheal Ferland	1	0	0	0	0	0	0	0	0
Mark Giordano	1	0	0	0	0	0	0	0	0
Emile Poirier	1	0	0	0	0	0	0	0	0
Corey Potter	1	0	0	0	0	0	0	0	0
Matt Stajan	1	0	0	0	-1	2	0	0	0

ISLANDERS	GP	G	A	P	+/-	PIM	PP	SH	EN
John Tavares	2	2	1	3	1	4	1	0	0
Ryan Strome	2	1	1	2	0	4	1	0	0
Kyle Okposo	1	0	2	2	1	0	0	0	0
Cal Clutterbuck	2	1	0	1	1	0	0	0	1
Calvin de Haan	2	0	1	1	1	0	0	0	0
Travis Hamonic	2	0	1	1	1	0	0	0	0
Thomas Hickey	2	0	1	1	0	0	0	0	0
Nikolay Kulemin	2	0	1	1	0	0	0	0	0
Josh Bailey	2	0	0	0	1	0	0	0	0
Johnny Boychuk	2	0	0	0	-1	0	0	0	0
Nick Leddy	2	0	0	0	-1	0	0	0	0
Anders Lee	2	0	0	0	0	0	0	0	0
Matt Martin	2	0	0	0	-1	0	0	0	0
Brock Nelson	2	0	0	0	-1	0	0	0	0
Frans Nielsen	2	0	0	0	1	2	0	0	0
Lubomir Visnovsky	2	0	0	0	0	2	0	0	0
Casey Cizikas	1	0	0	0	0	0	0	0	0
Michael Grabner	1	0	0	0	0	0	0	0	0
Mikhail Grabovski	1	0	0	0	-1	0	0	0	0
Colin McDonald	1	0	0	0	-1	0	0	0	0
Kael Moullierat	1	0	0	0	-1	0	0	0	0

GOALTENDERS	GP	MP	SO	GA	SA	SV	GAA	SV%
Karri Ramo (0-1-0)	1	58	0	1	38	37	1.03	.974
Jonas Hiller (0-1-0)	1	58	0	2	24	22	2.06	.917

GOALTENDERS	GP	MP	SO	GA	SA	SV	GAA	SV%
Jaroslav Halak (2-0-0)	2	120	0	2	50	48	1.00	.960

	POWER PLAY			PENALTY KILLING		
	PPG	ADV	%	PK	ADV	%
FLAMES	0	5	0.0	3	5	60.0
Islanders	2	5	40.0	5	5	100.0



FLAMES VS NEW YORK RANGERS

ALL-TIME: 54-37-15-4-1

SINCE CALGARY: 29-22-9-4-1

LAST WIN: March 28, 2014 Flames 4 vs. Rangers 3

DATE	TEAMS	ATTENDANCE	WINNING GOAL	GOALTENDERS
Dec. 16, 2014	Rangers 5 AT FLAMES 2	18,352	Rick Nash	Ramo, Hiller vs Lundqvist
Feb. 24, 2015	FLAMES 0 AT Rangers 1	18,006	Kevin Hayes	Ramo vs Talbot

HEAD TO HEAD	GP	W	L	OTL	SOL	PTS	GF	GA	PPG	SHG	PIM
FLAMES	2	0	2	0	0	0	2	6	1	0	20
Rangers	2	2	0	0	0	4	6	2	1	1	16

GOALS AND SHOTS BY PERIODS	1st	2nd	3rd	OT	TOTAL	PCT
FLAMES	0 - 15	1 - 24	1 - 13	0 - 0	2 - 52	3.8
Rangers	2 - 17	2 - 18	2 - 17	0 - 0	6 - 52	11.5

FLAMES	GP	G	A	P	+/-	PIM	PP	SH	EN
Curtis Glencross	2	1	0	1	-1	2	1	0	0
Jiri Hudler	2	1	0	1	-2	2	0	0	0
Mark Giordano	2	0	1	1	-1	0	0	0	0
Sean Monahan	2	0	1	1	-2	2	0	0	0
Dennis Wideman	2	0	1	1	-3	0	0	0	0
Matt Stajan	1	0	1	1	1	0	0	0	0
Lance Bouma	2	0	0	0	-1	5	0	0	0
T.J. Brodie	2	0	0	0	-1	0	0	0	0
Joe Colborne	2	0	0	0	-2	0	0	0	0
Raphael Diaz	2	0	0	0	0	2	0	0	0
Deryk Engelland	2	0	0	0	0	0	0	0	0
Johnny Gaudreau	2	0	0	0	-3	0	0	0	0
Markus Granlund	2	0	0	0	-1	0	0	0	0
David Jones	2	0	0	0	-1	2	0	0	0
Josh Jooris	2	0	0	0	-1	0	0	0	0
Kris Russell	2	0	0	0	-3	0	0	0	0
Mikael Backlund	1	0	0	0	0	0	0	0	0
Paul Byron	1	0	0	0	-1	0	0	0	0
Micheal Ferland	1	0	0	0	0	5	0	0	0
Emile Poirier	1	0	0	0	0	0	0	0	0
Mason Raymond	1	0	0	0	1	0	0	0	0

RANGERS	GP	G	A	P	+/-	PIM	PP	SH	EN
Rick Nash	1	2	0	2	1	0	0	1	0
Kevin Hayes	2	1	1	2	2	0	0	0	0
Derek Stepan	2	1	1	2	2	0	0	0	0
Carl Hagelin	2	1	0	1	1	2	0	0	1
Chris Kreider	2	1	0	1	1	0	1	0	0
Dan Girardi	2	0	1	1	2	0	0	0	0
Martin St. Louis	2	0	1	1	1	0	0	0	0
Lee Stempniak	2	0	1	1	1	2	0	0	0
Derick Brassard	1	0	1	1	1	0	0	0	0
Dan Boyle	2	0	0	0	0	0	0	0	0
Tanner Glass	2	0	0	0	0	5	0	0	0
Matt Hunwick	2	0	0	0	1	0	0	0	0
Kevin Klein	2	0	0	0	2	0	0	0	0
Ryan McDonagh	2	0	0	0	2	0	0	0	0
J.T. Miller	2	0	0	0	0	5	0	0	0
Dominic Moore	2	0	0	0	0	0	0	0	0
Marc Staal	2	0	0	0	1	2	0	0	0
Mats Zuccarello	2	0	0	0	1	0	0	0	0
Jesper Fast	1	0	0	0	0	0	0	0	0
Oscar Lindberg	1	0	0	0	0	0	0	0	0

GOALTENDERS	GP	MP	SO	GA	SA	SV	GAA	SV%
Jonas Hiller (0-0-0)	1	28	0	0	9	9	0.00	1.000
Karri Ramo (0-2-0)	2	89	0	5	42	37	3.37	.881

GOALTENDERS	GP	MP	SO	GA	SA	SV	GAA	SV%
Cam Talbot (1-0-0)	1	60	1	0	21	21	0.00	1.000
Henrik Lundqvist (1-0-0)	1	60	0	2	31	29	2.00	.935

	POWER PLAY			PENALTY KILLING		
	PPG	ADV	%	PK	ADV	%
FLAMES	1	4	25.0	4	5	80.0
Rangers	1	5	20.0	3	4	75.0



FLAMES VS OTTAWA SENATORS

ALL-TIME: 17-12-4-1-1

SINCE CALGARY: 17-12-4-1-1

LAST WIN: November 15, 2014 Flames 4 vs. Senators 2

DATE	TEAMS	ATTENDANCE	WINNING GOAL	GOALTENDERS
Nov. 15, 2014	Senators 2 AT FLAMES 4	19,289	Josh Jooris	Ramo vs Anderson
Mar. 8, 2015 **	FLAMES 4 AT Senators 5	16,840	Erik Karlsson	Ramo, Hiller vs Anderson

** Shootout

HEAD TO HEAD	GP	W	L	OTL	SOL	PTS	GF	GA	PPG	SHG	PIM
FLAMES	2	1	1	0	0	2	8	7	2	0	26
Senators	2	1	1	0	1	3	7	8	0	0	18

GOALS AND SHOTS BY PERIODS	1st	2nd	3rd	OT	TOTAL	PCT
FLAMES	0 - 19	1 - 20	7 - 31	0 - 1	8 - 71	11.2
Senators	3 - 20	2 - 24	1 - 21	0 - 2	6 - 67	8.9

FLAMES	GP	G	A	P	+/-	PIM	PP	SH	EN
Kris Russell	2	2	0	2	3	0	1	0	0
Lance Bouma	2	1	1	2	3	2	0	0	0
Josh Jooris	2	1	1	2	-2	0	1	0	0
Markus Granlund	1	1	1	2	1	0	0	0	0
Jiri Hudler	2	0	2	2	-1	0	0	0	0
Mikael Backlund	1	1	0	1	1	0	0	0	0
Paul Byron	1	1	0	1	0	2	0	0	0
Joe Colborne	1	1	0	1	2	2	0	0	0
Deryk Engelland	2	0	1	1	-2	0	0	0	0
Johnny Gaudreau	2	0	1	1	0	2	0	0	0
Sean Monahan	2	0	1	1	1	0	0	0	0
Sven Baertschi	1	0	1	1	1	2	0	0	0
Mark Giordano	1	0	1	1	1	0	0	0	0
Curtis Glencross	1	0	1	1	0	0	0	0	0
Mason Raymond	1	0	1	1	-2	0	0	0	0
Matt Stajnar	1	0	1	1	0	0	0	0	0
Brandon Bollig	2	0	0	0	-1	14	0	0	0
TJ Brodie	2	0	0	0	-2	0	0	0	0
David Jones	2	0	0	0	-1	0	0	0	0
Dennis Wideman	2	0	0	0	3	2	0	0	0
Raphael Diaz	1	0	0	0	-1	0	0	0	0
Max Reinhart	1	0	0	0	0	0	0	0	0
David Schlemko	1	0	0	0	-1	0	0	0	0
Drew Shore	1	0	0	0	-2	0	0	0	0
Ladislav Smid	1	0	0	0	-1	0	0	0	0

SENATORS	GP	G	A	P	+/-	PIM	PP	SH	EN
Milan Michalek	2	1	1	2	-1	0	0	0	0
Eric Gryba	2	0	2	2	2	0	0	0	0
Mark Borowiecki	2	1	0	1	1	10	0	0	0
Alex Chiasson	2	1	0	1	1	2	0	0	0
Mike Hoffman	2	1	0	1	0	0	0	0	0
Bobby Ryan	2	1	0	1	-1	0	0	0	0
Clarke MacArthur	1	1	0	1	0	2	0	0	0
Cody Ceci	2	0	1	1	-2	0	0	0	0
Erik Karlsson	2	0	1	1	1	0	0	0	0
David Legwand	2	0	1	1	1	0	0	0	0
Mark Stone	2	0	1	1	0	0	0	0	0
Kyle Turris	2	0	1	1	0	2	0	0	0
Mika Zibanejad	2	0	1	1	0	0	0	0	0
Erik Condra	1	0	1	1	0	0	0	0	0
Curtis Lazar	2	0	0	0	-1	0	0	0	0
Jared Cowen	1	0	0	0	-2	0	0	0	0
Marc Methot	1	0	0	0	-2	0	0	0	0
Chris Neil	1	0	0	0	0	0	0	0	0
Jean-Gabriel Pageau	1	0	0	0	0	0	0	0	0
Chris Phillips	1	0	0	0	2	0	0	0	0
Matt Puempel	1	0	0	0	1	2	0	0	0
Zack Smith	1	0	0	0	0	0	0	0	0
Patrick Wiercioch	1	0	0	0	0	0	0	0	0

GOALTENDERS	GP	MP	SO	GA	SA	SV	GAA	SV %
Karri Ramo (1-0-0)	2	86	0	6	48	42	4.17	.875
Jonas Hiller (0-0-1)	1	38	0	0	19	19	0.00	1.000

GOALTENDERS	GP	MP	SO	GA	SA	SV	GAA	SV %
Craig Anderson (1-1-0)	2	123	0	8	71	63	3.89	.887

	POWER PLAY			PENALTY KILLING		
	PPG	ADV	%	PK	ADV	%
FLAMES	2	4	50.0	8	8	100.0
Senators	0	8	0.0	2	4	50.0



FLAMES VS PHILADELPHIA FLYERS

ALL-TIME: 44-55-12-0-2

SINCE CALGARY: 29-31-4-0-2

LAST WIN: March 19, 2015 Flames 4 vs. Flyers 1

DATE	TEAMS	ATTENDANCE	WINNING GOAL	GOALTENDERS
Mar. 3, 2015 *	FLAMES 3 AT Flyers 2	19,513	Jiri Hudler	Ramo vs Mason
Mar. 19, 2015	Flyers 1 AT FLAMES 4	19,289	T.J. Brodie	Ramo vs Emery, Mason

* Overtime

HEAD TO HEAD	GP	W	L	OTL	SOL	PTS	GF	GA	PPG	SHG	PIM
FLAMES	2	2	0	0	0	4	7	3	2	0	10
Flyers	2	0	2	1	0	1	3	7	0	0	12

GOALS AND SHOTS BY PERIODS	1st	2nd	3rd	OT	TOTAL	PCT
FLAMES	0 - 21	3 - 15	2 - 14	1 - 2	7 - 52	13.4
Flyers	0 - 16	1 - 24	2 - 24	0 - 0	3 - 64	4.6

FLAMES	GP	G	A	P	+/-	PIM	PP	SH	EN
Johnny Gaudreau	2	1	3	4	3	0	1	0	0
Jiri Hudler	2	1	3	4	3	0	0	0	0
Sean Monahan	2	2	0	2	1	0	1	0	0
T.J. Brodie	2	1	1	2	1	0	0	0	0
Kris Russell	2	0	2	2	1	2	0	0	0
Mikael Backlund	2	1	0	1	0	0	0	0	0
Dennis Wideman	2	1	0	1	2	0	0	0	0
Lance Bouma	2	0	1	1	1	0	0	0	0
Deryk Engelland	2	0	1	1	1	0	0	0	0
Mason Raymond	2	0	1	1	0	2	0	0	0
Emile Poirier	1	0	1	1	1	0	0	0	0
Joe Colborne	2	0	0	0	-1	2	0	0	0
Raphael Diaz	2	0	0	0	0	0	0	0	0
Micheal Ferland	2	0	0	0	-1	0	0	0	0
David Jones	2	0	0	0	-1	0	0	0	0
Brandon Bollig	1	0	0	0	0	2	0	0	0
Markus Granlund	1	0	0	0	0	0	0	0	0
Josh Jooris	1	0	0	0	-1	0	0	0	0
Corey Potter	1	0	0	0	-1	0	0	0	0
David Schlemko	1	0	0	0	0	2	0	0	0
Drew Shore	1	0	0	0	0	0	0	0	0
Matt Stajan	1	0	0	0	-1	0	0	0	0

FLYERS	GP	G	A	P	+/-	PIM	PP	SH	EN
Claude Giroux	2	1	1	2	0	0	0	0	0
Sean Couturier	2	1	0	1	1	0	0	0	0
Mark Streit	2	1	0	1	-1	0	0	0	0
Michael Raffl	2	0	1	1	-1	2	0	0	0
Jakub Voracek	2	0	1	1	1	0	0	0	0
Ryan White	2	0	1	1	1	2	0	0	0
Nicklas Grossmann	1	0	1	1	0	2	0	0	0
Pierre-Edouard Bellemare	2	0	0	0	-1	0	0	0	0
Carlo Colaiacovo	2	0	0	0	-1	0	0	0	0
Michael Del Zotto	2	0	0	0	-1	2	0	0	0
Andrew MacDonald	2	0	0	0	0	0	0	0	0
Brayden Schenn	2	0	0	0	-1	0	0	0	0
Luke Schenn	2	0	0	0	-1	0	0	0	0
Nick Schultz	2	0	0	0	0	0	0	0	0
Wayne Simmonds	2	0	0	0	-1	0	0	0	0
Chris VandeVelde	2	0	0	0	-1	2	0	0	0
Nick Cousins	1	0	0	0	-1	0	0	0	0
Vincent Lecavalier	1	0	0	0	-1	0	0	0	0
Matt Read	1	0	0	0	0	0	0	0	0
Zac Rinaldo	1	0	0	0	0	2	0	0	0
R.J. Umberger	1	0	0	0	0	0	0	0	0

GOALTENDERS	GP	MP	SO	GA	SA	SV	GAA	SV%
Karri Ramo (2-0-0)	2	121	0	3	64	61	1.48	.953

GOALTENDERS	GP	MP	SO	GA	SA	SV	GAA	SV%
Steve Mason (0-1-1)	2	99	0	5	42	37	3.02	.881
Ray Emery (0-0-0)	1	22	0	2	10	8	5.44	.800

	POWER PLAY			PENALTY KILLING		
	PPG	ADV	%	PK	ADV	%
FLAMES	2	6	33.3	4	4	100.0
Flyers	0	4	0.0	4	6	66.7



FLAMES VS PITTSBURGH PENGUINS

ALL-TIME: 38-43-18-0-1

SINCE CALGARY: 24-30-10-0-1

LAST WIN: December 3, 2005 Flames 3 vs. Penguins 2

DATE	TEAMS	ATTENDANCE	WINNING GOAL	GOALTENDERS
Dec. 12, 2014	FLAMES 1 AT Penguins 3	18,471	Kris Letang	Hiller vs Fleury
Feb. 6, 2015	Penguins 4 AT FLAMES 0	19,289	David Perron	Ramo, Hiller vs Fleury

HEAD TO HEAD	GP	W	L	OTL	SOL	PTS	GF	GA	PPG	SHG	PIM
FLAMES	2	0	2	0	0	0	1	7	0	0	20
Penguins	2	2	0	0	0	4	7	1	0	0	24

GOALS AND SHOTS BY PERIODS	1st	2nd	3rd	OT	TOTAL	PCT
FLAMES	1 - 15	0 - 13	0 - 20	0 - 0	1 - 48	2.0
Penguins	4 - 19	1 - 23	2 - 10	0 - 0	7 - 52	13.4

FLAMES	GP	G	A	P	+/-	PIM	PP	SH	EN
Johnny Gaudreau	2	1	0	1	-2	0	0	0	0
Jiri Hudler	2	0	1	1	-1	0	0	0	0
Markus Granlund	1	0	1	1	0	0	0	0	0
Brandon Bollig	2	0	0	0	-1	4	0	0	0
TJ Brodie	2	0	0	0	-3	6	0	0	0
Paul Byron	2	0	0	0	-3	0	0	0	0
Joe Colborne	2	0	0	0	-3	0	0	0	0
Deryk Engelland	2	0	0	0	0	0	0	0	0
Mark Giordano	2	0	0	0	-3	0	0	0	0
David Jones	2	0	0	0	4	0	0	0	0
Josh Jooris	2	0	0	0	-2	0	0	0	0
Sean Monahan	2	0	0	0	-3	0	0	0	0
Mason Raymond	2	0	0	0	-1	0	0	0	0
Kris Russell	2	0	0	0	-3	0	0	0	0
Matt Stajan	2	0	0	0	0	0	0	0	0
Dennis Wideman	2	0	0	0	-3	2	0	0	0
Mikael Backlund	1	0	0	0	-1	0	0	0	0
Lance Bouma	1	0	0	0	0	0	0	0	0
Raphael Diaz	1	0	0	0	2	0	0	0	0
Curtis Glencross	1	0	0	0	-1	2	0	0	0
Ladislav Smid	1	0	0	0	0	0	0	0	0

PENGUINS	GP	G	A	P	+/-	PIM	PP	SH	EN
Sidney Crosby	1	2	1	3	3	0	0	0	0
Chris Kunitz	1	0	3	3	3	0	0	0	0
Kris Letang	2	1	1	2	2	0	0	0	0
David Perron	1	1	1	2	3	2	0	0	0
Simon Despres	2	0	2	2	3	0	0	0	0
Evgeni Malkin	2	0	2	2	1	2	0	0	0
Brandon Sutter	2	1	0	1	1	0	0	0	0
Blake Comeau	1	1	0	1	0	0	0	0	0
Rob Klankhammer	1	1	0	1	1	0	0	0	0
Robert Bortuzzo	2	0	1	1	2	4	0	0	0
Steve Downie	2	0	1	1	2	4	0	0	0
Rob Scuderi	2	0	1	1	2	0	0	0	0
Nick Spaling	2	0	1	1	2	0	0	0	0
Craig Adams	2	0	0	0	0	0	0	0	0
Patric Hornqvist	2	0	0	0	0	2	0	0	0
Paul Martin	2	0	0	0	1	0	0	0	0
Zach Sill	2	0	0	0	0	0	0	0	0
Mark Arcobello	1	0	0	0	0	0	0	0	0
Andrew Ebbett	1	0	0	0	1	0	0	0	0
Christian Ehrhoff	1	0	0	0	1	0	0	0	0
Marcel Goc	1	0	0	0	0	0	0	0	0
Maxim Lapierre	1	0	0	0	0	0	0	0	0
Jayson Megna	1	0	0	0	0	8	0	0	0
Derrick Pouliot	1	0	0	0	1	0	0	0	0

GOALTENDERS	GP	MP	SO	GA	SA	SV	GAA	SV%
Karri Ramo (0-0-0)	1	15	0	0	6	6	0.00	1.000
Jonas Hiller (0-2-0)	2	103	0	7	46	39	4.09	.848

GOALTENDERS	GP	MP	SO	GA	SA	SV	GAA	SV%
Marc-Andre Fleury (2-0-0)	2	120	1	1	48	47	0.50	.979

	PPG	ADV	%	PK	ADV	%
FLAMES	0	9	0.0	8	8	100.0
Penguins	0	8	0.0	9	9	100.0



FLAMES VS SAN JOSE SHARKS

ALL-TIME: 56-39-8-1-3

SINCE CALGARY: 56-39-8-1-3

LAST WIN: February 9, 2015 Flames 4 vs. Sharks 1

DATE	TEAMS	ATTENDANCE	WINNING GOAL	GOALTENDERS
Nov. 26, 2014	FLAMES 2 AT Sharks 0	17,353	Jiri Hudler	Ramo vs Niemi
Dec. 6, 2014	Sharks 3 AT FLAMES 2	18,818	Patrick Marleau	Ramo vs Niemi
Jan. 17, 2015 *	FLAMES 4 AT Sharks 3	17,562	Sean Monahan	Ortio vs Niemi
Feb. 4, 2015	Sharks 1 AT FLAMES 3	18,781	Jiri Hudler	Hiller vs Stalock
Feb. 9, 2015	FLAMES 4 AT Sharks 1	17,010	Lance Bouma	Hiller vs Niemi

* Overtime

HEAD TO HEAD	GP	W	L	OTL	SOL	PTS	GF	GA	PPG	SHG	PIM
FLAMES	5	4	1	0	0	8	15	8	3	1	30
Sharks	5	1	4	1	0	3	8	15	1	0	32

GOALS AND SHOTS BY PERIODS	1st	2nd	3rd	OT	TOTAL	PCT
FLAMES	4 - 50	7 - 41	3 - 34	1 - 2	15 - 127	11.8
Sharks	0 - 40	6 - 53	2 - 54	0 - 0	8 - 147	5.4

FLAMES	GP	G	A	P	+/-	PIM	PP	SH	EN
Jiri Hudler	5	5	1	6	0	2	3	0	1
Mark Giordano	5	1	3	4	4	10	0	0	0
T.J. Brodie	5	0	4	4	5	4	0	0	0
Mason Raymond	3	2	1	3	3	0	0	0	0
Johnny Gaudreau	5	1	2	3	1	0	0	0	0
David Jones	5	1	2	3	1	2	0	0	1
Sean Monahan	5	1	2	3	2	0	0	0	0
Joe Colborne	3	1	2	3	4	0	0	1	0
Lance Bouma	5	1	1	2	-1	0	0	0	0
Kris Russell	5	1	1	2	2	0	0	0	0
Dennis Wideman	5	1	1	2	1	0	0	0	0
Paul Byron	4	0	2	2	1	0	0	0	0
Matt Stajan	4	0	2	2	0	2	0	0	0
Josh Jooris	4	0	1	1	1	0	0	0	0
Mikael Backlund	3	0	1	1	0	2	0	0	0
Curtis Glencross	3	0	1	1	1	2	0	0	0
Raphael Diaz	4	0	0	0	-1	0	0	0	0
Brandon Bollig	3	0	0	0	-1	2	0	0	0
Deryk Engelland	3	0	0	0	-1	2	0	0	0
Markus Granlund	3	0	0	0	1	0	0	0	0
Ladislav Smid	3	0	0	0	0	0	0	0	0
Micheal Ferland	2	0	0	0	0	0	0	0	0
Sven Baertschi	1	0	0	0	0	0	0	0	0
Brian McGrattan	1	0	0	0	-1	0	0	0	0
David Wolf	1	0	0	0	0	2	0	0	0

SHARKS	GP	G	A	P	+/-	PIM	PP	SH	EN
Logan Couture	5	2	2	4	2	0	0	0	0
Justin Braun	3	1	3	4	1	4	0	0	0
Patrick Marleau	5	1	2	3	-1	0	0	0	0
Joe Pavelski	5	0	3	3	-3	4	0	0	0
John Scott	2	1	1	2	2	2	0	0	0
Tommy Wingels	4	0	2	2	0	2	0	0	0
Brent Burns	5	1	0	1	-2	8	0	0	0
Joe Thornton	5	1	0	1	-4	0	1	0	0
Melker Karlsson	3	1	0	1	-1	0	0	0	0
Tyler Kennedy	5	0	1	1	-1	2	0	0	0
Scott Hannan	4	0	1	1	2	0	0	0	0
Brenden Dillon	5	0	0	0	-5	4	0	0	0
Tomas Hertl	5	0	0	0	-4	2	0	0	0
James Sheppard	5	0	0	0	-2	0	0	0	0
Barclay Goodrow	4	0	0	0	-2	0	0	0	0
Matt Nieto	4	0	0	0	-2	0	0	0	0
Matt Tennyson	4	0	0	0	0	4	0	0	0
Marc-Edouard Vlasic	4	0	0	0	-2	0	0	0	0
Andrew Desjardins	3	0	0	0	-1	0	0	0	0
Matt Irwin	3	0	0	0	0	0	0	0	0
Tye McGinn	2	0	0	0	0	0	0	0	0
Mirco Mueller	2	0	0	0	-2	0	0	0	0
Chris Tierney	2	0	0	0	0	0	0	0	0
Mike Brown	1	0	0	0	1	0	0	0	0

GOALTENDERS	GP	MP	SO	GA	SA	SV	GAA	SV%
Jonas Hiller (2-0-0)	2	119	0	2	63	61	1.01	.968
Karri Ramo (1-1-0)	2	118	1	3	62	59	1.53	.952
Joni Ortio (1-0-0)	1	60	0	3	22	19	2.98	.864

GOALTENDERS	GP	MP	SO	GA	SA	SV	GAA	SV%
Antti Niemi (1-2-1)	4	240	0	10	102	92	2.50	.902
Alex Stalock (0-1-0)	1	58	0	3	23	20	3.12	.870

	POWER PLAY			PENALTY KILLING		
	PPG	ADV	%	PK	ADV	%
FLAMES	3	12	25.0	12	13	92.3
Sharks	1	13	7.7	9	12	75.0



FLAMES VS ST. LOUIS BLUES

ALL-TIME: 74-71-14-2-2

SINCE CALGARY: 55-56-8-2-2

LAST WIN: December 23, 2013 Flames 4 vs. Blues 3

DATE	TEAMS	ATTENDANCE	WINNING GOAL	GOALTENDERS
Oct. 11, 2014	FLAMES 1 AT Blues 4	17,120	David Backes	Hiller vs Elliott
Mar. 17, 2015	Blues 4 AT FLAMES 0	19,289	Alexander Steen	Hiller vs Elliott
Apr. 2, 2015	FLAMES 1 AT Blues 4	19,308	Paul Stastny	Hiller vs Allen

HEAD TO HEAD	GP	W	L	OTL	SOL	PTS	GF	GA	PPG	SHG	PIM
FLAMES	3	0	3	0	0	0	2	12	1	0	48
Blues	3	3	0	0	0	6	12	2	3	0	49

GOALS AND SHOTS BY PERIODS	1st	2nd	3rd	OT	TOTAL	PCT
FLAMES	0 - 20	1 - 22	1 - 25	0 - 0	2 - 67	2.9
Blues	3 - 31	4 - 47	5 - 30	0 - 0	12 - 108	11.1

FLAMES	GP	G	A	P	+/-	PIM	PP	SH	EN
Sean Monahan	3	1	0	1	-3	0	0	0	0
Curtis Glencross	1	1	0	1	0	0	1	0	0
T.J. Brodie	3	0	1	1	-5	0	0	0	0
Johnny Gaudreau	3	0	1	1	-3	0	0	0	0
Jiri Hudler	2	0	1	1	-1	0	0	0	0
Mark Giordano	1	0	1	1	0	2	0	0	0
Mikael Backlund	3	0	0	0	-4	4	0	0	0
Brandon Bollig	3	0	0	0	0	25	0	0	0
Lance Bouma	3	0	0	0	-5	0	0	0	0
Joe Colborne	3	0	0	0	-1	2	0	0	0
Deryk Engelland	3	0	0	0	-3	9	0	0	0
Mason Raymond	3	0	0	0	0	0	0	0	0
Kris Russell	3	0	0	0	-5	0	0	0	0
Matt Stajan	3	0	0	0	0	2	0	0	0
Dennis Wideman	3	0	0	0	-3	0	0	0	0
Raphael Diaz	2	0	0	0	0	0	0	0	0
David Jones	2	0	0	0	-4	0	0	0	0
David Schlemko	2	0	0	0	0	0	0	0	0
Paul Byron	1	0	0	0	-1	0	0	0	0
Micheal Ferland	1	0	0	0	0	0	0	0	0
Markus Granlund	1	0	0	0	0	0	0	0	0
Josh Jooris	1	0	0	0	-1	0	0	0	0
Brian McGrattan	1	0	0	0	0	2	0	0	0
Devin Setoguchi	1	0	0	0	-2	0	0	0	0
Drew Shore	1	0	0	0	-1	0	0	0	0
Ladislav Smid	1	0	0	0	0	2	0	0	0

BLUES	GP	G	A	P	+/-	PIM	PP	SH	EN
David Backes	3	2	3	5	3	4	1	0	1
Paul Stastny	3	1	4	5	2	6	1	0	0
Jaden Schwartz	3	1	3	4	3	0	0	0	0
Jori Lehtera	3	2	1	3	4	0	0	0	0
Alexander Steen	2	2	1	3	4	0	0	0	0
T.J. Oshie	3	0	3	3	4	2	0	0	0
Kevin Shattenkirk	2	0	3	3	3	4	0	0	0
Patrick Berglund	2	1	1	2	2	2	0	0	1
Vladimir Tarasenko	2	1	1	2	2	0	0	0	0
Alex Pietrangelo	3	1	0	1	3	0	1	0	0
Joakim Lindstrom	1	1	0	1	1	0	0	0	0
Jay Bouwmeester	3	0	0	0	4	0	0	0	0
Steve Ott	3	0	0	0	-1	0	0	0	0
Ryan Reaves	3	0	0	0	-1	7	0	0	0
Robert Bortuzzo	2	0	0	0	1	17	0	0	0
Barret Jackman	2	0	0	0	0	5	0	0	0
Dmitrij Jaskin	2	0	0	0	1	0	0	0	0
Zbynek Michalek	2	0	0	0	3	0	0	0	0
Chris Porter	2	0	0	0	0	2	0	0	0
Ian Cole	1	0	0	0	0	2	0	0	0
Marcel Goc	1	0	0	0	0	0	0	0	0
Carl Gunnarsson	1	0	0	0	1	0	0	0	0
Olli Jokinen	1	0	0	0	0	0	0	0	0
Maxim Lapierre	1	0	0	0	0	0	0	0	0
Jordan Leopold	1	0	0	0	0	0	0	0	0
Petteri Lindbohm	1	0	0	0	1	0	0	0	0
Ty Rattie	1	0	0	0	0	0	0	0	0

GOALTENDERS	GP	MP	SO	GA	SA	SV	GAA	SV%
Jonas Hiller (0-3-0)	3	177	0	10	106	96	3.40	.906

GOALTENDERS	GP	MP	SO	GA	SA	SV	GAA	SV%
Brian Elliott (2-0-0)	2	120	1	1	49	48	0.50	.980
Jake Allen (1-0-0)	1	60	0	1	18	17	1.00	.944

	POWER PLAY			PENALTY KILLING		
	PPG	ADV	%	PK	ADV	%
FLAMES	1	10	10.0	6	9	66.7
Blues	3	9	33.3	9	10	90.0



FLAMES VS TAMPA BAY LIGHTNING

ALL-TIME: 13-12-1-4-0

SINCE CALGARY: 13-12-1-4-0

LAST WIN: April 3, 2014 Flames 4 vs. Lightning 1

DATE	TEAMS	ATTENDANCE	WINNING GOAL	GOALTENDERS
Oct. 21, 2014 *	Lightning 2 AT FLAMES 1	19,289	Ondrej Palat	Ramo vs Nabokov
Nov. 6, 2014	FLAMES 2 AT Lightning 5	18,276	Brian Boyle	Hiller vs Bishop

* Overtime

HEAD TO HEAD	GP	W	L	OTL	SOL	PTS	GF	GA	PPG	SHG	PIM
FLAMES	2	0	2	1	0	1	3	7	2	0	11
Lightning	2	2	0	0	0	4	7	3	0	1	21

GOALS AND SHOTS BY PERIODS	1st	2nd	3rd	OT	TOTAL	PCT
FLAMES	1 - 20	1 - 17	1 - 15	0 - 1	3 - 53	5.6
Lightning	1 - 14	2 - 20	3 - 18	1 - 3	7 - 55	12.7

FLAMES	GP	G	A	P	+/-	PIM	PP	SH	EN
Johnny Gaudreau	2	0	2	2	-1	0	0	0	0
Mark Giordano	2	0	2	2	-2	5	0	0	0
Jiri Hudler	2	1	0	1	-1	0	0	0	0
Sean Monahan	2	1	0	1	-2	0	1	0	0
Dennis Wideman	2	1	0	1	-3	0	1	0	0
T.J. Brodie	2	0	1	1	-2	2	0	0	0
Kris Russell	2	0	1	1	-3	0	0	0	0
Brandon Bollig	2	0	0	0	-1	0	0	0	0
Lance Bouma	2	0	0	0	-2	0	0	0	0
Paul Byron	2	0	0	0	-1	0	0	0	0
Deryk Engelland	2	0	0	0	-1	0	0	0	0
Curtis Glencross	2	0	0	0	-3	2	0	0	0
Josh Jooris	2	0	0	0	-4	0	0	0	0
Mikael Backlund	1	0	0	0	0	0	0	0	0
Sven Baertschi	1	0	0	0	0	0	0	0	0
Joe Colborne	1	0	0	0	-2	0	0	0	0
Raphael Diaz	1	0	0	0	-1	0	0	0	0
Markus Grantlund	1	0	0	0	0	2	0	0	0
David Jones	1	0	0	0	-1	0	0	0	0
Mason Raymond	1	0	0	0	0	0	0	0	0
Devin Setoguchi	1	0	0	0	0	0	0	0	0
Ladislav Smid	1	0	0	0	0	0	0	0	0
Matt Stajan	1	0	0	0	0	0	0	0	0

LIGHTNING	GP	G	A	P	+/-	PIM	PP	SH	EN
Valtteri Filppula	2	2	0	2	1	2	0	0	1
Cedric Paquette	1	2	0	2	2	0	0	0	0
Tyler Johnson	2	1	1	2	3	2	0	0	0
Ondrej Palat	2	1	1	2	2	0	0	0	0
Jonathan Drouin	2	0	2	2	3	2	0	0	0
Jason Garrison	2	0	2	2	2	0	0	0	0
Brian Boyle	2	1	0	1	1	2	0	1	0
Nikita Kucherov	2	0	1	1	2	0	0	0	0
Vladislav Namestnikov	2	0	1	1	3	0	0	0	0
Anton Stralman	2	0	1	1	4	2	0	0	0
Eric Brewer	2	0	0	0	0	4	0	0	0
J.T. Brown	2	0	0	0	0	5	0	0	0
Matthew Carle	2	0	0	0	4	0	0	0	0
Brenden Morrow	2	0	0	0	0	0	0	0	0
Steven Stamkos	2	0	0	0	0	0	0	0	0
Andrej Sustr	2	0	0	0	1	0	0	0	0
Mark Barberio	1	0	0	0	0	0	0	0	0
Mike Blunden	1	0	0	0	0	2	0	0	0
Ryan Callahan	1	0	0	0	-1	0	0	0	0
Brett Connolly	1	0	0	0	0	0	0	0	0
Radko Gudas	1	0	0	0	1	0	0	0	0

GOALTENDERS	GP	MP	SO	GA	SA	SV	GAA	SV%
Karri Ramo (0-0-1)	1	63	0	2	22	20	1.91	.909
Jonas Hiller (0-1-0)	1	59	0	4	32	28	4.07	.875

GOALTENDERS	GP	MP	SO	GA	SA	SV	GAA	SV%
Evgeni Nabokov (1-0-0)	1	63	0	1	22	21	0.95	.955
Ben Bishop (1-0-0)	1	60	0	2	31	29	2.00	.935

	POWER PLAY			PENALTY KILLING		
	PPG	ADV	%	PK	ADV	%
FLAMES	2	6	33.3	1	1	100.0
Lightning	0	1	0.0	4	6	66.7



FLAMES VS TORONTO MAPLE LEAFS

ALL-TIME: 60-55-12-1-0

SINCE CALGARY: 44-37-9-1-0

LAST WIN: March 13, 2015 Flames 6 vs. Maple Leafs 3

DATE	TEAMS	ATTENDANCE	WINNING GOAL	GOALTENDERS
Dec. 9, 2014	FLAMES 1 AT Maple Leafs 4	19,122	James van Riemsdyk	Hiller vs Bernier
Mar. 13, 2015	Maple Leafs 3 AT FLAMES 6	19,289	Sean Monahan	Hiller vs Reimer

HEAD TO HEAD	GP	W	L	OTL	SOL	PTS	GF	GA	PPG	SHG	PIM
FLAMES	2	1	1	0	0	2	7	7	2	2	32
Maple Leafs	2	1	1	0	0	2	7	7	2	0	15

GOALS AND SHOTS BY PERIODS	1st	2nd	3rd	OT	TOTAL	PCT
FLAMES	4 - 27	2 - 10	1 - 24	0 - 0	7 - 61	11.4
Maple Leafs	2 - 14	2 - 28	3 - 15	0 - 0	7 - 57	12.2

FLAMES	GP	G	A	P	+/-	PIM	PP	SH	EN
Sean Monahan	2	2	1	3	2	0	0	1	0
Johnny Gaudreau	2	1	2	3	0	0	0	0	0
Jiri Hudler	2	1	2	3	0	2	1	0	0
T.J. Brodie	2	0	3	3	1	0	0	0	0
Mikael Backlund	1	1	0	1	0	0	0	1	0
Markus Granlund	1	1	0	1	-1	0	1	0	0
Drew Shore	1	1	0	1	0	0	0	0	0
Deryk Engelland	2	0	1	1	1	2	0	0	0
Mason Raymond	2	0	1	1	-1	0	0	0	0
Dennis Wideman	2	0	1	1	1	0	0	0	0
Mark Giordano	1	0	1	1	-1	0	0	0	0
Lance Bouma	2	0	0	0	20	0	0	0	0
Micheal Ferland	2	0	0	0	-2	2	0	0	0
David Jones	2	0	0	0	-1	2	0	0	0
Kris Russell	2	0	0	0	1	0	0	0	0
Matt Stajan	2	0	0	0	0	0	0	0	0
Brandon Bollig	1	0	0	0	0	2	0	0	0
Paul Byron	1	0	0	0	-1	0	0	0	0
Joe Colborne	1	0	0	0	2	2	0	0	0
Raphael Diaz	1	0	0	0	-1	0	0	0	0
Curtis Glencross	1	0	0	0	-1	0	0	0	0
Josh Jooris	1	0	0	0	-1	0	0	0	0
David Schlemko	1	0	0	0	-1	0	0	0	0
Ladislav Smid	1	0	0	0	-1	0	0	0	0

MAPLE LEAFS	GP	G	A	P	+/-	PIM	PP	SH	EN
Dion Phaneuf	2	0	3	3	3	0	0	0	0
David Booth	2	2	0	2	1	0	0	0	0
James van Riemsdyk	2	1	1	2	0	0	1	0	0
Jake Gardiner	2	0	2	2	0	0	0	0	0
Nazem Kadri	1	0	2	2	1	0	0	0	0
Peter Holland	2	1	0	1	0	0	0	0	0
Phil Kessel	2	1	0	1	-2	0	0	0	1
Richard Panik	2	1	0	1	-1	0	1	0	0
Mike Santorelli	1	1	0	1	1	0	0	0	1
Joffrey Lupul	2	0	1	1	-1	0	0	0	0
Morgan Rielly	2	0	1	1	-2	2	0	0	0
Eric Brewer	1	0	1	1	0	0	0	0	0
David Clarkson	1	0	1	1	1	2	0	0	0
Leo Komarov	1	0	1	1	0	0	0	0	0
Tyler Bozak	2	0	0	0	-2	0	0	0	0
Trevor Smith	2	0	0	0	1	0	0	0	0
TJ Brennan	1	0	0	0	-2	2	0	0	0
Cody Franson	1	0	0	0	2	0	0	0	0
Korbinian Holzer	1	0	0	0	1	0	0	0	0
Brandon Kozun	1	0	0	0	0	2	0	0	0
Joakim Lindstrom	1	0	0	0	0	0	0	0	0
Andrew MacWilliam	1	0	0	0	-2	0	0	0	0
Stephane Robidas	1	0	0	0	0	2	0	0	0
Zach Sill	1	0	0	0	0	5	0	0	0
Daniel Winnik	1	0	0	0	1	0	0	0	0

GOALTENDERS	GP	MP	SO	GA	SA	SV	GAA	SV%
Jonas Hiller (1-1-0)	2	119	0	5	55	50	2.52	.909

GOALTENDERS	GP	MP	SO	GA	SA	SV	GAA	SV%
Jonathan Bernier (1-0-0)	1	60	0	1	33	32	1.00	.970
James Reimer (0-1-0)	1	60	0	6	28	22	6.00	.786

	PPG	ADV	%	PK	ADV	%
FLAMES	2	5	40.0	4	6	66.7
Maple Leafs	2	6	33.3	3	5	60.0



FLAMES VS VANCOUVER CANUCKS

ALL-TIME: 125-88-33-10-3

SINCE CALGARY: 107-75-26-10-3

LAST WIN: February 14, 2015 Flames 3 vs. Canucks 2

DATE	TEAMS	ATTENDANCE	WINNING GOAL	GOALTENDERS
Oct. 8, 2014	Canucks 4 AT FLAMES 2	19,289	Radim Vrbata	Hiller vs Miller
Dec. 20, 2014 *	FLAMES 2 AT Canucks 3	18,747	Christopher Tanev	Hiller vs Miller
Jan. 10, 2015	FLAMES 1 AT Canucks 0	18,870	Mikael Backlund	Ortio vs Lack
Feb. 14, 2015	Canucks 2 AT FLAMES 3	19,289	Lance Bouma	Ramo vs Miller

* Overtime

HEAD TO HEAD	GP	W	L	OTL	SOL	PTS	GF	GA	PPG	SHG	PIM
FLAMES	4	2	2	1	0	5	8	9	0	0	37
Canucks	4	2	2	0	0	4	9	8	2	0	47

GOALS AND SHOTS BY PERIODS	1st	2nd	3rd	OT	TOTAL	PCT
FLAMES	1 - 33	5 - 44	2 - 33	0 - 0	8 - 110	7.2
Canucks	4 - 49	3 - 49	1 - 33	1 - 1	9 - 132	6.8

FLAMES	GP	G	A	P	+/-	PIM	PP	SH	EN
Jiri Hudler	4	1	3	4	1	0	0	0	0
Sean Monahan	4	2	1	3	1	0	0	0	0
Johnny Gaudreau	4	1	2	3	4	0	0	0	0
David Jones	3	1	2	3	3	0	0	0	0
Deryk Engelland	4	0	2	2	4	7	0	0	0
Lance Bouma	4	1	0	1	-1	5	0	0	0
Paul Byron	4	1	0	1	-1	2	0	0	0
Mikael Backlund	3	1	0	1	-1	2	0	0	0
Joe Colborne	4	0	1	1	5	0	0	0	0
Mark Giordano	4	0	1	1	-3	2	0	0	0
Kris Russell	4	0	1	1	4	0	0	0	0
Dennis Wideman	4	0	1	1	0	2	0	0	0
Markus Granlund	2	0	1	1	1	2	0	0	0
T.J. Brodie	4	0	0	0	-2	0	0	0	0
Curtis Glenross	4	0	0	0	1	2	0	0	0
Matt Stajan	4	0	0	0	-1	4	0	0	0
Raphael Diaz	3	0	0	0	0	0	0	0	0
Mason Raymond	3	0	0	0	-4	2	0	0	0
Brandon Bollig	2	0	0	0	0	0	0	0	0
Josh Jooris	2	0	0	0	-1	2	0	0	0
Brian McGrattan	1	0	0	0	0	0	0	0	0
Ladislav Smid	1	0	0	0	-1	0	0	0	0

CANUCKS	GP	G	A	P	+/-	PIM	PP	SH	EN
Henrik Sedin	4	1	2	3	3	2	0	0	1
Christopher Tanev	4	1	2	3	-4	0	0	0	0
Daniel Sedin	4	0	3	3	2	2	0	0	0
Radim Vrbata	4	2	0	2	1	0	1	0	0
Alexandre Burrows	4	1	1	2	-2	4	1	0	0
Linden Vey	3	1	1	2	3	2	0	0	0
Brad Richardson	3	0	2	2	3	4	0	0	0
Zack Kassian	3	1	0	1	0	2	0	0	0
Ronalds Kenins	1	1	0	1	-1	0	0	0	0
Yannick Weber	1	1	0	1	0	0	0	0	1
Jannik Hansen	4	0	1	1	-4	0	0	0	0
Chris Higgins	4	0	1	1	0	2	0	0	0
Bo Horvat	3	0	1	1	-3	0	0	0	0
Dan Hamhuis	2	0	1	1	1	0	0	0	0
Derek Dorsett	4	0	0	0	-4	12	0	0	0
Alexander Edler	4	0	0	0	0	0	0	0	0
Shawn Matthias	4	0	0	0	-2	0	0	0	0
Luca Sbisa	4	0	0	0	-1	9	0	0	0
Ryan Stanton	4	0	0	0	0	0	0	0	0
Kevin Biekse	3	0	0	0	1	8	0	0	0
Nick Bonino	3	0	0	0	-1	0	0	0	0
Adam Clendening	1	0	0	0	1	0	0	0	0
Frank Corrado	1	0	0	0	0	0	0	0	0

GOALTENDERS	GP	MP	SO	GA	SA	SV	GAA	SV%
Joni Ortio (1-0-0)	1	60	1	0	36	36	0.00	1.000
Karri Ramo (1-0-0)	1	60	0	2	30	28	2.00	.933
Jonas Hiller (0-1-1)	2	119	0	5	64	59	2.52	.922

GOALTENDERS	GP	MP	SO	GA	SA	SV	GAA	SV%
Ryan Miller (2-1-0)	3	179	0	7	87	80	2.35	.920
Eddie Lack (0-1-0)	1	59	0	1	23	22	1.01	.957

	POWER PLAY			PENALTY KILLING		
	PPG	ADV	%	PK	ADV	%
FLAMES	0	11	0.0	6	8	75.0
Canucks	2	8	25.0	11	11	100.0



FLAMES VS VANCOUVER CANUCKS PLAYOFFS

SUMMARY FOR FLAMES: WON: 4 LOST: 2

DATE	TEAMS	ATTENDANCE	WINNING GOAL	GOALTENDERS
Apr. 15, 2015	FLAMES 2 AT Canucks 1	18,870	Kris Russell	Hiller vs Lack
Apr. 17, 2015	FLAMES 1 AT Canucks 4	18,870	Chris Higgins	Ramo, Hiller vs Lack
Apr. 19, 2015	Canucks 2 AT FLAMES 4	19,289	Sam Bennett	Hiller vs Lack
Apr. 21, 2015	Canucks 1 AT FLAMES 3	19,289	Jiri Hudler	Hiller vs Miller, Lack
Apr. 23, 2015	FLAMES 1 AT Canucks 2	18,870	Daniel Sedin	Hiller vs Miller
Apr. 25, 2015	Canucks 4 AT FLAMES 7	19,289	Matt Stajan	Ramo, Hiller vs Miller

HEAD TO HEAD	GP	W	L	OTL	SOL	PTS	GF	GA	PPG	SHG	PIM
FLAMES	6	4	2	0	0	8	18	14	5	0	153
Canucks	6	2	4	0	0	4	14	18	3	0	132

GOALS AND SHOTS BY PERIODS	1st	2nd	3rd	OT	TOTAL	PCT
FLAMES	7 - 46	2 - 50	9 - 61	0 - 0	18 - 157	11.4
Canucks	7 - 72	3 - 48	4 - 61	0 - 0	14 - 181	7.7

FLAMES	GP	G	A	P	+/-	PIM	PP	SH	EN
Jiri Hudler	6	3	3	6	-2	0	2	0	1
Johnny Gaudreau	6	2	4	6	-1	2	1	0	0
David Jones	6	2	3	5	5	0	0	0	0
Sean Monahan	6	2	3	5	-1	0	1	0	0
Micheal Ferland	6	2	2	4	5	21	0	0	1
Kris Russell	6	2	2	4	-1	7	1	0	0
T.J. Brodie	6	1	3	4	3	0	0	0	0
Matt Stajan	6	1	3	4	5	17	0	0	0
Dennis Wideman	6	0	4	4	2	12	0	0	0
Sam Bennett	6	2	1	3	-1	6	0	0	0
Joe Colborne	6	0	2	2	-1	10	0	0	0
Brandon Bollig	6	1	0	1	0	24	0	0	0
Mikael Backlund	6	0	1	1	-1	4	0	0	0
David Schlemko	6	0	1	1	0	2	0	0	0
Mason Raymond	4	0	1	1	-2	0	0	0	0
Deryk Engelland	6	0	0	0	1	44	0	0	0
Josh Jooris	6	0	0	0	-1	4	0	0	0
Tyler Wotherspoon	4	0	0	0	0	0	0	0	0
Markus Granlund	2	0	0	0	0	0	0	0	0
Corey Potter	2	0	0	0	-1	0	0	0	0

CANUCKS	GP	G	A	P	+/-	PIM	PP	SH	EN
Jannik Hansen	6	2	2	4	1	0	0	0	0
Daniel Sedin	6	2	2	4	-1	0	0	0	0
Radim Vrbata	6	2	2	4	-2	0	1	0	1
Bo Horvat	6	1	3	4	1	2	0	0	0
Henrik Sedin	6	1	3	4	-1	2	1	0	0
Nick Bonino	6	1	2	3	-2	4	0	0	0
Alexander Edler	6	0	3	3	4	0	0	0	0
Christopher Tanev	6	0	3	3	4	0	0	0	0
Chris Higgins	6	1	1	2	0	2	1	0	0
Shawn Matthias	6	1	1	2	-3	10	0	0	0
Luca Sbisa	6	1	1	2	-2	7	0	0	0
Ronalds Kenins	5	1	1	2	2	4	0	0	0
Alexandre Burrows	3	0	2	2	1	21	0	0	0
Brandon McMillan	2	1	0	1	1	4	0	0	0
Dan Hamhuis	6	0	1	1	-2	16	0	0	0
Kevin Bieksa	6	0	0	0	-1	9	0	0	0
Derek Dorsett	6	0	0	0	-3	20	0	0	0
Yannick Weber	6	0	0	0	-5	12	0	0	0
Brad Richardson	5	0	0	0	-3	15	0	0	0
Sven Baertschi	2	0	0	0	0	0	0	0	0
Linden Vey	1	0	0	0	0	0	0	0	0

GOALTENDERS	GP	MP	SO	GA	SA	SV	GAA	SV%
Jonas Hiller (3-2-0)	6	300	0	11	159	148	2.20	.931
Karri Ramo (1-0-0)	2	57	0	2	21	19	2.09	.905

GOALTENDERS	GP	MP	SO	GA	SA	SV	GAA	SV%
Ryan Miller (1-1-0)	3	156	0	6	67	61	2.31	.910
Eddie Lack (1-3-0)	4	198	0	10	88	78	3.03	.886

	POWER PLAY			PENALTY KILLING		
	PPG	ADV	%	PK	ADV	%
FLAMES	5	18	27.8	13	16	81.2
Canucks	3	16	18.8	13	18	72.2



FLAMES VS WASHINGTON CAPITALS

ALL-TIME: 42-33-13-0-1

SINCE CALGARY: 26-29-9-0-1

LAST WIN: November 4, 2014 Flames 4 vs. Capitals 3

DATE	TEAMS	ATTENDANCE	WINNING GOAL	GOALTENDERS
Oct. 25, 2014	Capitals 3 AT FLAMES 1	19,095	Joel Ward	Ramo vs Holtby
Nov. 4, 2014 *	FLAMES 4 AT Capitals 3	18,506	Sean Monahan	Hiller vs Holtby

* Overtime

HEAD TO HEAD	GP	W	L	OTL	SOL	PTS	GF	GA	PPG	SHG	PIM
FLAMES	2	1	1	0	0	2	5	6	1	0	43
Capitals	2	1	1	1	0	3	6	5	2	0	17

GOALS AND SHOTS BY PERIODS	1st	2nd	3rd	OT	TOTAL	PCT
FLAMES	2 - 16	1 - 15	1 - 11	1 - 2	5 - 44	11.3
Capitals	2 - 22	3 - 24	1 - 16	0 - 2	6 - 64	9.3

FLAMES	GP	G	A	P	+/-	PIM	PP	SH	EN
Mark Giordano	2	1	1	2	1	2	0	0	0
Dennis Wideman	2	1	1	2	0	2	1	0	0
Kris Russell	2	0	2	2	1	0	0	0	0
Lance Bouma	2	1	0	1	1	0	0	0	0
Sean Monahan	2	1	0	1	2	0	0	0	0
Markus Granlund	1	1	0	1	0	0	0	0	0
TJ Brodie	2	0	1	1	2	2	0	0	0
Jiri Hudler	2	0	1	1	0	0	0	0	0
Josh Jooris	2	0	1	1	1	0	0	0	0
David Jones	1	0	1	1	1	0	0	0	0
Brandon Bollig	2	0	0	0	0	16	0	0	0
Paul Byron	2	0	0	0	-2	0	0	0	0
Deryk Engelland	2	0	0	0	-2	5	0	0	0
Johnny Gaudreau	2	0	0	0	1	0	0	0	0
Curtis Glencross	2	0	0	0	-1	14	0	0	0
Ladislav Smid	2	0	0	0	-2	0	0	0	0
Mikael Backlund	1	0	0	0	-1	0	0	0	0
Sven Baertschi	1	0	0	0	-1	0	0	0	0
Joe Colborne	1	0	0	0	0	2	0	0	0
Mason Raymond	1	0	0	0	0	0	0	0	0
Devin Setoguchi	1	0	0	0	-1	0	0	0	0
Matt Stajan	1	0	0	0	-1	0	0	0	0

CAPITALS	GP	G	A	P	+/-	PIM	PP	SH	EN
Joel Ward	2	3	0	3	1	0	2	0	0
Nicklas Backstrom	2	2	1	3	0	0	0	0	0
Alex Ovechkin	2	0	2	2	0	0	0	0	0
Marcus Johansson	2	1	0	1	0	0	0	0	0
Karl Alzner	2	0	1	1	2	0	0	0	0
Troy Brouwer	2	0	1	1	0	4	0	0	0
John Carlson	2	0	1	1	2	0	0	0	0
Michael Latta	2	0	1	1	1	0	0	0	0
Matt Niskanen	2	0	1	1	1	0	0	0	0
Brooks Orpik	2	0	1	1	-1	4	0	0	0
Tom Wilson	1	0	1	1	0	2	0	0	0
Jay Beagle	2	0	0	0	-1	0	0	0	0
Andre Burakovsky	2	0	0	0	-1	0	0	0	0
Jason Chimera	2	0	0	0	-1	0	0	0	0
Mike Green	2	0	0	0	-4	0	0	0	0
Evgeny Kuznetsov	2	0	0	0	0	0	0	0	0
Liam O'Brien	2	0	0	0	1	5	0	0	0
Nate Schmidt	2	0	0	0	0	0	0	0	0
Eric Fehr	1	0	0	0	1	2	0	0	0

GOALTENDERS	GP	MP	SO	GA	SA	SV	GAA	SV%
Jonas Hiller (1-0-0)	1	64	0	3	34	31	2.80	.912
Karri Ramo (0-1-0)	1	57	0	3	30	27	3.15	.900

GOALTENDERS	GP	MP	SO	GA	SA	SV	GAA	SV%
Braden Holtby (1-0-1)	2	124	0	5	44	39	2.41	.886

	POWER PLAY			PENALTY KILLING		
	PPG	ADV	%	PK	ADV	%
FLAMES	1	4	25.0	4	6	66.7
Capitals	2	6	33.3	3	4	75.0



FLAMES VS WINNIPEG JETS

ALL-TIME: 10-8-1-0-0

SINCE CALGARY: 10-8-1-0-0

LAST WIN: February 2, 2015 Flames 5 vs. Jets 2

DATE	TEAMS	ATTENDANCE	WINNING GOAL	GOALTENDERS
Oct. 19, 2014	FLAMES 4 AT Jets 1	15,016	Johnny Gaudreau	Hiller vs Pavelec
Feb. 2, 2015	Jets 2 AT FLAMES 5	18,824	Raphael Diaz	Hiller vs Pavelec, Hutchinson
Apr. 11, 2015	FLAMES 1 AT Jets 5	15,016	Michael Frolik	Ortio vs Hutchinson

HEAD TO HEAD	GP	W	L	OTL	SOL	PTS	GF	GA	PPG	SHG	PIM
FLAMES	3	2	1	0	0	4	10	8	2	0	20
Jets	3	1	2	0	0	2	8	10	0	0	16

GOALS AND SHOTS BY PERIODS	1st	2nd	3rd	OT	TOTAL	PCT
FLAMES	2 - 22	4 - 36	4 - 24	0 - 0	10 - 82	12.1
Jets	3 - 29	0 - 21	5 - 26	0 - 0	8 - 76	10.5

FLAMES	GP	G	A	P	+/-	PIM	PP	SH	EN
Mason Raymond	3	2	2	4	1	0	0	0	0
Johnny Gaudreau	2	1	2	3	2	0	1	0	0
Joe Colborne	3	0	3	3	-4	4	0	0	0
Dennis Wideman	2	1	1	2	4	0	0	0	0
Kris Russell	2	0	2	2	4	0	0	0	0
Brandon Bollig	3	1	0	1	1	0	0	0	0
T.J. Brodie	2	1	0	1	2	0	0	0	0
Raphael Diaz	2	1	0	1	-1	2	1	0	0
Sean Monahan	2	1	0	1	0	0	0	0	1
Micheal Ferland	1	1	0	1	0	0	0	0	0
David Jones	1	1	0	1	0	0	0	0	0
Matt Stajan	3	0	1	1	0	2	0	0	0
Mikael Backlund	2	0	1	1	1	0	0	0	0
Lance Bouma	2	0	1	1	0	2	0	0	0
Paul Byron	2	0	1	1	0	0	0	0	0
Mark Giordano	2	0	1	1	1	0	0	0	0
Sven Baertschi	1	0	1	1	1	2	0	0	0
Sam Bennett	1	0	1	1	-1	0	0	0	0
Deryk Engelland	2	0	0	0	-3	0	0	0	0
Jiri Hudler	2	0	0	0	0	0	0	0	0
Josh Jooris	2	0	0	0	2	2	0	0	0
Curtis Glenross	1	0	0	0	0	0	0	0	0
Markus Granlund	1	0	0	0	-1	0	0	0	0
Brett Kulak	1	0	0	0	0	2	0	0	0
Emile Poirier	1	0	0	0	0	0	0	0	0
Corey Potter	1	0	0	0	-1	0	0	0	0
John Ramage	1	0	0	0	-1	0	0	0	0
David Schlemko	1	0	0	0	-1	4	0	0	0
Devin Setoguchi	1	0	0	0	0	0	0	0	0
Drew Shore	1	0	0	0	-2	0	0	0	0
Ladislav Smid	1	0	0	0	-1	0	0	0	0
David Wolf	1	0	0	0	0	0	0	0	0
Tyler Wotherspoon	1	0	0	0	-3	0	0	0	0

JETS	GP	G	A	P	+/-	PIM	PP	SH	EN
Blake Wheeler	2	1	2	3	2	4	0	0	0
Mark Scheifele	3	1	1	2	-2	0	0	0	0
Bryan Little	2	1	1	2	2	2	0	0	0
Lee Stempniak	1	1	1	2	2	0	0	0	0
Andrew Ladd	2	0	2	2	0	0	0	0	0
Michael Frolik	3	1	0	1	-2	0	0	0	0
Adam Lowry	3	1	0	1	-1	0	0	0	0
Matt Halischuk	1	1	0	1	2	0	0	0	0
Drew Stafford	1	1	0	1	2	0	0	0	0
Adam Pardy	2	0	1	1	4	0	0	0	0
Mathieu Perreault	2	0	1	1	0	2	0	0	0
Andrew Copp	1	0	1	1	2	0	0	0	0
Keaton Ellerby	1	0	1	1	-1	0	0	0	0
Dustin Byfuglien	3	0	0	0	0	4	0	0	0
Toby Enstrom	3	0	0	0	5	2	0	0	0
TJ Galiardi	3	0	0	0	1	0	0	0	0
Anthony Peluso	3	0	0	0	0	0	0	0	0
Jim Slater	3	0	0	0	-2	0	0	0	0
Chris Thorburn	3	0	0	0	-3	0	0	0	0
Zach Bogosian	2	0	0	0	-2	0	0	0	0
Ben Chiarot	2	0	0	0	1	0	0	0	0
Mark Stuart	2	0	0	0	-2	2	0	0	0
Jacob Trouba	2	0	0	0	-3	0	0	0	0
Jay Harrison	1	0	0	0	-1	0	0	0	0
Evander Kane	1	0	0	0	-3	0	0	0	0
Paul Postma	1	0	0	0	-1	0	0	0	0
Jiri Tlustý	1	0	0	0	-1	0	0	0	0

GOALTENDERS	GP	MP	SO	GA	SA	SV	GAA	SV%
Jonas Hiller (2-0-0)	2	119	0	3	54	51	1.51	.944
Joni Ortio (0-1-0)	1	60	0	5	22	17	5.00	.773

GOALTENDERS	GP	MP	SO	GA	SA	SV	GAA	SV%
Michael Hutchinson (1-1-0)	2	107	0	5	48	43	2.79	.896
Ondrej Pavelec (0-1-0)	2	72	0	4	33	29	3.32	.879

	POWER PLAY			PENALTY KILLING		
	PPG	ADV	%	PK	ADV	%
FLAMES	2	8	25.0	8	8	100.0
Jets	0	8	0.0	6	8	75.0



ALL-TIME TEAM RECORDS



ALL-TIME TEAM RECORDS OVERALL

SEASON	GP	W	L	T	OTL	PTS	GF**	GA**	%
2014-15	82	45	30	-	7	97	241	216	.592
2013-14	82	35	40	-	7	77	209	241	.470
2012-13	48	19	25	-	4	42	128	160	.438
2011-12	82	37	29	-	16	90	202	226	.549
2010-11	82	41	29	-	12	94	250	237	.573
2009-10	82	40	32	-	10	90	204	210	.549
2008-09	82	46	30	-	6	98	254	248	.598
2007-08	82	42	30	-	10	94	229	227	.573
2006-07	82	43	29	-	10	96	258	226	.585
2005-06	82	46	25	-	11	103	218	200	.628
2003-04	82	42	30	7	3*	94	200	176*	.573
2002-03	82	29	36	13	4	75	186	228	.457
2001-02	82	32	35	12	3*	79	201	220	.482
2000-01	82	27	36	15	4	73	197	236	.445
1999-00	82	31	36	10	5	77	211	256	.470
1998-99	82	30	40	12	-	72	211	234	.439
1997-98	82	26	41	15	-	67	217	252	.409
1996-97	82	32	41	9	-	73	214	239	.445
1995-96	82	34	37	11	-	79	241	240	.482
1994-95	48	24	17	7	-	55	163	135	.573
1993-94	84	42	29	13	-	97	302	256	.577
1992-93	84	43	30	11	-	97	322	282	.577
1991-92	80	31	37	12	-	74	296	305	.463
1990-91	80	46	26	8	-	100	344	263	.625
1989-90	80	42	23	15	-	99	348	265	.619
1988-89	80	54*	17*	9	-	117*	354	226	.731*
1987-88	80	48	23	9	-	105	397*	305	.656
1986-87	80	46	31	3	-	95	318	289	.594
1985-86	80	40	31	9	-	89	354	315	.556
1984-85	80	41	27	12	-	94	363	302	.588
1983-84	80	34	32	14	-	82	311	314	.513
1982-83	80	32	34	14	-	78	321	317	.488
1981-82	80	29	34	17	-	75	334	345	.469
1980-81	80	39	27	14	-	92	329	298	.575
1979-80	80	35	32	13	-	83	282	269	.519
1978-79	80	41	31	8	-	90	327	280	.563
1977-78	80	34	27	19*	-	87	274	252	.544
1976-77	80	34	34	12	-	80	264	265	.500
1975-76	80	35	33	12	-	82	262	237	.513
1974-75	80	34	31	15	-	83	243	233	.519
1973-74	78	30	34	14	-	74	214	238	.474
1972-73	78	25	38	15	-	65	191	239	.417
TOTAL	3336	1536	1309	379	112	3563	10984	10502	.534

*Team Full Season Record **Includes Shootout GWG



ALL-TIME TEAM RECORDS HOME

SEASON	GP	W	L	T	OTL	PTS	GF**	GA**	%
2014-15	41	23	13	-	5	51	125	109	.622
2013-14	41	19	19	-	3	41	112	120	.500
2012-13	24	13	9	-	2	28	78	80	.583
2011-12	41	23	12	-	6	52	109	106	.634
2010-11	41	23	13	-	5	51	135	117	.622
2009-10	41	20	17	-	4	44	95	98	.537
2008-09	41	27	10	-	4	58	147	110	.732
2007-08	41	21	11	-	9	51	112	101	.622
2006-07	41	30	9	-	2	62	144	92	.756
2005-06	41	30	7	-	4	64	108	73*	.780
2003-04	41	21	14	5	1*	48	93	85	.585
2002-03	41	14	16	10*	1*	39	95	111	.476
2001-02	41	20	14	5	2	47	103	100	.573
2000-01	41	12	18	9	2	35	95	110	.427
1999-00	41	20	14	6	1*	47	119	124	.573
1998-99	41	15	20	6	-	36	103	110	.439
1997-98	41	18	17	6	-	42	118	118	.512
1996-97	41	21	18	2	-	44	121	121	.537
1995-96	41	18	18	5	-	41	114	103	.500
1994-95	24	15	7	2	-	32	90	68	.667
1993-94	42	25	12	5	-	55	156	116	.655
1992-93	42	23	14	5	-	51	175	139	.607
1991-92	40	19	14	7	-	45	174	140	.563
1990-91	40	29	8	3	-	61	194	115	.763
1989-90	40	28	7	5	-	61	207	131	.763
1988-89	40	32*	4*	4	-	68*	200	103	.850*
1987-88	40	26	11	3	-	55	217*	144	.688
1986-87	40	25	13	2	-	52	162	128	.650
1985-86	40	23	11	6	-	52	195	154	.650
1984-85	40	23	11	6	-	52	199	134	.650
1983-84	40	22	11	7	-	51	186	146	.638
1982-83	40	21	12	7	-	49	176	137	.613
1981-82	40	20	11	9	-	49	192	141	.613
1980-81	40	25	5	10*	-	60	198	127	.750
1979-80	40	18	15	7	-	43	147	132	.538
1978-79	40	25	11	4	-	54	179	126	.675
1977-78	40	20	13	7	-	47	152	132	.588
1976-77	40	22	11	7	-	51	151	111	.638
1975-76	40	19	14	7	-	45	138	98	.563
1974-75	40	24	9	7	-	55	150	96	.688
1973-74	39	17	15	7	-	41	121	115	.526
1972-73	39	16	16	7	-	39	106	105	.500
TOTAL	1668	905	524	188	51	2049	5991	4826	.614

*Team Full Season Record **Includes Shootout GWG



ALL-TIME TEAM RECORDS ROAD

SEASON	GP	W	L	T	OTL	PTS	GF**	GA**	%
2014-15	41	22	17	-	2	46	116	107	.561
2013-14	41	16	21	-	4	36	97	121	.439
2012-13	24	6	16	-	2	14	50	80	.292
2011-12	41	14	17	-	10	38	93	120	.463
2010-11	41	18	16	-	7	43	115	120	.524
2009-10	41	20	15	-	6	46	109	112	.561
2008-09	41	19	20	-	2	40	107	138	.488
2007-08	41	21	19	-	1*	43	117	126	.524
2006-07	41	13	20	-	8	34	114	134	.415
2005-06	41	16	18	-	7	39	110	127	.476
2003-04	41	21	16	2	2	46	107	91*	.561
2002-03	41	15	20	3	3	36	91	117	.439
2001-02	41	12	21	7	1*	32	98	120	.390
2000-01	41	15	18	6	2	38	102	126	.463
1999-00	41	11	22	4	4	30	92	132	.366
1998-99	41	15	20	6	-	36	108	124	.439
1997-98	41	8	24	9	-	25	99	134	.305
1996-97	41	11	23	7	-	29	93	118	.354
1995-96	41	16	19	6	-	38	127	137	.463
1994-95	24	9	10	5	-	23	73	67	.479
1993-94	42	17	17	8	-	42	146	140	.500
1992-93	42	20	16	6	-	46	147	143	.548
1991-92	40	12	23	5	-	29	122	165	.363
1990-91	40	17	18	5	-	39	150	148	.488
1989-90	40	14	16	10	-	38	141	134	.475
1988-89	40	22*	13	5	-	49	154	123	.613
1987-88	40	22*	12*	6	-	50*	180*	161	.625*
1986-87	40	21	18	1	-	43	156	161	.538
1985-86	40	17	20	3	-	37	159	161	.463
1984-85	40	18	16	6	-	42	164	168	.525
1983-84	40	12	21	7	-	31	125	168	.388
1982-83	40	11	22	7	-	29	145	180	.363
1981-82	40	9	23	8	-	26	142	204	.325
1980-81	40	14	22	4	-	32	131	171	.400
1979-80	40	17	17	6	-	40	135	137	.500
1978-79	40	16	20	4	-	36	148	154	.450
1977-78	40	14	14	12*	-	40	122	120	.500
1976-77	40	12	23	5	-	29	113	154	.363
1975-76	40	16	19	5	-	37	124	139	.463
1974-75	40	10	22	8	-	28	93	137	.350
1973-74	39	13	19	7	-	33	93	123	.423
1972-73	39	9	22	8	-	26	85	134	.333
TOTAL	1668	631	785	191	61	1514	4993	5676	.454

*Team Full Season Record **Includes Shootout GWG



OVERTIME RESULTS

REGULAR SEASON OVERTIME RECORD

	OVERALL 1983-2015					2014-15					
	GP	W	L	T/SO	PTS*	GP	W	L	SOW	SOL	PTS**
Anaheim Ducks	371	84	71	216	386	23	8	2	8	5	39
Arizona Coyotes	525	96	99	330	525	18	5	3	5	5	28
Boston Bruins	556	112	113	331	553	27	9	4	4	10	40
Buffalo Sabres	530	98	101	331	533	17	1	3	8	5	26
Carolina Hurricanes	492	101	116	275	479	17	1	4	5	7	23
Calgary Flames	516	101	103	312	519	20	9	4	4	3	33
Chicago Blackhawks	525	89	98	338	525	18	3	3	9	3	30
Columbus Blue Jackets	245	55	51	139	259	19	5	3	9	2	33
Colorado Avalanche	499	99	98	302	514	24	2	8	10	4	36
Dallas Stars	516	91	91	334	524	18	4	7	4	3	26
Detroit Red Wings	524	117	90	317	549	25	7	4	4	10	36
Edmonton Oilers	532	99	115	318	521	21	2	7	5	7	28
Florida Panthers	416	53	100	263	372	24	1	5	8	10	33
Los Angeles Kings	519	84	99	336	505	18	1	7	2	8	21
Minnesota Wild	268	52	48	168	278	16	4	5	4	3	24
Montreal Canadiens	527	102	114	311	522	23	6	5	7	5	36
New Jersey Devils	529	114	93	322	555	20	1	7	5	7	26
New York Islanders	517	103	109	505	513	20	6	1	7	6	33
New York Rangers	503	101	97	305	508	17	6	2	4	5	27
Nashville Predators	291	69	60	162	304	24	8	4	6	6	38
Ottawa Senators	350	60	79	211	336	26	7	6	6	7	39
Philadelphia Flyers	511	101	98	312	513	26	5	7	3	11	34
Pittsburgh Penguins	494	115	99	280	514	22	6	6	4	6	32
San Jose Sharks	375	62	81	232	357	15	2	3	4	6	21
St. Louis Blues	535	105	97	313	551	21	5	3	9	4	35
Tampa Bay Lightning	372	77	90	205	360	15	4	3	3	5	22
Toronto Maple Leafs	482	109	96	277	498	16	3	3	5	5	24
Vancouver Canucks	530	118	88	324	567	17	6	3	6	2	29
Washington Capitals	498	115	93	290	528	21	5	7	5	4	31
Winnipeg Jets	288	71	66	151	301	24	4	7	7	6	35

*OT-PTS = points earned in overtime (excludes shootout wins). ** Includes shootout wins.

FLAMES YEAR-BY-YEAR OVERTIME

SEASON	HOME			ROAD			OVERALL			SEASON	HOME			ROAD			OVERALL		
	GP	W-L-T-SOL	GP	W-L-T-SOL	GP	W-L-T-SOL	GP	W-L-T-SOL	GP		W-L-T-SOL	GP	W-L-T-SOL	GP	W-L-T-SOL	GP	W-L-T-SOL		
2014-15	10	5-3-0-2	10	8-1-0-1	20	13-4-0-3	1997-98	11	4-1-6	11	0-2-9	22	4-3-15						
2013-14	11	8-3-0-0	10	6-1-0-3	21	14-4-0-3	1996-97	7	2-3-2	9	1-1-7	16	3-4-9						
2012-13	3	1-0-0-2	3	1-1-0-1	6	2-1-0-3	1995-96	9	2-2-5	7	0-1-6	16	2-3-11						
2011-12	9	3-1-0-5	12	2-6-0-4	21	5-7-0-9	1994-95	4	1-1-2	5	0-0-5	9	1-1-7						
2010-11	7	2-2-0-3	16	9-3-0-4	23	11-5-0-7	1993-94	8	2-1-5	10	1-1-8	18	3-2-13						
2009-10	3	0-1-0-2	12	5-2-0-5	15	5-3-0-7	1992-93	11	3-3-5	8	1-1-6	19	4-4-11						
2008-09	5	1-2-0-2	7	5-2-0-0	12	6-4-0-2	1991-92	11	1-3-7	8	1-2-5	19	2-5-12						
2007-08	10	1-7-0-2	6	5-0-0-1	16	6-7-0-3	1990-91	8	3-2-3	7	0-2-5	15	3-4-8						
2006-07	5	3-1-0-1	9	1-4-0-4	14	4-5-0-5	1989-90	10	3-2-5	11	0-1-10	21	3-3-15						
2005-06	6	2-1-0-3	9	2-3-0-4	15	4-4-0-7	1988-89	7	2-1-4	10	3-2-5	17	5-3-9						
2003-04	8	2-1-5	5	1-2-2	13	3-3-7	1987-88	6	1-2-3	8	1-1-6	14	2-3-9						
2002-03	16	5-1-10	7	1-3-3	23	6-4-13	1986-87	2	0-0-2	2	1-0-1	4	1-0-3						
2001-02	7	0-2-5	10	2-1-7	17	2-3-12	1985-86	8	1-1-6	4	0-1-3	12	1-2-9						
2000-01	13	2-2-9	9	1-2-6	22	3-4-15	1984-85	7	1-0-6	7	0-1-6	14	1-1-12						
1999-00	13	6-1-6	13	5-4-4	26	11-5-10	1983-84	9	2-0-7	9	2-0-7	18	4-0-14						
1998-99	9	2-1-6	7	1-0-6	16	3-1-12													

*OT-PTS = points earned in overtime (excludes shootout wins) ** Includes shootout wins



OVERTIME RESULTS

CONTINUED

2014-15 NHL IN OVERTIME/SHOOTOUT GAMES

OPPONENT	OVERALL				SO		HOME				SO		ROAD				SO	
	GP	W	L	T	W	L	GP	W	L	T	W	L	GP	W	L	T	W	L
Anaheim Ducks	23	8	2	13	8	5	13	5	1	7	5	2	10	3	1	6	3	3
Arizona Coyotes	18	5	3	10	5	5	10	3	3	4	2	2	8	2	0	6	3	3
Boston Bruins	27	9	4	14	4	10	13	4	3	6	2	4	14	5	1	8	2	6
Buffalo Sabres	17	1	3	13	8	5	10	1	2	7	4	3	7	0	1	6	4	2
Carolina Hurricanes	17	1	4	12	5	7	11	1	2	8	3	5	6	0	2	4	2	2
Calgary Flames	20	9	4	7	4	3	10	3	3	4	2	2	10	6	1	3	2	1
Chicago Blackhawks	18	3	3	12	9	3	12	2	3	7	5	2	6	1	0	5	4	1
Columbus Blue Jackets	19	5	3	11	9	2	9	3	1	5	4	1	10	2	2	6	5	1
Colorado Avalanche	24	2	8	14	10	4	10	1	2	7	6	1	14	1	6	7	4	3
Dallas Stars	18	4	7	7	4	3	9	1	5	3	0	3	9	3	2	4	4	0
Detroit Red Wings	25	7	4	14	4	10	14	4	1	9	1	8	11	3	3	5	3	2
Edmonton Oilers	21	2	7	12	5	7	6	1	1	4	2	2	15	1	6	8	3	5
Florida Panthers	24	1	5	18	8	10	11	0	0	11	4	7	13	1	5	7	4	3
Los Angeles Kings	18	1	7	10	2	8	10	1	4	5	2	3	8	0	3	5	0	5
Minnesota Wild	16	4	5	7	4	3	9	1	4	4	2	2	7	3	1	3	2	1
Montreal Canadiens	23	6	5	12	7	5	13	6	3	4	1	3	10	0	2	8	6	2
New Jersey Devils	20	1	7	12	5	7	13	0	4	9	5	4	7	1	3	3	0	3
New York Islanders	20	6	1	13	7	6	8	3	0	5	3	2	12	3	1	8	4	4
New York Rangers	17	6	2	9	4	5	11	4	1	6	2	4	6	2	1	3	2	1
Nashville Predators	24	8	4	12	6	6	13	5	2	6	4	2	11	3	2	6	2	4
Ottawa Senators	26	7	6	13	6	7	11	4	2	5	2	3	15	3	4	8	4	4
Philadelphia Flyers	26	5	7	14	3	11	13	3	1	9	3	6	13	2	6	5	0	5
Pittsburgh Penguins	22	6	6	10	4	6	8	2	2	4	2	2	14	4	4	6	2	4
San Jose Sharks	15	2	3	10	4	6	7	1	2	4	1	3	8	1	1	6	3	3
St. Louis Blues	21	5	3	13	9	4	8	2	1	5	4	1	13	3	2	8	5	3
Tampa Bay Lightning	15	4	3	8	3	5	5	2	0	3	2	1	10	2	3	5	1	4
Toronto Maple Leafs	16	3	3	10	5	5	8	3	1	4	3	1	8	0	2	6	2	4
Vancouver Canucks	17	6	3	8	6	2	10	5	1	4	3	1	7	1	2	4	3	1
Washington Capitals	21	5	7	9	5	4	10	2	2	6	3	3	11	3	5	3	2	1
Winnipeg Jets	24	4	7	13	7	6	11	3	3	5	3	2	13	1	4	8	4	4

Shootouts not included in OT stats.



FLAMES ALL-TIME RECORDS

MONTH-BY-MONTH

SEASON	OCTOBER		NOVEMBER		DECEMBER		JANUARY		FEBRUARY		MARCH		APRIL/MAY	
	GP	W-L-T-OTL	GP	W-L-T-OTL	GP	W-L-T-OTL	GP	W-L-T-OTL	GP	W-L-T-OTL	GP	W-L-T-OTL	GP	W-L-T-OTL
2014-15	12	6-4-0-2	13	9-4-0-0	14	6-7-0-1	11	6-5-0-0	12	6-5-0-1	15	9-3-0-3	5	3-2-0-0
2013-14	12	5-5-0-2	14	4-8-0-2	14	5-7-0-2	14	6-7-0-1	5	2-3-0-0	16	9-7-0-0	7	4-3-0-0
2012-13	-	-	-	-	-	-	5	1-3-0-1	14	6-5-0-3	14	6-8-0-0	15	6-9-0-0
2011-12	9	4-4-0-1	14	6-8-0-0	16	8-4-0-4	12	5-6-0-1	12	5-2-0-5	17	7-5-0-5	2	2-0-0-0
2010-11	11	6-5-0-0	13	4-7-1-1	14	7-6-0-1	13	7-3-1-2	13	8-2-1-2	14	6-6-0-2	4	3-0-1-0
2009-10	12	7-4-0-1	14	10-2-0-2	14	6-6-0-2	15	4-8-0-3	7	3-3-0-1	15	9-6-0-0	5	1-3-0-1
2008-09	10	6-3-0-1	14	8-6-0-0	13	8-2-0-3	11	8-3-0-0	13	7-4-0-2	15	6-9-0-0	6	3-3-0-0
2007-08	12	6-3-0-3	14	4-10-0-0	14	9-1-0-4	11	7-3-0-1	14	7-6-0-1	14	7-6-0-1	3	2-1-0-0
2006-07	10	3-6-0-1	13	8-4-0-1	14	8-4-0-2	13	8-3-0-2	14	7-4-0-3	14	9-4-0-1	4	0-4-0-0
2005-06	13	4-7-0-2	13	10-2-0-1	13	9-3-0-1	13	7-4-0-2	6	3-2-0-1	15	8-6-0-1	9	5-1-0-3
2003-04	9	4-4-0-1	12	5-4-1-2	14	10-3-2-0	15	6-8-1-0	13	6-8-1-0	13	7-5-1-0	2	1-2-0-0
2002-03	10	3-3-2-2	14	3-9-1-1	14	5-6-3-0	14	6-7-1-0	12	2-6-3-1	15	8-5-2-0	3	2-0-1-0
2001-02	12	8-2-0-2	13	5-4-4-0	15	4-7-4-0	13	5-8-0-0	7	2-3-1-1	15	5-7-3-0	7	3-4-0-0
2000-01	13	3-8-1-0	15	3-4-4-4	12	7-3-2-0	12	4-6-2-0	7	2-3-1-1	15	5-7-3-0	7	3-4-0-0
1999-00	13	3-8-2-0	11	5-6-0-0	14	8-2-3-1	13	7-6-0-0	12	3-3-2-4	14	4-8-2-0	5	1-3-1-0
1998-99	9	2-5-2	14	6-8-0	13	4-8-1	12	4-6-2	12	5-2-5	14	7-5-2	8	2-6-0
1997-98	13	3-8-2	14	2-7-5	15	6-8-1	12	3-6-3	4	2-1-1	15	8-6-1	9	2-5-2
1996-97	13	7-5-1	13	3-9-1	13	3-7-3	11	5-5-1	14	8-5-1	12	6-5-1	6	0-5-1
1995-96	11	1-7-3	13	3-8-2	15	7-6-2	11	7-2-2	13	6-5-2	13	7-6-0	6	3-3-0
1994-95	-	-	-	-	-	-	5	2-2-1	14	8-4-2	15	6-7-2	14	8-4-2
1993-94	13	8-3-2	13	7-4-2	14	5-7-2	12	4-5-3	12	8-3-1	13	6-5-2	7	4-2-1
1992-93	12	8-4-0	13	6-5-2	13	10-1-2	14	3-9-2	12	6-2-4	12	4-8-0	8	6-1-1
1991-92	12	6-5-1	13	5-5-3	13	5-7-1	12	5-5-2	13	4-7-2	14	5-7-2	3	1-1-1
1990-91	13	9-4-0	13	5-5-3	14	8-5-1	12	5-6-1	12	8-2-2	16	11-4-1	0	0-0-0
1989-90	13	6-3-4	15	5-6-4	12	6-4-2	13	8-2-3	11	6-5-0	15	10-3-2	1	1-0-0
1988-89	12	6-3-3	12	10-1-1	14	8-4-2	15	10-3-2	13	10-3-0	13	9-3-1	1	1-0-0
1987-88	11	5-5-1	14	9-3-2	13	9-3-1	14	9-3-2	12	5-6-1	13	10-1-2	2	1-1-0
1986-87	10	3-7-0	14	10-4-0	14	9-4-1	14	6-7-1	12	9-3-0	14	9-4-1	2	0-1-1
1985-86	10	5-5-0	13	8-2-3	12	4-8-0	15	6-7-2	12	7-3-2	15	7-6-2	3	3-0-0
1984-85	11	7-4-0	12	7-4-1	14	5-7-2	15	7-4-4	11	5-6-0	14	9-2-3	3	1-0-2
1983-84	12	5-6-1	12	5-4-3	13	4-7-2	12	5-2-5	15	9-4-2	15	6-8-1	1	0-1-0
1982-83	13	4-7-2	14	5-6-3	14	5-7-2	12	7-5-0	12	5-5-2	14	6-4-4	1	0-0-1
1981-82	11	2-7-2	14	5-5-4	13	5-6-2	15	7-4-4	12	4-5-3	13	5-6-2	2	1-1-0
1980-81	11	5-4-2	13	5-5-3	12	6-3-3	16	6-7-3	12	9-2-1	14	6-6-2	2	2-0-0
1979-80	10	5-4-1	13	6-5-2	12	3-8-1	15	7-5-3	11	5-2-4	15	8-6-1	4	1-2-1
1978-79	10	8-0-2	14	7-7-0	15	5-9-1	13	8-4-1	10	6-2-2	13	5-7-1	5	2-2-1
1977-78	8	3-2-3	14	4-6-4	14	5-6-3	14	8-5-1	12	3-3-6	13	8-4-1	5	3-1-1
1976-77	13	5-6-2	12	6-2-4	13	7-5-1	13	5-4-4	12	3-9-0	15	7-8-0	2	1-0-1
1975-76	10	4-5-1	14	6-7-1	15	9-4-1	14	5-6-3	12	3-7-2	12	6-4-2	3	2-0-1
1974-75	11	5-4-2	14	8-3-3	12	3-8-1	14	5-5-4	11	4-4-3	14	8-5-1	4	1-2-1
1973-74	8	4-3-1	14	7-4-3	14	4-7-3	13	3-9-1	13	4-6-3	13	6-4-3	3	2-1-0
1972-73	11	4-6-1	15	6-6-3	13	5-6-2	13	6-4-3	11	2-6-3	14	2-10-2	1	0-0-1
TOTALS	448	198-188-44-18	536	240-209-73-14	545	250-216-58-21	536	243-212-68-13	485	227-169-64-25	599	293-238-55-12	187	85-75-23-4



FLAMES OPENING GAME RESULTS

SEASON	SEASON OPENER		HOME OPENER		ROAD OPENER	
2014-15	VAN	4 CGY 2	VAN	4 CGY 2	CGY	5 EDM 2
2013-14	WSH	5 CGY 4 SO	VAN	5 CGY 4 SO	WSH	5 CGY 4 SO
2012-13	SJS	4 CGY 1	SJS	4 CGY 1	VAN	3 CGY 2 SO
2011-12	PIT	5 CGY 3	PIT	5 CGY 3	STL	5 CGY 2
2010-11	EDM	4 CGY 0	CGY	3 LAK 1	EDM	4 CGY 0
2009-10	CGY	5 VAN 3	CGY	5 VAN 3	CGY	4 EDM 3
2008-09	VAN	6 CGY 0	VAN	5 CGY 4 OT	VAN	6 CGY 0
2007-08	PHI	3 CGY 2	PHI	3 CGY 2	DET	4 CGY 2
2006-07	EDM	3 CGY 1	CGY	2 EDM 1	EDM	3 CGY 1
2005-06	MIN	6 CGY 3	DAL	3 CGY 2 OT	MIN	6 CGY 3
2003-04	VAN	4 CGY 1	CGY	3 SJS 2	VAN	4 CGY 1
2002-03	VAN	3 CGY 0	VAN	3 CGY 0	CGY	3 VAN 2
2001-02	CGY	1 EDM 0	CGY	1 EDM 0	CGY	4 DET 2
2000-01	DET	4 CGY 3	DET	4 CGY 3	CGY	2 NYI 0
1999-00	SJS	5 CGY 3	STL	4 CGY 1	SJS	5 CGY 3
1998-99	CGY	3 SJS 3	TOR	7 CGY 3	CGY	5 SJS 3
1997-98	DET	3 CGY 1	DET	3 CGY 1	DET	4 CGY 4
1996-97	VAN	3 CGY 1	CGY	3 BUF 0	VAN	3 CGY 1
1995-96	CGY	3 TBL 3	COL	3 CGY 2	CGY	3 TBL 3
1994-95	CGY	3 WPG 3	CGY	6 STL 4	CGY	3 WPG 3
1993-94	CGY	2 NYI 1	CGY	2 NYI 1	CGY	5 VAN 1
1992-93	LAK	5 CGY 4	LAK	5 CGY 4	CGY	3 MIN 2
1991-92	CGY	9 EDM 2	CGY	9 EDM 2	WPG	5 CGY 3
1990-91	CGY	3 VAN 2 OT	CGY	3 VAN 2 OT	CGY	4 WPG 3
1989-90	CGY	10 DET 7	CGY	10 DET 7	CGY	4 NJD 2
1988-89	CGY	4 NYI 4	CGY	4 NYI 4	LAK	6 CGY 5 OT
1987-88	CGY	5 DET 1	CGY	5 DET 1	WPG	3 CGY 2
1986-87	CGY	5 BOS 3	QUE	4 CGY 2	CGY	5 BOS 3
1985-86	CGY	8 WPG 3	CGY	8 WPG 3	CGY	9 LAK 2
1984-85	STL	4 CGY 2	STL	4 CGY 2	CGY	7 VAN 5
1983-84	CGY	5 VAN 3	EDM	4 CGY 3	CGY	5 VAN 3
1982-83	EDM	7 CGY 5	NYI	5 CGY 4	EDM	7 CGY 5
1981-82	CGY	1 VAN 1	CGY	1 VAN 1	CGY	6 STL 4
1980-81	CGY	5 QUE 5	CGY	5 QUE 5	COL	6 CGY 2
1979-80	ATL	5 QUE 3	ATL	9 PHI 2	ATL	5 QUE 3
1978-79	ATL	4 CHI 4	ATL	4 WSH 3	ATL	4 CHI 4
1977-78	ATL	2 BOS 2	ATL	3 STL 1	ATL	2 BOS 2
1976-77	WSH	6 ATL 5	ATL	4 LAK 2	WSH	6 ATL 5
1975-76	LAK	4 ATL 3	LAK	4 ATL 3	NYR	3 ATL 1
1974-75	ATL	3 VAN 3	ATL	4 KC 2	ATL	3 VAN 3
1973-74	ATL	1 NYI 1	ATL	1 NYI 1	ATL	1 STL 0
1972-73	ATL	3 NYI 2	ATL	1 BUF 1	ATL	3 NYI 2
	SEASON OVERALL		HOME OVERALL		ROAD OVERALL	
	Won 12, Lost 19, Tied 10, OTL 1		Won 18, Lost 16, Tied 5, OTL 3		Won 18, Lost 15, Tied 6, OTL 3	

HOME ATTENDANCE

#Heritage Classic attendance of 41,022. *Does Not Include Neutral Site Home Game. **Team Season Record.
 Calgary: Scotiabank Saddledome - 2010-2015, Pengrowth Saddledome - 1983-2010, Stampede Corral - 1980-1983 Atlanta: The Omni - 1972-1980

SEASON	GAMES	ATTENDANCE	AVERAGE	SEASON	GAMES	ATTENDANCE	AVERAGE	SEASON	GAMES	ATTENDANCE	AVERAGE
2014-15	41	782,977	19,097	1997-98	41	694,557	16,940	1981-82	40	289,258	7,231
2013-14	41	790,849	19,289	1996-97	41	700,643	17,089	1980-81	40	288,679	7,217
2012-13	24	462,936	19,289	1995-96	41	737,996	18,000	1979-80	40	400,961	10,024
2011-12	41	790,849	19,289	1994-95	24	456,858	19,036	1978-79	40	457,640	11,441
2010-11	41	812,582**	19,819#	1993-94	41*	792,307	19,325	1977-78	40	420,026	10,501
2009-10	41	790,849	19,289	1992-93	41*	800,677	19,529	1976-77	40	490,356	12,259
2008-09	41	790,849	19,289	1991-92	40	788,760	19,719	1975-76	40	478,500	11,963
2007-08	41	790,849	19,289	1990-91	40	799,434	19,986**	1974-75	40	537,761	13,444
2006-07	41	790,849	19,289	1989-90	40	794,444	19,861	1973-74	39	552,314	14,162
2005-06	41	790,849	19,289	1988-89	40	778,324	19,458	1972-73	39	488,106	12,516
2003-04	41	679,767	16,580	1987-88	40	755,252	18,881				
2002-03	41	665,808	16,239	1986-87	40	671,920	16,798				
2001-02	41	643,896	15,705	1985-86	40	670,480	16,762				
2000-01	41	681,535	16,623	1984-85	40	667,320	16,683				
1999-00	41	612,800	14,946	1983-84	40	666,960	16,674				
1998-99	41*	648,050	16,201	1982-83	40	289,680	7,242				
								GAMES	ATTENDANCE	AVERAGE	
								TOTALS	1666	26,995,507	16,204



FLAMES YEARLY LEADERS

SEASON	GOALS		ASSISTS		POINTS		PENALTY MINUTES	
2014-15	J. Hudler/S. Monahan	31	Jiri Hudler	45	Jiri Hudler	76	Brandon Bollig	88
2013-14	Michael Cammalleri	26	Jiri Hudler	37	Jiri Hudler	54	Brian McGrattan	100
2012-13	Curtis Glencross	15	Lee Stempniak	23	M. Cammalleri/L. Stempniak	32	Tim Jackman	76
2011-12	Jarome Iginla	43	Olli Jokinen	38	Jarome Iginla	67	Tim Jackman	94
2010-11	Jarome Iginla	43	Alex Tanguay	47	Jarome Iginla	86	Tim Jackman	86
2009-10	Jarome Iginla	32	Marc Stajan	38	Jarome Iginla	69	Jamal Mayers	131
2008-09	Michael Cammalleri	39	Jarome Iginla	54	Jarome Iginla	89	Cory Sarich	112
2007-08	Jarome Iginla	50	Jarome Iginla	48	Jarome Iginla	98	Dion Phaneuf	182
2006-07	Jarome Iginla	39	Alex Tanguay	59	Jarome Iginla	94	Dion Phaneuf	98
2005-06	Jarome Iginla	35	Daymond Langkow	34	Jarome Iginla	67	Darren McCarty	117
2003-04	Jarome Iginla	41	Craig Conroy	39	Jarome Iginla	73	Chris Simon	250
2002-03	Jarome Iginla	35	Craig Conroy	37	Jarome Iginla	67	Scott Nichol	149
2001-02	Jarome Iginla	52	Craig Conroy	48	Jarome Iginla	96	Bob Boughner	170
2000-01	Jarome Iginla	31	Marc Savard	42	Jarome Iginla	71	Jason Wiemer	177
1999-00	Valeri Bure	35	Phil Housley	44	Valeri Bure	75	Wade Belak	122
1998-99	Jarome Iginla	28	Phil Housley	43	Cory Stillman	57	Jason Weimer	177
1997-98	T. Fleury/C. Stillman	27	Theoren Fleury	51	Theoren Fleury	78	Theoren Fleury	197
1996-97	Theoren Fleury	29	Theoren Fleury	38	Theoren Fleury	67	Todd Simpson	208
1995-96	Theoren Fleury	46	Theoren Fleury	50	Theoren Fleury	96	Sandy McCarthy	173
1994-95	Theoren Fleury	29	Phil Housley	35	Theoren Fleury	58	Ron Stern	163
1993-94	Gary Roberts	41	Al MacInnis	54	Robert Reichel	93	Ron Stern	243
1992-93	Robert Reichel	40	Theoren Fleury	66	Theoren Fleury	100	Craig Berube	209
1991-92	Gary Roberts	53	Al MacInnis	57	Gary Roberts	90	Ron Stern	338
1990-91	Theoren Fleury	51	Al MacInnis	75	Theoren Fleury	104	Gary Roberts	252
1989-90	Joe Nieuwendyk	45	Doug Gilmour	67	Joe Nieuwendyk	95	Tim Hunter	279
1988-89	J. Nieuwendyk/J. Mullen	51	J. Mullen/D. Gilmour	59	Joe Mullen	110	Tim Hunter	375**
1987-88	Joe Nieuwendyk	51	Gary Suter	70	Hakan Loob	106	Tim Hunter	337
1986-87	Joe Mullen	47	Al MacInnis	56	Joe Mullen	87	Tim Hunter	361
1985-86	Hakan Loob	31	Al MacInnis	57	Dan Quinn	72	Tim Hunter	291
1984-85	K. Nilsson/H. Loob	37	Kent Nilsson	62	Kent Nilsson	99	Tim Hunter	259
1983-84	Eddy Beers	36	Kent Nilsson	49	Kent Nilsson	80	Paul Baxter	182
1982-83	Lanny McDonald	66**	Guy Chouinard	59	Kent Nilsson	104	Doug Risebrough	138
1981-82	Lanny McDonald	34	Guy Chouinard	57	Guy Chouinard	80	Willi Plett	288
1980-81	Kent Nilsson	49	Kent Nilsson	82**	Kent Nilsson	131**	Willi Plett	239
1979-80	Kent Nilsson	40	Kent Nilsson	53	Kent Nilsson	93	Willi Plett	231
1978-79	Guy Chouinard	50	Bob MacMillan	71	Bob MacMillan	108	Willi Plett	213
1977-78	Bob MacMillan	31	Tom Lysiak	42	Tom Lysiak	69	Willi Plett	171
1976-77	Willi Plett	33	Tom Lysiak	51	Tom Lysiak	81	Willi Plett	123
1975-76	Curt Bennett	34	Tom Lysiak	51	Tom Lysiak	82	Pat Quinn	134
1974-75	Eric Vail	39	Tom Lysiak	52	Tom Lysiak	77	Pat Quinn	56
1973-74	Jacques Richard	27	Tom Lysiak	45	Tom Lysiak	64	Pat Quinn	94
1972-73	Bob Leiter	26	Bob Leiter	34	Bob Leiter	60	Pat Quinn	113

**Flames All-Time Individual Record

SCORELESS GAMES

November 7, 1976	Atlanta at Detroit	Myre - Giacomini
October 26, 1996	Calgary at Los Angeles	Kidd - Fiset
October 30, 1998	Washington at Calgary	Wregget - Tabaracci
December 21, 1999	Dallas at Calgary	Brathwaite - Belfour



PENALTY SHOTS FOR

28 GOALS FOR IN 59 ATTEMPTS

Feb. 27, 2015	at NY Islanders	Micheal Ferland	failed	vs. Jaroslav Halak
Mar. 22, 2014	at Edmonton	Matt Stajan	scored	vs. Viktor Fasth
Nov. 3, 2013	at Chicago	T.J. Galiardi	failed	vs. Corey Crawford
Mar. 13, 2013	vs. Detroit	Mikael Backlund	failed	vs. Jonas Gustavsson
Feb. 5, 2013	at Detroit	Jarome Iginla	failed	vs. Jimmy Howard
Feb. 25, 2012	vs. Philadelphia	Alex Tanguay	scored	vs. Ilya Bryzgalov
Feb. 14, 2012	vs. Toronto	Paul Byron	scored	vs. Jonas Gustavsson
Apr. 6, 2011	vs. Edmonton	Alex Tanguay	failed	vs. Nikolai Khabibulin
Mar. 6, 2011	vs. Nashville	Jarome Iginla	scored	vs. Pekka Rinne
Feb. 11, 2011	vs. Anaheim	Olli Jokinen	failed	vs. Curtis McElhinney
Dec. 16, 2010	vs. Toronto	Jarome Iginla	failed	vs. Jonas Gustavsson
Mar. 15, 2009	vs. Detroit	Curtis Glencross	failed	vs. Jimmy Howard
Oct. 24, 2006	vs. Phoenix	Daymond Langkow	failed	vs. Curtis Joseph
Oct. 5, 2006	at Edmonton	Jarome Iginla	failed	vs. Dwayne Roloson
Mar. 31, 2006	vs. Colorado	Matthew Lombardi	scored	vs. Peter Budaj
Dec. 1, 2005	at Detroit	Shean Donovan	failed	vs. Jimmy Howard
Nov. 10, 2005	at Phoenix	Jarome Iginla	scored	vs. Curtis Joseph
Nov. 7, 2005	vs. Vancouver	Chuck Kobasew	failed	vs. Alex Auld
Oct. 29, 2005	at San Jose	Tony Amonte	failed	vs. Nolan Schaefer
Oct. 23, 2005	at Los Angeles	Marcus Nilson	failed	vs. Mathieu Garon
Mar. 5, 2004	at Dallas	Shean Donovan	failed	vs. Marty Turco
Jan. 27, 2004	at Phoenix	Shean Donovan	scored	vs. Sean Burke
Jan. 3, 2004	vs. Vancouver	Jarome Iginla	failed	vs. Alex Auld
Dec. 26, 2003	vs. Vancouver	Oleg Saprykin	failed	vs. Dan Cloutier
Dec. 2, 2003	vs. San Jose	Shean Donovan	scored	vs. Vesa Toskala
Mar. 15, 2003	at San Jose	Jarome Iginla	failed	vs. Vesa Toskala
Apr. 2, 2002	vs. Atlanta	Scott Nichol	scored	vs. Milan Hnilicka
Jan. 22, 2002	vs. Toronto	Jarome Iginla	failed	vs. Curtis Joseph
Dec. 8, 2001	vs. Anaheim	Jarome Iginla	failed	vs. Jean-Sebastien Giguere
Feb. 27, 1998	vs. Vancouver	Hnat Domenichelli	scored	vs. Arturs Irbe
Oct. 24, 1996	vs. Pittsburgh	Robert Reichel	scored	vs. Tom Barrasso
Oct. 22, 1996	vs. Colorado	Theoren Fleury	scored	vs. Patrick Roy
Dec. 11, 1995	vs. Los Angeles	Steve Chiasson	scored	vs. Byron Dafeo
Feb. 7, 1994	vs. Edmonton	Robert Reichel	scored	vs. Bill Ranford
Oct. 31, 1993	at Winnipeg	Paul Ranheim	scored	vs. Bob Essensa
Jan. 23, 1993	vs. Pittsburgh	Joe Nieuwendyk	failed	vs. Ken Wregget
Dec. 27, 1992	at Edmonton	C.J. Young	failed	vs. Bill Ranford
Dec. 11, 1992	at Toronto	Theoren Fleury	scored	vs. Rick Wamsley
Feb. 23, 1991	vs. Quebec	Theoren Fleury	scored	vs. Jacques Cloutier
Apr. 4, 1990	vs. Los Angeles	Al MacInnis	scored	vs. Kelly Hrudey (Playoffs)
Oct. 7, 1989	vs. NY Islanders	Doug Gilmour	failed	vs. Mark Fitzpatrick
Feb. 22, 1989	vs. Toronto	Hakan Loob	failed	vs. Jeff Reese
Dec. 16, 1988	at Vancouver	Joe Nieuwendyk	scored	vs. Steve Weeks
Dec. 12, 1988	at Toronto	Joe Nieuwendyk	failed	vs. Jeff Reese
Mar. 19, 1988	at Quebec	Mike Bullard	failed	vs. Mario Brunetta
Mar. 10, 1988	vs. Winnipeg	Hakan Loob	failed	vs. Daniel Berthiaume
Mar. 28, 1987	at Los Angeles	Joe Mullen	scored	vs. Al Jensen, disallowed illegal stick
Feb. 14, 1987	at Minnesota	Joe Mullen	scored	vs. Kari Takko
Dec. 2, 1986	vs. NY Islanders	Joe Mullen	scored	vs. Kelly Hrudey
Oct. 28, 1986	at Minnesota	Perry Berezan	scored	vs. Don Beaupre
Oct. 13, 1984	vs. Quebec	Jim Peplinski	scored	vs. Mario Gosselin
Dec. 19, 1983	vs. Winnipeg	Doug Risebrough	scored	vs. Doug Soetaert
Mar. 14, 1983	at New Jersey	Paul Reinhart	scored	vs. Ron Low
Nov. 18, 1982	at Philadelphia	Lanny McDonald	failed	vs. Pelle Lindbergh
Jan. 13, 1981	vs. NY Rangers	Bob MacMillan	failed	vs. Doug Soetaert
Jan. 8, 1981	vs. Washington	Kent Nilsson	failed	vs. Rollie Boutin
Oct. 9, 1976	vs. Philadelphia	Curt Bennett	scored	vs. Bernie Parent
Jan. 2, 1975	vs. Montreal	Jacques Richard	failed	vs. Ken Dryden
Feb. 16, 1974	at Toronto	Bob Leiter	scored	vs. Dunc Wilson



PENALTY SHOTS AGAINST

14 GOALS AGAINST IN 43 ATTEMPTS

Dec. 12, 2013	vs. Carolina	Jeff Skinner	failed	vs. Karri Ramo
Oct. 19, 2013	at San Jose	Brent Burns	failed	vs. Karri Ramo
Mar. 18, 2013	at Dallas	Antoine Roussel	failed	vs. Joey MacDonald
Dec. 6, 2011	vs. Carolina	Jiri Tlusty	scored	vs. Miikka Kiprusoff
Mar. 20, 2011	at Anaheim	Bobby Ryan	failed	vs. Henrik Karlsson
Mar. 4, 2011	vs. Columbus	Antoine Vermette	failed	vs. Miikka Kiprusoff
Mar. 4, 2011	vs. Columbus	Matt Calvert	failed	vs. Miikka Kiprusoff
Nov. 27, 2010	at Pittsburgh	Sidney Crosby	failed	vs. Miikka Kiprusoff
Oct. 30, 2010	vs. Washington	David Steckel	scored	vs. Henrik Karlsson
Jan. 21, 2010	vs. Chicago	Patrick Kane	failed	vs. Miikka Kiprusoff
Dec. 30, 2009	vs. Los Angeles	Dustin Brown	failed	vs. Miikka Kiprusoff
Nov. 4, 2009	at Dallas	Brendan Morrow	failed	vs. Curtis McElhinney
Nov. 6, 2008	vs. Nashville	Vernon Fiddler	scored	vs. Miikka Kiprusoff
Feb. 15, 2008	vs. Los Angeles	Jeff Giuliano	failed	vs. Miikka Kiprusoff
Feb. 3, 2006	vs. Vancouver	Alexandre Burrows	failed	vs. Miikka Kiprusoff
Dec. 29, 2005	vs. Minnesota	Brian Rolston	failed	vs. Miikka Kiprusoff
Nov. 12, 2005	vs. Colorado	Alex Tanguay	scored	vs. Miikka Kiprusoff
Oct. 17, 2005	vs. Phoenix	Oleg Saprykin	failed	vs. Miikka Kiprusoff
Dec. 29, 2003	vs. Minnesota	Richard Park	scored	vs. Miikka Kiprusoff
Mar. 16, 2003	at Anaheim	Paul Kariya	failed	vs. Jamie McLennan
Dec. 29, 2002	vs. Anaheim	Petr Sykora	failed	vs. Roman Turek
Apr. 9, 2002	at Atlanta	Jeff Cowan	failed	vs. Roman Turek
Jan. 11, 2002	vs. Phoenix	Michal Handzus	failed	vs. Roman Turek
Apr. 7, 2001	vs. Los Angeles	Zigmund Palffy	failed	vs. Fred Brathwaite
Dec. 7, 1998	vs. Dallas	Mike Modano	failed	vs. Tyler Moss
Apr. 13, 1998	at Los Angeles	Rob Blake	failed	vs. Dwayne Roloson
Mar. 22, 1998	vs. St. Louis	Darren Turcotte	failed	vs. Rick Tabaracci
Nov. 1, 1997	at Colorado	Joe Sakic	scored	vs. Tyler Moss
Jan. 14, 1996	at Colorado	Joe Sakic	scored	vs. Trevor Kidd
Mar. 7, 1995	at Chicago	Jeremy Roenick	failed	vs. Andrei Trefilov
Feb. 6, 1995	vs. Winnipeg	Teemu Selanne	failed	vs. Trevor Kidd
Nov. 24, 1993	vs. Toronto	Wendel Clark	scored	vs. Trevor Kidd
Jan. 16, 1992	at NY Rangers	Paul Broten	scored	vs. Michael Vernon
Oct. 19, 1991	at Vancouver	Gino Odjick	scored	vs. Michael Vernon
Mar. 14, 1989	at New Jersey	Kirk Muller	failed	vs. Michael Vernon
Dec. 23, 1988	at Edmonton	Craig MacTavish	scored	vs. Michael Vernon
Jan. 16, 1987	at Vancouver	Stan Smyl	scored	vs. Michael Vernon
Jan. 1, 1985	at Winnipeg	Bengt Lundholm	failed	vs. Rejean Lemelin
Dec. 6, 1983	at Quebec	Dale Hunter	scored	vs. Rejean Lemelin
Oct. 23, 1983	at Chicago	Denis Savard	failed	vs. Don Edwards
Jan. 3, 1979	at Toronto	Dan Maloney	failed	vs. Dan Bouchard
Feb. 9, 1978	at Los Angeles	Hartland Monahan	failed	vs. Dan Bouchard
Feb. 10, 1974	vs. Los Angeles	Whitey Widing	scored	vs. Phil Myre



ALL-TIME LEADERS

GAMES PLAYED

Jarome Iginla	1219	Tim Hunter	545	Hakan Loob	450
Robyn Regehr	826	Eric Vail	539	Tom Lysiak	445
Al MacInnis	803	Michael Vernon (G)	526	Bill Clement	444
Theoren Fleury	791	Paul Reinhart	517	Kent Nilsson	425
Joel Otto	730	Guy Chouinard	514	Robert Reichel	425
Jim Peplinski	711	Mark Giordano	510	Curtis Glencross	418
Gary Suter	617	Craig Conroy	507	Colin Patterson	416
Jamie Macoun	586	Lanny McDonald	492	Curt Bennett	405
Gary Roberts	585	Rey Comeau	468	Dan Bouchard (G)	398
Joe Nieuwendyk	577	Ken Houston	462	Ron Stern	396
Miikka Kiprusoff (G)	576	Willi Plett	452		

POINTS

Jarome Iginla	1095	Gary Suter	565	Eric Vail	452
Theoren Fleury	830	Kent Nilsson	562	Paul Reinhart	444
Al MacInnis	822	Guy Chouinard	529	Tom Lysiak	431
Joe Nieuwendyk	616	Gary Roberts	505	Hakan Loob	429

GOALS

Jarome Iginla	525	Kent Nilsson	229	Guy Chouinard	193
Theoren Fleury	364	Lanny McDonald	215	Hakan Loob	193
Joe Nieuwendyk	314	Al MacInnis	213	Joe Mullen	190
Gary Roberts	257	Eric Vail	206	Joel Otto	167

ASSISTS

Al MacInnis	609	Guy Chouinard	336	Tom Lysiak	276
Jarome Iginla	570	Paul Reinhart	335	Jim Peplinski	263
Theoren Fleury	466	Kent Nilsson	333	Joel Otto	261
Gary Suter	437	Joe Nieuwendyk	302	Gary Roberts	248

PENALTY MINUTES

Tim Hunter	2405	Theoren Fleury	1339	Gary Suter	872
Gary Roberts	1736	Ron Stern	1288	Jarome Iginla	831
Joel Otto	1642	Willi Plett	1267	Robyn Regehr	802
Jim Peplinski	1467	Al MacInnis	944	Sandy McCarthy	730



ALL-TIME LEADERS

CONTINUED

FIVE-GOAL GAMES

Joe Nieuwendyk	1
----------------	---

FOUR-GOAL GAMES

Joe Mullen	2	Jarome Iginla	1	Gary Roberts	1
Joe Nieuwendyk	2	Hakan Loob	1	Marc Savard	1
Kent Nilsson	2	Brian MacLellan	1	Garry Unger	1
Jiri Hrdina	1	Keith McCreary	1		
Mark Hunter	1	Jim Peplinski	1		

THREE-GOAL GAMES

Theoren Fleury	13	Ivan Boldirev	2	Chuck Kobasew	1
Kent Nilsson	13	Guy Chouinard	2	Dave Kryskow	1
Jarome Iginla	12	Bill Clement	2	Dan Labraaten	1
Joe Nieuwendyk	10	Jiri Hrdina	2	Daymond Langkow	1
Gary Roberts	10	Olli Jokinen	2	Gary Leeman	1
Lanny McDonald	9	Gary McAdam	2	Bob Leiter	1
Hakan Loob	6	Keith McCreary	2	Matthew Lombardi	1
Eddy Beers	5	Joel Otto	2	Tom Lysiak	1
Joe Mullen	5	Marc Savard	2	Al MacInnis	1
Eric Vail	5	Cory Stillman	2	Brian MacLellan	1
Ken Houston	4	German Titov	2	Marty McInnis	1
Robert Reichel	4	Carey Wilson	2	David Moss	1
Michael Cammalleri	3	Valeri Bure	1	Dana Murzyn	1
Rene Bourque	3	Rey Comeau	1	Owen Nolan	1
Curtis Glencross	3	Shean Donovan	1	Jim Peplinski	1
Mark Hunter	3	Johnny Gaudreau	1	Jean Pronovost	1
Bob MacMillan	3	Barry Gibbs	1	Paul Ranheim	1
Sergei Makarov	3	Bobby Gould	1	Mason Raymond	1
Willi Plett	3	Brett Hull	1	Paul Reinhart	1
Ron Stern	3	Kristian Huselius	1		
Curt Bennett	2	Josh Jooris	1		

Includes four- and five-goal games.



ALL-TIME LEADERS

CONTINUED

MULTI-GOAL GAMES

Jarome Iginla	94	Owen Nolan	4	Hnat Domenichelli	1
Theoren Fleury	47	Doug Risebrough	4	Ted Drury	1
Joe Nieuwendyk	47	Mikael Backlund	4	Deryk Engelland	1
Lanny McDonald	36	Perry Berezan	3	Kari Eloranta	1
Guy Chouinard	33	Andrew Cassels	3	Paul Fenton	1
Eric Vail	33	Dave Gagner	3	Andrew Ference	1
Gary Roberts	30	John Gould	3	Aaron Gavey	1
Kent Nilsson	29	Jamie Hislop	3	Mark Giordano	1
Robert Reichel	22	Phil Housley	3	Markus Granlund	1
Hakan Loob	21	Brian MacLellan	3	Marc Habscheid	1
Tom Lysiak	21	Marty McInnis	3	Niklas Hagman	1
Joe Mullen	18	Sean Monahan	3	Roman Hamrlik	1
Willi Plett	18	Michael Nylander	3	Paul Henderson	1
Michael Cammalleri	16	Jean Pronovost	3	Jonas Hoglund	1
Bob MacMillan	16	Leon Rochefort	3	Phil Housley	1
Joel Otto	15	Matt Stajan	3	Jiri Hudler	1
Curt Bennett	13	Tony Amonte	2	Cale Hulse	1
Rene Bourque	13	Brent Ashton	2	Tim Jackman	1
Ken Houston	13	Ivan Boldirev	2	Jim Jackson	1
Kristian Huselius	12	Lance Bouma	2	Kari Jalonen	1
Daymond Langkow	12	Dustin Boyd	2	David Jones	1
Valeri Bure	11	Roman Cervenka	2	Ed Kea	1
Rey Comeau	11	Chris Drury	2	Kelly Kisio	1
Curtis Glencross	11	Bryan Hextall	2	Tom Kostopoulos	1
Al MacInnis	11	Ernie Hicke	2	Paul Kruse	1
German Titov	11	Jiri Hrdina	2	Dave Kryskow	1
Doug Gilmour	10	Tim Hunter	2	Dan Labraaten	1
Sergei Makarov	10	Josh Jooris	2	Bobby Lalonde	1
Marc Savard	10	Sheldon Kennedy	2	Gary Leeman	1
Cory Stillman	10	Chuck Kobasew	2	Jordan Leopold	1
Carey Wilson	10	Red Laurence	2	Jocelyn Lemieux	1
Craig Conroy	9	Gerry Meehan	2	Dave Lowry	1
Kevin Lavallee	9	Brendan Morrison	2	Jamie Lundmark	1
Colin Patterson	9	Dion Phaneuf	2	Toni Lydman	1
Jim Peplinski	9	Harold Phillipoff	2	Jamie Macoun	1
Paul Ranheim	9	Mason Raymond	2	Randy Manery	1
Mel Bridgman	8	Steve Reinprecht	2	Gary McAdam	1
Mike Bullard	8	Darcy Rota	2	Corey Millen	1
Matthew Lombardi	8	Oleg Saprykin	2	Sean Monahan	1
Dan Quinn	7	Jeff Shantz	2	Derek Morris	1
Paul Reinhart	7	Bobby Simpson	2	Lew Morrison	1
Larry Romanchych	7	Matt Stajan	2	Richard Mulhern	1
Gary Suter	7	Ron Stern	2	Marty Murray	1
Eddy Beers	6	Steve Tambellini	2	Dana Murzyn	1
Martin Gelinas	6	Wes Walz	2	Rob Niedermayer	1
Brett Hull	6	Dennis Wideman	2	Marcus Nilson	1
David Moss	6	Clarke Wilm	2	Eric Nystrom	1
Mike Eaves	5	Akim Aliu	1	Michel Petit	1
Mark Hunter	5	Mikael Backlund	1	Ronald Petrovicky	1
Richard Kromm	5	Paul Baxter	1	Wayne Primeau	1
Bob Leiter	5	Steve Begin	1	Pat Quinn	1
Don Lever	5	Todd Bertuzzi	1	Byron Ritchie	1
John Stewart	5	Craig Berube	1	Kris Russell	1
Alex Tanguay	5	T.J. Brodie	1	Phil Russell	1
Steve Bozek	4	Paul Byron	1	Chris Simon	1
Bill Clement	4	Gino Cavallini	1	Martin St. Louis	1
Bill Flett	4	Chris Clark	1	Lee Stempniak	1
Johnny Gaudreau	4	Joe Colborne	1	John Tonelli	1
Hilliard Graves	4	Rene Corbet	1	Jason Weimer	1
Jiri Hudler	4	Denis Cyr	1	Jamie Wright	1
Olli Jokinen	4	Nigel Dawes	1	C.J. Young	1
Dean McAmmond	4	Bobby Dollas	1	Zarley Zalapski	1
Keith McCreary	4	Shean Donovan	1		



ALL-TIME TOP SEASONS

MOST POINTS

131	Kent Nilsson	1980-81	89	Jarome Iginla	2008-09	79	Sergei Makarov	1990-91
110	Joe Mullen	1988-89	88	Robert Reichel	1992-93		Gary Roberts	1992-93
108	Bob MacMillan	1978-79	87	Joe Mullen	1986-87	78	Theoren Fleury	1997-98
107	Guy Chouinard	1978-79	86	Sergei Makarov	1989-90	77	Tom Lysiak	1974-75
106	Hakan Loob	1987-88		Jarome Iginla	2010-11		Guy Chouinard	1979-80
104	Kent Nilsson	1982-83	85	Joe Mullen	1987-88		Al MacInnis	1991-92
	Theoren Fleury	1990-91		Doug Gilmour	1988-89		Kristian Huselius	2006-07
103	Mike Bullard	1987-88		Hakan Loob	1988-89		Daymond Langkow	2006-07
	Al MacInnis	1990-91		Joe Nieuwendyk	1990-91	76	Al MacInnis	1986-87
100	Theoren Fleury	1992-93		Theoren Fleury	1993-94		Gary Suter	1989-90
99	Kent Nilsson	1984-85	84	Gary Roberts	1993-94		Jiri Hudler	2014-15
98	Lanny McDonald	1982-83	83	Eric Vail	1978-79	75	Mel Bridgman	1981-82
	Jarome Iginla	2007-08		Guy Chouinard	1980-81		Paul Reinhart	1982-83
96	Theoren Fleury	1995-96		Al MacInnis	1987-88		Eddy Beers	1983-84
	Jarome Iginla	2001-02	82	Tom Lysiak	1975-76		Joe Nieuwendyk	1992-93
95	Joe Nieuwendyk	1989-90		Joe Nieuwendyk	1988-89		Joe Nieuwendyk	1993-94
94	Jarome Iginla	2006-07		Al MacInnis	1993-94		Valeri Bure	1999-00
93	Kent Nilsson	1979-80		Michael Cammalleri	2008-09		Craig Conroy	2001-02
	Robert Reichel	1993-94	81	Tom Lysiak	1976-77			
92	Joe Nieuwendyk	1987-88		Doug Gilmour	1990-91			
91	Gary Suter	1987-88		Gary Suter	1992-93			
	Doug Gilmour	1989-90		Alex Tanguay	2006-07			
90	Al MacInnis	1989-90	80	Guy Chouinard	1981-82			
	Gary Roberts	1991-92		Kent Nilsson	1983-84			

MOST GOALS

66	Lanny McDonald	1982-83	39	Eric Vail	1974-75	32	Eric Vail	1976-77
53	Gary Roberts	1991-92		Gary Roberts	1989-90		Kevin LaVallee	1981-82
52	Jarome Iginla	2000-01		Jarome Iginla	2006-07		Jarome Iginla	2009-10
51	Joe Nieuwendyk	1987-88		Michael Cammalleri	2008-09		Jarome Iginla	2011-12
	Joe Mullen	1988-89	38	Willi Plett	1980-81	31	Curt Bennett	1974-75
	Joe Nieuwendyk	1988-89		Joe Nieuwendyk	1992-93		Tom Lysiak	1975-76
	Theoren Fleury	1990-91		Gary Roberts	1992-93		Bob MacMillan	1977-78
50	Guy Chouinard	1978-79	37	Bob MacMillan	1978-79		Guy Chouinard	1979-80
	Hakan Loob	1987-88		Hakan Loob	1984-85		Guy Chouinard	1980-81
	Jarome Iginla	2007-08		Kent Nilsson	1984-85		Kent Nilsson	1983-84
49	Kent Nilsson	1980-81	36	Eddy Beers	1983-84		Hakan Loob	1985-86
48	Mike Bullard	1987-88		Joe Mullen	1989-90		Theoren Fleury	1989-90
47	Joe Mullen	1986-87		Joe Nieuwendyk	1993-94		Jarome Iginla	2000-01
46	Kent Nilsson	1982-83	35	Eric Vail	1978-79		Jiri Hudler	2014-15
	Theoren Fleury	1995-96		Valeri Bure	1999-00		Sean Monahan	2014-15
45	Joe Nieuwendyk	1989-90		Jarome Iginla	2002-03	30	Tom Lysiak	1976-77
	Joe Nieuwendyk	1990-91		Jarome Iginla	2005-06		Jim Peplinski	1981-82
43	Jarome Iginla	2010-11		Jarome Iginla	2008-09		Hakan Loob	1983-84
41	Gary Roberts	1993-94	34	Curt Bennett	1975-76		Dan Quinn	1985-86
	Jarome Iginla	2003-04		Lanny McDonald	1981-82		Sergei Makarov	1990-91
40	Kent Nilsson	1979-80		Theoren Fleury	1992-93		Daymond Lankow	2007-08
	Joe Mullen	1987-88		Kristian Huselius	2006-07			
	Robert Reichel	1992-93	33	Willi Plett	1976-77			
	Robert Reichel	1993-94		Lanny McDonald	1983-84			
	Theoren Fleury	1993-94		Theoren Fleury	1991-92			
				Daymond Lankow	2006-07			



ALL-TIME TOP SEASONS

CONTINUED

MOST ASSISTS

82	Kent Nilsson	1980-81	57	Guy Chouinard	1978-79	50	Gary Suter	1985-86
75	Al MacInnis	1990-91		Guy Chouinard	1981-82		Joe Nieuwendyk	1989-90
71	Bob MacMillan	1978-79		Al MacInnis	1985-86		Theoren Fleury	1995-96
70	Gary Suter	1987-88		Al MacInnis	1991-92	49	Paul Reinhart	1980-81
67	Doug Gilmour	1989-90	56	Al MacInnis	1986-87		Mel Bridgman	1981-82
66	Theoren Fleury	1992-93		Hakan Loob	1987-88		Kent Nilsson	1983-84
62	Kent Nilsson	1984-85	55	Mike Bullard	1987-88		Gary Suter	1988-89
	Al MacInnis	1989-90		Jarome Iginla	2006-07		Sergei Makarov	1990-91
	Sergei Makarov	1989-90	54	Al MacInnis	1993-94	48	Eric Vail	1978-79
61	Doug Gilmour	1990-91		Jarome Iginla	2008-09		Paul Reinhart	1981-82
60	Gary Suter	1989-90	53	Kent Nilsson	1979-80		Carey Wilson	1984-85
59	Guy Chouinard	1982-83		Paul Reinhart	1986-87		Sergei Makarov	1991-92
	Doug Gilmour	1988-89		Theoren Fleury	1990-91		Robert Reichel	1992-93
	Joe Mullen	1988-89		Robert Reichel	1993-94		Craig Conroy	2001-02
	Alex Tanguay	2006-07	52	Tom Lysiak	1974-75		Jarome Iginla	2007-08
58	Kent Nilsson	1982-83		Guy Chouinard	1980-81			
	Paul Reinhart	1982-83		Al MacInnis	1984-85			
	Al MacInnis	1987-88	51	Tom Lysiak	1975-76			
	Al MacInnis	1988-89		Tom Lysiak	1976-77			
	Hakan Loob	1988-89		Pekka Rautakallio	1981-82			
	Gary Suter	1990-91		Theoren Fleury	1997-98			
	Gary Suter	1992-93						

MOST PENALTY MINUTES

375	Tim Hunter	1988-89	243	Ron Stern	1993-94	194	Paul Baxter	1985-86
361	Tim Hunter	1986-87	241	Jim Peplinski	1988-89		Mark Hunter	1988-89
338	Ron Stern	1991-92	239	Willi Plett	1980-81	192	Joel Otto	1987-88
337	Tim Hunter	1987-88	234	Jim Peplinski	1987-88	188	Joel Otto	1985-86
291	Tim Hunter	1985-86	231	Willi Plett	1979-80	186	Theoren Fleury	1993-94
288	Willi Plett	1981-82	222	Gary Roberts	1989-90	185	Joel Otto	1986-87
282	Gary Roberts	1987-88	214	Jim Peplinski	1985-86		Paul Kruse	1993-94
279	Tim Hunter	1989-90	213	Willi Plett	1978-79	183	Joel Otto	1990-91
271	Neil Sheehy	1985-86		Joel Otto	1988-89	182	Paul Baxter	1983-84
259	Tim Hunter	1984-85	209	Craig Berube	1992-93		Dion Phaneuf	2007-08
252	Gary Roberts	1990-91	208	Todd Simpson	1996-97	181	Jim Peplinski	1986-87
250	Gary Roberts	1988-89	207	Gary Roberts	1991-92			
	Chris Simon	2003-04		Ron Stern	1992-93			
247	Krzysztof Oliwa	2003-04	197	Theoren Fleury	1997-98			



ALL-TIME TOP SEASONS

CONTINUED

MOST WINS

45	Miikka Kiprusoff	2008-09	29	Rejean Lemelin	1985-86	20	Dan Bouchard	1974-75
42	Miikka Kiprusoff	2005-06		Michael Vernon	1992-93	19	Dan Bouchard	1973-74
40	Miikka Kiprusoff	2006-07	27	Roman Turek	2002-03		Dan Bouchard	1975-76
39	Michael Vernon	1987-88	26	Michael Vernon	1993-94		Dan Bouchard	1979-80
	Miikka Kiprusoff	2007-08		Jonas Hiller	2014-15		Pat Riggan	1981-82
37	Michael Vernon	1988-89	25	Dan Bouchard	1977-78		Rick Tabaracci	1995-96
	Miikka Kiprusoff	2010-11		Fred Brathwaite	1999-00			
35	Miikka Kiprusoff	2009-10	24	Michael Vernon	1991-92			
	Miikka Kiprusoff	2011-12		Miikka Kiprusoff	2003-04			
32	Dan Bouchard	1978-79	23	Dan Bouchard	1979-80			
31	Michael Vernon	1990-91		Michael Vernon	1989-90			
30	Rejean Lemelin	1984-85	22	Trevor Kidd	1994-95			
	Michael Vernon	1986-87	21	Pat Riggan	1980-81			
	Roman Turek	2001-02		Rejean Lemelin	1983-84			
				Trevor Kidd	1996-97			

MOST LOSSES

30	Michael Vernon	1991-92	22	Rick Tabaracci	1997-98
29	Roman Turek	2002-03		Miikka Kiprusoff	2011-12
28	Roman Turek	2001-02	21	Dan Bouchard	1978-79
	Miikka Kiprusoff	2009-10		Michael Vernon	1986-87
26	Michael Vernon	1992-93		Trevor Kidd	1995-96
	Miikka Kiprusoff	2007-08	20	Miikka Kiprusoff	2005-06
25	Fred Brathwaite	1999-00	19	Dan Bouchard	1979-80
24	Rejean Lemelin	1985-86		Pat Riggan	1981-82
	Miikka Kiprusoff	2006-07		Don Edwards	1983-84
	Miikka Kiprusoff	2008-09		Michael Vernon	1990-91
	Miikka Kiprusoff	2010-11		Jonas Hiller	2014-15
23	Phil Myre	1972-73			
	Trevor Kidd	1996-97			
	Michael Vernon	2000-01			



FLAMES CAREER SCORING

PLAYER	GP	G	A	PTS	PIM
1 Iginla, Jarome	1219	525	570	1095	831
2 Fleury, Theoren	791	364	466	830	1339
3 MacInnis, Al	803	213	609	822	944
4 Nieuwendyk, Joe	577	314	302	616	330
5 Suter, Gary	617	128	437	565	872
6 Nilsson, Kent	425	229	333	562	90
7 Chouinard, Guy	514	193	336	529	110
8 Roberts, Gary	585	257	248	505	1736
9 Vail, Eric	539	206	246	452	246
10 Reinhart, Paul	517	109	335	444	203
11 Lysiak, Tom	445	155	276	431	329
12 Loob, Hakan	450	193	236	429	189
13 Otto, Joel	730	167	261	428	1642
14 Peplinski, Jim	711	161	263	424	1467
15 McDonald, Lanny	492	215	191	406	408
16 Mullen, Joe	345	190	198	388	95
17 Reichel, Robert	425	153	201	354	217
18 Conroy, Craig	507	97	211	308	276
19 Plett, Willi	452	150	149	299	1267
T-20 MacMillan, Bob	308	122	173	295	111
T-20 Gilmour, Doug	266	81	214	295	286
22 Makarov, Sergei	297	94	198	292	199
23 Langkow, Daymond	392	123	165	288	159
24 Tanguay, Alex	342	86	198	284	166
25 Houston, Ken	462	128	145	273	516
26 Bennett, Curt	405	126	140	266	190
27 Wilson, Carey	355	102	161	263	160
28 Macoun, Jamie	586	62	184	246	664
29 Giordano, Mark	510	66	179	245	466
30 Glencross, Curtis	418	114	128	242	290
31 Housley, Phil	328	50	188	238	140
32 Stillman, Cory	393	109	126	235	192
T-33 Titov, German	345	107	121	228	142
T-33 Phaneuf, Dion	378	75	153	228	522
35 Clement, Bill	444	85	139	224	197
36 Comeau, Rey	468	88	126	214	153
37 Ranheim, Paul	354	94	100	194	105
T-38 Bure, Valeri	256	93	99	192	100
T-38 Beers, Eddy	226	87	105	192	232
40 Quinn, Dan	222	72	119	191	100
41 Patterson, Colin	416	88	99	187	187
42 Huselius, Kristian	216	74	108	182	102
43 Cammalleri, Michael	216	89	89	178	111
44 Manery, Randy	377	30	142	172	242
45 Risebrough, Doug	247	68	101	169	583
46 Lombardi, Matthew	347	65	102	167	225
47 Jokinen, Olli	236	59	106	165	169
48 Bourque, Rene	249	88	76	164	241
T-49 Romanchych, Larry	288	68	95	163	100
T-49 Morris, Derek	343	34	129	163	385
T-49 Regehr, Robyn	827	29	134	163	802
T-52 Bullard, Mike	136	76	81	157	102
T-52 Hudler, Jiri	195	58	99	157	52
T-54 Savard, Marc	221	60	94	154	158

PLAYER	GP	G	A	PTS	PIM
T-54 Rautakallio, Pekka	235	33	121	154	122
56 Leiter, Bobby	234	64	81	145	41
57 Bozek, Steve	261	64	79	143	80
58 Stajan, Matt	329	43	95	138	159
59 Russell, Phil	322	29	103	132	469
60 LaVallee, Kevin	212	66	65	131	63
61 Backlund, Mikael	298	51	77	128	115
T-62 Stern, Ron	396	59	66	125	1288
T-62 Bridgman, Mel	142	45	80	125	197
64 Moss, David	317	61	63	124	94
65 Tonelli, John	161	40	76	116	164
66 Kea, Ed	316	22	92	114	283
67 Pronovost, Jean	155	52	58	110	42
T-68 Hunter, Tim	545	49	59	108	2405
T-68 Nylander, Michael	168	34	74	108	54
T-68 Eloranta, Kari	255	12	96	108	149
71 Lever, Don	113	48	58	106	66
72 Kromm, Richard	189	43	61	104	90
73 Richard, Jacques	215	57	46	103	108
74 Konroyd, Steve	350	18	83	101	386
75 Brodie, T.J.	266	19	81	100	74
T-76 McCreary, Keith	231	49	50	99	91
T-76 Wideman, Dennis	172	25	74	99	64
T-76 Quinn, Pat	374	12	87	99	555
79 Hislop, Jamie	215	37	61	98	65
80 Bouwmeester, Jay	279	18	79	97	134
T-81 Monahan, Sean	156	53	43	96	20
T-81 Yelle, Stephane	339	31	65	96	174
T-83 Lalonde, Bobby	155	38	56	94	54
T-83 Hrdina, Jiri	157	36	58	94	63
T-85 Eaves, Mike	117	28	65	93	30
T-85 Lydman, Toni	289	19	74	93	140
T-87 Mulhern, Richard	207	25	67	92	153
88 Graves, Hilliard	172	37	54	91	63
89 Ecclestone, Tim	220	28	62	90	92
90 Gelinat, Martin	157	38	49	87	121
91 Shantz, Jeff	256	33	53	86	151
92 Gould, John	194	35	50	85	47
T-93 Stempniak, Lee	160	31	52	83	56
T-93 McCrimmon, Brad	231	16	67	83	274
T-95 McAmmond, Dean	137	38	43	81	78
T-95 Cassels, Andrew	151	29	52	81	50
T-97 Phillipoff, Harold	118	26	53	79	241
T-97 Murdoch, Bob	262	16	63	79	202
99 Shand, Dave	288	14	63	77	324
T-100 Saprykin, Oleg	187	29	47	76	132
T-100 Zalapski, Zarley	178	21	55	76	220
102 Chiasson, Steve	168	15	59	74	133
T-103 Berezan, Perry	152	31	42	73	154
T-103 Wilm, Clarke	303	31	42	73	250
105 Amonte, Tony	161	24	48	72	83
T-106 Clark, Chris	278	35	36	71	363
T-106 Kobasew, Chuck	210	34	37	71	160
T-106 Leopold, Jordan	233	16	55	71	110



FLAMES CAREER SCORING

CONTINUED

PLAYER	GP	G	A	PTS	PIM
T-106 Albelin, Tommy	339	12	59	71	92
T-110 MacLellan, Brian	134	35	35	70	95
T-110 Patrick, James	217	14	56	70	82
T-112 Lowry, Dave	193	31	38	69	131
T-112 Aucoin, Adrian	157	20	49	69	83
114 Gibbs, Barry	208	13	55	68	218
115 Stewart, John	142	35	32	67	71
116 Wiemer, Jason	252	34	32	66	567
T-117 Donovan, Shean	175	28	37	65	161
T-117 Gaudreau, Johnny	81	25	40	65	14
119 Hamrlik, Roman	126	14	50	64	144
T-120 Musil, Frank	335	18	45	63	505
T-120 Russell, Kris	147	11	52	63	32
T-120 Ference, Andrew	224	10	53	63	210
123 Nattress, Ric	226	9	53	62	204
T-124 Hunter, Mark	133	34	26	60	358
T-124 Gagner, Dave	82	27	33	60	48
126 Sarich, Cory	379	10	49	59	462
T-127 Reinprecht, Steve	96	17	41	58	28
T-127 Gauthier, Denis	384	13	45	58	515
129 Boyd, Dustin	192	28	29	57	35
T-130 Colborne, Joe	144	18	38	56	77
T-130 Walz, Wes	92	17	39	56	27
T-130 Yawney, Trent	274	11	45	56	368
T-133 McCarthy, Sandy	276	30	25	55	730
T-133 Murzyn, Dana	201	16	39	55	404
T-133 Baxter, Paul	209	16	39	55	568
T-136 Tambellini, Steve	120	34	20	54	20
T-136 Boldirev, Ivan	65	22	32	54	26
T-136 Morrison, Brendan	94	13	41	54	22
T-139 Kruse, Paul	246	24	29	53	614
T-139 Drury, Chris	80	23	30	53	33
T-139 McInnis, Marty	91	23	30	53	42
T-139 Bouma, Lance	199	22	31	53	108
T-139 Hulse, Cale	277	10	43	53	449
144 Hull, Brett	57	27	24	51	12
T-145 Hoglund, Jonas	118	25	24	49	28
T-145 Rochefort, Leon	110	19	30	49	23
T-147 Flett, Bill	102	27	21	48	36
T-147 St. Sauveur, Claude	79	24	24	48	23
T-147 Sullivan, Mike	205	20	28	48	54
T-147 Lemieux, Jean	140	10	38	48	35
T-147 Petit, Michel	134	8	40	48	243
T-152 Jones, David	115	23	24	47	28
T-152 Sheehy, Neil	222	13	34	47	725
T-154 Byron, Paul	130	16	30	46	39
T-154 Nazarov, Andrei	112	15	31	46	108
T-154 Bourgeois, Charles	162	12	34	46	430
T-157 Jackson, Jim	107	15	30	45	20
T-157 Price, Noel	199	5	40	45	160
T-159 Harvey, Buster	80	17	27	44	16
T-159 Bertuzzi, Todd	66	15	29	44	74
T-159 Marsh, Brad	257	3	41	44	317
T-162 Domenichelli, Hnat	96	20	23	43	31

PLAYER	GP	G	A	PTS	PIM
T-162 Ribble, Pat	203	12	31	43	188
T-164 Nilsson, Marcus	194	19	23	42	77
T-164 Hagman, Niklas	106	17	25	42	28
T-164 Johansson, Roger	150	8	34	42	157
T-167 Simpson, Bobby	127	23	18	41	94
T-167 Kisio, Kelly	63	14	27	41	34
T-167 Meehan, Gerry	62	11	30	41	8
T-170 Hextall, Bryan	114	20	20	40	117
T-170 Ward, Ed	215	16	24	40	284
T-170 Kryskow, Dave	79	15	25	40	65
T-170 Millen, Corey	92	15	25	40	42
T-174 Nystrom, Eric	204	19	20	39	191
T-174 Lundmark, Jamie	99	16	23	39	72
T-174 Labadie, Chris	194	5	34	39	92
T-177 Hindmarch, Dave	98	21	17	38	25
T-177 Labraaten, Dan	70	19	19	38	19
T-177 Niedermayer, Rob	111	14	24	38	91
T-177 Babchuk, Anton	104	10	28	38	26
T-181 Hicke, Ernie	58	14	23	37	37
T-181 Warriner, Rhett	231	11	26	37	239
183 Jackman, Tim	209	13	23	36	297
184 Matteau, Stephane	82	16	19	35	112
T-185 Laurence, Red	59	14	20	34	6
T-185 Kravchuk, Igor	115	4	30	34	23
T-185 Vernon, Michael (G)	526	0	34	34	192
188 Unger, Garry	79	17	16	33	39
T-189 Rota, Darcy	57	19	13	32	70
T-189 Dawes, Nigel	66	14	18	32	18
T-191 Cavallini, Gino	54	13	17	30	40
T-191 Lindsay, Bill	132	9	21	30	183
T-191 Simpson, Todd	214	4	26	30	500
T-194 Cyr, Denis	66	14	15	29	13
T-194 Bradley, Brian	45	10	19	29	16
T-194 Dahl, Kevin	179	7	22	29	149
T-197 Lindberg, Chris	79	11	17	28	35
T-197 Baertschi, Sven	61	8	20	28	22
T-199 Nichol, Scott	128	13	14	27	256
T-199 McAdam, Gary	46	12	15	27	18
T-199 Simon, Chris	85	11	16	27	119
T-199 Berube, Craig	234	10	17	27	628
T-203 Begin, Steve	159	15	11	26	214
T-203 Kostopoulos, Tom	140	11	15	26	101
T-203 Pardy, Adam	147	4	22	26	141
T-203 Keczmer, Dan	98	3	23	26	72
T-207 Kennedy, Sheldon	71	10	15	25	81
T-207 MacMillan, Bill	78	10	15	25	52
T-209 Josh Jooris	60	12	12	24	16
T-209 Carriere, Larry	100	6	18	24	112
T-211 Kennedy, Mason	57	12	11	23	8
T-211 Leeman, Gary	59	11	12	23	37
T-211 Corbet, Rene	68	9	14	23	70
T-211 Boughner, Bob	148	5	18	23	293
T-211 Ramage, Rob	80	4	19	23	193
T-216 Comeau, Blake	91	9	13	22	38



FLAMES CAREER SCORING

CONTINUED

PLAYER	GP	G	A	PTS	PIM
T-216 Dahlquist, Chris	151	4	18	22	118
T-218 Granlund, Markus	55	10	11	21	16
T-218 Gavey, Aaron	67	9	12	21	58
T-218 Petrovicky, Ronald	107	9	12	21	139
T-218 Bouchard, Joel	126	9	12	21	106
T-218 Primeau, Wayne	94	6	15	21	76
T-218 Smith, Steve	102	1	20	21	139
T-224 Ritchie, Byron	109	12	8	20	137
T-224 Hlushko, Todd	76	7	13	20	84
T-224 Wright, Jamie	63	6	14	20	32
T-224 St. Louis, Martin	69	4	16	20	32
T-224 Zaharko, Miles	71	1	19	20	26
T-229 Cowan, Jeff	83	14	5	19	130
T-229 McDonough, Al	35	10	9	19	15
T-229 Ashton, Brent	32	8	11	19	41
T-229 Sweeney, Tim	53	8	11	19	12
T-229 Glynn, Brian	68	5	14	19	87
T-234 Redmond, Dick	42	7	11	18	16
T-234 Habscheid, Marc	46	7	11	18	42
T-234 Torgaev, Pavel	50	6	12	18	18
T-234 Horak, Roman	81	5	13	18	16
T-234 Eriksson, Anders	61	1	17	18	36
T-234 White, Ian	43	6	12	18	18
T-240 Cervenka, Roman	39	9	8	17	14
T-240 Christoff, Steve	45	9	8	17	62
T-240 Galiardi, T.J.	62	4	13	17	21
T-243 Forslund, Tomas	44	5	11	16	12
T-243 Huscroft, Jamie	109	3	13	16	279
T-243 Racine, Yves	46	1	15	16	24
T-243 Bouchard, Dan (G)	398	0	16	16	146
T-247 Jalonen, Kari	34	9	6	15	4
T-247 McGrattan, Brian	137	8	7	15	239
T-247 Dubinsky, Steve	84	4	11	15	18
T-247 Fox, Greg	80	1	14	15	95
T-247 Lemelin, Rejean (G)	324	0	15	15	53
T-252 Mokusak, Carl	42	7	7	14	87
T-252 Evason, Dean	67	7	7	14	38
T-252 Dowd, Jim	48	6	8	14	12
T-252 Dunn, Richie	80	3	11	14	47
T-256 Henderson, Paul	30	7	6	13	6
T-256 Arnason, Chuck	33	7	6	13	13
T-256 McCarty, Darren	99	7	6	13	175
T-256 DeGray, Dale	28	6	7	13	29
T-256 Staios, Steve	57	4	9	13	40
T-256 Allison, Jamie	101	3	10	13	163
T-256 O'Sullivan, Chris	49	2	11	13	14
T-256 Plager, Bill	76	2	11	13	92
T-256 Smith, Derek	83	2	11	13	24
T-265 Friesen, Jeff	72	6	6	12	34
T-265 Fenton, Paul	31	5	7	12	10
T-265 Drury, Ted	34	5	7	12	26
T-265 Wilson, Bert	50	5	7	12	94
T-265 Buzek, Petr	76	4	8	12	28
T-265 Bialowas, Dwight	48	3	9	12	22

PLAYER	GP	G	A	PTS	PIM
T-265 Sloan, Blake	74	2	10	12	32
T-265 Hannan, Scott	78	2	10	12	38
T-273 Smith, Brad	49	7	4	11	69
T-273 Kotalik, Ales	52	7	4	11	37
T-273 Paslawski, Greg	28	6	5	11	2
T-273 Tkaczuk, Daniel	19	4	7	11	14
T-273 Carr, Gene	30	3	8	11	6
T-273 Priakin, Sergei	46	3	8	11	2
T-273 Engelland, Deryk	76	2	9	11	53
T-273 Krivokrasov, Sergei	12	1	10	11	4
T-273 Picard, Noel	57	1	10	11	53
T-282 Meredith, Greg	36	6	4	10	8
T-282 Setoguchi, Devin	19	3	7	10	4
T-282 Johansson, Andreas	28	3	7	10	14
T-282 Dollas, Bobby	49	3	7	10	28
T-282 Kyte, Jim	63	0	10	10	260
T-282 Turek, Roman (G)	152	0	10	10	18
T-282 Kiprusoff, Miikka (G)	576	0	10	10	43
T-289 Fotiu, Nick	51	5	4	9	166
T-289 Lapointe, Claude	32	4	5	9	20
T-289 Johansson, Mathias	46	4	5	9	12
T-289 Jontander, Steve	94	4	5	9	201
T-289 Gratton, Norm	29	3	6	9	12
T-289 McKendry, Alex	36	3	6	9	19
T-289 Brown, Arnie	63	3	6	9	46
T-289 Murray, Bob	104	3	6	9	56
T-289 Stiles, Tony	30	2	7	9	20
T-289 Osiecki, Mark	50	2	7	9	24
T-289 Shannon, Darryl	27	1	8	9	22
T-289 Vandermeer, Jim	67	1	8	9	149
T-289 Paradise, Bob	89	1	8	9	116
T-289 Kidd, Trevor (G)	178	0	9	9	12
T-303 Deadmarsh, Butch	61	7	1	8	97
T-303 Lemieux, Jocelyn	20	4	4	8	10
T-303 Nieminen, Ville	19	3	5	8	18
T-303 Godyniuk, Alexander	33	3	5	8	23
T-303 Betts, Blair	35	3	5	8	12
T-308 Westgarth, Kevin	48	4	3	7	68
T-308 Jones, Blair	50	3	4	7	39
T-308 Courteau, Yves	18	2	5	7	4
T-308 Bergqvist, Jonas	22	2	5	7	10
T-308 Werenka, Brad	45	2	5	7	37
T-308 Prust, Brandon	78	2	5	7	202
T-308 Schlegel, Brad	26	1	6	7	4
T-308 Smid, Ladislav	87	1	6	7	75
T-308 Guy, Kevan	42	0	7	7	33
T-317 Murray, Marty	26	3	3	6	6
T-317 Roche, Dave	38	3	3	6	49
T-317 Dingman, Chris	72	3	3	6	166
T-317 Skrudland, Brian	16	2	4	6	10
T-317 Viitakoski, Vesa	23	2	4	6	8
T-317 Harris, Ron	24	2	4	6	8
T-317 Green, Josh	36	2	4	6	24
T-317 Gratton, Benoit	24	1	5	6	24



FLAMES CAREER SCORING

CONTINUED

PLAYER	GP	G	A	PTS	PIM
T-317 Mayers, Jamal	27	1	5	6	53
T-317 Churla, Shane	34	1	5	6	158
T-317 Simard, Martin	37	1	5	6	172
T-317 Sjostrom, Fredrik	46	1	5	6	8
T-317 Zyuzin, Andrei	49	1	5	6	30
T-317 Riggins, Pat (G)	119	0	6	6	11
T-331 MacDonald, Craig	25	3	2	5	8
T-331 Young, C.J.	28	3	2	5	20
T-331 Oliwa, Krzysztof	65	3	2	5	247
T-331 Coxe, Craig	7	2	3	5	32
T-331 Ingarfield, Earl, Jr.	17	2	3	5	6
T-331 Harkins, Todd	20	2	3	5	29
T-331 Ferland, Micheal	26	2	3	5	16
T-331 Hentunen, Jukka	28	2	3	5	4
T-331 Smyth, Greg	42	2	3	5	110
T-331 Leclerc, Mike	15	1	4	5	8
T-331 Talafovs, Dean	18	1	4	5	13
T-331 Volcan, Mickey	19	1	4	5	18
T-331 Reinhart, Max	23	1	4	5	6
T-331 Johnson, Terry	24	1	4	5	71
T-331 Sabourin, Ken	27	1	4	5	72
T-331 Bollig, Brandon	62	1	4	5	88
T-331 Borschevsky, Nikolai	8	0	5	5	0
T-331 Stuart, Brad	27	0	5	5	18
T-331 Reese, Jeff (G)	39	0	5	5	16
T-331 Holt, Randy	56	0	5	5	174
T-331 Myre, Phil (G)	211	0	5	5	23
T-352 Diaz, Raphael	56	2	2	4	10
T-352 Featherstone, Glen	13	1	3	4	19
T-352 Bureau, Marc	19	1	3	4	8
T-352 Regehr, Richie	20	1	3	4	6
T-352 Sutter, Ron	21	1	3	4	12
T-352 Hay, Dwayne	49	1	3	4	16
T-352 Smith, Mark	54	1	3	4	59
T-352 Wotherspoon, Tyler	15	0	4	4	4
T-352 Engblom, Brian	32	0	4	4	28
T-352 Bowness, Rick	33	0	4	4	29
T-352 Seiling, Rod	36	0	4	4	12
T-352 Roloson, Dwayne (G)	70	0	4	4	12
T-352 Tabaracci, Rick (G)	97	0	4	4	22
T-365 Varlamov, Sergei	8	3	0	3	0
T-365 Gould, Bob	20	3	0	3	4
T-365 Roy, Andre	44	3	0	3	83
T-365 Aliu, Akim	7	2	1	3	26
T-365 Eakin, Bruce	9	2	1	3	4
T-365 Markwart, Nevin	10	2	1	3	25
T-365 Sarault, Yves	11	2	1	3	4
T-365 Andersson, Erik	12	2	1	3	8
T-365 Higgins, Christopher	12	2	1	3	0
T-365 May, Alan	7	1	2	3	1
T-365 Cundari, Mark	8	1	2	3	2
T-365 McTavish, Dale	9	1	2	3	2
T-365 Kronwall, Staffan	11	1	2	3	2
T-365 Shore, Drew	11	1	2	3	0

PLAYER	GP	G	A	PTS	PIM
T-365 Kohn, Ladislav	12	1	2	3	4
T-365 Rioux, Pierre	14	1	2	3	4
T-365 Hanowski, Ben	16	1	2	3	2
T-365 Dupont, Micki	18	1	2	3	6
T-365 Johnson, Aaron	22	1	2	3	19
T-365 Marchment, Bryan	37	1	2	3	75
T-365 Bassen, Bob	41	1	2	3	35
T-365 Pelech, Matt	5	0	3	3	9
T-365 Esau, Len	7	0	3	3	7
T-365 Dwyer, Mike	9	0	3	3	4
T-365 Billins, Chad	10	0	3	3	0
T-365 Pankewicz, Greg	17	0	3	3	20
T-365 Mohnds, Doug	28	0	3	3	10
T-365 O'Brien, Shane	45	0	3	3	58
T-365 Belak, Wade	72	0	3	3	218
T-365 Edwards, Don (G)	114	0	3	3	6
T-365 Brathwaite, Fred (G)	138	0	3	3	45
T-396 Haas, David	2	1	1	2	7
T-396 Sweeney, Bob	6	1	1	2	6
T-396 Agostino, Kenny	8	1	1	2	0
T-396 Greig, Mark	8	1	1	2	2
T-396 Byers, Jerry	12	1	1	2	9
T-396 Stefaniw, Morris	13	1	1	2	2
T-396 Landry, Eric	15	1	1	2	4
T-396 Sutter, Brett	18	1	1	2	12
T-396 Wappel, Gord	20	1	1	2	10
T-396 Van der Gulik, David	6	0	2	2	0
T-396 Lessard, Rick	7	0	2	2	2
T-396 MacDermid, Lane	7	0	2	2	12
T-396 Breen, Chris	9	0	2	2	5
T-396 Korn, Jim	9	0	2	2	26
T-396 Loyns, Lynn	12	0	2	2	2
T-396 Morgan, Jason	13	0	2	2	2
T-396 Ortio, Joni (G)	15	0	2	2	0
T-396 Meyer, Stefan	16	0	2	2	17
T-396 Brigley, Travis	19	0	2	2	6
T-396 Street, Ben	19	0	2	2	4
T-396 Hanson, Keith	25	0	2	2	77
T-396 Dadswell, Doug (G)	27	0	2	2	2
T-396 Ketter, Kerry	41	0	2	2	58
T-396 Hale, David	69	0	2	2	56
T-396 Wamsley, Rick (G)	111	0	2	2	12
T-421 O'Flaherty, Gerry	1	1	0	1	2
T-421 Botterill, Jason	6	1	0	1	2
T-421 Knight, Corban	9	1	0	1	0
T-421 Chernomaz, Richard	14	1	0	1	6
T-421 Peters, Warren	16	1	0	1	12
T-421 Bennett, Sam	1	0	1	1	0
T-421 Lemieux, Richard	1	0	1	1	0
T-421 Bolduc, Dan	2	0	1	1	0
T-421 Botting, Cam	2	0	1	1	0
T-421 Negrin, John	3	0	1	1	2
T-421 Malgunas, Stewart	4	0	1	1	2
T-421 Sabourin, Dany (G)	4	0	1	1	0



FLAMES CAREER SCORING

CONTINUED

PLAYER	GP	G	A	PTS	PIM
T-421 Zemlak, Richard	5	0	1	1	42
T-421 Poirier, Emile	6	0	1	1	0
T-421 Helenius, Sami	7	0	1	1	8
T-421 Larose, Guy	7	0	1	1	4
T-421 Miller, Brad	8	0	1	1	14
T-421 Andersson, Niklas	11	0	1	1	4
T-421 Irving, Leland (G)	13	0	1	1	0
T-421 Kolanos, Krys	13	0	1	1	2
T-421 Nemisz, Greg	15	0	1	1	0
T-421 Norwood, Lee	16	0	1	1	16
T-421 Eakins, Dallas	17	0	1	1	11
T-421 Moss, Tyler (G)	17	0	1	1	0
T-421 Carson, Brett	18	0	1	1	0
T-421 Commodore, Mike	18	0	1	1	44
T-421 Mikkelsen, Brendan	19	0	1	1	2
T-421 Lakovic, Sasha	19	0	1	1	54
T-421 Giguere, J-S (G)	22	0	1	1	6
T-421 Fata, Rico	27	0	1	1	10
T-421 Wregget, Ken (G)	27	0	1	1	8
T-421 Charron, Eric	35	0	1	1	55
T-421 McLennan, Jamie (G)	57	0	1	1	34
T-421 Ramo, Karri (G)	74	0	1	1	10
T-455 Arnold, Bill	1	0	0	0	0
T-455 Bartel, Robin	1	0	0	0	0
T-455 Dome, Robert	1	0	0	0	0
T-455 Heaphy, Shawn	1	0	0	0	0
T-455 Keetley, Matt (G)	1	0	0	0	0
T-455 Kulak, Brett	1	0	0	0	2
T-455 Lamb, Mark	1	0	0	0	0
T-455 Lebeau, Patrick	1	0	0	0	0
T-455 Maki, Tomi	1	0	0	0	0
T-455 Olsen, Darryl	1	0	0	0	0
T-455 Ramage, John	1	0	0	0	0
T-455 Ramhoit, Tim	1	0	0	0	0
T-455 Schulte, Paxton	1	0	0	0	2
T-455 Sharples, Scott (G)	1	0	0	0	0
T-455 Skalde, Jarrod	1	0	0	0	0
T-455 Turnbull, Randy	1	0	0	0	2
T-455 Whitmore, Kay (G)	1	0	0	0	0
T-455 Ahola, Peter	2	0	0	0	0
T-455 Bancks, Carter	2	0	0	0	0
T-455 Bucyk, Randy	2	0	0	0	0
T-455 Christie, Ryan	2	0	0	0	0
T-455 Chucko, Kris	2	0	0	0	2
T-455 Curtale, Tony	2	0	0	0	0
T-455 Freer, Mark	2	0	0	0	4
T-455 Greentree, Kyle	2	0	0	0	0
T-455 Hogoboam, Bill	2	0	0	0	0
T-455 Ivanans, Raitis	2	0	0	0	5
T-455 Letang, Alan	2	0	0	0	0

PLAYER	GP	G	A	PTS	PIM
T-455 Mercredi, Vic	2	0	0	0	0
T-455 Mroziak, Rick	2	0	0	0	0
T-455 Muzzatti, Jason (G)	2	0	0	0	0
T-455 Reiersson, Dave	2	0	0	0	2
T-455 Sundblad, Niklas	2	0	0	0	0
T-455 Taylor, Danny	2	0	0	0	0
T-455 Wilson, Rik	2	0	0	0	0
T-455 Adduono, Rick	3	0	0	0	2
T-455 Beaudoin, Serge	3	0	0	0	0
T-455 Bodak, Bob	3	0	0	0	22
T-455 Boucher, Bryan (G)	3	0	0	0	0
T-455 Eisenhut, Neil	3	0	0	0	0
T-455 Garner, Tyrone (G)	3	0	0	0	0
T-455 Jantunen, Marko	3	0	0	0	0
T-455 Guenette, Steve (G)	3	0	0	0	2
T-455 Harrer, Tim	3	0	0	0	2
T-455 Jaffray, Jason	3	0	0	0	0
T-455 Jantunen, Marko	3	0	0	0	0
T-455 Letourneau-Leblond, P-L	3	0	0	0	10
T-455 Niecekar, Barry	3	0	0	0	12
T-455 Sorochan, Lee	3	0	0	0	0
T-455 Walker, Howard	3	0	0	0	7
T-455 Wolf, David	3	0	0	0	2
T-455 Brubaker, Jeff	4	0	0	0	19
T-455 Craig, Jim (G)	4	0	0	0	0
T-455 Germyn, Carsen	4	0	0	0	0
T-455 Grimson, Stu	4	0	0	0	22
T-455 Hampson, Gord	4	0	0	0	5
T-455 Martineau, Don	4	0	0	0	2
T-455 Modin, Fredrik	4	0	0	0	0
T-455 Morrow, Scott	4	0	0	0	0
T-455 Mottau, Mike	4	0	0	0	0
T-455 Struch, David	4	0	0	0	4
T-455 Ference, Brad	5	0	0	0	2
T-455 Piskula, Joe	5	0	0	0	2
T-455 Sonnenberg, Martin	5	0	0	0	2
T-455 Wilson, Clay	5	0	0	0	4
T-455 Wortman, Kevin	5	0	0	0	2
T-455 Bernhardt, Tim (G)	6	0	0	0	2
T-455 Potter, Corey	6	0	0	0	0
T-455 Scoville, Darrel	6	0	0	0	2
T-455 Toskala, Vesa (G)	6	0	0	0	0
T-455 Van Brabant, Bryce	6	0	0	0	2
T-455 Chorske, Tom	7	0	0	0	2
T-455 Conacher, Pat	7	0	0	0	2
T-455 Ferguson, Craig	8	0	0	0	4
T-455 Sauve, Philippe (G)	8	0	0	0	21
T-455 Joseph, Curtis (G)	9	0	0	0	2
T-455 Desbiens, Guillaume	10	0	0	0	25
T-455 Thompson, Rocky	15	0	0	0	86



FLAMES CAREER SCORING

CONTINUED

PLAYER	GP	G	A	PTS	PIM
T-455 D'Amour, Marc (G)	16	0	0	0	22
T-455 Schlemko, David	19	0	0	0	8
T-455 Belanger, Yves (G)	22	0	0	0	0
T-455 Fuhr, Grant (G)	23	0	0	0	2
T-455 Peluso, Mike	23	0	0	0	113
T-455 Trefilov, Andrei (G)	23	0	0	0	6

PLAYER	GP	G	A	PTS	PIM
T-455 Karlsson, Henrik (G)	26	0	0	0	0
T-455 McElhinney, Curtis (G)	29	0	0	0	2
T-455 MacDonald, Joey (G)	32	0	0	0	2
T-455 Hiller, Jonas (G)	52	0	0	0	0



FLAMES CAREER GOALTENDERS

GOALTENDER	GP	MP	W	L	T	GA	SO	GAA	WIN %
Toskala, Vesa	6	212	2	0	0	8	0	2.27	.333
Hiller, Jonas	52	2,871	26	19	4	113	1	2.36	.539
Kiprusoff, Miikka	576	33,779	305	192	66	1,387	41	2.46	.587
Ortio, Joni	15	834	8	6	0	35	1	2.52	.533
Turek, Roman	152	8,934	63	68	20	376	12	2.53	.483
Wregget, Ken	27	1,589	10	12	4	67	1	2.53	.462
Brathwaite, Fred	138	7,854	51	51	24	332	11	2.54	.500
Joseph, Curtis	9	399	3	2	0	17	0	2.55	.333
Ramo, Karri	74	3,925	32	24	7	172	4	2.63	.480
McLennan, Jamie	57	3,144	17	25	7	143	4	2.73	.298
Karlsson, Henrik	26	1,292	5	9	8	60	0	2.79	.346
Tabaracci, Rick	97	5,373	36	42	10	252	4	2.81	.461
Moss, Tyler	17	919	5	10	1	43	0	2.81	.344
Kidd, Trevor	178	9,746	72	66	26	460	10	2.83	.518
MacDonald, Joey	32	1,746	13	13	1	84	1	2.89	.422
Roloson, Dwayne	70	3,823	20	30	11	188	1	2.95	.418
Taylor, Danny	2	120	1	1	0	6	0	3.00	.500
Bouchard, Dan	398	22,853	168	139	75	1,154	20	3.03	.538
Giguere, J-S	22	1,191	7	10	2	61	0	3.07	.421
Trefilov, Andrei	22	1,086	3	10	3	58	2	3.20	.281
Irving, Leland	13	664	3	4	0	36	0	3.25	.385
Myre, Phil	211	12,230	76	95	32	654	11	3.21	.453
Wamsley, Rick	111	6,096	53	30	15	326	4	3.21	.617
McElhinney, Curtis	29	1,170	4	12	1	63	0	3.23	.265
Vernon, Michael	526	29,650	262	170	13	1,613	13	3.26	.601
Sauve, Philippe	8	402	3	3	0	22	0	3.28	.375
Reese, Jeff	39	1,911	17	6	3	108	1	3.39	.712
D'Amour, Marc	15	560	2	4	2	32	0	3.43	.375
Sabouring, Dany	4	169	0	3	0	10	0	3.55	.000
Lemelin, Rejean	324	17,698	144	100	46	1,082	6	3.67	.576
Sharples, Scott	1	65	0	0	1	4	0	3.69	.500
Craig, Jim	4	206	1	2	1	13	0	3.79	.375
Fuhr, Grant	23	1,205	5	13	2	77	0	3.83	.300
Riggin, Pat	119	6,713	51	44	17	434	4	3.88	.531
Guenette, Steve	3	179	2	1	0	12	0	4.02	.667
Edwards, Don	114	6,203	40	49	13	420	2	4.06	.456
Belanger, Yves	22	1,119	8	10	0	76	1	4.08	.444
Dadswell, Doug	27	1,346	8	8	3	99	0	4.41	.500
Bernhardt, Tim	6	280	0	5	0	21	0	4.50	.000
Boucher, Brian	3	182	1	2	0	15	0	4.95	.333
Garner, Tyrone	3	139	0	2	0	12	0	5.18	.000
Muzzatti, Jason	2	70	0	1	0	8	0	6.86	.000
Keetley, Matt	1	9	0	0	0	0	0	0.00	.000



FLAMES LIFETIME SHUTOUTS

TOTAL FOR: 165

TOTAL AGAINST: 150

GOALTENDER	SCORE	DATE	TEAM	GOALTENDER	SCORE	DATE	
M. Vernon	3-0	Apr. 11, 1994	ANAHEIM	G. Hebert	5-0	Mar. 15, 1995	
M. Kiprusoff	3-0	Apr. 11, 2006		G. Hebert	7-0	Dec. 20, 1996	
M. Kiprusoff	3-0	Nov. 10, 2006		G. Hebert	1-0	Nov. 14, 1998	
M. Kiprusoff	1-0 (OT)	Jan. 12, 2012		J-S Giguere/S. Sheilds	4-0	Dec. 8, 2001	
				V. Fasth	4-0	Mar. 8, 2013	
D. Bouchard	8-0	Nov. 6, 1979	ARIZONA / WINNIPEG	D. Berthiaume	9-0	Feb. 3, 1988	
R. Riggan	2-0	Jan. 8, 1980		B. Essensa	1-0	Feb. 26, 1989	
R. Turek	2-0	Mar. 24, 2003		C. Joseph	2-0	Oct. 17, 2005	
R. Turek	4-0	Mar. 24, 2004		I. Bryzgalov	3-0	Mar. 10, 2011	
M. Kiprusoff	1-0	Mar. 31, 2004		M. Smith	4-0	Feb. 18, 2013	
K. Ramo	2-0	Nov. 29, 2014		T. Greiss	6-0	Jan. 7, 2014	
				M. Hnilicka	1-0	Jan. 11, 2002	
D. Bouchard	9-0	Mar. 9, 1976	BOSTON	J. Adams	4-0	Nov. 14, 1972	
J. McLennan	5-0	Dec. 18, 2003		G. Cheevers	3-0	Jan. 23, 1977	
M. Kiprusoff	3-0	Dec. 17, 2005		B. Ranford	6-0	Oct. 26, 1986	
				B. Dafoe	3-0	Oct. 18, 1997	
				T. Thomas	5-0	Mar. 27, 2010	
				T. Rask	9-0	Jan. 5, 2012	
				T. Rask	2-0	Dec. 17, 2013	
D. Bouchard	3-0	Jan. 9, 1974	BUFFALO	R. Crozier	4-0	Nov. 17, 1974	
R. Wamsley	9-0	Nov. 5, 1988		B. Sauve	4-0	Mar. 4, 1981	
R. Tabaracci	3-0	Oct. 6, 1996		D. Hasek	2-0	Mar. 24, 1998	
R. Turek	3-0	Oct. 31, 2002		M. Noronen	2-0	Oct. 18, 2003	
P. Myre	2-0	Oct. 31, 1975		G. Simmons	3-0	Oct. 11, 1974	
M. Kiprusoff	1-0	Dec. 11, 2003	CALIFORNIA / CLEVELAND				
M. Kiprusoff	3-0	Dec. 5, 2006		CAROLINA / HARTFORD	S. Burke	2-0	Mar. 5, 1997
K. Ramo	2-0	Jan. 13, 2014					
J. Hiller	5-0	Oct. 23, 2014					
P. Myre	2-0	Nov. 8, 1974					
D. Bouchard	2-0	Dec. 7, 1975	CHICAGO	T. Esposito	7-0	Mar. 24, 1973	
M. Vernon	4-0	Nov. 30, 1987		T. Esposito	3-0	Feb. 8, 1974	
R. Tabaracci	1-0	Mar. 27, 1996		T. Esposito	4-0	Feb. 23, 1975	
R. Turek	4-0	Oct. 6, 2001		T. Esposito	3-0	Dec. 18, 1977	
R. Turek	2-0	Mar. 7, 2003		M. Bannerman	3-0	Oct. 11, 1981	
				E. Belfour	1-0	Mar. 16, 1993	
				A. Munro	2-0	Jan. 26, 2006	
				R. Emery	2-0	Mar. 26, 2013	
A. Trefilov	1-0	Jan. 11, 1994	COLORADO / QUEBEC	R. Sevigny	4-0	Jan. 11, 1985	
M. Vernon	3-0	Dec. 19, 2000		M. Denis	4-0	Jan. 5, 2000	
R. Turek	2-0	Nov. 10, 2001		D. Aebischer	1-0	Mar. 29, 2001	
M. Kiprusoff	2-0	Feb. 24, 2004		D. Aebischer	2-0	Jan. 24, 2002	
M. Kiprusoff	2-0	Apr. 13, 2006		P. Budaj	3-0	Mar. 12, 2006	
M. Kiprusoff	3-0	Oct. 28, 2008		J. Theodore	2-0	Mar. 24, 2008	
M. Kiprusoff	1-0	Nov. 20, 2008					
F. Brathwaite	3-0	Mar. 27, 2001	COLUMBUS	R. Tugnutt	3-0	Mar. 14, 2001	
J. McLennan	3-0	Nov. 1, 2003		M. Denis	3-0	Dec. 19, 2002	
M. Kiprusoff	2-0	Mar. 18, 2004		F. Noreenna	3-0	Mar. 18, 2008	
M. Kiprusoff	1-0	Mar. 4, 2008		S. Mason	5-0	Mar. 26, 2009	



FLAMES LIFETIME SHUTOUTS

CONTINUED

GOALTENDER	SCORE	DATE	TEAM	GOALTENDER	SCORE	DATE	
P. Myre	5-0	Dec. 8, 1976	DALLAS / MINNESOTA	C. Maniago	6-0	Oct. 18, 1972	
T. Kidd	6-0	Feb. 11, 1995		C. Maniago	5-0	Nov. 29, 1972	
F. Brathwaite	1-0	Jan. 8, 1999		C. Maniago	3-0	Mar. 3, 1973	
F. Brathwaite	0-0	Dec. 21, 1999		E. Belfour	0-0	Dec. 21, 1999	
M. Kiprusoff	1-0	Mar. 9, 2006		M. Turco	2-0	Mar. 31, 2001	
M. Kiprusoff	1-0	Feb. 22, 2008		M. Turco	3-0	Nov. 29, 2001	
				M. Turco	4-0	Mar. 22, 2004	
D. Bouchard	2-0	Dec. 13, 1972	DETROIT	R. Edwards	1-0	Feb. 3, 1973	
D. Bouchard	2-0	Nov. 4, 1973		E. Giacomini	8-0	Mar. 27, 1976	
D. Bouchard	4-0	Mar. 10, 1974		E. Giacomini	0-0	Nov. 7, 1976	
P. Myre	0-0	Nov. 7, 1976		C. Osgood	3-0	Oct. 27, 1995	
R. Lemelin	10-0	Jan. 15, 1981		C. Osgood	4-0	Feb. 19, 1997	
M. Vernon	7-0	Jan. 5, 1991		C. Osgood	2-0	Oct. 18, 1998	
M. Vernon	3-0	Dec. 14, 1992		C. Joseph	4-0	Oct. 21, 2002	
M. Vernon	2-0	Dec. 10, 2001		C. Joseph	5-0	Nov. 19, 2002	
M. Kiprusoff	3-0	Nov. 27, 2009		C. Joseph	3-0	Nov. 4, 2003	
J. Reese	4-0	Oct. 25, 1992		EDMONTON	B. Ranford	6-0	Jan. 8, 1989
R. Turek	1-0	Oct. 3, 2001			T. Salo	7-0	Jan. 19, 2000
R. Turek	2-0	Apr. 12, 2002	T. Salo		2-0	Nov. 19, 2000	
J. McLennan	1-0	Oct. 14, 2003	M. Garon		5-0	Feb. 4, 2008	
M. Kiprusoff	3-0	Oct. 15, 2005	N. Khabibulin		4-0	Oct. 7, 2010	
M. Kiprusoff	4-0	Jan. 20, 2007	D. Dubnyk		2-0	Dec. 27, 2013	
M. Kiprusoff	3-0	Dec. 10, 2011					
K. Ramo / J. Hiller	4-0	Apr. 4, 2015					
R. Tabaracci	2-0	Jan. 6, 1996	FLORIDA		J. Hurme	3-0	Nov. 9, 2002
					T. Vokoun	3-0	Oct. 14, 2010
D. Bouchard	5-0	Jan. 17, 1975	LOS ANGELES	R. Vachon	3-0	Dec. 8, 1973	
R. Lemelin	7-0	Mar. 3, 1985		R. Vachon	3-0	Jan. 13, 1976	
D. Edwards	3-0	Mar. 29, 1985		K. Hrudey	4-0	Oct. 15, 1992	
R. Lemelin	5-0	Dec. 12, 1985		S. Fiset	0-0	Oct. 26, 1996	
R. Wamsley	5-0	Oct. 25, 1989		J. Storr	3-0	Jan. 14, 1999	
R. Wamsley	5-0	Mar. 5, 1990		J. Storr	5-0	Jan. 6, 2001	
T. Kidd	0-0	Oct. 26, 1996		F. Potvin	2-0	Feb. 22, 2001	
D. Roloson	2-0	Nov. 28, 1996		J. Quick	3-0	Mar. 28, 2012	
F. Brathwaite	3-0	Jan. 25, 2001		J. Quick	2-0	Feb. 27, 2014	
R. Turek	2-0	Dec. 3, 2001					
M. Kiprusoff	2-0	Feb. 12, 2009					
M. Kiprusoff	1-0	Feb. 18, 2012					
M. Vernon	1-0	Nov. 8, 2000		MINNESOTA	M. Fernandez	3-0	Mar. 31, 2003
M. Kiprusoff	3-0	Nov. 1, 2005			D. Roloson	3-0	Nov. 7, 2003
M. Kiprusoff	3-0	Jan. 9, 2007			N. Backstrom	4-0	Apr. 3, 2009
M. Kiprusoff	4-0	Mar. 3, 2010			N. Backstrom	4-0	Mar. 3, 2010
M. Kiprusoff	1-0 (SO)	Mar. 27, 2007			N. Backstrom	6-0	Jan. 19, 2011
M. Kiprusoff	3-0	Nov. 29, 2010			N. Backstrom	3-0	Nov. 8, 2011
				D. Dubnyk	1-0	Jan. 29, 2015	
M. Vernon	3-0	Nov. 9, 1986	MONTREAL	K. Dryden	3-0	Oct. 12, 1972	
M. Kiprusoff	1-0	Nov. 10, 2009		B. Larocque	2-0	Dec. 2, 1974	
M. Kiprusoff	4-0	Feb. 20, 2011		K. Dryden	4-0	Nov. 25, 1975	
				K. Dryden	7-0	Jan. 2, 1977	
				B. Larocque	6-0	Jan. 25, 1979	
				D. Herron	4-0	Dec. 18, 1980	
				P. Roy	4-0	Nov. 11, 1995	
				C. Price	2-0	Feb. 4, 2014	



FLAMES LIFETIME SHUTOUTS

CONTINUED

GOALTENDER	SCORE	DATE	TEAM	GOALTENDER	SCORE	DATE
M. Vernon	3-0	Dec. 7, 2000	NASHVILLE	M. Dunham	4-0	Apr. 5, 2001
R. Turek	3-0	Dec. 17, 2002		M. Dunham	1-0	Oct. 11, 2001
R. Turek	4-0	Jan. 22, 2004		C. Mason	3-0	Jan. 15, 2008
M. Kiprusoff	3-0	Nov. 1, 2004		D. Ellis	1-0	Jan. 15, 2010
M. Kiprusoff	5-0	Nov. 30, 2009		P. Rinne	2-0	Oct. 22, 2011
M. Kiprusoff	1-0 (OT)	Oct. 19, 2010				
M. Kiprusoff	1-0	Nov. 29, 2011				
P. Myre	1-0	Nov. 20, 1974	NEW JERSEY / COLORADO / KANSAS CITY	M. Dunham	5-0	Dec. 16, 1996
D. Bouchard	4-0	Mar. 2, 1975		M. Brodeur	1-0 (OT)	Dec. 23, 2007
P. Riggan	11-0	Apr. 1, 1982				
D. Edwards	7-0	Mar. 14, 1983				
K. Ramo	1-0	Apr. 7, 2014				
P. Myre	4-0	Nov. 16, 1972	NY ISLANDERS	B. Smith	2-0	Oct. 17, 1975
P. Myre	4-0	Dec. 17, 1972		B. Smith	7-0	Oct. 12, 1976
F. Brathwaite	5-0	Dec. 2, 1999		B. Smith / G. Hogosta	9-0	Nov. 1, 1977
F. Brathwaite	2-0	Oct. 14, 2000	C. Resch	5-0	Jan. 20, 1981	
P. Myre	1-0	Mar. 14, 1975	NY RANGERS	G. Villemure	6-0	Feb. 4, 1973
D. Bouchard	6-0	Apr. 1, 1978		J. Vanbiesbrouck	4-0	Nov. 4, 1991
M. Vernon	3-0	Dec. 15, 1992		D. Blackburn	1-0 (OT)	Nov. 7, 2002
J. McLennan	5-0	Jan. 5, 2004		C. Talbot	1-0	Feb. 24, 2015
M. Kiprusoff	3-0	Dec. 7, 2008				
A. Trefilov	10-0	Jan. 15, 1994	OTTAWA	P. Lalime	1-0	Jan. 9, 2003
M. Kiprusoff	1-0	Oct. 12, 2006				
M. Kiprusoff	2-0	Mar. 11, 2010				
D. Bouchard	3-0	Nov. 1, 1978	PHILADELPHIA	B. Parent	1-0	Jan. 13, 1974
D. Bouchard	5-0	Jan. 16, 1979		B. Parent	4-0	Nov. 20, 1977
R. Lemelin	5-0	Feb. 16, 1987		P. Peeters	8-0	Oct. 28, 1980
M. Vernon	6-0	Dec. 4, 1993		B. Froese	3-0	Jan. 12, 1986
T. Kidd	1-0	Oct. 13, 1996		D. Rousset	3-0	Feb. 27, 1992
M. Kiprusoff	0-1 (SO)	Dec. 6, 2005		A. Niittymaki	1-0 (SO)	Dec. 6, 2005
				R. Emery	3-0	Feb. 1, 2010
				J. Hedberg	2-0	Dec. 21, 2002
D. Bouchard	1-0	Jan. 18, 1978	PITTSBURGH	M. Fleury	2-0	Mar. 25, 2009
D. Bouchard	2-0	Nov. 3, 1978		M. Fleury	4-0	Feb. 6, 2015
P. Riggan	4-0	Jan. 16, 1982				
M. Vernon	2-0	Mar. 12, 1994	SAN JOSE	M. Vernon / K. Hrudely	6-0	Apr. 7, 1998
T. Kidd	3-0	Feb. 24, 1995		E. Nabokov	8-0	Dec. 4, 2000
R. Tabaracci	6-0	Apr. 12, 1996		E. Nabokov	2-0	Feb. 6, 2002
F. Brathwaite	3-0	Apr. 1, 2000		A. Niemi	1-0	Jan. 24, 2012
F. Brathwaite	1-0	Jan. 3, 2001				
M. Kiprusoff	2-0	Mar. 4, 2006				
M. Kiprusoff	4-0	Oct. 24, 2010				
K. Ramo	2-0	Nov. 26, 2014				
D. Bouchard	1-0	Oct. 13, 1973	ST. LOUIS	E. Johnston	9-0	Nov. 2, 1974
D. Bouchard	1-0	Dec. 4, 1976		Y. Belanger	3-0	Mar. 11, 1975
D. Bouchard	3-0	Oct. 27, 1979		M. Liut	7-0	Nov. 10, 1981
R. Turek/M. Vernon	2-0	Nov. 17, 2001		G. Fuhr	2-0	Nov. 16, 1996
R. Turek	3-0	Mar. 14, 2004		B. Johnson	4-0	Dec. 15, 2001
M. Kiprusoff	3-0	Nov. 14, 2006		T. Barrasso	1-0	Nov. 16, 2002
M. Kiprusoff	1-0	Feb. 27, 2011		M. Legace	3-0	Nov. 25, 2007
M. Kiprusoff	6-0	Mar. 1, 2011		T. Conklin	2-0	Jan. 25, 2010
				B. Elliott	2-0	Nov. 25, 2011
				J. Halak	5-0	Jan. 9, 2014
				B. Elliott	4-0	Mar. 17, 2015



FLAMES LIFETIME SHUTOUTS

CONTINUED

GOALTENDER	SCORE	DATE	TEAM	GOALTENDER	SCORE	DATE
T. Kidd	10-0	Jan. 2, 1996	TAMPA BAY	D. Puppa	4-0	Feb. 24, 1994
D. Bouchard	1-0	Jan. 12, 1973	TORONTO	B. Bishop	2-0	Jan. 3, 2014
D. Bouchard	3-0	Apr. 2, 1975		M. Palmateer	4-0	Nov. 9, 1977
Y. Belanger	3-0	Dec. 31, 1977		D. Puppa	4-0	Mar. 28, 1993
T. Kidd	4-0	Dec. 27, 1995				
T. Kidd	3-0	Feb. 15, 1997				
F. Brathwaite	4-0	Jan. 15, 2000				
M. Kiprusoff	1-0	Jan. 6, 2006	VANCOUVER			
D. Bouchard	2-0	Dec. 7, 1973		E. Dyck	5-0	Feb. 16, 1973
M. Vernon	4-0	Feb. 21, 1986		G. Smith	3-0	Oct. 23, 1973
R. Lemelin	2-0	Feb. 24, 1987		G. Smith	3-0	Mar. 15, 1974
R. Wamsley	2-0	Dec. 15, 1988		G. Hanlon	3-0	Dec. 5, 1978
T. Kidd	2-0	Mar. 26, 1995		R. Brodeur	5-0	Nov. 18, 1986
T. Kidd	4-0	Mar. 23, 1996		K. McLean	11-0	Mar. 1, 1992
T. Kidd	3-0	Feb. 1, 1997		K. McLean	5-0	Apr. 13, 1996
F. Brathwaite	2-0	Dec. 26, 1999		G. Snow	2-0	Apr. 12, 1999
F. Brathwaite	5-0	Dec. 29, 2000		P. Skudra	2-0	Jan. 26, 2002
M. Kiprusoff	1-0	Nov. 5, 2005		D. Cloutier	3-0	Oct. 10, 2002
J. Ortio	1-0	Jan. 10, 2015		D. Cloutier	2-0	Dec. 26, 2003
				R. Luongo	6-0	Oct. 9, 2008
				E. Lack	2-0	Dec. 29, 2013
			R. Tabaracci	0-0	Oct. 30, 1998	
P. Myre	3-0	Jan. 5, 1975	WASHINGTON			
P. Myre	5-0	Mar. 23, 1975				
P. Myre	7-0	Nov. 3, 1976				
P. Riggan	3-0	Feb. 21, 1980				
R. Lemelin	6-0	Jan. 8, 1981				
K. Wregget	0-0	Oct. 30, 1998				
M. Kiprusoff	1-0	Feb. 18, 2012				

GOALTENDER	SCORE	DATE	GOALTENDER	SCORE	DATE	
K. Ramo / J. Hiller	4-0 (vs. EDM)	Apr. 4, 2015	LAST SHUTOUT	B. Elliott (STL)	4-0	Mar. 17, 2015
	153 games Mar. 14, 1983 through Mar. 3, 1985		LONGEST TIME BETWEEN SHUTOUTS		264 games Nov. 12, 1981 through Jan. 11, 1985 (NHL RECORD)	
	3		GAMES SINCE LAST SHUTOUT		12	



LIFETIME HOME AND AWAY vs. NHL

HOME

	GP	W	L	T	GF	GA	PTS	%
Anaheim Ducks	46	29	15	2	141	112	60	0.652
Arizona Coyotes	92	53	28	11	363	277	117	0.636
Boston Bruins	49	21	24	4	172	164	46	0.469
Buffalo Sabres	51	22	18	11	173	153	55	0.539
Carolina Hurricanes	34	26	6	2	161	100	54	0.794
Chicago Blackhawks	81	36	29	16	250	240	88	0.543
Cleveland Barons	13	8	4	1	51	34	17	0.654
Colorado Avalanche	76	38	25	13	260	221	89	0.586
Columbus Blue Jackets	25	14	5	6	73	58	34	0.680
Dallas Stars	80	41	21	18	259	206	100	0.625
Detroit Red Wings	78	42	28	8	271	222	92	0.590
Edmonton Oilers	112	65	37	10	426	348	140	0.625
Florida Panthers	13	6	5	2	36	38	14	0.538
Los Angeles Kings	114	68	33	13	469	354	149	0.654
Minnesota Wild	40	24	8	8	94	81	56	0.700
Montreal Canadiens	56	22	26	8	172	178	52	0.464
Nashville Predators	30	16	9	5	90	75	37	0.617
New Jersey Devils	47	32	6	9	202	124	73	0.777
New York Islanders	54	26	16	12	188	161	64	0.593
New York Rangers	54	30	12	12	231	163	72	0.667
Ottawa Senators	18	12	5	1	62	37	25	0.694
Philadelphia Flyers	57	26	21	10	219	187	62	0.544
Pittsburgh Penguins	51	27	15	9	211	156	63	0.618
San Jose Sharks	53	30	17	6	173	134	66	0.623
St. Louis Blues	81	41	32	8	247	222	90	0.556
Tampa Bay Lightning	15	7	6	2	45	41	16	0.533
Toronto Maple Leafs	68	40	23	5	265	209	85	0.625
Vancouver Canucks	128	70	38	20	469	375	160	0.625
Washington Capitals	43	26	10	7	169	110	59	0.686
Winnipeg Jets	9	7	2	0	36	23	14	0.778
TOTAL	1668	905	524	239	5991	4826	2049	0.614

AWAY

	GP	W	L	T	GF	GA	PTS	%
Anaheim Ducks	45	8	24	13	109	150	60	0.322
Arizona Coyotes	90	34	41	15	293	318	117	0.461
Boston Bruins	52	14	32	6	135	187	46	0.327
Buffalo Sabres	50	14	28	8	140	199	55	0.360
Carolina Hurricanes	33	15	12	6	116	109	54	0.545
Chicago Blackhawks	80	28	37	15	222	260	88	0.444
Cleveland Barons	13	7	3	3	43	33	17	0.654
Colorado Avalanche	76	31	31	14	238	254	89	0.500
Columbus Blue Jackets	26	9	16	1	54	77	34	0.365
Dallas Stars	81	30	37	14	242	284	100	0.457
Detroit Red Wings	76	25	38	13	230	274	92	0.414
Edmonton Oilers	112	49	51	12	355	377	140	0.491
Florida Panthers	14	8	3	3	35	30	14	0.679
Los Angeles Kings	112	48	52	12	367	388	149	0.482
Minnesota Wild	40	18	16	6	84	99	56	0.525
Montreal Canadiens	53	15	29	9	132	182	52	0.368
Nashville Predators	32	13	18	1	80	100	37	0.429
New Jersey Devils	50	30	16	4	173	134	73	0.640
New York Islanders	56	18	29	9	153	204	64	0.402
New York Rangers	57	24	25	8	193	188	72	0.491
Ottawa Senators	17	5	7	5	46	49	25	0.441
Philadelphia Flyers	56	18	34	4	148	206	62	0.357
Pittsburgh Penguins	49	11	28	10	141	182	63	0.327
San Jose Sharks	54	26	22	6	153	165	66	0.537
St. Louis Blues	82	33	39	10	247	278	90	0.463
Tampa Bay Lightning	15	6	6	3	52	50	16	0.500
Toronto Maple Leafs	60	20	32	8	210	228	85	0.400
Vancouver Canucks	131	55	50	26	399	445	160	0.519
Washington Capitals	46	16	23	7	155	169	59	0.424
Winnipeg Jets	10	3	6	1	24	31	14	0.350
TOTAL	1668	631	785	252	4993	5676	1514	0.454

GAME NOTES FOR HOME AND AWAY vs. NHL: Phoenix includes games vs. Winnipeg, Dallas includes games vs. Minnesota, Winnipeg includes games vs. Atlanta, New Jersey includes games vs. Kansas City and Colorado, Colorado includes games vs. Quebec, Carolina includes games vs. Hartford. Totals are inclusive of Cleveland Barons.
STATS NOTES FOR HOME AND AWAY vs. NHL: GF does not include artificial "goals" awarded for a shootout victory. T = single points earned via tie, overtime/shootout loss.



LIFETIME OVERALL vs. NHL

OVERALL

	GP	W	L	T	GF	GA	PTS	%
Anaheim Ducks	91	37	39	15	250	262	89	0.489
Arizona Coyotes	182	87	69	26	656	595	200	0.549
Boston Bruins	101	35	56	10	307	351	80	0.396
Buffalo Sabres	101	36	46	19	313	352	91	0.450
Carolina Hurricanes	67	41	18	8	277	209	90	0.672
Chicago Blackhawks	161	64	66	31	472	500	159	0.494
Cleveland Barons	26	15	7	4	94	67	34	0.654
Colorado Avalanche	152	69	56	27	498	475	165	0.543
Columbus Blue Jackets	51	23	21	7	127	135	53	0.520
Dallas Stars	161	71	58	32	501	490	174	0.540
Detroit Red Wings	154	67	66	21	501	496	155	0.503
Edmonton Oilers	224	114	88	22	781	725	250	0.558
Florida Panthers	27	14	8	5	71	68	33	0.611
Los Angeles Kings	226	116	85	25	836	742	257	0.569
Minnesota Wild	80	42	24	14	178	180	98	0.613
Montreal Canadiens	109	37	55	17	304	360	91	0.417
Nashville Predators	62	29	27	6	170	175	64	0.516
New Jersey Devils	97	62	22	13	375	258	137	0.706
New York Islanders	110	44	45	21	341	365	109	0.495
New York Rangers	111	54	37	20	424	351	128	0.577
Ottawa Senators	35	17	12	6	108	86	40	0.571
Philadelphia Flyers	113	44	55	14	367	393	102	0.451
Pittsburgh Penguins	100	38	43	19	352	338	95	0.475
San Jose Sharks	107	56	39	12	326	299	124	0.579
St. Louis Blues	163	74	71	18	494	500	166	0.509
Tampa Bay Lightning	30	13	12	5	97	91	31	0.517
Toronto Maple Leafs	128	60	55	13	475	437	133	0.520
Vancouver Canucks	259	125	88	46	868	820	296	0.571
Washington Capitals	89	42	33	14	324	279	98	0.551
Winnipeg Jets	19	10	8	1	60	54	21	0.553
TOTAL	3336	1536	1309	491	10,984	10,502	3563	0.534

GAME NOTES FOR HOME AND AWAY VS NHL:

- Phoenix includes games vs. Winnipeg
- Dallas includes games vs. Minnesota
- Winnipeg includes games vs. Atlanta
- New Jersey includes games vs. Kansas City and Colorado
- Colorado includes games vs. Quebec
- Carolina includes games vs. Hartford
- Cleveland includes games vs. Oakland and California

STATS NOTES FOR HOME AND AWAY VS NHL:

- GF does not include artificial "goals" awarded for a shootout victory
- T = single points earned via tie, overtime/shootout loss



FLAMES ALL-TIME TEAM RECORDS

LONGEST STREAKS

WINNING: 10 Games

Oct. 14 through Nov. 3, 1978

UNBEATEN: 13 Games

Nov. 10 through Dec. 8, 1988

LOSING: 11 Games

Dec. 14, 1985 through Jan. 7, 1986

WINLESS: 11 Games

Dec. 14, 1985 through Jan. 7, 1986

HOME WINNING: 10 Games

Nov. 7 through Dec. 12, 2006

CONSECUTIVE HOME POINTS EARNED:

18 Games. Dec. 29, 1990 through Mar. 14, 1991

HOME LOSING (IN REGULATION): 7 Games

Dec. 27, 2013 through Jan. 16, 2014

HOME WINLESS: 10 Games

Oct. 21 through Dec. 4, 2000

ROAD WINNING: 7 Games

Nov. 10 through Dec. 4, 1988

CONSECUTIVE ROAD POINTS EARNED:

10 Games. Nov. 4 through Nov. 30, 2009

ROAD LOSING (IN REGULATION): 11 Games

Feb. 28 through Apr. 6, 2013

ROAD WINLESS: 13 Games (2 times)

Feb. 3 through Mar. 29, 1973
Feb. 18 through Apr. 6, 2013

MOST

WINS, ONE SEASON: 54

1988-89

HOME WINS, ONE SEASON: 32

1988-89

ROAD WINS, ONE SEASON: 22

1987-88; 1988-89

ROAD WINS, ONE TRIP: 6

Dec. 9-18, 2007

TIES NHL RECORD

LOSSES, ONE SEASON: 41

1996-97

HOME LOSSES, ONE SEASON: 20

1998-99

ROAD LOSSES, ONE SEASON: 24

1997-98

TIES, ONE SEASON: 19

1977-78

FEWEST

WINS, ONE SEASON: 25

1972-73

HOME WINS, ONE SEASON: 12

2000-01

ROAD WINS, ONE SEASON: 8

1997-98

LOSSES, ONE SEASON: 17

1988-89

HOME LOSSES, ONE SEASON: 4

1988-89

ROAD LOSSES, ONE SEASON: 12

1987-88

TIES, ONE SEASON: 3

1986-87

TIES NHL RECORD

MOST

POINTS, ONE SEASON: 117

1988-89 (54 Wins, 9 Ties)

HOME POINTS, ONE SEASON: 68

1988-89 (32 Wins, 4 Ties)

ROAD POINTS, ONE SEASON: 50

1987-88 (22 Wins, 6 Ties)

FEWEST

POINTS, ONE SEASON: 65

1972-73 (25 Wins, 15 Ties)

HOME POINTS, ONE SEASON: 35

2000-01 (12 Wins, 9 Ties, 2 OTL)

ROAD POINTS, ONE SEASON: 25

1997-98 (8 Wins, 9 Ties)

MOST

GOALS FOR, ONE SEASON: 397

1987-88

HOME GOALS FOR, ONE SEASON: 217

1987-88

ROAD GOALS FOR, ONE SEASON: 180

1987-88

50-GOAL SCORERS, ONE SEASON: 2

1987-88 (Nieuwendyk, Loob)

1988-89 (Nieuwendyk, Mullen)

40-GOAL SCORERS, ONE SEASON: 4

1987-88 (Nieuwendyk, Loob, Bullard,

Mullen)

TIES NHL RECORD

30-GOAL SCORERS, ONE SEASON: 4

1981-82 (McDonald, Bridgman, LaVallee, Peplinski)

1983-84 (Beers, McDonald, Nilsson, Loob)

1987-88 (Nieuwendyk, Loob, Bullard,

Mullen)

1989-90 (Nieuwendyk, Roberts, Mullen,

Fleury)

1993-94 (Roberts, Reichel, Fleury,

Nieuwendyk)

20-GOAL SCORERS, ONE SEASON: 9

1989-90 (Nieuwendyk, Roberts, Mullen,

Fleury, MacLinnis, Ranheim, Makarov,

Gilmour, MacLellan)

GOALS AGAINST, ONE SEASON: 345

1981-82

HOME GOALS AGAINST, ONE SEASON: 154

1985-86

ROAD GOALS AGAINST, ONE SEASON: 204

1981-82

FEWEST

GOALS FOR, ONE SEASON: 186

2002-03

HOME GOALS FOR, ONE SEASON: 93

2003-04

ROAD GOALS FOR, ONE SEASON: 85

1972-73

GOALS AGAINST, ONE SEASON: 176

2003-04

HOME GOALS AGAINST, ONE SEASON: 73

2005-06

ROAD GOALS AGAINST, ONE SEASON: 91

2003-04

MOST

GOALS FOR, ONE GAME: 13

Feb. 10, 1993, Calgary 13 San Jose 1

GOALS FOR, ONE HOME GAME: 13

Feb. 10, 1993, Calgary 13 San Jose 1

GOALS FOR, ONE ROAD GAME: 11

Jan. 25, 1988, Calgary 11 Toronto 3

GOALS AGAINST, ONE GAME: 12

Oct. 29, 1981, Calgary 4 Detroit 12

GOALS AGAINST, ONE HOME GAME: 10:

Dec. 28, 1978, Calgary 4 NY Islanders 10;

Nov. 26, 1996, Calgary 1 Edmonton 10

GOALS AGAINST, ONE ROAD GAME: 12

Oct. 29, 1981, Calgary 4 Detroit 12

GOALS FOR, ONE PERIOD: 7

Oct. 17, 1988, 3rd period, Calgary 11 Los Angeles 4

GOALS AGAINST, ONE PERIOD: 6

Nov. 8, 1981, 3rd period, Calgary 4 Chicago 10

Jan. 18, 1983, 1st period, Calgary 2 Montreal 7

Nov. 13, 1983, 3rd period, Calgary 2 Buffalo 11

Jan. 3, 1984, 1st period, Calgary 6 Edmonton 9

Jan. 7, 1984, 3rd period, Calgary 1 Los Angeles 7

TOTAL GOALS, ONE GAME: 18

Feb. 23, 1991, Calgary 10 Quebec 8

TOTAL GOALS, ONE PERIOD: 10

Jan. 16, 1987 at Vancouver (5-9),

1st period, Calgary 4 Vancouver 6



FLAMES ALL-TIME TEAM RECORDS

CONTINUED

LARGEST

WINNING MARGIN: 12 Goals

Feb. 19, 1993, Calgary 13 San Jose 1

LOSING MARGIN: 11 Goals

Mar. 1, 1992, Calgary 0 Vancouver 11

TIE: 8-8

Oct. 17, 1989 at Quebec

SHUTOUT FOR: 11-0

Apr. 1, 1982, Calgary 11 Colorado 0

SHUTOUT AGAINST: 0-11

Mar. 1, 1992, Calgary 0 Vancouver 11

MOST

POWER-PLAY GOALS, ONE SEASON: 109

1987-88

POWER-PLAY GOALS, ONE GAME: 5

Jan. 15, 1981, Calgary 10 Detroit 0

Apr. 4, 1986, Calgary 9 Edmonton 3

Feb. 25, 1990, Calgary 10 Edmonton 4

Oct. 8, 1992, Calgary 7 Edmonton 2

POWER-PLAY GOALS,

ONE GAME BOTH TEAMS: 8

Mar. 30, 1988, Calgary 7 at

Los Angeles 9, (3-5)

POWER-PLAY GOALS AGAINST,

ONE GAME: 6.

Mar. 1, 1992, Calgary 0 Vancouver 11

SHORTHANDED GOALS,

ONE SEASON: 23

1987-88

SHORTHANDED GOALS AGAINST,

ONE SEASON: 21

1984-85

SHORTHANDED GOALS FOR, ONE GAME: 3

Mar. 9, 1991, Calgary 8 St. Louis 4

Oct. 17, 1997, Calgary 6 Colorado 5, OT

SHORTHANDED GOALS AGAINST,

ONE GAME: 3

Jan. 13, 1985 Calgary 1 Philadelphia 7

Oct. 16, 1996 Calgary 2 Montreal 4

Dec. 20, 1996 Calgary 0 Anaheim 7

Apr. 9, 1998 Calgary 3 Vancouver 6

CONSECUTIVE GAMES SCORING

SHORTHANDED GOALS, FOR: 4

Nov. 13 through Nov. 19, 1987, 5 goals

CONSECUTIVE GAMES SCORING

SHORTHANDED GOALS, AGAINST: 4

Apr. 9 through Apr. 15, 1998, 6 goals

CONSECUTIVE GAMES SCORING

HAT TRICKS FOR: 4

Oct. 31 through Nov. 5, 1992, Makarov, Nieuwendyk, Fleury, Leeman

FASTEST

TWO GOALS FOR: 0:04

Oct. 17, 1989 at Quebec, Doug Gilmour at

19:45 and Paul Ranheim at 19:49,

3rd period

TIES NHL RECORD

TWO GOALS FOR, ONE PLAYER: 0:06

Mar. 22, 1984 vs. Detroit, Lanny

McDonald at 16:23 and 16:29, 1st period

TWO GOALS FOR, BOTH TEAMS: 0:04

Mar. 15, 1977 vs. Pittsburgh, Wayne

Bianchin (15:31) and Flames Guy

Chouinard (15:35), 3rd period

Nov. 26, 2006 at Anaheim, Flames

Daymond Langkow (19:39) and Anaheim

Todd Marchant (19:43), 3rd period

THREE GOALS FOR: 0:36

Feb. 10, 1993 vs. San Jose, Suter 0:17,

Lindberg 0:40 and Stern 0:53, 3rd period

FOUR GOALS FOR: 1:21

Feb. 10, 1993 vs. San Jose, Fleury 19:32,

2nd; Suter 0:17, Lindberg 0:40 and Stern

0:53, 3rd, 2nd and 3rd periods

FIVE GOALS FOR: 4:48

Mar. 12, 1975 vs. Vancouver

SIX GOALS FOR: 7:29

Feb. 25, 1981 vs. NY Islanders

TWO GOALS FOR, START OF GAME: 0:32

Mar. 11, 1987, at Hartford, 0:09

Risebrough and 0:32 Patterson

THREE GOALS FOR, START OF PERIOD:

0:53

Feb. 10, 1993 vs. San Jose, Suter 0:17,

Lindberg 0:40 and Stern 0:53, 3rd period

TWO SHORTHANDED GOALS FOR: 0:04

Oct. 17, 1989 at Quebec (8-8, OT), Gilmour

(19:45) and Ranheim (19:49), 3rd period

NHL RECORD

MOST

SHOTS ON GOAL FOR, ONE GAME: 59

Mar. 15, 1977 vs. Pittsburgh

Feb. 23, 1991 vs. Quebec

SHOTS AGAINST, ONE GAME: 57

Jan. 23, 1975 vs. NY Rangers

SHOTS FOR, ONE PERIOD: 25 (2 times)

Nov. 5, 1988 vs. Edmonton (4-4), 2nd period

Nov. 14, 2005 vs. Minnesota (3-2), 3rd period

SHOTS AGAINST, ONE PERIOD: 28

Mar. 12, 2009 at Detroit (6-5) SO, 3rd period

FEWEST

SHOTS ON GOAL FOR, ONE GAME: 8

Oct. 27, 1995 vs. Detroit (0-3)

SHOTS AGAINST, ONE GAME: 12

Nov. 9, 1988 at Buffalo (2-3)

Dec. 6, 1988 vs. Quebec (3-2)

Nov. 24, 1993 vs. Toronto (5-3)

Apr. 6, 1994 vs. Anaheim (4-2)

Mar. 21, 1999 vs. NY Islanders (2-1)

SHOTS FOR, ONE PERIOD: 1

Mar. 7, 1982 at Pittsburgh (4-4), 1st period

Apr. 2, 1987 at Edmonton (4-4), 1st period

Dec. 11, 1998 at Tampa Bay (2-1), 3rd period

Dec. 14, 1999 at St. Louis (1-1), 1st period

Mar. 16, 2004 at Detroit (4-1), 1st period

Apr. 2, 2009 at Dallas (2-1), 3rd period

Oct. 13, 2011 at Montreal (4-1), 3rd period

SHOTS AGAINST, ONE PERIOD: 0

Nov. 27, 1974 vs. Kansas City (4-2), 2nd period

Mar. 24, 2003 vs. Phoenix (2-0), 1st period

MOST

SHUTOUTS, ONE SEASON: 11

Miikka Kiprusoff (4)

Jamie McLennan (4)

Roman Turek (3), 2003-04

PENALTY SHOTS, ONE SEASON: 5

2003-04

PENALTY SHOTS SUCCESSFUL,

ONE SEASON: 3

1986-87

LONGEST

NON-SHUTOUT STREAK: 264 Games

Nov. 12, 1981 through Jan 9, 1985

NHL RECORD

CONSECUTIVE SHUTOUT MINUTES,

FOR: 161:11

Apr. 8, 2006, 2:27, overtime at Vancouver;

Apr. 11, 2006

vs. Anaheim to Apr. 15, 2006, 3rd period

at Los Angeles

CONSECUTIVE SHUTOUT MINUTES,

AGAINST: 182:42

Nov. 5, 2002, 3:21, 1st period to Nov. 11,

2002, 15:12, 3rd period

LOWEST TEAM GOALS AGAINST

AVERAGE: 2.15

2003-04

HIGHEST TEAM SAVE PERCENTAGE: 91.6

2003-04



FLAMES ALL-TIME INDIVIDUAL RECORDS

MOST

MOST SEASONS: 16

Jarome Iginla, 1996-2013

MOST GAMES PLAYED: 1,219

Jarome Iginla, 1996-2013

MOST POINTS, CAREER: 1,095

Jarome Iginla, 1996-2013 (525 goals, 570 assists)

MOST GOALS, CAREER: 525

Jarome Iginla, 1996-2013

MOST ASSISTS, CAREER: 609

Al MacInnis

MOST PENALTY MINUTES, CAREER: 2405

Tim Hunter

LONGEST CONSECUTIVE

GAME STREAK: 441

Jarome Iginla, Oct. 4, 2007 to Mar. 26, 2013

MOST SHUTOUTS, CAREER: 41

Miikka Kiprusoff, 2003-2012

MOST WINS, GOALTENDER CAREER: 297

Miikka Kiprusoff, 2003-2012

MOST POINTS

ONE SEASON: 131

Kent Nilsson, 1980-81

ONE SEASON, BY A CENTRE: 131

Kent Nilsson, 1980-81

ONE SEASON, BY A LEFT WING: 90

Gary Roberts, 1991-92

ONE SEASON, BY A RIGHT WING: 110

Joe Mullen, 1988-89

ONE SEASON, BY A DEFENCEMAN: 103

Al MacInnis, 1990-91

ONE SEASON, BY A ROOKIE: 92

Joe Nieuwendyk, 1987-88

ONE SEASON SERIES: 21

Joe Mullen vs. Los Angeles (8 games), 1988-89, (14 goals, 7 assists)

CONSECUTIVE GAMES SCORING: 16

Gary Suter, 1987-88
Gary Roberts, 1991-92
Jarome Iginla, 1999-00

ONE GAME: 7

Sergei Makarov, Feb. 25, 1990 vs. Edmonton, (2 goals, 5 assists)

ONE PERIOD: 4

Gary Suter, Apr. 4, 1986 vs. Edmonton, 2nd, 4 assists
Joe Nieuwendyk, Jan. 11, 1989 vs. Winnipeg, 3rd, 4 goals
Al MacInnis, Mar. 28, 1991 vs. Edmonton, 1st, (1 goal, 3 assists)

Olli Jokinen, Feb. 14, 2011 at Colorado, 1st, (1 goal, 3 assists)

ONE GAME, BY A GOALTENDER: 3

Jeff Reese, Feb. 10, 1993 vs. San Jose, 3 assists

NHL RECORD

MOST GOALS

ONE SEASON: 66

Lanny McDonald, 1982-83

ONE SEASON, BY A CENTRE: 51

Joe Nieuwendyk, 1987-88; 1988-89

ONE SEASON, BY A LEFT WING: 53

Gary Roberts, 1991-92

ONE SEASON, BY A RIGHT WING: 66

Lanny McDonald, 1982-83

ONE SEASON, BY A DEFENCEMAN: 28

Al MacInnis, 1989-90; 1990-91; 1993-94

ONE SEASON, BY A ROOKIE: 51

Joe Nieuwendyk, 1987-88

ONE SEASON SERIES: 14

Joe Mullen vs. Los Angeles (8 games), 1988-89

CONSECUTIVE GAMES SCORING: 8

Kent Nilsson, 1983-84
Gary Roberts, 1992-93

ONE GAME: 5

Joe Nieuwendyk, Jan. 11, 1989 vs. Winnipeg

ONE PERIOD: 4

Joe Nieuwendyk, Jan. 11, 1989 vs. Winnipeg, 3rd period

TIES NHL RECORD

POWER-PLAY GOALS, ONE SEASON: 31

Joe Nieuwendyk, 1987-88

SHORTHANDED GOALS, ONE SEASON: 9

Kent Nilsson, 1984-85

SHORTHANDED GOALS, ONE GAME: 3

Theoren Fleury, Mar. 9, 1991 at St. Louis

FIRST GOALS OF THE GAME,

ONE SEASON: 14

Kent Nilsson, 1980-81

GAME WINNING GOALS, ONE SEASON: 12

Joe Mullen, 1986-87

GAME TYING GOALS, ONE SEASON: 4

Eric Vail, 1974-75
Jacques Richard, 1974-75
Kent Nilsson, 1980-81
Jim Peplinski, 1981-82

OVERTIME GOALS, ONE SEASON: 3

Joe Nieuwendyk, 1988-89
Sean Monahan, 2014-15

MOST ASSISTS

ONE SEASON: 82

Kent Nilsson, 1980-81

ONE SEASON, BY A CENTRE: 82

Kent Nilsson, 1980-81

ONE SEASON, BY A LEFT WING: 59

Alex Tanguay, 2006-07

ONE SEASON, BY A RIGHT WING: 71

Bob MacMillan, 1978-79

ONE SEASON, BY A DEFENCEMAN: 75

Al MacInnis, 1990-91

ONE SEASON, BY A ROOKIE: 62

Sergei Makarov, 1989-90

ONE SEASON, SERIES: 13

Paul Reinhart vs. Edmonton (7 games), 1982-83
Guy Chouinard vs. Edmonton (8 games), 1982-83

CONSECUTIVE GAMES SCORING: 9

Kent Nilsson, 1984-85
Al MacInnis, 1986-87
Gary Suter, 1987-88

ONE GAME: 6

Guy Chouinard, Feb. 25, 1981 vs. NY Islanders
Gary Suter, Apr. 4, 1986 vs. Edmonton

ONE PERIOD: 4

Gary Suter, Apr. 4, 1986 vs. Edmonton, 2nd period

MOST PENALTIES

MINUTES, ONE SEASON: 375

Tim Hunter, 1988-89

MINUTES ONE SEASON, BY A CENTRE: 213

Joel Otto, 1988-89

MINUTES ONE SEASON, BY A LEFT WING: 282

Gary Roberts, 1987-88

MINUTES ONE SEASON, BY A RIGHT WING: 375

Tim Hunter, 1988-89

MINUTES ONE SEASON, BY A DEFENCEMAN: 271

Neil Sheehy, 1985-86

MINUTES ONE SEASON, BY A ROOKIE: 208

Todd Simpson, 1996-97

CONSECUTIVE GAMES PENALIZED: 14

Willie Plett, 1977-78; Tim Hunter, 1986-87

ONE GAME: 8

Charlie Bourgeois, Jan. 27, 1986 vs. Los Angeles, (7 minors, 1-10 minute misconduct)

Theoren Fleury, Nov. 9, 1997 at Detroit, (5 minors, 3-10 minute misconduct)



FLAMES ALL-TIME INDIVIDUAL RECORDS

CONTINUED

MINUTES, ONE GAME: 41

Neil Sheehy, Mar. 21, 1986 vs. Vancouver,
(3 minors, 1 major,
3-10 minute misconduct)

MINUTES, ONE PERIOD: 37

Nick Fotiu, Mar. 8, 1987 at NY Rangers,
(minor, major, 10-minute misconduct,
2 game misconducts)

MOST SHOTS**ONE SEASON:** 353

Theoren Fleury, 1995-96

ONE GAME: 13

Al MacInnis, Mar. 24, 1993 vs. St. Louis
Theoren Fleury, Mar. 2, 1995 vs. Vancouver

ONE PERIOD: 8

Kari Eloranta, Oct. 15, 1983 vs. Edmonton,
2nd period

MISCELLANEOUS**SHUTOUTS, ONE SEASON:** 10

Miikka Kiprusoff, 2005-06

WINS ONE SEASON, BY A GOALTENDER: 45

Miikka Kiprusoff, 2008-09

LONGEST UNDEFEATED STREAK, BY A**GOALTENDER:** 19 Games

Rejean Lemelin, 12 wins, 7 ties, 1983-84

MOST CONSECUTIVE SHUTOUT MINUTES,**FOR:** 164:40

Michael Vernon Dec. 12-19, 1992

MOST CONSECUTIVE GAMES PLAYED,**GOALTENDER:** 28

Trevor Kidd, Jan. 20, 1995 to
Mar. 19, 1995

LOWEST GOALS AGAINST AVERAGE: 1.69

Miikka Kiprusoff, 2003-04

HIGHEST SAVE PERCENTAGE: 0.933

Miikka Kiprusoff, 2003-04

PENALTY SHOTS, ONE SEASON: 3

Joe Mullen, 1986-87

Shean Donovan, 2003-04

MOST PENALTY SHOTS STOPPED FOR,**ONE GAME:** 2

Joe Mullen, 1986-87

Shean Donovan, 2003-04

MOST PENALTY SHOTS STOPPED AGAINST,**ONE GAME:** 2

Miikka Kiprusoff, Mar. 4, 2011

3 OR MORE GOAL GAMES, ONE SEASON: 5

Hakan Loob, 1987-88

Theoren Fleury, 1990-91

HIGHEST PLUS-MINUS, ONE GAME: +9

Theoren Fleury, Feb. 10, 1993

vs. San Jose

MOST 1ST GOALS OF THE SEASON: 3

Theoren Fleury, 1991-92, 1993-94,

1994-95

MOST CONSECUTIVE SEASONS**WITH 30+ GOALS:** 11

Jarome Iginla, 2000-12

MOST ALL-STARS IN THE STARTING**LINEUP:** 2

Jarome Iginla and Dion Phaneuf, 2008



PLAYOFF RECORDS

FLAMES ALL-TIME PLAYOFF RESULTS

DATE	TEAMS	RESULT	DATE	TEAMS	RESULT
04/09/1974	ATL at PHI	1-4 L	04/12/1986	CGY at WPG	4-3 W (OT)
04/11/1974	ATL at PHI	1-5 L	04/18/1986	CGY at EDM	4-1 W
04/12/1974	ATL vs. PHI	1-4 L	04/20/1986	CGY at EDM	5-6 L (OT)
04/14/1974	ATL vs. PHI	3-4 L (OT)	04/22/1986	CGY vs. EDM	3-2 W
04/06/1976	ATL at LAK	1-2 L	04/24/1986	CGY vs. EDM	4-7 L
04/08/1976	ATL vs. LAK	0-1 L	04/26/1986	CGY at EDM	4-1 W
04/05/1977	ATL at LAK	2-5 L	04/28/1986	CGY vs. EDM	2-5 L
04/07/1977	ATL vs. LAK	3-2 W	04/30/1986	CGY at EDM	3-2 W
04/09/1977	ATL at LAK	2-4 L	05/02/1986	CGY vs. STL	2-3 L
04/11/1978	ATL vs. DET	3-5 L	05/04/1986	CGY vs. STL	8-2 W
04/13/1978	ATL at DET	2-3 L	05/06/1986	CGY at STL	5-3 W
04/10/1979	ATL vs. TOR	1-2 L	05/08/1986	CGY at STL	2-5 L
04/12/1979	ATL at TOR	4-7 L	05/10/1986	CGY vs. STL	4-2 W
04/08/1980	ATL at NYR	1-2 L (OT)	05/12/1986	CGY at STL	5-6 L (OT)
04/09/1980	ATL at NYR	1-5 L	05/14/1986	CGY vs. STL	2-1 W
04/11/1980	ATL vs. NYR	4-2 W	05/16/1986	CGY vs. MTL	5-2 W
04/12/1980	ATL vs. NYR	2-5 L	05/18/1986	CGY vs. MTL	2-3 L (OT)
04/08/1981	CGY vs. CHI	4-3 W	05/20/1986	CGY at MTL	3-5 L
04/09/1981	CGY vs. CHI	6-2 W	05/22/1986	CGY at MTL	0-1 L
04/11/1981	CGY at CHI	5-4 W (2OT)	05/24/1986	CGY vs. MTL	3-4 L
04/16/1981	CGY at PHI	0-4 L	04/08/1987	CGY vs. WPG	2-4 L
04/17/1981	CGY at PHI	5-4 W	04/09/1987	CGY vs. WPG	2-3 L
04/19/1981	CGY vs. PHI	2-1 W	04/11/1987	CGY at WPG	3-2 W (OT)
04/20/1981	CGY vs. PHI	5-4 W	04/12/1987	CGY at WPG	3-4 L
04/22/1981	CGY at PHI	4-9 L	04/14/1987	CGY vs. WPG	4-3 W
04/24/1981	CGY vs. PHI	2-3 L	04/16/1987	CGY at WPG	1-6 L
04/26/1981	CGY at PHI	4-1 W	04/06/1988	CGY vs. LAK	9-2 W
04/28/1981	CGY vs. MIN	1-4 L	04/07/1988	CGY vs. LAK	6-4 W
04/30/1981	CGY vs. MIN	3-2 W	04/09/1988	CGY at LAK	2-5 L
05/03/1981	CGY at MIN	4-6 L	04/10/1988	CGY at LAK	7-3 W
05/05/1981	CGY at MIN	4-7 L	04/12/1988	CGY vs. LAK	6-4 W
05/07/1981	CGY vs. MIN	3-1 W	04/19/1988	CGY vs. EDM	1-3 L
05/09/1981	CGY at MIN	3-5 L	04/21/1988	CGY vs. EDM	4-5 L (OT)
04/07/1982	CGY at VAN	3-5 L	04/23/1988	CGY at EDM	2-4 L
04/08/1982	CGY at VAN	1-2 L (OT)	04/25/1988	CGY at EDM	4-6 L
04/10/1982	CGY vs. VAN	1-3 L	04/05/1989	CGY vs. VAN	3-4 L (OT)
04/06/1983	CGY vs. VAN	4-3 W (OT)	04/06/1989	CGY vs. VAN	5-2 W
04/07/1983	CGY vs. VAN	5-3 W	04/08/1989	CGY at VAN	4-0 W
04/09/1983	CGY at VAN	4-5 L	04/09/1989	CGY at VAN	3-5 L
04/10/1983	CGY at VAN	4-3 W (OT)	04/11/1989	CGY vs. VAN	4-0 W
04/14/1983	CGY at EDM	3-6 L	04/13/1989	CGY at VAN	3-6 L
04/15/1983	CGY at EDM	1-5 L	04/15/1989	CGY vs. VAN	4-3 W (OT)
04/17/1983	CGY vs. EDM	2-10 L	04/18/1989	CGY vs. LAK	4-3 W (OT)
04/18/1983	CGY vs. EDM	6-5 W	04/20/1989	CGY vs. LAK	8-3 W
04/20/1983	CGY at EDM	1-9 L	04/22/1989	CGY at LAK	5-2 W
04/04/1984	CGY vs. VAN	5-3 W	04/24/1989	CGY at LAK	5-3 W
04/05/1984	CGY vs. VAN	4-2 W	05/02/1989	CGY vs. CHI	3-0 W
04/07/1984	CGY at VAN	0-7 L	05/04/1989	CGY vs. CHI	2-4 L
04/08/1984	CGY at VAN	5-1 W	05/06/1989	CGY at CHI	5-2 W
04/12/1984	CGY at EDM	2-5 L	05/08/1989	CGY at CHI	2-1 W (OT)
04/13/1984	CGY at EDM	6-5 W (OT)	05/10/1989	CGY vs. CHI	3-1 W
04/15/1984	CGY vs. EDM	2-3 L	05/14/1989	CGY vs. MTL	3-2 W
04/16/1984	CGY vs. EDM	3-5 L	05/17/1989	CGY vs. MTL	2-4 L
04/18/1984	CGY at EDM	5-4 W	05/19/1989	CGY at MTL	3-4 L (2OT)
04/20/1984	CGY vs. EDM	5-4 W (OT)	05/21/1989	CGY at MTL	4-2 W
04/22/1984	CGY at EDM	4-7 L	05/23/1989	CGY vs. MTL	3-2 W
04/10/1985	CGY at WPG	4-5 L (OT)	05/25/1989	CGY at MTL	4-2 W
04/11/1985	CGY at WPG	2-5 L	04/04/1990	CGY vs. LAK	3-5 L
04/13/1985	CGY vs. WPG	4-0 W	04/06/1990	CGY vs. LAK	8-5 W
04/14/1985	CGY vs. WPG	3-5 L	04/08/1990	CGY at LAK	1-2 L (OT)
04/09/1986	CGY vs. WPG	5-1 W	04/10/1990	CGY at LAK	4-12 L
04/10/1986	CGY vs. WPG	6-4 W	04/12/1990	CGY vs. LAK	5-1 W

FLAMES ALL-TIME PLAYOFF RESULTS *CONTINUED*

DATE	TEAMS	RESULT	DATE	TEAMS	RESULT
04/14/1990	CGY at LAK	3-4 L (20T)	04/29/2006	CGY vs. ANA	3-2 W
04/04/1991	CGY vs. EDM	1-3 L	05/01/2006	CGY vs. ANA	1-2 L
04/06/1991	CGY vs. EDM	3-1 W	05/03/2006	CGY vs. ANA	0-3 L
04/08/1991	CGY at EDM	3-4 L	04/12/2007	CGY at DET	1-4 L
04/10/1991	CGY at EDM	2-5 L	04/15/2007	CGY at DET	1-3 L
04/12/1991	CGY vs. EDM	5-3 W	04/17/2007	CGY vs. DET	3-2 W
04/14/1991	CGY at EDM	2-1 W (OT)	04/19/2007	CGY vs. DET	3-2 W
04/16/1991	CGY vs. EDM	4-5 L (OT)	04/21/2007	CGY at DET	1-5 L
04/18/1993	CGY vs. LAK	3-6 L	04/22/2007	CGY vs. DET	1-2 L(20T)
04/21/1993	CGY vs. LAK	9-4 W	04/09/2008	CGY at SJS	3-2 W
04/23/1993	CGY at LAK	5-2 W	04/10/2008	CGY at SJS	0-2 L
04/25/1993	CGY at LAK	1-3 L	04/13/2008	CGY vs. SJS	4-3 W
04/27/1993	CGY vs. LAK	4-9 L	04/15/2008	CGY vs. SJS	2-3 L
04/29/1993	CGY at LAK	6-9 L	04/17/2008	CGY at SJS	3-4 L
04/18/1994	CGY vs. VAN	0-5 L	04/20/2008	CGY vs. SJS	2-0 W
04/20/1994	CGY vs. VAN	7-5 W	04/22/2008	CGY at SJS	3-5 L
04/22/1994	CGY at VAN	4-2 W	04/16/2009	CGY at CHI	2-3 L (OT)
04/24/1994	CGY at VAN	3-2 W	04/18/2009	CGY at CHI	2-3 L
04/26/1994	CGY vs. VAN	1-2 L (OT)	04/20/2009	CGY vs. CHI	4-2 W
04/28/1994	CGY at VAN	2-3 L (OT)	04/22/2009	CGY vs. CHI	6-4 W
04/30/1994	CGY vs. VAN	3-4 L (20T)	04/25/2009	CGY at CHI	1-5 L
05/07/1995	CGY vs. SJS	4-5 L	04/27/2009	CGY vs. CHI	1-4 L
05/09/1995	CGY vs. SJS	4-5 L (OT)	04/15/2015	CGY at VAN	2-1 W
05/11/1995	CGY at SJS	9-2 W	04/17/2015	CGY at VAN	1-4 L
05/13/1995	CGY at SJS	6-4 W	04/19/2015	CGY vs. VAN	4-2 W
05/15/1995	CGY vs. SJS	5-0 W	04/21/2015	CGY vs. VAN	3-1 W
05/17/1995	CGY at SJS	3-5 L	04/23/2015	CGY at VAN	1-2 L
05/19/1995	CGY vs. SJS	4-5 L (20T)	04/25/2015	CGY vs. VAN	7-4 W
04/17/1996	CGY at CHI	1-4 L	04/30/2015	CGY at ANA	1-6 L
04/19/1996	CGY at CHI	0-3 L	05/03/2015	CGY at ANA	0-3 L
04/21/1996	CGY vs. CHI	5-7 L	05/05/2015	CGY vs. ANA	4-3 W (OT)
04/23/1996	CGY vs. CHI	1-2 L (30T)	05/08/2015	CGY vs. ANA	2-4 L
04/07/2004	CGY at VAN	3-5 L	05/10/2015	CGY at ANA	2-3 L (OT)
04/09/2004	CGY at VAN	2-1 W			
04/11/2004	CGY vs. VAN	1-2 L			
04/13/2004	CGY vs. VAN	4-0 W			
04/15/2004	CGY at VAN	2-1 W			
04/17/2004	CGY vs. VAN	5-4 L (30T)			
04/19/2004	CGY at VAN	3-2 W (OT)			
04/22/2004	CGY at DET	2-1 W (OT)			
04/24/2004	CGY at DET	2-5 L			
04/27/2004	CGY vs. DET	3-2 W			
04/29/2004	CGY vs. DET	2-4 L			
05/01/2004	CGY at DET	1-0 W			
05/03/2004	CGY vs. DET	1-0 W (OT)			
05/09/2004	CGY at SJS	4-3 W			
05/11/2004	CGY at SJS	4-1 W			
05/13/2004	CGY vs. SJS	0-3 L			
05/16/2004	CGY vs. SJS	2-4 L			
05/17/2004	CGY at SJS	3-0 W			
05/19/2004	CGY vs. SJS	3-1 W			
05/25/2004	CGY at TBL	4-1 W			
05/27/2004	CGY at TBL	1-4 L			
05/29/2004	CGY vs. TBL	3-0 W			
05/31/2004	CGY vs. TBL	0-1 L			
06/03/2004	CGY at TBL	3-2 W (OT)			
06/05/2004	CGY vs. TBL	2-3 L (20T)			
06/07/2004	CGY at TBL	1-2 L			
04/21/2006	CGY vs. ANA	2-1 W			
04/23/2006	CGY vs. ANA	3-4 L			
04/25/2006	CGY vs. ANA	5-2 W			
04/27/2006	CGY vs. ANA	2-3 L			

FLAMES ALL-TIME PLAYOFF OVERTIME GAMES

DATE	OPPOSITION	SCORE	SCORER	TIME
May 5, 2015	vs. Anaheim	4-3 W	Mikael Backlund	4:24
May 10, 2015	at Anaheim	2-3 L	Corey Perry	2:26
April 16, 2009	at Chicago	2-3 L	Martin Havlat	0:12
April 22, 2007	vs. Detroit	1-2 L	Johan Franzen	24:23
April 21, 2006	vs. Anaheim	2-1 W	Darren McCarty	9:45
April 27, 2006	at Anaheim	2-3 L	Sean O'Donnell	1:36
June 5, 2004	vs. Tampa Bay	2-3 L	Martin St. Louis	20:33
June 3, 2004	at Tampa Bay	3-2 W	Oleg Saprykin	14:40
May 9, 2004	at San Jose	4-3 W	Steve Montador	18:43
May 3, 2004	vs. Detroit	1-0 W	Martin Gelinás	19:13
April 22, 2004	at Detroit	2-1 W	Marcus Nilson	2:39
April 19, 2004	at Vancouver	3-2 W	Martin Gelinás	1:25
April 17, 2004	vs. Vancouver	4-5 L	Brendan Morrison	42:28
April 23, 1996	vs. Chicago	1-2 L	Joe Murphy	50:02
May 19, 1995	vs. San Jose	4-5 L	Ray Whitney	21:54
May 9, 1995	vs. San Jose	4-5 L	Ulf Dahlen	12:21
April 30, 1994	vs. Vancouver	3-4 L	Pavel Bure	22:20
April 28, 1994	at Vancouver	2-3 L	Trevor Linden	16:43
April 26, 1994	vs. Vancouver	1-2 L	Geoff Courtall	7:15
April 16, 1991	vs. Edmonton	4-5 L	Esa Tikkanen	6:58
April 14, 1991	at Edmonton	2-1 W	Theoren Fleury	4:40
April 14, 1990	at Los Angeles	3-4 L	Mike Krushelnyski	23:14
April 8, 1990	at Los Angeles	1-2 L	Tony Granato	8:37
May 19, 1989	at Montreal	3-4 L	Ryan Walter	38:08
May 8, 1989	at Chicago	2-1 W	Al MacInnis	15:05
April 18, 1989	vs. Los Angeles	4-3 W	Doug Gilmour	7:47
April 15, 1989	vs. Vancouver	4-3 W	Joel Otto	19:21
April 5, 1989	vs. Vancouver	3-4 W	Paul Reinhart	2:47
April 15, 1988	vs. Edmonton	4-5 L	Wayne Gretzky	7:54
April 11, 1987	at Winnipeg	3-2 W	Mike Bullard	3:53
May 18, 1986	vs. Montreal	2-3 L	Brian Skrudland	0:09
May 12, 1986	at St. Louis	5-6 L	Doug Wickenheiser	7:30
April 20, 1986	at Edmonton	5-6 L	Glenn Anderson	1:04
April 12, 1986	at Winnipeg	4-3 W	Lanny McDonald	8:25
April 10, 1985	at Winnipeg	4-5 L	Brian Mullen	7:56
April 20, 1984	vs. Edmonton	5-4 W	Lanny McDonald	1:04
April 13, 1984	at Edmonton	6-5 W	Carey Wilson	3:42
April 10, 1983	at Vancouver	4-3 W	Greg Meredith	1:06
April 6, 1983	vs. Vancouver	4-3 W	Eddy Beers	12:27
April 8, 1982	at Vancouver	1-2 L	Dave Williams	14:20
April 11, 1981	at Chicago	5-4 W	Willi Plett	35:17
April 8, 1980	at NY Rangers	1-2 L	Steve Vickers	0:33
April 14, 1974	vs. Philadelphia	3-4 L	Dave Schultz	5:40

	GP	W	L	GP	W	L	GP	W	L		
Home	20	7	13	Road	23	11	12	Overall	43	18	25

FLAMES ALL-TIME vs OTHER TEAMS

OPPONENT	SERIES	W	L	GP	W	L	GF	GA	LAST MTG.	RND.	RESULT
Anaheim	2	0	2	12	4	8	25	36	2015	CSF	L 1-4
Chicago	4	2	2	18	9	9	53	54	2009	CQF	L 2-4
Dallas	1	0	1	7	3	4	19	25	1981	SF	L 2-4
Detroit	3	1	2	14	6	8	26	38	2007	CQF	L 4-2
Edmonton	5	1	4	30	11	19	96	132	1991	DSF	L 3-4
Los Angeles	6	2	4	26	13	13	102	105	1993	DSF	L 2-4
Montreal	2	1	1	11	5	6	32	31	1989	F	W 4-2
NY Rangers	1	0	1	4	1	3	8	14	1980	PRE	L 1-3
Philadelphia	2	1	1	11	4	7	28	43	1981	QF	W 4-3
Phoenix	3	1	2	13	6	7	43	45	1987	DSF	L 2-4
St. Louis	1	1	0	7	4	3	28	22	1986	CF	W 4-3
San Jose	3	1	2	20	10	10	68	57	2008	CQF	L 4-3
Tampa Bay	1	0	1	7	3	4	14	13	2004	F	L 3-4
Toronto	1	0	1	2	0	2	5	9	1979	PRE	L 0-2
Vancouver	7	5	2	38	21	17	119	110	2015	CQF	W 4-2
TOTALS	42	16	26	219	99	120	675	734	-	-	-

FLAMES ALL-TIME SERIES RECORD vs OTHER TEAMS

OPPONENT	YEAR	SERIES WINNER	W	L	GF	GA	OPPONENT	YEAR	SERIES WINNER	W	L	GF	GA		
Anaheim	2006	CQF	ANA	3	4	16	17	Montreal	1986	F	MTL	1	4	13	15
Anaheim	2015	CSF	ANA	1	4	9	19	Montreal	1989	F	CGY	4	2	19	16
Chicago	1981	PRE	CGY	3	0	15	9	NY Rangers	1980	PRE	NYR	1	3	8	14
Chicago	1989	CF	CGY	4	1	15	8	Philadelphia	1974	QF	PHI	0	4	6	17
Chicago	1996	CQF	CHI	0	4	7	16	Philadelphia	1981	QF	CGY	4	3	22	26
Chicago	2009	CQF	CHI	2	4	16	21	St. Louis	1986	CF	CGY	4	3	28	22
Detroit	1978	PRE	DET	0	2	5	8	San Jose	1995	CQF	SJS	3	4	35	26
Detroit	2004	CSF	CGY	4	2	11	12	San Jose	2004	CF	CGY	4	2	16	12
Detroit	2007	CQF	DET	2	4	10	18	San Jose	2008	CQF	SJS	3	4	17	19
Edmonton	1983	DF	EDM	1	4	13	35	Tampa Bay	2004	F	TBL	3	4	14	13
Edmonton	1984	DF	EDM	3	4	27	33	Toronto	1979	PRE	TOR	0	2	5	9
Edmonton	1986	DF	CGY	4	3	25	24	Vancouver	1982	DSF	VAN	0	3	5	10
Edmonton	1988	DF	EDM	0	4	11	18	Vancouver	1983	DSF	VAN	3	1	17	14
Edmonton	1991	DSF	EDM	3	4	20	22	Vancouver	1984	DSF	CGY	3	1	14	13
Los Angeles	1976	PRE	LAK	0	2	1	3	Vancouver	1989	DSF	CGY	4	3	26	20
Los Angeles	1977	PRE	LAK	1	2	7	11	Vancouver	1994	CQF	VAN	3	4	20	23
Los Angeles	1988	DSF	CGY	4	1	30	18	Vancouver	2004	CQF	CGY	4	3	19	16
Los Angeles	1989	DF	CGY	4	0	22	11	Vancouver	2015	CQF	CGY	4	2	18	14
Los Angeles	1990	DSF	LAK	2	4	24	29	Winnipeg	1985	DSF	WPG	1	3	13	15
Los Angeles	1993	DSF	LAK	2	4	28	33	Winnipeg	1986	DSF	CGY	3	0	15	8
Minnesota	1981	SF	MIN	2	4	18	25	Winnipeg	1987	DSF	WPG	2	4	15	22

FLAMES ALL-TIME PLAYOFF LEADERS

GOALS

Mullen	35
Nieuwendyk	32
Fleury	29
Iginla	28
Loob	26
MacInnis	25
McDonald	24
Otto	23
Reinhart	21
Gilmour	15
Peplinski	15

ASSISTS

MacInnis	77
Reinhart	51
Otto	38
Fleury	33
Suter	33
Peplinski	31
Roberts	30
Loob	28
Nieuwendyk	28
Chouinard	26

POINTS

MacInnis	102
Reinhart	72
Fleury	62
Otto	61
Nieuwendyk	60
Mullen	55
Loob	55
Iginla	49
McDonald	47
Peplinski	46

PENALTY MINUTES

Peplinski	382
Hunter, T	352
Roberts	216
Plett	191
Otto	188
MacInnis	153
Baxter	120
Sheehy	104
McDonald	98
Fleury	96

GAMES PLAYED

Peplinski	99
MacInnis	95
Otto	87
Hunter, T	86
Macoun	84
Vernon (G)	81
Reinhart	76
Loob	73
Patterson	72
McDonald	72
Nieuwendyk	66
Mullen	61
Fleury	59
Roberts	58
Iginla	54
Kiprusoff (G)	54
Risebrough	50
Suter	49
Conroy	45
Yelle	43
Regehr	41
Chouinard	41

FLAMES CAREER PLAYOFF POINT LEADERS

PLAYER	GP	G	A	PTS	PIM
MacInnis	95	25	77	102	153
Reinhart	76	21	51	72	38
Fleury	59	29	33	62	96
Otto	87	23	38	61	188
Nieuwendyk	66	32	28	60	36
Mullen	61	35	20	55	18
Loob	73	26	28	54	16
Iginla	54	28	21	49	70
McDonald	72	24	23	47	98
Peplinski	99	15	31	46	382
Roberts	58	13	30	43	216
Suter	49	6	33	39	68
Chouinard	41	9	26	35	12
Gilmour	35	15	13	28	28
Nilsson	33	4	24	28	8
Patterson	72	11	16	27	55
Risebrough	50	10	17	27	95
Macoun	84	6	19	25	87
Quinn, D	29	11	12	23	14
Tonelli	31	9	14	23	61
Conroy	45	7	15	22	28
Reichel	26	5	14	19	6
Plett	27	12	6	18	191
Houston	31	9	9	18	62
Langkow	26	6	12	18	12
MacMillan, B	24	8	9	17	16
Russell	34	3	13	16	70
Ramage	29	2	14	16	47
Gelinas	26	8	7	15	35
Regehr	41	3	12	15	28
Bozek	31	7	7	14	53
Titov	18	7	6	13	14
Lever	20	5	8	13	20
Stern	31	6	6	12	85
Wilson, C	32	6	6	12	10
Phaneuf	25	5	7	12	22
Hunter, T	86	5	7	12	352
Huselius	20	2	10	12	14
Leopold	39	0	12	12	18
Vail	20	5	6	11	6
Konroyd	24	4	7	11	40
Nilson	34	4	7	11	14
Eaves	19	5	5	10	10
Donovan	31	5	5	10	39
Sullivan	18	4	6	10	10
Beers	22	4	6	10	39
Nattress	38	4	6	10	22
Lombardi	33	2	8	10	10
McCrimmon	37	2	8	10	60
Yelle	43	6	3	9	32
Bridgman	12	5	4	9	47
Gaudreau	11	4	5	9	6
Bullard	12	4	5	9	8
Murzyn	32	4	5	9	35
LaVallee	19	3	6	9	15
Ranheim	19	3	6	9	2
Housley	7	0	9	9	0
Simon	22	5	3	8	81

PLAYER	GP	G	A	PTS	PIM
Hudler	11	4	4	8	2
Nieminen	24	4	4	8	55
Tanguay	13	1	7	8	12
Eloranta	21	1	7	8	19
Zalapski	18	0	8	8	16
Kisio	14	3	4	7	27
MacLellan	28	3	4	7	27
Russell, K	11	2	5	7	7
Lysiak	11	2	5	7	12
Berezan	20	2	5	7	30
Rautakallio	23	2	5	7	8
Murdoch	25	2	5	7	42
Makarov	9	1	6	7	0
Wideman	11	0	7	7	12
Ference	33	0	7	7	37
Kruse	17	4	2	6	28
Moss	17	4	2	6	4
Monahan	11	3	3	6	2
Chiasson	11	3	3	6	9
Clark	26	3	3	6	30
Saprykin	26	3	3	6	14
Clement	32	3	3	6	14
Aucoin	13	2	4	6	6
Nylander	13	0	6	6	2
Marsh	22	0	6	6	27
Kennedy	10	4	1	5	18
Nolan	7	3	2	5	2
Ferland	9	3	2	5	23
Jackson	14	3	2	5	6
Yawney	19	3	2	5	26
Hislop	28	3	2	5	11
Jokinen	6	2	3	5	4
Jones, D.	11	2	3	5	2
Brodie	11	1	4	5	0
Meredith	5	3	1	4	4
Dahlquist	7	3	1	4	4
Gould, B	11	3	1	4	4
Bennett, S	11	3	1	4	8
Romanchych	7	2	2	4	4
Hunter, M	10	2	2	4	23
Amonte	13	2	2	4	10
Holt	13	2	2	4	52
Nystrom	13	2	2	4	2
Stajan	11	1	3	4	21
Musil	25	1	3	4	21
Baxter	30	0	4	4	120
Paslawski	6	3	0	3	0
Walz	7	3	0	3	2
Hull	6	2	1	3	0
Comeau	9	2	1	3	8
Cammalleri	6	1	2	3	2
Colborne	11	1	2	3	20
Primeau	13	1	2	3	18
Kromm	14	1	2	3	13
Montador	20	1	2	3	6
Unger	4	0	3	3	2
Mulhern	5	0	3	3	5
Ashton	6	0	3	3	2

FLAMES CAREER PLAYOFF POINT LEADERS CONTINUED

PLAYER	GP	G	A	PTS	PIM
Glencross	6	0	3	3	12
Skrudland	6	0	3	3	12
Hamrik	13	0	3	3	10
Johnson	17	0	3	3	64
Lemelin (G)	31	0	3	3	0
Vernon (G)	81	0	3	3	18
Lalonde	3	2	0	2	0
Pronovost	6	2	0	2	2
McCarty	7	2	0	2	15
Bollig	11	2	0	2	38
Oliwa	20	2	0	2	6
Stillman	2	1	1	2	0
Lemieux, J	4	1	1	2	0
Bertuzzi	6	1	1	2	8
Bennett	9	1	1	2	45
Dunn	9	1	1	2	8
Backlund	11	1	1	2	8
Kobasew	33	1	1	2	24
Boldirev	2	0	2	2	2
Ecclestone	4	0	2	2	6
Parzy	6	0	2	2	5
Raymond	8	0	2	2	0
Manery	9	0	2	2	4
Sarich	12	0	2	2	8
Dahl	16	0	2	2	12
Patrick	16	0	2	2	8
Commodore	20	0	2	2	19
Sheehy	32	0	2	2	104
Dwyer	1	1	0	1	0
Coxe	2	1	0	1	16
Redmond	2	1	0	1	0
Giordano	4	1	0	1	0
Korn	4	1	0	1	12
Murray	4	1	0	1	2
Bourque	5	1	0	1	22
Boyd	5	1	0	1	0
Gibbs	5	1	0	1	4
Jalonen	5	1	0	1	0
Zyuzin	5	1	0	1	2
Labraaten	8	1	0	1	4
Fox	2	0	1	1	8
Ingarfield	2	0	1	1	0
Lindberg	2	0	1	1	2
Phillipoff	2	0	1	1	2
Rota	2	0	1	1	26
Tambellini	2	0	1	1	0
Evason	3	0	1	1	0
Granlund	3	0	1	1	0
Guy	4	0	1	1	23
Hextall	4	0	1	1	16
Huscroft	4	0	1	1	4
Ribble	4	0	1	1	8
Simpson	4	0	1	1	2
Eriksson	5	0	1	1	2
Johansson	5	0	1	1	2
Matteau	5	0	1	1	0
Berube	6	0	1	1	21
Gauthier	6	0	1	1	4

PLAYER	GP	G	A	PTS	PIM
Lundmark	6	0	1	1	7
Lydman	6	0	1	1	2
Stuart	6	0	1	1	6
Churla	7	0	1	1	17
Quinn, P	7	0	1	1	8
Kea	8	0	1	1	9
Keczmer	10	0	1	1	6
Engelland	11	0	1	1	50
Fotiu	11	0	1	1	34
Hrdina	11	0	1	1	2
Schlemko	11	0	1	1	2
Shand	11	0	1	1	57
Vandermeer	13	0	1	1	8
Bourgeois	15	0	1	1	51
McCarthy	17	0	1	1	61
Warrener	37	0	1	1	30
Kiprusoff (G)	52	0	1	1	6
Bolduc	1	0	0	0	0
Bradley	1	0	0	0	0
Carr	1	0	0	0	0
Christoff	1	0	0	0	0
Courteau	1	0	0	0	0
Glynn	1	0	0	0	0
Hlushko	1	0	0	0	2
Hulse	1	0	0	0	0
MacDonald	1	0	0	0	0
McElhinney (G)	1	0	0	0	0
McLennan (G)	1	0	0	0	12
Priakin	1	0	0	0	0
Sabourin	1	0	0	0	0
Shore	1	0	0	0	2
Torgajev	1	0	0	0	0
Turek (G)	1	0	0	0	0
Wilson, B	1	0	0	0	0
Wolf	1	0	0	0	0
Zaharko	1	0	0	0	0
Bouma	2	0	0	0	2
Carriere	2	0	0	0	2
Evans	2	0	0	0	0
Flett	2	0	0	0	0
Hilliard	2	0	0	0	0
Joseph (G)	2	0	0	0	0
Kryskow	2	0	0	0	2
Lapointe	2	0	0	0	0
Lemieux, R	2	0	0	0	0
Potter	2	0	0	0	0
Roy	2	0	0	0	0
Seiling	2	0	0	0	0
St. Sauveur	2	0	0	0	0
Sweeney, B	2	0	0	0	0
Wappel	2	0	0	0	4
Cavallini	3	0	0	0	4
Diaz	3	0	0	0	0
Leclerc	3	0	0	0	2
McAdam	3	0	0	0	0
Albein	4	0	0	0	0
Brown	4	0	0	0	0
Deadmarsh	4	0	0	0	17

FLAMES CAREER PLAYOFF POINT LEADERS CONTINUED

PLAYER	GP	G	A	PTS	PIM
Henderson	4	0	0	0	0
Leiter	4	0	0	0	2
Lemieux, J	4	0	0	0	0
McCreary	4	0	0	0	0
McDonough	4	0	0	0	2
Peters	4	0	0	0	0
Price	4	0	0	0	6
Reese (G)	4	0	0	0	0
Richard	4	0	0	0	2
Stewart	4	0	0	0	10
Tabaracci (G)	4	0	0	0	0
Wamsley (G)	4	0	0	0	0
Godard	5	0	0	0	0
Fenton	5	0	0	0	2
Friesen	5	0	0	0	2
Myre (G)	5	0	0	0	0

PLAYER	GP	G	A	PTS	PIM
Bartel	6	0	0	0	16
Wotherspoon	6	0	0	0	0
Gould	7	0	0	0	4
Hiller (G)	7	0	0	0	0
Kyte	7	0	0	0	7
Ramo (G)	7	0	0	0	0
Hale	8	0	0	0	8
Ritchie	8	0	0	0	10
Jooris	9	0	0	0	4
Kidd (G)	9	0	0	0	0
Hindmarch	10	0	0	0	6
Lowry	10	0	0	0	6
Edwards (G)	11	0	0	0	0
Bouchard (G)	12	0	0	0	0
Riggin (G)	14	0	0	0	0

FLAMES CAREER PLAYOFF LEADERS - GOALTENDERS

GOALTENDER	GP	MIN	GA	EN	SO	GAA	WIN	LOSS
Vernon	81	4,773	240	4	3	3.02	43	33
Kiprusoff	52	3,127	122	4	6	2.34	24	26
Lemelin	31	1,619	108	2	1	4.00	11	14
Riggin	14	823	47	1	0	3.43	6	7
Hiller	7	322	14	0	0	2.61	3	3
Kidd	9	517	35	0	1	4.06	3	5
Edwards	11	443	34	1	0	4.60	3	3
Ramo	7	336	16	3	0	2.86	2	3
Joseph	2	79	1	0	0	0.76	1	0
Reese	4	209	17	1	0	4.88	1	3
Myre	5	305	18	1	0	3.54	1	4
Bouchard	12	701	42	1	0	3.59	1	11
McElhinney	1	34	1	0	0	1.76	0	0
McLennan	1	1	0	0	0	0.00	0	0
Turek	1	19	0	0	0	0.00	0	0
Tabaracci	4	223	7	0	0	1.88	0	3
Wamsley	4	104	14	0	0	8.08	0	3

FLAMES PLAYOFF TEAM RECORDS

LONGEST STREAKS

WINNING: 6 GAMES

Game 7, 1989 Smythe Division Semi-Finals to Game 1, Campbell Conference Championships, Apr. 15 to May 2, 1989

HOME WINNING: 6 GAMES

Game 2, 1989 Smythe Division Semi-Finals to Game 1, Campbell Conference Championships, Apr. 6 to May 2, 1989

ROAD WINNING: 5 GAMES

Game 5, Western Conference Semi-Finals to Game 1, Stanley Cup Finals, May 1 to May 25, 2004

LOSING: 7 GAMES

Game 1, 1974 Quarter-Finals vs. Philadelphia to Game 1, 1977 Preliminary Round vs. Los Angeles, Apr. 9, 1974 to Apr. 5, 1977

Game 3, 1977 Preliminary Round vs. Los Angeles to Game 2, 1980 Preliminary Round vs. NY Rangers, Apr. 9, 1977 to Apr. 9, 1980

HOME LOSING: 3 GAMES

Game 3, 1974 Quarter-Finals vs. Philadelphia to Game 2, 1976 Preliminary Round vs. Los Angeles, Apr. 12, 1974 to Apr. 8, 1976

Game 4, 1986 Smythe Division Finals to Game 3, 1986 Campbell Conference Finals vs. St. Louis, Apr. 24 to May 2, 1986

ROAD LOSING: 9 GAMES

Game 1, 1974 Quarter-Finals vs. Philadelphia to Game 2, 1980 Preliminary Round vs. NY Rangers, Apr. 9, 1974 to Apr. 9, 1980

PLAYOFF YEAR - MOST

Games: 26	2004
Home Games: 12	1986, 1989, 2004
Road Games: 14	2004
Wins: 16	1989
Losses: 11	2004
Goals, For: 82	1989
Goals, Against: 69	1986
Power-play Goals, For: 28	1989
Power-play Goals, Against: 21	2004
Shorthanded Goals, For: 5	1986
Shorthanded Goals, Against: 5	1983, 1986

PLAYOFF SERIES

MOST GOALS 2 GAME SERIES: 5 (2X)

vs. Detroit, 1977 Preliminary Round vs. Toronto, 1979 Preliminary Round

FEWEST GOALS 2 GAME SERIES: 1

vs. Los Angeles, 1976 Preliminary Round

MOST GOALS 3 GAME SERIES: 15 (2X)

vs. Chicago, 1981 Preliminary Round vs. Winnipeg, 1986 Smythe Division Finals

FEWEST GOALS 3 GAME SERIES: 5

vs. Vancouver, 1982 Smythe Division Semi-Finals

MOST GOALS 4 GAME SERIES: 22

vs. Los Angeles, 1989 Smythe Division Finals

FEWEST GOALS 4 GAME SERIES: 6

vs. Philadelphia, 1974 Quarter-Finals

MOST GOALS 5 GAME SERIES: 30

vs. Los Angeles, 1988 Smythe Division Semi-Finals

FEWEST GOALS 5 GAME SERIES: 13 (2X)

vs. Edmonton, 1983 Smythe Division Finals vs. Montreal, 1986 Stanley Cup Finals

MOST GOALS 6 GAME SERIES: 28

vs. Los Angeles, 1993 Smythe Division Semi-Finals

FEWEST GOALS 6 GAME SERIES: 10

vs. Detroit, 2007 Western Conference Quarter-Finals

MOST GOALS 7 GAME SERIES: 36

vs. San Jose, 1995 Western Conference Quarter-Finals

FEWEST GOALS 7 GAME SERIES: 14

vs. Tampa Bay, 2004 Stanley Cup Finals

MOST GOALS AGAINST: 35

vs. Edmonton, 1983 Smythe Division Finals

FEWEST GOALS AGAINST: 3

vs. Los Angeles, 1976 Preliminary Round

MOST GOALS AGAINST 2 GAME SERIES: 9

vs. Toronto, 1979 Preliminary Round

FEWEST GOALS AGAINST 2 GAME SERIES: 3

vs. Los Angeles, 1976 Preliminary Round

MOST GOALS AGAINST 3 GAME SERIES: 11

vs. Los Angeles, 1977 Preliminary Round

FEWEST GOALS AGAINST 3 GAME SERIES: 9

vs. Chicago, 1981 Preliminary Round

MOST GOALS AGAINST 4 GAME SERIES: 18

vs. Edmonton, 1988 Smythe Division Finals

FEWEST GOALS AGAINST 4 GAME SERIES: 11

vs. Los Angeles, 1989 Smythe Division Finals

MOST GOALS AGAINST 5 GAME SERIES: 35

vs. Edmonton, 1983 Smythe Division Finals

NHL RECORD

FEWEST GOALS AGAINST 5 GAME SERIES: 8

vs. Chicago, 1989 Campbell Conference Championship

MOST GOALS AGAINST 6 GAME SERIES: 33

vs. Los Angeles, 1993 Smythe Division Semi-Finals

FEWEST GOALS AGAINST 6 GAME SERIES: 12 (2X)

vs. Detroit, 2004 Western Conference Semi-Finals vs. San Jose, 2004 Western Conference Finals

MOST GOALS AGAINST 7 GAME SERIES: 33

vs. Edmonton, 1984 Smythe Division Finals

FEWEST GOALS AGAINST 7 GAME SERIES: 13

vs. Tampa Bay, 2004 Stanley Cup Finals

MOST GOALS BOTH TEAMS: 62

vs. San Jose, 1995 Western Conference Quarter-Finals (Calgary 36, San Jose 26)

FEWEST GOALS BOTH TEAMS: 4

vs. Los Angeles, 1976 Preliminary Round (Calgary 1, Los Angeles 3)

MOST GOALS BOTH TEAMS 2 GAME SERIES: 14

vs. Toronto, 1979 Preliminary Round (Calgary 5, Toronto 9)

FEWEST GOALS BOTH TEAMS 2 GAME SERIES: 4

vs. Los Angeles, 1976 Preliminary Round (Calgary 1, Los Angeles 3)

MOST GOALS BOTH TEAMS 3 GAME SERIES: 24

vs. Chicago, 1981 Preliminary Round (Calgary 15, Chicago 9)

FEWEST GOALS BOTH TEAMS 3 GAME SERIES: 15

vs. Vancouver, 1982 Smythe Division Semi-Finals (Calgary 5, Vancouver 10)

MOST GOALS BOTH TEAMS 4 GAME SERIES: 33

vs. Los Angeles, 1989 Smythe Division Semi-Finals (Calgary, Los Angeles 11)

FEWEST GOALS BOTH TEAMS 4 GAME SERIES: 22

vs. NY Rangers, 1980 Preliminary Round (Calgary 8, Rangers 14)

MOST GOALS BOTH TEAMS 5 GAME SERIES: 48 (2X)

vs. Edmonton, 1983 Smythe Division Finals (Calgary 13, Edmonton 35)

vs. Los Angeles, 1988 Smythe Division Semi-Finals (Calgary 30, Los Angeles 18)

FEWEST GOALS BOTH TEAMS 5 GAME SERIES: 23

vs. Chicago, 1989 Campbell Conference Championship (Calgary 15, Chicago 8)

MOST GOALS BOTH TEAMS 6 GAME SERIES: 61

vs. Los Angeles, 1993 Smythe Division Semi-Finals (Calgary 28, Los Angeles 33)

FEWEST GOALS BOTH TEAMS 6 GAME SERIES: 23

vs. Detroit, 2004 Western Conference Semi-Finals (Calgary 11, Detroit 12)

MOST GOALS BOTH TEAMS 7 GAME SERIES: 62

vs. San Jose, 1995 Western Conference Quarter-Finals (Calgary 36, San Jose 26)

NHL RECORD

FLAMES PLAYOFF TEAM RECORDS *CONTINUED*

PLAYOFF SERIES

FEWEST GOALS BOTH TEAMS 7 GAME SERIES: 27

vs. Tampa Bay, 2004 Stanley Cup Finals (Calgary 14, Tampa Bay 13)

MOST POWER-PLAY GOALS FOR: 13

vs. St. Louis, 1986 Campbell Conference Finals

MOST POWER-PLAY GOALS AGAINST: 10
vs. Los Angeles, 1990 Smythe Division Semi-Finals

MOST POWER-PLAY GOALS BOTH TEAMS: 18
vs. St. Louis, 1986 Campbell Conference Finals (Calgary 13, St. Louis 5)

MOST SHORTHANDED GOALS FOR: 6

vs. San Jose, 1995 Western Conference Quarter-Finals

TIES NHL RECORD

MOST SHORTHANDED GOALS AGAINST: 5

vs. Edmonton, 1983 Smythe Division Finals

MOST SHORTHANDED GOALS BOTH TEAMS: 7

vs. Edmonton, 1983 Smythe Division Finals (Calgary 2, Edmonton 5)

TIES NHL RECORD

MOST SHUTOUTS FOR: 2 (2X)

vs. Vancouver, 1989 Smythe Division Semi-Finals, Apr 8, 1989 (Vernon); Apr. 11, 1989 (Vernon)

vs. Detroit, 2004 Western Conference Semi-Finals, May 1, 2004 (Kiprusoff); May 8, 2004 (Kiprusoff)

MOST SHUTOUTS AGAINST: 1 (11X)

vs. Los Angeles, 1976 Preliminary Round, Apr. 8, 1976 (Vachon)

vs. Philadelphia, 1981 Quarter-Finals, Apr. 16, 1981 (St. Croix)

vs. Vancouver, 1984 Smythe Division SF, Apr. 7, 1984 (Brodeur)

vs. Montreal, 1986 Stanley Cup Finals, May 22, 1986 (Roy)

vs. Vancouver, 1994 Western Conference QF, Apr. 18, 1994 (McLean)

vs. Chicago, 1996 Western Conference QF, Apr. 19, 1996, (Belfour)

vs. San Jose, 2004 Western Conference SF, May 13, 2004, (Nabokov)

vs. Tampa Bay, 2004 Stanley Cup Finals, May 31, 2004, (Khabibulin)

vs. Anaheim, 2006 Western Conference QF, May 3, 2006 (Bryzgalov)

vs. San Jose, 2008 Western Conference QF, Apr. 10, 2008 (Nabokov)

vs. Anaheim, 2015 Western Conference SF, May 3, 2015 (Andersen)

PLAYOFF GAME

MOST GOALS: 9 (3X)

Apr. 6, 1988 vs. Los Angeles, 9-2
Apr. 21, 1993 vs. Los Angeles, 9-4
May 11, 1995 at San Jose, 9-2

MOST GOALS AT HOME: 9 (2X)

Apr. 6, 1988 vs. Los Angeles, 9-2
Apr. 21, 1993 vs. Los Angeles, 9-4

MOST GOALS ON ROAD: 9

May 11, 1995 at San Jose, 9-2

MOST GOALS AGAINST: 12

Apr. 10, 1990 at Los Angeles, 4-12

MOST GOALS AGAINST AT HOME: 10

Apr. 17, 1983 vs. Edmonton, 2-10

MOST GOALS AGAINST ON ROAD: 12

Apr. 10, 1990 at Los Angeles, 4-12

MOST DECISIVE WIN: 7 GOALS (2X)

Apr. 6, 1988 vs. Los Angeles, 9-2
May 11, 1995 at San Jose, 9-2

MOST DECISIVE WIN AT HOME: 7 GOALS

Apr. 6, 1988 vs. Los Angeles, 9-2

MOST DECISIVE WIN ON ROAD: 7 GOALS

May 11, 1995 at San Jose, 9-2

MOST DECISIVE LOSS: 8 GOALS (3X)

Apr. 17, 1983 vs. Edmonton, 2-10
Apr. 20, 1983 at Edmonton, 1-9
Apr. 10, 1990 at Los Angeles, 4-12

MOST DECISIVE LOSS AT HOME: 8 GOALS

Apr. 17, 1983 vs. Edmonton, 2-10

MOST DECISIVE LOSS ON ROAD: 8 GOALS (2X)

Apr. 20, 1983 at Edmonton, 1-9
Apr. 10, 1990 at Los Angeles, 4-12

MOST POWER-PLAY GOALS FOR: 4 (2X)

May 4, 1986 vs. St. Louis, 8-2
Apr. 20, 1994 vs. Vancouver, 7-5

MOST POWER-PLAY GOALS AGAINST: 4 (2X)

Apr. 9, 1989 at Vancouver, 3-5
Apr. 7, 2004 at Vancouver, 3-5

MOST POWER-PLAY GOALS, BOTH TEAMS: 7

Apr. 9, 1989 at Vancouver, 3-5,
Calgary 3, Vancouver 4

MOST SHORTHANDED GOALS FOR: 2 (2X)

Apr. 6, 1990 vs. Los Angeles, 8-5
May 11, 1995 at San Jose, 9-2

MOST SHORTHANDED GOALS AGAINST: 3 (2X)

Apr. 17, 1983 vs. Edmonton, 2-10
Apr. 21, 2007 at Detroit, 1-5

TIES NHL RECORD

FASTEST OPENING GOAL FOR: 0:20 (2X)

May 6, 1986 at St. Louis, 5-3, Joe Mullen;
May 11, 2004 at San Jose, 4-1, Marcus Nilsson

FASTEST OPENING GOAL AGAINST: 0:08

Apr. 7, 1982 at Vancouver, 1-2, Stan Smyl

FASTEST TWO GOALS FOR: 0:15

May 5, 1981 at Minnesota, 4-7
3rd period, Gould (10:22)and Dwyer (10:37)

FASTEST TWO GOALS AGAINST: 0:08

Apr. 14, 1983 at Edmonton, 3-6,
3rd period, Messier (2:00) and Hughes (2:08)

FASTEST TWO GOALS BOTH TEAMS: 0:15

Apr. 17, 1983 vs. Edmonton, 2-10,
1st period, Gretzky (13:42) and Reinhart (13:57)

FASTEST THREE GOALS FOR: 3:14

Apr. 21, 1993 vs. Los Angeles, 9-4,
3rd period, Reichel (7:23),
Paslowski (8:14), and Fleury (10:37)

FASTEST THREE GOALS AGAINST: 0:23

Apr. 12, 1979 at Toronto, 4-7,
1st period, Sittler (4:04 & 4:16) and Ellis (4:27)

NHL RECORD

FASTEST THREE GOALS BOTH TEAMS: 0:55

Apr. 17, 1983 vs. Edmonton, 2-10,
1st period, Gretzky (13:42),
Reinhart (13:57) and Gretzky (14:37)

MOST PENALTY MINUTES FOR: 110

Apr. 10, 1979 vs. Toronto

MOST PENALTY MINUTES AGAINST: 110

Apr. 24, 1986 vs. Edmonton

MOST PENALTY MINUTES BOTH TEAMS: 219

Apr. 10, 1979 vs. Toronto

FEWEST PENALTY MINUTES FOR: 4 (5X)

May 19, 1995 vs. San Jose (2 OT)
Apr. 27, 2004 vs. Detroit
Jun. 3, 2004 vs. Tampa Bay
Apr. 9, 2008 vs. San Jose
Apr. 27, 2009 vs. Chicago

FEWEST PENALTY MINUTES AGAINST: 2 (3X)

May 19, 1995 vs. San Jose (2 OT)
Apr. 22, 2009 vs. Chicago
Apr. 15, 2015 vs. Vancouver

FEWEST PENALTY MINUTES BOTH TEAMS: 6

May 19, 1995 vs. San Jose (2 OT),
(Flames 4, San Jose 2)

MOST SHOTS ON GOAL FOR: 60

May 19, 1995 vs. San Jose, 4-5 (2 OT)

MOST SHOTS ON GOAL AGAINST: 65

Apr. 11, 1981 at Chicago, 5-4 OT
Apr. 6, 1988 vs. Los Angeles, 9-2

MOST SHOTS ON GOAL BOTH TEAMS: 113

Apr. 11, 1981 at Chicago, 5-4 OT,
(Calgary 48, Chicago 65)

FEWEST SHOTS ON GOAL FOR: 10

Apr. 15, 2008 vs. San Jose, 2-3

FEWEST SHOTS ON GOAL AGAINST: 15

Jun. 7, 2004 at Tampa Bay, 1-2

FEWEST SHOTS ON GOAL BOTH TEAMS: 32

Jun. 7, 2004 at Tampa Bay, 1-2

FLAMES PLAYOFF TEAM RECORDS *CONTINUED*

PLAYOFF PERIOD

MOST GOALS FOR: 5

Apr. 21, 1993 vs. Los Angeles,

MOST GOALS AGAINST: 5 (3X)

Apr. 22, 1981 at Philadelphia,
4-9, 1st period

Apr. 20, 1983 at Edmonton,
1-9, 2nd period
Apr. 10, 1990 at Los Angeles,
4-12, 2nd period

MOST GOALS BOTH TEAMS: 9

Apr. 10, 1990 at Los Angeles,
4-12, 2nd period, Calgary 4,
Los Angeles 5

MOST SHOTS FOR: 22

Apr. 6, 1988 vs. Los Angeles,
9-2, 1st period, 4 goals

MOST SHOTS AGAINST: 27

Apr. 10, 2008 at San Jose,
0-2, 2nd period, 2 goals

MOST SHOTS BOTH TEAMS: 36

Apr. 28, 1981 vs. Minnesota, 1-4,
2nd period, Calgary 18 shots, 1 goal,
Minnesota 18 shots, 2 goals

FEWEST SHOTS FOR: 2 (7X)

Apr. 17, 1981 at Philadelphia,
5-4, 3rd period, no goals

May 14, 1986 vs. St. Louis,
2-1, 3rd period, no goals

May 22, 1986 at Montreal,
0-1, 2nd period, no goals

May 6, 1989 at Chicago,
5-2, 3rd period, two goals

Apr. 15, 2004 at Vancouver,
2-1, 3rd period, one goal

May 29, 2004 vs. Tampa Bay,
3-0, 1st period, no goals

Apr. 15, 2008 vs. San Jose,
2-3, 1st period, no goals

FEWEST SHOTS AGAINST: 2 (3X)

Apr. 7, 1977 vs. Los Angeles,
3-2, 2nd period, 1 goal

Apr. 7, 1988 vs. Los Angeles,
6-4, 3rd period, 1 goal

Apr. 28, 1994 at Vancouver,
2-3 OT, 3rd period, no goals

FEWEST SHOTS BOTH TEAMS: 7

May 29, 2004 vs. Tampa Bay,
3-0, 1st period, Calgary 2 shots,
0 goals, Tampa Bay 5 shots, 0 goals

MOST POWER-PLAY GOALS FOR: 3 (3X)

May 4, 1986 vs. St. Louis, 8-2,
3rd period, Patterson, Quinn, MacInnis

May 12, 1986 at St. Louis, 5-6 OT,
2nd period, Quinn (2), Tonelli

Apr. 9, 1989 at Vancouver, 3-5,
3rd period, Otto, Fleury, Nieuwendyk

MOST POWER-PLAY GOALS AGAINST: 3

Apr. 11, 1978 vs. Detroit, 3-5, 1st period

MOST POWER-PLAY GOALS BOTH TEAMS: 5

Apr. 9, 1989 at Vancouver, 3-5, 3rd period,
Flames (Otto, Fleury, Nieuwendyk), Vancouver
(Reinhart, Nordmark)

MOST SHORTHANDED GOALS FOR: 2

May 11, 1995 at San Jose, 9-2, 1st period,
Mike Sullivan and Ron Stern

MOST SHORTHANDED GOALS AGAINST: 2 (2X)

Apr. 14, 1985 vs. Winnipeg, 3-5, 2nd period,
Smail, Boschman

Apr. 21, 2007 at Detroit, 1-5, 2nd period,
Cleary (SH PS), Chelios

MOST SHORTHANDED GOALS BOTH TEAMS: 2 (4X)

Apr. 14, 1983 at Edmonton, 3-6, 3rd period
(Flames, Reinhart - Edmonton, Messier)

Apr. 14, 1985 vs. Winnipeg, 3-5, 2nd period
(Winnipeg Smail, Boschman)

May 11, 1995 at San Jose, 9-2, 1st period,
Mike Sullivan and Ron Stern

Apr. 21, 2007 at Detroit, 1-5, 2nd period,
Cleary (SH PS), Chelios

MOST PENALTY MINUTES FOR: 94

Apr. 10, 1979 vs. Toronto, 1-2, 2nd period

MOST PENALTY MINUTES AGAINST: 87

Apr. 10, 1979 vs. Toronto, 1-2, 2nd period

MOST PENALTY MINUTES BOTH TEAMS: 181

Apr. 10, 1979 vs. Toronto, 1-2, 2nd period
(Calgary 94, Toronto 87)

OVERTIME

**MOST OVERTIME GAMES PLAYOFF YEAR: 7
2004**

Apr. 17, vs. Vancouver, 4-5 (3 OT),
Morrison

Apr. 19, vs. Vancouver, 3-2, Gelinás

Apr. 22, at Detroit, 2-1, Gelinás

May 3, vs. Detroit, 1-0, Gelinás

May 9, at San Jose, 4-3, Montador

Jun. 3, at Tampa Bay, 3-2, Saprykin

Jun. 5, vs. Tampa Bay, 2-3 (2 OT), St. Louis

**MOST OVERTIME WINS PLAYOFF YEAR: 5
2004**

Apr. 19, vs. Vancouver, 3-2, Gelinás

Apr. 22, at Detroit, 2-1, Gelinás

May 3, vs. Detroit, 1-0, Gelinás

May 9, at San Jose, 4-3, Montador

Jun. 3, at Tampa Bay, 3-2, Saprykin

**MOST OVERTIME LOSSES PLAYOFF YEAR: 3 (2X)
1986**

Apr. 20, at Edmonton, 5-6, Anderson

May 12, at St. Louis, 5-6, Wickenheiser

May 18, vs. Montreal, 2-3, Skrudland

OVERTIME CONTINUED

1994

Apr. 26, vs. Vancouver, 1-2, G Courtnall

Apr. 28, at Vancouver, 2-3, Linden

Apr. 30, vs. Vancouver, 3-4, Bure

LONGEST OVERTIME GAME: 50:02 OT

Apr. 23, 1996 vs. Chicago, 1-2,
Joe Murphy

LONGEST OVERTIME GAME AT HOME: 50:02 OT

Apr. 23, 1996 vs. Chicago, 1-2, Joe Murphy

LONGEST OVERTIME GAME ON ROAD: 38:08 OT

May 19, 1989 at Montreal, 3-4,
Ryan Walter

SHORTEST OVERTIME GAME: 0:09 OT

May 18, 1986 vs. Montreal, 2-3,
Brian Skrudland

NHL RECORD

SHORTEST OVERTIME GAME AT HOME: 0:09 OT

May 18, 1986 vs. Montreal, 2-3,
Brian Skrudland

NHL RECORD

SHORTEST OVERTIME GAME ON ROAD: 0:12 OT

Apr. 16, 2009 at Chicago, 2-3,
Martin Havlat

20 MINUTE OVERTIME

MOST SHOTS FOR: 17

May 19, 1995 vs. San Jose, 4-5 (2 OT),
1st OT period

MOST SHOTS AGAINST: 17

Apr. 22, 2007 vs. Detroit, 1-2, 1st OT period

MOST SHOTS BOTH TEAMS: 25

Apr. 11, 1981 at Chicago, 5-4, 1st OT period

May 19, 1995 vs. San Jose, 4-5 (2 OT),
1st OT period

OTHER OVERTIME

MOST SHOTS FOR: 11 (3X)

Apr. 11, 1981 at Chicago, 5-4, 2nd OT

Apr. 15, 1989 vs. Vancouver, 4-3, 1st OT

May 3, 2004 vs. Detroit, 1-0, 1st OT

MOST SHOTS AGAINST: 12 (2X)

May 3, 2004 vs. Detroit, 1-0, 1st OT

May 9, 2004 at San Jose, 4-3, 1st OT

MOST SHOTS BOTH TEAMS: 22

Apr. 15, 1989 vs. Vancouver, 4-3,
1st OT, Calgary 11, Vancouver 11

FEWEST SHOTS FOR: 0 (7X)

Apr. 8, 1980 at NY Rangers, 1-2, 1st OT

Apr. 20, 1986 at Edmonton, 5-6, 1st OT

May 18, 1986 vs. Montreal, 2-3, 1st OT

Apr. 17, 2004 vs. Vancouver, 4-5, 3rd OT

Jun. 5, 2004 vs. Tampa Bay, 2-3, 2nd OT

Apr. 27, 2006 vs. Anaheim, 2-3, 1st OT

Apr. 22, 2009 vs. Chicago, 2-3, 1st OT

FLAMES PLAYOFF TEAM RECORDS CONTINUED

OTHER OVERTIME CONTINUED

FEWEST SHOTS AGAINST: 0 (4X)

Apr. 10, 1983 at Vancouver, 4-3, 1st OT
 Apr. 13, 1984 at Edmonton, 6-5, 1st OT
 Apr. 20, 1984 vs. Edmonton, 5-4, 1st OT
 Apr. 19, 2004 at Vancouver, 3-2, 1st OT

FEWEST SHOTS BOTH TEAMS: 1 (5X)

Apr. 20, 1984 vs. Edmonton, 5-4, 1st OT period, Calgary 1, Edmonton 0
 Apr. 20, 1986 at Edmonton, 5-6, 1st OT period, Calgary 0, Edmonton 1

May 18, 1986 vs. Montreal, 2-3, 1st OT period, Calgary 0, Montreal 1
 Apr. 27, 2006 vs. Anaheim, 2-3, 1st OT period, Calgary 0, Anaheim 1
 Apr. 22, 2009 vs. Chicago, 2-3 1st OT period, Calgary 0, Chicago 1

INDIVIDUAL RECORDS

PLAYOFF CAREER

MOST GAMES: 99

Jim Peplinski, 1980-1989

MOST GOALS: 35

Joe Mullen, 1986-1990

MOST ASSISTS: 77

Al MacInnis, 1983-1994

MOST POINTS: 102

Al MacInnis, 1983-1994

MOST PENALTY MINUTES: 382

Jim Peplinski, 1980-1989

MOST WINS BY A GOALTENDER: 43

Michael Vernon, 1986-1994

PLAYOFF YEAR

MOST GOALS: 16

Joe Mullen, 1989

MOST ASSISTS: 24

Al MacInnis, 1989

MOST PENALTY MINUTES: 108

Tim Hunter, 1986

MOST POINTS: 31

Al MacInnis, 1989, (7 goals, 24 assists)

MOST WINS BY A GOALTENDER: 16

Michael Vernon, 1989

TIES NHL RECORD

MOST CONSECUTIVE GAMES SCORING

POINTS: 19

Al MacInnis, 1989-90 Apr. 13, 1989 to May 25, 1989 (17 games), and Apr. 4, 1990 to Apr. 6, 1990(2 games), 9 goals, 20 assists, 29 points

PLAYOFF SERIES

MOST GOALS FOR: 7 (2X)

Hakan Loob vs. Los Angeles, 1988 Smythe Division Semi-Finals (5 games)

Theoren Fleury vs. San Jose, 1995 Western Conference Quarter-Finals (7 games)

PLAYOFF SERIES CONTINUED

MOST GOALS AGAINST: 8

Mark Messier, Edmonton, 1984 Smythe Division Finals (7 games)

MOST POWER-PLAY GOALS FOR: 5

Ken Houston, 1981 Quarter-Finals vs. Philadelphia

TIES NHL RECORD

MOST ASSISTS FOR: 11

Al MacInnis vs. Edmonton, 1984 Smythe Division Finals (7 games)

MOST ASSISTS AGAINST: 9 (2X)

Ken Linseman, Philadelphia, 1981 Quarter-Finals (7 games)

Wayne Gretzky, Edmonton, 1984 Smythe Division Finals (7 games)

MOST POINTS FOR: 14

Theoren Fleury vs. San Jose, 1995 Western Conference Quarter-Finals (7 games), 7 goals, 7 assists

MOST POINTS AGAINST: 14

Wayne Gretzky, Edmonton, 1983 Smythe Division Finals (5 games), 6 goals, 8 assists

MOST PENALTY MINUTES FOR: 61

Willi Plett vs. Philadelphia, 1981 Quarter-Finals (7 games)

MOST PENALTY MINUTES AGAINST: 53

Charlie Bourgeois, St. Louis, 1986 Campbell Conference Finals (7 games)

PLAYOFF GAME

MOST GOALS FOR: 4

Theoren Fleury at San Jose, 1995 Western Conference Quarter-Finals, Game 4, May 13, 1995

MOST GOALS AGAINST: 4 (2X)

Mark Messier, Edmonton, 1983 Smythe Division Finals, Game 1, Apr. 14, 1983

PLAYOFF GAME CONTINUED

Wayne Gretzky, Edmonton, 1983 Smythe Division Finals, Game 3, Apr. 17, 1983

MOST ASSISTS FOR: 4 (2X)

Kent Nilsson vs. Vancouver, 1983 Smythe Division Semi-Finals, Game 2, Apr. 7, 1983

Theoren Fleury at San Jose, 1995 Western Conference Quarter-Finals, Game 3, May 11, 1995

MOST ASSISTS AGAINST: 4 (2X)

Ken Linseman, Philadelphia, 1981 Quarter-Finals, Game 5, Apr. 22, 1981

Wayne Gretzky, Los Angeles, 1990 Smythe Division Semi-Finals, Game 4, Apr. 10, 1990

MOST POINTS FOR: 5 (2X)

Al MacInnis vs. Vancouver, 1994 Western Conference Quarter-Finals, Game 2, Apr. 20, 1994, 2 goals, 3 assists

Theoren Fleury at San Jose, 1995 Western Conference Quarter-Finals, Game 3, May 11, 1995, 4 goals, 1 assist

MOST POINTS AGAINST: 7

Wayne Gretzky, Edmonton, 1983 Smythe Division Finals, Game 3, Apr. 17, 1983, 4 goals, 3 assists

NHL RECORD

MOST PENALTY MINUTES FOR: 31

Willi Plett vs. Philadelphia, 1981 Quarter-Finals, Game 5, Apr. 22, 1981, 3 minors, 1 major, 2 game misconducts

MOST PENALTY MINUTES AGAINST: 32

Dave Williams, Toronto, 1979 Preliminary Round, Game 1, Apr. 10, 1979, 1 minor, 2 majors, 1-10 minute misconduct, 1 game misconduct

INDIVIDUAL RECORDS CONTINUED

PLAYOFF PERIOD

MOST GOALS FOR: 2 (19X)

Al MacInnis (3x)
vs. Montreal, 1989 Stanley Cup
Championship, Game 1, 1st period,
May 14, 1989

vs. Los Angeles, 1990 Smythe
Division Semi-Finals, Game 1,
1st period, Apr. 4, 1990

vs. Vancouver, 1994 Western
Conference Quarter-Finals,
Game 2, 1st period, Apr. 20, 1994

Doug Gilmour (2x)
vs. Los Angeles, 1989 Smythe
Division Finals, Game 2, 1st period,
Apr. 20, 1989

at Los Angeles, 1989 Smythe Division
Finals, Game 3, 3rd period,
Apr. 22, 1989

Dan Quinn (2x)
vs. St. Louis, 1986 Campbell Conference
Finals, Game 5, 2nd period,
May 10, 1986

at St. Louis, 1986 Campbell Conference
Finals, Game 6, 2nd period,
May 12, 1986

Eric Vail
vs. NY Rangers, 1980 Preliminary
Round, Game 3, 2nd period,
Apr. 11, 1980

Randy Holt
vs. Philadelphia, 1981 Quarter- Finals,
Game 4, 3rd period, Apr. 20, 1981

Paul Reinhart
at Edmonton, 1983 Smythe Division Finals,
Game 1, 3rd period, Apr. 14, 1983

Doug Risebrough
vs. St. Louis, 1986 Campbell Conference
Finals, Game 2, 1st period, May 2, 1986

Mike Bullard
1987 Smythe Division Semi-Finals,
Game 2, 2nd period, Apr. 9, 1987

Mike Sullivan
at San Jose, 1995 Western Conference
Quarter-Finals, Game 3, May 11, 1995

Theoren Fleury
at San Jose, 1995 Western Conference
Quarter-Finals, Game 4, May 13, 1995

Steve Chiasson
vs. Chicago, 1996 Western Conference
Quarter-Finals, Game 3, Apr. 21, 1996

Jarome Iginla
vs. Anaheim, 2006 Western Conference
Quarter-Finals, Game 4, 3rd period,
Apr. 27, 2006

David Moss
vs. Chicago, 2009 Western Conference
Quarter-Finals, Game 3, 3rd period,
Apr. 20, 2009

Olli Jokinen
vs. Chicago, 2009 Western Conference
Quarter-Finals, Game 4, 2nd period,
Apr. 22, 2009

JIRI HUDLER
vs. Vancouver, 2015 Western Conference
Quarter-Finals, Game 6, 3rd period,
Apr. 25, 2015

MOST GOALS AGAINST: 3

Rick MacLeish, Philadelphia,
1974 Quarter-Finals,
Game 2, 2nd period, Apr. 11, 1974

Brian Propp, Philadelphia,
1981 Quarter-Finals,
Game 5, 1st period, Apr. 22, 1982

TIES NHL RECORD

MOST ASSISTS FOR: 2 (47X)

Al MacInnis (7x)
vs. Edmonton, 1984 Smythe Division
Finals, Game 5, 2nd period,
Apr. 18, 1984

vs. Edmonton, 1984 Smythe Division
Finals, Game 6, 1st period,
Apr. 20, 1984

vs. St. Louis, 1986 Campbell Conference
Finals, Game 1, 2nd period,
May 2, 1986

vs. St. Louis, 1986 Campbell Conference
Finals, Game 2, 3rd period,
May 4, 1986

vs. Vancouver, 1989 Smythe Division
Semi-Finals, Game 4, 3rd period,
Apr. 9, 1989

vs. Vancouver, 1989 Smythe Division
Semi-Finals, Game 7, 1st period,
Apr. 15, 1989

vs. Los Angeles, 1993 Smythe Division
Semi-Finals, Game 2, 3rd period,
Apr. 21, 1993

Gary Roberts (4x)
at Los Angeles, 1989 Smythe Division
Finals, Game 3, 3rd period,
Apr. 22, 1989

at Los Angeles, 1990 Smythe Division
Semi-Finals, Game 4, 2nd period,
Apr. 10, 1990

at Edmonton, 1991 Smythe Division
Semi-Finals, Game 4, 1st period,
Apr. 10, 1991

vs. Los Angeles, 1993 Smythe Division
Semi-Finals, Game 2, 2nd period,
Apr. 21, 1993

Guy Chouinard (4x)
vs. NY Rangers, 1980 Preliminary
Round, Game 3, 2nd period,
Apr. 11, 1980

vs. Philadelphia, 1981 Quarter-Finals,
Game 2, 2nd period, Apr. 17, 1981

vs. Philadelphia, 1981 Quarter-Finals,
Game 7, 1st period, Apr. 26, 1981
vs. Vancouver, 1983 Smythe Division
Semi-Finals, Game 2, 2nd and
3rd periods

Paul Reinhart (3x)
vs. Chicago, 1981 Preliminary Round,
Game 1, 3rd period, Apr. 8, 1981

vs. St. Louis, 1986 Campbell Conference
Finals, Game 2, 3rd period,
May 4, 1986

at St. Louis, 1986 Campbell Conference
Finals, Game 6, 2nd period,
May 12, 1986

Gary Suter (3x)
vs. Los Angeles, 1988 Smythe Division
Semi-Finals, Game 1, 1st period,
Apr. 6, 1988

vs. Vancouver, 1989 Smythe Division
Semi-Finals, Game 4, 1st period,
Apr. 9, 1989

vs. Edmonton, 1991 Smythe Division
Semi-Finals, Game 5, 1st period,
Apr. 12, 1991

Jim Peplinski (2x)
vs. Philadelphia, 1981 Quarter-Finals,
Game 4, 3rd period, Apr. 20, 1981
vs. Montreal, 1986 Stanley Cup Finals,
Game 1, 3rd period, May 16, 1986

Rob Ramage (2x)
vs. Los Angeles, 1989 Smythe Division
Finals, Game 4, 1st period,
Apr. 24, 1989

vs. Montreal, 1989 Stanley Cup
Championship, Game 5, 1st period,
May 23, 1989

Sergei Makarov (2x)
vs. Los Angeles, 1990 Smythe Division
Semi-Finals, Game 2, 2nd period,
Apr. 6, 1990

at Los Angeles, 1990 Smythe Division
Semi-Finals, Game 4, 2nd period

Kent Nilsson
vs. Chicago, 1981 Preliminary Round,
Game 1, 2nd period, Apr. 8, 1981

Bob Murdoch
vs. Minnesota, 1981 Semi-Finals,
Game 4, 3rd period, May 5, 1981

Doug Risebrough
vs. Winnipeg, 1985 Smythe Division Semi-
Finals, Game 1, 2nd period,
Apr. 10, 1985

Terry Johnson
at Winnipeg, 1986 Smythe Division Semi-
Finals, Game 3, 1st period,
Apr. 12, 1986

INDIVIDUAL RECORDS CONTINUED

PLAYOFF PERIOD CONTINUED

John Tonelli
at Edmonton, 1986 Smythe Division Finals,
Game 1, 1st period, Apr. 18, 1986

Neil Sheehy
vs. St. Louis, 1986 Campbell Conference
Finals, Game 2, 1st period, May 4, 1986

Joel Otto
vs. Montreal, 1989 Stanley Cup Championship,
Game 1, 1st period, May 14, 1989

Phil Housley
vs. San Jose, 1995 Western Conference
Quarter-Finals, Game 1, 3rd period,
May 7, 1995

Mike Sullivan
vs. San Jose, 1995 Western Conference
Quarter-Finals, Game 2, 1st period,
May 9, 1995

German Titov
at San Jose, 1995 Western Conference
Quarter-Finals, Game 3, 3rd period,
May 11, 1995

Ron Stern
vs. Chicago, 1996 Western Conference
Quarter-Finals, Game 3, Apr. 21, 1996

Robyn Regehr
vs. Vancouver, 2004 Western Conference
Quarter-Finals, Game 6, 2nd Period,
Apr. 17, 2004

Martin Gelinas
vs. Detroit, 2004 Western Conference Semi-
Finals, Game 3, 2nd Period,
Apr. 27, 2004

Andrew Ference
vs. Anaheim, 2006 Western Conference
Quarter Finals, Game 4, 3rd period,
Apr. 27, 2006

Eric Nystrom
vs. Chicago, 2009 Western Conference
Quarter-Finals, Game 4, 2nd period,
Apr. 22, 2009

Dennis Wideman
vs. Vancouver, 2015 Western Conference
Quarter-Finals, Game 4, 1st period,
Apr. 21, 2015

Jiri Hudler
vs. Vancouver, 2015 Western Conference
Quarter-Finals, Game 6, 2nd period,
Apr. 25, 2015

Sean Monahan
vs. Vancouver, 2015 Western Conference
Quarter-Finals, Game 6, 3rd period,
Apr. 25, 2015

Johnny Gaudreau
vs. Vancouver, 2015 Western Conference
Quarter-Finals, Game 6, 3rd period,
Apr. 25, 2015

David Jones
vs. Vancouver, 2015 Western Conference
Quarter-Finals, Game 6, 3rd period,
Apr. 25, 2015

MOST ASSISTS AGAINST: 3 (2X)

Ken Linseman, Philadelphia,
1981 Quarter-Finals,
Game 5, 1st period, Apr. 22, 1981

Dave Ellett, Winnipeg,
1987 Smythe Division Semi-Finals,
Game 6, 1st period, Apr. 16, 1987

TIES NHL RECORD

MOST POINTS FOR: 3 (6X)

Al MacInnis vs. St. Louis,
1986 Campbell Conference Finals,
Game 2, 3rd period, May 4, 1986,
1 goal, 2 assists

Dan Quinn at St. Louis,
1986 Campbell Conference Finals,
Game 6, 2nd period, May 12, 1986,
2 goals, 1 assist

Theoren Fleury vs. Edmonton,
1991 Smythe Division Semi-Finals,
Game 7, 1st period, Apr. 16, 1991,
1 goal, 2 assists

Al MacInnis vs. Vancouver,
1994 Western Conference Quarter-Finals,
Game 2, 1st period,
Apr. 20, 1994, 2 goals, 1 assist

Steve Chiasson vs. Chicago,
1996 Western Conference Quarter-Finals,
Game 3, Apr. 21, 1996,
2 goals, 1 assist

Olli Jokinen vs. Chicago
2009 Western Conference Quarter-Finals,
Game 4, 2nd period,
Apr. 22, 2009, 2 goals, 1 assist

MOST POINTS AGAINST: 3 (12X)

Wayne Gretzky, Edmonton, (2x)
1983 Smythe Division Finals,
Game 3, 1st period, Apr. 17, 1983,
2 goals, 1 assist
1990 Smythe Division Semi-Finals,
Game 4, 2nd period, Apr. 10, 1990,
1 goal, 2 assists

Rick MacLeish, Philadelphia,
1974 Quarter-Finals, Game 2,
2nd period, Apr. 11, 1974, 3 goals

Vaclav Nedomansky, Detroit,
1978 Preliminary Round,
Game 1, 1st period, Apr. 11, 1978,
1 goal, 2 assists

Brian Propp, Philadelphia,
1981 Quarter-Finals, Game 5,
1st period, Apr. 22, 1981, 3 goals

Ken Linseman, Philadelphia,
1981 Quarter-Finals, Game 5,
1st period, Apr. 22, 1981, 3 assists

Greg Paslawski, St. Louis,
1986 Campbell Conference Finals,
Game 6, 3rd period, May 12, 1986,
2 goals, 1 assist

Mats Naslund, Montreal,
1986 Stanley Cup Finals,
Game 3, 1st period, May 20, 1986,
2 goals, 1 assist

Dave Ellett, Winnipeg,
1987 Smythe Division Semi-Finals,
Game 6, 1st period, 3 assists

Tomas Sandstrom, Los Angeles,
1990 Smythe Division Semi-Finals,
Game 4, 2nd period, Apr. 10, 1990,
1 goal, 2 assists

Jeremy Roenick, San Jose,
2008 Western Conference Quarter-Finals,
Game 7, 2nd period, Apr. 22, 2008, 2 goals,
1 assist

Kris Versteeg, Chicago
2009 Western Conference Quarter-Finals,
Game 4, 2nd period, Apr. 22, 2009, 1 goal,
2 assists

MOST PENALTY MINUTES FOR: 30

Curt Bennett vs. Philadelphia,
1974 Quarter-Finals,
Game 3, 2nd period, Apr. 12, 1974,
2 majors, 1 10-minute misconduct,
1 game misconduct

MOST PENALTY MINUTES AGAINST: 35

Dave Semenko, Edmonton,
1983 Smythe Division Finals,
Game 3, 1st period, Apr. 17, 1983,
1 major, 1 10-minute misconduct,
1 game misconduct, 1 match penalty

FASTEST TWO GOALS, ONE PLAYER: 1:37

Dan Quinn at St. Louis,
1986 Campbell Conference Finals,
Game 6, 2nd period, May 12, 1986,
0:20 and 1:57 vs. Rick Wamsley

ALL-TIME PLAYOFF SERIES

YEAR	RESULT	SCORE	SERIES
2014-15	Defeated Vancouver	4 - 2	Western Conference Quarter-Final
	Lost to Anaheim	1 - 4	Western Conference Semi-Final
2013-14	Did Not Qualify for Playoffs		
2012-13	Did Not Qualify for Playoffs		
2011-12	Did Not Qualify for Playoffs		
2010-11	Did Not Qualify for Playoffs		
2009-10	Did Not Qualify for Playoffs		
2008-09	Lost to Chicago	2 - 4	Western Conference Quarter-Final
2007-08	Lost to San Jose	3 - 4	Western Conference Quarter-Final
2006-07	Lost to Detroit	2 - 4	Western Conference Quarter-Final
2005-06	Lost to Anaheim	3 - 4	Western Conference Quarter-Final
2004-05	NHL Lockout		
2003-04	Defeated Vancouver	4 - 3	Western Conference Quarter-Final
	Defeated Detroit	4 - 2	Western Conference Semi-Final
	Defeated San Jose	4 - 2	Western Conference Final
	Lost to Tampa Bay	3 - 4	Stanley Cup Final
2002-03	Did Not Qualify for Playoffs		
2001-02	Did Not Qualify for Playoffs		
2000-01	Did Not Qualify for Playoffs		
1999-00	Did Not Qualify for Playoffs		
1998-99	Did Not Qualify for Playoffs		
1997-98	Did Not Qualify for Playoffs		
1996-97	Did Not Qualify for Playoffs		
1995-96	Lost to Chicago	0 - 4	Western Conference Quarter-Final
1994-95	Lost to San Jose	3 - 4	Western Conference Quarter-Final
1993-94	Lost to Vancouver	3 - 4	Western Conference Quarter-Final
1992-93	Lost to Los Angeles	2 - 4	Division Semi-Final
1991-92	Did Not Qualify for Playoffs		
1990-91	Lost to Edmonton	3 - 4	Division Semi-Final
1989-90	Lost to Los Angeles	2 - 4	Division Semi-Final
1988-89	Defeated Vancouver	4 - 3	Division Semi-Final
	Defeated Los Angeles	4 - 0	Smythe Division Final
	Defeated Chicago	4 - 1	Campbell Conference Final
	Defeated Montreal	4 - 2	Stanley Cup Final
1987-88	Defeated Los Angeles	4 - 1	Division Semi-Final
	Lost to Edmonton	0 - 4	Smythe Division Final
1986-87	Lost to Winnipeg	2 - 4	Division Semi-Final
1985-86	Defeated Winnipeg	3 - 0	Division Semi-Final
	Defeated Edmonton	4 - 3	Smythe Division Final
	Defeated St. Louis	4 - 3	Campbell Conference Final
	Lost to Montreal	1 - 4	Stanley Cup Final
1984-85	Lost to Winnipeg	1 - 3	Division Semi-Final
1983-84	Defeated Vancouver	3 - 1	Division Semi-Final
	Lost to Edmonton	3 - 4	Smythe Division Final
1982-83	Defeated Vancouver	3 - 1	Division Semi-Final
	Lost to Edmonton	1 - 4	Smythe Division Final
1981-82	Lost to Vancouver	0 - 3	Division Semi-Final
1980-81	Defeated Chicago	3 - 0	Preliminary Round
	Defeated Philadelphia	4 - 3	Quarter-Finals
	Lost to Minnesota	2 - 4	Semi-Finals
1979-80	Lost to NY Rangers	1 - 3	Preliminary Round
1978-79	Lost to Toronto	0 - 2	Preliminary Round
1977-78	Lost to Detroit	0 - 2	Preliminary Round
1976-77	Lost to Los Angeles	1 - 2	Preliminary Round
1975-76	Lost to Los Angeles	0 - 2	Preliminary Round
1974-75	Did Not Qualify for Playoffs		
1973-74	Lost to Philadelphia	0 - 4	Quarter-Finals
1972-73	Did Not Qualify for Playoffs		

YEARS IN PLAYOFFS - 21 OF 34 YEARS (0.618%) *Excludes Atlanta Flames

WON-LOSS RECORD	SERIES RECORD	RECORD IN 1st ROUND	RECORD IN 2nd ROUND	RECORD IN 3rd ROUND	RECORD IN CUP FINALS
97-105	16-20	8-13	4-4	3-1	1-2
CONFERENCE CHAMPIONSHIPS			STANLEY CUP CHAMPIONSHIPS		
3			1		

ALL-TIME ROSTER

PLAYER	SEASONS	FLAMES CAREER SCORING					PLAYOFF CAREER SCORING					NO.
		GP	G	A	PTS	PIM	GP	G	A	PTS	PIM	
Adduono, Rick	1979-80	3	0	0	0	2	-	-	-	-	-	17
Agostino, Kenny	2013-14	8	1	1	2	0	-	-	-	-	-	51
Ahola, Peter	1993-94	2	0	0	0	2	-	-	-	-	-	38
Albelin, Tommy	1995-96 to 2000-01	339	12	59	71	92	4	0	0	0	0	5
Aliu, Akim	2011-12 to 2012-13	7	2	1	3	26	-	-	-	-	-	29
Allison, Jamie	2001-02	101	3	10	13	163	-	-	-	-	-	7, 2, 33
Amonte, Tony	2005-06 to 2006-07	161	24	48	72	83	13	2	2	4	10	10
Andersson, Erik	1997-98	12	2	1	3	8	-	-	-	-	-	29
Andersson, Niklas	2000-01	11	0	1	1	4	-	-	-	-	-	25
Arnason, Chuck	1973-74	33	7	6	13	13	-	-	-	-	-	14
Arnold, Bill	2013-14	1	0	0	0	0	-	-	-	-	-	46
Ashton, Brent	1992-93	32	8	11	19	41	6	0	3	3	2	15
Aucoin, Adrian	2007-08 to 2008-09	157	20	49	69	83	13	2	4	6	6	33
Babchuk, Anton	2010-11 to 2012-13	104	10	28	38	26	0	0	0	0	0	33
Backlund, Mikael	2008-09 to 2014-15	298	51	77	128	115	11	1	1	2	8	60, 11
Baertschi, Sven	2011-12 to 2014-15	61	8	20	28	22	-	-	-	-	-	47, 27
Bancks, Carter	2012-13	2	0	0	0	0	-	-	-	-	-	46
Bartel, Robin	1985-86	1	0	0	0	0	6	0	0	0	16	15
Bassen, Bob	1998-99	41	1	2	3	35	-	-	-	-	-	28
Baxter, Paul	1983-84 to 1986-87	209	16	39	55	568	30	0	4	4	120	4
Beaudoin, Serge	1979-80	3	0	0	0	0	-	-	-	-	-	24
Beers, Eddy	1981-82 to 1985-86	226	87	105	192	232	22	4	6	10	39	27
Begin, Steve	1997-98 & 1999-00	159	15	11	26	214	-	-	-	-	-	57, 7, 26,
	to 2002-03 & 2012-13											33, 28
Belak, Wade	1998-99 to 2000-01	72	0	3	3	218	-	-	-	-	-	29, 4
Belanger, Yves	1977-78 to 1978-79	22	0	0	0	0	-	-	-	-	-	31
Bennett, Curt	1972-73 to 1977-78	405	126	140	266	190	9	1	1	2	45	5, 2
	& 1979-80											
Bennett, Sam	2014-15	1	0	1	1	0	11	3	1	4	8	63
Berezan, Perry	1984-85 to 1988-89	152	31	42	73	154	20	2	5	7	30	21
Bergqvist, Jonas	1989-90	22	2	5	7	10	-	-	-	-	-	18
Bernhardt, Tim	1982-83	6	0	0	0	0	-	-	-	-	-	29
Bertuzzi, Todd	2008-09	66	15	29	44	74	6	1	1	2	8	7
Berube, Craig	2001-02 to 2002-03	234	10	17	27	628	6	0	1	1	21	23, 16, 27
Betts, Blair	2001-02 to 2003-04	35	3	5	8	12	-	-	-	-	-	15
Bialowas, Dwight	1973-74 to 1974-75	48	3	9	12	22	-	-	-	-	-	22
Billins, Chad	2013-14	10	0	3	3	0	-	-	-	-	-	41
Bodak, Bob	1987-88	3	0	0	0	22	-	-	-	-	-	28
Boldirev, Ivan	1978-79 to 1979-80	65	22	32	54	26	2	0	2	2	2	12
Bolduc, Dan	1983-84	2	0	1	1	0	1	0	0	0	0	32
Bollig, Brandon	2014-15	62	1	4	5	88	11	2	0	2	38	25
Borschovsky, Nikolai	1994-95	8	0	5	5	7	-	-	-	-	-	16
Botterill, Jason	1999-00 & 2001-02	6	1	0	1	2	-	-	-	-	-	17, 20
Botting, Cam	1975-76	2	0	1	1	0	-	-	-	-	-	24
Bouchard, Dan	1972-73 to 1980-81	398	0	16	16	146	12	0	0	0	0	30
Bouchard, Joel	1994-95 to 1997-98	126	9	12	21	106	-	-	-	-	-	34, 5, 6
Boucher, Bryan	2005-06	3	0	0	0	0	-	-	-	-	-	33
Boughner, Bob	2001-02 to 2002-03	148	5	18	23	293	-	-	-	-	-	6
Bouma, Lance	2010-11 to 2014-15	199	22	31	53	108	2	0	0	0	2	57, 17
Bourgeois, Charles	1981-82 to 1985-86	162	12	34	46	430	15	0	1	1	51	2, 28
Bourque, Rene	2008-09 to 2011-12	249	88	76	164	241	5	1	0	1	22	17
Bouwmeester, Jay	2009-10 to 2012-13	279	18	79	97	134	-	-	-	-	-	4
Bowness, Rick	1975-76 to 1976-77	33	0	4	4	29	-	-	-	-	-	15
Boyd, Dustin	2006-07 to 2009-10	192	28	29	57	35	5	1	0	1	0	41, 16
Bozek, Steve	1983-84 to 1987-88	261	64	79	143	80	31	7	7	14	53	26
Bradley, Brian	1985-86 to 1987-88	45	10	19	29	16	1	0	0	0	0	14
Brathwaite, Fred	1998-99 to 2000-01	138	0	3	3	45	-	-	-	-	-	40
Breen, Chris	2013-14	9	0	2	2	5	-	-	-	-	-	43
Bridgman, Mel	1981-82 to 1982-83	142	45	80	125	197	12	5	4	9	47	26

ALL-TIME ROSTER CONTINUED

PLAYER	SEASONS	FLAMES CAREER SCORING					PLAYOFF CAREER SCORING					NO.
		GP	G	A	PTS	PIM	GP	G	A	PTS	PIM	
Brigley, Travis	1997-98 & 1999-00	19	0	2	2	6	-	-	-	-	-	43, 26
Brochu, Martin	2000-01	0	0	0	0	0	-	-	-	-	-	30
Brodie, T.J.	2010-11 to 2014-15	266	19	81	100	74	11	1	4	5	0	66, 7
Brown, Arnie	1972-73 to 1973-74	63	3	6	9	46	4	0	0	0	0	19
Brubaker, Jeff	1983-84	4	0	0	0	19	-	-	-	-	-	29
Bucyk, Randy	1987-88	2	0	0	0	0	-	-	-	-	-	18
Bullard, Mike	1986-87 to 1987-88	136	76	81	157	102	12	4	5	9	8	22, 25
Bure, Valeri	1997-98 to 2000-01	256	93	99	192	100	-	-	-	-	-	8
Bureau, Marc	1989-90 to 1990-91 & 1999-00	19	1	3	4	8	-	-	-	-	-	33, 7
Butler, Chris	2011-12 to 2013-14	194	5	34	39	92	-	-	-	-	-	44
Buzek, Petr	2001-02 to 2002-03	76	4	8	12	28	-	-	-	-	-	8
Byers, Jerry	1974-75	12	1	1	2	9	-	-	-	-	-	10
Byron, Paul	2011-12 to 2014-15	130	16	30	46	39	-	-	-	-	-	32
Cammalleri, Michael	2008-09 & 2011-12 to 2013-14	216	89	89	178	111	6	1	2	3	2	13, 93
Carr, Gene	1978-79	30	3	8	11	6	1	0	0	0	0	14
Carriere, Larry	1975-76 to 1976-77	100	6	18	24	112	1	0	0	0	2	23
Carson, Brett	2010-11 to 2012-13	18	0	1	1	0	-	-	-	-	-	3
Cassels, Andrew	1997-98 to 1998-99	151	29	52	81	50	-	-	-	-	-	21
Cavallini, Gino	1984-85 to 1985-86	54	13	17	30	40	3	0	0	0	4	6
Cervenka, Roman	2012-13	39	9	8	17	14	-	-	-	-	-	10
Charron, Eric	1997-98 to 1999-00	35	0	1	1	55	-	-	-	-	-	38, 36
Chernomaz, Richard	1987-88 to 1988-89 & 1991-92	14	1	0	1	6	-	-	-	-	-	15, 33 16
Chiasson, Steve	1994-95 to 1996-97	168	15	59	74	133	11	3	3	6	9	21
Chorske, Tom	1998-99	7	0	0	0	2	-	-	-	-	-	26
Chouinard, Guy	1974-75 to 1982-83	514	193	336	529	110	41	9	26	35	12	10, 16, 7
Christie, Ryan	2001-02	2	0	0	0	0	-	-	-	-	-	39
Christoff, Steve	1982-83	45	9	8	17	4	1	0	0	0	0	11
Chucko, Kris	2008-09	2	0	0	0	2	-	-	-	-	-	62
Churla, Shane	1987-88 to 1988-89	34	1	5	6	158	7	0	1	1	17	15
Clark, Chris	1999-00 to 2003-04	278	35	36	71	363	26	3	3	6	30	7, 17, 26
Clement, Bill	1975-76 to 1981-82	444	85	139	224	197	32	3	3	6	14	10
Colborne, Joe	2013-14 to 2014-15	144	18	38	56	77	11	1	2	3	20	8
Comeau, Blake	2011-12 to 2012-13	91	9	13	22	38	-	-	-	-	-	10
Comeau, Rey	1972-73 to 1977-78	468	88	126	214	153	9	2	1	3	8	18
Commodore, Mike	2002-03 to 2003-04	18	0	1	1	44	20	0	2	2	19	2
Conacher, Pat	1995-96	7	0	0	0	0	-	-	-	-	-	11
Conroy, Craig	2000-01 to 2003-04 & 2006-07 to 2010-11	507	97	211	308	276	45	7	15	22	28	22, 24
Corbet, Rene	1998-99 to 1999-00	68	9	14	23	70	-	-	-	-	-	20
Courteau, Yves	1984-85	18	2	5	7	4	1	0	0	0	0	25
Cowan, Jeff	1999-00 to 2001-02	83	14	5	19	130	-	-	-	-	-	38
Coxe, Craig	1987-88	7	2	3	5	32	2	1	0	1	16	18
Craig, Jim	1979-80	4	0	0	0	0	-	-	-	-	-	1
Cundari, Mark	2012-13 to 2013-14	8	1	2	3	2	-	-	-	-	-	42
Curtale, Tony	1980-81	2	0	0	0	0	-	-	-	-	-	3
Cyr, Denis	1980-81 to 1982-83	66	14	15	29	13	-	-	-	-	-	9, 12
D'Amour, Marc	1985-86	16	0	0	0	22	-	-	-	-	-	1
Dadswell, Doug	1986-87 to 1987-88	27	0	2	2	2	-	-	-	-	-	36
Dahl, Kevin	1992-93 to 1995-96 & 1997-98	179	7	22	29	149	16	0	2	2	12	4
Dahlquist, Chris	1992-93 to 1993-94	151	4	18	22	118	7	3	1	4	4	5
Dawes, Nigel	2009-10	66	14	18	32	18	-	-	-	-	-	15
Deadmarsh, Butch	1972-73 to 1973-74	61	7	1	8	97	4	0	0	0	17	10
DeGray, Dale	1985-86 to 1986-87	28	6	7	13	29	-	-	-	-	-	28
Desbiens, Guillaume	2011-12	10	0	0	0	25	-	-	-	-	-	26
Diaz, Raphael	2014-15	56	2	2	4	10	3	0	0	0	0	33

ALL-TIME ROSTER *CONTINUED*

PLAYER	SEASONS	FLAMES CAREER SCORING					PLAYOFF CAREER SCORING					NO.
		GP	G	A	PTS	PIM	GP	G	A	PTS	PIM	
Dingman, Chris	1997-98 to 1998-99	72	3	3	6	166	-	-	-	-	-	7
Dollas, Bobby	1999-00	49	3	7	10	28	-	-	-	-	-	4
Dome, Robert	2002-03	1	0	0	0	0	-	-	-	-	-	38
Domenichelli, Hnat	1996-97 to 1999-00	96	20	23	43	31	-	-	-	-	-	17
Donovan, Shean	2002-03 to 2005-06	175	28	37	65	161	31	5	5	10	29	16
Dowd, Jim	1997-98	48	6	8	14	12	-	-	-	-	-	34
Dubinsky, Steve	1998-99 to 1999-00	84	4	11	15	18	-	-	-	-	-	18
Drury, Chris	2002-03	80	23	30	53	33	-	-	-	-	-	37, 18
Drury, Ted	1993-94	34	5	7	12	26	-	-	-	-	-	27
Dunn, Richie	1982-83	80	3	11	14	47	9	1	1	2	8	6
DuPont, Micki	2001-02 to 2002-03	18	1	2	3	6	-	-	-	-	-	42
Dwyer, Mike	1980-81 to 1981-82	9	0	3	3	4	1	1	0	1	0	29, 26
Eakin, Bruce	1981-82 & 1983-84 to 1984-85	9	2	1	3	4	-	-	-	-	-	19, 22, 25, 32
Eakins, Dallas	2000-01 to 2001-02	20	0	1	1	15	-	-	-	-	-	4, 20, 26
Eaves, Mike	1983-84 to 1985-86	117	28	65	93	30	19	5	5	10	10	7, 17
Ecclestone, Tim	1974-75 to 1977-78	220	28	62	90	92	4	0	2	2	6	14
Edwards, Don	1982-83 to 1984-85	114	0	3	3	6	11	0	0	0	0	1
Eisenhut, Neil	1994-95	3	0	0	0	0	-	-	-	-	-	8, 30, 32
Eloranta, Kari	1981-82 to 1984-85 & 1985-86	255	12	96	108	149	21	1	7	8	19	8, 20, 35
Engblom, Brian	1986-87	32	0	4	4	28	-	-	-	-	-	6
Engelland, Deryk	2014-15	76	2	9	11	53	11	0	1	1	50	29
Eriksson, Anders	2007-08 to 2008-09	61	1	17	18	36	5	0	1	1	2	8
Esau, Len	1993-94 to 1994-95	7	0	3	3	7	-	-	-	-	-	36, 28
Evans, Brennan	2003-04	-	-	-	-	-	2	0	0	0	0	43
Evason, Dean	1995-96	67	7	7	14	38	3	0	1	1	0	20
Fata, Rico	1998-99 to 2000-01	27	0	1	1	10	-	-	-	-	-	62, 44, 15
Feasterstone, Glen	1996-97	13	1	3	4	19	-	-	-	-	-	4
Fenton, Paul	1990-91	31	5	7	12	10	5	0	0	0	2	12
Ference, Brad	2006-07	5	0	0	0	2	-	-	-	-	-	8
Ference, Andrew	2002-03 to 2006-07	224	10	53	63	210	33	0	7	7	37	21
Ferland, Micheal	2014-15	26	2	3	5	16	9	3	2	5	23	79
Ferguson, Craig	1995-96	8	0	0	0	4	-	-	-	-	-	38
Flett, Bill	1975-76 to 1976-77	102	27	21	48	36	2	0	0	0	0	9
Fleury, Theoren	1988-89 to 1998-99	791	364	466	830	1339	59	29	33	62	97	14
Forslund, Tomas	1991-92 to 1992-93	44	5	11	16	12	-	-	-	-	-	27
Fotiu, Nick	1985-86 to 1986-87	51	5	4	9	166	11	0	1	1	34	22
Fox, Greg	1977-78 to 1978-79	80	1	14	15	95	2	0	1	1	8	2
Friesen, Jeff	2006-07	72	6	6	12	34	5	0	0	0	2	16
Freer, Mark	1993-94	2	0	0	0	4	-	-	-	-	-	16
Fuhr, Grant	1999-00	23	0	0	0	2	-	-	-	-	-	31
Gagner, Dave	1996-97	82	27	33	60	48	-	-	-	-	-	51
Galiardi, T.J.	2013-14	62	4	13	17	21	-	-	-	-	-	39
Garner, Tyrone	1997-98 to 1998-99	3	0	0	0	0	-	-	-	-	-	37, 1
Gaudreau, Johnny	2013-14 to 2014-15	81	25	40	65	14	11	4	5	9	6	53, 13
Gauthier, Denis	1997-98 to 2003-04	384	13	45	58	515	6	0	1	1	4	24, 3
Gavey, Aaron	1996-97 to 1997-98	67	9	12	21	58	-	-	-	-	-	23
Gelinas, Martin	2002-03 to 2003-04	157	38	49	87	121	26	8	7	15	35	23
Germyn, Carsen	2005-06 to 2006-07	4	0	0	0	0	-	-	-	-	-	39
Gibbs, Barry	1974-75 to 1977-78	208	13	55	68	218	5	1	0	1	4	2
Giguere, Jean-Sebastien	1998-99 to 1999-00	22	0	1	1	6	-	-	-	-	-	47
Gilmour, Doug	1988-89 to 1991-92	266	81	214	295	286	35	15	13	28	28	39
Giordano, Mark	2005-06 to 2006-07 & 2008-09 to 2014-15	510	66	179	245	466	4	1	0	1	0	46, 5
Glencross, Curtis	2008-09 to 2014-15	418	144	128	242	290	6	0	3	3	12	20
Glynn, Brian	1987-88 & 1989-90	68	5	14	19	87	1	0	0	0	0	32
Godard, Eric	2006-07 to 2007-08	83	1	2	3	221	5	0	0	0	0	17
Godynnyuk, Alexander	1991-92 to 1992-93	33	3	5	8	23	-	-	-	-	-	21

ALL-TIME ROSTER CONTINUED

PLAYER	SEASONS	FLAMES CAREER SCORING					PLAYOFF CAREER SCORING					NO.
		GP	G	A	PTS	PIM	GP	G	A	PTS	PIM	
Gorman, Dave	1979-80	3	0	0	0	0	-	-	-	-	-	15
Gould, Bob	1979-80 to 1981-82	20	3	0	3	4	11	3	1	4	4	22, 19
Gould, John	1976-77 to 1978-79	194	35	50	85	47	7	0	0	0	4	21
Granlund, Markus	2013-14 to 2014-15	55	10	11	21	16	3	0	1	1	0	60
Gratton, Benoit	1999-00 to 2000-01	24	1	5	6	24	-	-	-	-	-	37, 39
Gratton, Norm	1972-73	29	3	6	9	12	-	-	-	-	-	10
Graves, Hilliard	1974-75 to 1976-77	172	37	54	91	63	-	-	-	-	-	17
Green, Josh	2003-04	36	2	4	6	24	-	-	-	-	-	26
Greentree, Kyle	2008-09	2	0	0	0	0	-	-	-	-	-	47
Greig, Mark	1994-95	8	1	1	2	2	-	-	-	-	-	16
Grimson, Stu	1988-89 to 1989-90	4	0	0	0	22	-	-	-	-	-	18, 35
Guenette, Steve	1989-90 to 1990-91	3	0	0	0	2	-	-	-	-	-	1
Guy, Kevan	1986-87 to 1987-88	42	0	7	7	33	4	0	1	1	23	3, 5
	& 1990-91 to 1991-92											
Haas, David	1993-94	2	1	1	2	7	-	-	-	-	-	19
Habscheid, Marc	1991-92	46	7	11	18	42	-	-	-	-	-	17
Hagman, Niklas	2009-10 to 2011-12	106	17	25	42	28	-	-	-	-	-	11, 10
Hale, David	2006-07 to 2007-08	69	0	2	2	56	8	0	0	0	8	21
Hampson, Gord	1982-83	4	0	0	0	5	-	-	-	-	-	27
Hamrik, Roman	2005-06 to 2006-07	126	14	50	64	144	13	0	3	3	10	4
Hannan, Scott	2011-12	78	2	10	12	38	-	-	-	-	-	23
Hanowski, Ben	2012-13 to 2013-14	16	1	2	3	2	-	-	-	-	-	58
Hanson, Keith	1983-84	25	0	2	2	77	-	-	-	-	-	6
Harkins, Todd	1991-92 to 1992-93	20	2	3	5	29	-	-	-	-	-	37, 19
Harrer, Tim	1982-83	3	0	0	0	2	-	-	-	-	-	12
Harris, Ron	1972-73	24	2	4	6	8	-	-	-	-	-	5
Harvey, Buster	1974-75 to 1975-76	80	17	27	44	16	-	-	-	-	-	8
Hay, Dwayne	2000-01	49	1	3	4	16	-	-	-	-	-	21
Heaphy, Shawn	1992-93	1	0	0	0	0	-	-	-	-	-	13
Helenius, Sami	1996-97 & 1998-99	7	0	1	1	8	-	-	-	-	-	8, 4
Henderson, Paul	1979-80	30	7	6	13	6	4	0	0	0	0	15, 19
Hentunen, Jukka	2001-02	28	2	3	5	4	-	-	-	-	-	24
Hextall, Bryan	1973-74 to 1974-75	114	20	20	40	117	4	0	1	1	16	20
Hicke, Ernie	1972-73	58	14	23	37	37	-	-	-	-	-	12
Higgins, Christopher	2009-10	12	2	1	3	0	-	-	-	-	-	21
Hiller, Jonas	2014-15	52	0	0	0	0	7	0	0	0	0	1
Hindmarch, Dave	1980-81 to 1984-85	98	21	17	38	25	10	0	0	0	6	18
Hislop, Jamie	1980-81 to 1983-84	215	37	61	98	65	28	3	2	5	11	17
Hlushko, Todd	1994-95 to 1997-98	76	7	13	20	84	1	0	0	0	2	38, 17, 20
Hoglund, Jonas	1996-97 to 1997-98	118	25	24	49	28	-	-	-	-	-	44
Hogoboam, Bill	1972-73	2	0	0	0	0	-	-	-	-	-	11
Holt, Randy	1980-81 to 1981-82	56	0	5	5	174	13	2	2	4	52	7
Horak, Roman	2011-12 to 2012-13	81	5	13	18	16	-	-	-	-	-	51
Housley, Phil	1994-95 to 1995-96	328	50	188	238	140	7	0	9	9	0	6
	& 1998-99 to 2000-01											
Houston, Ken	1975-76 to 1981-82	462	128	145	273	516	31	9	9	18	64	24, 6
Hrdina, Jiri	1987-88 to 1990-91	157	36	58	94	63	11	0	1	1	2	17
Hudler, Jiri	2012-13 to 2014-15	195	58	99	157	52	11	4	4	8	2	24
Hull, Brett	1985-86 to 1987-88	57	27	24	51	12	6	2	1	3	0	16
Hulse, Cale	1995-96 to 1999-00	277	10	43	53	449	1	0	0	0	0	29, 32
	& 2005-06											
Hunter, Mark	1988-89 to 1990-91	133	34	26	60	358	10	2	2	4	23	22
Hunter, Tim	1981-82 to 1991-92	545	49	59	108	2405	86	5	6	11	352	19
Huscroft, Jamie	1995-96 to 1996-97	109	3	13	16	279	4	0	1	1	4	7
Husellus, Kristian	2005-06 to 2007-08	216	74	108	182	102	20	2	10	12	14	20
Iginla, Jarome	1995-96 to 2012-13	1219	525	570	1095	831	54	28	21	49	70	24, 12
Ingarfield, Earl Jr.	1979-80 to 1980-81	17	2	3	5	6	2	0	1	1	0	21
Irving, Leland	2011-12 to 2012-13	13	0	1	1	0	-	-	-	-	-	37
Ivanans, Raitis	2010-11 to 2011-12	2	0	0	0	5	-	-	-	-	-	41

ALL-TIME ROSTER CONTINUED

PLAYER	SEASONS	FLAMES CAREER SCORING					PLAYOFF CAREER SCORING					NO.
		GP	G	A	PTS	PIM	GP	G	A	PTS	PIM	
Jackman, Tim	2010-11 to 2013-14	209	13	23	36	297	-	-	-	-	-	15
Jackson, Jim	1982-83 to 1984-85	107	15	30	45	20	14	3	2	5	6	16
Jaffray, Jason	2009-10	3	0	0	0	0	-	-	-	-	-	38
Jalonen, Kari	1982-83 to 1983-84	34	9	6	15	4	5	1	0	1	0	21
Jantunen, Marko	1996-97	3	0	0	0	0	-	-	-	-	-	45
Johansson, Andreas	1999-00	28	3	7	10	14	-	-	-	-	-	21
Johansson, Mathias	2002-03	46	4	5	9	12	-	-	-	-	-	20
Johansson, Roger	1989-90 to 1990-91	150	8	34	42	157	5	0	1	1	2	21, 34
	& 1992-93											
Johnson, Aaron	2009-10	22	1	2	3	19	-	-	-	-	-	44
Johnson, Terry	1985-86	24	1	4	5	71	17	0	3	3	64	6
Jokinen, Olli	2008-09 to 2011-12	236	59	106	165	169	6	2	3	5	4	21, 13
Jones, Blair	2011-12 to 2013-14	50	3	4	7	39	-	-	-	-	-	19
Jones, David	2013-14 to 2014-15	115	23	24	47	28	11	2	3	5	2	54, 19
Jooris, Josh	2014-15	60	12	12	24	16	9	0	0	0	4	86
Joseph, Curtis	2007-08	9	0	0	0	2	2	0	0	0	0	31
Karlsson, Henrik	2010-11 to 2011-12	26	0	0	0	0	-	-	-	-	-	35
Karpenko, Igor	1998-99	-	-	-	-	-	-	-	-	-	-	29
Kea, Ed	1973-74 to 1978-79	316	22	92	114	283	8	0	1	1	9	24, 19
Keckzner, Dan	1993-94 to 1995-96	98	3	23	26	72	10	0	1	1	6	39
Keetley, Matt	2007-08 to 2009-10	1	0	0	0	0	-	-	-	-	-	36
Kennedy, Sheldon	1994-95 to 1995-96	71	10	15	25	81	10	2	3	5	18	23
Ketter, Kerry	1972-73	41	0	2	2	58	-	-	-	-	-	24
Kidd, Trevor	1991-92 to 1996-97	123	0	9	9	26	9	0	0	0	0	37
Kiprusoff, Miikka	2003-04 to 2012-13	576	0	10	10	43	54	0	1	1	6	34
Kisio, Kelly	1993-94 to 1994-95	63	14	27	41	34	14	3	4	7	27	11
Knight, Corban	2013-14 to 2014-15	9	1	0	1	0	-	-	-	-	-	10
Kobasew, Chuck	2002-03 to 2006-07	210	34	37	71	160	33	1	1	1	24	7, 19
Kohn, Ladislav	1995-96 to 1997-98	12	1	2	3	4	-	-	-	-	-	46, 43
	& 2002-03											
Kolanos, Krys	2011-12	13	0	1	1	2	-	-	-	-	-	8
Konroyd, Steve	1980-81 to 1985-86	350	18	83	101	386	24	4	7	11	40	3, 7
	& 1994-95											
Korn, Jim	1989-90	9	0	2	2	26	4	1	0	1	12	26
Kostopoulos, Tom	2010-11 to 2011-12	140	11	15	26	101	-	-	-	-	-	16
Kotalik, Ales	2009-10 to 2010-11	52	7	4	11	37	-	-	-	-	-	26
Kravchuk, Igor	2000-01 to 2001-02	115	4	30	34	23	-	-	-	-	-	25
Krivokrasov, Sergei	1999-00	12	1	10	11	4	-	-	-	-	-	17, 25
Kromm, Richard	1983-84 to 1985-86	189	43	61	104	90	14	1	2	3	13	22
Kronwall, Staffan	2009-10	11	1	2	3	2	-	-	-	-	-	8
Kruse, Paul	1990-91 to 1996-97	246	24	29	53	614	17	2	4	6	28	18, 12
Kryskow, Dave	1975-76	79	15	25	40	65	2	0	0	0	2	8, 20
Kulak, Brett	2014-15	1	0	0	0	2	-	-	-	-	-	61
Kyte, Jim	1990-91 to 1991-92	63	0	10	10	260	7	0	0	0	7	4
Labraaten, Dan	1980-81 to 1981-82	70	19	19	38	19	8	1	0	1	4	21
Lalonde, Bobby	1977-78 to 1979-80	155	38	56	94	54	3	2	0	2	0	7, 11
	& 1981-82											
Lakovic, Sasha	1996-97	19	0	1	1	54	-	-	-	-	-	38
Lamb, Mark	1985-86	1	0	0	0	0	-	-	-	-	-	16
Landry, Eric	1997-98 to 1998-99	15	1	1	2	4	-	-	-	-	-	11, 26
Langkow, Daymond	2005-06 to 2010-11	392	123	165	288	159	26	6	12	18	12	22
Lapointe, Claude	1995-96	32	4	5	9	20	2	0	0	0	0	47
Larose, Guy	1993-94	7	0	1	1	4	-	-	-	-	-	42
Laurence, Red	1978-79	59	14	20	34	6	-	-	-	-	-	17
LaVallee, Kevin	1980-81 to 1982-83	212	66	65	131	63	19	3	6	9	15	15
Lebeau, Patrick	1992-93	1	0	0	0	0	-	-	-	-	-	38
Leclerc, Mike	2005-06	15	1	4	5	8	3	0	0	0	2	27
Leeman, Gary	1991-92 to 1992-93	59	11	12	23	37	-	-	-	-	-	11
Leiter, Bobby	1972-73 to 1974-75	234	64	81	145	41	4	0	0	0	2	16

ALL-TIME ROSTER CONTINUED

PLAYER	SEASONS	FLAMES CAREER SCORING					PLAYOFF CAREER SCORING					NO.
		GP	G	A	PTS	PIM	GP	G	A	PTS	PIM	
Lemelin, Rejean	1978-79 to 1986-87	324	0	15	15	53	31	0	3	3	0	1, 31
Lemieux, Jean	1973-74 to 1975-76	140	10	38	48	35	4	1	1	2	0	20, 6
Lemieux, Jocelyn	1995-96	20	4	4	8	10	4	0	0	0	0	45
Lemieux, Richard	1975-76	1	0	1	1	0	2	0	0	0	0	20
Leopard, Jordan	2002-03 to 2005-06 & 2008-09	233	16	55	71	110	39	0	12	12	18	4, 6, 40
Lessard, Rick	1988-89 & 1990-91	7	0	2	2	2	-	-	-	-	-	3, 32
Letang, Alan	2001-02	2	0	0	0	0	-	-	-	-	-	2
Letourneau-Leblond, Pierre-Luc	2011-12	3	0	0	0	10	-	-	-	-	-	24
Lever, Don	1979-80 to 1981-82	113	48	58	106	66	20	5	8	13	20	12, 9
Lindberg, Chris	1991-92 to 1992-93	79	11	17	28	35	2	0	1	1	2	32, 11
Lindsay, Bill	1999-00 to 2000-01	132	9	21	30	183	-	-	-	-	-	22
Lombardi, Matthew	2003-04 to 2008-09	347	65	102	167	225	33	2	8	10	10	49, 18
Loob, Hakan	1983-84 to 1988-89	450	193	236	429	189	73	26	28	54	16	12
Lowry, Dave	2000-01 to 2003-04	193	31	38	69	131	10	0	0	0	6	10
Loyns, Lynn	2003-04 to 2005-06	13	0	2	2	2	-	-	-	-	-	20, 37
Lundmark, Jamie	2005-06 to 2006-07 2008-09 to 2009-10	99	16	23	39	72	6	0	1	1	7	24, 27, 45
Lydman, Toni	2000-01 to 2003-04	289	19	74	93	140	6	0	1	1	2	32
Lysiak, Tom	1973-74 to 1978-79	445	155	276	431	329	11	2	5	7	12	12
MacDermid, Lane	2013-14	7	0	2	2	12	-	-	-	-	-	28
MacDonald, Craig	2005-06	25	3	2	5	8	1	0	0	0	0	29
MacDonald, Joey	2012-13 to 2013-14	32	0	0	0	2	-	-	-	-	-	35
MacInnis, Al	1981-82 to 1993-94	803	213	609	822	944	95	25	77	102	153	11, 22, 2
MacLellan, Brian	1988-89 to 1990-91	134	35	35	70	95	28	3	4	7	27	27
MacMillan, Bill	1972-73	78	10	15	25	52	-	-	-	-	-	20
MacMillan, Bob	1977-78 to 1981-82	308	122	173	295	111	24	8	9	17	16	11
Macoun, Jamie	1982-83 to 1991-92	586	62	184	246	664	84	6	19	25	87	34
Makarov, Sergei	1989-90 to 1992-93	297	94	198	292	199	9	1	6	7	0	42
Maki, Tomi	2006-07	1	0	0	0	0	-	-	-	-	-	57
Malgunas, Stewart	1999-00	4	0	1	1	2	-	-	-	-	-	34
Manery, Randy	1972-73 to 1976-77	377	30	142	172	242	9	0	2	2	4	7
Marchment, Bryan	2005-06	37	1	2	3	75	-	-	-	-	-	7
Markwart, Nevin	1991-92	10	2	1	3	25	-	-	-	-	-	23
Marsh, Brad	1978-79 to 1981-82	257	3	41	44	317	22	0	6	6	27	5, 22
Martineau, Don	1973-74	4	0	0	0	2	-	-	-	-	-	24
Matteau, Stephane	1990-91 to 1991-92	82	16	19	35	112	5	0	1	1	0	23
May, Alan	1994-95	7	1	2	3	13	-	-	-	-	-	41
Mayers, Jamal	2009-10	27	1	5	6	53	-	-	-	-	-	19
McAdam, Gary	1981-82	46	12	15	27	18	3	0	0	0	0	28
McAmmond, Dean	2001-02 to 2003-04	137	38	43	81	78	-	-	-	-	-	37
McCarthy, Sandy	1993-94 to 1997-98	276	30	25	55	730	17	0	1	1	61	15
McCarty, Darren	2005-06 to 2006-07	99	7	6	13	175	7	2	0	2	15	25
McCreary, Keith	1972-73 to 1974-75	231	49	50	99	91	4	0	0	0	0	9
McCrimmon, Brad	1987-88 to 1989-90	231	16	67	83	274	37	2	8	10	60	4
McDonald, Lanny	1981-82 to 1988-89	492	215	191	406	408	72	24	23	47	98	9
McDonough, Al	1973-74	35	10	9	19	15	4	0	0	0	2	14
McElhinney, Curtis	2007-08 to 2009-10	29	0	0	0	2	1	0	0	0	0	31, 1
McGrattan, Brian	2009-10, 2012-13 to 2014-15	137	8	7	15	239	-	-	-	-	-	10, 16
McInnis, Marty	1996-97 to 1998-99	91	23	30	53	42	-	-	-	-	-	18
McKendry, Alex	1980-81	36	3	6	9	19	-	-	-	-	-	26
McLennan, Jamie	2002-03 to 2003-04 & 2006-07	57	0	1	1	34	1	0	0	0	12	33, 29
McTavish, Dale	1996-97	9	1	2	3	2	-	-	-	-	-	41
Meehan, Gerry	1974-75 to 1975-76	62	11	30	41	8	-	-	-	-	-	10
Mercredi, Vic	1974-75	2	0	0	0	0	-	-	-	-	-	10
Meredith, Greg	1980-81 & 1982-83	36	6	4	10	8	5	3	1	4	4	29, 25
Meyer, Stefan	2010-11	16	0	2	2	17	-	-	-	-	-	44
Mikkelsen, Brendan	2010-11	19	0	1	1	2	-	-	-	-	-	29

ALL-TIME ROSTER CONTINUED

PLAYER	SEASONS	FLAMES CAREER SCORING					PLAYOFF CAREER SCORING					NO.
		GP	G	A	PTS	PIM	GP	G	A	PTS	PIM	
Millen, Corey	1995-96 to 1996-97	92	15	25	40	42	-	-	-	-	-	34
Miller, Brad	1993-94	8	0	1	1	14	-	-	-	-	-	55, 34
Modin, Fredrik	2010-11	4	0	0	0	0	-	-	-	-	-	19
Mohns, Doug	1973-74	28	0	3	3	10	-	-	-	-	-	2
Mokosak, Carl	1981-82 to 1982-83	42	7	7	14	87	-	-	-	-	-	19, 10
Monahan, Sean	2013-14 to 2014-15	156	53	43	96	20	11	3	3	6	2	23
Montador, Steve	2001-02 to 2005-06	94	4	5	9	201	20	1	2	3	6	58, 5
Morgan, Jason	2003-04	13	0	2	2	2	-	-	-	-	-	46
Morris, Derek	1997-98 to 2001-02	343	34	129	163	385	-	-	-	-	-	53
Morrison, Brendan	2010-11 to 2011-12	94	13	41	54	22	-	-	-	-	-	8
Morrison, Lew	1972-73 to 1973-74	130	7	13	20	19	-	-	-	-	-	8
Morrow, Scott	1994-95	4	0	0	0	0	-	-	-	-	-	27
Moss, David	2006-07 to 2011-12	317	61	63	124	94	17	4	2	6	4	58, 25
Moss, Tyler	1997-98 to 1998-99	17	0	1	1	0	-	-	-	-	-	30
Mottau, Mike	2002-03	4	0	0	0	0	-	-	-	-	-	36
Mrozik, Rick	2002-03	2	0	0	0	0	-	-	-	-	-	51
Mulhern, Richard	1975-76 to 1978-79	207	25	67	92	153	5	0	3	3	5	4
Mullen, Joe	1985-86 to 1989-90	345	190	198	388	95	61	35	20	55	18	7
Murdoch, Bob	1978-79 to 1981-82	262	16	63	79	202	25	2	5	7	42	20
Murray, Bob	1972-73 to 1974-75	104	3	6	9	56	4	1	0	1	2	23
Murray, Marty	1995-96 to 2000-01	26	3	3	6	6	-	-	-	-	-	45, 28, 20
Murzyn, Dana	1987-88 to 1990-91	201	16	39	55	404	32	4	5	9	35	5
Musil, Frank	1990-91 to 1994-95	335	18	45	63	505	25	1	3	4	21	3
Muzzatti, Jason	1992-93 to 1994-95	2	0	0	0	0	-	-	-	-	-	31, 36
Myre, Phil	1972-73 to 1977-78	211	0	5	5	23	5	0	0	0	0	1
Nattress, Ric	1987-88 to 1991-92	226	9	53	62	204	38	4	6	10	30	6
Nazarov, Andrei	1998-99 to 1999-00	112	15	31	46	108	-	-	-	-	-	62
Negrin, John	2008-09	3	0	1	1	2	-	-	-	-	-	61
Nemisiz, Greg	2010-11 to 2011-12	15	0	1	1	0	-	-	-	-	-	48
Nichol, Scott	2001-02 to 2002-03	128	13	14	27	256	-	-	-	-	-	40
Nieckar, Barry	1994-95	3	0	0	0	12	-	-	-	-	-	28
Niederemayer, Rob	2001-02 to 2002-03	111	14	24	38	91	-	-	-	-	-	44
Nieuwendyk, Joe	1986-87 to 1994-95	577	314	302	616	330	66	32	28	60	36	18, 25
Nieminen, Ville	2003-04	19	3	5	8	18	24	4	4	8	55	24
Nilson, Marcus	2003-04 to 2007-08	194	19	23	42	77	34	4	7	11	14	26
Nilsson, Kent	1979-80 to 1984-85	425	229	333	562	90	33	4	24	28	8	14
Nolan, Owen	2007-08	77	16	16	32	71	7	3	2	5	2	11
Norwood, Lee	1993-94	16	0	1	1	16	-	-	-	-	-	6
Nylander, Michael	1993-94 to 1995-96 & 1997-98 to 1998-99	168	34	74	108	54	13	0	6	6	2	92, 26
Nystrom, Eric	2005-06 & 2007-08 to 2009-10	204	19	20	39	191	13	2	2	4	2	23
O'Brien, Shane	2013-14	45	0	3	3	58	-	-	-	-	-	55
O'Flaherty, Gerry	1978-79	1	1	0	1	2	-	-	-	-	-	18
Oliwa, Krzysztof	2003-04	65	3	2	5	247	20	2	0	2	6	33
Olsen, Darryl	1991-92	1	0	0	0	0	-	-	-	-	-	32
Ortio, Joni	2013-14 to 2014-15	15	0	2	2	0	-	-	-	-	-	37
Osiecki, Mark	1991-92	50	2	7	9	24	-	-	-	-	-	55
O'Sullivan, Chris	1996-97 to 1998-99	49	2	11	13	14	-	-	-	-	-	19
Otto, Joel	1984-85 to 1994-95	730	167	261	428	1642	87	23	38	61	188	29
Pankewicz, Greg	1998-99	17	0	3	3	20	-	-	-	-	-	33
Paradise, Bob	1972-73 to 1973-74	89	1	8	9	116	-	-	-	-	-	6
Pardy, Adam	2008-09 to 2010-11	147	4	22	26	141	6	0	2	2	5	55, 7
Paslawski, Greg	1992-93 to 1993-94	28	6	5	11	2	6	3	0	3	0	23
Patrick, James	1993-94 to 1997-98	217	14	56	70	82	16	0	2	2	8	6, 5, 3
Patterson, Colin	1983-84 to 1990-91	416	88	99	187	187	72	11	16	27	55	11
Pelech, Matt	2008-09	5	0	3	3	9	-	-	-	-	-	56
Peluso, Mike	1997-98	23	0	0	0	113	-	-	-	-	-	8
Peplinski, Jim	1980-81 to 1989-90 & 1994-95	711	161	263	424	1467	99	15	31	46	382	24

ALL-TIME ROSTER CONTINUED

PLAYER	SEASONS	FLAMES CAREER SCORING					PLAYOFF CAREER SCORING					NO.
		GP	G	A	PTS	PIM	GP	G	A	PTS	PIM	
Peters, Warren	2008-09	16	1	0	1	12	4	0	0	0	0	63
Petit, Michel	1991-92 to 1993-94	134	8	40	48	243	-	-	-	-	-	7
Petrovicky, Ronald	2000-01 to 2001-02	107	9	12	21	139	-	-	-	-	-	36
Phaneuf, Dion	2005-06 to 2009-10	378	75	153	228	522	25	5	7	12	22	3
Phillipoff, Harold	1977-78 to 1978-79	118	26	53	79	241	2	0	1	1	2	24
Picard, Noel	1972-73	57	1	10	11	53	-	-	-	-	-	22
Piskula, Joe	2011-12	5	0	0	0	2	-	-	-	-	-	43
Plager, Bill	1972-73	76	2	11	13	92	-	-	-	-	-	2
Plett, Willi	1975-76 to 1981-82	452	150	149	299	1267	27	12	6	18	191	22, 25
Poirier, Emile	2014-15	6	0	1	1	0	-	-	-	-	-	57
Potter, Corey	2014-15	6	0	0	0	0	2	0	0	0	0	28
Priakin, Sergei	1988-89 to 1990-91	46	3	8	11	2	3	0	0	0	0	16
Price, Noel	1972-73 to 1974-75	199	5	40	45	160	4	0	0	0	6	4
Primeau, Wayne	2006-07 to 2008-09	94	6	15	21	76	13	1	2	3	18	19
Pronovost, Jean	1978-79 to 1979-80	155	52	58	110	42	6	2	0	2	4	9
Prust, Brandon	2006-07 & 2008-09 to 2009-10	78	2	5	7	202	-	-	-	-	-	33
Quinn, Dan	1983-84 to 1986-87	222	72	119	191	100	29	11	12	23	14	10
Quinn, Pat	1972-73 to 1976-77	374	12	87	99	555	7	0	1	1	8	3
Racine, Yves	1996-97	46	1	15	16	24	-	-	-	-	-	36
Ramage, John	2014-15	1	0	0	0	0	-	-	-	-	-	49
Ramage, Rob	1987-88 to 1988-89	80	4	19	23	193	29	2	14	16	47	55
Ramholt, Tim	2007-08	1	0	0	0	0	-	-	-	-	-	47
Ramo, Karri	2013-14 to 2014-15	74	0	1	1	10	7	0	0	0	0	31
Ranheim, Paul	1988-89 to 1993-94	354	94	100	194	105	19	3	6	9	2	26, 28
Rautakallio, Pekka	1979-80 to 1981-82	235	33	121	154	122	23	2	5	7	8	4
Raymond, Mason	2014-15	57	12	11	23	8	8	0	2	2	0	21
Redmond, Dick	1977-78	42	7	11	18	16	2	1	0	1	0	5
Reese, Jeff	1991-92 to 1993-94	39	0	5	5	16	4	0	0	0	0	35
Regehr, Richie	2006-07	20	1	3	4	6	-	-	-	-	-	49
Regehr, Robyn	1999-00 to 2010-11	827	29	134	163	802	41	3	12	15	28	28
Reichel, Robert	1990-91 to 1996-97	425	153	201	354	217	26	5	14	19	6	26
Reierson, Dave	1988-89	2	0	0	0	2	-	-	-	-	-	8
Reinhart, Max	2012-13 to 2014-15	23	1	4	5	6	-	-	-	-	-	59
Reinhart, Paul	1979-80 to 1987-88	517	109	335	444	203	76	21	51	72	38	23
Reinprecht, Steve	2003-04 to 2005-06	96	17	41	58	28	-	-	-	-	-	27
Ribble, Pat	1976-77 to 1978-79 & 1981-82 to 1982-83	203	12	31	43	188	4	0	1	1	8	23, 3, 22, 8, 28
Richard, Jacques	1972-73 to 1974-75	215	57	46	103	108	4	0	0	0	2	15
Riggin, Pat	1979-80 to 1981-82	119	0	6	6	11	14	0	0	0	0	31, 1
Rioux, Pierre	1982-83	14	1	2	3	4	-	-	-	-	-	32
Risebrough, Doug	1982-83 to 1986-87	247	68	101	169	583	50	10	17	27	95	8
Ritchie, Byron	2005-06 to 2006-07	109	12	8	20	137	8	0	0	0	10	15
Roberts, Gary	1986-87 to 1995-96	585	257	248	505	1736	58	13	30	43	216	32, 10
Roche, Dave	1998-99 to 1999-00	38	3	3	6	49	-	-	-	-	-	25
Rochefort, Leon	1972-73 to 1973-74	110	19	30	49	23	-	-	-	-	-	11
Roloso, Dwayne	1996-97 to 1997-98	70	0	4	4	12	-	-	-	-	-	30
Romanchych, Larry	1972-73 to 1976-77	288	68	95	163	100	7	2	2	4	4	21, 9
Rota, Darcy	1978-79 to 1979-80	57	19	13	32	70	2	0	1	1	26	18
Roy, Andre	2008-09	44	3	0	3	83	2	0	0	0	0	27
Russell, Kris	2013-14 to 2014-15	147	11	52	63	32	11	2	5	7	7	4
Russell, Phil	1978-79 to 1982-83	322	29	103	132	469	34	3	13	16	70	2, 3, 5
St. Sauveur, Claude	1975-76	79	24	24	48	23	2	0	0	0	0	11
Sabourin, Dany	2003-04	4	0	1	1	0	-	-	-	-	-	50
Sabourin, Ken	1988-89 to 1990-91	27	1	4	5	72	1	0	0	0	0	23, 55
Saprykin, Oleg	1999-00 to 2003-04	187	29	47	76	132	26	3	3	6	14	19
Sarault, Yves	1995-96	11	2	1	3	4	-	-	-	-	-	36
Sarich, Cory	2007-08 to 2012-13	379	10	49	59	462	12	0	2	2	8	6
Sauve, Philippe	2005-06	8	0	0	0	21	-	-	-	-	-	30

ALL-TIME ROSTER CONTINUED

PLAYER	SEASONS	FLAMES CAREER SCORING					PLAYOFF CAREER SCORING					NO.
		GP	G	A	PTS	PIM	GP	G	A	PTS	PIM	
Savard, Marc	1999-00 to 2001-02	221	60	94	154	158	-	-	-	-	-	27
Schlegel, Brad	1993-94	26	1	6	7	4	-	-	-	-	-	21
Schlemko, David	2014-15	19	0	0	0	8	11	0	1	1	2	3
Schulte, Paxton	1996-97	1	0	0	0	2	-	-	-	-	-	35
Scoville, Darrel	1999-00	6	0	0	0	2	-	-	-	-	-	2, 4, 45
Seiling, Rod	1978-79	36	0	4	4	12	2	0	0	0	0	15
Setoguchi, Devin	2014-15	19	3	7	10	4	-	-	-	-	-	22
Shand, Dave	1976-77 to 1979-80	288	14	63	77	324	11	0	1	1	57	8
Shannon, Darryl	1999-00	27	1	8	9	22	-	-	-	-	-	2
Shantz, Jeff	1998-99 to 2001-02	256	33	53	86	151	-	-	-	-	-	11
Sharples, Scott	1991-92	1	0	0	0	0	-	-	-	-	-	1
Sheehy, Neil	1983-84 to 1987-88 & 1991-92	222	13	34	47	725	32	0	2	2	104	5, 15
Shore, Drew	2014-15	11	1	2	3	0	1	0	0	0	2	22
Simard, Martin	1990-91 to 1991-92	37	1	5	6	172	-	-	-	-	-	38, 13
Simon, Chris	2003-04 to 2005-06	85	11	16	27	119	22	5	3	8	81	15, 17
Simpson, Bobby	1976-77 to 1980-81	127	23	18	41	94	4	0	1	1	2	11, 22
Simpson, Todd	1995-96 to 1998-99	214	4	26	30	500	-	-	-	-	-	40, 27
Sjostrom, Fredrik	2009-10	46	1	5	6	8	-	-	-	-	-	11
Skalde, Jarrod	1995-96	1	0	0	0	0	-	-	-	-	-	38
Skrudland, Brian	1992-93	16	2	4	6	10	6	0	3	3	12	39
Sloan, Blake	2001-02 to 2002-03	74	2	10	12	32	-	-	-	-	-	24
Smid, Ladislav	2013-14 to 2014-15	87	1	6	7	75	-	-	-	-	-	3, 15
Smith, Brad	1979-80 to 1980-81	49	7	4	11	69	-	-	-	-	-	24, 18
Smith, Derek	2011-12 to 2013-14	83	2	11	13	24	-	-	-	-	-	27
Smith, Mark	2007-08	54	1	3	4	59	-	-	-	-	-	16
Smith, Steve	1998-99 to 2000-01	102	1	20	21	139	-	-	-	-	-	55
Smyth, Greg	1991-92 to 1992-93	42	2	3	5	110	-	-	-	-	-	6
Sonnenberg, Martin	2003-04	5	0	0	0	2	-	-	-	-	-	25
Sorochan, Lee	1998-99 to 1999-00	3	0	0	0	0	-	-	-	-	-	33, 32
Staios, Steve	2009-10 to 2010-11	57	4	9	13	40	-	-	-	-	-	27
Stajan, Matt	2009-10 to 2014-15	329	43	95	138	159	11	1	3	4	21	18
Stefaniw, Morris	1972-73	13	1	1	2	2	-	-	-	-	-	19
Stempniak, Lee	2011-12 to 2013-14	160	31	52	83	56	-	-	-	-	-	22
Stern, Ron	1990-91 to 1997-98	396	59	66	125	288	31	6	6	12	85	22
Stewart, John	1972-73 to 1973-74	142	35	32	67	71	4	0	0	0	10	17
Stiles, Tony	1983-84	30	2	7	9	20	-	-	-	-	-	21
Stillman, Cory	1994-95 to 2000-01	393	109	126	235	192	2	1	1	2	0	20, 16
St. Louis, Martin	1998-99 to 1999-00	69	4	16	20	32	-	-	-	-	-	46, 15
Street, Ben	2012-13 to 2013-14	19	0	2	2	4	-	-	-	-	-	38
Struch, David	1993-94	4	0	0	0	4	-	-	-	-	-	33
Stuart, Brad	2006-07	27	0	5	5	18	6	0	1	1	6	6
Sullivan, Mike	1993-94 to 1996-97	205	20	28	48	54	18	4	6	10	10	32
Sundblad, Niklas	1995-96	2	0	0	0	0	-	-	-	-	-	35
Suter, Gary	1985-86 to 1993-94	617	128	437	565	872	49	6	33	39	66	20
Sutter, Brett	2008-09 to 2010-11	18	1	1	2	12	-	-	-	-	-	42
Sutter, Ron	2000-01	21	1	3	4	12	-	-	-	-	-	20
Sweeney, Bob	1995-96	6	1	1	2	6	2	0	0	0	0	17
Sweeney, Tim	1990-91 to 1991-92	53	8	11	19	12	-	-	-	-	-	7
Tabaracci, Rick	1994-95 to 1996-97 & 1997-98	97	0	4	4	22	4	0	0	0	0	31
Talafous, Dean	1974-75	18	1	4	5	13	-	-	-	-	-	24
Tambellini, Steve	1983-84 to 1984-85	120	34	20	54	20	2	0	1	1	0	15
Tanguay, Alex	2006-07 to 2007-08 & 2010-11 to 2012-13	342	86	198	284	166	13	1	7	8	12	60, 40
Taylor, Danny	2012-13	2	0	0	0	0	-	-	-	-	-	41
Thompson, Rocky	1997-98 to 1998-99	15	0	0	0	86	-	-	-	-	-	55, 22
Titov, German	1993-94 to 1997-98	345	107	121	228	142	18	7	6	13	14	13
Tkaczuk, Daniel	2000-01	19	4	7	11	14	-	-	-	-	-	18

ALL-TIME ROSTER *CONTINUED*

PLAYER	SEASONS	FLAMES CAREER SCORING					PLAYOFF CAREER SCORING					NO.
		GP	G	A	PTS	PIM	GP	G	A	PTS	PIM	
Tonelli, John	1985-86 to 1987-88	161	40	76	116	164	31	9	14	23	61	27
Torgaev, Pavel	1995-96 & 1999-00	50	6	12	18	18	1	0	0	0	0	35, 18, 50
Toskala, Vesa	2009-10	6	0	0	0	0	-	-	-	-	-	35
Trefilov, Andrei	1992-93 to 1994-95 & 1998-99	23	0	0	0	6	-	-	-	-	-	1, 35
Turek, Roman	2001-02 to 2003-04	152	0	10	10	18	1	0	0	0	0	1
Turnbull, Randy	1981-82	1	0	0	0	2	-	-	-	-	-	22
Unger, Garry	1979-80	79	17	16	33	39	4	0	3	3	2	17, 7
Vail, Eric	1973-74 to 1981-82	539	206	246	452	246	20	5	6	11	6	22, 25, 27
Van Brabant, Bryce	2013-14	6	0	0	0	2	-	-	-	-	-	48
Van der Gulik, David	2008-09	6	0	2	2	0	-	-	-	-	-	59
Vandermeer, James	2007-08 to 2008-09	67	1	8	9	149	13	0	1	1	8	4
Vorlamov, Sergei	1997-98 & 1999-00	8	3	0	3	0	-	-	-	-	-	24, 37
Vernon, Michael	1982-83 to 83-84, 85-86 to 93-94 & 2000-01 to 01-02	526	0	34	34	192	81	0	3	3	18	30, 29
Viitakoski, Vesa	1993-94 to 1995-96	23	2	4	6	8	-	-	-	-	-	32, 19
Volcan, Mickey	1983-84	19	1	4	5	18	-	-	-	-	-	5
Walker, Howard	1982-83	3	0	0	0	7	-	-	-	-	-	12
Walz, Wes	1993-94 to 1994-95	92	17	39	56	27	7	3	0	3	2	17
Wamsley, Rick	1987-88 to 1991-92	111	0	2	2	12	4	0	0	0	0	31
Wappel, Gord	1979-80 to 1981-82	20	1	1	2	10	2	0	0	0	4	24, 2, 21
Ward, Ed	1994-95 to 1998-99	215	16	24	40	284	-	-	-	-	-	42
Warrener, Rhett	2003-04 to 2008-09	231	11	26	37	239	37	0	1	1	30	44
Werenka, Brad	1999-00 to 2000-01	45	2	5	7	37	-	-	-	-	-	33, 2
Westgarth, Kevin	2013-14	48	4	3	7	68	-	-	-	-	-	15
White, Ian	2009-10 to 2010-11	43	6	12	18	18	-	-	-	-	-	3
Whitmore, Kay	2001-02	1	0	0	0	0	-	-	-	-	-	35
Wideman, Dennis	2012-13 to 2014-15	172	25	74	99	64	11	0	7	7	12	26, 6
Wiemer, Jason	1997-98 to 2000-01 & 2005-06	252	34	32	66	567	-	-	-	-	-	24
Wilm, Clarke	1998-99 to 2001-02	303	31	42	73	250	-	-	-	-	-	23
Wilson, Bert	1980-81	50	5	7	12	94	1	0	0	0	0	8
Wilson, Carey	1983-84 to 1987-88 & 1990-91 to 1992-93	355	102	161	263	160	32	6	6	12	10	33
Wilson, Clay	2011-12	5	0	0	0	4	-	-	-	-	-	21
Wilson, Rik	1985-86	2	0	0	0	0	-	-	-	-	-	32
Wolf, David	2014-15	3	0	0	0	2	1	0	0	0	0	45
Wortman, Kevin	1993-94	5	0	0	0	2	-	-	-	-	-	34
Wotherspoon, Tyler	2013-14 to 2014-15	15	0	4	4	4	6	0	0	0	0	56, 26
Wregget, Ken	1998-99	27	0	1	1	8	-	-	-	-	-	31
Wright, Jamie	2001-02 to 2002-03	63	6	14	20	32	-	-	-	-	-	18
Yawney, Trent	1991-92 to 1995-96	274	11	45	56	368	19	3	2	5	26	18, 8
Yelle, Stephane	2002-03 to 2007-08	339	31	65	96	174	43	6	3	9	32	11, 7
Young, C.J.	1992-93	28	3	2	5	20	-	-	-	-	-	23
Zaharko, Miles	1977-78	71	1	19	20	26	1	0	0	0	0	23
Zalapski, Zariy	1993-94 to 1997-98	178	21	55	76	220	18	0	8	8	16	33
Zemlak, Richard	1991-92	5	0	1	1	42	-	-	-	-	-	21
Zyuzin, Andrei	2006-07	49	1	5	6	30	5	1	0	1	2	7

ALL-TIME SWEATER ROSTER

1

Myre, Phil	1972-73 to 1977-78
Lemelin, Rejean	1978-79 & 1986-87
Craig, Jim	1979-80
Riggin, Pat	1979-80 to 1981-82
Edwards, Don	1982-83 to 1984-85
D'Amour, Marc	1985-86
Guenette, Steve	1989-90 to 1990-91
Sharples, Scott	1991-92
Trefilov, Andrei	1992-93 to 1994-95
Moss, Tyler	1997-98
Garner, Tyrone	1998-99
Turek, Roman	2001-02 to 2003-04
McElhinney, Curtis	2008-09 to 2009-10
Hiller, Jonas	2014-15

2

Bennett, Curt	1972-73 to 1977-78 & 1979-80
Plager, Bill	1972-73
Mohns, Doug	1973-74
Gibbs, Barry	1974-75 to 1977-78
Fox, Greg	1977-78 to 1978-79
Russell, Phil	1978-79 to 1982-83
Wappel, Gord	1979-80 to 1981-82
Bourgeois, Charles	1981-82
Macinnis, Al	1983-84 to 1993-94
Allison, Jamie	1996-97 to 1997-98
Scoville, Darrel	1999-00
Shannon, Darryl	1999-00
Werenka, Brad	2000-01
Letang, Alan	2001-02
Commodore, Mike	2002-03 to 2003-04

3

Quinn, Pat	1972-73 to 1976-77
Ribble, Pat	1976-77 to 1978-79 & 1981-82 to 1982-83
Russell, Phil	1978-79 to 1982-83
Curtale, Tony	1980-81
Konroyd, Steve	1980-81 to 1985-86
Guy, Kevan	1986-87 to 1987-88
Lessard, Rick	1988-89 & 1990-91
Musil, Frank	1990-91 to 1994-95
Patrick, James	1995-96 to 1997-98
Gauthier, Denis	1998-99 to 2003-04
Phaneuf, Dion	2005-06 to 2009-10
White, Ian	2009-10 to 2010-11
Carson, Brett	2010-11 to 2012-13
Smid, Ladislav	2013-14
Schlemko, David	2014-15

4

Price, Noel	1972-73 to 1974-75
Mulhern, Richard	1975-76 to 1978-79
Rautakallio, Pekka	1979-80 to 1981-82
Baxter, Paul	1983-84 to 1986-87
McCrimmon, Brad	1987-88 to 1989-90
Kyte, Jim	1990-91 to 1991-92
Dahl, Kevin	1992-93 to 1995-96 & 1997-98
Featherstone, Glen	1996-97
Helenius, Sami	1998-99

Dollas, Bobby	1999-00
Scoville, Darrel	1999-00
Belak, Wade	2000-01
Eakins, Dallas	2000-01 to 2001-02
Leopold, Jordan	2002-03 to 2003-04
Hamrik, Roman	2005-06 to 2006-07
Vandermeer, Jim	2007-08 to 2008-09
Bouwmeester, Jay	2009-10 to 2012-13
Russell, Kris	2013-14 to 2014-15

5

Harris, Ron	1972-73
Bennett, Curt	1972-73 to 1977-78 & 1979-80
Redmond, Dick	1977-78
Marsh, Brad	1978-79 to 1981-82
Russell, Phil	1978-79 to 1982-83
Volcan, Mickey	1983-84
Sheehy, Neil	1983-84 to 1987-88
Murzyn, Dana	1987-88 to 1990-91
Guy, Kevan	1990-91 to 1991-92
Dahlquist, Chris	1992-93 to 1993-94
Patrick, James	1994-95
Bouchard, Joel	1995-96
Albelin, Tommy	1995-96 to 2000-01
Montador, Steve	2002-03 to 2005-06
Giordano, Mark	2005-06 to 2006-07 & 2008-09 to 2014-15

6

Paradise, Bob	1972-73 to 1973-74
Lemieux, Jean	1973-74 to 1975-76
Houston, Ken	1975-76 to 1981-82
Dunn, Richie	1982-83
Hanson, Keith	1983-84
Cavallini, Gino	1984-85 to 1985-86
Johnson, Terry	1985-86
Engblom, Brian	1986-87
Nattress, Ric	1987-88 to 1991-92
Smyth, Greg	1991-92 to 1992-93
Norwood, Lee	1993-94
Wortman, Kevin	1993-94
Patrick, James	1993-94
Bouchard, Joel	1996-97 to 1997-98
Housley, Phil	1994-95 to 1995-96 & 1998-99 to 2000-01
Boughner, Bob	2001-02 to 2002-03
Leopold, Jordan	2005-06
Stuart, Brad	2006-07
Sarich, Cory	2007-08 to 2012-13
Wideman, Dennis	2013-14 to 2014-15

7

Manery, Randy	1972-73 to 1976-77
Chouinard, Guy	1974-75 to 1982-83
Lalonde, Bobby	1977-78 to 1979-80 & 1981-82
Unger, Garry	1979-80
Holt, Randy	1980-81 to 1981-82
Eaves, Mike	1983-84 to 1985-86
Mullen, Joe	1985-86 to 1989-90
Sweeney, Tim	1990-91 to 1991-92
Petit, Michel	1991-92 to 1993-94
Allison, Jamie	1994-95

Konroyd, Steve	1994-95
Huscroft, Jamie	1995-96 to 1996-97
Dingman, Chris	1997-98 to 1998-99
Begin, Steve	1999-00
Clark, Chris	1999-00
Bureau, Marc	1999-00
Kobasew, Chuck	2002-03 to 2003-04
Marchment, Bryan	2005-06
Zyuzin, Andrei	2006-07
Yelle, Stephane	2007-08
Bertuzzi, Todd	2008-09
Parady, Adam	2009-10 to 2010-11
Brodie, T.J.	2011-12 to 2014-15

8

Morrison, Lew	1972-73 to 1973-74
Harvey, Buster	1974-75 to 1975-76
Kryskow, Dave	1975-76
Shand, Dave	1976-77 to 1979-80
Wilson, Bert	1980-81
Eloranta, Kari	1981-82 to 1982-83
Risebrough, Doug	1982-83 to 1986-87
Reiersson, Dave	1988-89
Yawney, Trent	1995-96
Helenius, Sami	1996-97
Peluso, Mike	1997-98
Bure, Valeri	1997-98 to 2000-01
Buzek, Petr	2001-02 to 2002-03
Ference, Brad	2006-07
Eriksson, Anders	2007-08 to 2008-09
Kronwall, Staffan	2009-10
Morrison, Brendan	2010-11 to 2011-12
Kolanos, Krys	2011-12
Colborne, Joe	2013-14 to 2014-15

9

McCreary, Keith	1972-73 to 1974-75
Romanchych, Larry	1972-73 to 1976-77
Flett, Bill	1975-76 to 1976-77
Pronovost, Jean	1978-79 to 1979-80
Lever, Don	1979-80 to 1981-82
Cyr, Denis	1980-81 to 1982-83
McDonald, Lanny	1981-82 to 1988-89

10

Gratton, Norm	1972-73
Deadmarsh, Butch	1972-73 to 1973-74
Byers, Jerry	1974-75
Chouinard, Guy	1974-75 to 1982-83
Meehan, Gerry	1974-75 to 1975-76
Mercredi, Vic	1974-75
Clement, Bill	1975-76 to 1981-82
Mokosak, Carl	1981-82 to 1982-83
Quinn, Dan	1983-84 to 1986-87
Roberts, Gary	1986-87 to 1995-96
Lowry, Dave	2000-01 to 2003-04
Amonte, Tony	2005-06 to 2006-07
McGrattan, Brian	2009-10
Hagman, Niklas	2010-11 to 2011-12
Comeau, Blake	2011-12 to 2012-13
Cervenka, Roman	2012-13
Knight, Corban	2013-14 to 2014-15

ALL-TIME SWEATER ROSTER CONTINUED

11

Hogoboom, Bill	1972-73
Rochefort, Leon	1972-73 to 1973-74
St. Sauveur, Claude	1975-76
Simpson, Bobby	1976-77 to 1980-81
MacMillan, Bob	1977-78 to 1981-82
Lalonde, Bobby	1977-78 to 1979-80
	& 1981-82
MacInnis, Al	1981-82
Christoff, Steve	1982-83
Patterson, Colin	1983-84 to 1990-91
Leeman, Gary	1991-92 to 1992-93
Lindberg, Chris	1992-93
Kisio, Kelly	1993-94 to 1994-95
Conacher, Pat	1995-96
Landry, Eric	1997-98
Shantz, Jeff	1998-99 to 2001-02
Yelle, Stephane	2002-03 to 2006-07
Nolan, Owen	2007-08
Sjostrom, Fredrik	2009-10
Hagman, Niklas	2009-10
Backlund, Mikael	2010-11 to 2014-15

12

Hicke, Ernie	1972-73
Lysiak, Tom	1973-74 to 1978-79
Boldirev, Ivan	1978-79 to 1979-80
Lever, Don	1979-80 to 1981-82
Cyr, Denis	1980-81 to 1982-83
Harrer, Tim	1982-83
Walker, Howard	1982-83
Loob, Hakan	1983-84 to 1988-89
Fenton, Paul	1990-91
Kruse, Paul	1991-92 to 1996-97
Iginla, Jarome	1996-97 to 2012-13

13

Simard, Martin	1990-91 to 1991-92
Heaphy, Shawn	1992-93
Titov, Gherman	1993-94 to 1997-98
Jokinen, Olli	2010-11 to 2011-12
Cammalleri, Michael	2008-09
	& 2012-13 to 2013-14
Gaudreau, Johnny	2014-15

14

Arason, Chuck	1973-74
McDonough, Al	1973-74
Ecclestone, Tim	1974-75 to 1977-78
Carr, Gene	1978-79
Nilsson, Kent	1979-80 to 1984-85
Bradley, Brian	1985-86 to 1987-88
Fleury, Theoren	1988-89 to 1988-89

15

Richard, Jacques	1972-73 to 1974-75
Bowness, Rick	1975-76 to 1976-77
Seiling, Rod	1978-79
Gorman, Dave	1979-80
Henderson, Paul	1979-80
LaVallee, Kevin	1980-81 to 1982-83
Tambellini, Steve	1983-84 to 1984-85
Bartel, Robin	1985-86
Churla, Shane	1987-88 to 1988-89

Chernomaz, Richard	1987-88 to 1988-89
Sheehy, Neil	1991-92
Ashton, Brent	1992-93
McCarthy, Sandy	1993-94 to 1997-98
St. Louis, Martin	1999-00
Fata, Rico	1999-00 to 2000-01
Betts, Blair	2001-02 to 2003-04
Simon, Chris	2003-04
Ritchie, Byron	2005-06 to 2006-07
Dawes, Nigel	2009-10
Jackman, Tim	2010-11 to 2013-14
Westgarth, Kevin	2013-14
Smid, Ladislav	2014-15

16

Leiter, Bobby	1972-73 to 1974-75
Chouinard, Guy	1974-75 to 1981-82
Jackson, Jim	1982-83 to 1984-85
Lamb, Mark	1985-86
Hull, Brett	1985-86 to 1987-88
Priakin, Sergei	1988-89 to 1990-91
Chernomaz, Richard	1991-92
Berube, Craig	1991-92 to 1992-93
Freer, Mark	1993-94
Greig, Mark	1994-95
Borschevsky, Nikolai	1994-95
Stillman, Cory	1995-96 to 2000-01
Berube, Craig	1991-92 to 1992-93
	& 2001-02 to 2002-03
Donovan, Shean	2002-03 to 2005-06
Friesen, Jeff	2006-07
Smith, Mark	2007-08
Boyd, Dustin	2008-09 to 2009-10
Kostopoulos, Tom	2010-11 to 2011-12
McGrattan, Brian	2012-13 to 2014-15

17

Stewart, John	1972-73 to 1973-74
Graves, Hilliard	1974-75 to 1976-77
Laurence, Red	1978-79
Unger, Garry	1979-80
Adduono, Rick	1979-80
Hislop, Jamie	1980-81 to 1983-84
Eaves, Mike	1985-86
Hrdina, Jiri	1987-88 to 1990-91
Habscheid, Marc	1991-92
Walz, Wes	1993-94 to 1994-95
Hlushko, Todd	1995-96
Sweeney, Bob	1995-96
Domenichelli, Hnat	1996-97 to 1999-00
Botterill, Jason	1999-00
Krivokrasov, Sergei	1999-00
Clark, Chris	1999-00 to 2003-04
Simon, Chris	2005-06
Godard, Eric	2007-08
Bourque, Rene	2008-09 to 2011-12
Bouma, Lance	2013-14 to 2014-15

18

Comeau, Rey	1972-73 to 1977-78
O'Flaherty, Gerry	1978-79
Rota, Darcy	1978-79 to 1979-80
Smith, Brad	1979-80 to 1980-81
Hindmarch, Dave	1980-81 to 1984-85

Nieuwendyk, Joe	1986-87
Bucyk, Randy	1987-88
Coxe, Craig	1987-88
Grimson, Stu	1988-89 to 1989-90
Bergqvist, Jonas	1989-90
Kruse, Paul	1990-91
Yawney, Trent	1991-92 to 1994-95
Torgajev, Pavel	1995-96
McInnis, Marty	1996-97 to 1998-99
Dubinsky, Steve	1998-99 to 1999-00
Tkaczuk, Daniel	2000-01
Wright, Jamie	2001-02 to 2002-03
Drury, Chris	2002-03
Lombardi, Matthew	2003-04 to 2008-09
Stajan, Matt	2009-10 to 2014-15

19

Brown, Arnie	1972-73 to 1973-74
Stefaniw, Morris	1972-73
Kea, Ed	1973-74 to 1978-79
Henderson, Paul	1979-80
Gould, Bob	1979-80 to 1981-82
Mokosak, Carl	1981-82 to 1982-83
Eakin, Bruce	1981-82
Hunter, Tim	1981-82 to 1991-92
Harkins, Todd	1992-93
Haas, David	1993-94
Viitakoski, Vesa	1993-94 to 1995-96
O'Sullivan, Chris	1996-97 to 1998-99
Saprykin, Oleg	1999-00 to 2003-04
Kobasew, Chuck	2005-06 to 2006-07
Primeau, Wayne	2006-07 to 2008-09
Mayers, Jamal	2009-10
Modin, Fredrik	2010-11
Jones, Blair	2011-12 to 2013-14
Jones, David	2014-15

20

MacMillan, Bill	1972-73
Hextall, Bryan	1973-74 to 1974-75
Lemieux, Jean	1973-74 to 1975-76
Lemieux, Richard	1975-76
Kryskow, Dave	1975-76
Murdoch, Bob	1978-79 to 1981-82
Eloranta, Kari	1981-82 to 1984-85
Suter, Gary	1985-86 to 1993-94
Stillman, Cory	1994-95
Evason, Dean	1995-96
Hlushko, Todd	1996-97 to 1997-98
Corbet, Rene	1998-99 to 1999-00
Murray, Marty	2000-01
Eakins, Dallas	2000-01
Sutter, Ron	2000-01
Botterill, Jason	2001-02
Johansson, Mathias	2002-03
Loyns, Lynn	2003-04
Huselius, Kristian	2005-06 to 2007-08
Glencross, Curtis	2008-09 to 2014-15

21

Romanchych, Larry	1972-73 to 1976-77
Gould, John	1976-77 to 1978-79
Wappel, Gord	1979-80 to 1981-82
Ingarfield, Earl Jr.	1979-80 to 1980-81

ALL-TIME SWEATER ROSTER CONTINUED

Labraaten, Dan	1980-81 to 1981-82
Jalonen, Kari	1982-83 to 1983-84
Stiles, Tony	1983-84
Berezan, Perry	1984-85 to 1988-89
Johansson, Roger	1989-90 to 1990-91
Zemlak, Richard	1991-92
Godyniuk, Alexander	1991-92 to 1992-93
Schlegel, Brad	1993-94
Chiasson, Steve	1994-95 to 1996-97
Cassels, Andrew	1997-98 to 1998-99
Johansson, Andreas	1999-00
Hay, Dwayne	2000-01
Ference, Andrew	2002-03 to 2006-07
Hale, David	2006-07 to 2007-08
Jokinen, Olli	2008-09 to 2009-10
Higgins, Christopher	2009-10
Wilson, Clay	2011-12
Raymond, Mason	2014-15

22

Picard, Noel	1972-73
Vail, Eric	1973-74 to 1981-82
Bialowas, Dwight	1973-74 to 1974-75
Plett, Willi	1975-76 to 1981-82
Simpson, Bobby	1976-77 to 1980-81
Marsh, Brad	1978-79 to 1981-82
Gould, Bob	1979-80 to 1981-82
Wappel, Gord	1979-80 to 1981-82
Turnbull, Randy	1981-82
MacInnis, Al	1982-83
Eakin, Bruce	1983-84
Kromm, Richard	1983-84 to 1985-86
Fotiu, Nick	1985-86 to 1986-87
Bullard, Mike	1986-87 to 1987-88
Hunter, Mark	1988-89 to 1990-91
Stern, Ron	1990-91 to 1997-98
Thompson, Rocky	1998-99
Lindsay, Bill	1999-00 to 2000-01
Conroy, Craig	2000-01 to 2003-04
Langkow, Daymond	2005-06 to 2010-11
Stempniak, Lee	2011-12 to 2013-14
Setoguchi, Devin	2014-15
Shore, Drew	2014-15

23

Murray, Bob	1973-74 to 1974-75
Carriere, Larry	1975-76 to 1976-77
Zaharko, Miles	1977-78
Reinhart, Paul	1979-80 to 1987-88
Sabourin, Ken	1988-89
Matteau, Stephane	1990-91 to 1991-92
Berube, Craig	1991-92
Markwart, Nevin	1991-92
Young, C.J.	1992-93
Paslawski, Greg	1992-93 to 1993-94
Kennedy, Sheldon	1994-95 to 1995-96
Gavey, Aaron	1996-97 to 1997-98
Wilf, Clarke	1998-99 to 2001-02
Gelinis, Martin	2002-03 to 2003-04
Nystrom, Eric	2007-08 to 2009-10
Hannan, Scott	2011-12
Monahan, Sean	2013-14 to 2014-15

24

Ketter, Kerry	1972-73
Martineau, Don	1973-74
Kea, Ed	1973-74 to 1978-79
Talafous, Dean	1974-75
Botting, Cam	1975-76
Houston, Ken	1975-76 to 1981-82
Phillippoff, Harold	1977-78 to 1978-79
Beaudoin, Serge	1979-80
Wappel, Gord	1979-80
Smith, Brad	1979-80
Peplinski, Jim	1980-81 to 1989-90 & 1994-95
Iginla, Jarome	1995-96 to 1996-97
Gauthier, Denis	1997-98
Hentunen, Jukka	2001-02
Sloan, Blake	2001-02 to 2002-03
Nieminen, Ville	2003-04
Wiemer, Jason	1997-98 to 2000-01 & 2005-06
Lundmark, Jamie	2005-06
Conroy, Craig	2006-07 to 2010-11
Letourneau-Leblond, Pierre-Luc	2011-12
Hudler, Jiri	2012-13 to 2014-15

25

Plett, Willi	1975-76 to 1981-82
Meredith, Greg	1982-83
Eakin, Bruce	1983-84 to 1984-85
Courteau, Yves	1984-85
Bullard, Mike	1986-87 to 1987-88
Nieuwendyk, Joe	1986-87 to 1994-95
Roche, Dave	1998-99 to 1999-00
Krivokrasov, Sergei	1999-00
Andersson, Niklas	2000-01
Kravchuk, Igor	2000-01 to 2001-02
Sonnenberg, Martin	2003-04
McCarty, Darren	2005-06 to 2006-07
Moss, David	2007-08 to 2011-12
Bollig, Brandon	2014-15

26

McKendry, Alex	1980-81
Dwyer, Mike	1980-81 to 1981-82
Bridgman, Mel	1981-82 to 1982-83
Bozek, Steve	1983-84 to 1987-88
Ranheim, Paul	1988-89
Korn, Jim	1989-90
Reichel, Robert	1990-91 to 1994-95 & 1996-97
Kohn, Ladislav	1997-98
Nylander, Michael	1998-99
Landry, Eric	1998-99
Begin, Steve	1999-00 to 2001-02
Brigley, Travis	1999-00
Clark, Chris	1999-00
Eakins, Dallas	2000-01
Begin, Steve	1999-00 to 2002-03
Green, Josh	2003-04
Nilson, Marcus	2003-04 to 2007-08
Kotalik, Ales	2009-10 to 2010-11
Desbiens, Guillaume	2011-12
Wideman, Dennis	2012-13
Wotherspoon, Tyler	2014-15

27

Vail, Eric	1973-74 to 1981-82
Beers, Eddy	1981-82 to 1985-86
Hampson, Gord	1982-83
Tonelli, John	1985-86 to 1987-88
MacLellan, Brian	1988-89 to 1990-91
Forslund, Tomas	1991-92 to 1992-93
Drury, Ted	1993-94
Morrow, Scott	1994-95
Simpson, Todd	1995-96 to 1998-99
Savard, Marc	1999-00 to 2002-03
Berube, Craig	2002-03
Reinprecht, Steve	2003-04 to 2005-06
Leclerc, Mike	2005-06
Roy, Andre	2008-09
Staios, Steve	2009-10 to 2010-11
Smith, Derek	2011-12 to 2013-14

28

McAdam, Gary	1981-82
Bourgeois, Charles	1981-82 to 1985-86
DeGray, Dale	1985-86 to 1986-87
Bodak, Bob	1987-88
Ranheim, Paul	1988-89 to 1993-94
Nieckar, Barry	1994-95
Esau, Len	1994-95
Murray, Marty	1995-96 to 1997-98
Bassen, Bob	1998-99
Regehr, Robyn	1999-00 to 2010-11
Begin, Steve	2012-13
MacDermid, Lane	2013-14
Potter, Corey	2014-15

29

Dwyer, Mike	1980-81 to 1981-82
Meredith, Greg	1980-81
Bernhardt, Tim	1982-83
Brubaker, Jeff	1983-84
Otto, Joel	1984-85 to 1994-95
Hulse, Cale	1995-96 to 1996-97
Andersson, Erik	1997-98
Karpenko, Igor	1998-99
Belak, Wade	1998-99 to 1999-00
Vernon, Michael	2000-01 to 2001-02
McLennan, Jamie	2003-04 & 2006-07
Mikkelsen, Brendan	2010-11
Aliu, Akim	2011-12 to 2012-13
Engelland, Deryk	2014-15

30

Bouchard, Dan	1972-73 to 1980-81
Vernon, Michael	1982-83 to 1983-84 & 1985-86 to 1993-94
Roloson, Dwayne	1996-97 to 1997-98
Moss, Tyler	1998-99
Brochu, Martin	2000-01

31

Belanger, Yves	1977-78 to 1978-79
Lemelin, Rejean	1978-79 to 1986-87
Riggin, Pat	1979-80 to 1981-82
Wamsley, Rick	1987-88 to 1991-92
Muzzatti, Jason	1993-94
Tabaracci, Rick	1994-95 to 1997-98

ALL-TIME SWEATER ROSTER CONTINUED

Wregget, Ken	1998-99
Fuhr, Grant	1999-00
Szuper, Levente	2002-03
Joseph, Curtis	2007-08
McElhinney, Curtis	2007-08
Ramo, Karri	2013-14 to 2014-15

32

Rioux, Pierre	1982-83
Eakin, Bruce	1983-84 to 1984-85
Bolduc, Dan	1983-84
Wilson, Rik	1985-86
Eloranta, Kari	1985-86
Roberts, Gary	1986-87
Glynn, Brian	1987-88 & 1989-90
Lessard, Rick	1988-89 & 1990-91
Olsen, Darryl	1991-92
Lindberg, Chris	1991-92 to 1992-93
Viitakoski, Vesa	1993-94
Sullivan, Mike	1993-94 to 1996-97
Sorochan, Lee	1999-00
Lydman, Toni	2000-01 to 2003-04
Hulse, Cale	1997-98 to 1999-00 & 2005-06
Byron, Paul	2011-12 to 2014-15

33

Wilson, Carey	1983-84 to 1987-88 & 1990-91 to 1992-93
Chernomaz, Richard	1987-88 to 1988-89
Bureau, Marc	1989-90 to 1990-91
Struch, David	1993-94
Zalapski, Zarley	1993-94 to 1997-98
Pankewicz, Greg	1998-99
Sorochan, Lee	1998-99
Begin, Steve	1999-00
Werenka, Brad	1999-00
Allison, Jamie	2001-02
McLennan, Jamie	2002-03
Oliwa, Krzysztof	2003-04
Aucoin, Adrian	2007-08 to 2008-09
Prust, Brandon	2009-10
Babchuk, Anton	2010-11 to 2012-13
Diaz, Raphael	2014-15

34

Macoun, Jamie	1982-83 to 1991-92
Johansson, Roger	1992-93
Miller, Brad	1993-94
Wortman, Kevin	1993-94
Bouchard, Joel	1994-95 to 1995-96
Millen, Corey	1995-96 to 1996-97
Dowd, Jim	1997-98
Malgunas, Stewart	1999-00
Kiprusoff, Miikka	2003-04 to 2012-13

35

Grimson, Stu	1988-89 to 1989-90
Reese, Jeff	1991-92 to 1993-94
Eisenhut, Neil	1994-95
Torgajev, Pavel	1995-96
Sundblad, Niklas	1995-96
Schulte, Paxton	1996-97

Trefilov, Andrei	1998-99
Whitmore, Kay	2001-02
Krahn, Brent	2003-04
Toskala, Vesa	2009-10
Karlsson, Henrik	2010-11 to 2011-12
MacDonald, Joey	2012-13 to 2013-14

36

Dadswell, Doug	1986-87 to 1987-88
Muzzatti, Jason	1992-93 to 1994-95
Esau, Len	1993-94
Sarault, Yves	1995-96
Racine, Yves	1996-97
Charron, Eric	1999-00
Petrovicky, Ronald	2000-01 to 2001-02
Mottau, Mike	2002-03
Keetley, Matt	2007-08 to 2009-10

37

Harkins, Todd	1991-92
Kidd, Trevor	1991-92 to 1996-97
Gagner, Tyrone	1997-98
Gratton, Benoit	1999-00
Varlamov, Sergei	1999-00
Drury, Chris	2002-03
McAmmond, Dean	2001-02 & 2003-04
Prust, Brandon	2006-07
Irving, Leland	2011-12 to 2012-13
Ortio, Joni	2013-14 to 2014-15

38

Simard, Martin	1990-91 to 1991-92
Lebeau, Patrick	1992-93
Cowan, Jeff	1999-00 to 2001-02
Dome, Robert	2002-03
Jaffray, Jason	2008-09
Street, Ben	2012-13 to 2013-14

39

Ahola, Peter	1993-94
Hlushko, Todd	1994-95
Ferguson, Craig	1995-96
Skalde, Jarrod	1995-96
Lakovic, Sasha	1996-97
Charron, Eric	1997-98 to 1998-99
Gilmour, Doug	1988-89 to 1991-92
Skrudland, Brian	1992-93
Keczmer, Dan	1993-94 to 1995-96
Gratton, Benoit	1999-00 to 2000-01
Christie, Ryan	2001-02
Germyn, Carson	2005-06 to 2006-07
Gallardi, T.J.	2013-14

40

Simpson, Todd	1995-96
Brathwaite, Fred	1998-99 to 2000-01
Nichol, Scott	2001-02 to 2002-03
Leopold, Jordan	2008-09
Tanguay, Alex	2006-07 to 2007-08, 2010-11 to 2012-13

41

May, Alan	1994-95
McTavish, Dale	1996-97

Boyd, Dustin	2006-07 to 2007-08
Ivanans, Raitis	2010-11 to 2011-12
Taylor, Danny	2012-13
Billins, Chad	2013-14

42

Makarov, Sergei	1989-90 to 1992-93
Larose, Guy	1993-94
Ward, Ed	1994-95 to 1998-99
DuPont, Micki	2001-02 to 2002-03
Sutter, Brett	2008-09 to 2010-11
Cundari, Mark	2012-13 to 2013-14

43

Brigley, Travis	1997-98
Kohn, Ladislav	2002-03
Piskula, Joe	2011-12
Breen, Chris	2013-14

44

Hoglund, Jonas	1996-97
Fata, Rico	1998-99
Niedermayer, Rob	2001-02 to 2002-03
Warrene, Rhett	2003-04 to 2008-09
Johnson, Aaron	2009-10
Meyer, Stefan	2010-11
Butler, Chris	2011-12 to 2013-14

45

Murray, Marty	1995-96
Lemieux, Jocelyn	1995-96
Jantunen, Marko	1996-97
Scoville, Darrel	1999-00
Lundmark, Jamie	2008-09 to 2009-10
Wolf, David	2014-15

46

Kohn, Ladislav	1995-96
St. Louis, Martin	1998-99
Morgan, Jason	2003-04
Giordano, Mark	2005-06 to 2006-07
Bancks, Carter	2012-13
Arnold, Bill	2013-14

47

Lapointe, Claude	1995-96
Giguere, J.S.	1998-99 to 1999-00
Ramholt, Tim	2007-08
Greentree, Kyle	2008-09
Baertschi, Sven	2011-12 to 2014-15

48

Nemisz, Greg	2010-11 to 2011-12
Van Brabant, Bryce	2013-14

49

Lombardi, Matthew	2003-04
Regehr, Richie	2005-06 to 2006-07
Ramage, John	2014-15

50

Torgaev, Pavel	1999-00
Sabourin, Dany	2002-03 to 2003-04

ALL-TIME SWEATER ROSTER CONTINUED

51	
Gagner, Dave	1996-97
Mrozik, Rick	2002-03
Horak, Roman	2011-12 to 2012-13
Agostino, Kenny	2013-14

53	
Morris, Derek	1997-98 to 2001-02
Gaudreau, Johnny	2013-14

54	
Jones, David	2013-14

55	
Ramage, Rob	1987-88 to 1988-89
Sabourin, Ken	1990-91
Osiecki, Mark	1991-92
Miller, Brad	1993-94
Thompson, Rocky	1997-98
Smith, Steve	1998-99 to 2000-01
Pardy, Adam	2008-09
O'Brien, Shane	2013-14

56	
Pelech, Matt	2008-09
Wotherspoon, Tyler	2013-14

57	
Begin, Steve	1997-98
Maki, Tomi	2006-07
Bouma, Lance	2010-11 to 2011-12
Poirier, Emile	2014-15

58	
Varlamov, Sergei	1997-98
Montador, Steve	2001-02
Moss, David	2006-07
Hanowski, Ben	2012-13 to 2013-14

59	
Van der Gulik, David	2008-09
Reinhart, Max	2012-13 to 2014-15

60	
Backlund, Mikael	2008-09 to 2009-10
Granlund, Markus	2013-14 to 2014-15

61	
Negrin, John	2008-09
Kulak, Brett	2014-15

62	
Fata, Rico	1998-99
Nazarov, Andrei	1998-99 to 1999-00
Chucko, Kris	2008-09

63	
Peters, Warren	2008-09
Bennett, Sam	2014-15

66	
Brodie, T.J.	2010-11

79	
Ferland, Micheal	2014-15

86	
Jooris, Josh	2014-15

92	
Nylander, Michael	1993-94 to 1997-98

93	
Cammalleri, Michael	2011-12



2015-16 NHL ON-ICE OFFICIALS

REFEREES

*Brenk, Jake	42
Charron, Francis	6
*Chmielewski, Tom	43
Dwyer, Gord	19
Furlatt, Eric	27
*Hanson, Trevor	47
Hasenfratz, Mike	2
Hebert, Ghislain	22
Hebert, Jean	15
Jackson, Dave	8
Joannette, Marc	25
Kimberly, Greg	18
Kowal, Tom	32
Kozari, Steve	40
L'Ecuyer, Frederick	17
LaRue, Dennis	14
Lee, Chris	28
Leggo, Mike	3
*Lemelin, Mark	41
*Lewis, Dave	46
Luxmore, Thomas John	21
Martell, Rob	26
McCauley, Wes	4
*McIsaac, Jon	45
Meier, Brad	34
Morton, Dean	36
*Nicholson, Kendrick	44
O'Halloran, Dan	13

O'Rourke, Dan	9
Peel, Tim	20
Pochmara, Brian	16
Pollock, Kevin	33
*Rank, Garrett	48
Rehman, Kyle	47
*Romasko, Evgeny	39
Rooney, Chris	5
Skilliter, Graham	24
St. Pierre, Justin	12
St-Laurent, Francois	38
Sutherland, Kelly	11
Walsh, Ian	29
Watson, Brad	23

LINESMAN

*Alphonso, Shandor	52
Amell, Derek	75
Barton, Steve	59
*Berg, Devin	87
Brisebois, David	96
Cameron, Lonnie	74
Cherrey, Scott	70
Cormier, Michel	76
Cvik, Mike	88
Devorski, Greg	54
Driscoll, Scott	68
Galloway, Ryan	82

*Gawryletz, Brandon	64
Gibbons, Ryan	58
Gibbs, Darren	66
*Grandt, John	98
Henderson, Don	91
Heyer, Shane	55
Kovachik, Brad	71
*Knorr, Trent	63
Lazarowich, Brad	86
Mach, Brian	78
MacPherson, Matt	83
McElman, Andy	90
Miller, Steve	89
Murchison, Kiel	79
Murphy, Brian	93
Murray, Jonny	95
Nansen, Derek	70
Nelson, Thor	80
Nowak, Tim	77
Pancich, Bryan	94
Racicot, Pierre	65
Rody, Vaughan	73
Sericolo, Anthony	84
Sharrers, Jay	57
Shewchuk, Mark	92
Wheler, Mark	56

* Minor League Official



2015-16 NHL CRITICAL DATES

SEPTEMBER 2015

- 2-4 NHL/NHLPA Rookie Orientation Program (Leesburg, Va.)
- 7-9 NHL/NHLPA Player Media Tour (Toronto, Ont.)
- 9 NHL PR Directors Meetings (Toronto, Ont.)
- 9-10 NHL Broadcast Meetings (Toronto, Ont.)
- 10 Rookie camps open
- 12-14 NHL Officials Training Camp (Buffalo, N.Y.)
- 17 Training camps open
- 20 Preseason schedule begins
- 21 NHL Alumni Awards Gala Dinner – Honorees: Mark Messier, Gery Sillers and Pete Tucker (Toronto, Ont.)
- 21 2015 Kraft Hockeyville™ Canada: San Jose Sharks vs. Vancouver Canucks (North Saanich, B.C.)
- 24 CCM/USA Hockey All-American Prospects Game (First Niagara Center, Buffalo, N.Y.)
- 29 2015 Kraft Hockeyville™ USA: Tampa Bay Lightning vs. Pittsburgh Penguins (Johnstown, Pa.)
- 29 NHL Board of Governors Meeting (New York, N.Y.)

OCTOBER 2015

- 6 Opening day playing rosters set (5:00 p.m. ET)
- 7 Opening night: 2015-16 NHL Regular Season begins
- 7 2015 Molson Canadian NHL Face-Off™
- 7 Blackhawks raise Stanley Cup banner: New York Rangers at Chicago Blackhawks
- 9 New York Islanders play first NHL game at Barclays Center vs. Chicago Blackhawks (Brooklyn, N.Y.)
- 19 – Nov. 13 Hockey Fights Cancer Awareness campaign

NOVEMBER 2015

- 6 Hockey Hall of Fame Game: Detroit Red Wings at Toronto Maple Leafs (Air Canada Centre, Toronto, Ont.)
- 9 Hockey Hall of Fame induction ceremony (Toronto, Ont.)
Inductees: Sergei Fedorov, Phil Housley, Nicklas Lidstrom, Chris Pronger, Angela Ruggiero (Player category); Bill Hay, Peter Karmanos Jr. (Builder category); Media honorees: Bob McKenzie, Nick Nickson.
- 10 NHL General Managers' Meeting (Toronto, Ont.)
- 26 NHL Founders Day (1917)
- 27 2015 Discover NHL Thanksgiving Showdown™: New York Rangers at Boston Bruins (1:00 p.m. ET)

DECEMBER 2015

- 1 Signing deadline for Group 2 free agents (5:00 p.m. ET)
- 7-8 NHL Board of Governors Meeting (Pebble Beach, Calif.)
- 17 U.S. Hockey Hall of Fame induction (Inductees: Ron DeGregorio, Chris Drury, Angela Ruggiero, Mathieu Schneider) & Celebration of Lester Patrick (Recipients: Bob Crocker, Jeremy Jacobs) (Boston, Mass.).
- 19-27 Holiday roster freeze in effect: For all players on an NHL active roster, injured reserve, or with non-roster and injured non-roster status as of midnight (local time) Dec. 19, a roster freeze shall apply through midnight (local time) Dec. 27, with respect to waivers, trades and loans, subject to the exceptions provided for in CBA Article 16.5 (d).
- 23-25 Holiday break (no scheduled practices – dressing rooms closed)
- 26 IIHF World Junior Championship (Helsinki, Finland), Runs until January 5, 2016.

JANUARY 2016

- 1 2016 Bridgestone NHL Winter Classic®: Montreal Canadiens vs. Boston Bruins (Gillette Stadium, Foxborough, Mass.)
- 12 USHL/NHL Top Prospects Game (Omaha, Nebr.)

JANUARY 2016 CONTINUED

- Week of 18th
- NHL Central Scouting Mid-Season Rankings release
- 28 CHL/NHL Top Prospects Game (Pacific Coliseum, Vancouver, B.C.)
- 28 NHL All-Star Break (no games played). Runs until Feb. 1, 2016.
- 28-31 No scheduled practices – dressing rooms closed
- 30 NHL All-Star Skills Competition™ (Bridgestone Arena, Nashville, Tenn.)
- 31 2016 NHL All-Star Game (Bridgestone Arena, Nashville, Tenn.)
- 31 AHL All-Star Classic (Syracuse, N.Y.). Runs until Feb. 1, 2016.

FEBRUARY 2016

- 1 Hockey is for Everyone Month begins
- 2 NHL Regular Season resumes
- 5-6 ECHL Hockey Heritage Weekend (host: Kalamazoo, Mich.)
- 6 16th Annual Scotiabank Hockey Day in Canada (host: Kamloops, B.C.)
- 21 2016 Coors Light NHL Stadium Series™: Chicago Blackhawks vs. Minnesota Wild (TCF Bank Stadium, Minneapolis, Min.)
- 19-21 9th Annual Hockey Weekend Across America presented by CCM (USA Hockey)
- 27 2016 Coors Light NHL Stadium Series™: Detroit Red Wings vs. Colorado Avalanche (Coors Field, Denver, Colo.)
- 29 Trade deadline (3:00 p.m. ET)

MARCH 2016

- 1 Deadline for each national association to announce at least 16 members of its 2016 World Cup of Hockey roster
- 14-16 NHL General Managers' Meeting (Boca Raton, Fla.)

APRIL 2016

- 7-9 NCAA Frozen Four (Amalie Arena, Tampa Bay, Fla.)
- 9 Last day of regular season (all teams in action)
- Week of 11th
- NHL Central Scouting Final Rankings release
- 13 Stanley Cup Playoffs begin
- 14-24 IIHF Under-18 World Championship (Grand Forks, N.D.)
- 29 IIHF World Championship (Moscow and St. Petersburg, Russia) Runs until May 15, 2016.
- TBA NHL Draft Lottery

MAY 2016

- 19-29 CHL Memorial Cup (Red Deer, Alta.)
- 29 NHL Scouting Combine (Buffalo, N.Y.). Runs until June 4, 2016.

JUNE 2016

- 1 Deadline for each national association to announce balance of its team's roster (20 skaters and three goalies total) for 2016 World Cup of Hockey
- 18 Last possible day for 2016 Stanley Cup Final
- TBA Deadline for first club-elected salary arbitration (later of June 15 or 48 hours after the conclusion of the Stanley Cup Final, 5:00 p.m. ET)
- TBA NHL Awards
- 24-25 NHL Draft (First Niagara Center, Buffalo, N.Y.)

JULY 2016

- 1 Free agency begins (12:00 p.m. ET)
- 5 Deadline for player-elected salary arbitration notification (5:00 p.m. ET)
- 6 Deadline for club-elected salary arbitration notification (5:00 p.m. ET)
- 20 Salary arbitration hearings held. Runs until Aug. 4, 2016.

AUGUST 2016

- 6 Deadline for salary arbitration decisions to be rendered



2015-16 STOCKTON HEAT CLUB DIRECTORY

HOCKEY CLUB PERSONNEL

Governor (AHL), President – Calgary Flames	Ken M. King
President, Hockey Operations – Calgary Flames, Alternate Governor. . .	Brian P. Burke
General Manager – Calgary Flames	Brad Treliving
Assistant General Manager – Calgary Flames	Craig Conroy
Assistant General Manager – Calgary Flames	Brad Pascall
Head Coach	Ryan Huska
Assistant Coach	Todd Gill
Assistant Coach	Domenic Pittis
Goaltending Coach	Scott Gouthro
Strength & Conditioning Coach	Mike Thompson
Head Equipment Manager	Peter Bureaux
Assistant Equipment Manager	Luke Eichas
Head Athletic Trainer	Marc Paquet
Video Analyst & Team Services Manager	Adam Berger

HEAT STAFF

Operating Entity	Calgary Flames AHL Inc.
Chief Financial Officer.	Bill Davidson
Team President.	Dave Piecuch
Vice President, Ticket Sales	Jason Camp
Vice President, Corporate Sponsorships	Debra Bachle
Director, Finance & Administration	Tess Jaurigue
Director, Broadcast & Media Relations	Brandon Kisker
Director, Corporate Sponsorships	Clint Eastman
Director, Game Operations	Jenelle Herbert
Manager, Community Relations	Katie Billiet
Manager, Group Sales.	Rachel Saiger
Ticket Operatons & Marketing Manager	Jessica Schaffer
Merchandise Manager	Rob Cvetan
Account Executive	Chris Avila
Account Executive	Mark Hicks
Account Executive	Christian Clark
Outside Ticket Sales	Kirk Goodman

INFORMATION

National Hockey League Affiliate.	Calgary Flames
Website	stocktonheat.com
Arena	Stockton Arena
Arena Capacity	9,737
Dimensions.	200' x 85'



2015-16 REGULAR SEASON SCHEDULE

OCTOBER 2015

SUN	MON	TUE	WED	THU	FRI	SAT
				1	2	3
4	5	6	7	8	9	10 RFD 7:30
11	12	13	14	15 SJ 7:00	16	17
18	19	20	21 TEX 5:30	22	23	24 SA 5:00
25	26	27	28	29	30 SD 7:05	31 SD 5:35

NOVEMBER 2015

SUN	MON	TUE	WED	THU	FRI	SAT
1	2	3	4	5	6 BAK 7:30	7 ONT 7:30
8	9	10	11	12	13 SA 5:30	14 TEX 5:00
15	16	17	18 SD 7:00	19	20	21 SJ 7:30
22	23	24	25 ONT 7:00	26	27 BAK 7:30	28 BAK 7:00
29	30					

DECEMBER 2015

SUN	MON	TUE	WED	THU	FRI	SAT
		1	2	3	4 SJ 7:30	5 SD 7:30
6	7	8	9	10 SA 5:00	11	12 TEX 5:00
13	14	15	16 BAK 7:00	17	18 BAK* 7:30	19
20 SJ 3:00	21	22	23	24	25	26 BAK 7:00
27 SJ 5:00	28	29 ONT 7:00	30	31 ONT 7:00		

JANUARY 2016

SUN	MON	TUE	WED	THU	FRI	SAT
					1	2 TEX 4:00
3 BAK 4:00	4	5	6 SJ 7:30	7	8 ONT 7:00	9
10	11	12	13 SA 7:00	14	15	16 RFD 5:00
17 IA 3:00	18	19	20	21	22 MB 7:30	23 MB 7:30
24	25 31	26	27 ONT 7:00	28	29	30 BAK 7:30

FEBRUARY 2016

SUN	MON	TUE	WED	THU	FRI	SAT
	1	2	3	4	5 SD 7:05	6 BAK 7:00
7	8	9 BAK 7:00	10	11	12	13 ONT 7:30
14 SA 4:00	15	16	17 ONT 7:00	18	19	20 SJ 7:30
21 SJ 4:00	22	23	24 SD 7:00	25	26	27
28 SA 4:00	29					

MARCH 2016

SUN	MON	TUE	WED	THU	FRI	SAT
		1 SJ 7:30	2	3	4 SD 7:05	5 SD 7:05
6	7	8	9 SJ 7:00	10	11 TEX 7:30	12 TEX 7:30
13	14	15	16	17	18 IA 7:30	19 BAK 7:00
20	21 MB 5:00	22	23 MB 5:00	24	25 ONT 7:00	26 ONT 6:00
27	28	29	30 SD 7:00	31		

APRIL 2016

SUN	MON	TUE	WED	THU	FRI	SAT
					1 ONT 7:30	2
3 SD 3:05	4	5	6 ONT 7:00	7	8	9 SD 7:30
10 SD 4:00	11	12 BAK 7:00	13	14	15	16 SJ 7:30
17 SJ 3:00	18	19	20	21	22	23
24	25	26	27	28	29	30

BAK - BAKERSFIELD CONDORS SA - SAN ANTONIO RAMPAGE
 IA - IOWA WILD SD - SAN DIEGO GULLS
 MB - MANITOBA MOOSE SJ - SAN JOSE BARRACUDA
 ONT - ONTARIO REIGN TEX - TEXAS STARS
 RFD - ROCKFORD ICE HOGS

* DEC.18 GAME VS BAKERSFIELD CONDORS TO BE PLAYED OUTDOORS AT RALEY FIELD IN WEST SACRAMENTO, CA.

HOME **AWAY**

ALL GAME TIMES ARE PACIFIC.
 DATES AND TIMES ARE SUBJECT TO CHANGE.



2014-15 AHL FINAL REGULAR SEASON STANDINGS

EASTERN CONFERENCE

ATLANTIC DIVISION	GP	W	L	OTL	SOL	PTS	GF	GA
1 y Manchester	76	50	17	6	3	109	241	176
2 x Providence	76	41	26	7	2	91	209	185
3 x Worcester	76	41	29	4	2	88	224	198
4 x Portland	76	39	28	7	2	87	203	190
5 St. John's	76	32	33	9	2	75	183	235

NORTHEAST DIVISION	GP	W	L	OTL	SOL	PTS	GF	GA
1 y Hartford	76	43	24	5	4	95	221	214
2 x Syracuse	76	41	25	10	0	92	218	219
3 Springfield	76	38	28	8	2	86	192	209
4 Albany	76	37	28	5	6	85	199	201
5 Bridgeport	76	28	40	7	1	64	213	2468

EAST DIVISION	GP	W	L	OTL	SOL	PTS	GF	GA
1 y Hershey	76	46	22	5	3	100	218	181
2 x Wilkes-Barre/Scranton	76	45	24	3	4	97	212	163
3 Binghamton	76	34	34	7	1	76	242	258
4 Lehigh Valley	76	33	35	7	1	74	194	237
5 Norfolk	76	27	39	6	4	64	168	219

WESTERN CONFERENCE

NORTH DIVISION	GP	W	L	OTL	SOL	PTS	GF	GA
1 y Utica	76	47	20	7	2	103	219	182
2 x Toronto	76	40	27	9	0	89	207	203
3 Hamilton	76	34	29	12	1	81	201	208
4 Adirondack	76	35	33	6	2	78	233	240
5 Rochester	76	29	41	5	1	64	209	251

MIDWEST DIVISION	GP	W	L	OTL	SOL	PTS	GF	GA
1 y Grand Rapids	76	46	22	6	2	100	249	185
2 x Rockford	76	46	23	5	2	99	222	180
3 x Chicago	76	40	29	6	1	87	210	198
4 Lake Erie	76	35	29	8	4	82	211	240
5 Milwaukee	76	33	28	8	7	81	206	218

WEST DIVISION	GP	W	L	OTL	SOL	PTS	GF	GA
1 y San Antonio	76	45	23	7	1	98	248	222
2 x Texas	76	40	22	13	1	94	242	216
3 x Oklahoma City	76	41	27	5	3	90	224	212
4 Charlotte	76	31	38	6	1	69	172	231
5 Iowa	76	23	49	2	2	50	172	245

x = Teams who clinched a playoff spot

y = Teams who clinched the division title



2014-15 AHL REGULAR SEASON STATISTICS

#	PLAYER	POS	GP	G	A	PTS	+/-	PIM	PPG	SHG
15*	Ken Agostino	LW	67	15	28	43	1	52	2	3
21*	Emile Poirier	RW	55	19	23	42	7	50	6	0
25	Max Reinhart	C	69	15	24	39	-11	38	2	1
45*	David Wolf	LW	59	20	18	38	8	168	4	0
46*	Bill Arnold	C	61	15	23	38	2	30	5	0
23	Drew Shore	C	47	12	25	37	0	24	4	0
9*	Garnet Hathaway	RW	72	19	17	36	-8	77	6	2
13	Turner Elson	C	59	17	13	30	5	52	2	1
14	Mark Cundari	D	50	7	22	29	-5	64	3	0
28	Ben Hanowski	RW	56	16	9	25	3	21	5	0
27	Sven Baertschi (X)	LW	36	8	17	25	0	6	1	0
5	Tyler Wotherspoon	D	61	2	22	24	-1	20	1	0
4	Sena Acolatse	D	38	6	13	19	0	68	4	0
16	Mathieu Tousignant	C	70	5	14	19	-9	136	1	1
3*	Ryan Culkin	D	37	1	17	18	7	18	1	0
26	Markus Granlund	C	21	9	8	17	-2	14	3	1
48*	Bryce Van Brabant	LW	52	8	7	15	-8	54	1	0
19	Michael Ferland	LW	32	7	8	15	2	30	1	0
7	John Ramage	D	57	3	12	15	-3	81	1	0
34	Taylor Vause	C	41	6	8	14	-8	4	0	1
2*	Brett Kulak	D	26	4	9	13	-2	27	2	0
11	Corban Knight (X)	C	22	8	4	12	-1	12	1	1
38	Nolan Yonkman	D	65	2	10	12	-8	52	0	0
6*	Dustin Stevenson	D	45	3	8	11	5	94	1	0
10	Devin Setoguchi	RW	19	3	7	10	-7	4	0	0
44	Corey Potter	D	25	0	10	10	10	18	0	0
8*	Kenney Morrison	D	10	2	4	6	0	4	1	0
22	Brian McGrattan	RW	16	1	5	6	7	25	0	0
36	Brodie Reid (X)	RW	11	3	2	5	-2	2	2	0
20*	Brant Harris	RW	15	2	3	5	0	0	0	0
32*	Patrick Sieloff	D	48	2	3	5	-9	78	0	0
36	Cam Reid	C	14	1	2	3	-2	18	0	0
24	Trevor Gillies	LW	20	1	0	1	-5	45	0	0
23*	Brett Cameron	RW	5	0	1	1	0	6	0	0
12	Nathan Moon	C	6	0	1	1	-2	0	0	0
44*	Taylor Stefishen	RW	10	0	1	1	-1	0	0	0

X - indicates players not on active roster * - indicates rookie



2014-15 AHL REGULAR SEASON STATISTICS

#	PLAYER	POS	GP	G	A	PTS	+/-	PIM	PPG	SHG
39	Brad Thiessen	G	34	0	1	1	0	0	0	0
31*	Jacob Deserres	G	1	0	0	0	0	0	0	0
40*	Nick Huard	C	1	0	0	0	0	0	0	0
49	Tyler Spurgeon	C	1	0	0	0	0	0	0	0
33*	Lucas Bloodoff	LW	2	0	0	0	0	2	0	0
17	Josh Jooris	RW	2	0	0	0	0	0	0	0
12*	Christophe Lalonde	LW	2	0	0	0	-1	0	0	0
18*	Oleg Yevenko	D	4	0	0	0	-2	14	0	0
35*	Doug Carr	G	13	0	0	0	0	0	0	0
31	Joni Ortio	G	37	0	0	0	0	0	0	0

2014-15 AHL REGULAR SEASON GOALIE STATISTICS

#	GOALIE	GP	MINS	GA	SO	AVG	W	L	SOL	SVS	SV%
31	Joni Ortio	37	2095:15	94	4	2.69	21	13	1	980	0.912
39	Brad Thiessen	34	1907:44	99	2	3.11	10	16	7	911	0.902
35*	Doug Carr	13	526:56	29	0	3.3	4	3	0	260	0.9
31*	Jacob Deserres	1	38:48	3	0	4.64	0	1	0	13	0.812
-	Empty Net	-	35:47	13	-	-	-	-	-	-	13

X - indicates players not on active roster * - indicates rookie



2015-16 ADIRONDACK THUNDER CLUB DIRECTORY

HOCKEY CLUB PERSONNEL

President – Calgary Flames	Ken M. King
President, Hockey Operations – Calgary Flames, Alternate Governor. . .	Brian P. Burke
General Manager – Calgary Flames	Brad Treiving
Assistant General Manager – Calgary Flames.	Craig Conroy
Assistant General Manager – Calgary Flames.	Brad Pascall
Head Coach	Cail MacLean
Assistant Coach	Alex Loh
Equipment Manager	Brian Sersch
Athletic Therapist	Howard Theberge

THUNDER STAFF

Team President	Brian Petrovek
Director, Communications & Community Relations	Zach Dooley
Director, Ticket Sales & Services.	Sean Driscoll
Assistant Director, Corporate Sales & Broadcasting.	Cameron Close
Director, Game Operations	Bryan Florkiewicz
Manager, Operations & Administration	Josh Lyons
Account Executive & Digital Media Manager.	Connor Delaney
Account Executive	Matt Latorre
Account Executive	Matt Podkulski
Account Executive	James Brown
Account Executive	Bobby Cavelli

INFORMATION

National Hockey League Affiliate.	Calgary Flames
Website	echlthunder.com
Arena	Glens Falls Civic Center
Arena Capacity	4,776
Dimensions.	200' x 85'



HOME

AWAY

ALL GAME TIMES ARE LISTED IN EASTERN. DATES AND TIMES ARE SUBJECT TO CHANGE.

2015-16 REGULAR SEASON SCHEDULE

OCTOBER 2015

SUN	MON	TUE	WED	THU	FRI	SAT
				1	2	3
4	5	6	7	8	9	10
11	12	13	14	15	16 ELM 7:05	17
18	19	20	21	22	23 BRM 7:15	24 MAN 7:00
25 MAN 3:00	26	27	28 ORL 7:00	29	30 WHL 7:35	31

DECEMBER 2015

SUN	MON	TUE	WED	THU	FRI	SAT
		1	2	3 BRM 7:15	4 BRM 7:00	5
6	7	8	9	10	11 NOR 7:00	12 MAN 7:50:00
13 MAN 3:00	14	15	16 ELM 7:00	17	18 NOR 7:30	19 NOR 7:15
20	21	22	23	24	25	26 MAN 7:00
27 MAN 3:00	28	29 GRN 7:00	30	31 REA 5:30		

FEBRUARY 2016

SUN	MON	TUE	WED	THU	FRI	SAT
	1	2	3	4	5 NOR 7:00	6 NOR 7:00
7	8	9 ELM 7:00	10	11	12 WHL 7:00	13 REA 7:00
14 REA 4:00	15	16 WHL 7:00	17	18	19 ELM 7:05	20 ELM 7:05
21 BRM 2:00	22	23	24 MAN 7:00	25	26	27 REA 7:00
28 REA 4:00	29					

APRIL 2016

SUN	MON	TUE	WED	THU	FRI	SAT
					1 NOR 7:00	2 BRM 7:00
3 BRM 3:00	4	5 ELM 7:00	6	7	8 MAN 7:00	9 MAN 7:00
10	11	12	13	14	15	16
17	18	19	20	21	22	23
24	25	26	27	28	29	30

NOVEMBER 2015

SUN	MON	TUE	WED	THU	FRI	SAT
1	2	3	4 KAL 10:35 AM	5	6 CIN 7:35	7 TOL 7:15
8	9	10	11	12	13 ATL 7:35	14 GRN 7:00
15	16	17	18 NOR 10:00 AM	19	20	21
22	23	24	25 ELM 7:00	26	27	28 ELM 7:35
29 GRN 3:00	30					

JANUARY 2016

SUN	MON	TUE	WED	THU	FRI	SAT
					1	2 REA 7:00
3 REA 4:00	4	5	6 MAN 7:00	7	8 SC 7:00	9 SC 7:00
10	11	12 NOR 7:00	13	14	15	16 REA 7:00
17 ELM 4:05	18 REA 1:00	19	20	21	22 MAN 7:00	23 MAN 7:00
24 MAN 3:00	25 31	26	27	28	29 REA 7:00	30 REA 7:00

MARCH 2016

SUN	MON	TUE	WED	THU	FRI	SAT
	1	2	3 NOR 7:15	4 NOR 7:30	5 SC 7:05	
6	7	8 MAN 7:00	9	10 ELM 7:00	11 ELM 7:00	12
13 REA 7:05*	14	15	16	17 ORL TBD	18	19 ORL TBD
20 ORL TBD	21	22 KAL 7:00	23	24	25	26 MAN 7:00
27	28	29	30	31		

* MAR.13 GAME VS READING ROYALS TO BE PLAYED AT HERB BROOKS ARENA IN LAKE PLACID, NY.

- ATL - ATLANTA GLADIATORS
- BRM - BRAMPTON BEAST
- CIN - CINCINNATI CYCLONES
- ELM - ELMIRA JACKALS
- GRN - GREENVILLE SWAMP RABBITS
- KAL - KALAMAZOO WINGS
- MAN - MANCHESTER MONARCHS
- NOR - NORFOLK ADMIRALS
- ORL - ORLANDO SOLAR BEARS
- REA - READING ROYALS
- SC - SOUTH CAROLINA STINGRAYS
- TOL - TOLEDO WALLEYE
- WHL - WHEELING NAILERS



2015-16 REGULAR SEASON SCHEDULE

SEPTEMBER 2015

SUN	MON	TUE	WED	THU	FRI	SAT
		1	2	3	4	5
6	7	8	9	10	11	12
13	14	15	16	17	18	19
20	21	22	23	24	25 KTN 7:00	26 KTN 7:00
27	28	29	30			

OCTOBER 2015

SUN	MON	TUE	WED	THU	FRI	SAT
				1	2 BDN 6:30	3 MJ 7:00
4 REG 4:00	5	6	7	8	9 RD 7:00	10 RD 7:00
11	12	13	14	15 MJ 7:00	16	17 MH 7:30
18 REG 4:00	19	20 PG 8:00	21 PG 8:00	22	23 KAM 8:00	24 KEL 8:05
25	26	27	28	29 SPO 7:00	30	31

NOVEMBER 2015

SUN	MON	TUE	WED	THU	FRI	SAT
1 SEA 4:00	2	3 SAS 6:05	4 PA 6:00	5	6 EDM 7:00	7 EDM 7:00
8	9	10	11	12	13 KTN 7:00	14 TC 7:00
15	16	17	18 PG 7:00	19	20	21 EVT 7:00
22 SAS 4:00	23	24 PA 6:00	25 SAS 6:05	26	27 REG 7:00	28
29	30					

DECEMBER 2015

SUN	MON	TUE	WED	THU	FRI	SAT
		1	2 LET 7:00	3 PA 7:00	4	5
6 SC 4:00	7	8 BDN 6:00	9 REG 6:00	10	11 MJ 6:00	12
13 RD 5:00	14	15	16	17	18 MH 7:30	19 MH 7:00
20	21	22	23	24	25	26
27 KTN 4:00	28 KTN 7:00	29	30 LET 7:00	31		

JANUARY 2016

SUN	MON	TUE	WED	THU	FRI	SAT
					1	2 LET 7:00
3 BDN 4:00	4	5	6	7	8 VAN 7:00	9 EDM 7:00
10	11	12	13	14	15 SC 6:00	16 EDM 6:00
17	18	19	20	21	22 MJ 7:00	23 SC 7:00
24 BDN 4:00 31	25	26	27	28	29 PA 7:00	30

FEBRUARY 2016

SUN	MON	TUE	WED	THU	FRI	SAT
	1	2	3 VIC 8:05	4	5 VAN 8:30	6 KEL 8:05
7	8 KAM 3:00	9	10	11	12 RD 7:00	13
14 LET 4:00	15	16	17 LET 7:00	18	19 MH 7:30	20 LET 7:00
21 MH 4:00	22	23 POR 7:00	24	25	26 VIC 7:00	27 SC 6:00
28	29					

MARCH 2016

SUN	MON	TUE	WED	THU	FRI	SAT
		1	2	3	4 RD 7:00	5
6 RD 4:00	7	8 SAS 7:00	9	10	11 EDM 7:00	12 EDM 7:00
13 MH 4:00	14	15 RD 7:00	16	17	18 KTN 7:00	19
20 KTN 1:00	21	22	23	24	25	26
27	28	29	30	31		



Hitmen games broadcast live on Sportsnet 960 The FAN (960 AM) radio. During Flames games the Hitmen broadcasts are available on sportsnet.ca/960

HOME **AWAY**

All game times are MT.
Game times are subject to change.




2016 CALGARY ROUGHNECKS



P.O. Box 1540 Station M, Calgary, AB, Canada T2P 3B9
email: info@calgaryroughnecks.com **website:** calgaryroughnecks.com
phone: 403-777-2177 | **fax:** 403-777-2171



MIKE BOARD
 GM, Alternate Governor
 & Director of Business
 Operations



CURT MALAWSKY
 Head Coach &
 Assistant GM



BOB McMAHON
 Assistant Coach



BRUCE CODD
 Assistant Coach

DIRECTORY

President & CEO	Ken King
Governor & COO	John Bean
GM, Alternate Governor & Director of Business Operations	Mike Board
Assistant Manager of Business Operations	Allana Minchau
Assistant Manager of Communications	Joanna French
Head Coach & Assistant GM	Curt Malawsky
Assistant Coach	Bob McMahon
Assistant Coach	Bruce Codd
Equipment Manager	Chris Norton
Physiotherapist	Neil Hergott
Athletic Therapist	Kylie Gadsby

INFORMATION

Game Day Ticket Sales	Phone 1-855-985-0000
Group Sales/Flex Packs	Phone 403-777-4646
Home Arena	Scotiabank Saddledome
Seating Capacity	19,289
Floor Dimensions	200' x 85'
Colours	Red, White and Black
Team Uniforms	(Home) - White with Black trim (Away) - Red with Black trim
Conference	West

PRESS GUIDE

Location of Press Box	East and West Side
Press Entry	From Lot D, Southeast Entrance
Radio Station	Sportsnet 960 The FAN
Local Newspaper	Calgary Herald, Calgary Sun, Metro Calgary

2016 REGULAR SEASON SCHEDULE

Sat., Jan. 2, 7:00 p.m.	Saskatchewan Rush vs. Calgary Roughnecks
Sat., Jan. 9, 5:30 p.m.	Calgary Roughnecks at Buffalo Bandits
Fri., Jan. 15, 5:00 p.m.	Calgary Roughnecks at New England Black Wolves
Sat., Jan. 30, 7:00 p.m.	Vancouver Stealth vs. Calgary Roughnecks
Fri., Feb. 5, 6:30 p.m.	Calgary Roughnecks at Saskatchewan Rush
Sat., Feb. 6, 7:00 p.m.	Georgia Swarm vs. Calgary Roughnecks
Sat., Feb. 13, 7:00 p.m.	Colorado Mammoth vs. Calgary Roughnecks
Sat., Feb. 20, 8:00 p.m.	Calgary Roughnecks at Vancouver Stealth
Sun., Feb. 28, 2:00 p.m.	Saskatchewan Rush vs. Calgary Roughnecks
Sat., Mar. 5, 7:00 p.m.	Rochester Knighthawks vs. Calgary Roughnecks
Fri., Mar. 11, 6:00 p.m.	Calgary Roughnecks at Toronto Rock
Sat., Mar. 19, 7:00 p.m.	Colorado Mammoth vs. Calgary Roughnecks
Fri., Mar. 25, 5:35 p.m.	Calgary Roughnecks at Georgia Swarm
Sat., Mar. 26, 7:00 p.m.	Calgary Roughnecks at Colorado Mammoth
Sat., Apr. 2, 7:30 p.m.	Calgary Roughnecks at Saskatchewan Rush
Sat., Apr. 9, 7:00 p.m.	Vancouver Stealth vs. Calgary Roughnecks
Sat., Apr. 16, 8:00 p.m.	Calgary Roughnecks at Vancouver Stealth
Sat., Apr. 30, 7:00 p.m.	Toronto Rock vs. Calgary Roughnecks



All games listed in Mountain Standard time and are subject to change.
 Visit calgaryroughnecks.com for the most up-to-date information.



2016 SEASON TICKETS

STUDENT ONLY **\$230** ENTIRE BUILDING

CHILD ONLY **\$180** ENTIRE BUILDING

ADULT FROM **\$268**

Reserved seats for nine weekend games (Jan. - May)

Flexible Ticket Exchange Program—No ticket wasted!

All prices include SPPFF and GST



**Come for the Party
Stay for the Game**

CALGARYROUGHNECKS.COM



2015 CALGARY STAMPEDERS

McMahon Stadium, 1817 Crowchild Trail NW, Calgary, AB, Canada T2M 4R6
email: stampeders@stampeders.com **website:** stampeders.com
phone: 403-289-0205 | **fax:** 403-282-6741



GORDON NORRIE
 President,
 Alternate Governor
 & Executive
 Committee Member



JOHN HUFNAGEL
 General Manager, Head
 Coach & Executive
 Committee Member



STAN SCHWARTZ
 Executive Vice-President
 & Consultant to the
 Executive Committee

EXECUTIVES

Chairman and CFL Governor	Ken King
Executive Committee Member and CFL Alternate Governor	Doug Mitchell
Executive Committee Member	David Sapunjis
Executive Committee Member	Alvin Libin
Executive Committee Member	John Bean
President, Executive Committee Member and Alternate Governor	Gordon Norrie
General Manager, Head Coach and Executive Committee Member	John Hufnagel
Executive Vice-President and Consultant to the Executive Committee	Stan Schwartz

FOOTBALL OPERATIONS

Head Coach / General Manager	John Hufnagel
Offensive Coordinator / Assistant Head Coach	Dave Dickenson
Defensive Coordinator	Rich Stubler
Special Teams Coordinator	Mark Kilam
Receivers Coach	Pete Costanza
Linebackers Coach / Strength and Conditioning Coach	Brent Monson
Offensive Line Coach	Pat DelMonaco
Defensive Backs Coach	Kahlil Carter
Defensive Line Coach	DeVone Claybrooks
Running Backs Coach	Marc Mueller
Assistant General Manager, Director of Player Personnel	John Murphy
Assistant General Manager, Director of Football Operations	Michael Petrie
Canadian Scout / Assistant Director of Football Operations	Brendan Mahoney
Football Administration / Communications Assistant	Geoff Crane
Football Operations / Scouting Assistant	Kyle Carson
Chaplain	Rodd Sawatzky
Head Athletic Therapist	Josh Termeer
Equipment Manager	George Hopkins
Director, Video Operations / Coordinator, IT	Ross Folan
Director, Communications	Jean Lefebvre

INFORMATION

Game Day Ticket Sales	403-289-0258
Group Tickets	groupsales@stampeders.com
Home Stadium	McMahon Stadium
Seating Capacity	35,400
Team Uniforms	(Home) - Red with White and Black Trim
.....	(Away) - White with Red and Black Trim
Division	West

PRESS GUIDE

Location of Press Box	West
Side Press Entry	South Lot
Radio Station	News Talk 770
Local Newspaper	Calgary Sun



CALGARY FLAMES SEATING BOWL AND TICKET OPTIONS



SECTION

DOOR PRICES

CLUB**	CHRYSLER CLUB 115-122, Rows 1-13.....	\$249.30
GOLD**	201-202, Row 1 / 208-228, Row 1	\$259.57
REST.	Saddleroom Grill	\$141.92
SILVER	201-202, Row 2 / 207-228, Row 2	\$183.01
RED 1	107-111 / 200 Level Rows 3-4 / 204-206, Row 9.....	\$160.60
RED 2	209-215, Rows 5-10 / 223-228, Rows 5-10 / 201, Rows 5-10 / 204-206, Row 10 only	\$136.32
WHITE	201 Rows 11-16/209-215, Rows 11-16/223-228, Rows 11-16/202-203, Rows 5-10/207-208, Rows 5-10/216-222, Rows 5-10.....	\$109.25
BLUE	201/209-215/223-228, Rows 17+.....	\$103.64
ORANGE	202-208, Rows 11-16 / 216-222, Rows 11-16.....	\$71.89
GREEN	202-208, Rows 17+ / 216-222, Rows 17+.....	\$56.96
BLACK 1	PL 1-18, Row 1.....	\$40.15
BLACK 2-3	PL1-18, Rows 2-3	\$35.48
PLE/PLW	Press Level East/Press Level West	\$33.62
WC	WC	\$84.97
WC1	WC1	\$94.30
WC2	WC2	\$61.63

Call 403-777-4646

calgaryflames.com

* Premium pricing may apply ** Club membership required
PRICES DO NOT INCLUDE GST OR SPFF



HOME
AWAY

ALL GAME TIMES ARE LISTED IN MT. DATES AND TIMES ARE SUBJECT TO CHANGE.

OCTOBER 2015

SUN	MON	TUE	WED	THU	FRI	SAT
				1	2	3
4	5	6	7 VAN 8:00	8	9	10 VAN 8:00
11	12	13 STL 7:00	14	15	16 WPG 6:00	17 EDM 8:00
18	19	20 WSH 7:00	21	22	23 DET 7:00	24
25 NYR 5:00	26 NYI 5:00	27	28 OTT 5:30	29	30 MTL 7:00	31 EDM 8:00

DECEMBER 2015

SUN	MON	TUE	WED	THU	FRI	SAT
		1 DAL 7:00	2	3	4 BOS 7:00	5
6	7	8 SJS 7:00	9	10 BUF 7:00	11	12 NYR 8:00
13	14	15 NSH 6:00	16	17 DAL 6:30	18	19 STL 1:00
20 DET 5:00	21	22 WPG 7:00	23	24	25	26
27 EDM 7:00	28	29 ANA 7:00	30	31 LAK 7:00		

FEBRUARY 2016

SUN	MON	TUE	WED	THU	FRI	SAT
	1	2	3 CAR 7:30	4	5 CBJ 7:00	6 VAN 8:00
7	8	9 TOR 7:00	10	11 SJS 8:30	12 ARI 7:00	13
14	15 ANA 2:00	16	17 MIN 8:00	18	19 VAN 7:00	20
21 ANA 5:00	22	23 LAK 8:30	24	25 NYI 7:00	26	27 OTT 8:00
28	29 PHI 5:00					

APRIL 2016

SUN	MON	TUE	WED	THU	FRI	SAT
					1	2 EDM 8:00
3	4	5 LAK 7:00	6	7 VAN 7:00	8	9 MIN 5:00
10	11	12	13	14	15	16
17	18	19	20	21	22	23
24	25	26	27	28	29	30

NOVEMBER 2015

SUN	MON	TUE	WED	THU	FRI	SAT
1	2	3 COL 7:00	4	5 PHI 7:00	6	7 PIT 8:00
8	9	10 FLA 5:30	11	12 TBL 5:30	13 WSH 5:00	14
15 CHI 6:30	16	17 NJD 7:00	18	19	20 CHI 7:00	21
22	23	24 ANA 8:00	25	26	27 ARI 7:00	28 SJS 8:00
29	30					

JANUARY 2016

SUN	MON	TUE	WED	THU	FRI	SAT
					1	2 COL 8:00
3	4	5 TBL 7:00	6	7 ARI 7:00	8	9
10	11 SJS 7:00	12	13 FLA 7:30	14	15	16 EDM 8:00
17	18	19 NJD 5:00	20	21 CBJ 5:00	22	23
24 CAR 4:30	25 DAL 6:30	26	27 NSH 7:30	28	29	30

MARCH 2016

SUN	MON	TUE	WED	THU	FRI	SAT
		1 BOS 5:00	2	3 BUF 5:00	4	5 PIT 1:00
6	7 SJS 7:00	8	9 NSH 7:30	10	11 ARI 7:00	12
13	14 STL 7:00	15	16 WPG 8:00	17	18 COL 7:00	19
20 MTL 5:00	21 TOR 5:30	22	23	24 MIN 6:00	25	26 CHI 8:00
27	28 ARI 8:00	29	30 ANA 8:00	31 LAK 8:30		

2015-16 THEME NIGHTS AND SPECIAL EVENTS

- OCT. 7, 2015.....SCOTIABANK HOME OPENER
- OCT. 23, 2015.....HOCKEY FIGHTS CANCER
- OCT. 30, 2015.....HALLOWEEN GAME
- NOV. 5, 2015.....MOVEMBER GAME
- NOV. 7, 2015.....REMEMBRANCE DAY GAME
- DEC. 8, 2015.....FLAMES FOUNDATION GAME
- DEC 22, 2015.....CHRISTMAS GAME
- DEC. 31, 2015.....NEW YEAR'S EVE GAME
- FEB. 5, 2016.....WESTERN NIGHT
- FEB. 15, 2016.....CHEVRON CLUB FLAMES GAME
- FEB. 19, 2016.....HOCKEY TALKS
- FEB. 27, 2016.....RETRO NIGHT
- MAR. 16, 2016.....ST. PATRICK'S DAY GAME
- APR. 7, 2016.....FAN APPRECIATION NIGHT

Fan Attic™

8 | JOE COLBORNE

7 | T.J. BRODIE



GEAR UP

AUTHENTIC TEAM MERCHANDISE NOW AVAILABLE AT THE ALL-NEW
flamesport.com



The 5th Season.[™] When teammates become best mates.

We're proud to support over 5,000 community hockey teams across Canada.

The 5th Season is the hockey season. It's when kids learn the value of working hard and enjoy the camaraderie of being part of a team. That's why we sponsor so many teams at the community level. So that more players grow up to support each other, and learn all of hockey's valuable lessons.

#The5thSeason

www.scotiabank.com/the5thseason

You're richer
than you think.[®]

