

# FLORIDA PANTHERS

The Florida Panthers logo, featuring a stylized yellow and black panther head with red and white accents, is positioned above the team name.

2015-16

## FLORIDA PANTHERS MEDIA GUIDE

# FLORIDA PANTHERS 2015-16 SCHEDULE



## 2015-16 FLORIDA PANTHERS SEASON SCHEDULE

VISIT [FLORIDAPANTHERS.COM](http://FLORIDAPANTHERS.COM)

CALL 954.835.PUCK



LISTEN ON:

**560WQAM**  
SPORTS RADIO

FLAGSHIP RADIO PARTNER  
OF THE FLORIDA PANTHERS

FLORIDA PANTHERS RADIO NETWORK



FLORIDA KEYS



PALM BEACHES



TREASURE COAST



SPANISH PARTNER  
IN MIAMI



SPANISH PARTNER  
IN PALM BEACH

### OCTOBER 2015

SUN	MON	TUE	WED	THU	FRI	SAT
				1	2	3
						10 PHI 7:00 PM
4	5	6	7	8	9	
11	12 PHI 7:00 PM	13 CAR 7:00 PM	14	15 BUF 7:30 PM	16	17 DAL 7:00 PM
18	19	20 PIT 7:00 PM	21	22 CHI 8:30 PM	23	24 DAL 8:00 PM
25	26	27 COL 7:30 PM	28	29	30 BOS 7:30 PM	31 WAS 7:00 PM

### NOVEMBER 2015

SUN	MON	TUE	WED	THU	FRI	SAT
1	2	3	4 ANA 10:30 PM	5 SJS 10:30 PM	6	7 LAK 4:00 PM
8	9	10 CGY 7:30 PM	11	12 BUF 7:30 PM	13	14 TBL 7:00 PM
15	16 TBL 7:00 PM	17	18	19 ANA 7:30 PM	20	21 NYR 7:00 PM
22	23 LAK 7:30 PM	24	25	26	27 NVI 7:00 PM	28
29	30					

### DECEMBER 2015

SUN	MON	TUE	WED	THU	FRI	SAT
		1 STL 8:00 PM	2	3 NSH 8:00 PM	4 CBJ 7:00 PM	5
6 NJD 7:00 PM	7	8 OTT 7:30 PM	9	10 WAS 7:30 PM	11	12 BOS 1:00 PM
13	14	15 NVI 7:00 PM	16	17 NJD 7:00 PM	18 CAR 7:00 PM	19
20 VAN 4:00 PM	21	22 OTT 7:30 PM	23	24	25	26
27 CBJ 8:00 PM	28	29 MTL 7:30 PM	30	31		

### JANUARY 2016

SUN	MON	TUE	WED	THU	FRI	SAT
				1	2 NYR 7:00 PM	3
3 MIN 6:00 PM	4	5 BUF 7:00 PM	6	7 OTT 7:30 PM	8	9
10 EDM 9:30 PM	11 VAN 10:00 PM	12	13 CGY 9:30 PM	14	15	16
17 TBL 5:00 PM	18 EDM 7:30 PM	19	20	21	22 CHI 7:30 PM	23 TBL 7:00 PM
24	25	26 TOR 7:30 PM	27	28	29	30
31						

### FEBRUARY 2016

SUN	MON	TUE	WED	THU	FRI	SAT
	1	2 WAS 7:30 PM	3	4 DET 7:30 PM	5	6 PIT 7:00 PM
7	8 DET 7:30 PM	9 BUF 7:00 PM	10	11	12 STL 7:30 PM	13 NSH 7:00 PM
14	15 PIT 7:30 PM	16	17	18 SJS 7:30 PM	19	20 WPG 7:00 PM
21	22	23	24	25 ARI 7:30 PM	26	27 CBJ 3:00 PM
28 MIN 3:00 PM	29					

### MARCH 2016

SUN	MON	TUE	WED	THU	FRI	SAT
		1 WPG 8:00 PM	2	3 COL 9:00 PM	4	5 ARI 9:00 PM
6	7 BOS 7:30 PM	8	9	10 OTT 7:30 PM	11	12 PHI 7:00 PM
13	14 NVI 7:00 PM	15 MTL 7:30 PM	16	17 TOR 7:30 PM	18	19 DET 7:00 PM
20	21 NVR 7:00 PM	22	23	24 BOS 7:00 PM	25	26 TBL 7:00 PM
27	28	29 TOR 7:30 PM	30	31 NJD 7:30 PM		

### APRIL 2016

SUN	MON	TUE	WED	THU	FRI	SAT
				1	2 MTL 7:00 PM	3
3	4 TOR 7:30 PM	5 MTL 7:30 PM	6	7 OTT 7:30 PM	8	9 CAR 7:00 PM
10	11	12	13	14	15	16
17	18	19	20	21	22	23
24	25	26	27	28	29	30

HOME AWAY



WATCH ON:



**FLORIDA**



# FLORIDA PANTHERS HOCKEY CLUB

## 2015-16 MEDIA GUIDE

---



### EDITORS IN CHIEF

---

Mike Lewis  
Chrissy Parente

### ASSOCIATE EDITORS

---

Adelyn Biedenbach  
Justin Copertino  
Doug Plagens

### LAYOUT & DESIGN

---

Chrissy Parente

### PHOTO CREDITS

---

Eliot Schechter and Getty Images

# TABLE OF CONTENTS

Club Directory	6-7
Ownership	8-9
Peter Luukko	10
Rory A. Babich	11
Dale Tallon	12
William A. Torrey	13
Travis Viola/Mike Dixon/Eric Joyce	14
Gerard Gallant	15
Assistant Coaches/Hockey Ops/Scouting	16-24
Medical Staff	25-28
Executives	29-31
PR/Communications	32
Broadcasting	33-34
The Players	35-111
In The System	112-129
Minor League Affiliates	130-132
Draft History	133-137
Final NHL Standings/Statistics	138-139
Final Regular Season Game Results	140-141
Final Regular Season Scoring	142
2014-15 Highs & Lows	143
2014-15 Miscellaneous Statistics	144
2014-15 Transactions	145
2014-15 Injury Breakdown	146
2014-15 Home/Road Scoring	147
Opponents	148-177
All Time Records vs. Other Clubs	178
Regular Season Records/History	179-190



# TABLE OF CONTENTS

All-Time Leaders	191-195
All-Time Special Teams	196-197
Career Scoring	198-199
Team Records	200-203
Individual Records	204-205
Goaltending Records	206
Rookie Records	207
Panthers Year-By-Year	208-229
Inaugural Season Firsts	230-231
All-Time Roster	232-233
All-Time Register	234-235
All-Time History	236-249
All-Time Playoff History	250-252
All-Time Playoff Leaders	253
Playoff Scoring vs Panthers/ Playoff	254
Team Playoff Records	256-258
Individual Playoff Records	259-260
Goaltending/Rookie Playoff Records	261
Media Information	262
Panthers IceDen	263
BB&T Center	264
Community	265-266
NHL Information	267-268
NHL Critical Dates	269-270
Ticket Information	271

# FLORIDA PANTHERS CLUB DIRECTORY

ONE PANTHER PARKWAY | SUNRISE, FLORIDA 33323 | PHONE: (954)-835-7000

## Ownership

Owner, Chairman & Governor: Vincent J. Viola

## Executive

Vice Chairman, Partner & Alternate Governor: Douglas A. Cifu  
Executive Chairman: Peter Luukko  
Chief Executive Officer, President: Rory A. Babich  
Executive Vice President, General Manager: Dale Tallon  
Special Advisor to the GM/Alternate Governor: William Torrey  
Chief Operating Officer: Matthew Caldwell  
Executive Vice President: Charlie Turano  
Executive Vice President: Richard Adler  
Executive Vice President: Jim Willits  
Chief Financial Officer: Amy Perry  
Vice President, Corporate Partnerships: Greg Rieber  
Vice President, Broadcasting and Panthers Alumni: Randy Moller  
Vice President, Event Programming: Kevin Grove  
Vice President/GM of Panthers IceDen: Jeff Campol  
Vice President, Hockey Operations: Travis Viola  
Vice President, Information Technology: John Spade  
Vice President, Marketing: Pamela Zager-Maya  
Executive Director, Florida Panthers Foundation: Lauren Simone  
General Counsel: Ed Wildermuth  
Vice President, Legal Counsel: Steve Werier

## Hockey Operations

General Manager, Portland Pirates: Eric Joyce  
Director of Hockey Operations: Mike Dixon  
Director of Player Development: Scott Luce  
Manager of Player Development: Bryan McCabe  
Director of Hockey Analytics: Brian Macdonald  
Team Services Manager: Jerome Burke

## Coaching Staff

Head Coach: Gerard Gallant  
Assistant Coach: Mike Kelly  
Assistant Coach: John Madden  
Goaltending Coach: Robb Tallas  
Strength and Conditioning: Tommy Powers  
Skating and Skills Coach: Paul Vincent  
Video Coordinator: Tommy Cruz

## Scouting Staff

Director of Scouting: Scott Luce  
Head Amateur Scout: Erin Ginnell  
Assistant Head Amateur Scout: Jason Bukala  
Amateur Scout: Fred Bandel  
Amateur Scout: Craig Demetrick  
Amateur Scout: Paul Gallagher

Amateur Scout: Billy Ryan  
Professional Scout: Jim McKenzie  
Professional Scout: Peter Mahovich  
Professional Scout: Al Tuer  
European Scout: Jari Kekalainen  
European Scout: Kent Nilsson

## Training & Equipment Staff

Head Athletic Trainer: David Zenobi  
Assistant Athletic Trainer: Tommy Alva  
Massage Therapist: Steve Squier  
Head Equipment Manager: Chris Scoppetto  
Equipment Manager: Chris Moody  
Equipment Assistant: Dakota King

## PR/Communications

Director, Digital Media: Adelyn Biedenbach  
Digital & Social Media Assistant: Chrissy Parente  
Communications Associate: Mike Lewis

## Game Presentation

Sr. Director, Game Presentation: Jon Adams  
Sr. Director, Post Production: Jason Cothorn  
Sr. Graphics Producer: Brandon Campbell  
Web Producer: Dave Courtney  
Sr. Producer, Game Presentation: Steve Smith  
Mascot Coordinator: Ralph Estevez

## Marketing

Director, Community Relations & Grassroots Marketing: John Colombo  
Marketing Manager: Amanda Cifu  
Marketing Manager: Richard Meharey  
Marketing Manager, Latin Market: Andrea Ocampo

## Corporate Partnerships and Brand Activation

Director, Corporate Partnerships & Legal Associate: Samuel Sortisio  
Director, Corporate Partnerships Mike Meyers  
Brand Activation Specialist: Kristin Thompson  
Brand Activation Specialist: Anthony Hill  
Brand Activation Specialist: Cecilia Hernandez-Hennequin  
Analytics Coordinator: Tyler Wentz

## Box Office:

Sr. Director, Ticket Operations Adam Summerell  
Assistant Manager, Ticket Operations: Nick Sipala  
Assistant Manager, Ticket Operations: Amanda Martie



# FLORIDA PANTHERS CLUB DIRECTORY

ONE PANTHER PARKWAY | SUNRISE, FLORIDA 33323 | PHONE: (954)-835-7000

## **Sales & Service:**

Director, Client Experience Team Nicole Meloff  
Premium Specialist, Client Experience Team Melissa Hady  
Premium Specialist, Client Experience Team Megan Giuliani  
Specialist, Client Experience Team Tyler Huffman  
Specialist, Client Experience Team Rebecca Roy  
Specialist, Client Experience Team Katelyn Crowley

## **Sales: Panthers and Events/Shows**

Director, Group Sales Robert Kristiniak  
Manager, Group Events Delwin Liranzo  
Specialist, Group Events Courtney Crabtree  
Specialist, Group Events Zachary Eisenberg  
Specialist, Group Events Andrew Nawn  
Specialist, Group Events Peter Spear  
Account Executive, Group Events Justice Kelley  
Account Executive, Group Events Charlo Alexandre  
Account Executive, Group Events Zachary Mandirola  
Director, Ticket Sales Heath Bennett  
Account Executive Lisa Rennison  
Account Executive Ryan Acuff  
Account Executive Ashley Sherkus  
Account Executive Jenna Lembo  
Account Executive Stu Kowal  
Account Executive Matt Stocker  
Account Executive Bryan McParlane  
Account Executive Ryan Sanabria  
Account Executive John Greenstein  
Sales Associate Joe Green  
Sales Associate Nina Singer  
Sales Associate Beau Taylor  
Sales Associate Brad Daughtery  
Sales Associate Victor Mariano  
Sales Associate Caroline Dunn  
Sales Associate Bobby Segin  
Sales Associate Colin McKay  
Sales Associate Amanda Bokshan  
Sales Associate Ashley Cascio  
Sales Associate Kelsye Pierdominici  
Sales Associate Ty Komorowski  
Sales Associate Brandon Strum  
Sales Associate Jennifer Freeman  
Sales Associate Jonathan Mastin  
**Premium Seating- Club Red, ADT and Suites**  
Director, Premium Seating John Markiewicz  
Account Director, Premium Seating Pam Carney  
Account Executive, Premium Seating Adam Boliek  
Account Executive, Premium Seating Leigh Ann Shoulders

Associate Counsel Robert Karpeles  
Director, Human Resources & Payroll: Peggy Ziady  
Payroll Administrator: Ana Gomez  
System Administrator: Christopher Iturrioz  
Technical Support Specialist: Justin Gilbert  
Senior A/V Technician: Tony Depasquale  
A/V Technician: Alex Cooley  
Controller/Director of Accounting: Scott Levine  
Senior Staff Accountant: Ian Wilson  
Accounting Manager: Michele Schoppmann  
Sr. Staff Accountant: Rutvi Shah  
Staff Accountant: Natasha Schuman  
Staff Accountant: Amryl Berment  
Accounts Payable Specialist: Christen Wimberly  
Accounts Payable Supervisor: Monica Quintana

## **Analytics**

Director, Hockey Analytics Brian MacDonald  
CRM Analyst: Kaleb Ghilardi  
Business Analyst James Cifu

## **Radio/TV Broadcasters**

Television Play-By-Play: Steve Goldstein  
Television Color Analyst: Denis Potvin  
Television Analyst: Randy Moller  
Panthers Host: Craig Minervini  
Radio Play-By-Play: Doug Plagens

## **BB&T Center**

Director, Arena Operations Adam Fullerton  
Operations Manager: Brian Gilner  
Ice Technician Manager: Graham Caplinger  
Day Crew Supervisor: Marcus Herrera  
Engineer: Sean Bailey  
General Labor: Rene Companioni  
Sr. Electrician: Paul Gutillo  
Manager, Housekeeping: Donald Crapp  
Grounds Technician: Chris Williams  
Director, Event & Guest Services: Tom Embrey  
Manager, Event Services: Mike Blanton  
Manager, Event Services: Allison Click  
Event Coordinator Shannon Lesovoy

## **Panthers IceDen (Practice Facility)**

Assistant General Manager: Jennifer Simmons  
Director, Hockey Operations: Mike Kennedy  
Manager, Hockey Administration: John Peach  
Manager, Arena Operations: Tim Disharon  
Accounting Manager: Linda Kosoy  
Sr. Retail Manager: Tim Burt  
Director, Skating Development: Nancy Mariani  
Office Manager: Ashley Mayer  
Facility Crew: Ferdinand Brickleff  
Facility Crew: Robes Moise

## **Finance & Business Support (IT, Payroll, HR)**



## VINCENT J. VIOLA

OWNER, CHAIRMAN & GOVERNOR

Vincent J. Viola is the Chairman, Owner and Governor of Sunrise Sports & Entertainment, the Florida Panthers Hockey Club, the BB&T Center, and SSE's additional operating entities.

Mr. Viola purchased the Panthers enterprise on Sept. 27, 2013.

A native of Brooklyn, N.Y., Mr. Viola graduated from the U.S. Military Academy at West Point in 1977, and later graduated from the U.S. Army Airborne, Infantry and Ranger Schools and served in the 101st Airborne Division. In 1983, he graduated from the New York Law School.

Mr. Viola is currently the Executive Chairman of Virtu Financial and is one of the nation's foremost leaders in electronic trading. He began his career in the financial services industry on the floor of the New York Mercantile Exchange and rose to be Vice Chairman (1993-1996) and Chairman (2001-2004). Mr. Viola is also the founder and largest stockholder in Independent Bank Group, Inc (Nasdaq: IBTX), a community banking chain headquartered in McKinney, Texas that he founded in 1989. In 2009, he was inducted into the Futures Industry Association Hall of Fame.

Mr. Viola decisively led the New York Mercantile Exchange through the aftermath of the terrorist attacks of Sept. 11, 2001. Mr. Viola was recognized by the members and the Board of Directors of the New York Mercantile Exchange for his efforts in leading the reopening of the New York Mercantile Exchange following the terrorist attacks and at the time the New York Mercantile Exchange Board presented Viola with a citation noting "his untiring efforts and inspirational guidance that resulted in the reopening of the New York Mercantile Exchange following the terrorist destruction of the World Trade Center on September 11, 2001."

The citation continued, that Mr. Viola's "heroic leadership served as a beacon to thousands of Exchange members and staff, providing us with the fortitude to resume operations and preserve the efficiency of the American economy and global energy and metals markets in the face of this great tragedy...His wholehearted determination, refusal to be thwarted, and skilled comportment with public officials were the impetus behind the Exchange being the only business west of Ground Zero to open on September 17 and for several months thereafter – preserving the livelihoods of tens of thousands of individuals and families in New York and worldwide. His actions embody the American Spirit in its most noble form."

Shortly after September 11, 2001, Mr. Viola conceived, founded and funded the Combating Terrorism Center at West Point, now in its tenth year of operation.

Mr. Viola has been widely recognized for his philanthropic endeavors including donating over \$10 million to his alma mater through various gifts. Mr. Viola is also a benefactor of the Columbia University medical school, and he and his family created and endowed the Pope John Paul II Family Academy in Bushwick, Brooklyn. He has also been honored as "Man of the Year" by the Chai Lifeline, which provides vital support services for Jewish Children with life-threatening illnesses. His charitable endeavors further include a \$2 million donation to Fordham University and founding the National Children's Educational Reform Foundation, which is dedicated to the improvement of inner city education with an emphasis on bilingual programs in immigrant communities.

Mr. Viola and his wife, Teresa, have three sons – John, Michael and Travis.



VICE CHAIRMAN, PARTNER &  
ALTERNATE GOVERNOR

DOUGLAS A. CIFU



Douglas A. Cifu is the Vice Chairman, Partner and Alternate Governor of Sunrise Sports & Entertainment, the Florida Panthers Hockey Club, BB&T Center, and SSE's additional operating entities.

Cifu, and Owner Vincent J. Viola, purchased the Panthers enterprise on Sept. 27, 2013.

A native of Syosset, N.Y., Cifu graduated magna cum laude with a Bachelor of Arts degree from Columbia University in 1987 where he was elected a member of Phi Beta Kappa, and completed his J.D. from Columbia Law School in 1990.

Cifu is currently the Chief Executive Officer of Virtu Financial, LLC a global electronic market making firm and was one of the company's co-founders with Vincent Viola in 2008. Mr. Cifu also serves on the board of Independent Bank of Texas (NASDAQ: IBTX), a community banking chain based in McKinney, Texas and Eastern Airlines, inc.

Prior to joining Virtu, Cifu practiced law for 18 years and was a partner at the international law firm Paul, Weiss, Rifkind, Wharton & Garrison. While there, Cifu served as a member of the Management Committee, was Deputy Chair of the Corporate Department, and co-head of the Private Equity Group. Highly regarded by his peers, Cifu was recognized in Chambers USA and Legal 500 as a leading mergers and acquisitions lawyer for buyouts and private equity transactions.

Cifu has a residence in Mirasol, Fla. with his wife, Melissa Lautenberg Cifu, their daughter, Rachel, and son, Daniel.



## PETER LUUKKO

## EXECUTIVE CHAIRMAN

Peter Luukko was appointed Executive Chairman of The Florida Panthers Hockey Club and Sunrise Sports & Entertainment on February 6, 2015. Luukko oversees business, sales & hockey operations.

Prior to joining the Florida Panthers, Luukko 56, served as President and Chief Operating Officer of Comcast-Spectacor, L.P. for more than 25 years, overseeing the Philadelphia Flyers, while serving as a member of the National Hockey League Board of Governors. He oversaw Comcast-Spectacor's facility-management business, which runs more than 125 sports arenas, stadiums and convention centers. He was also responsible for the expansion of Comcast-Spectacor's broad range of businesses.

Under Luukko's leadership, Comcast-Spectacor helped Philadelphia garner national attention and awareness by attracting several high-profile events to the city of Philadelphia, including the 2000 Republican National Convention, the 2000 NCAA Women's Final Four, the 2001 NCAA Men's East Regionals, the 2001 and 2002 X-Games, the 2002 NBA All-Star Weekend, the 2008 U.S. Olympic Team Trials for Gymnastics, the 2011 NCAA Wrestling Championships, the 2014 NCAA Frozen Four and numerous other sports and entertainment events. As President of the Flyers, he played an instrumental role in his club participating in two Winter Classics (2010 and 2012), while also hosting the 2014 National Hockey League Draft.

A recognized leader in the facility management industry, Luukko was the 2000 recipient of the City of Hope's Tri-State Labor Award. He also received the 2002 prestigious Harold J. VanderZwaag Distinguished Alumnus Award from the Sports Management Program of the University of Massachusetts for his accomplishments in the field of sports management. He received the 2013 Police Athletic League PAL Award for his contributions to the Philadelphia community.

In 2013, Mr. Luukko and Comcast-Spectacor Chairman Ed Snider ranked 43rd on Street & Smith's Sports Business Journal's prestigious list of the Top 50 Most Influential Leaders in Sports Business. The two are also two-time winners of Venues Today's Hall of Headlines. He also was named one of Billboard Magazine's Power 100 (2012 and 2013).

Mr. Luukko serves as an active member of the Board of Directors of Pointstreak Sports Technologies Inc., a Toronto company that develops sports-related software, including 50/50 raffle technology increasingly used at sports facilities across North America.

He also serves as Chairman of the Board of Directors of Philly Sports Holdings, an Exton, Pa.-based holding company that operates Sports Vault and Strategic Sports Marketing. Luukko is a hockey player, hockey coach and hockey parent.

He is a graduate of the University of Massachusetts. Luukko and his wife, Casey, have three children Nick, Dana and Max. His son Nick was drafted by the Flyers in the sixth round of the 2010 NHL Draft.



## CHIEF EXECUTIVE OFFICER & PRESIDENT

## RORY A. BABICH



Rory A. Babich, a long-time international business executive, has been serving as the CEO and President of the Florida Panthers since March 2014 after initially joining the Panthers as the Special Advisor to the Owner in January 2014.

Babich is responsible for overseeing all business and hockey operations for the Panthers, the Panthers IceDen (the official practice facility of the Florida Panthers) and BB&T Center. Since his appointment, Babich has focused extensively on developing new strategies that are targeted at, among other things, the team's marketing, international brand awareness exposure, ticket pricing, corporate partnerships, digital media, web content and community outreach. Among his early achievements are enhancing commercial broadcasts, simplified ticket plans, an expanded community outreach program that features closer collaboration with local schools on different initiatives, an upcoming expansion of youth hockey programs in South Florida and the relaunch of Panthers Fan Fest.

Before joining the Panthers, Babich served as a consultant to Messrs. Viola and Cifu in connection with their purchase of the Florida Panthers in September 2013. Previously, Babich worked as an executive with the liquid markets funds business of Fortress Investment Group, a publicly traded company, where he helped lead the business through the financial crisis, restructure the business, expand its product offerings to investors and increase its geographical scope through international expansion, eventually becoming its Chief Operating Officer responsible for running the day-to-day business.

Babich joined Fortress Investment Group after working as an executive with Swiss Re Group, one of the world's largest reinsurers where Mr. Babich was a member of the leadership team responsible for managing a large portion of the Group's global public and private investment portfolio and helped lead the international expansion of its alternative investments business.

Babich began his career as an international corporate attorney at the law firm of Paul, Weiss, Rifkind, Wharton & Garrison where he worked in their New York, Hong Kong (which office he helped open) and Tokyo offices working on a wide range on global transactions for a number of different clients in a variety of industries before being recruited by his client Swiss Re to join them.

An avid sports fan and long-time hockey follower, Babich was born in New York, New York and grew up in New Jersey. He graduated with a B.A. in Economics from Rutgers University and earned his J.D. from University of Pennsylvania Law School.



## DALE TALLON

### EXECUTIVE VICE PRESIDENT, GENERAL MANAGER & ALTERNATE GOVERNOR

Dale Tallon enters his sixth year as Executive Vice President & General Manager of the Florida Panthers after being named to the position on May 17, 2010. Tallon agreed to a multi-year contract extension on June 5, 2012.

Over the last five seasons, Tallon has been responsible for reshaping the club's hockey operations department, as well as the team's player personnel. Florida completed the 2014-2015 season as the NHL's most improved team, finishing the season with a 38-29-15 record and 91 points, a 25-point improvement from the previous year.

Under Tallon, the Panthers finished the 2011-12 season with a 38-26-18 mark and the franchise's first Southeast Division championship. The Panthers earned 94 points, the club's most since totaling 98 points in 1999-2000. For his efforts, Tallon was also nominated as a finalist for National Hockey League's 2011-12 Executive of the Year.

In addition to the current Panthers roster, Tallon has ensured the Panthers will have a bright future by loading up on draft picks and top prospects. Since joining Florida, Tallon has conducted five successful NHL Drafts that have included eight first round selections: No. 11 - F Lawson Crouse (2015), No. 1 - D Aaron Ekblad (2014), No. 2 - F Aleksander Barkov (2013), No. 23 - D Michael Matheson (2012), No. 3 - F Jonathan Huberdeau (2011), No. 3 - D Erik Gudbranson (2010), No. 19 - C Nick Bjugstad (2010) and No. 25 - C Quinton Howden (2010).

Prior to joining the Panthers, Tallon spent 33 years with the Chicago Blackhawks organization as a front office executive, player and broadcast personality. He served as Chicago's General Manager from 2005-09, and assistant GM from 2003-05. He was responsible for drafting or acquiring many of the Blackhawks' top players who won the 2010 Stanley Cup. Tallon spent the 2009-10 season serving as a Senior Advisor of Hockey Operations for the Blackhawks. He also served four years (1998-2002) as director of player personnel before returning to the radio and television booth prior to the 2002-03 season.

A defenseman, Tallon was Vancouver's first-round selection (2nd overall) in the 1970 NHL Entry Draft. He played in 642 NHL contests with Vancouver (1970-73), Chicago (1973-78) and Pittsburgh (1978-80), registering 336 points (98-238—336) and 568 PIM. Tallon recorded a career-high 17 goals in 69 games with Vancouver during the 1971-72 season and appeared in the 1971 and 1972 NHL All-Star Games. In 1972, Tallon was picked as an alternate for Team Canada at the 1972 Summit Series against the USSR.

The Rouyn-Noranda, Que., native was born on Oct. 19, 1950. Tallon and his wife, Meg, are the parents of two daughters, Lauren and Kristen.

## SPECIAL ADVISOR TO THE GM & ALTERNATE GOVERNOR

## WILLIAM A. TORREY



One of the most respected men in hockey, Mr. William A. Torrey has been a member of the Florida Panthers organization since the club's inception. He spent his first nine seasons as President of the Panthers, while serving as Governor (2002-03) and currently Alternate Governor (2003-10). Mr. Torrey was inducted into the Hockey Hall of Fame in 1995 and was honored by the Panthers with a special tribute night on Oct. 23, 2010. The No. 93 is retired in his honor.


Under Mr. Torrey's guidance and direction, the Panthers have enjoyed tremendous success. In 1993-94, the team's inaugural season, he helped assemble a club that broke expansion records for wins (33), points (83) and winning percentage (.494). The Panthers also made it to the Stanley Cup Finals faster than any other post-1967 expansion team in NHL history, reaching the mark in 1995-96, their third year of existence. Mr. Torrey also led the search and was responsible for hiring current Panthers GM Dale Tallon in May 2010.

Prior to taking the helm of the Panthers, Mr. Torrey spent 21 years with the New York Islanders, the first 20 as General Manager. He also handled the added roles of President (1980-89) and Chairman of the Board (1989-92). At the start of the 1992-93 season, Mr. Torrey stepped down from his position as chairman, passed his role as General Manager to Don Maloney, and remained with the team as a consultant until joining the Panthers in April 1993.

Mr. Torrey began his NHL career in 1967 as Executive Vice President of the expansion Oakland Seals. He then joined the expansion Islanders as General Manager in 1972, becoming the first person hired by the organization.

Mr. Torrey was born on June 23, 1934 in Montreal, Que. A business and psychology graduate of St. Lawrence University, he received the NHL's Lester Patrick Award for outstanding service to the hockey community in 1983.





## TRAVIS VIOLA

## VICE PRESIDENT OF HOCKEY OPERATIONS

Travis Viola joined the Florida Panthers prior to the 2013-2014 season as Vice President, Hockey Operations.

A passionate, lifelong hockey fan, Viola has used his enthusiasm and creativity to spearhead hockey-based charitable fundraising efforts including the NHL's "Beard-A-Thon" campaign. His sports industry experience also includes five years with the New York Yankees organization.

Born and raised in New York City, Viola is a 2010 graduate of Fordham University in the Bronx where he was awarded a Bachelor of Arts degree.

Viola is extremely active in community endeavors and has worked with organizations including "The Bronx African American History Project", PETA, and more.

Viola resides in Sunrise.

## DIRECTOR OF HOCKEY OPERATIONS

## MIKE DIXON



Michael Dixon enters his 11th season with the organization and first as Director of Hockey Operations.

His responsibilities include Collective Bargaining Agreement compliance, budget and cap management, contract negotiations and research, salary arbitration, scheduling, and strategic planning. He serves as the team's liaison for all player transactions with NHL's Central Registry. He also deals with matters related to Florida's two affiliates, San Antonio Rampage and Cincinnati Cyclones. Dixon spent the previous six years as manager of hockey operations and manager of team services.

Prior to joining the Panthers, Dixon worked in the financial services industry in Canada for three years. A native of Stoney Creek, Ontario in Canada, Dixon graduated in April 2007 with his MBA in Sport Management at Florida Atlantic University. He also holds a Bachelor of Commerce degree from McMaster University.

Dixon resides in Coconut Creek, FL with his girlfriend, Paige and son, Easton.

## ERIC JOYCE

## GENERAL MANAGER OF PORTLAND PIRATES



Eric Joyce joined the Florida Panthers prior to the 2013-14 season as Assistant to the General Manager. He now is the General Manager of the Panthers AHL affiliate, the Portland Pirates.

Prior to joining the Panthers, Eric was an instructor in the Department of Social Sciences at the United States Military Academy where he taught Cadets Counterterrorism and Homeland Security. A native of Boston, MA, Eric also held numerous positions throughout government and the private sector focusing on national security. Eric served as an Army Captain in Operation Iraqi Freedom III in Mosul, Iraq from 2004-2005 and was awarded the Combat Infantryman's Badge, the Bronze Star and the Valorous Unit Citation.

Eric is a 2002 Graduate of the United States Military Academy at West Point, with a degree in Systems Engineering, and is also a 2011 Graduate of Harvard's Kennedy School with a focus on international economics and development. His hockey experience includes playing NCAA Division I at the United States Military Academy from 1998-2002, where he was awarded ECAC All-Academic team honors for the 2001-2002 season, as well as the Mike Gunning Award for the team's best scholar-athlete.

Eric enjoys sending time with his wife, Sarah Rose, and their two children Charlotte Rose and James.



# GERARD GALLANT

HEAD COACH

Gerard Gallant was named the 13th head coach of the Florida Panthers on June 21, 2014.

During his first season behind Florida's bench, Gallant guided the Panthers to a 38-29-15 record and 91 points, a 25-point improvement from the previous season. The Panthers were eliminated from playoff contention after the 80th game of the 2014-2015 regular season.

Prior to joining the Panthers, Gallant, 50, spent two seasons (2012-2014) as an assistant coach with the Montreal Canadiens, helping the team advance to the postseason each year, including the 2014 Eastern Conference Finals. During his two years as an assistant coach, Montreal posted a 75-42-13 mark, including their first 100-point season since 2007-2008.

Before coaching in Montreal, Gallant spent three seasons (2009-2012) as the head coach of the Saint John Sea Dogs of the Quebec Major Junior Hockey League (QMJHL). During his three seasons with Saint John, he compiled a 159-34-9 record and led the Sea Dogs to three first-place finishes, three league final appearances, two QMJHL championships (2011 & 2012) and one Memorial Cup (2011). Gallant was also named the QMJHL and Canadian Hockey League Coach of the Year twice (2010 & 2011).

Gallant served as head coach of Columbus for parts of three seasons (2003-2004 & 2005-2007), after serving as an assistant with the Blue Jackets (2000-2003). He also was an assistant with the New York Islanders (2007-2009), the International Hockey League's Fort Wayne Komets (1998-1999) and the American Hockey League's Louisville Panthers (1999-2000). Gallant began his coaching career in 1995-1996 with the Summerside Capitals of the Maritime Junior Hockey League (MJrHL) leading the team to the Royal Bank Cup in 1997.

A native of Summerside, P.E.I., Gallant was selected by Detroit in the sixth round (107th overall) in the 1981 NHL Draft. He played in 615 NHL games for Detroit (1984-1993) and Tampa Bay (1993-1995) registering 480 points (211-269-480) and 1,674 penalty minutes. Gallant recorded four 70-plus point seasons, including his most successful year in 1988-1989 when he registered a career high 93 points (39-54-93) and was selected as a NHL Second Team All-Star.

Gallant and his wife Pam have two children, Melissa and Jason.



## MIKE KELLY

### ASSISTANT COACH

Mike Kelly enters his second season as assistant coach of the Florida Panthers.

Kelly, 54, spent four seasons working with the Saint John Sea Dogs of the QMJHL, serving as head coach and general manager (2012-2013) and director of hockey operations/associate head coach (2009-2012). Working alongside Gallant, the duo led the Sea Dogs to three first-place finishes, three league final appearances, two QMJHL championships (2011 & 2012) and one Memorial Cup (2011).

Prior to working in Saint John, Kelly spent three years with the Vancouver Canucks organization (2005-2008) as an assistant coach with both the Canucks and the Manitoba Moose (AHL). At the major junior level, Kelly has experience in both coaching and management with the Brandon Wheat Kings (WHL), North Bay Centennials (Ontario Hockey League) and Windsor Spitfires (OHL).

Kelly also led Team Canada to a gold medal at the 2003 IIHF World Under-18 Championship, serving as head coach.

Kelly and his wife Mary Ellen have three sons, Jared, Ryan and Connor.

### ASSISTANT COACH

## JOHN MADDEN

Madden, 41, enters his third season as an assistant coach with the Panthers, after originally joining the Florida front office as a pro scout on Sept. 26, 2013. He was named an assistant coach with Panthers on Nov. 8, 2013.

Madden played on season with Florida, helping the team win the 2011-2012 Southeast Division Championship. Throughout his 13-year playing career, Madden played for New Jersey (1998-2004 & 2005-2009), Chicago (2009-2010), Minnesota (2010-2011) and Florida (2011-2012), earning three Stanley Cup titles New Jersey (2000 & 2003) and Chicago (2010).

The Toronto, Ontario, native played in 898 career NHL games, recording 348 points (165-183-348) and 219 PIM. He was awarded the Frank J. Selke Trophy in 2001. After his retirement in 2012, Madden spent one year with the Montreal Canadiens (2012-2013) serving on their scouting staff.

Madden and his wife Lauren, have one son Tyler and one daughter Reese.



## ROBB TALLAS

### GOALTENDING COACH

Robb Tallas enters his seventh season as a member of the Florida Panthers coaching staff.

Throughout his 13-year playing career, Tallas appeared in 99 career National Hockey League games with the Boston Bruins (1995-2000) and Chicago Blackhawks (2000-01).

The Edmonton, Alberta native also serves as a hockey instructor at the Florida Panthers official practice facility, Saveology.com Iceplex and has previously worked with several NHL goalies. He also has participated as an instructor at the Panthers goaltending schools, while conducting one-on-one goaltending classes with aspiring goaltenders. Additionally, he serves as an active member of the Florida Panthers Alumni Association.

Tallas and his wife Luciana have one daughter, Gabriele.





## PIERRE GROULX

### GOALIE DEVELOPMENT COACH AND SCOUT

Pierre Groulx enters his fifth season with the Panthers after previously being the goaltending coach from 2005-09. Groulx spent four seasons as the goaltending coach with the Montreal Canadiens (2009-13) and four seasons goaltending coach with the Florida Panthers (2005-09).

In his first two seasons with the Panthers, Groulx worked primarily as video coach, before adding the dual duties of assistant/goaltending coach in 2007-08.

He will work with the organization's goaltenders in Portland (AHL) and in the ECHL.

Groulx began his career at the professional level in Ottawa, where he spent five seasons as the Senators video coach. He was also a member of the coaching staff for Team Canada at the 2005 World Hockey Championship held in Austria.

Pierre Groulx started his coaching career as assistant and goaltending coach with the Cumberland Grads of the Ontario Central Junior «A» Hockey League.

## STRENGTH & CONDITIONING COACH

## TOMMY POWERS

Tommy Powers enters his second season with the Florida Panthers after spending two seasons with the Phoenix Coyotes as the team's Strength and Conditioning Coordinator. Before working in the NHL he worked for Human Dynamix in Calgary, where he provided personal and specialized training for NHL, AHL, NCAA and Major Junior hockey players. Also under his direction were several Olympic, professional, and elite amateur athletes from figure skating, tennis, golf, and skiing.



Prior to joining Human Dynamix, the 30-year-old Powers was a defenseman for the UMass-Lowell Riverhawks of Hockey East from 2006-09. He served as the team's assistant strength and conditioning coach in 2009.

A native of Ft. Lauderdale, Florida, Powers earned a degree in Exercise Physiology and Nutrition from the University of Massachusetts, Lowell in 2009. His certifications include: CSCS, CES, PES, and Level IV Ki-Hara Resistance Stretching Practitioner by Innovative Body Solutions. He is currently pursuing a Masters Degree from A.T. Still University in Human Movement with a focus in Sports Conditioning and Orthopedic Rehabilitation.



## PAUL VINCENT

### SKATING & SKILLS COACH

Paul Vincent enters his fourth season as the club's Skating & Skills coach. Vincent served in a similar capacity with the team from 2002-2004.

Vincent brings to the organization more than 35 years of experience working with teams in the National Hockey League, the American Hockey League, ECHL, NCAA, as well as preparatory schools. He has also worked in similar capacity with the Chicago Blackhawks, Boston Bruins, Tampa Bay Lightning and New Jersey Devils.

The native of Beverly, MA spent 10 years as the skating and skills coach with Boston College from 1981- 1991 and from 1981-1986 served as a consultant for Rensselaer Polytechnic Institute. He has also worked in a consultant role with Harvard University, Northeastern University, Providence, Brown, Dartmouth and the University of Massachusetts.



## TOMMY CRUZ

### VIDEO COORDINATOR

Cruz, 20, is in his second season as a Video Coordinator of the Panthers after spending last season with the team in 2014-15, serving as an assistant video coach. Cruz played 2 years of junior hockey in the Eastern Junior Hockey League before cutting his playing short to begin working with the team at age 19.

A native of South Florida, Cruz played and trained locally at the Florida Panthers practice facility. Spending multiple seasons as a Florida JR Panther, Cruz also trained under current Panthers Goalie Coach Robb Tallas.

### MANAGER OF TEAM SERVICES

## JEROME BURKE



Jérôme Burke enters his fourth season with the Panthers, two as a Staff Accountant, and second as the club's Manager of Team Services.

His responsibilities include traveling with the club and scheduling all team travel such as air, bus transportation, hotels, meals and practice time. He also assists visiting teams with their travel and practice needs.

Prior to joining the Panthers, Burke worked for the Montreal Juniors (QMJHL). A native of Montreal, Quebec in Canada, Burke graduated in December 2013 with his MBA in Sport Management from Florida Atlantic University. He also holds a Bachelor of Commerce degree from McGill University.



## SCOTT LUCE

### DIRECTOR OF PLAYER PERSONNEL

Scott Luce enters his 14th season with the Panthers after joining the club's scouting staff on July 11, 2002. Luce has been responsible for the Panthers drafting notable players, including David Booth, Dmitry Kulikov, Erik Gudbranson and Jonathan Huberdeau.

Prior to joining the Panthers, Luce spent three years in Tampa Bay working as a full-time scout based out of Ontario. Before joining the Lightning, Luce worked for Ottawa during the 1998-99 season as a part-time scout in the Minnesota region. Prior to joining the Senators, the London, Ont., native spent five years as Vice

President of Sales for Branches Hockey Sticks. The son of Philadelphia Flyers Director of Player Development Don Luce, Scott graduated from the University of Guelph (Ontario) in 1992 with a degree in history.

Raised in Buffalo, N.Y., Luce played collegiate hockey at Colgate University and junior hockey with the Guelph Platers. Scott and his wife, Ann Marie, are the parents of two sons, Harrison and Griffin. The family resides in St. Thomas, Ont.





## BRYAN MCCABE

### MANAGER OF PLAYER DEVELOPMENT

Bryan McCabe enters his fourth season as the club's Manager of Player Development.

The former NHL All-star played in 1,135 NHL contests, with 528 points (145-383-528) and 1,732 PIMs. Over his career the defenseman competed for the New York Islanders (1995-98), Vancouver Canucks (1998-99), Chicago Blackhawks (1999-00), Toronto Maple Leafs (2000-08), Florida Panthers (2008-11) and New York Rangers (2011). McCabe has appeared in 56 playoff games with Toronto (2000-04) and New York Rangers (2011) registering 28 points (10-18-28) and 84 PIMs. As a member of the Florida Panthers, McCabe served as Captain and skated in his 1,000th NHL game during his tenure with Florida.

McCabe and his wife Roberta have two daughters Stevie and Jocelyn.

### DIRECTOR OF HOCKEY ANALYTICS

## BRIAN MACDONALD



Brian Macdonald enters his second season as the Panthers Director of Hockey Analytics. He previously spent six years as an assistant/associate professor in the Department of Mathematical Sciences at West Point. While at West Point, his research interests included using mathematics and statistics for the purposes of player evaluation and decision-making in sports, and especially in hockey.

He received a Bachelor of Science in Electrical Engineering from Lafayette College, Easton, PA, and a Master of Arts and a Ph.D. in Mathematics from Johns Hopkins University, Baltimore, MD



## ERIN GINNELL

### HEAD AMATEUR SCOUT

Erin Ginnell enters his 13th season as an amateur scout for Florida. Prior to working with the Panthers, he spent one year as a scout with the Colorado Avalanche and two seasons as a scout with the Columbus Blue Jackets. The Flin Fon, Man., native served as a player/coach for the Powell River Regals from 1998-2000, where he won two Allen Cups, before joining the Columbus staff.

As a collegiate player, Ginnell became the all-time scoring leader in the Alberta Collegiate Athletic Conference during his three years with Red Deer College, winning a national championship in 1994. He was a fourth-round selection of the Washington Capitals in the 1996 NHL Entry Draft.

Ginnell and his wife, Jay, have one son, Bradley. The family resides in Calgary, Alta.



## JASON BUKALA

### ASSISTANT HEAD AMATEUR SCOUT

Jason Bukala enters his fifth season with the Panthers as an amateur scout. Prior to working with Florida, he spent five years scouting for the Nashville Predators as a North American amateur scout.

Prior to his time in Nashville, Bukala was Director of Player Personnel for the Soo Greyhounds of the OHL.

Bukala and his wife, Michelle reside in London, Ont and have two sons, Kian and Kaden.

### AMATEUR SCOUT

## FRED BANDEL



Fred Bandel enters his ninth season as an amateur scout for the Panthers. He re-joined the Panthers scouting staff last season, after spending the previous three seasons on the scouting staff for the Toronto Maple Leafs. He also served as a part-time scout with Florida in 2003-04 and worked for the Montreal Canadiens for nine years.

The Montreal, Que., native holds more than 25 years of coaching experience at the elite and junior level in both Montreal and Minneapolis.

Bandel resides in Minnetonka, Minn.



## CRAIG DEMETRICK

### AMATEUR SCOUT

Craig Demetrick enters his ninth season with the Panthers as an amateur scout. Prior to joining the Panthers, he spent four seasons serving as a scout for the Calgary Flames. Demetrick also worked for NHL Central Scouting Service (1998-2003), as well as serving as a scout for Lethbridge (WHL).

Demetrick resides in Veron, B.C. with his wife, Sherry, and twins, Amy & Adian.

### AMATEUR SCOUT

## PAUL GALLAGHER



Paul Gallagher enters his 10th season with the Panthers as an amateur scout. Prior to working with Florida, he spent three years scouting for the St. Louis Blues. Gallagher also spent three years scouting for Powerplay International, as well as three seasons as the advance scout for the Rochester Americans (AHL).

Gallagher and his wife, Carol, make their home in Cole Harbour, N.S., and have two daughters, Jacqueline and Brittany, and one son, Blake.



FLORIDA PANTHERS

## BILLY RYAN

## AMATEUR SCOUT

Billy Ryan enters his first season as an Amateur Scout of the Florida Panthers. He previously was an Assistant Hockey Coach for Cushing Academy from 2012-2014.

He played four seasons for the University of Maine (2004-08) before playing professionally for the Philadelphia Phantoms (AHL, 2008-09), Wheeling Nailers (ECHL, 2008-10), Nottingham Panthers (EIHL, 2010-11), Lake Erie Monsters (AHL, 2011-12), South Carolina Stingrays (ECHL, 2011-12) and Hershey Bears (AHL, 2011-12).

Ryan was selected by the New York Rangers in the third round (80th overall) of the 2004 NHL Draft.

## PETER MAHOVLICH

## PROFESSIONAL SCOUT



Peter Mahovlich enters his sixth season with the Panthers as a professional scout.

Mahovlich, enjoyed a 16-year NHL career which spanned from 1965-81 and includes stints with the Detroit Red Wings, Pittsburgh Penguins, and Montreal Canadiens, with whom he won four Stanley Cup titles. For his career, Mahovlich notched 773 points (288-485-773) in 884 games and played in 88 Stanley Cup playoff games.

Following his retirement as a player, Mahovlich served as a scout for the Edmonton Oilers, Tampa Bay Lightning, and Atlanta Thrashers.

The Timmins, Ont., native is also a member of the Canadian Sports Hall of Fame.



## PROFESSIONAL SCOUT

## JIM MCKENZIE

Jim McKenzie enters his second season as a professional scout with the Florida Panthers. Prior to working with the Panthers, he spent two seasons coaching the USHL Muskegon Lumberjacks as an assistant coach (2010-11) and a Head Coach (2012-2013).

McKenzie played more than 900 NHL games, collecting 100 points (48g, 52a) and 1,739 penalty minutes in 880 regular season games. The 6-foot-4 left winger also appeared in 51 playoff games and was a member of the 2003 Stanley Cup champion New Jersey Devils.

McKenzie was selected by the Hartford Whalers in the fourth round (73rd overall) of the 1989 NHL Entry Draft. He made his NHL debut with the Whalers during the 1989-90 season and went on to play for eight other organizations during his NHL career. He retired after spending the 2003-04 season with the Nashville Predators.

Following his playing career, McKenzie stayed close to the game, holding a coaching position with the TPH Thunder hockey club. He also has experience working with the National Hockey League Players Association (NHLPA).



## AL TUER

## PROFESSIONAL SCOUT

Al Tuer enters his sixth season with the Panthers as a professional scout.

Drafted by the Los Angeles Kings in the ninth round (186th overall) of the 1981 NHL Entry Draft, Tuer played 10 seasons as a pro, registering 2,464 PIM in 630 games.

Following his career as a player, Tuer served as head coach and General Manager of the Moose Jaw Warriors (WHL) before taking an amateur scouting position with the NHL's Central Scouting Bureau. From 2001-2010, Tuer served as an amateur scout with the Calgary Flames.


## KENT NILSSON

## EUROPEAN SCOUT

Kent Nilsson enters his sixth season with the Panthers as an European scout.

Nilsson, had a professional hockey career that spanned from 1973-1998. During his nine-year NHL career, Nilsson played in 553 games, registering 686 points (264-422-686). A two-time NHL All-Star in 1980 and 1981, Nilsson was also a member of the 1986-87 Edmonton Oilers club that won the Stanley Cup. The husband of LPGA golfer Helen Alfredsson, Nilson was inducted into the International Ice Hockey Federation's (IIHF) Hall of Fame in 1996.

Most recently, Nilsson served as a scout with the Edmonton Oilers.



## EUROPEAN SCOUT

## JARI KEKALAINEN

Jari Kekalainen enters his 14th season with the Panthers as the club's European scout.

As a player, Kekalainen skated with Kuopio in the Finnish Junior League from 1988-91 before playing one year for Tampere. The Kekalainen family is well respected around the National Hockey League. Kekalainen has two brothers working in the NHL, Jarmo and Janne.

Kekalainen resides in Helsinki, Finland.



## DAVE ZENOBI

### HEAD ATHLETIC TRAINER

Dave Zenobi enters his 10th season with the Florida Panthers after joining the team in October 2006. He joined the team as assistant athletic trainer, but assumed the head athletic training duties mid-way through the 2007-08 season.

Before joining the Panthers, Zenobi spent five years as the head athletic trainer with the San Jose Sharks AHL affiliate, the Cleveland Barons. Prior to the Barons, Zenobi got his start in hockey by spending seven seasons as the head athletic trainer for the Cleveland Lumberjacks of the IHL.

Zenobi graduated in 1990 from Mount Union College in Alliance, Ohio where he played football for the most successful NCAA Division-III football program. He graduated from the University of Massachusetts in 1992 with a Masters degree in Exercise Science. Zenobi began his professional career by spending two years at the Cleveland Clinic working in the Physical Therapy Department.

Zenobi and his wife Dawn live in Parkland with their two sons Domenic and Joey.

## TOMMY ALVA

### ASSISTANT ATHLETIC TRAINER



Tommy Alva enters his fifth season as the Florida Panthers assistant athletic trainer.

Prior to joining the Panthers Alva spent three seasons as the Atlanta Thrashers head athletic trainer. In this role, he was responsible for the assessment, treatment and rehabilitation of player injuries and assisted with the overall medical and training programs of the organization. Alva served as the head athletic trainer for the Norfolk Admirals of the American Hockey League during the 2007-08 season and spent the previous four years as assistant athletic trainer for the Dallas Stars from 2003-2007.

Prior to his role with the Stars, he spent one season as the head athletic trainer for the Barcelona Dragons of NFL Europe in 2000 and worked as the head athletic trainer for the Dallas Burn of Major League Soccer for four seasons from 1996-2000.

A native of Dallas, Texas, Alva earned his Bachelors and Masters degrees from Henderson State University in Arkansas, while a pitcher for the Reddie baseball team. He is also a certified member of the National Athletic Trainers Association and the Professional Hockey Athletic Trainers Society, as well as, a certified correction exercise specialist through the National Academy of Sports Medicine.

He and his wife, Stephanie, have a son, Kaleb.



**FLORIDA PANTHERS**

## STEVE SQUIER

### MASSAGE THERAPIST

Steve Squier enters his first season as the massage therapist of the Florida Panthers.

Prior to joining the Panthers, Squier spent six years at the massage therapist for the Rochester Americans (AHL). He also spent six months as the massage therapist with the Minnesota Twins (MLB). Squier joined the Panthers in July of 2015.





## CHRIS SCOPPETTO

### HEAD EQUIPMENT MANAGER

Chris Scoppetto enters his eighth season at the club's head equipment manager.

Prior to joining the Panthers, Scoppetto spent three seasons with the Detroit Red Wings serving as the team's assistant equipment manager, earning a Stanley Cup ring with the Wings in 2007-08. The Hamden, CT native spent six seasons on the equipment staff of the Nashville Predators and two seasons with the Phoenix Coyotes.

Scoppetto attended Arizona State University and graduated with a degree in exercise science. He and his wife, Trekka, reside in Parkland with their two children Brekken and Lokklen.

## CHRIS MOODY

### EQUIPMENT MANAGER

Chris Moody enters his 11th season with the organization.

He began his career with the Colorado Avalanche in 1997, serving as the Avalanche's assistant equipment manager for three years. Moody joined the Nashville Predators in 1999 where he spent four seasons working in a similar role. Moody has been a member of the Athletic Equipment Managers Association (AEMA) since 2003.

Moody is originally from Winnipeg, Canada, but lives in South Florida now where he spends the summer.

Moody and his wife Dana reside in Coral Springs with their son Mason and daughter Morgan.



FLORIDA PANTHERS

## DAKOTA KING

### EQUIPMENT ASSISTANT

Dakota King enters his first season as the Florida Panthers equipment assistant.

King recently completed his second year as the head equipment manager for the Gladiators, after spending eight seasons as a locker room assistant. He also served as the assistant clubhouse manager for the Gwinnett Braves and was the head equipment manager for the Georgia Force of the Arena Football League in 2012.




### **JOHN URIBE, M.D. – MEDICAL DIRECTOR**

Orthopedic Surgeon – UHZ Sports Medicine Institute

John Uribe, M.D., is a dual Board-certified orthopedic surgeon at Doctors Hospital, specializing in sports medicine, arthroscopic surgery and minimally invasive surgical procedures for degenerative conditions of the knee, shoulder and elbow. Dr. Uribe is the team physician for the Florida Panthers hockey team and the Miami Dolphins football team. He is the chairman of the Department of Orthopedics for Florida International University's Herbert Wertheim College of Medicine and is a founding member of the UHZ Sports Medicine Institute.

Prior to this, Dr. Uribe was a lieutenant colonel in the U.S. Army and served as chief of orthopedics at Tripler Army Medical Center in Honolulu. His research interests include minimally invasive resurfacing techniques of the knee and shoulder, as well as ligament and tendon restoration. A member of multiple professional organizations and societies, he is well-published and lectures extensively in the U.S. and abroad.



### **THOMAS SAN GIOVANNI, M.D.**

Orthopedic Surgeon – UHZ Sports Medicine Institute

Thomas San Giovanni, M.D., is a Board-certified orthopedic surgeon specializing in conditions of the foot and ankle. He earned a Bachelor of Science degree from Boston College and received the Scholar of the College award from the school of arts and sciences. He earned his medical degree from George Washington University in Washington, D.C. He subsequently completed an orthopedic surgical residency at the University of Miami, and two fellowships at Harvard Medical School – in foot and ankle surgery and pediatric orthopedic surgery. He also completed a Robert Wood Johnson Research Fellowship at Columbia University's College of Physicians and Surgeons in New York City.

Dr. San Giovanni is a professor at Florida International University's Herbert Wertheim College of Medicine. At the University of Miami Miller School of Medicine he is a voluntary faculty member in the Department of Orthopedics and Rehabilitation and a voluntary associate professor in the Department of Exercise and Sport Sciences.

Dr. San Giovanni is the orthopedic surgeon for the Miami City Ballet. He also serves as a foot and ankle consultant for several professional and collegiate sports teams, such as the Florida Panthers, Tampa Bay Buccaneers, University of Miami, Florida International University and Miami-Dade County Public Schools. He lectures internationally and has been chosen every year since 2005 as one of the "Best Doctors in America." In 2012, U.S. News and World Report selected him as one of the country's "Top Doctors."




### **GAUTAM P. YAGNIK, M.D.**

Orthopedic Surgeon - UHZ Sports Medicine Institute

Gautam Yagnik, M.D., is a Board-certified, fellowship-trained orthopedic surgeon specializing in sports medicine and arthroscopic surgery of the shoulder, elbow and knee. He is a team physician for the Florida Panthers hockey team and the Miami Dolphins football team. He is also medical director for the Escape to Miami, 13.1 Miami Beach and 13.1 Fort Lauderdale marathons. He has served as assistant team physician for the University of Miami and Florida International University football teams, and has provided orthopedic coverage for the BCS National Championship Game, Orange Bowl, Miami Open Tennis and NCAA Men's Basketball Tournament.

Dr. Yagnik earned his undergraduate degree at Duke University, graduating magna cum laude and Phi Beta Kappa. He attended medical school at the University of Pittsburgh, where he graduated at the top of his class and was elected to the Alpha Omega Alpha Honor Medical Society. During medical school he performed surgical research that yielded two prestigious grants from the Howard Hughes Medical Institute. Dr. Yagnik completed his residency in orthopedic surgery at the University of Pennsylvania. There he was elected administrative chief resident and was given the Willard Award for the most outstanding resident. He completed his sports medicine fellowship at UHZ Sports Medicine Institute.



### HOWARD BUSH, M.D., F.A.C.C.

Internist

Howard Bush has worked with the Florida Panthers since their inception in 1993 where he attended the first training camp under the direction of Coach Roger Neilson. He is an Interventional Cardiologist and Interim Chairman of the Robert and Suzanne Tomsich Department of Cardiology at Cleveland Clinic Florida. Cleveland Clinic Florida is a multi-specialty, academic medical center that integrates clinical and hospital care with research and education. Cleveland Clinic Florida has over 240 physicians with expertise in over 35 specialties. Dr. Bush has been with the group since 1990 and his clinical interests include invasive and interventional cardiology, risk factor management, and coronary artery disease.

Dr. Bush is Board-Certified in cardiovascular diseases, internal medicine, and interventional cardiology. He and his wife Eva (DDS) have three children Aaron (MD), Leah, and Elana.




### DAVID N. WESTERDAHL, M.D.

Internist

David N. Westerdahl, MD, is a Staff Physician in the Department of Orthopaedic Surgery and Section of Sports Health at Cleveland Clinic Florida; he has been with the Clinic since 2004. He is the Director of Medical Sports Health within the Orthopaedic & Rheumatologic Center at Cleveland Clinic Florida. Dr. Westerdahl completed his Doctor of Medicine degree at Loma Linda University in 2000. After finishing his residency in Family Medicine at Florida Hospital in Orlando, he served a Primary Care Sports Medicine Fellowship in the Department of Orthopaedic Surgery and Section of Sports Health at Cleveland Clinic's main campus in Cleveland, Ohio.

With a background in primary care and sports medicine, Dr. Westerdahl manages a wide range of non-operative orthopedic and sports medicine injuries. He is the Director of Sports Medicine for the USTA Player Development Center in Boca Raton, Florida. He served as the Director for Sports Medicine at Florida Atlantic University. His specialty interests include sports injuries, medical orthopedics, exercise-related medical conditions, musculoskeletal ultrasound, and concussions. In his spare time, Dr. Westerdahl enjoys spending time with his family and participating in multisport events.



### MARTIN ROBINS, D.D.S.

Dentist

Martin Robins, D.D.S., has been the official team dentist of the Panthers since the teams inception in 1993. He has operated a private dental practice in Coral Springs for more than 20 years, and recently opened "Robins Dental Associates" in Boca Raton. While practicing all phases of dentistry, Dr. Robins specializes in cosmetic and reconstructive dentistry, utilizing the latest in laser, implant, and digital technology. A graduate of the N.Y.U. School of Dentistry, Dr. Robins earned his undergraduate degree at Union College in Schenectady, NY. After earning his degree in dentistry, he went on to complete a General Practice Dental Residency at Booth Memorial Medical Center in New York. He is a charter member and past president of the NHL Team Dentist Association. For further information, visit [robinsdental.com](http://robinsdental.com) or call 561-482-7200.



### **NICHOLAS RUGGIERO, D.C.**

Chiropractor

Nicholas Ruggiero, D.C., enters his ninth season as the Panthers' official chiropractor. He began his education at the University of Miami and completed his B.S. in human biology and doctorate in chiropractic medicine at Cleveland Chiropractic College in Los Angeles in 1988, graduating Magna Cum Laude. In 1989, he was certified in physical therapy by the National Board of Chiropractic Examiners. Dr. Ruggiero received certification in manipulation under anesthesia in 1992 and he is also certified in Active Release Technique in full spine and upper extremity and lower extremity. For more information visit [drnicholasruggiero.com](http://drnicholasruggiero.com)



### **CORY LESSNER, M.D.**

Laser Vision Specialist – Millennium Laser Eye Centers

With over 25,000 successful corneal refractive procedures to his credit, Dr. Lessner, a board-certified ophthalmologist, is considered to be one of the most skilled surgeons in his discipline; His practice has been exclusive to laser correction surgery and LASIK for the past 20 years. Dr. Lessner prides himself on staying ahead of the curve on the newest techniques and latest equipment available in the industry. He has also pioneered novel surgical refinement techniques for the improvement of the LASIK Procedure and has shared them with other physicians throughout the world.

Dr. Lessner is the Medical Director and CEO of Millennium Laser Eye Centers and the President of SightTrust Eye Institute, both located in Sunrise, Florida. Certified by the American Board of Ophthalmology, Dr. Lessner's goal is to provide an unmatched level of professionalism, medical care and service to every patient he sees. He is also the official LASIK provider to the Marlins, Dolphins, and Heat.



### **GREGORY ALBERT, M.D.**

Plastic Surgeon

Dr. Gregory Albert has been the official Plastic Surgeon of the Florida Panthers for eight consecutive seasons. Behind the scenes, Dr. Albert works hard to get your Florida Panthers back out on the ice. His impeccable credentials, both academic as well as surgical, have allowed him to become one of South Florida's leading Board-certified plastic surgeons.

Dr. Albert is well known for treating unwanted breast tissue in men, a condition called Gynecomastia. His cutting edge minimal incision armlift procedure has been featured on ABC, CBS, and NBC News. Dr. Albert's practice is also distinguished by its advanced use of the Active F/X fractional laser which takes years off your face. His perfecting of laser technologies, as well as his reputation for his midface cheek lifts has garnered the interest of major media outlets. Dr. Albert is located at 6290 Linton Blvd., Suite 203 Delray Beach 561-495-2700.



## **FRANK CONIDI D.O., M.S.**

### **Neurologist**

Dr. Conidi is a graduate of Boston University, Boston University School of Medicine and Nova/Southeastern University College of Medicine. He completed his internship at Tuft's University's St. Elizabeth's Medical Center, his residency at Boston University School of Medicine's Boston City and University Hospitals, and received additional training in headache through the Harvard affiliated Massachusetts General and Brigham and Women's Hospitals.

He is currently the Director of the Florida Center for Headache and Sports Neurology, which specializes in the treatment of Sports Concussion, Headache and Sports Related neurological disorders. He joined the Panthers in 2008 and has served as a consulting neurologist for the, USTA, NY Mets and St. Lucie Cardinals (major and minor league teams). Dr. Conidi holds an academic appointment as Assistant Clinical Professor of Neurology at Florida State University School of Medicine. He is a member of the American Academy of Neurology Sports Neurology Executive Committee and Concussion committee, and is a co-author of the American Academy of Neurology Concussion Guidelines. Dr. Conidi is also a consult for the FDA's Diagnostic and Radiological Device Division and is Chairman of The Seeing Stars Foundation, a charity dedicated to research and education on sports related concussion and sports related neurological injury. He can be reached at 1-877-648-4762 or visit him on the web at [fxneuro.org](http://fxneuro.org).



### **CLEVELAND CLINIC FLORIDA** Medical Team Partner

Cleveland Clinic Florida, located in Weston, West Palm Beach, Palm Beach Gardens and Parkland, is a not-for-profit, multi-specialty, academic medical center that integrates clinical and hospital care with research and education. Cleveland Clinic Florida has 230 physicians with expertise in 35 specialties. The medical campus is fully integrated and includes diagnostic centers, outpatient surgery and a 24-hour emergency department located in the state-of-the-art hospital. For more information visit <http://my.clevelandclinic.org/florida>



### **DOCTORS HOSPITAL** Sports Medicine Provider

Since 1949, Doctors Hospital has been serving the people of Coral Gables. Its name comes from the founding physicians who saw a need for a first-class healthcare center. The 281-bed facility has a tradition of excellence, with an outstanding reputation for its services in orthopedics, general surgery, neurosurgery, gynecology, gynecologic oncology, emergency and general medical care. Doctors Hospital's Center for Orthopedics and Sports Medicine serves professional and amateur athletes from around the world. Doctors Hospital has been a leader in neurological care, serving thousands of patients from the United States and abroad. In 1993, the hospital developed Florida's first Gamma Knife program, treating brain conditions without surgery.





## RICHARD ADLER

### EXECUTIVE VICE PRESIDENT

Richard Adler enters his first full season as Executive Vice President of the Florida Panthers. Adler has over 30 years of executive level experience in both sports and entertainment. He served as Feld Entertainment's Regional Vice President of Sales & Marketing for over 16 years, overseeing events and marketing strategies for their family shows, music division and theater division.

Adler was co-owner and President of the Atlanta Knights and President of the Houston Aeros of the International Hockey League. During his tenure as President, each team won a Turner Cup Championship.

While living in Houston, Adler founded The Adler Group, LLC Texas, a consulting firm that develops sales and marketing strategies for various companies. He also launched new mobile marketing initiatives for Sinclair Broadcasting Group, Clear Channel TV, Post Newsweek and Meredith Broadcasting. Based in Miami, Mr. Adler is the founder of IDEAS Energy Services, LLC and was a Managing Director of DISTINCT Capital Partners.

## CHARLIE TURANO

### EXECUTIVE VICE PRESIDENT

Charlie Turano enters his first full season as Executive Vice President of sponsorship of the Florida Panthers. Most recognized as the Co-Founder of Genesco Sports Enterprises in 1994, before selling his stake in 2005, Charlie Turano along with partner John Tatum grew their two-man corporate consulting shop into an industry powerhouse, whose blue chip client roster included Coors, Frito-Lay, MasterCard, Motorola, Pepsi and RadioShack.



Prior to Genesco, Turano started his sports career in the innovative environment of the Dallas Cowboys in 1990. Currently, Turano serves as a Director of Heritage Werks, is a partner at Lombardo Custom Apparel and owns a string of Jimmy John's sandwich shops. Turano was most recently Executive Vice President at Premier Partnerships and served as a member of the Dallas Stars Ownership



## JIM WILLITS

### EXECUTIVE VICE PRESIDENT

Jim Willits enters his first full season as Executive Vice President of Sales for the Florida Panthers. Willits spent eight and a half years with Philadelphia Flyers, starting as the team's director of sales, before being promoted to vice president of sales. While working with the Flyers, the club set multiple franchise records for overall attendance (2009-2012) and single-game attendance records during the Stanley Cup Finals (2010). Philadelphia also ranked first in the National Hockey League among U.S.-based teams in paid tickets during the 2009-2010 season. More than 5.6 million fans attended Flyers games during Willits' tenure with the club.

Willits spent two seasons working in Major League Baseball, with the Cleveland Indians (2002-2004), serving as the team's director of ticket sales. Prior to working in Cleveland, Willits spent six years with the Phoenix Coyotes (1996-2002), rising from an account executive to director of ticket sales.

Most recently, Willits served as vice president of sales for Pointstreak Sports Technologies, from July 2014 to February 2015. Pointstreak Sports Technologies Inc., is a Toronto based company that develops sports-related software, including 50/50 raffle technology, which is increasingly used at sports facilities across North America.



## AMY PERRY

## CHIEF FINANCIAL OFFICER

Amy Perry enters her first full season as Chief Financial Officer for the Florida Panthers.

Perry joined the Florida Panthers in September 2014 as the club's Director of Corporate Accounting/Controller after spending 17 years working in the accounting department at Cross Country Healthcare.

While at Cross Country Healthcare, Perry worked on the company's Initial Public Offering (IPO) and served as Controller of its largest subsidiary Cross Country Staffing, located in Boca Raton. After serving as Controller, Perry was promoted to Director of Corporate Accounting for Cross Country Staffing, where she worked on due diligence for three mergers, while overseeing the accounting and AP departments. Perry started her career as a staff accountant with TravCorps in Boston in 1998.

Perry graduated from Northeastern University in Boston, Massachusetts, with a Bachelor of Science in Accounting.

## MATTHEW CALDWELL

## CHIEF OPERATING OFFICER

After joining the Panthers in 2013, Matthew Caldwell enters his second full season as Chief Operating Officer of the Florida Panthers.

Matthew Caldwell served as a Military Officer in the United States Army for five years (2002-07) in Germany with deployments to both Iraq and Kosovo. After serving in the U.S. Army, he worked in financial services at Goldman Sachs where he became a Vice President in their Investment Management Division. He is currently a Managing Director at Virtu Management LLC where he works primarily as the Chief Operating Officer of the Florida Panthers and as Board Member of Eastern Airlines.



Matt earned his Bachelor of Science from the United States Military Academy at West Point and his JD/MBA from Northwestern University School of Law and the Kellogg School of Management.



## J.B. SPISSO

### EXECUTIVE DIRECTOR, LEADERSHIP AND CULTURAL DEVELOPMENT

J.B. has 30 years of military, leadership and management experience, including 10 years in Special Operations in the elite 75th Ranger Regiment. He retired after 26 years of military service at the prominent rank of Sergeant Major, the highest and most respected Non-Commissioned Officer position in the military. He has extensive experience as a leader, trainer and educator, including experience as a Drill Instructor, U.S. Army Officer Candidate School Instructor, Company Tactical NCO and Senior Enlisted Advisor - Department of Military Instruction at West Point, First Sergeant of the U.S. Military Academy Preparatory School and Officer Candidate School (OCS), and the Sergeant Major of the Advanced Combat Training Team, Task Force Phoenix

VII.

J.B. attended numerous leadership and special operations courses throughout his military career including Ranger School, Airborne, HALO, Static Line and HALO Jumpmaster. J.B.'s military education includes all the Non-Commissioned Officer courses including the First Sergeants Academy, and the Sergeants Major Academy. J.B. holds a Bachelor's of Science Degree in Organizational Management & Leadership from Nyack College.

Since 2005, J.B. was responsible for the team building and leadership training for several NHL clubs including playing a significant role in motivating the Pittsburgh Penguins in winning a Stanley Cup. J.B. regularly works with collegiate teams as well as successful businesses. J.B. is well known throughout the military, sports world and civilian community for his ability to inspire and motivate with a passion that speaks louder than words.

In keeping with the focus on leadership and personal and team development, the organization has hired J.B. Spisso to serve as the "Panther Sergeant Major." In this role J.B. will ensure the policies of health, welfare, morale, performance, training, appearance and conduct are being maintained to standard. J.B. will also continue to mentor our players in leadership and be an open resource for development in this area.



## ADELYN BIEDENBACH

### DIRECTOR, DIGITAL MEDIA

Adelyn Biedenbach enters her third season with the Florida Panthers after joining the organization in September 2013. Her responsibilities include overseeing Digital Content on FloridaPanthers.com and the team's various social media and digital platforms as well as assisting with media relations and PR tasks.

Prior to joining the Panthers, Adelyn obtained a M.S. in New Media Management at the S.I. Newhouse School of Public Communications at Syracuse University and worked as a student teaching assistant and HootSuite social campus ambassador there.

A native of Pittsburgh, PA, She also spent time interning the New Media Department of the Pittsburgh Penguins and graduated from Point Park University in 2012 with a B.A. In Journalism.

## MIKE LEWIS

### COMMUNICATIONS ASSOCIATE



Mike Lewis enters his fourth season with the Florida Panthers and his second as Communications Associate. His responsibilities include website content, including written articles, press releases and podcasts, while helping coordinate media relations activities and requests, generating the team's game notes, media guide content and providing daily hockey information.

Lewis spent time as an intern in the Communications department for the Panthers and became the department's first Media Relations Assistant during the 2012-13 season. Lewis was previously involved in the team's Youth Hockey and Grassroots Marketing department, assisting in facilitation of the Panthers Street Cats hockey clinics in the South Florida community as well as outreach in the Bahamas.

A native of Coral Springs, FL, Lewis graduated from Florida Gulf Coast University in 2012 with a B.A. in Communication and a Minor in Creative Writing.



## CHRISSY PARENTE

### DIGITAL & SOCIAL MEDIA ASSISTANT

Chrissy Parente enters her first season as Digital and Social Media Assistant with the Florida Panthers following three seasons with the team working as a communications assistant and public relations intern. Her responsibilities include producing the team media guide, credential requests, assisting with digital content creation for the website and social media and helping with media relations tasks for the team.

A native of Boca Raton, FL, Parente graduated from Florida Atlantic University in 2015 with a B.A. in Multimedia Journalism.



## STEVE GOLDSTEIN

### FOX SPORTS FLORIDA TELEVISION PLAY-BY-PLAY

Steve "Goldie" Goldstein is a sports broadcasting veteran and trusted voice in South Florida.

Goldstein is the longtime hockey voice of the NHL's Florida Panthers. He is in his 8th season as television play-by-play announcer on Fox Sports Florida. He spent two years as the Panthers radio play-by-play man and has been with the team since 1997 as a radio and TV host. In addition, Steve anchors sports for CBS-TV Miami and provides expert commentary on CBS This Morning.

Goldie also hosts morning drive radio on WINZ 940am in Miami. He's hosted various other shows in South Florida for the past 20 years, including Miami Dolphins radio network host, pregame and postgame and Miami Hurricanes football.

Goldie has extensive national experience, working 4 Olympics for CBS Radio/Westwood One, most recently serving as the play-by-play voice of USA hockey at the 2014 Sochi Winter games and at the 2010 games in Vancouver. He was the hockey studio host and reporter in Nagano in 1998 and producer at the 1994 games at Lillehammer. Steve also has hosted NFL shows and covered Super Bowl for Westwood One radio network.

He began his career calling Syracuse basketball, football and Lacrosse before moving onto CBS Radio Network in New York and reporting for WFAN radio.

Steve graduated from Syracuse University's S.I. Newhouse School of Public Communications with a degree in Broadcast Journalism. He resides in Weston with wife Dana and boys Jake, 12 and Kyle, 10.

## DENIS POTVIN

### FOX SPORTS FLORIDA TELEVISION COLOR ANALYST

Denis Potvin returns to the Florida Panthers broadcast booth for the 2014-2015 season as the team's color analyst. He previously served as the team's color commentator for Florida's first 16 seasons in the National Hockey League.

The cornerstone of the New York Islanders' four Stanley Cup championship teams in the early 1980's, Potvin retired in 1988 as the National Hockey League's leader in goals and points by a defenseman and is a three-time winner of the James Norris Memorial Trophy (Top Defenseman). After a stellar career on and off the ice, Potvin was inducted into the Hockey Hall of Fame and Ottawa Sports Hall of Fame in 1991.

Potvin got his start in sports broadcasting in 1989 with SportsChannel New York covering NHL games. He spent the last four years working as the color commentator for Ottawa Senators broadcasts on Rogers Sportsnet.

Potvin and his wife, Valerie, are the proud parents of their three grown children, Madeleine, Annabelle and Christian.



## RANDY MOLLER

### FOX SPORTS FLORIDA TELEVISION ANALYST

Former Panthers defenseman Randy Moller enters his first season as FOX Sports Florida's television analyst. He previously served as the team's radio play-by-play broadcaster. Moller was voted as South Florida's best sports radio play-by-play broadcaster in an online poll conducted by the Miami Herald in 2010, due to his insightful and entertaining broadcasts.

Moller has been a member of the Cats' broadcast team for the last 17 years, serving in a variety of capacities, including as the club's radio analyst and television host, providing Panthers fans with enthusiastic and colorful broadcasts.

In addition to his on-air duties, Moller has been part of the team's front office staff since 2002, where he currently serves as the club's Vice President of Broadcasting & Panthers Alumni.

A native of Red Deer, Alta, Moller, played 13 seasons in the NHL with Florida, Quebec, the New York Rangers and Buffalo recording 45 goals, 180 assists and 1,692 penalty minutes in 815 games.

Moller also serves as president of the Panthers Alumni Association. He and his wife, Cathy, live in Boca Raton with their sons, Jonathan





## CRAIG MINERVINI

## FOX SPORTS FLORIDA PANTHERS HOST

Craig Minervini returns as the Florida Panthers Television Host for the 2015-16 season. He previously was the television pre/post game host for Florida Panthers games on FS Florida from 2003-2012.

Minervini spent 14 seasons as pre/postgame host and in-game reporter for Marlins games on FOX Sports Florida, garnering his first Emmy Award in 2013. He has handled play-by-play for select Marlins games on TV/radio as well.

In 2010, Craig was the national play-by-play voice for the United Football League (UFL) games on Versus.

Before joining FOX Sports Florida, Minervini spent seven years with WTVJ-NBC 6 in Miami as a sports anchor/reporter. He anchored sports on WNBC-TV (NY) in 2004.

Minervini's extensive television broadcasting experience includes a wide variety of assignments such as play-by-play voice for NBC Sports (Notre Dame football), CBS Sports Spectacular, ESPN college football, baseball and Roller Hockey International events, Major League Soccer, XFL Football, boxing and mixed martial arts' events.

Minervini's latest Hollywood stint includes a special appearance in Kevin James' blockbuster movie "Here Comes the Boom". Early in his career, his first entrance on the national stage came as a TV broadcaster for World Wrestling Federation (WWF) events, as "Craig DeGeorge".

Minervini earned a broadcast journalism degree from Syracuse University where he called Orange football, basketball, lacrosse and soccer while handling AAA Syracuse Chiefs baseball.

A native of Huntington, Long Island (NY), Minervini has two sons, Chase and Maxwell, and a daughter, Spencer.

## DOUG PLAGENS

## 560 WQAM RADIO PLAY-BY-PLAY


Doug Plagens is in his first season as the radio play-by-play broadcaster for the Florida Panthers. Plagens, 30, brings over 500 games of professional hockey broadcasting experience at the American Hockey League and ECHL levels to South Florida.

Plagens spent the last four years in Cleveland as the radio and television play-by-play voice of the AHL's Lake Erie Monsters and the Arena Football League's Cleveland Gladiators. During his time in Cleveland, Plagens served on the SiriusXM NHL Network Radio broadcast of the 2015 AHL All-Star Game in Utica, New York.

Previously, Plagens spent time as the radio and television play-by-play voice of the ECHL's Idaho Steelheads in Boise, Idaho. With the Steelheads, he was recognized as the ECHL's "Broadcaster of the Year" for the 2009-10 season, and was selected as part of the national television broadcast of the 2010 ECHL All-Star Game in Ontario, California. While in Idaho, Plagens also hosted a nightly sports talk radio show on Boise's ESPN Radio affiliate, KTIK 1350 "The Ticket", and freelanced as a sports anchor/reporter/producer at KBOI-TV (CBS).

Plagens' broadcasting experience also includes time as a television sports anchor and reporter at WKBN (CBS), WYFX (FOX), and WYTV (ABC) in Youngstown, Ohio.

Plagens holds a Master's Degree in Broadcast Journalism from Syracuse University, and a Bachelor's in Communication from Lake Forest College (IL). He currently resides in Sunrise, Florida.









16

## ALEKSANDER BARKOV

(AELEK-saander BAHK-kov)

ALEKSANDER  
BARKOV

CENTER • 16

SHOOTS: LEFT


HEIGHT: 6'3" WEIGHT: 211

BORN: SEPT. 2, 1995

BIRTHPLACE: TAMPERE, FINLAND

**DRAFTED:** 2013- 1st Round

(2nd Overall) by Florida Panthers

**HOW ACQUIRED:** Florida's first selection  
(2nd overall) in the 2013 NHL Draft.

**2014-15:** Completed second NHL season, second with Florida...Recorded first career multi-goal game (2G), March 28 at MTL...Recorded two assists and set a new career-high with his 17th assist Mar. 26 at TOR... Set new career-high in points (25), with a goal March 17 vs. MTL...Scored game-winning goal March 12 vs. WPG...Notched his tenth goal of the season March 1 vs. TBL...Recorded his ninth goal of the year to pass his career-high in goals (8, 2013-14) Feb. 21 vs. OTT...Recorded a goal Feb. 5 vs. LAK...Recorded a goal Feb. 2 at NYR...Recorded points in two consecutive games (1-1—2) Jan. 27-29... Had three-point game (1-2—3) Jan. 27 vs. DET...Recorded points in three consecutive games Jan. 13 - 17...Scored game-winning goal Jan. 8 at VAN...Recorded points in back-to-back games (0-2—2) Dec. 31 - Jan. 2...Recorded an assist and the shootout winner Dec. 22 vs. PIT...Returned after missing two games (lower body injury) Nov. 6 at PHI...Recorded his first goal of the season and three shots Oct. 21 at COL.

**2013-14:** Completed first NHL season, first with Florida...Missed final 23 games of season (lower body injury)...Selected to play for Team Finland at the 2014 Winter Olympics...Had career high six-game point streak (1-6-7: Dec. 23-Jan. 6)...Scored goal Dec. 19 at OTT...Recorded a pair of assists Dec. 17 at TOR...Netted a goal Nov. 10 vs. NYR...Scored a goal Oct. 19 vs. MIN...Posted a NHL career high three points, including first career game-winner (1-2-3) Oct. 11 vs. PIT...Picked up his first NHL assist Oct. 8 at PHI...Recorded first NHL goal in first NHL game on 15:34 TOI Oct. 3 at DAL becoming the youngest player to score a goal in the NHL in 70 years.

**2012-13:** Completed second season in SM-Liiga, second with Tappara Tampere, serving as the team's second-leading scorer...Finished the season playing 53 games with 48 points (21-27-48) with a plus-18 rating and eight PIMs...Helped Tappara finish in second place and reach the SM-Liiga playoff finals. Played in five Playoff games for Tappara...Recorded five points (0-5-5) with a plus-three rating and two PIMs...Suffered a season-ending shoulder injury early in Game 5 of the quarterfinal against HIFK.

**2011-12:** Completed first SM-Liiga season, first with Tappara Tampere at just 16-years-old...Played in 32 games, registering 16 points (7-9-16) with a plus-18 rating and eight PIM...Barkov averaged 13:32 minutes of ice time.

**2010-11:** Played in 25 games for Tappara's U-20 team as a 15-year-old and represented Finland in international competition at the U-17 and U-16 levels...Scored five goals and 12 assists with six penalty minutes in the U-20 SM-Liiga...Scored 10 goals with eight assists in 13 games for Tappara's U-18 team. Led Tappara to the U-16 playoff finals, scoring seven goals with 17 assists in 10 games...Helped Tappara capture a silver medal in the Jr. C SM sarja league.

**International:** 2014: Represented Team Finland at the 2014 Olympics in Sochi, Russia...Skated for Finland at 2013 U-20 World Junior Championship, playing in six games, scoring three goals with four assists and was plus-two with six PIM.

**ETC:** In 2014-15 led all Finnish NHLers in goals (16)...First NHL goal made him the youngest NHL player to score a goal since 1943 (Don

# 16

# ALEKSANDER BARKOV

(AELEK-saander BAHK-kov)

Raleigh)...Won Bronze Medal with Florida teammate Jussi Jokinen at 2014 Sochi Winter Olympic Games... Highest ranked European Draft choice in Florida franchise history...Became youngest Finnish player (16 years, 4 months) to score a goal at WJC (2012)...Speaks Finnish, Russian and English...Father Alexander Barkov played professional hockey for Moscow Spartak (RUS), Courmaosta HC (Italy) and finished his career in Finland playing ten seasons for Tappara Tampere (FIN). Sasha made his professional debut for Tappara in 2011-12...Barkov's mother Olga played basketball for the Russian National Team...Shares a birthday with Panthers Head Coach Gerard Gallant (Sep. 2).

## MILESTONES

FIRST NHL GAME: 10/3/13 at Dallas

FIRST NHL GOAL/POINT: 10/3/13 at Dallas

FIRST NHL ASSIST: 10/8/13 at Philadelphia

MOST GOALS, GAME: 1 (8 times) MR: 1/14/14 vs. NY Islanders

MOST ASSISTS, GAME: 2 (3 times) MR: 1/4/14 vs. Nashville

MOST POINTS, GAME: 3, 10/11/13 vs. Pittsburgh

MOST PENALTY MINUTES, GAME: 2 (5 times) MR: 2/7/14 at Carolina

## BARKOV vs. NHL

TEAM.....GP..G...A..PTS..PIM

Anaheim	3	1	0	1	0
Arizona	2	0	0	0	2
Boston	5	1	0	1	2
Buffalo	6	0	2	2	2
Calgary	2	0	0	0	0
Carolina	5	1	1	2	2
Chicago	4	0	2	2	0
Colorado	3	2	0	2	0
Columbus	3	0	1	1	0
Dallas	3	1	0	1	0
Detroit	6	1	5	6	2
Edmonton	3	0	2	2	0
Los Angeles	2	1	0	1	0
Minnesota	4	1	0	1	2
Montreal	8	4	2	6	2
Nashville	4	0	2	2	0
New Jersey	4	0	1	1	0
NY Islanders	4	1	2	3	0
NY Rangers	6	2	2	4	2
Ottawa	7	2	1	3	0
Philadelphia	4	0	1	1	0
Pittsburgh	6	1	3	4	0
San Jose	3	1	0	1	2
St. Louis	3	0	1	1	2
Tampa Bay	7	1	2	3	2
Toronto	6	0	4	4	2
Vancouver	3	1	1	2	2
Washington	5	1	0	1	0
Winnipeg	4	1	1	2	0

## REGULAR SEASON

SEASON	TEAM	LEAGUE	GP	G	A	P	+/-	PIM	PPG	SHG	GWG
2010-11	Tappara Jr.	FIN - Jr.	25	5	12	17		6			
2011-12	Tappara Jr.	FIN - Jr.	5	2	3	5		2			
2011-12	Tappara	SM-Liiga	32	7	9	16		4			
2012-13	Tappara	SM-Liiga	53	21	27	48		8			
2013-14	Florida	NHL	54	8	16	24	-3	10	3	0	1
2014-15	Florida	NHL	71	16	20	36	-4	16	3	0	3
NHL TOTALS			125	24	36	60	-7	26	6	0	4

## PLAYOFFS

SEASON	TEAM	LEAGUE	GP	G	A	P	+/-	PIM
2011-12	Finland	WJC	7	1	3	4	0	0
2012-13	Finland	WJC	6	3	4	7	2	6
2013-14	Finland	Oly	2	0	1	1	3	2





## NICK BJUGSTAD

CENTER • 27

SHOOTS: **RIGHT**

HEIGHT: **6'6"** WEIGHT: **224**

BORN: **JULY 17, 1992**

BIRTHPLACE: **MINNEAPOLIS, MINN**

**DRAFTED:** 2010- 1st Round (19th overall)  
by Florida.

**HOW ACQUIRED:** Florida's second choice  
(19th overall) in the 2010 NHL Draft.



**2014-15:** Completed third NHL season, third with Florida...Led the team in goals, power play goals, and shots on goal...Scored his 24th goal of the season Mar. 7 vs. NYI...Recorded 20th goal of the season Feb. 15 vs. STL...Goals in consecutive games Feb. 10 - Feb. 12...Recorded a goal Feb. 5 vs. LAK...Recorded two assists Feb. 3 at NYI...Had two-point game (0-2—2) Jan. 27 vs. DET...Scored game winning shootout goal in 20-round shootout Dec. 16 vs. WSH...Recorded points in four consecutive games Dec. 4-12 (4-3—7), including a four-game goal streak Dec. 4-8...Recorded three points (2-1--3) Dec. 4 vs. CBJ...Notched fastest opening goal of the season for Florida at :21 Nov. 26 vs. CAR...Registered points in four consecutive games (4-3-7) Nov. 16-22...Recorded a goal Nov. 22 at NSH... Scored two goals and the shootout game winner Nov. 20 at SJS...Recorded career high four points (2-2-4) Nov. 16 at ANA...Played in 100th NHL game on Nov. 11 vs. SJS...Scored first goal of the season Nov. 6 at PHI...Recorded his first point of the season (assist) with six shots Oct. 21 at COL.

**2013-14:** Completed his second NHL season, second with Florida...Led the team in points with 38 (16-22-38)...Recorded first two-goal game and first three-point game of his career Apr. 10 vs. TOR...Registered two assists Mar. 13 at TBL...Recorded a career high four game point streak (0-5-5; Mar. 7-13)...Recorded first multi-point game of NHL career (1-1-2) Mar. 1 at CBJ...Netted a goal Dec. 5 vs. WPG...Scored a goal Nov. 27 vs. NYR...Had three-game point streak (0-3-3; Nov. 15-19)...Had three-game point scoring streak (1-2-3; Nov. 7-10)...Recorded first NHL assist on Oct. 17 vs. BOS...Scored first goal of the season Oct. 27 vs. TBL.

**2012-13:** Completed his first NHL season, first with Florida...Played 11 games...Scored his first career goal Apr. 27 at TBL (16:54)...Signed Entry-Level Contract with Florida on Apr. 3...Named to the All-WCHA Third Team and an All-America candidate...Minnesota's leading goal scorer with 21 goals...also had 15 assists and 36 total points...9 of his 21 goals came on the power play and had three game winners...named the WCHA Offensive Player of the Week on October 16th for the weekend of 10/12-13 after tallying three points including the game-winning goals both nights...Named to the All-WCHA First Team...National Player of the Month for November after recording 13 points and nine goals...WCHA Offensive Player of the Week for Nov. 22...Set a career high in goals (25), assists (17) and points (42) while playing in 40 games...led team in goals and tied for fifth in the nation with 25...Scored most goals scored by a Gopher since Ryan Potulny had 38 in 2005-06... Recorded 21 of his points (9-12-21) in 16 road games...Had a point in 13 of 16 road games and had five multiple-point games on the road...Tied for second on the team in power-play goals (8) and was third in plus-minus rating (+23)...Led team in shooting percentage (17.2%)...team was 20-6-1 when he had a point...Led team (of players who have taken more than 70 faceoffs) with a 57.9% success rate...Had a season-high six-game point streak (7-4-11) from Nov. 12-Dec. 2, 2010-11: Skated in 29 games and had 20 points (8-12-20) during his freshman season...Received the Frank Pond Rookie of the Year award...Tied for sixth on the team in points (20)...Registered 19 (8-11-19) of his 20 points in WCHA games...Recorded sixteen points (6-10-16) in his final 16 games of the season...Tied for first on the team (Nate Condon) among freshmen in goals (8) and was second among freshmen in assists (12)...Led team with two shorthanded goals...registered a point in 15 of 29 games and team was 8-4-3 when he had a point...Had three multiple-point games and two multiple-goal games...Third on the team in faceoff attempts (355) and wins (170). Played his high school hockey at Blaine...Earned three varsity letters for the Bengals...Won 2010 Minnesota Mr. Hockey Award, given to the state's most outstanding senior high school hockey player.

# 27

## NICK BJUGSTAD

(NIHK BYOOG-stad)

**International:** **2013:** Represented the United States at the 2013 World Championship. **2012:** Played for the United States at the 2012 World Junior Championship...Tied for first on Team USA with four goals and tied for second with six points...Scored the game-winning goal against Denmark (12/26) and had a hat trick against Latvia (1/3). **2011:** Represented the United States at the 2011 World Junior Championship posting four points (2-2-4) in six games.

**Bjugstad ETC.**

Attended the University of Minnesota...Named 2010 Minnesota Mr. Hockey... His Uncle Scott Bjugstad played 317 NHL games for the Minnesota North Stars, Pittsburgh Penguins and Los Angeles Kings.

## MILESTONES

**FIRST NHL GAME:** 10/25/06 vs. Vancouver

**FIRST NHL GOAL:** 12/16/07 vs. Florida

**FIRST NHL ASSIST/POINT:** 10/31/07 at Dallas

**MOST GOALS, GAME:** 2 (10 times) MR: 10/26/13 vs. Pittsburgh

**MOST ASSISTS, GAME:** 3 (2 times) MR: 2/16/11 vs. Minnesota

**MOST POINTS, GAME:** 3 (5 times) MR: 1/20/13 at Arizona

**MOST PENALTY MINUTES, GAME:** 10, 2/21/09 at Dallas

## BJUGSTAD vs. NHL

TEAM .....GP...G...A...PTS..PIM

Anaheim	4	3	2	5	2
Arizona	4	0	1	1	0
Boston	8	0	4	4	0
Buffalo	9	4	2	6	4
Calgary	4	1	1	2	0
Carolina	5	2	1	3	2
Chicago	4	0	0	0	0
Colorado	4	0	3	3	2
Columbus	6	3	2	5	2
Dallas	3	0	1	1	2
Detroit	9	3	2	5	2
Edmonton	4	0	2	2	2
Los Angeles	3	1	1	2	0
Minnesota	4	1	1	2	4
Montreal	7	2	1	3	2
Nashville	4	1	0	1	2
New Jersey	6	1	2	3	2
NY Islanders	7	2	2	4	0
NY Rangers	8	1	2	3	0
Ottawa	8	1	1	2	6
Philadelphia	5	1	0	1	4
Pittsburgh	6	0	1	1	0
San Jose	4	2	1	3	2
St. Louis	3	2	0	2	0
Tampa Bay	6	2	3	5	0
Toronto	8	4	2	6	4
Vancouver	4	0	1	1	4
Washington	7	1	2	3	4
Winnipeg	5	3	0	3	4

## REGULAR SEASON

SEASON	TEAM	LEAGUE	GP	G	A	P	+/-	PIM	PPG	SHG	GWG
2010-11	U-Minnesota	WCHA	29	8	12	20		51	1	2	1
2011-12	U-Minnesota	WCHA	40	25	17	42		28	8	0	3
2012-13	U-Minnesota	WCHA	40	21	15	36		28	11	0	5
2012-13	Florida	NHL	11	1	0	1	-8	2	0	0	0
2013-14	Florida	NHL	76	16	22	38	-14	16	0	1	4
2014-15	Florida	NHL	72	24	19	43	-7	38	7	0	3
NHL TOTALS			159	41	41	82	-29	56	7	1	7







63

# DAVE BOLLAND

(DAYV BOHL-uhnd)

## DAVE BOLLAND

CENTER • 63

SHOOTS: RIGHT


HEIGHT: 6'0" WEIGHT: 180

BORN: JUNE 5, 1986

BIRTHPLACE: MIMICO, ON

**DRAFTED:** 2004- 2nd Round (32nd overall)  
by Chicago.

**HOW ACQUIRED:** Signed as an unrestricted  
free agent on July 1, 2014



**2014-15:** Completed his ninth NHL season, first with Florida... Played in his 400th NHL game Mar. 26 at TOR...Recorded points in two consecutive games (1-1—2) March 12 - 14....Notched an assist after missing eight games (upper-body injury) Mar. 12 vs. WPG...Registered a goal and an assist Feb. 10 vs. ANA...Recorded multi-point game of the season (1-1—2) Feb. 2 at NYR...Recorded an assist Jan. 19 vs. VAN...Recorded his first goal as a Panther Jan. 13 at WPG...Recorded two assists Jan. 9 at CGY...Scored shootout winner Dec. 18 at PHI...Recorded points in back-to-back games (Dec. 12-13 1-1—2)...Returned to lineup after missing 19 games due to injury, Dec. 8 at STL...Made Panthers debut Oct. 9 at TBL...Named Alternate Captain of the Panthers on Oct. 6.

**2013-14:** Completed his eighth NHL season, first with Toronto...Played 23 games for the Maple Leafs collecting 12 (8-4-2) with 24 PIMs 2nd on Maple Leafs in SHG (tie-1) .. Missed final 3 games (Apr. 8-12) due to injury .. Missed 56 games (Nov. 8-Mar. 19) due to ankle injury .. Suffered ankle injury (severed tendon on outside of ankle) Nov. 2 at VAN .. At the time of injury, led Maple Leafs in SHG (tie-1), 2nd in GWG (tie-2) and PIMs (tie-18) .. 100th NHL assist Oct. 15 vs. MIN .. OTW, 1st star Oct. 12 vs. EDM .. 1st Maple Leafs assist Oct. 5 vs. OTT .. 2 G, including GWG and 1st as a Leaf, 1st star Oct. 2 at PHI (Mason) .. Maple Leafs debut Oct. 1 at MTL.

**2012-13:** Completed his seventh NHL season, seventh with Chicago... Won Stanley Cup Championship for the second time in his career with Chicago...Played 35 games for Chicago collecting 14 points (7-7-14) with 22 penalty minutes. Scored a career-high (tie) 2 goals and 3 points Jan. 20 at PHX. Played in 300th career NHL game Jan. 22 vs. STL. Missed 1 game due to injury Feb. 2 at CGY. Played a season high (21:10) Feb. 22 vs. SJS. Collected a season-high 2 assists Mar. 10 vs. EDM. Scored a season-high (tie) 2 goals Mar. 31 at DET. Returned to lineup Apr. 14 after missing 5 games due to injury. Played 18 playoff games for Chicago collecting 6 points (3 goals, 3 assists) with 24 penalty minutes. Won Stanley Cup with Chicago. Collected a playoff-high 2 points (1 goal, 1 assist) in GM #1 of SCF June 12 vs. BOS. Scored Stanley Cup GWG in GM #6 June 24 at BOS. Set a record for latest Stanley Cup GWG in regulation time as goal came with 59 seconds remaining in the 3rd period. **2011-12:** Completed his sixth NHL season, sixth with Chicago...Tallied 37 points (19-18-37) in 76 regular-season tilts ... Posted career highs with seven power-play goals and a team-leading three shorthanded goals ... Matched career highs in goals (19) and goals per game (.25) ... Recorded a career-high 126 shots on goal ... Paced the club with 1,203 faceoffs taken and ranked second with 582 faceoff wins, both career highs ... Ranked second on the club with a 48.4 faceoff win percentage, the second-highest of his NHL career ... Tallied 23 points (13-10-23) and a +8 plus/minus rating in 23 tilts at the United Center ... Registered six multi-point efforts during the campaign ... Matched a career high with two goals on Oct. 8 vs. DAL in the Blackhawks home opener and vs. MIN on Jan. 12 ... Recorded a season-long three-game point streak twice, tallying three points (1-2-3) from March 27-31 and six points (4-2-6) from Jan. 8-12 ... Tallied a PPG and won 17 of 20 faceoffs on Jan. 24 vs. NSH ... Notched a season-high three points (2-1-3) on Jan. 12 against MIN ... Missed six games (Oct. 7; Nov. 10-13; April 5-7) due to injury ... Recorded three assists in six postseason games vs. PHX in the Western Conference Quarterfinals ... Tied a postseason career-long three-game point streak (3A) ... Ranked second on the club with 23 SOG. **2010-11:** Completed his fifth NHL season, fifth season with Chicago...Posted 37 points (15-22-37) in 61 regular-season contests ... Netted four power-play goals ... Established career highs in goals per game (.25), assists per game (.36) and points per game (.56) ... Led team forwards with 2:10 of shorthanded ice time per game ... Registered 32 points (14G, 18A) over his final 39 games (.82 PPG) beginning on Dec. 5 ... Tallied 24 points (11-13-24) and a +10 plus/minus rating in 32 games at the United Center ... Equaled a career high with three assists on Feb. 16 vs. MIN ... Recorded nine multi-point outings and a pair of two-goal efforts ... Matched a career-high five-game

scoring streak, tallying eight points (5-3-8), from Jan. 9-22 ... Notched a pair of PPG on Dec. 5 against CGY ... Fired a season-high six shots on goal on Jan. 2 at ANA ... Missed 21 games due to injury over three different stretches (Oct. 30-Nov. 10; Dec. 13; March 13-April 10) ... Missed the first three games of the 2011 Western Conference Quarterfinals due to injury ... Tied for the team lead with six points (2G, 4A) in four postseason tilts vs. VAN ... Paced the club with a +6 rating through the Stanley Cup Playoffs ... Registered a postseason career-high three assists and career-best four points (1-3-4) in Game 4 at the United Center on April 19, his first action since March 9. **2009-10:** Completed fourth NHL season, fourth with Chicago...Won Stanley Cup Championship with Chicago...Posted six goals, ten assists and a +5 rating in 39 regular-season games ... Compiled a season-long three-game point streak (1-2-3) from March 20-28 ... Ranked fourth on the club with eight goals and fifth with 16 points (8-8-16) in 22 postseason contests while helping the Blackhawks win the 2010 Stanley Cup Championship ... Paced the NHL with two shorthanded goals in the postseason ... Finished third among team forwards with a +6 rating in the playoffs ... Registered four points (2G, 2A) over the final three games of the Stanley Cup Final against PHI ... Tallied nine points (5G, 4A) in Chicago's final eight postseason tilts ... Ranked second in the playoffs with 30 takeaways. **2008-09:** Completed third NHL season, third with Chicago...Appeared in 81 of Chicago's 82 regular-season games, ranking sixth on the club with a career-high 19 goals, seventh with a career-best 47 points and ninth with a career-most 28 assists ... Finished second on the club with a 17.1 shooting percentage and tied for fifth with a +19 rating ... Recorded four game-winning goals, tied for third on the squad ... Tied for third on the team with eight assists and fourth with 12 points in 17 tilts during his Stanley Cup Playoffs debut ... Netted his first career Stanley Cup Playoffs goal in Game 1 of the Western Conference Semifinals against VAN on April 30 ... Compiled an NHL postseason career-high two goals, including his first-ever postseason SHG, on May 2 against VAN in Game 2 ... Dished out two assists in Game 4 on May 7 against VAN ... Netted the GWG with 5:05 remaining in regulation on May 9 in Game 5 at VAN ... Ranked second on the team with four goals and third with six points in the six-game conference semifinals series against VAN ... Shared the team lead with three assists and three points during the Western Conference Final against DET ... Collected multiple points 10 times, including two three-point outings ... Ranked second on the club with 2 SHG. **2007-08:** Completed second NHL season, second with Chicago...Appeared in 39 NHL games with the Blackhawks, netting 17 points (4-13-17) and 28 PIM ... Collected 10 points (6-4-10) and 22 PIM in 16 tilts with the American Hockey League's Rockford IceHogs ... Notched his first NHL point with an assist on Oct. 27 at DAL. **2006-07:** Completed first NHL season, first with Chicago... Made his NHL debut in one game with the Blackhawks on Oct. 25 vs. VAN and was held scoreless in 11:17 TOI ... Recorded 17 goals and 32 assists in 65 regular-season contests with the AHL's Norfolk Admirals during his rookie campaign ... Named the AHL Rookie of the Month for February. **2005-06:** Shared the OHL lead with 57 goals and ranked second with 130 points during his final junior season with the London Knights ... Named to the OHL First All-Star Team ... Established an OHL record with 15 goals in 15 postseason contests ... Notched 24 points during the playoffs. **2004-05:** Helped London capture the OHL Championship and the Memorial Cup, the franchise's first ... Ranked third on the Knights during the regular-season with 34 goals and 51 assists and fourth with 85 points in 66 outings ... Racked up 25 points (11G, 14A) in 18 postseason contests. **2003-04:** Ranked second on London with 37 goals and fifth with 67 points in 65 games ... Netted 13 points (3G, 10A) in 15 playoff outings ... Appeared in the 2004 Central Hockey League Top Prospects Game and skated for the Western Conference at the 2004 OHL All-Star Game ... Honored with London's Most Improved Player Award. **2002-03:** Made his junior debut with the London Knights, registering 10 assists and 17 points in 64 regular-season games before adding three points (2G, 1A) in 14 playoff matchups.

#### INTERNATIONAL:

**2006:** Represented Team Canada at the 2006 World Junior Championship posting five points (3-2-5) in six games.

**ETC:** 2015 Junior number (91) retired by London Knights...2013 Stanley Cup Champion (w/CHI), 2010 Stanley Cup Champion (w/CHI)... Won 2010 Stanley Cup with Florida teammate Brian Campbell and Assistant Coach John Madden...Played with Florida teammates Brian Campbell (2008-11), Brandon Pirri (2010-13), Dylan Olsen (2011-12) and Assistant Coach John Madden (2009-10) for CHI.

## MILESTONES

**FIRST NHL GAME:** 10/25/06 vs. Vancouver  
**FIRST NHL GOAL:** 12/16/07 vs. Florida  
**FIRST NHL ASSIST/POINT:** 10/31/07 at Dallas

**MOST GOALS, GAME:** 2 (10 times) MR: 10/26/13 vs. Pittsburgh  
**MOST ASSISTS, GAME:** 3 (2 times) MR: 2/16/11 vs. Minnesota  
**MOST POINTS, GAME:** 3 (5 times) MR: 1/20/13 at Arizona  
**MOST PENALTY MINUTES, GAME:** 10, 2/21/09 at Dallas

## BOLLAND vs. NHL

TEAM .....GP...G...A...PTS...PIM

Anaheim...19...4...7...11...14  
 Arizona...18...5...11...16...0  
 Boston.....7...0...2...2...6  
 Buffalo .....8...2...2...4...6  
 Calgary...19...7...6...13...18  
 Carolina ....7...2...1...3...2  
 Chicago.....1...0...0...0...2  
 Colorado 19...1...6...7...11  
 Columbus27...10...7...17...32  
 Dallas .....19...3...10...13...12  
 Detroit ....26...6...6...12...16  
 Edmonton19...6...7...13...10  
 Florida.....7...1...2...3...2  
 Los Angeles20...2...5...7...12  
 Minnesota 18...5...6...11...14  
 Montreal 10...0...1...1...8  
 Nashville...31...6...9...15...26  
 New Jersey 8...1...1...2...2  
 NY Islanders6...1...0...1...2  
 NY Rangers7...1...2...3...4  
 Ottawa .....8...1...2...3...4  
 Philadelphia 7...4...2...6...2  
 Pittsburgh 6...3...2...5...12  
 San Jose .14...2...6...8...10  
 St. Louis...31...4...5...9...28  
 Tampa Bay 6...1...0...1...2  
 Toronto ....6...1...4...5...4  
 Vancouver 21...1...3...4...20  
 Washington 6...0...3...3...2  
 Winnipeg .7...4...1...5...0

## REGULAR SEASON

SEASON	TEAM	LEAGUE	GP	G	A	P	+/-	PIM	PPG	SHG	GWG
2002-03	London	OHL	64	7	10	17		21			
2003-04	London	OHL	65	37	30	67		58			
2004-05	London	OHL	66	34	51	85		97			
2005-06	London	OHL	59	57	73	130		104			
2006-07	Chicago	NHL	1	0	0	0	-1	0	0	0	0
2006-07	Norfolk	AHL	65	17	32	49		53			
2007-08	Chicago	NHL	39	4	13	17	6	28	0	0	0
2007-08	Rockford	AHL	16	6	4	10	2	22	3	0	
2008-09	Chicago	NHL	81	19	28	47	19	52	2	2	4
2009-10	Chicago	NHL	39	6	10	16	5	28	1	0	0
2010-11	Chicago	NHL	61	15	22	37	11	34	4	0	1
2011-12	Chicago	NHL	76	19	18	37	0	47	7	3	2
2012-13	Chicago	NHL	35	7	7	14	-7	22	1	0	1
2013-14	Toronto	NHL	23	8	4	12	-1	24	1	1	2
2014-15	Florida	NHL	53	6	17	23	4	48	0	1	0
	Florida Totals		53	6	17	23	4	48	0	1	0
	NHL TOTALS		408	84	119	203	36	283	16	7	10

## PLAYOFFS


YEAR	TEAM	LEAGUE	GP	G	A	P	PIM
2002-03	London	OHL	14	2	1	3	2
2003-04	London	OHL	15	3	10	13	18
2004-05	London	OHL	18	11	14	25	30
2005-06	London	OHL	15	15	9	24	41
2006-07	Norfolk	AHL	6	0	4	4	17
2008-09	Chicago	NHL	17	4	8	12	24
2009-10	Chicago	NHL	22	8	8	16	30
2010-11	Chicago	NHL	4	2	4	6	4
2011-12	Chicago	NHL	6	0	3	3	2
2012-13	Chicago	NHL	18	3	3	6	24
	NHL TOTALS		67	17	26	43	84





# BRIAN CAMPBELL

## DEFENSEMAN • 51

SHOOTS: **LEFT**HEIGHT: **5'10"** WEIGHT: **192**BORN: **MAY 23, 1979**BIRTHPLACE: **STRATHROY, ON****DRAFTED:** 1997 - 6th Round (156th overall)  
by the Buffalo Sabres**HOW ACQUIRED:** Acquired from Chicago in  
exchange for Rostislav Olesz on  
June 25, 2011

**2014-15:** Completed his 15th NHL season, fourth with Florida...One of 2 Panthers players to appear in all 82 games...Played full season for fifth consecutive season Apr. 11 vs. NJD...Has played a team-high 304 consecutive regular season games dating back to his days with the Chicago Blackhawks which began on Mar. 23, 2011 vs. FLA...Two assists in his 900th NHL game Feb. 28 vs. BUF...Two assists Feb. 17 vs. TOR... Multi-point game (0-2—2) Feb. 10 vs. ANA...Notched points in three consecutive games (0-3—3) Jan. 27-31...Recorded goals in back-to-back games (Jan. 9-11)...Recorded his second goal of the season Jan. 9 at CGY...Notched an assist and led the team with 25:37 TOI Nov. 22 at NSH...Owned a two-game point streak (1-2-3) (Nov. 14-16)...Recorded two assists Nov. 16 at ANA...Recorded his first goal of the season Nov. 14 vs. NYI...Recorded an assist and two shots Nov. 1 vs. PHI...Hit a two-game assist streak (0-2-2) Oct. 9 at TBL to Oct. 11 vs. NJD...Recorded an assist in season opener Oct. 9 at TBL...Named Alternate Captain of the Panthers on Oct. 6.

**2013-14:** Completed his 14th NHL season, third with Florida...Only Panther to play in all 82 games, third straight season played in every regular season game...Led Panthers with 30 assists...Picked up a goal and an assist Mar. 14 vs. NJD...Notched a pair of assists Feb. 4 vs. TOR...Recorded 100th point as a Panther (assist) Jan. 14 vs. NYI...Had two-game point streak (1-2-3: Dec. 28-29)...Recorded a goal and an assist Dec. 29 vs. MTL...Had two-game point streak (2-1-3: Nov. 10-12)...Recorded two goals, including 400th NHL career point on Nov. 10 at NYR...Picked up two assists Oct. 3 at DAL.

**2012-13:** Completed his 13th NHL season, second with Florida...Recorded an assist Apr. 23 vs. NYR... Recorded a goal and an assist Apr. 20 at NJD...Played in 750th career NHL game Apr. 16 at NYI...Recorded PPG Mar. 21 at NYR...Tallied a pair of points (1-1-2) Feb. 28 vs. BUF...Recorded three points (1-2-3) Feb. 26 vs. PIT...Had three-game point streak from Jan. 31- Feb. 5 (2-1-3)...Recorded an assist Jan. 22 at MTL and another Jan. 24 vs. OTT...Scored a pair of power play goals Jan. 19 vs. CAR.

**2011-12:** Completed his 12th NHL season, first with Florida...Led all NHL skaters with 26:53 TOI/game...Finished T-2nd among NHL defensemen with 53 points...Second in NHL with 30 power play assists...Was one of three Panthers to skate in all 82 games (Fleischmann, Weaver)...Tied FLA record for defensemen with 49th assist Apr. 5 at WSH...Recorded 30th PPA Apr. 3 vs WPG...Recorded two assists in 700th NHL game, 31:59 TOI Mar. 23 vs. EDM...Had two assists Mar. 20 at PHI...Recorded three assists Mar. 15 vs. BOS...Had goal on four shots Feb. 26 vs. MTL...Career-high 32:51 TOI and assist Feb. 23 vs. MIN...Finished with 30:32 TOI Feb. 19 vs. ANA...Had 3-game assist streak (3, 2/12-2/17)...Recorded an assist, +7 and 21:40 TOI led all skaters in All-Star Game Jan. 29...Registered three assists Dec. 27 vs. TOR...Had 3-game point streak (1-2-3, 12/18-22)...Finished with goal on Dec. 20 vs. PHX...Assist on GWG Dec. 18 vs. CAR...Recorded three assists Feb. 5 vs. WSH...Assist and +3 rating Nov. 15 at DAL...Recorded first goal with FLA and 28:15 TOI Nov. 6 vs. TBL...Had two assists Oct. 31 vs. WPG...Tied career high and franchise record for defensemen with four assists Oct. 17 at TBL...Had two assists and led all skaters with 30:04 of ice time in FLA debut Oct. 8 at NYI. Post-Season: Played in all seven playoff games...Scored GWG, registered an assist and led team in TOI 21:55 in Game Three at New Jersey on Apr. 17. Awards: Was awarded the Lady Byng Memorial Trophy, for gentlemanly conduct combined with a high standard of playing ability. Campbell was the first defenseman to win the Lady Byng since 1954 and third in NHL history. **2010-11:** Completed his 11th NHL season, third with the Blackhawks...Ranked third among Blackhawks defensemen with 27 points (5-22-27) in 65 regular season tilts... Ranked 12th in the NHL with a team-best +28 plus/minus rating, equaling a career-best... Logged a season-high 31:38 of ice time on Apr. 1 at CBJ...Notched his second multi-point effort of the season with a goal and an assist on Mar. 2 vs. CGY...Fired a season-high six shots on goal on Feb. 4 at VAN...Netted his first goal of the season on Nov. 3 vs. NJD...Made his regular-season debut on Nov. 1 at NYR...Missed first 14 games of the season due to injury suffered in training camp...Missed 17 games due to injury over three different stretches (10/7-30, 3/9, 3/14-20). **2009-10:** Completed his tenth NHL season, second with Chicago... Ranked second among team defensemen in goals (7), assists (31) and points (38) in 68 regular-season contests ...Tied for the team-lead



among blueliners with three PPG...Posted eight multi-point games...Missed Mar. 17 game at Anaheim due to injury, ending consecutive games streak at 388, second-longest among active NHL blueliners prior to its conclusion...Registered assists in four straight games from (12/23-29)...Netted two goals and an assist over a three-game point streak from (12/16-20)...Collected a pair of assists in a win at PIT on Dec. 5...Recorded five helpers over a three-game stretch from (11/19-22)...Logged a season-high 28:14 of ice time on Nov. 6 at COL.... Tallied multiple assists in back-to-back games on Oct. 12 and 14 and points in three consecutive games (10/12-15, 0-5-5)...Missed final 14 games of regular-season due to injury...Posted one goal and four assists in 19 postseason tilts while helping the Blackhawks to the 2010 Stanley Cup Championship...Collected the primary assist on Patrick Kane's Cup-clinching goal in Game 6 of the Stanley Cup Final on Jun. 9 in PHI...Led all defensemen and tied for the overall NHL lead with a +11 plus/minus rating in the Playoffs. **2008-09:** Completed his ninth NHL season, first with the Blackhawks...Paced Chicago defensemen with 45 assists and 52 points and ranked third among team blueliners with seven goals while appearing in all 82 regular-season contests during his Blackhawks debut...Tied for second on the club with 45 assists and ranked fifth with 52 points...Led NHL defensemen with 31 assists and 35 points on the road...Tied for third among league blueliners in assists (45) and finished 10th in points (52), the most by a CHI defenseman in 13 years...Recorded 24 of his 52 points on the power play (4-20-24), third-best on the club...Named to the starting lineup for the Western Conference in the 2009 NHL All-Star Game in Montreal, posting an assist in his third career appearance in the league's midseason classic...Tied for fourth among NHL defensemen with eight assists and 10 points in 17 matchups at the conclusion of the conference finals... Ranked second among club blueliners with two goals...Matched a postseason-high two assists in both Game 5 (May 9) and Game 6 (May 11) of the WCSF against VAN...Netted his second goal of the playoffs on May 5 in Game 3 of the WCSF against VAN...Netted a goal on Apr. 27 against CGY (Game 6 of the WCQF), snapping a streak of 49 games without a marker dating back to the regular season...Dished out a postseason-high two assists on Apr. 22 at CGY...Notched his 200th career NHL assist vs. MTL on Mar. 31...Led CHI with a +5 plus/minus rating during the conference semifinals...Appeared on the ice for 113 of Chicago's 260 goals, the most on the club...Ranked third on the club in time on ice (22:34)...Finished the regular season on a four-game assist streak, collecting five helpers during that span...Posted a season-high +4 rating on Jan. 6 against PHX...Potted his first GWG as a member of the Blackhawks on Dec. 16 at EDM...Logged a season-high 31:47 time on ice on Nov. 18 against PHX...Posted 10 multiple-point performances, including a season-high three points (1-2-3) on Nov. 16 vs. SJS... Registered points in a season-best five consecutive matchups from (10/25-11/3), accruing an assist in each matchup...Posted two assists in a game six times...Netted his first goal in a Blackhawks uniform on Oct. 15 vs. PHX...Finished the regular season having appeared in 320 consecutive game, the second-longest active streak among NHL blueliners behind Jay Bouwmeester. **2007-08:** Completed his eighth NHL season, first with San Jose...Ranked second among NHL defensemen with 54 assists and tied for third with 62 points – both career highs – in 83 regular-season games... Established a career best with a six-game point/assist streak from Mar. 21 to Apr. 1, racking up one goal and six helpers...Started the season with BUF, his eighth campaign with the team, notching five goals and 38 assists before being traded to SJS on Feb. 26...Acquired by San Jose from Buffalo along with a seventh round selection in the 2008 NHL Entry Draft for Steve Bernier and a first round selection in the 2008 NHL Entry Draft...Collected 19 points (3-16-19) in the final 20 regular-season contests of the season with the Sharks...Accrued seven points (1-6-7) in 13 Stanley Cup Playoff games with SJS...Racked up 13 multi-point outings, which includes nine with two or more assists...Potted a goal in the 2007 NHL Winter Classic on Jan. 1 in Buffalo's 2-1 shootout loss against PIT...Named the Sabres' captain for the month of Dec....Notched a season-best in points with four assists on Oct. 13 against WSH while with BUF... Represented the Sabres in the 2008 NHL All-Star Game, his second consecutive appearance in the mid-season classic. **2006-07:** Completed his seventh NHL season, seventh with Buffalo...Paced BUF defensemen with 42 assists and 48 points in 82 games...Named captain for the month of Dec....Registered seven points (4-3-7) in 16 playoff games to help the squad reach the Eastern Conference Finals. **2005-06:** Completed his sixth NHL season, sixth with Buffalo...Potted a career-high 12 goals, leading team defensemen...Paced club blueliners in assists (32) and points (44)...Five of his 12 markers were game-winners, tied for the most on the team and third-best among league blueliners...Skated in his first career NHL All-Star Game...Netted his first career two-goal game on Nov. 17 against WAS...Accrued six assists in 18 postseason contests to help the team reach Game 7 of the Eastern Conference Finals. **2004-05:** Skated with Jokerit Helsinki of the Finnish League during the NHL lockout, collecting 12 goals and 25 points in 44 outings. **2003-04:** Completed his fifth NHL season, fifth with Buffalo...Registered eight assists and 11 points in 53 games with BUF. **2002-03:** Completed his fourth NHL season, fourth with the Buffalo...Spent his first full season in the NHL, racking up 17 assists and 19 points in 65 outings with Buffalo. **2001-02:** Completed his third NHL season, third with the Sabres...Notched six points (3-3-6) in 29 games...Recorded 35 assists and 37 points in 45 contests with the AHL's Rochester Americans. **2000-2001:** Completed his second NHL season, second with Buffalo...Appeared in eight games with Buffalo, accruing two PIM...Tied for the lead among Americans defensemen with 32 points (7-25-32)...Selected to the Canadian Team in the AHL All-Star Classic. **1999-2000:** Completed his first NHL season, first with Buffalo... Made his NHL debut, collecting one goal and five points in 12 contests with BUF ... Ranked second among Americans defensemen with 26 points (2-24-26) in 67 outings ... Dished out three assists in 21 Calder Cup Playoff games to help Rochester reach the Calder Cup Finals. **1998-99:** Captured the Memorial Cup with the Ottawa 67's while being named the Canadian Major Junior Player of the Year ... Led OHL defensemen with 87 points (12-75-87) en route to being named the OHL MVP and an OHL First All-Star ... Awarded the George Parsons Trophy as the Memorial Cup Tournament's Most Sportsmanlike Player ... Made his professional debut when he skated in two postseason games with the Rochester Americans. **1997-98:** Netted 53 points (14-39-53) in 66 regular season contests with Ottawa and 15 points (1-14-15) in 13 postseason outings. **1996-97:** Racked up 36 assists and 43 points in 66 regular-season tilts with the 67's and 13 points (2-11-13) in 24 postseason matchups helping the squad reach the OHL Finals. **1995-96:** Made his junior debut,

# 51

# BRIAN CAMPBELL

(BRIGH-uhn KAM-behl)

posting 22 assists and 27 points in 66 regular season tilts before accruing one assist in four postseason matchups.

## INTERNATIONAL:

2014: Was a member of Team Canada for the 2014 World Championship, notching two assists in eight games played. 1999: Won a Silver Medal for Canada at the 1999 World Junior Championship, posting two points (1-1-2) in seven games.

**ETC:** Won the 2012 Lady Byng Trophy (Most Sportsmanlike), first defenseman to win award since 1954...Named to NHL All-Star Game (2012, 2009, 2008, 2007)...2010 Stanley Cup Champion (w/CHI)...won 2010 Stanley Cup with teammate Dave Bolland and Assistant Coach John Madden...Played with Florida teammates Dave Bolland (2008-11), Brandon Pirri (2010-13), Dylan Olsen (2011-12) and Assistant Coach John Madden (2009-10) for CHI... Won Silver Medal in 1999 with Florida teammate Roberto Luongo.

## MILESTONES

**FIRST NHL GAME:** 10/2/99 at Detroit

**FIRST NHL GOAL:** 10/8/99 vs. Washington

**FIRST NHL ASSIST/POINT:** 10/8/99 vs. Washington

**MOST GOALS, GAME:** 2 (3 times) MR: 11/10/13 vs. NY Rangers

**MOST ASSISTS, GAME:** 4 (2 times) MR: 10/17/11 vs. Tampa Bay

**MOST POINTS, GAME:** 4 (2 times) MR: 10/17/11 vs. Tampa Bay

**MOST PENALTY MINUTES, GAME:** 7, 2/20/07 vs. Philadelphia

## CAMPBELL vs. NHL

TEAM .....GP...G...A...PTS...PIM

Anaheim	22	0	12	12	4
Arizona	22	2	6	8	6
Boston	51	4	20	24	16
Buffalo	18	2	7	9	0
Calgary	20	2	9	11	8
Carolina	37	3	14	17	4
Chicago	11	0	0	0	6
Colorado	19	2	10	12	6
Columbus	26	1	7	8	2
Dallas	21	2	10	12	6
Detroit	33	2	15	17	10
Edmonton	20	2	9	11	6
Florida	25	3	10	13	2
Los Angeles	23	1	8	9	4
Minnesota	23	1	13	14	10
Montreal	51	7	24	31	18
Nashville	27	1	13	14	6
New Jersey	36	4	10	14	10
NY Islanders	36	4	18	22	0
NY Rangers	35	4	14	18	8
Ottawa	57	5	25	30	12
Philadelphia	36	2	13	15	19
Pittsburgh	33	3	10	13	12
San Jose	20	2	7	9	2
St. Louis	27	4	7	11	6
Tampa Bay	42	2	17	19	8
Toronto	51	5	27	32	20
Vancouver	19	0	5	5	6
Washington	40	4	17	21	2
Winnipeg	39	2	23	25	8

## REGULAR SEASON

SEASON	TEAM	LEAGUE	GP	G	A	P	+/-	PIM	PPG	SHG	GWG
1995-96	Ottawa	OHL	66	5	22	27		23			
1996-97	Ottawa	OHL	66	7	36	43		12			
1997-98	Ottawa	OHL	66	14	39	53	23	31	3	0	2
1998-99	Ottawa	OHL	62	12	75	87	45	27	6	0	1
1998-99	Rochester	AHL									
1999-00	Buffalo	NHL	12	1	4	5	-2	4	0	0	0
1999-00	Rochester	AHL	67	2	24	26	-4	22	1	0	0
2000-01	Buffalo	NHL	8	0	0	0	-2	2	0	0	0
2000-01	Rochester	AHL	65	7	25	32	6	24	3	2	1
2001-02	Buffalo	NHL	29	3	3	6	0	12	0	0	0
2001-02	Rochester	AHL	45	2	35	37	9	13	1	0	0
2002-03	Buffalo	NHL	65	2	17	19	-8	20	0	0	1
2003-04	Buffalo	NHL	53	3	8	11	-8	12	0	0	0
2004-05	Jokerit	SM-Liiga	44	12	13	25		12			
2005-06	Buffalo	NHL	79	12	32	44	-14	16	5	0	5
2006-07	Buffalo	NHL	82	6	42	48	28	35	1	0	1
2007-08	Buffalo	NHL	63	5	38	43	-1	12	3	0	0
2007-08	San Jose	NHL	20	3	16	19	9	8	2	0	0
2008-09	Chicago	NHL	82	7	45	52	5	22	4	0	1
2009-10	Chicago	NHL	68	7	31	38	18	18	3	0	2
2010-11	Chicago	NHL	65	5	22	27	28	6	2	0	1
2011-12	Florida	NHL	82	4	49	53	-9	6	1	0	0
2012-13	Florida	NHL	48	8	19	27	-22	12	6	0	2
2013-14	Florida	NHL	82	7	30	37	-6	20	2	0	2
2014-15	Florida	NHL	82	3	24	27	4	22	1	0	0
Florida Totals			294	22	122	144	-33	60	10	0	4
NHL TOTALS			920	76	380	456	20	227	30	0	15

## PLAYOFFS

YEAR	TEAM	LEAGUE	GP	G	A	P	PIM
1995-96	Ottawa	OHL	4	0	1	1	2
1996-97	Ottawa	OHL	24	2	11	13	8
1997-98	Ottawa	OHL	13	1	14	15	0
1998-99	Ottawa	OHL	9	2	10	12	6
1998-99	Rochester	AHL	2	0	0	0	0
1999-00	Rochester	AHL	21	0	3	3	0
2000-01	Rochester	AHL	4	0	1	1	0
2004-05	Jokerit	SM-Liiga	12	3	4	7	6
2005-06	Buffalo	NHL	18	0	6	6	12
2006-07	Buffalo	NHL	16	3	4	7	14
2007-08	San Jose	NHL	13	1	6	7	4
2008-09	Chicago	NHL	17	2	8	10	0
2009-10	Chicago	NHL	19	1	4	5	2
2010-11	Chicago	NHL	7	1	2	3	6
2011-12	Florida	NHL	7	1	4	5	2
NHL TOTALS			97	9	34	43	40

67

## LAWSON CROUSE

(LAW-suhn KROWS)

LAWSON  
CROUSE

LEFT WING • 67

SHOOTS: LEFT

HEIGHT: 6'4" WEIGHT: 210

BORN: JUNE 23, 1997

BIRTHPLACE: MT. BRYDGES, ON

**DRAFTED:** 2015- 1st Round (11th overall)  
by Florida.**HOW ACQUIRED:** Florida's first selection  
(11th overall) of the 2015 NHL Draft.

**2014-15:** Signed Entry-Level Contract with Florida on Jul. 15...Selected by Florida with the 11th pick of the 2015 NHL Draft at the BB&T Center in Sunrise, FL...Led Kingston Frontenacs (OHL) in goals (29) and points (51) in 56 games played...Season-high five-game point streak (4-3—7) Jan. 9-17.

**International:** 2015: Represented Canada at the 2015 World Junior Championship, winning a Gold Medal...Youngest player on the Canadian roster...notched three points (1-2—3) in seven games...2014: Won Bronze Medal with Team Canada at 2014 Ivan Hlinka Memorial Tournament... led Canada with six goals in five games...scored game-winning goal in the team's final contest.

**ETC:** Drafted by Florida in 2015 at the BB&T Center...Hit home run at Marlins Park during top prospects media tour...Youngest player on Gold Medal winning 2015 WJC Team Canada.

## MILESTONES

FIRST NHL GAME: N/A

FIRST NHL GOAL: N/A

FIRST NHL ASSIST/POINT: N/A

MOST GOALS, GAME: N/A

MOST ASSISTS, GAME: N/A

MOST POINTS, GAME: N/A

MOST PENALTY MINUTES, GAME: N/A

## CROUSE vs. NHL

Team GP G APTS PIM

Anaheim.....-

Arizona.....-

Boston.....-

Buffalo.....-

Calgary.....-

Carolina.....-

Chicago.....-

Colorado.....-

Columbus.....-

Dallas.....-

Detroit.....-

Edmonton.....-

Florida.....-

Los Angeles.....-

Minnesota.....-

Montreal.....-

Nashville.....-

New Jersey.....-

NY Islanders.....-

NY Rangers.....-

Ottawa.....-

Philadelphia.....-

Pittsburgh.....-

San Jose.....-

St. Louis.....-

Tampa Bay.....-

Toronto.....-

Vancouver.....-

Washington.....-

Winnipeg.....-

NHL TOTALS.....-

## REGULAR SEASON

SEASON	TEAM	LEAGUE	GP	G	A	PTS	+/-	PIM
2013-14	Kingston	OHL	63	15	12	27	10	64
2014-15	Kingston	OHL	56	29	22	51	70	10

## PLAYOFFS

GP G A PTS PIM

7 0 3 3 7

4 2 1 3 18



# AARON EKBLAD

## DEFENSEMAN • 5

SHOOTS: **RIGHT**HEIGHT: **6'3"** WEIGHT: **213**BORN: **FEB. 7, 1996**BIRTHPLACE: **WINDSOR, ON****DRAFTED:** 2014- 1st Round (1st overall)  
by Florida.**HOW ACQUIRED:** Florida's first selection  
(1st overall) in the 2014 NHL Draft.

**2014-15:** Completed first NHL season, first with Florida...Won 2015 Calder Memorial Trophy...Passed E. Jovanovski for franchise record for goals by a rookie defenseman March 3 vs. TOR...Hit career-high 27:38 TOI Feb. 19 at MTL...Represented Florida at 2015 NHL All-Star Game Jan. 25...Recorded an assist to pass E. Jovanovski's franchise record for points by a rookie defenseman (21, 1995-96) Jan. 4 at WSH...Passed D. Kulikov's franchise record for assists by a rookie defenseman (13, 2009-10) Dec. 20 at PIT...Hit career-high five-game point streak (Dec. 1-8, 4-3—7)...Recorded career-high three assists Dec. 6 vs. BUF...Owned a four-game point streak (1-5-6) Nov. 8-Nov. 16...Recorded the first multi-point game of his career, recording two assists (0-2-2) Nov. 8 vs. CGY...Became youngest defenseman in franchise history (18 years, 267 days) to score first NHL goal, Nov. 1 vs. PHI...Made NHL debut Oct. 9 at TBL recording his first NHL point (assist), two shots, two blocked shots, a plus-one rating and 19:05 TOI.

**2013-14:** Selected by Florida first overall at the 2014 NHL Draft...Became the first player selected by Florida with the first overall pick since Ed Jovanovski (1994)...First defenseman taken at the NHL Entry Draft with the first overall pick since 2006... Named the Ontario Hockey League's Most Outstanding Defenseman...Led all OHL blueliners with 23 goals and finished tied for fifth with 53 points...named Captain of the Barrie Colts prior to the 2013-14 Season (13th Captain in franchise history)...Scored four goals Jan.11 vs. Kingston.

**2012-13:** Played in 54 games in his second season with the Barrie Colts recording 34 points (7-27-34)...captained Canada Ontario's U17 team... finished with 7-10—17 and a plus-11 rating in 22 OHL playoff games in 2012-13 with the Barrie Colts.

**2011-12:** Granted exceptional player status by Hockey Canada to be eligible for the 2011 OHL Priority Selection as a 15-year-old...Played Rookie season with Barrie recording 10-19—29 in 63 games to earn OHL Rookie of the Year honors...named to the OHL All-Rookie Team.

**International:** **2014:** Represented Canada at the 2014 World Junior Championships registering (1-1-2) in seven games...**2013:** Served as captain of the 2013 Canadian U-18 Ivan Hlinka Memorial gold medal winning team.

**Etc:** Ranks third all-time in points (39) by rookie defensemen who began their careers at 18 years old, following Bobby Orr (41) and Phil Housley (66), respectively... Holds Florida franchise record for goals (12), assists (27) and points (39) by a rookie defenseman...Youngest defenseman to score a goal in franchise history...Lived with teammate Willie Mitchell during rookie season...Began his NHL career at 18 years old...2015 Calder Memorial Trophy (Rookie of the Year)...2015 All-Rookie Team...Named to NHL All-Star Game (2015), 2014 First Overall Pick NHL Draft...2011 First Overall Pick OHL Draft, granted Exceptional Player Status by Hockey Canada, first defenseman to earn the honor.

## MILESTONES

**FIRST NHL GAME:** Oct. 9, 2014 @ TBL

**FIRST NHL GOAL:** Nov. 1, 2014 vs. PHI

**Most Goals: Game** - 1 [12X] MR: Apr. 5, 2015 vs. MTL

**Most Assists: Game** - 3, Dec. 6, 2014 vs. BUF

**Most Points: Game** - 3, Dec. 6, 2014 vs. BUF

**Most PIM: Game** - 4 PIM Feb. 24, 2015

**Most Shots: Game** - 6, Dec. 4, 2014 vs. CBJ

## EKBLAD vs. NHL

TEAM .....GP...G...A...PTS...PIM

Anaheim.....2....1....1....2....0

Arizona.....2....0....0....0....0

Boston.....4....0....2....2....0

Buffalo.....5....0....4....4....4

Calgary.....2....0....2....2....0

Carolina.....3....0....1....1....0

Chicago.....2....0....0....0....4

Colorado.....2....1....1....2....0

Columbus.....3....2....1....3....0

Dallas.....2....0....0....0....0

Detroit.....4....1....3....4....4

Edmonton.....2....0....1....1....0

Los Angeles.....2....0....0....0....0

Minnesota.....2....0....0....0....0

Montreal.....5....1....1....2....0

Nashville.....2....1....1....2....0

New Jersey.....3....0....1....1....2

NY Islanders.....2....1....1....2....2

NY Rangers.....3....0....0....0....0

Ottawa.....4....0....0....0....4

Philadelphia.....3....1....0....1....2

Pittsburgh.....3....0....1....1....2

San Jose.....2....0....2....2....2

St. Louis.....2....1....1....2....2

Tampa Bay.....4....1....1....2....0

Toronto.....4....1....0....1....2

Vancouver.....2....0....1....1....0

Washington.....3....0....1....1....0

Winnipeg.....2....0....0....0....2

## REGULAR SEASON

SEASON TEAM	LEAGUE	GP	G	A	P +/-	PIM	PPG	SHG	GWG
2011-12 Barrie	OHL	63	10	19	29 -5	34	7	0	1
2012-13 Barrie	OHL	54	7	27	34 29	64	4	1	1
2013-14 Barrie	OHL	58	23	30	53 9	91	16	1	4
<b>2014-15 Florida</b>	<b>NHL</b>	<b>81</b>	<b>12</b>	<b>27</b>	<b>39 12</b>	<b>32</b>	<b>6</b>	<b>0</b>	<b>4</b>
<b>NHL TOTALS</b>		<b>81</b>	<b>12</b>	<b>27</b>	<b>39 12</b>	<b>32</b>	<b>6</b>	<b>0</b>	<b>4</b>

ERIK  
GUDBRANSON

DEFENSEMAN • 44

SHOOTS: RIGHT

HEIGHT: 6'5" WEIGHT: 216

BORN: JAN. 7, 1992

BIRTHPLACE: OTTAWA, ON

**DRAFTED:** 2010- 1st Round (3rd overall)  
by Florida.**HOW ACQUIRED:** Florida's first selection  
(3rd overall) in the 2010 NHL Draft.

**2014-15:** Completed fourth NHL season, fourth with Florida...Scored fourth goal of the season to reach a career-high in goals March 7 vs. NYI...Recorded first multi-assist game of his career (0-2—2) Feb. 10 vs. ANA...Recorded his third goal of the season Feb. 3 at NYI...Scored his second goal of the season Jan. 17 vs. EDM...Played 200th career game Dec. 22 vs. PIT...Led team with season-high 9 PIMs Dec. 20 at PIT...Recorded a career high eight hits on Dec. 18 at PHI...Notched an assist Nov. 20 at SJS...Registered a team-leading five hits Nov. 8 vs. CGY...Recorded an assist, five PIMs, two shots, one hit and one blocked shot Oct. 30 vs. ARI...Registered four hits Oct. 25 at ARI...Recorded his first goal of the season, four PIMs and three shots Oct. 9 at TBL.

**2013-14:** Completed his third NHL season, third with Florida...Recorded career-high points (9), goals (3) and PIMS (114)...Recorded points in back-to-back games (1-1-2: Apr. 6-8)...Scored a goal Apr. 8 vs. PHI...Recorded a goal and an assist Dec. 5 vs. WPG...Notched a goal and an assist Nov. 25 vs. PHI...Registered first assist of season Oct. 25 vs. BUF.

**2012-13:** Completed his second NHL season, second with Florida...Played in 100th NHL game on Apr. 7 vs. OTT...Picked up an assist Mar. 5 vs. WPG...Recorded a season-high of six hits Feb. 26 vs. PIT...Posted an assist Feb. 21 at PHI...Recorded first point of the season (assist) on Feb. 12 vs. WSH...Recorded a shot on 21:02 TOI in season debut Feb. 7 at PHI. Appeared in two games for conditioning assignment with San Antonio.

**2011-12:** Completed his first NHL season, first with Florida...Led team in hits (154)...Registered an assist, +1, four shots, three hits and fight (R. White) Mar 27 at MTL...Had two shots Mar 21 at CAR...Finished with six hits Mar 20 at PHI...Picked up assist, +1 Mar 17 vs. BUF...Had career-high +2 and assist Feb 28 at TOR...Finished with +1 rating and one shot Feb 25 at CAR...Had career-high seven hits Feb 23 vs. MIN...Had career-high 21:16 TOI Feb 15 vs. OTT...Finished with 20:25 TOI Feb 9 vs. LAK...Had 20:08 TOI Jan 24 vs. PHI...Had assist and six hits Dec 30 vs. NYR...Tallied goal on two shots Dec 27 vs. TOR...Missed two games (lower body) 12/13-12/16...Recorded first NHL goal Dec 11 at NYR...Earned first career NHL point and tied career high with +1 rating Dec 1 at LAK...Had career-high five shots Nov 23 vs. NYR...Had career-high three blocked shots Oct 27 at OTT...Registered three hits in 16:51 TOI Oct 20 vs. BUF...Recorded 5 PIM for fighting in second straight game Oct 17 at TBL...Totaled career-high 19 PIM, had first career fight (S. Downie) Oct 15 vs. TBL...Made NHL debut Oct. 8 at NYI. Played in all seven playoff games...Career-high TOI in Game Seven vs. NJD 21:04...Made playoff debut in Game One on Apr. 13 vs. NJD

**2010-11:** Completed his third OHL season, third with Kingston Frontenacs... Played in 44 games, registering 12 goals, 22 assists, 34 points, was -1 and finished second on Kingston in PIMs with 105...Played in five playoff games, finishing with one goal, three assists, four points, was -3 and 10 PIM.

**2009-10:** Completed his second OHL season, second with Kingston Frontenacs...Played in 41 games, registering two goals, 21 assists, 23 points, was +11, with 68 PIMs...Competed in seven Playoff games for Kingston, finishing with one goal, two assists, three points, was 0 with six PIMs...Was planned to be part of CHL Top Prospects game, but was unable to play due to illness.

**2008-09:** Completed his rookie season in the OHL with Kingston Frontenacs...Played in 63 games, registering three goals, 19 assists, 22 points was -16 with 69 PIMs.

# 44

## ERIK GUDBRANSON

(AIR-ihk guhd-BRAN-sun )

### International:

**2014:** Represented Canada at the 2014 World Championships Championship posting a goal and a plus-six rating in seven games played.

**2011:** A member of the Silver-Medal winning WJC Canada team where he finished three goals, two assists, five points was +8 and 4 PIMs in seven games played. **2009:** Named Captain of Team Ontario in U-17 Championships and was a member of Team Canada in U-18 Championships.

**ETC:** 2013-14 Florida Panthers Community Ambassador of the Year... Has assisted in Panthers street hockey outreach, teaching clinics in the Bahamas and Puerto Rico...Won Silver Medal in 2011 WJC for Team Canada with teammate Dylan Olsen...2009-10 – OHL Bobby Smith Trophy (Scholastic Player of the Year)



## MILESTONES

FIRST NHL GAME: 10/8/11 at NY Islanders

FIRST NHL GOAL: 12/11/11 at NY Rangers

FIRST NHL ASSIST/POINT: 12/1/11 at Los Angeles

MOST GOALS, GAME: 1 (5 times) MR: 4/8/14 vs. Philadelphia

MOST ASSISTS, GAME: 1 (ten times) MR: 4/6/14 vs. Dallas

MOST POINTS, GAME: 2 (2 times) MR: 12/5/13 vs. Winnipeg

MOST PENALTY MINUTES, GAME: 19, 10/15/11 vs. Tampa Bay

## GUDBRANSON vs. NHL

TEAM .....GP...G...A...PTS...PIM

Anaheim.....4....0....3....3....2

Arizona.....3....0....1....1....9

Boston.....14....0....0....0....6

Buffalo.....14....0....2....2....21

Calgary.....4....0....1....1....0

Carolina.....15....0....1....1....17

Chicago.....5....0....0....0....0

Colorado.....5....0....0....0....2

Columbus.....7....0....1....1....10

Dallas.....4....0....1....1....0

Detroit.....8....0....1....1....2

Edmonton.....5....1....0....1....9

Los Angeles.....5....0....1....1....0

Minnesota.....6....0....0....0....0

Montreal.....14....0....1....1....26

Nashville.....4....0....0....0....0

New Jersey.....7....0....1....1....2

NY Islanders.....12....2....0....2....31

NY Rangers.....11....1....2....2....2

Ottawa.....10....0....0....0....17

Philadelphia.....12....2....2....4....26

Pittsburgh.....12....0....1....1....16

San Jose.....4....0....1....1....2

St. Louis.....5....0....1....1....10

Tampa Bay.....14....1....2....3....37

Toronto.....11....1....1....2....2

Vancouver.....3....0....0....0....0

Washington.....15....0....1....1....32

Winnipeg.....12....1....2....3....16

## REGULAR SEASON

SEASON	TEAM	LEAGUE	GP	G	A	PTS +/-	PIM	PPG	SHG	GWG
2008-09	Kingston	OHL	63	3	19	22 -16	69	2	0	0
2009-10	Kingston	OHL	41	2	21	23 11	68	1	1	0
2010-11	Kingston	OHL	44	12	22	34 -1	105	4	0	0
2011-12	Florida	NHL	72	2	6	8 -19	78	0	0	0
2012-13	Florida	NHL	32	0	4	8 -19	78	0	0	0
2013-14	Florida	NHL	65	3	6	9 -7	114	0	0	0
2014-2015	Florida	NHL	76	4	9	13 -4	58	0	0	0
NHL TOTALS			245	9	25	34 -52	297	0	0	0

## PLAYOFFS

Playoffs	TEAM	LEAGUE	GP	G	A	P	PIM
2009-2010	Kingston	OHL	7	1	2	3	6
2010-2011	Kingston	OHL	5	1	3	4	10
2011-2012	Florida	NHL	7	0	0	0	8
NHL TOTALS			7	0	0	0	8



11

## JONATHAN HUBERDEAU

(JAWN-ah-thuhn hoo-BAIR-DOH )

JONATHAN  
HUBERDEAU  
LEFT WING • 11

SHOOTS: LEFT

HEIGHT: 6'1" WEIGHT: 188

BORN: JUNE 4, 1993

BIRTHPLACE: SAINT-JEROME, QC

**DRAFTED:** 2011- 1st Round (3rd overall)  
by Florida.**HOW ACQUIRED:** Florida's first selection  
(3rd overall) in the 2011 NHL Draft.

**2014-15:** Completed third NHL season, third with Florida...Led the team in points (54) and assists (39)...Reached new career-high in goals April 11 vs. NJD...Recorded a goal and season-high eight shots Mar. 24 at TBL...Reached career-high five-game point streak (2-6—8) March 1 - March 12...Scored a goal and shootout game-winner March 7 vs. NYI... Recorded three assists March 1 vs. TBL...Recorded an assist to reach new career-high in points Feb. 19 at MTL...Recorded three assists to reach new career-high in assists Feb. 10 vs. ANA...Recorded points in three consecutive games (1-2—3) Jan. 13 - 17...Named NHL Third Star of the week (week ending Jan. 11)...Notched goal in second consecutive game Jan. 9 at CGY...Recorded season-high three points (2-1—3) and first multi-goal game of the season Jan. 8 at VAN...Recorded points in three consecutive games (1-3—4) Dec. 28-31...Recorded points in three consecutive games (1-4-5) Nov. 16-20...Two-point game (1-1-2) Nov. 16 at ANA...Recorded his first goal of the season in season debut Oct. 9 vs. TBL.

**2013-14:** Completed his second NHL season, second with Florida...Recorded career-high assists (19)...Recorded a goal and three shots Apr.8 vs. PHI...Picked up a pair of assists Mar. 14 vs. NJD...Posted two assists Mar. 2 at NYI...Had three-game point streak (1-3-4: Jan. 18-21)...Recorded a goal and an assist Jan. 20 at PIT...Scored first GWG of season Dec. 7 at DET...Recorded three-game point streak (2-1-3: Nov. 12-16)...Recorded three goals in four games (Oct. 10-15)...Posted first goal of season Oct. 10 at TBL...Recorded an assist in season opener Oct. 3 at DAL.

**2012-13:** Completed his first NHL season, first with Florida...Became first player in franchise history to win Calder Memorial Trophy...Named to NHL-All Rookie Team...Recorded most points (31) as a teenager in Panther history...Recorded season-high three assists Apr. 27 at TBL...Scored a goal Apr. 18 at NYR...Recorded an assist Apr. 7 vs. OTT...Notched two assists Mar. 30 vs. NJ...Scored a goal and added an assist Mar. 28 vs. BUF...Became the first Panther to score on two penalty shots in one season, recording his second penalty shot goal Mar. 5 vs. CAR...Recorded the third two-goal game of his career Mar. 3 vs. CAR...Named NHL Rookie of the Month for February, posting nine points (6-3-9) in 13 games...Tied franchise record for points in a game for rookie, including first GWG on penalty shot (2-2-4) on Feb. 21 at PHI...Recorded first two-goal game of his NHL career Feb. 12 vs. WSH...Netted SO winner Feb. 8 at PHI...Recorded points in three straight games (2-1-4; 1/31-2/5)...Scored a goal and added two assists in his NHL debut Jan. 19 vs. CAR...Played in 30 games for Saint John (QMJHL) scoring 45 points (16-29-45).

**2011-12:** Completed third QMJHL season, third with Saint John Sea Dogs, serving as team Captain...Suffered injury (broken foot), missed 31 games...Finished the season playing 37 games with 72 points (30-42-72), finishing third on his team in scoring and ended the season with a +53 rating and 50 PIMs...Led the NHL preseason in powerplay goals. Led all Florida Panthers in preseason points with three goals, all on the powerplay, one assist, four points in five games. Played in 15 Playoff games for Saint John... Recorded 21 points (10-11-21) with a +11 rating and 18 PIMs, winning the President's Cup against Rimouski in four games... Advanced to the Memorial Cup Tournament for the second straight year. **2010-2011:** Completed second QMJHL season, second with Saint John Sea Dogs...Played in 67 games, registering 43 goals, 62 assists, 105 points and finished third in the league in points...Named to the QMJHL first-All -Star Team...Played in 19 playoff games, scoring 16 goals, 14 assists and 30 points, winning a Memorial Cup and being named Memorial Cup MVP in the process. **2008-2009:** Completed first QMJHL season, first with Saint John Sea Dogs...Played in 61 games, scored 15 goals and added 20 assists for 35 points... In 21 playoff games for the Sea Dogs, he scored 11 goals, seven assists for 18 points.

# 11

# JONATHAN HUBERDEAU

(JAWN-ah-thuhn hoo-BAIR-DOH )

**INTERNATIONAL:** **2014:** Represented Canada at the 2014 World Championships...**2012 WJC:** Represented Team Canada in the WJC, winning a Bronze Medal, finishing the tournament with one goal and eight assists with a +8 rating and 16 PIMs. Named Captain of Team Canada for Canada-Russia Challenge, Lead team Canada with five points (2-3-5) in three games played. **2009:** Huberdeau played for Team Quebec at the World U-17 Hockey Challenge, picking up two goals and one assist for three points in five games.

**ETC:** 2013 Calder Memorial Trophy (Rookie of the Year), first in Florida franchise history...2013 NHL All-Rookie Team...2011 Memorial Cup MVP...Played for Head Coach Gerard Gallant and Assistant Coach Mike Kelly during his time in Saint John (QMJHL)...First language is French, speaks both French and English fluently.



## MILESTONES

**FIRST NHL GAME:** 1/19/13 vs. Carolina

**FIRST NHL GOAL/POINT:** 1/19/13 vs. Carolina

**FIRST NHL ASSIST:** 1/19/13 vs. Carolina

**MOST GOALS, GAME:** 2G [4X] MR: Jan. 8, 2015 @ VAN

**MOST ASSISTS, GAME:** 3, 4/27/13 at Tampa Bay

**MOST POINTS, GAME:** 4, 2/21/13 at Philadelphia

**MOST PENALTY MINUTES, GAME:** 6, 3/2/14 at NY Islanders

## HUBERDEAU vs. NHL

TEAM .....GP...G...APTSPIM

Anaheim.....2....1....4....5....0

Arizona.....2....0....0....0....2

Boston.....3....1....0....1....4

Buffalo.....5....0....0....0....0

Calgary.....2....1....1....2....0

Carolina.....3....0....3....3....0

Chicago.....2....0....0....0....4

Colorado.....2....0....2....2....0

Columbus.....3....1....2....3....0

Dallas.....2....1....0....1....0

Detroit.....4....1....2....3....2

Edmonton.....2....1....0....1....2

Los Angeles.....2....0....2....2....2

Minnesota.....2....0....0....0....2

Montreal.....5....0....6....6....2

Nashville.....2....0....0....0....0

New Jersey.....3....1....0....1....4

NY Islanders.....3....1....1....2....0

NY Rangers.....3....0....1....1....4

Ottawa.....4....0....3....3....2

Philadelphia.....1....0....0....0....2

Pittsburgh.....3....0....1....1....0

San Jose.....2....0....2....2....0

St. Louis.....2....0....0....0....0

Tampa Bay.....4....2....3....5....0

Toronto.....4....2....2....4....2

Vancouver.....2....2....1....3....4

Washington.....3....0....0....0....0

Winnipeg.....2....0....3....3....0

## REGULAR SEASON

SEASON	TEAM	LEAGUE	GP	G	A	PTS	+/-	PIM	PPG	SHG	GWG
2009-10	Saint John's	QMJHL	61	15	20	35	28	43	3	0	0
2010-11	Saint John's	QMJHL	67	43	62	105	59	88	13	3	7
2011-12	Saint John's	QMJHL	37	30	42	72	53	50	7	1	6
2012-13	Florida	NHL	48	14	17	31	-15	18	2	0	1
2013-14	Florida	NHL	69	9	19	28	-5	37	2	0	1
2014-15	Florida	NHL	79	15	39	54	10	38	0	0	0

NHL Totals

117 23 36 59 -20 55 4 0 2 - -

## PLAYOFFS

	GP	G	A	PTS	PIM
2009-10	21	11	7	18	22
2010-11	19	16	14	30	13
2011-12	15	10	11	21	11
2012-13	-	-	-	-	-
2013-14	-	-	-	-	-
2014-15	-	-	-	-	-



68

## JAROMIR JAGR

(YAH-roh-meer YAH-gur )

JAROMIR  
JAGR

RIGHT WING • 68


SHOOTS: LEFT

HEIGHT: 6'3" WEIGHT: 230

BORN: FEB. 15, 1972

BIRTHPLACE: Kladno,  
Czech Republic**DRAFTED:** 1990- 1st Round (5th overall)

by Pittsburgh Penguins

**HOW ACQUIRED:** Acquired from New Jersey  
in exchange for a 2015 second round pick  
& a 2016 third round pick.

**2014-15:** Completed 21st NHL season, first with Florida...Ranks first among active leaders in games played, goals, assists and points... Recorded two points (0-2—2) to pass R.Francis for fourth all-time in points and record his 1,800th point Apr. 9 vs. BOS...Scored two goals March 29 at OTT...Passed J. Bucyk for 12th all-time in games played (1,541) Mar. 24 at TBL...Scored 718th career goal to pass P. Esposito for fifth all-time Mar. 20 vs. DET...Made debut with FLA Feb. 28 vs. BUF...Appeared in 1,525th NHL game Feb. 14 at NSH to pass B. Shanahan for 13th all-time...Scored 15th career hat trick Jan. 3 vs. PHI; is oldest player in NHL history to do so...Registered two assists Dec. 15 at NYI; assists were 1,064/65th of career to pass S.Yzerman (1,063) for 7th all-time...Recorded two points (1-1—2) Dec. 8 at CAR to tie/surpass M.Dionne (731-1,040—1,771) for 5th all-time in points...Scored 709th goal Nov. 28 vs. DET to pass M.Gartner for 6th all-time...Extended NHL record with 19th OT goal Oct. 25 at OTT...Recorded two assists Oct. 9 at Phi. to pass S.Yzerman for sixth place all-time.

**2013-14:** Led Devils with 43 assists/67 points, while finishing second with 24 goals (A. Henrique, 25)...Also led club with six game-winning tallies, 231 shots on goal and plus-16 mark...League's all-time leader with 124 game-winning goals, passed G. Howe(121) Dec. 18 vs. Ottawa; total includes NHL-record 18 overtime scores...Scored 700th career NHL goal Mar. 1 at NY Islanders; reached/surpassed 1,700-point mark Nov. 10 vs. Nashville and appeared in his 1,400th NHL game Oct. 22 at Columbus...Played in 1,396th NHL contest Oct. 11 at Calgary, the most ever by Czech-born player (R. Hamrlik, 1,395)...Recorded points in team season-high seven straight games Dec. 7-21 (2-9-11)...Also posted points in five straight twice: Mar. 4-15 (3-3-6) and Oct. 19-29 (1-6-7)...Posted four-game point-scoring streak Jan. 18-26 (2-4-6) and 3-game streak Nov. 16-21 (4g)...Also had points in back-to-back games seven times, most recently Apr.11-13 (3a)...Led squad with 18 multiple-point games, including team season-high 1-3-4 Mar. 31 vs. Florida (tie, T. Zajac, 3-1-4)...Recorded 1-2-3 Dec. 21 at Washington and Nov. 29 at Carolina...Netted lone multiple-goal game with 2g Nov. 16 vs. Pittsburgh...Totals included six 1g-1a-2pt efforts, most recently Mar. 11 at Philadelphia; as well as eight two-assist outings, most recently Apr. 13 vs. Boston...A finalist for the Bill Masterton Trophy for perseverance, sportsmanship and dedication to hockey. **2012-13:** Split campaign between Dallas (34 games) and Boston (11); combined for 16-19-35 overall...Acquired by Bruins Apr. 2; traded for third time in NHL career...Began year with first of nine multiple-point games/two multi-goal outings; posted 2-2-4 Jan. 19 vs. Phoenix...Notched 1-2-3 Mar. 20 at Colorado, as well as 2g Mar. 7 at Los Angeles...Recorded season-high five- game point-scoring streak Mar. 20-29 (4-4-8)...Goal Apr. 21 vs. Florida marked his 118th career game-winning goal; tied P. Esposito for second all-time...Reached 1,000-assist mark in NHL career Mar. 29 vs. Minnesota...Extended own NHL record with 17th career overtime tally Feb. 6 at Edmonton...Added 10a in 22 playoff games en-route to first Stanley Cup Finals appearance since 1991-92...Began season by playing in 34 games...**2011-12:** Returned to NHL for first time since 2007-08; played in 73 games for Philadelphia...Finished third on Flyers with 35a/54pts...Reached 1,300 NHL career games-played mark Dec. 17 vs. Boston; tallied 1,600th career point with assist in season opener Oct. 6 at Boston...Posted season-high 7-game point-scoring streak Oct. 24-Nov. 5 (6-5-11)...Recorded 12 multiple-point/four multiple-goal games...Totals included three season-high three-point efforts: 2g-1a Dec. 2 at Anaheim and Oct. 24 vs. Toronto; as well as 3a Mar. 29 at Toronto...Notched 2g Feb. 18 vs. Pittsburgh and Oct. 29 vs. Carolina... **2007-08:** Appeared in every game for third straight season and fifth time overall...Led NY Rangers with 25g (tie, C. Drury)/71pts during final season with club; was second with 46a (S. Gomez, 54)...Recorded 8-game point-scoring streak Dec. 18-Jan. 2 (4-10-14); as well as 19 multi-point/two multi-goal contests...Racked-up season-high 4pts on two occasions: 4a Feb. 19 at Montreal and 1g-3a Dec. 29 at Toronto...



Notched 2g Apr. 3 at NY Islanders and Dec. 26 vs. Carolina...Played in his 1,200th career contest Oct. 25 vs. New Jersey...**2006-07**: One of just two players in NY Rangers' lineup to appear in all 82 games (B. Betts)...Led club with 30g, 66a and 96pts; second with +26 mark (M. Malik, +32)...Became 16th player in league history to reach 600-goal plateau Nov. 19 vs. Tampa Bay, marking first time in history that teammates (B. Shanahan in season opener) reached mark the same season...Reached/surpassed 900a mark in career Mar. 17 vs. Boston; was 17th NHL player to reach stat...Also reached/surpassed 1,500pts Feb. 10 at Washington; was just 12th player to reach mark, including J. Sakic earlier in season...Matched/surpassed S. Mikita (1,467pts) as the NHL's all-time scoring leader among European-born players Nov. 25 at Pittsburgh...Reached/surpassed J. Kurri (601g) as the league's all-time European-born goal scorer Nov. 21 vs. Carolina...Just second player to reach 30-plus goal mark in 15 consecutive seasons, joining M. Gartner...Stats showed two season-high 6-game point-scoring stretches, including Feb. 6-18 (2g-7a-9pts); opened season with points in six straight through Oct. 16 (2g-9a-11pts)...Totaled 26 multiple-point games, including season-high 1g-3a-4pts Oct. 28 at Phoenix; notched four multi-goal contests overall...Named 26th captain in team history just prior to season opener...**2005-06**: Saw action in all 82 games during first full season with NY Rangers; finished second in voting for the Hart Trophy as league's MVP (J. Thornton, Bos./SJ)...Named to league's First All-Star Team...Completed campaign ranked second in NHL with 54g (J. Cheechoo, SJ, 56) and 123pts (Thornton, 125); tied for second (Cheechoo, SJ & B. Gionta, NJ) with career-high 24 power play tallies; and tied for third with 69a (M. Savard, Atl.), 9 GWG (3 others) and career-high +34 mark (A. Meszaros, Ott.)...Established Rangers' single-season goal (A. Graves, 52; '93-94) and point (J. Ratelle, 109, '71-72) records...Named NHL Offensive Player of the Month twice: March (12g-14a-26pts) and December (4g-18a-22pts)...Posted two 12-game point-scoring stretches: Mar. 12-Apr. 4 (9g-14a-23pts) and Oct. 10-Nov. 5 (12g-7a-19pts)...Recorded 37 multiple-point games, including six straight Feb. 2-Mar. 2 (9g-6a-15pts)...Notched four 4pt games, including 1g-3a on three occasions, most recently Mar. 18 vs. Toronto and 4a Mar. 29 at NY Islanders...Totaled 11 multi-goal games, including three hat tricks: Mar. 22 vs. Philadelphia, Nov. 12 at Pittsburgh and Oct. 20 at NY Islanders...Played in his 1,100th career NHL game Mar. 29 at NY Islanders; reached/surpassed 1,400pt mark Mar. 2 at Philadelphia; and posted 800th career assist Dec. 18 vs. Colorado...Winner of NHLPA's Lester Pearson Award as "the most outstanding player" as voted by his peers...**2003-04**: Began season with Washington (46 games); traded mid-season to New York (31) and made Rangers' debut Jan. 24 at Ottawa...Posted 12-game point-scoring streak Nov. 8-Dec. 2 (6g-14a-20pts) and 22 multiple-point/two multi-goal games...Totals showed six 3pt outings, including two 2g-1a contests, most recently Feb. 26 at NY Islanders; and four 1g-2a matches, most recently Jan. 26 vs. Florida...Posted 1,300th point with assist Mar. 5 vs. Washington; skated in his 1,000th game Jan. 30 vs. Buffalo...Registered 1a while skating for the Eastern Conference at the NHL All-Star Game in Minnesota...**2002-03**: Finished first on Washington with 36g/77pts; third with 41a...Also first on squad with 13 PPG, 2 shorthanded goals (tie w/3 others), 9 GWG, 2 OTG (tie w/3 others) and 290 shots...Notched 11th career hat trick/reached 500g mark/added 1a Feb. 4 at Tampa Bay...Posted his 1,200th career point/matched career high with 3g-4a-7pts Jan. 11 vs. Florida...Played in his 900th career game Dec. 3 at Pittsburgh; recorded 700th assist Nov. 21 vs. Minnesota...Stats showed 16 multiple-point/five multi-goal games overall...Posted 6-game point-scoring streak Jan. 26-Feb. 7 (5g-6a-11pts)...Missed 6 games Mar. 10-23 with wrist injury...Named a starter at NHL All-Star Game; had 3a...**2001-02**: Led Washington with 79pts during first season with club; second with 31g (P. Bondra, 39)/48a (A. Oates, 57)/10 PPG (Bondra, 17) and third with 197 shots...Posted a pair of 7-game point-scoring streaks: Mar. 15-26 (6g-6a-12pts) and Dec. 28-Jan. 9 (3g-8a-11pts)...Recorded 24 multiple-point/four multi-goal games, including season-high 2g-2a-4pts Mar. 21 at Toronto...Posted 1,100th career point Nov. 30 vs. Carolina...Made Capitals' debut Oct. 6 vs. New Jersey...Missed 6 games with groin injury and 7 contests with leg injury...Did not qualify for Stanley Cup Playoffs for first time in NHL career...Selected as a starter for World All-Star Team...**2000-01**: Captured Art Ross Trophy as league's top scorer for fourth straight season and fifth time overall (121pts); finished tied for first with 69a (Oates, Wsh.) and third with 52g...One of just five five-time winners, joining W. Gretzky (10), M. Lemieux (6), G. Howe (6) and Esposito (5)...Became just third player to win award four or more straight seasons, joining Gretzky ('80-81 to '86-87), Esposito ('70-71 to '73-74) and Howe ('50-51 to '53-54)...Led Pittsburgh in goals, assists, points and GWG (10); tied for second (J. Hrdina & M. Straka) on team at +19...Named to NHL's First All-Star Team for fourth straight season and sixth time overall; finished third in voting for the Hart Trophy...Voted as a starter in the NHL All-Star Game for the eighth consecutive season; was the leading vote-getter for the third time in four years...Named NHL Player of the Month for March (15g-16a-31pts) and November (4g-7a-11pts); Player of the Week for period ending Dec. 31 (4g-4a-8pts)...Registered career-high 16-game assist/point-scoring streaks Jan. 9-Feb. 16 (7g-24a-31pts), the league's longest of the season...Recorded 37 multiple-point/12 multi-goal games, including season-high 3g-2a-5pts Mar. 10 vs. Calgary...Posted five 4pt games, including career-high 4g Oct. 14 vs. NY Rangers; also recorded hat trick Dec. 16 at Montreal...Appeared in his 800th career game Mar. 25 at New Jersey; registered 600th assist Jan. 13 at NY Islanders; reached/surpassed 1,000pt mark Dec. 30 vs. Ottawa; and notched 400th goal Nov. 13 at Colorado...Registered 2g-10a-12pts en-route to Eastern Conference Finals vs. New Jersey...**1999-00**: Winner of Art Ross Trophy



games due to injury: thigh (13), stomach (4) and upper back (2)...**1998-99:** Captured Hart Trophy, Pearson Award and Art Ross Trophy... Named to NHL First All-Star Team; appeared in mid-season All-Star Game for fifth time...Ranked first in NHL with 83a; tied for second (T. Amonte, Chi. & A. Yashin, Ott.) with 44g...Led club across the board in goals, assists and points (127), and with 7 GWG, 3 OT goals and 343 shots...Matched career high (since surpassed) with 13-game point-scoring streak Dec. 26-Jan. 21 (8g-17a-25pts)...Totaled 37 multiple-point/eight multi-goal contests, including 1g-4a-5pts Feb. 2 vs. Buffalo...Recorded 500th career assist Apr. 3 vs. New Jersey; reached/surpassed 800pt mark Jan. 31 at Montreal...Appeared in his 600th game Nov. 25 at Washington...**1997-98:** Won Art Ross Trophy with 102pts; was only player to reach 100pt mark and was tied for first (W. Gretzky, NYR) with 67a...Led club with 35g, 8 GWG, +17 and 262 shots and was tied for third (R. Francis) with 7 PPG...Selected to NHL First All-Star Team and played for World Team at NHL All-Star Game, scoring 1g...Runner-up for Hart Trophy (D. Hasek, Buf.)...Named NHL Player of the Month for March (5g-15a-20pts)...Posted 8-game point-scoring streak Dec. 6-26 (7g-8a-15pts)...Thirty-two multiple-point/five multi-goal games included three season-high 4pt games: 2g-2a Feb. 25 at Montreal, and 1g-3a Mar. 7 vs. Philadelphia and Dec. 29 vs. NY Islanders...Tallied 300th career goal Apr. 15 vs. Tampa Bay; registered 700th point with goal Feb. 6 at Buffalo; and reached/surpassed 400a Jan. 12 at Carolina... **1996-97:** Named to NHL Second All-Star Team...Tied for sixth in NHL with 47g (Shanahan, Hfd. & Det.); sixth with 95pts...Second on squad in goals and points (Lemieux, 50g/122pts); finished third with 48a, 11 PPG and 2 SHG...Posted career-high 13-game point-scoring streak (since surpassed) Nov. 16-Dec. 13 (15g-9a-24pts)...Named NHL Player of the Month for November (16g-7a-23pts)...Recorded career-high 9-game goal-scoring streak Nov. 21-Dec. 10 (14g); stretch was league's longest of season...Totaled 26 multiple-point/ten multi-goal games, including season-high 2g-3a-5pts Dec. 23 at Toronto... Recorded 600th career NHL point with assist Jan. 4 vs. Tampa Bay...Selected to participate in NHL All-Star Game, but did not play due to injury...Missed 18 games with groin injury...**1995-96:** Appeared in 82 games for first time in NHL career, establishing career-highs with 62g, 87a and 149pts...Goal/point-totals were ranked second in NHL (Lemieux, 69g/161pts); assists were third...Set an NHL single-season record for assists/points by a right wing (M. Bossy, 83a/147pts, '81-82)...Also established a new single-season mark for most points by a European-born player (P. Stastny, 139pts, '81-82)...One of only six players (Gretzky, Lemieux, Esposito, Yzerman & B. Nicholls) to record at least 149pts in a season...Led league with career-high 12 GWG and 403 shots on goal...Finished second on club (P. Nedved, +37)/tied for seventh in league (w/3 others) with career-high +31 mark (since surpassed)...Named to NHL First All-Star Team for second time and appeared in his third NHL All-Star Game...Recorded 45 multiple-point/15 2g games overall...Stats included his 300th career assist Mar. 5 vs. Winnipeg; 500th point Feb. 24 at Montreal; 200th goal Feb. 7 at New Jersey; and 400th game Jan. 8 vs. Vancouver...Appeared in 18 playoff games; totaled 11g-12a-23pts, including 11-game point streak Apr. 17-May 11 (10g-8a-18pts)...Notched first career playoff hat trick in game five of ECQF vs. NY Rangers...**1994-95:** Captured his first Art Ross Trophy; tied E. Lindros with 70pts and was second with 32g (P. Bondra, Wsh., 34)...Became first European-born player ever to win the award and first non-center since 1977 (G. Lafleur)...Named to NHL First All-Star Team; finished as runner-up (E. Lindros, Phi.) in voting for Hart Trophy...Tied for second (O. Nolan, SJ, 8) in NHL with 7 GWG and tied for third (w/7 others) with 3 SHG...Led club with 8 PPG and 192 shots; second with 38a and +23 mark...Appeared in 12 playoff games en-route to ECQF vs. New Jersey...**1993-94:** Ranked first on team and was tied for ninth (D. Andreychuk, Tor.) in NHL with career-high 99pts (since surpassed); tied for seventh (M. Recchi, Phi.) in league with 67a...First on team with 298 shots; second with 9 PPG, tied for second with 6 GWG and tied third with 32g...Completed campaign on career-high (since surpassed) 9-game point-scoring streak (3g-11a-14pts)...Posted 29 multiple-point/four 2g games, including career-high 5a/6pts (since surpassed) Nov. 16 vs. Philadelphia...Voted to start NHL All-Star Game; did not play after suffering groin injury during skills competition and missed 4 games as a result...**1992-93:** Finished campaign ranked fifth on Penguins with 34g-60a-94pts; was second on squad with 9 GWG (Lemieux, 10) and third with 242 shots... Appeared in his second NHL All-Star Game...Matched career high (since surpassed) with 7-game point-scoring stretch Dec. 12-27 (6g-4a-10pts)...Recorded 32 multiple-point/three multi-goal games; matched career high with 1g-3a-4pts Oct. 22 vs. Detroit (since surpassed)... Notched first career SHG Nov. 21 vs. New Jersey...Suffered separated shoulder Feb. 23 vs. New Jersey and missed 3 games...**1991-92:** Completed campaign fifth on Penguins with 32g, tied for sixth (Recchi) with 37a and sixth with 69pts...Recorded 22 multiple-point/six multiple goal games, including career-high 1g-3a-4pts Nov. 29 at Philadelphia (since tied/surpassed)...Posted 100th career point Dec. 29 at NY Rangers; appeared in 100th game Nov. 18 at Quebec...Received 10-game suspension from NHL for physical abuse of an official Jan. 26 at Washington...A member of Pittsburgh's Stanley Cup Championship team; had 9-game point streak May 7-26 (7g-8a-15pts)...Scored OT goal in game 1 of WCF vs. Boston...Also scored goal on penalty shot attempt in game 5 of PDF vs. NY Rangers' J Vanbiesbrouck...**1990-91:** Named to NHL All-Rookie Team; one of just two first-year players (M. Sundin, Que.) to see action in all 80 games...Finished third among league's rookies with 27g; third with 30a/57pts...A member of Pittsburgh's Stanley Cup Championship team; finished first among first-year players with 3g-10a-13pts...Established Stanley Cup Finals rookie record with 5a.

## International:

**2014-15:** Named World Championship MVP, recording nine points (3-6—9) in 10 games...**2013-14:** Became eighth player to appear in five Olympics; had 2g-1a-3pts in five games for Czech Republic in Sochi...Also represented home country at World Championships for ninth time; led team with 4g-4a-8pts...**2012-13:** Began season by playing in 34 games with HC Kladno (Czech Rep.); led team with 24g-33a-57pts and was named league's Most Valuable Player...**2011-12:** Named Czech Player of the Year for tenth time...**2010-11:** Played in final season with Omsk (KHL); helped squad to Continental Cup with league's best record...Three-season totals showed 66g, 79a and 145pts in 155 games played...Finished first on club with 32a; was second with 51pts and third with 19g...Played in KHL All-Star Game for third straight year...Nominated to World Championships All-Star Team; named best forward in leading Czech Republic to Bronze Medal...**2009-10:** Appeared in KHL All-Star Game; finished first on Omsk across the board with 22g/20a (tie)/42pts...Represented Czech Republic at Olympic Winter Games...Won Gold Medal while playing for his home country at World Championships; finished tied for first on team with 3g-4a-7pts...**2008-09:** Returned to Europe for first time since **2004-05**; finished first on Omsk with 25g/53pts; second with 28a...Played in KHL All-Star Game...Represented Czech Republic at World Championships...**2005-06:** Played for Bronze Medal-winning Czech Republic at Winter Olympic Games in Torino, Italy...Named country's national player of the year for seventh time...**2004-05:** Represented home country at World Cup for second time...Finished fourth on HC Kladno (Czech Rep.) with 11g-17a-28pts despite seeing action in just 17 of 52 games; also fourth on Avangard Omsk (Rus.) with 16g-22a-38pts after playing in 32 of 60 matches...Led Czech Republic with 2g-7a-9pts at World Championships en-route to Gold Medal...**2003-04:** Represented Czech Republic at World Championships; tied for country's lead with 5g-4a-9pts...**2001-02:** Led Czech Republic in scoring at both Olympic Winter Games and World Championships...**1997-98:** Represented Czech Republic/captured Gold Medal at Olympic Winter Games while leading country with 1g-4a-5pts (tie)...**1996-97:** Represented Czech Republic at inaugural World Cup of Hockey tourney...**1994-95:** Began campaign with HC Kladno (Czech Rep.)...**1991-92:** Represented Czech Republic at Canada Cup...ETC: First Czech-born player to attend the NHL Entry Draft without defecting...Played four seasons in Czech Junior League prior to playing for Poldi Kladno in Czech Div. 1

**ETC:** Highest scoring Czech-born player in history...Ranks first all-time in game-winning goals (129), fourth all-time in points (1,802), fifth all-time in goals (722), sixth all-time in assists (1,080), 11th all-time in games played (1,550)... Leads all active players in games played, goals, assists, points, power play goals and game-winning goals...Stanley Cup Champion (1991, 1992 w/PIT)...Lester B. Pearson Award (2006,2000,1999)...Art Ross Trophy (Most Points) (2001,2000,1999,1998,1995)...1999 Hart Memorial Trophy... 12-time NHL All-Star Game Selection (2004,2003,2002,2001,2000,1999,1998,1997,1996,1994,1993,1992), NHL First All-Star Team (2006,2001,2000,1999,1998,1996,1995)...Played with Florida teammate Reilly Smith in Dallas (2012-13)...Played with Florida teammate Shawn Thornton in BOS (2012-13).

## MILESTONES

**FIRST NHL GAME:** 1/19/13 vs. Carolina

**FIRST NHL GOAL/POINT:** 1/19/13 vs. Carolina

**FIRST NHL ASSIST:** 1/19/13 vs. Carolina

**MOST GOALS, GAME:** 2 (3 times) MR: 3/3/13 vs. Carolina

**MOST ASSISTS, GAME:** 3, 4/27/13 at Tampa Bay

**MOST POINTS, GAME:** 4, 2/21/13 at Philadelphia

**MOST PENALTY MINUTES, GAME:** 6, 3/2/14 at NY Islanders

## JAGR vs. NHL

TEAM .....GP...G...A.PTS.PIM

Anaheim	24..16..15..31..14
Arizona	...34..15..19..34..34
Boston	....78..33..65..98..64
Buffalo	....83..42..56..98..70
Calgary	...32..12..26..38..22
Carolina	..83..38..77115..56
Chicago	..29..13..14..27..24
Colorado	..40..21..27..48..20
Columbus	17....7....8..15..10
Dallas	.....31..14..16..30..22
Detroit	....36..11..22..33..20
Edmonton	3415..24..39..18
Florida	.....62..35..37..72..42
Los Angeles	3013..17..30..16
Minnesota	16..4..14..18....6
Montreal	79..41..47..88..44
Nashville	19....7..17..24..14
New Jersey	100.365.591..62
NY Islanders	107.61.21.153.69
NY Rangers	6928.59.87..46
Ottawa	....69..40..42..82..52
Philadelphia	93.45.71.116.77
Pittsburgh	51.24..22..46..32
San Jose	..29..12..21..33..22
St. Louis	..29....8..17..25..21
Tampa Bay	7134..44..78..38
Toronto	..55..32..43..75..34
Vancouver	2913..22..35..18
Washington	78.30.60.90..56
Winnipeg	43..22..31..53..30

## REGULAR SEASON

SEASON	TEAM	LEAGUE	GP	G	A	P +/-	PIM	PPG	SHG	GWG
1988-89	Kladno	Czech	29	3	3	6	4			
1989-90	Kladno	Czech	42	22	28	50				
1990-91	Pittsburgh	NHL	80	27	30	57 -4	42	7	0	4
1991-92	Pittsburgh	NHL	70	32	37	69 12	34	4	0	4
1992-93	Pittsburgh	NHL	81	34	60	94 30	61	10	1	9
1993-94	Pittsburgh	NHL	80	32	67	99 15	61	9	0	6
1994-95	Pittsburgh	NHL	48	32	38	70 23	37	8	3	7
1994-95	HC Kladno	CzRep	11	8	14	22	10			
1994-95	HC Bolzano	Euroliga	5	8	8	16	4			
1994-95	HC Bolzano	Italy	1	0	0	0	0			
1994-95	Schalke	German-2	1	1	10	11	0			
1995-96	Pittsburgh	NHL	82	62	87	149 31	96	20	1	12
1996-97	Pittsburgh	NHL	63	47	48	95 22	40	11	2	6
1997-98	Pittsburgh	NHL	77	35	67	102 17	64	7	0	8
1998-99	Pittsburgh	NHL	81	44	83	127 17	66	10	1	7
1999-00	Pittsburgh	NHL	63	42	54	96 25	50	10	0	5
2000-01	Pittsburgh	NHL	81	52	69	121 19	42	14	1	10
2001-02	Washington	NHL	69	31	48	79 0	30	10	0	3
2002-03	Washington	NHL	75	36	41	77 5	38	13	2	9
2003-04	Washington	NHL	46	16	29	45 -4	26	6	0	1
2003-04	NY Rangers	NHL	31	15	14	29 -1	12	4	0	2
2004-05	Kladno	CzRep	17	11	17	28	16			
2004-05	Avangard	Russia	32	16	22	38	63			
2005-06	NY Rangers	NHL	82	54	69	123 34	72	24	0	9
2006-07	NY Rangers	NHL	82	30	66	96 26	78	7	0	5
2007-08	NY Rangers	NHL	82	25	46	71 8	58	7	0	5
2008-09	Avangard	KHL	55	25	28	53	62			
2009-10	Avangard	KHL	51	22	20	42	50			
2010-11	Avangard	KHL	49	19	31	50	48			
2011-12	Philadelphia	NHL	73	19	35	54 5	30	8	0	2
2012-13	Dallas	NHL	34	14	12	26 -5	20	6	0	2
2012-13	Bruins	NHL	11	2	7	9 3	2	0	0	2
2012-13	Kladno	CzRep	34	24	33	57	28			
2013-14	New Jersey	NHL	82	24	43	67 16	46	5	0	6
2014-2015	New Jersey	NHL	57	11	18	29 -10	42	2	0	3
2014-2015	Florida	NHL	20	6	12	18 7	6	2	0	2
	Florida Totals		20	6	12	18 7	6	2	0	2
	NHL TOTALS		1,550	722	1,080	1,802 291	1,053	204	11	129

## PLAYOFFS

YEAR	TEAM	LEAGUE	GP	G	A	P	PIM
1988-89	Kladno	Czech	10	5	7	12	0
1989-90	Kladno	Czech	9	8	2	10	
1990-91	Pittsburgh	NHL	24	3	10	13	6
1991-92	Pittsburgh	NHL	21	11	13	24	6
1992-93	Pittsburgh	NHL	12	5	4	9	23
1993-94	Pittsburgh	NHL	6	2	4	6	16
1994-95	Pittsburgh	NHL	12	10	5	15	6
1995-96	Pittsburgh	NHL	18	11	12	23	18
1996-97	Pittsburgh	NHL	5	4	4	8	4
1997-98	Pittsburgh	NHL	6	4	5	9	2
1998-99	Pittsburgh	NHL	9	5	7	12	16
1999-00	Pittsburgh	NHL	11	8	8	16	6
2000-01	Pittsburgh	NHL	16	2	10	12	18
2002-03	Washington	NHL	6	2	5	7	2
2005-06	NY Rangers	NHL	3	0	1	1	2
2006-07	NY Rangers	NHL	10	5	6	11	12
2007-08	NY Rangers	NHL	10	5	10	15	12
2011-12	Philadelphia	NHL	11	1	7	8	2
2012-13	Bruins	NHL	22	0	10	10	8
<b>NHL TOTALS</b>			<b>202</b>	<b>78</b>	<b>121</b>	<b>199</b>	<b>159</b>





36

## JUSSI JOKINEN


(YEW-see YOH-kih-nihn)

JUSSI  
JOKINEN  
RIGHT WING • 36

SHOOTS: LEFT

HEIGHT: 5'11" WEIGHT: 196

BORN: APR. 1, 1983

BIRTHPLACE: KALAJOKI,  
FINLAND**DRAFTED:** 2001- 6th Round (192nd overall)  
by Dallas Stars.**HOW ACQUIRED:** Signed as an unrestricted  
free agent on July 1, 2014.

**2014-15:** Completed tenth NHL season, first with Florida...Registered 300th career assist Apr. 9 vs. BOS...Recorded a season-high three assists Feb. 28 vs. BUF...Recorded a goal Feb. 24 at CHI...Registered a power play goal Feb. 17 at TOR...Notched assist Feb. 12 vs. MIN...Recorded two assists Jan. 11 at EDM...Recorded two assists Dec. 28 vs. TOR...Recorded a goal Dec. 22 vs. PIT...Scored a goal Dec. 13 at BUF...Owned a four-game point streak (1-5—6) Nov. 8-Nov. 18... Recorded a goal Nov. 18 at LAK...Registered two assists in back-to-back games (Nov. 14-16)...Recorded assists in three consecutive games (Nov. 11-16)...Recorded two assists Nov. 16 at ANA...Notched two assists Nov. 14 vs. NYI... Recorded an assist Nov. 11 vs. SJS...Owned a five-game point streak (1-5-6) from Oct. 21-Nov.4... Recorded his 150th career goal and first as a Panther Nov. 4 at BOS...Registered an assist and two shots Oct. 25 at ARI...Recorded his first multi-point game of the season and first point as a Panther with two assists Oct. 21 at COL

**2013-14:** Completed ninth NHL season, second with Pittsburgh...Recorded 21 goals, 36 assists and 57 points – which all rank 2nd-best in his NHL career...Reached 50 points for the 4th time in career and 20 goals for the second time...Posted second career hat trick with three goals Oct. 8 vs. former club Carolina...Collected 400th career NHL point (assist) Feb. 27 vs. Montreal. Played in 600th NHL game Nov. 18 vs. Anaheim...Led team with six goals and three GWGs while his 10 points ranked 2nd in postseason...Posted at least one point in nine of 12 postseason games, including a career-best eight-game scoring streak (5-3-8) from April 21 to May 7.

**2012-13:** Completed eighth NHL season, first with Pittsburgh...Totaled 13 goals and 22 points in 43 games with Carolina and Pittsburgh...Posted seven goals (plus a shootout-deciding goal) and 11 points in 10 games with the Penguins...Recorded two 3-point games with the Penguins: April 11 at Tampa Bay (2-1-3); April 20 at Boston (1-2-3)...Ranked second on team in faceoff percentage (57.9)...In Penguins debut, scored team's only goal and added game-deciding shootout goal in 2-1 win April 5 vs. NY Rangers...Led team by winning 61.3% of faceoffs (46 of 75) during the postseason...Posted 21 points (7-14-21) in 21 games for Karpat of Finnish League during the NHL work stoppage. **2011-12:** Completed his seventh NHL season, fourth with Carolina totaling 46 points (12-34-46) in 79 games... Ranked second on the team in assists (34), points (46), power-play assists (15) and power-play points (18)... Was tied for third among Hurricanes in game-winning goals (3)... Registered 30-or-more assists for the third consecutive season... Was first on the team and 17th in the NHL in face-off percentage (55.1%)... Was two-for-six in the shootout (33%) and ranks second in NHL history in career shootout goals with 30 (Pavel Datsyuk, 31)... Scored game-tying goal and earned an assist at WSH (10/8)... Played in his 200th Hurricanes game vs. NYR (12/1)... Recorded an assist, his 200th career NHL assist, at TOR (12/13)... Played in his 500th career NHL game vs. BOS (1/14)... Scored two goals, one shorthanded and one on the power play, vs. WSH (1/20)... Recorded his 100th Hurricanes assist at MTL (2/13)...Had a goal and an assist and was named first star vs. SJ (2/17)... Recorded two assists at TB (3/10)... Scored a goal and earned a pair of helpers at WPG (3/18)... Had a goal and an assist at TOR (3/27)... Games missed due to injury: three (lower body: 11/4-11/8)... Longest assist streak: three games (10/12-10/18: 0-3-3)... Longest point streak: 3 games (10/12-10/18: 0g, 3a; 10/28-11/1: 1g, 2a; 1/15-1/20: 3g, 1a)... Multi-goal games: 1 (1/20 vs. WSH: 2g, 0a)... Multi-assist games: 5 (last: 3/24 at DET: 0g, 2a)... Multi-point games: 9 (last: 3/27 at TOR: 1g, 1a). **2010-11:** Completed his sixth NHL season, third with Carolina...Ranked tied for fourth among Hurricanes in scoring (52 points) and third in assists (33)... Was second on the team in power-play goals (8)... Was selected by the Carolina PHWA as the "Good Guy"

Award winner for media cooperation... Scored a goal and earned an assist, playing in his home nation of Finland against MIN (10/7)... Played his 400th career NHL game and earned two assists at FLA (11/5)... Was plus or even in 17 consecutive games played from 11/26-1/15... Matched his career high with four points (2g, 2a) and was (+4) at PIT (11/19)... Scored in the shootout at ATL (12/16) to pass Slava Kozlov (27) for first all-time in shootout goals with 28... Earned his 100th Hurricanes point with a goal vs. WSH (12/26)... Missed 12 games due to injury. **2009-10:** Fifth NHL season, second with Carolina... Established career highs in goals (30) and points (65)... Among Hurricanes, ranked first in goals (30), second in points (65) and fourth in assists (35)... Ranked tied for 10th in the NHL in game-winning goals (6) and eighth in shooting percentage (18.8%)... Set a career-best for longest point streak when he earned points in 10 consecutive games (1/28-3/2: 9g, 4a)... Had 45 points (22g, 23a) in the final 45 games (12/26-4/10) of the season... The Hurricanes were 19-3-4 when he scored a goal... Ranked second among the NHL's Finnish players in scoring (65 points) and first in goals (30)... Reached the 30-goal mark for the first time in his career at TB (4/6)... Had his fourth multi-goal game of the season at ATL (3/29), his 100th game with Carolina. **2008-09:** Completed fourth NHL season, first with Carolina.. Had 11 points (1-10-11) in 25 games with the Hurricanes after being acquired on 2/7 from Tampa Bay... Led all Hurricanes forwards in total shorthanded ice time (145:45)... Prior to the trade, had six goals and 10 assists (16 points) in 46 games with Tampa Bay... Made his Hurricanes debut and earned an assist at PHX (2/7)... Scored his first goal with the Hurricanes, the game-winning goal vs. TB (2/20)... Completed his first playoff season for Carolina and third in the NHL... Was second among Hurricanes in playoff goals (7) and tied for second in playoff points (11)... Ranked tied for first in the NHL in playoff game-winning goals (3) and tied for 11th in the league in playoff goals (7)... Deflected the game-winning goal past Martin Brodeur with 0.2 seconds remaining – the latest regulation game-winner in NHL playoff history – in Game 4 vs. NJ (4/21)... Tied Game 7 at NJ (4/28) with a one-timer past Brodeur with 1:20 left, helping Carolina to a 4-3 come-from-behind win... Scored the overtime, game-winning goal and had an assist in Game 3 vs. BOS (5/6). **2007-08:** Completed third NHL season, first with Tampa Bay... Totaled 16 goals and 26 assists (42 points) in 72 games with Tampa Bay and Dallas... Registered 14 points (2g, 12a) in 20 games with the Lightning after being acquired on Feb. 26... Won 178 of 341 face-offs taken (52.2%)... Netted his first career hat trick, scoring four goals, for Dallas vs. COL (11/16)... Was the first Stars player to have four goals in a game since Brett Hull (3/21/01 vs. ANA)... Scored his first Lightning goal at PIT (3/6). **2006-07:** Completed his second NHL season, second with Dallas... Ranked second among Stars skaters in plus/minus (+8) and fifth in points (48)... Was one of three Dallas players to appear in all 82 games... Earned his 100th career NHL point with an assist vs. PHX (3/18)... Played in four playoff games, earning one assist in his second NHL postseason appearance. **2005-06:** Played his first NHL season, first with Dallas... notching 17 goals and 38 assists (55 points) in 81 games... Led the NHL in shootout goals, scoring on 10 of 13 attempts... Tallied the sixth-most assists and the 10th-most points by a rookie in Stars history... Made his NHL debut vs. LA (10/5)... Scored his first NHL goal vs. PHX (10/11)... Earned his first career three-point game with a goal and two assists vs. COL (3/4)... Made his Stanley Cup Playoff debut, appearing in five games, recording two goals and one assist (3 points)... Scored his first playoff goal in Game 2 of the Western Conference Quarterfinals vs. COL (4/24). **2004-05:** Posted 23 goals and 24 assists (47 points), leading Karpas in goals and points and ranking second in assists... Among Finnish Elite League leaders, was tied for fifth in assists, tied for sixth in points and eighth in goals... Had seven points (3g, 4a) in 12 playoff games, helping Karpas capture its second consecutive league championship... **2003-04:** Ranked tied for second among Karpas skaters in assists (23) and points (38), skating in 55 regular-season games... Tallied three goals and four assists (7 points) in 15 playoff games, helping Karpas capture the league championship. **2002-03:** Was tied for second among Karpas skaters in assists (23) and fourth on the team in points (37), skating in 51 SM-Liiga games... Again helped Finland capture bronze at the 2003 World Junior Championship, playing alongside current Hurricanes teammates Joni Pitkanen and Tuomo Ruutu... Finished among the tournament leaders in goals (6) and points (8), ranking second on the Finnish team behind Ruutu in both categories. **2001-02:** Played his first season in SM-Liiga for Karpas Oulu, totaling 16 points (10g, 6a) in 54 regular-season games...

**International: 2014:** Helped lead Finland to a bronze medal in the 2014 Winter Olympics in Sochi, Russia... Attended Finland's Olympic Orientation Camp in August 2013... Helped Finland to another bronze medal at the IIHF World Championship, notching four points (1-3-4) in nine games. Represented Finland at the 2006 Winter Olympic Games, earning a silver medal... Had four points (1-3-4) in the tournament... Had eight points (2-6-8) in nine games for Finland at the 2006 IIHF World Championship, ranking second among Finnish skaters in scoring and helping his country to the bronze medal... Represented Finland at the 2005 IIHF World Championship **2002:** Teamed with Pitkanen both with Karpas and on the Finnish team at the 2002 World Junior Championship, where they helped Finland win bronze... Led Finland in scoring at the tournament with eight points, and ranked tied for first overall in the tournament in assists (6).

36

# JUSSI JOKINEN

(YEW-see YOH-kih-nihn)

**ETC:** Won Bronze Medal with Florida teammate Aleksander Barkov at 2014 Winter Olympic Games...Played with Florida teammate Willie Mitchell in DAL (2005-06)...Played in NHL Youngstars Game (2006)... Shares the same birthday as teammate Reilly Smith (Apr. 1).

## MILESTONES

**FIRST NHL GAME:** 10/5/05 vs. Los Angeles

**FIRST NHL GOAL/POINT:** 10/11/05 vs. Phoenix

**FIRST NHL ASSIST:** 10/16/05 at Vancouver

**MOST GOALS, GAME:** 4, 11/16/07 vs. Colorado

**MOST ASSISTS, GAME:** 3, 12/27/13 at Carolina

**MOST POINTS, GAME:** 4 (2 times) MR: 11/19/10 at Pittsburgh

**MOST PENALTY MINUTES, GAME:** 6, 3/7/12 at Buffalo

## REGULAR SEASON

### JOKINEN vs. NHL

TEAM .....GP...G...A...PTS.PIM

Anaheim	29	4	12	16	10
Arizona	29	7	11	18	18
Boston	27	6	13	19	12
Buffalo	34	4	12	16	20
Calgary	19	2	8	10	10
Carolina	17	7	10	17	2
Chicago	18	4	7	11	6
Colorado	21	6	10	16	6
Columbus	23	3	8	11	10
Dallas	10	1	3	4	4
Detroit	20	3	13	16	14
Edmonton	19	5	11	16	6
Florida	35	7	9	16	10
Los Angeles	28	5	11	16	4
Minnesota	21	4	14	18	2
Montreal	29	4	6	10	8
Nashville	20	1	9	10	6
New Jersey	28	7	5	12	22
NY Islanders	28	5	12	17	10
NY Rangers	28	7	5	12	8
Ottawa	26	2	9	11	10
Philadelphia	26	9	12	21	20
Pittsburgh	22	6	12	18	4
San Jose	30	4	8	12	12
St. Louis	18	3	10	13	4
Tampa Bay	31	10	13	23	16
Toronto	23	6	13	19	2
Vancouver	17	2	8	10	4
Washington	36	12	14	26	14
Winnipeg	29	11	13	24	10

SEASON TEAM	LEAGUE	GP	G	A	P +/-	PIM	PPG	SHG	GWG
1999-00 Karpas Jr.	Fin-Jr.	28	4	7	11	14			
2000-01 Karpas Jr.	Fin-Jr.	41	18	31	49	69			
2001-02 Karpas Jr.	Fin-Jr.	2	4	1	5	2			
2001-02 Karpas	SM-Liiga	54	10	6	16	38			
2002-03 Karpas	SM-Liiga	51	14	23	37	10			
2003-04 Karpas	SM-Liiga	55	15	23	38	20			
2004-05 Karpas	SM-Liiga	56	23	24	47	24			
2005-06 Dallas	NHL	81	17	38	55	2	30	8	0
2006-07 Dallas	NHL	82	14	34	48	8	18	6	0
2007-08 Dallas	NHL	52	14	14	28	2	14	5	0
2007-08 Tampa Bay	NHL	20	2	12	14	-16	4	1	0
2008-09 Tampa Bay	NHL	46	6	10	16	-8	16	2	0
2008-09 Carolina	NHL	25	1	10	11	-2	12	0	0
2009-10 Carolina	NHL	81	30	35	65	3	36	10	0
2010-11 Carolina	NHL	70	19	33	52	3	24	8	0
2011-12 Carolina	NHL	79	12	34	46	-2	54	3	2
2012-13 Carolina	NHL	33	6	5	11	-8	18	2	0
2012-13 Karpas	SM-Liiga	21	7	14	21	10			
2012-13 Pittsburgh	NHL	10	7	4	11	3	6	1	0
2013-14 Pittsburgh	NHL	81	21	36	57	12	18	6	0
2014-15 Florida	NHL	81	8	36	44	-2	34	2	0
Florida Totals		81	8	36	44	-2	34	2	0
NHL TOTALS		741	157	301	458	-5	284	54	23

## PLAYOFFS

YEAR	TEAM	LEAGUE	GP	G	A	P	PIM
2000-01	Karpas Jr.	Fin-Jr.	6	2	1	3	0
2001-02	Karpas Jr.	Fin-Jr.	1	1	1	2	0
2001-02	Karpas	SM-Liiga	4	1	0	1	0
2002-03	Karpas	SM-Liiga	15	2	1	3	33
2003-04	Karpas	SM-Liiga	15	3	4	7	6
2004-05	Karpas	SM-Liiga	12	3	4	7	2
2005-06	Dallas	NHL	5	2	1	3	0
2006-07	Dallas	NHL	4	0	1	1	0
2008-09	Carolina	NHL	18	7	4	11	2
2012-13	Pittsburgh	NHL	8	0	3	3	4
2013-14	Pittsburgh	NHL	13	7	3	10	10
NHL TOTALS			48	16	12	28	16



3

## STEVEN KAMPFER

(STEE-vehn KAMP-fuhr)

STEVEN  
KAMPFER  
DEFENSEMAN • 3

SHOOTS: RIGHT

HEIGHT: 5'11" WEIGHT: 192

BORN: SEPT. 24, 1988

BIRTHPLACE: ANN ARBOR, MI

**DRAFTED:** 2007 - 4th Round (93rd overall)  
by Anaheim.**HOW ACQUIRED:** Acquired in a trade along  
with Andrew Yogan from New York Rangers in  
exchange for Joey Crabb on Oct. 6, 2014.

**2014-15:** Completed second NHL season, first with Florida...Scored game-winning goal Mar. 26 at TOR...Notched an assist Feb. 24 at CHI... Scored first goal as a Panther Feb. 19 at MTL...Led Florida with six hits Feb. 17 vs. TOR...Recorded first point as a Panther (assist) Feb. 10 vs. ANA...Made debut with Florida Feb. 5 vs. LAK...Recalled by Florida Feb. 4...Recorded 19 points (8-11—19) in 42 games for San Antonio (AHL)...Traded from New York Rangers to Florida Panthers with Andrew Yogan in exchange for Joey Crabb.

**2013-14:** Established career-highs in games played (69), goals (six), assists (20), points (26), and shots on goal (145) ... Ranked second among Iowa defensemen in goals and finished third among defensemen on the team in assists and points ... Tied a career-high with a three-game point streak from Dec. 20 vs. Hamilton to Dec. 26 vs. Rockford (two goals, two assists over the span).

**2012-13:** Ranked second among Houston defensemen in assists (17) and points (21) and tied for third among defensemen on the team in goals (four) ... Registered one goal and one assist in five playoff games ... Recorded his first career playoff point with an assist and posted a plus two rating on Apr. 26 vs. Grand Rapids ... Tallied his first career playoff goal on May 3 at Grand Rapids

**2011-12:** Split the season between Boston and Minnesota ... Made his Minnesota debut on Mar. 4 vs. COL ... Recorded his first point as a member of the Wild with a goal on Mar. 8 at PHX ...

**2010-11:** Made his NHL debut on Dec. 9 vs. NYI ... Tallied his first career NHL point with an assist on Dec. 15 at BUF ... Registered his first career NHL goal and posted a plus-two rating on Dec. 28 at TBL ... Posted the first multi-point game of his career with two points (one goal, one assist), and tallied the first game-winning goal of his career on Jan. 13 vs. PHI.

**ETC:** Attended the University of Michigan...Played with teammate Shawn Thornton (2010-12) in Boston.

## MILESTONES

**FIRST NHL GAME:** 10/5/05 vs. Los Angeles

**FIRST NHL GOAL/POINT:** 10/11/05 vs. Phoenix

**FIRST NHL ASSIST:** 10/16/05 at Vancouver

**MOST GOALS, GAME:** 4, 11/16/07 vs. Colorado

**MOST ASSISTS, GAME:** 3, 12/27/13 at Carolina

**MOST POINTS, GAME:** 4 (2 times) MR: 11/19/10 at Pittsburgh

**MOST PENALTY MINUTES, GAME:** 6, 3/7/12 at Buffalo

## KAMPFER vs. NHL

TEAM.....GP...G...A...PTS...PIM

Anaheim.....2.....0.....1.....1.....2  
 Arizona.....1.....1.....0.....1.....0  
 Buffalo.....6.....2.....1.....3.....4  
 Calgary.....2.....0.....0.....0.....2  
 Carolina.....5.....0.....3.....3.....4  
 Chicago.....2.....0.....1.....1.....0  
 Colorado.....3.....0.....0.....0.....0  
 Columbus.....2.....0.....0.....0.....0  
 Dallas.....4.....0.....0.....0.....0  
 Detroit.....1.....0.....0.....0.....0  
 Edmonton.....1.....0.....0.....0.....0  
 Florida.....3.....0.....0.....0.....0  
 Los Angeles.....4.....0.....0.....0.....4  
 Minnesota.....2.....1.....0.....1.....0  
 Montreal.....6.....1.....1.....2.....6  
 Nashville.....2.....0.....0.....0.....2  
 New Jersey.....2.....0.....0.....0.....0  
 NY Islanders.....3.....0.....0.....0.....0  
 NY Rangers.....2.....0.....0.....0.....0  
 Ottawa.....7.....0.....0.....0.....0  
 Philadelphia.....3.....1.....1.....2.....0  
 Pittsburgh.....3.....0.....0.....0.....0  
 San Jose.....2.....0.....0.....0.....0  
 St. Louis.....1.....0.....0.....0.....0  
 Tampa Bay.....3.....2.....0.....2.....2  
 Toronto.....7.....1.....1.....2.....4  
 Vancouver.....1.....0.....0.....0.....0  
 Washington.....3.....0.....1.....1.....0  
 Winnipeg.....3.....0.....0.....0.....0

## REGULAR SEASON

SEASON	TEAM	LEAGUE	GP	G	A	P	+/-	PIM	PPG	SHG	GWG
2004-05	Sioux City	USHL	47	6	13	19	-2	91	4	0	1
2005-06	Sioux City	USHL	56	6	10	16	1	99	4	0	2
2006-07	U-Michigan	CCHA	35	1	3	4		24			
2007-08	U-Michigan	CCHA	42	2	15	17		36			
2008-09	U-Michigan	CCHA	25	1	12	13		24			
2009-10	U-Michigan	CCHA	45	3	23	26		50			
2009-10	Providence	AHL	6	1	2	3	-2	4	1	0	0
2010-11	Boston	NHL	38	5	5	10	9	12	0	0	1
2010-11	Providence	AHL	2	2	3	13	16	10	12	0	1
2011-12	Boston	NHL	10	0	2	2	6	4	0	0	0
2011-12	Minnesota	NHL	13	2	1	3	-7	2	0	0	0
2011-12	Providence	AHL	12	1	3	4	-3	8	0	0	0
2011-12	Houston	AHL	12	1	3	4	-3	8	0	0	0
2012-13	Houston	AHL	55	4	17	21	-9	28	0	0	2
2013-14	Iowa	AHL	69	6	20	26	-16	48	2	0	2
2014-15	Florida	NHL	25	2	2	4	-4	12	0	0	1
2014-15	San Antonio	AHL	42	8	11	19	-5	49	4	1	2
	Florida Totals		25	2	2	4	-4	12	0	0	1
	NHL TOTALS		86	9	10	19	4	30	0	0	2

## PLAYOFFS

YEAR	LEAGUE	TEAM	GP	G	A	P	PIM
2004-05	Sioux City	USHL	13	2	5	7	12
2011-12	Houston	AHL	4	0	0	0	2
2012-13	Houston	AHL	5	1	1	2	9

# DMITRY KULIKOV


## DEFENSEMAN • 7

SHOOTS: LEFT

HEIGHT: 6'1" WEIGHT: 204

BORN: OCT 29, 1990

BIRTHPLACE: Lipetsk, Russia

**DRAFTED:** 2009 - 1st Round (14th overall) by Florida Panthers.**HOW ACQUIRED:** Florida's first selection (14th overall) in the 2009 NHL Draft.

**2014-15:** Completed sixth NHL season, sixth with Florida...Recorded points in consecutive games March 28-29 (0-3—3)...Notched a season-high four shots March 17 vs. MTL...Recorded a goal, assist and 5 PIM for fighting Mar. 6 vs. DAL...Notched power play goal Feb. 10 vs. ANA...Recorded two-point game (1-1—2) Dec. 28 vs. TOR...Recorded an assist Nov. 20 at SJS...Missed four games due to injury, returning Nov. 20 at SJS... Recorded first multi-point game of the season, recording two assists (0-2—2) and two hits Nov. 8 vs. CGY...Hit a season-high TOI 26:14 Nov. 1 vs. PHI... Recorded his 100th career point with an assist Oct. 17 at BUF.

**2013-14:** Completed his fifth NHL season, fifth with Florida...Recorded career high in goals (eight) and games played (81)...Scored first shorthanded goal of career Mar. 31 at NJD...Played in his 300th career game Mar. 18 at SJS...Had three-game point streak (2-1-3: Jan. 26-30)...Posted goals in back-to-back games Jan. 18-20...Recorded assist Oct. 27 vs. TBL...Recorded first point of the season (goal) on Oct. 22 vs. CHI.

**2012-13:** Completed his fourth NHL season, fourth with Florida...Scored a power play goal Apr. 16 at NYI...Played season-high 26:38 TOI, Apr. 6 vs. WSH... Netted game-winner Apr. 7 vs. OTT...Scored game winning goal Mar. 30 vs. NJD...Missed 10 games with an upper body injury suffered on Mar. 3 vs. CAR...Recorded an assist Feb. 28 vs. BUF...Notched two assists Feb. 26 vs. PIT...Recorded a season-high seven hits Feb. 14 vs. MTL...Had two assists at PHI on Feb. 7...Recorded season-high five shots Jan. 22 vs. MTL... Recorded first point of season (assist) Jan. 31 vs. WPG.

**2011-12:** Completed his third NHL season, third with Florida...Registered an assist to set career high with 27 pts (4-23-27) in 56 games Apr. 3 vs. WPG...Assist and three blocked shots Mar. 20 at PHI...Scored game-winning SO goal and named first star in return to lineup Mar. 17 vs. BUF...Missed 23 games (knee) Jan. 24 - Mar. 15...Had two assists Jan. 18 at COL...Matched season high with five shots in 26:28 TOI Jan. 16 vs. BOS...Finished +2 and scored on first career shootout attempt Dec. 16 vs. CGY...Had career-high in points (2-1-3) Dec. 5 vs. WSH... First goal of the season Nov. 15 at DAL...Recorded career-high and Panthers season-high five-game assist streak (0-6-6, Oct.31- Nov. 10)... Finished with two assists Nov. 10 at WPG...Had an assist and four takeaways Nov. 6 vs. TBL...Had an assist and season-high four blocked shots Nov. 3 vs. CHI...Skated in 26:15 TOI and recorded an assist Oct. 31 vs. WPG...Matched career high with three-game assist streak (0-4-4, Oct. 22-Oct. 27)...Matched career high with two assists and skated 23:48 Oct. 27 at OTT. Appeared in all seven playoff games. Recorded his first career point (assist) in the playoffs during Game Six, Apr. 24 at NJD. **2010-11:** Completed his second NHL season, second with Florida...Established a new career high with 20 assists this season...Recorded an assist Apr. 2 vs. PIT...Logged career-high 27:03 of ice time Mar. 27 at PIT...Notched a game-high five hits Mar. 22 vs. NYR...Recorded a point in four consecutive games (1-3-4) Mar. 12-19...Netted a goal Mar. 15 vs. PHI...Posted six hits Mar. 8 vs. CHI...Recorded assists in back-to-back games Mar. 5-6...Returned to action on Feb. 27 vs. NJD after missing seven games with an ankle injury...Recorded assists in back-to-back games Feb. 1-2...Notched an assist Jan. 25 at NYR...Recorded career-best two assists Jan. 19 vs. CBJ...Scored goals in consecutive games for first time in his career Jan. 15 and Jan. 17... Scored first career GWG Jan. 15 vs. NJD...Tallied a goal Dec. 31 vs. MTL...Notched a goal and an assist Dec. 20 at PHI...Scored his first goal of the season Nov. 27 at TBL...Recorded first point (assist) and finished +2 on Nov. 10 vs. TOR. **2009-10:** Completed his first NHL season, first with Florida...Compiled 16 points (3-13-16) in 68 games as a rookie...13 assists are most among rookie defensemen in franchise

history...Recorded first two-goal game of his NHL career Nov. 27 vs. TOR...Had first multi-point game (including first NHL goal) on Nov. 7 at WSH...Picked up assists in three straight games (Oct. 10-16)...Recorded his first NHL point (assist) and first as a Panther Oct. 10 vs. NJD...Made his NHL debut Oct. 2 at CHI in Helsinki. **2008-09:** In only his first year with Drummondville, Kulikov led all defensemen with 62 points (12-50-62) in 57 games and was named the 2008-09 Defensive Rookie of the Year, the Rookie of the Year, the Best Professional Prospect and Defenseman of the Year by the QMJHL.

#### INTERNATIONAL:

**2011:** Notched three points (2-1-3) and four PIM in nine games for Russia at the World Championship. **2010:** Skated in nine games for Russia at World Championships in Germany, picking up two assists in helping Russia to silver medal. **2009:** Member of Team Russia at the 2009 World Junior Championships, he recorded four assists (0-4-4) helping Russia win the bronze medal. **2008:** Represented Russia again at the Under-18 World Championships winning a silver medal. **2007:** Represented Russia at the Under-18 World Championships winning a gold medal.

**ETC:** Began his NHL career at 18 years old...Played one year in QMJHL before being drafted, winning four awards including the QMJHL's best defenseman and rookie of the year... Speaks English and Russian.



## MILESTONES

**FIRST NHL GAME:** 10/2/09 at Chicago

**FIRST NHL GOAL:** 11/7/09 at Washington

**FIRST NHL ASSIST/POINT:** 10/10/09 vs. New Jersey

**MOST GOALS, GAME:** 2, 11/27/09 vs. Toronto

**MOST ASSISTS, GAME:** 2 (6 times) MR: 2/26/13 vs. Pittsburgh

**MOST POINTS, GAME:** 3, 12/5/11 vs. Washington

**MOST PENALTY MINUTES, GAME:** 15, 10/3/13 at Dallas

## KULIKOV vs. NHL

TEAM .....GP...G...A...PTS...PIM

Anaheim.....5.....1.....2.....3.....0  
 Arizona.....7.....0.....2.....2.....4  
 Boston.....21.....1.....2.....3.....12  
 Buffalo.....24.....1.....3.....4.....16  
 Calgary.....6.....0.....2.....2.....2  
 Carolina.....21.....1.....3.....4.....10  
 Chicago.....10.....1.....2.....3.....12  
 Colorado.....8.....0.....3.....3.....4  
 Columbus.....10.....0.....4.....4.....9  
 Dallas.....7.....2.....1.....3.....39  
 Detroit.....11.....0.....3.....3.....6  
 Edmonton.....7.....0.....3.....3.....4  
 Los Angeles.....6.....0.....1.....1.....0  
 Minnesota.....7.....0.....2.....2.....2  
 Montreal.....19.....2.....3.....5.....4  
 Nashville.....8.....0.....0.....0.....8  
 New Jersey.....18.....3.....4.....7.....14  
 NY Islanders.....17.....1.....4.....5.....15  
 NY Rangers.....17.....0.....1.....1.....10  
 Ottawa.....17.....1.....5.....6.....12  
 Philadelphia.....17.....2.....6.....8.....16  
 Pittsburgh.....19.....1.....5.....6.....8  
 San Jose.....5.....1.....1.....2.....4  
 St. Louis.....6.....0.....0.....0.....4  
 Tampa Bay.....24.....1.....8.....9.....10  
 Toronto.....18.....4.....6.....10.....4  
 Vancouver.....7.....1.....1.....2.....4  
 Washington.....23.....2.....9.....11.....6  
 Winnipeg.....21.....1.....8.....9.....10

## REGULAR SEASON

SEASON	TEAM	LEAGUE	GP	G	A	P	+/-	PIM	PPG	SHG	GWG
2008-2009	Drummondville	QMJHL	57	12	50	62	-5	46			
2009-10	Florida	NHL	68	3	13	16	-5	32	1	0	0
2010-11	Florida	NHL	72	6	20	26	-5	45	1	0	1
2011-12	Florida	NHL	58	4	24	28	-5	36	2	0	1
2012-13	Florida	NHL	34	3	7	10	-5	22	2	0	2
2012-13	Yaroslavl	KHL	22	3	4	7	-8	28			
2013-14	Florida	NHL	81	8	11	19	-26	66	2	1	0
2014-15	Florida	NHL	73	3	19	22	0	48	1	0	0
NHL TOTALS			386	27	94	121	-46	249	9	1	4

## PLAYOFFS

YEAR	TEAM	LEAGUE	GP	G	A	P	PIM
2008-2009	Drummondville	QMJHL	19	2	18	20	16
2011-12	Florida	NHL	7	0	1	1	4
NHL TOTALS			7	0	1	1	4



# ROBERTO LUONGO

## GOALTENDER • 1

CATCHES: LEFT

HEIGHT: 6'3" WEIGHT: 211

BORN: OCT 4, 1979

BIRTHPLACE: MONTREAL,  
QC

**DRAFTED:** 1997 - 1st Round (4th overall)  
by the New York Islanders.

**HOW ACQUIRED:** Acquired from Vancouver  
with F Steven Anthony in exchange for F Shawn  
Matthias and G Jacob Markstrom on  
March 4, 2014.



**2014-15:** Completed his 15th NHL season, seventh with Florida...Places first among active NHL goaltending leaders in games played (864), wins (401), shutouts (68) and saves (23,441)...Earned his 401st career win, tying C. Osgood for tenth all-time Apr. 9 vs. BOS... Earned his 400th career win Apr. 2 vs. CAR...Made 23,000th save of his career Feb. 10 vs. ANA...Represented Florida at 2015 All-Star Game Jan. 25...Passed J. Plante for 11th all-time in games played (383) Jan. 17 vs. EDM...Passed D. Hasek for 11th all-time in career wins (390) Jan. 11 at EDM...Earned 68th career shutout passing R. Worters for 13th all-time in career shutouts Jan. 2 at BUF...Earned his 386th career win passing M. Vernon for 12th all-time Dec. 22 vs. PIT...Stopped 15/20 shooters in NHL record breaking 20-round shootout Dec. 16 vs. WSH...Passed E. Belfour placing fourth all-time in career saves (22,234) Dec. 6 vs. BUF...Stopped a season high 48/50 shots Nov. 22 at NSH...Recorded 376th career to pass J. Vanbiesbrouck for 13th all-time in career wins Oct. 21 at COL...Recorded 67th career shutout passing P. Roy for 13th all-time Oct. 17 at BUF...Made season debut Oct. 9 at TBL.

**2013-14:** Completed his 14th NHL season, sixth with Florida...Ranks as Florida's all-time goaltending leader in games played (392), wins (142), shutouts (29) and saves (11,168)... Played in his 800th career NHL game Apr. 4 vs. CGY...Stopped 37 shots in a win Mar. 25 vs. OTT...Made season-high 52 saves earning a win Mar. 18 at SJS...Made 28 saves in win Mar. 14 vs. NJD...Stopped 25 shots for his 66th career NHL shutout and 27th with Panthers in his return to Cats lineup Mar. 6 vs BUF...Acquired by Florida on Mar. 4 via a four player trade with Vancouver...Posted a 19-16-6 record with a 2.38 GAA with the Canucks...Stopped 46 shots on Jan. 4 at LAK...Won five straight games Dec. 3-14...Recorded a shutout on Dec. 13 vs. EDM.

**2012-13:** Completed his 13th NHL season, seventh with Vancouver...Appeared in 20 games in net, posting a record of (9-6-3), two shutouts and 2.56 goals-against- average...Played his 400th game with Vancouver, Mar. 16 vs DET...Posted second shutout of the season and 62nd of his career to tie Toronto's Turk Broda on Feb. 22 at NSH. **2011-12:** Completed his 12th NHL season, sixth with Vancouver...Posted a 31-14-8 record with a 2.41 GAA in 55 games played...Won the Mike's 3 Star Award for the 2011-12 season...Did not lose in regulation in 10 consecutive games played (7-0-3), Jan. 17-Feb. 18...Moved into first place in Vancouver franchise history for most wins, collecting his 212th in just 364 games (the previous record was held by Kirk McLean who accomplished the feat of 211 wins in 516 games), Jan. 21 vs SJ...Played in his 700th career game, Jan. 4 vs MIN. **2010-11:** Completed his 11th NHL season, fifth with Vancouver...Posted a record of 38-15-7 and a 2.11 GAA in 60 games played...Won the Jennings Trophy, alongside Cory Schneider, for the first time in franchise history...Ranked tied for first in the NHL with 38 victories this season...Has won 30 or more games in six consecutive seasons...Became the 25th goaltender in NHL history to reach the 300-win milestone, the sixth youngest to reach the mark (at the age of 31 years and 335 days) and the 16th fastest to reach the mark, Mar. 5 at LA...Did not lose in regulation in 21 consecutive starts (16-0-5), Dec. 8-Feb. 12...Posted a record of 15-10-4 in 25 playoff games...Backstopped the Canucks to the Stanley Cup Final...Recorded four shutouts in postseason, ranking second in the NHL. **2009-10:** Completed his 10th NHL season, fourth with Vancouver...Produced the second highest win total of his career with 40 victories...Posted 30+ wins for the fifth consecutive season...Finished the season with 51 career shutouts, ranking second among active goaltenders and tied for 20th for the most in League history...Appeared in his 600th career game, becoming the fourth youngest goaltender and only the 37th goaltender in League history to reach the mark, Mar. 9 at COL...Established his longest undefeated streak in regulation, producing a record of 7-0-2, Dec. 22-Jan. 9...Posted his 50th career shutout in a milestone



outing that also saw Alex Burrows record a hat trick; this game marked only the second game in franchise history that the Canucks have recorded a shutout and hat trick in a single game, Jan. 7 vs PHX. **2008-09:** Completed ninth NHL season, third with Vancouver...Advanced to the WCSF for the second time in his career, posting a record of 11-11 in the 2009 Stanley Cup Playoffs...Recorded his first career shutout in the postseason...Posted 30+ wins for the fourth consecutive season...Tied for fourth among active goaltenders with 47 career shutouts and second in the League with nine shutouts this season...Established a new franchise record for shutouts in a season (9)...Owned the second longest winning streak this season (eight wins) 8-0-0 and second longest winning streak for a goaltender in franchise history, Feb. 3-21...Set a new career shutout sequence, playing 242:36 without allowing an opposition goal (franchise record and second longest streak in the modern NHL), Nov. 4-12. **2007-08:** Completed eighth NHL season, second with Vancouver...Has played three consecutive seasons with 35 or more wins...Set a Canucks record for longest consecutive shutout streak (over three complete games, 210:34 minutes Nov. 23-Dec. 2nd)...Named NHL's second star for November, posting an 8-2-2 record, 1.56 GAA, .940 save percentage and four shutouts... Named second star posting a season-high 49 saves on 51 shots for the shootout victory, Feb. 21 at NSH... Posted third consecutive shutout stopping 26 shots (turned away a combined 79 shots over three games). **2006-07:** Completed seventh NHL season, first with Vancouver...Set new League record for most shots faced by a goaltender and most shots faced in his NHL Playoff debut (76), tying for the second highest number of saves all-time (72)... Played in the franchise's longest game in playoff history at 138:06 minutes...Set career highs for wins (47) and longest undefeated streak (eight games: 6-0-2 from Mar. 13-29)...Finished second in the NHL in wins (47)...Ranked tied for sixth in the League for GAA (2.29) and shutouts (5) and was fourth in the League in save percentage (.921)... Finalist for the Vezina Trophy, Hart Trophy and Lester B. Pearson Award...Posted 39th win, named second star and set a new franchise record for wins by a Vancouver goaltender in a single season, Mar. 9 at SJ... Set new single-season career high after posting his 36th win, Mar. 1 vs PHX...Won 30th game of the season and set new franchise record becoming first Canucks goalie to win 30 games in his first season with the club, Feb. 6 at EDM...Named NHL's 'Third Star' for January after posting an 8-1-2 record, 1.86 GAA, .945 save percentage and one shutout in 11 games played...Recorded 30th career shutout making 30 saves and was named first star, Jan. 16 at MTL. **2005-06:** Completed sixth NHL season, fifth with Florida...Set a Panthers franchise record with his 107th career win, Apr. 13 at OTT. **2004-05:** Represented Team Canada at the World Championships and World Cup. **2003-04:** Completed fifth NHL season, fourth with Florida...Set NHL records for saves (2,303) and shots against (2,475)...Ranked third among NHL goaltenders in save percentage (.931), third in minutes (4,252), fourth in games played (72) and fifth in shutouts (7)...Set career highs in wins (25), becoming only the second Panthers goaltender to record as many as 25 wins in a season (John Vanbiesbrouck)... Finished the season as the NHL's active shutout leader prior to turning 25 years old, with 23, topping Martin Brodeur's 22...Finalist for the Vezina Trophy and Lester B. Pearson Award...Posted franchise record seventh shutout of the season with 29 saves Mar. 2 at WSH in a 1-0 win. **2002-03:** Completed his fourth NHL season, third with Florida...Broke his own franchise record with a 144:51 scoreless streak, Jan. 20 vs MTL. **2001-02:** Completed his third NHL season, second with Florida... Finished 16-33-4 in 58 games with four shutouts, a 2.77 GAA and .915 SV%...Suffered torn ligament in right ankle Mar. 20 vs. Montreal and missed the final 13 games of the season...Set Panthers records with 57 saves and 60 shots faced in 3-2 OTL vs. Detroit Feb. 27...Made 37 saves for Team Melrose to win inaugural NHL YoungStars Game at All-Star weekend in Los Angeles on Feb. 1...Posted 23-save, 2-0 shutout vs. Columbus on Dec. 5...Stopped 30 shots in 6-0 shutout vs. Anaheim Nov. 21...Made 44 saves in 1-0 OT loss at Montreal Nov. 17...Posted 2-0 shutout vs. Pittsburgh Nov. 7 (17 saves)...Recorded 5-0 shutout at Tampa Bay Oct. 7 (28 saves). **2000-01:** Completed his second NHL season, first with Florida...Tied for sixth in the NHL in save percentage and tied the second-best save percentage for a rookie in NHL history (Manny Fernandez, 1999.00)...Made 21 saves to earn his first win as a Panther Nov. 25, 2-1 vs TB in OT – the first victory by a rookie goalie in Panthers history...Became the first rookie in Panthers history to record a shutout with 0-0 tie (20 saves), Oct. 22 at MIN. **1999-00:** Completed his first NHL season, first with NY Islanders... Stopped first career NHL penalty shot (Dan Kesa), Jan. 13 at TB...Made career-high 46 saves Dec. 19 in 5-3 win vs NJ. **1998-99:** Won Quebec League title with Acadie-Bathurst and led all QMJHL goaltenders in playoff games played (23), wins (16) and minutes (1,400), finishing 16-6 overall in the postseason through the Memorial Cup Finals. **1997-98:** Drafted first round, fourth overall in the 1997 NHL Draft by the NYI, making him the highest drafted goaltender in NHL history...Won the QMJHL title with Val d'Or, appearing in 17 playoff games, posting a 14-3 record and a 2.18 GAA.

#### INTERNATIONAL

**2014:** Won a Gold Medal with Team Canada in the 2014 Sochi Olympic Winter Games. **2010:** Won a Gold Medal with Team Canada in the 2010 Vancouver Olympic Games posting an undefeated 5-0-0 record, earning one shutout in the tournament. **2006:** Represented Team Canada at the 2006 Torino Winter Olympic Games. **2005:** Won Silver Medal with Team Canada at the 2005 World Championship. **2004:**



**2014-15:** Earned his 401st career win, tying C. Osgood for tenth all-time Apr. 9 vs. BOS...Earned his his 400th career win Apr. 2 vs. CAR... Made 23,000th save of his career Feb. 10 vs. ANA...Represented Florida at 2015 All-Star Game Jan. 25...Passed J. Plante for 11th all-time in games played (383) Jan. 17 vs. EDM...Passed D. Hasek for 11th all-time in career wins (390) Jan. 11 at EDM...Earned 68th career shutout passing R. Warters for 13th all-time in career shutouts Jan. 2 at BUF...Earned his 386th career win passing M. Vernon for 12th all-time Dec. 22 vs. PIT...Stopped 15/20 shooters in NHL record breaking 20-round shootout Dec. 16 vs. WSH...Passed E. Belfour placing fourth all-time in career saves (22,234) Dec. 6 vs. BUF...Stopped a season high 48/50 shots Nov. 22 at NSH...Recorded 376th career to pass J. Vanbiesbrouck for 13th all-time in career wins Oct. 21 at COL...Recorded 67th career shutout passing P. Roy for 13th all-time Oct. 17 at BUF...Made season debut Oct. 9 at TBL.

**2013-14:** Completed his 14th NHL season, sixth with Florida...Places first among active NHL goaltending leaders in games played (803), wins (373), shutouts (66) and saves (21,886)... Ranks as Florida's all-time goaltending leader in games played (331), wins (114), shutouts (27) and saves (9,563)... Played in his 800th career NHL game Apr. 4 vs. CGY...Stopped 37 shots in a win Mar. 25 vs. OTT...Made season-high 52 saves earning a win Mar. 18 at SJS...Made 28 saves in win Mar. 14 vs. NJD...Stopped 25 shots for his 66th career NHL shutout and 27th with Panthers in his return to Cats lineup Mar. 6 vs BUF...Acquired by Florida on Mar. 4 via a four player trade with Vancouver...Posted a 19-16-6 record with a 2.38 GAA with the Canucks...Stopped 46 shots on Jan. 4 at LAK...Won five straight games Dec. 3-14...Recorded a shutout on Dec. 13 vs. EDM.

**2012-13:** Completed his 13th NHL season, seventh with Vancouver...Appeared in 20 games in net, posting a record of (9-6-3), two shutouts and 2.56 goals-against- average...Played his 400th game with Vancouver, Mar. 16 vs DET...Posted second shutout of the season and 62nd of his career to tie Toronto's Turk Broda on Feb. 22 at NSH. **2011-12:** Completed his 12th NHL season, sixth with Vancouver...Posted a 31-14-8 record with a 2.41 GAA in 55 games played...Won the Mike's 3 Star Award for the 2011-12 season...Did not lose in regulation in 10 consecutive games played (7-0-3), Jan. 17-Feb. 18...Moved into first place in Vancouver franchise history for most wins, collecting his 212th in just 364 games (the previous record was held by Kirk McLean who accomplished the feat of 211 wins in 516 games), Jan. 21 vs SJ... Played in his 700th career game, Jan. 4 vs MIN. **2010-11:** Completed his 11th NHL season, fifth with Vancouver...Posted a record of 38-15-7 and a 2.11 GAA in 60 games played...Won the Jennings Trophy, alongside Cory Schneider, for the first time in franchise history...Ranked tied for first in the NHL with 38 victories this season...Has won 30 or more games in six consecutive seasons...Became the 25th goaltender in NHL history to reach the 300-win milestone, the sixth youngest to reach the mark (at the age of 31 years and 335 days) and the 16th fastest to reach the mark, Mar. 5 at LA...Did not lose in regulation in 21 consecutive starts (16-0-5), Dec. 8-Feb. 12...Posted a record of 15-10-4 in 25 playoff games...Backstopped the Canucks to the Stanley Cup Final...Recorded four shutouts in postseason, ranking second in the NHL. **2009-10:** Completed his 10th NHL season, fourth with Vancouver...Produced the second highest win total of his career with 40 victories...Posted 30+ wins for the fifth consecutive season...Finished the season with 51 career shutouts, ranking second among active goaltenders and tied for 20th for the most in League history...Appeared in his 600th career game, becoming the fourth youngest goaltender and only the 37th goaltender in League history to reach the mark, Mar. 9 at COL...Established his longest undefeated streak in regulation, producing a record of 7-0-2, Dec. 22-Jan. 9...Posted his 50th career shutout in a milestone outing that also saw Alex Burrows record a hat trick; this game marked only the second game in franchise history that the Canucks have recorded a shutout and hat trick in a single game, Jan. 7 vs PHX. **2008-09:** Completed ninth NHL season, third with Vancouver...Advanced to the WCSF for the second time in his career, posting a record of 11-11 in the 2009 Stanley Cup Playoffs...Recorded his first career shutout in the postseason...Posted 30+ wins for the fourth consecutive season...Tied for fourth among active goaltenders with 47 career shutouts and second in the League with nine shutouts this season...Established a new franchise record for shutouts in a season (9)...Owned the second longest winning streak this season (eight wins) 8-0-0 and second longest winning streak for a goaltender in franchise history, Feb. 3-21...Set a new career shutout sequence, playing 242:36 without allowing an opposition goal (franchise record and second longest streak in the modern NHL), Nov. 4-12. **2007-08:** Completed eighth NHL season, second with Vancouver...Has played three consecutive seasons with 35 or more wins...Set a Canucks record for longest consecutive shutout streak (over three complete games, 210:34 minutes Nov. 23-Dec. 2nd)...Named NHL's second star for November, posting an 8-2-2 record, 1.56 GAA, .940 save percentage and four shutouts... Named second star posting a season-high 49 saves on 51 shots for the shootout victory, Feb. 21 at NSH... Posted third consecutive shutout stopping 26 shots (turned away a combined 79 shots over three games). **2006-07:** Completed seventh NHL season, first with Vancouver...Set new League record for most shots faced by a goaltender and most shots faced in his NHL Playoff debut (76), tying for the second highest number of saves all-time (72)... Played in the franchise's

longest game in playoff history at 138:06 minutes...Set career highs for wins (47) and longest undefeated streak (eight games: 6-0-2 from Mar. 13-29)...Finished second in the NHL in wins (47)...Ranked tied for sixth in the League for GAA (2.29) and shutouts (5) and was fourth in the League in save percentage (.921)... Finalist for the Vezina Trophy, Hart Trophy and Lester B. Pearson Award...Posted 39th win, named second star and set a new franchise record for wins by a Vancouver goaltender in a single season, Mar. 9 at SJ... Set new single-season career high after posting his 36th win, Mar. 1 vs PHX...Won 30th game of the season and set new franchise record becoming first Canucks goalie to win 30 games in his first season with the club, Feb. 6 at EDM...Named NHL's 'Third Star' for January after posting an 8-1-2 record, 1.86 GAA, .945 save percentage and one shutout in 11 games played...Recorded 30th career shutout making 30 saves and was named first star, Jan. 16 at MTL. **2005-06:** Completed sixth NHL season, fifth with Florida...Set a Panthers franchise record with his 107th career win, Apr. 13 at OTT. **2004-05:** Represented Team Canada at the World Championships and World Cup. **2003-04:** Completed fifth NHL season, fourth with Florida...Set NHL records for saves (2,303) and shots against (2,475)...Ranked third among NHL goaltenders in save percentage (.931), third in minutes (4,252), fourth in games played (72) and fifth in shutouts (7)...Set career highs in wins (25), becoming only the second Panthers goaltender to record as many as 25 wins in a season (John Vanbiesbrouck)...Finished the season as the NHL's active shutout leader prior to turning 25 years old, with 23, topping Martin Brodeur's 22...Finalist for the Vezina Trophy and Lester B. Pearson Award...Posted franchise record seventh shutout of the season with 29 saves Mar. 2 at WSH in a 1-0 win. **2002-03:** Completed his fourth NHL season, third with Florida...Broke his own franchise record with a 144:51 scoreless streak, Jan. 20 vs MTL. **2001-02:** Completed his third NHL season, second with Florida... Finished 16-33-4 in 58 games with four shutouts, a 2.77 GAA and .915 SV%...Suffered torn ligament in right ankle Mar. 20 vs. Montreal and missed the final 13 games of the season...Set Panthers records with 57 saves and 60 shots faced in 3-2 OTL vs. Detroit Feb. 27...Made 37 saves for Team Melrose to win inaugural NHL YoungStars Game at All-Star weekend in Los Angeles on Feb. 1...Posted 23-save, 2-0 shutout vs. Columbus on Dec. 5...Stopped 30 shots in 6-0 shutout vs. Anaheim Nov. 21...Made 44 saves in 1-0 OT loss at Montreal Nov. 17...Posted 2-0 shutout vs. Pittsburgh Nov. 7 (17 saves)...Recorded 5-0 shutout at Tampa Bay Oct. 7 (28 saves). **2000-01:** Completed his second NHL season, first with Florida...Tied for sixth in the NHL in save percentage and tied the second-best save percentage for a rookie in NHL history (Manny Fernandez, 1999.00)...Made 21 saves to earn his first win as a Panther Nov. 25, 2-1 vs TB in OT – the first victory by a rookie goalie in Panthers history...Became the first rookie in Panthers history to record a shutout with 0-0 tie (20 saves), Oct. 22 at MIN. **1999-00:** Completed his first NHL season, first with NY Islanders...Stopped first career NHL penalty shot (Dan Kesa), Jan. 13 at TB...Made career-high 46 saves Dec. 19 in 5-3 win vs NJ. **1998-99:** Won Quebec League title with Acadie-Bathurst and led all QMJHL goaltenders in playoff games played (23), wins (16) and minutes (1,400), finishing 16-6 overall in the postseason through the Memorial Cup Finals. **1997-98:** Drafted first round, fourth overall in the 1997 NHL Draft by the NYI, making him the highest drafted goaltender in NHL history...Won the QMJHL title with Val d'Or, appearing in 17 playoff games, posting a 14-3 record and a 2.18 GAA.

#### INTERNATIONAL

**2014:** Won a Gold Medal with Team Canada in the 2014 Sochi Olympic Winter Games. **2010:** Won a Gold Medal with Team Canada in the 2010 Vancouver Olympic Games posting an undefeated 5-0-0 record, earning one shutout in the tournament. **2006:** Represented Team Canada at the 2006 Torino Winter Olympic Games. **2005:** Won Silver Medal with Team Canada at the 2005 World Championship. **2004:** Won the 2004 World Cup of Hockey with Team Canada...Won Gold Medal with Team Canada at the 2004 World Championship posting a 5-1-1 record with one shutout. **2003:** Won Gold Medal with Team Canada at 2003 World Championship. **2001:** Represented Team Canada at 2001 World Championship. **1999:** Represented Team Canada at the 1999 World Junior Championship, finished with a 4-2-1 record. **1998:** Was a member of Team Canada at the 1998 World Junior Championship.

**ETC:** Leads all active NHL goaltenders and all-time Panthers goaltenders in games played, wins, shutouts, shots faced and shutouts...All-time among NHL goaltenders, Luongo ranks fourth in shots faced (25,558) and saves (23,491) and tenth [tied] in wins (401) games played (864) and TOI (49,637:04)...Combined with both stints in Florida, Luongo is the longest tenured Panther in the lineup...Four NHL All-Star Games (2015, 2009, 2007, 2004)...2011 William M. Jennings Trophy (w/ Cory Schneider)...Played with Florida teammate Willie Mitchell in VAN (2006-10)...Played in 2001 NHL Youngstars Game...Won Silver Medal in 1999 with Florida teammate Brian Campbell.

# ROBERTO LUONGO

(roh-BUHR-toh loo-WAHN-goh)

## MILESTONES

**FIRST NHL GAME:** 11/28/99 at Boston

**FIRST NHL WIN:** 11/28/99 at Boston

**FIRST NHL SHUTOUT:** 12/27/99 at Boston

**MOST SAVES, GAME:** 57, 2/27/02 vs. Detroit

**MOST GOALS ALLOWED, GAME:** 9, 12/30/99 at Pittsburgh

## LUONGO vs. NHL

TEAM	GP	W	LT/O	SO	SV%	GAA
Anaheim	25	9	11	2	0.897	3.12
Arizona	29	14	12	3	0.925	2.25
Boston	32	14	13	4	0.928	2.4
Buffalo	23	14	6	2	0.941	1.81
Calgary	42	25	13	4	1.0922	4.4
Carolina	30	12	14	4	1.0926	2.48
Chicago	32	15	12	4	1.0929	2.22
Colorado	41	20	16	5	1.0912	2.63
Columbus	24	12	6	6	1.0918	2.17
Dallas	25	14	7	3	1.0927	2.23
Detroit	34	14	14	6	1.0917	2.9
Edmonton	45	27	12	5	1.0915	2.28
Florida	7	4	1	2	1.0946	1.8
Los Angeles	33	15	13	5	1.0916	2.44
Minnesota	40	17	17	6	1.0906	2.65
Montreal	33	11	14	7	1.0919	2.54
Nashville	35	16	13	5	1.0926	2.17
New Jersey	25	10	15	0	1.0911	2.89
NY Islanders	25	8	10	4	1.0918	2.71
NY Rangers	23	7	13	2	1.0912	2.93
Ottawa	25	11	13	1	1.0921	2.81
Philadelphia	19	7	8	3	1.0916	2.97
Pittsburgh	28	14	9	4	1.0909	2.79
San Jose	30	13	12	5	1.0919	2.59
St. Louis	30	15	12	2	1.0918	2.29
Tampa Bay	31	13	14	3	1.0918	2.57
Toronto	29	18	7	2	1.0926	2.26
Vancouver	5	1	2	1	1.0922	2.33
Washington	36	20	10	3	1.0926	2.29
Winnipeg	28	11	12	2	1.0911	2.85

## REGULAR SEASON

SEASON	TEAM	LEAGUE	GP	W	L	T	OT	SO	GA	SA	Sv%	GAA	Min
1995-1996	Val-d'Or	QMJHL	23	6	11	4		0	74			3.7	1,201
1996-1997	Val-d'Or	QMJHL	60	32	22	2		2	171			3.1	3,305
1997-1998	Val-d'Or	QMJHL	54	27	20	5		7	157	1,704	0.908	3.09	3,046
1998-1999	Val-d'Or	QMJHL	21	6	10	2		1	77	783	0.902	3.93	1,176
1998-1999	Acadie-Bathurst	QMJHL	22	14	7	1		0	74	863	0.914	3.31	1,340
1999-2000	NY Islanders	NHL	24	7	14	1	-	1	70	730	0.904	3.25	1,292
1999-2000	Lowell	AHL	26	10	12	4		1	74	807	0.908	2.93	1,517
2000-2001	Florida	NHL	47	12	24	7	-	5	107	1,333	0.92	2.44	2,628
2000-2001	Louisville	AHL	3	1	2	0		0	10	121	0.917	3.38	178
2001-2002	Florida	NHL	58	16	33	4	-	4	140	1,653	0.915	2.77	3,030
2002-2003	Florida	NHL	65	20	34	7	-	6	164	2,011	0.918	2.71	3,627
2003-2004	Florida	NHL	72	25	33	14	-	7	172	2,475	0.931	2.43	4,252
2005-2006	Florida	NHL	75	35	30	-	9	4	213	2,488	0.914	2.97	4,305
2006-2007	Vancouver	NHL	76	47	22	-	6	5	171	2,169	0.921	2.29	4,490
2007-2008	Vancouver	NHL	73	35	29	-	9	6	168	2,029	0.917	2.38	4,233
2008-2009	Vancouver	NHL	54	33	13	-	7	9	124	1,542	0.92	2.34	3,181
2009-2010	Vancouver	NHL	68	40	22	-	4	4	167	1,915	0.913	2.57	3,899
2010-2011	Vancouver	NHL	60	38	15	-	7	4	126	1,753	0.928	2.11	3,590
2011-2012	Vancouver	NHL	55	31	14	-	8	5	127	1,577	0.919	2.41	3,162
2012-2013	Vancouver	NHL	20	9	6	-	3	2	51	551	0.907	2.56	1,197
2013-2014	Vancouver	NHL	42	19	16	-	6	3	96	1,157	0.917	2.38	2,418
2013-2014	Florida	NHL	14	6	7	-	1	1	33	432	0.924	2.46	804
2014-2015	Florida	NHL	61	28	19	-	12	2	138	1,743	0.921	2.35	3,528
Florida Totals			392	142	180	32	22	29	967	12,135	0.92	2.62	22,174
NHL TOTALS			864	401	331	33	72	68	2,067	25,558	0.919	2.5	49,637

## PLAYOFFS

YEAR	TEAM	LEAGUE	GP	W	L	SO	GA	SA	Sv%	GAA	Min
1995-1996	Val-d'Or	QMJHL	3	0	1	0	5			4.41	68
1996-1997	Val-d'Or	QMJHL	13	8	5	0	44			3.4	777
1997-1998	Val-d'Or	QMJHL	17	14	3	2	37			2.18	1,019
1998-1999	Acadie-Bathurst	QMJHL	23	16	6	0	64	756	0.915	2.74	1,400
1999-2000	Lowell	AHL	6	3	3	0	18	222	0.919	3.01	359
2006-2007	Vancouver	NHL	12	5	7	0	25	427	0.941	1.77	847
2008-2009	Vancouver	NHL	10	6	4	1	26	304	0.914	2.52	618
2009-2010	Vancouver	NHL	12	6	6	0	38	362	0.895	3.22	707
2010-2011	Vancouver	NHL	25	15	10	4	61	711	0.914	2.56	1,427
2011-2012	Vancouver	NHL	2	0	2	0	7	64	0.891	3.59	117
2011-2012	Vancouver	NHL	3	0	2	0	6	71	0.915	2.57	140
NHL TOTALS			64	32	31	5	163	1,939	0.916	2.54	3,856







17

## DEREK MACKENZIE

(DAIR-ihk muh-KEHN-zee)

DEREK  
MACKENZIE

CENTER • 17

SHOOTS: LEFT

HEIGHT: 5'11" WEIGHT: 181

BORN: JUNE 11, 1981

BIRTHPLACE: SUDBURY, ON

**DRAFTED:** 1999 – 5th Round (128th overall)

by Atlanta Thrashers.

**HOW ACQUIRED:** Signed as an unrestricted  
free agent on July 1, 2014.

**2014-15:** Completed his 12th NHL season, first with Florida...Led team in hits and blocked shots...One of two Panther players to appear in all 82 games...Playing Apr. 11 vs. NJD, MacKenzie played in full 82-game season for the first time...Recorded fifth goal of the season March 12 vs. WPG...Recorded first multi-point game of the season (1-1—2) Feb. 28 vs. BUF...Scored third goal of season Dec. 16 vs. WSH...Recorded team-high six hits Nov. 26 vs. CAR...Scored second goal of season with two hits and three blocked shots Nov. 11 vs. SJS...Played a season high 20:34 TOI Nov. 4 at BOS...Registered an assist, a plus-one rating, two PIM, three hits and one blocked shot Oct. 30 vs. ARI...Recorded five PIM, two shots and three hits Oct. 21 at COL...Led team with a season high seven hits Oct. 13 vs. OTT...Hit a two-game point streak (1-1-2) from Oct. 9 at TBL to Oct. 11 vs. NJD...Recorded his first goal as a Panther on the power play and recorded a team leading five hits Oct. 11 vs. NJD...Recorded an assist in Panthers debut and a team-leading 62% on faceoffs Oct. 9 at TBL...Named Alternate Captain of the Panthers on Oct. 6.

**2013-14:** Completed his 11th NHL season, seventh with Columbus...Made NHL postseason debut...Matched career high with nine goals...Led CBJ in hits (241, 11th in NHL)... Skated in 300th career NHL game on 4/1 vs. COL... Had career-best three-game goal scoring streak from 1/23-1/27.

**2012-13:** Completed his 10th NHL season, sixth with Columbus...Finished with a positive plus/minus rating for the fourth consecutive season...Led the Blue Jackets in hits (122) and face-off winning pct. (59.4)...Registered fifth career multi-point game (0-2-2) on Mar. 22 vs. Calgary...Scored a goal and recorded his sixth career fighting major on Feb. 16 at Phoenix...Skated in 200th game of his NHL career on Feb. 21 at Detroit. **2011-12:** Completed his ninth NHL season, fifth with Columbus...Recorded the game winning goal Mar. 5 vs. PHX...Registered an assist Mar. 3 at PHX...Scored a goal Feb. 28 vs. DET...Recorded an assist Feb. 12 vs. ANA...Scored game winning goal Jan. 27 vs. EDM...Recorded season-high 12 PIMs Jan. 8 at ANA...Registered an assist Dec. 26 at CHI...Recorded a goal Dec. 18 at STL...Posted an assist Dec. 10 vs. BOS...Recorded assists in back-to-back games Dec. 2 at EDM and Dec. 1 at CGY...Notched a goal Nov. 17 at BOS...Scored a goal Oct. 29 at CHI...Scored first goal of the season Oct.25 vs. DET...Posted an assist Oct.10 vs. VAN. **2010-11:** Completed his eighth NHL season, fourth with Columbus...Played in his 100th career game Feb. 1, 2011 vs. Colorado...Recorded 9 goals and 14 assists in 63 games with the Columbus Blue Jackets. **2009-10:** Completed his seventh NHL season, third with Columbus...Registered 1-3-4 and +3 in 18 games with Columbus... Added 17-30-47 and 30 penalty minutes in 47 games with Syracuse (AHL)... Ranked first (tied) in the AHL and led the team in shorthanded goals (5)... Ranked second on the team in assists, third in points and third (tied) in goals... Recorded 12 multi-point games including a four-assist game on Mar. 5 vs. Wilkes-Barre/Scranton. **2008-09:** Completed his sixth NHL season, second with Columbus...Made season debut for Columbus Jan.13 vs. COL recording a shot and two PIMs...Played 64 games for SYR (AHL) registering 52 points (22-30-52). **2007-08:** Completed his fifth NHL season, first with Columbus...Played in 17 games with Blue Jack-ets...Recorded a goal and four PIMS Mar.9 vs. TBL...Registered a goal and two shots Mar. 30 at CHI...Played in 62 games for Syracuse (AHL) recording 49 points (25-24-49). **2006-07:** Completed his fourth NHL season, fourth with Atlanta...Played in four games for Atlanta ...Registered 37 points (14-23-37) in 52 games for CHI (AHL). **2005-06:** Completed his third NHL season, third with Atlanta...Appeared in 11 games for Thrashers...Recorded an assist and two PIMs Apr.8 vs. CAR...Registered 22 points (10-12-22) in 36 games for CHI (AHL). **2004-05:** Skated in 78 games with CHI (AHL) recording 33 points (13-20-33). **2003-04:** Completed his second NHL season, second with

17

## DEREK MACKENZIE

(DAIR-ihk muh-KEHN-zee)

Atlanta...Played in 12 games with the Thrashers...registered four PIMs Feb.29 vs. NYR...recorded his first career point with an assist Feb. 25 vs. TBL...Played in 63 games for CHI (AHL) recording 35 points (19-16-35). **2002-03:** Skated in 80 games with CHI (AHL) registering 32 points (14-18-32). 2001-02: Completed his first NHL season, first with Atlanta...Posted two PIMs in his NHL debut for the Atlanta Thrashers Apr. 12 at CBJ...played first professional season for Chicago (AHL) recording 25 points (13-12-25). **1997-01:** Played 257 games for Sudbury (OHL) scoring 253 points (95-158-253).

**INTERNATIONAL:**

Won a Bronze Medal with Canada at the 2001 World Junior Championship posting three points (2-1-3) in seven games.

**ETC:** Serves as Alternate Captain

## MILESTONES

**FIRST NHL GAME:** 4/12/02 at Columbus

**FIRST NHL GOAL:** 3/9/08 vs. Tampa Bay

**FIRST NHL ASSIST/POINT:** 2/25/04 vs. Tampa Bay

**MOST GOALS, GAME:** 2, 3/12/11 at Carolina

**MOST ASSISTS, GAME:** 2 (4 times) MR: 1/11/14 at Winnipeg

**MOST POINTS, GAME:** 2 (7 times) MR: 1/25/14 vs. Buffalo

**MOST PENALTY MINUTES, GAME:** 12, 1/8/12 at Anaheim

## MACKENZIE vs. NHL

TEAM ..... GP ... G.....PTS PIM

Anaheim.....	16	....	1.....	2	...12
Arizona.....	12	....	2.....	5	...7 ...14
Boston.....	12	....	1.....	2	...3 ....4
Buffalo.....	13	....	2.....	4	...6 ....6
Calgary.....	16	....	0.....	5	...5 ...10
Carolina.....	14	....	3.....	3	...6 ...10
Chicago.....	20	....	4.....	2	...6 ...5
Colorado ..	15	....	2.....	2	...4 ...19
Columbus....	4	....	0.....	0	...0 ...2
Dallas.....	14	....	0.....	0	...0 ...0
Detroit.....	24	....	3.....	1	...4 ...24
Edmonton..	14	....	2.....	2	...4 ...0
Florida.....	7	....	0.....	1	...1 ...9
Los Angeles	12	....	1.....	2	...3 ....4
Minnesota	14	....	1.....	0	...1 ...0
Montreal ..	11	....	1.....	1	...2 ....4
Nashville....	23	....	0.....	0	...0 ...14
New Jersey	11	....	1.....	0	...1 ...8
NY Islanders	8	....	0.....	0	...0 ...2
NY Rangers	11	....	1.....	0	...1 ...13
Ottawa.....	11	....	1.....	0	...1 ...5
Philadelphia	8	....	1.....	0	...1 ...2
Pittsburgh	13	....	1.....	1	...2 ...10
San Jose ..	17	....	1.....	2	...3 ....8
St. Louis....	18	....	3.....	3	...6 ...13
Tampa Bay	13	....	1.....	2	...3 ....8
Toronto.....	8	....	0.....	2	...2 ...2
Vancouver	13	....	0.....	1	...1 ...8
Washington	10	....	2.....	1	...3 ....4
Winnipeg ...	7	....	1.....	3	...4 ...0

## REGULAR SEASON

SEASON TEAM	LEAGUE	GP	G	A	P	+/-	PIM	PPG	SHG	GWG
1997-98 Sudbury	OHL	59	9	11	20		26			
1998-99 Sudbury	OHL	68	22	65	87		74			
1999-00 Sudbury	OHL	68	24	33	57	1	110	5	4	2
2000-01 Sudbury	OHL	62	40	49	89	25	89	8	5	
2001-02 Thrashers	NHL	1	0	0	0	-1	2	0	0	0
2001-02 Chicago	AHL	68	13	12	25	0	80	0	3	3
2002-03 Chicago	AHL	80	14	18	32	14	97	0	4	2
2003-04 Thrashers	NHL	12	0	1	1	0	10	0	0	0
2003-04 Chicago	AHL	63	19	16	35	8	67	0	2	2
2004-05 Chicago	AHL	78	13	20	33	5	87	0	6	1
2005-06 Thrashers	NHL	11	0	1	1	0	8	0	0	0
2005-06 Chicago	AHL	36	10	12	22	-3	48	4	1	2
2006-07 Thrashers	NHL	4	0	0	0	1	0	0	0	0
2006-07 Chicago	AHL	52	14	23	37	14	62	1	5	2
2007-08 Blue Jackets	NHL	17	2	0	2	-2	8	0	0	0
2007-08 Syracuse	AHL	62	25	24	49	6	46	8	5	
2008-09 Blue Jackets	NHL	1	0	0	0	-1	2	0	0	0
2008-09 Syracuse	AHL	64	22	30	52	0	50	9	1	4
2009-10 Blue Jackets	NHL	18	1	3	4	3	0	0	0	0
2009-10 Syracuse	AHL	47	17	30	47	-4	30	4	5	1
2010-11 Blue Jackets	NHL	63	9	14	23	14	22	0	1	1
2011-12 Blue Jackets	NHL	66	7	7	14	4	40	1	2	2
2012-13 Blue Jackets	NHL	43	3	5	8	1	36	0	0	0
2013-14 Blue Jackets	NHL	71	9	9	18	0	47	0	2	0
2014-15 Florida	NHL	82	5	6	11	-17	45	1	0	0
Florida Totals		82	5	6	11	-17	45	1	0	0
NHL TOTALS		389	36	46	82	2	220	2	5	3

## PLAYOFFS

YEAR	TEAM	LEAGUE	GP	G	A	PP	PIM
1998-99 Sudbury	OHL	4	2	4	6	2	
1999-00 Sudbury	OHL	12	5	9	14	16	
2000-01 Sudbury	OHL	12	6	8	14	16	
2001-02 Chicago	AHL	25	4	2	6	20	
2002-03 Chicago	AHL	9	0	0	0	4	
2003-04 Chicago	AHL	10	7	1	8	13	
2004-05 Chicago	AHL	18	5	6	11	33	
2007-08 Syracuse	AHL	13	6	8	14	22	
2013-14 Blue Jackets	NHL	6	1	0	1	2	
NHL TOTALS		6	1	0	1	2	





33

## WILLIE MITCHELL


(WIH-lee MIH-chuhl)

WILLIE  
MITCHELL  
DEFENSEMAN • 33

SHOOTS: LEFT

HEIGHT: 6'3" WEIGHT: 211

BORN: APR. 23, 1977

BIRTHPLACE: PORT MCNEILL,  
BC**DRAFTED:** 1996 – 8th Round (199th overall)  
by New Jersey.**HOW ACQUIRED:** Signed as an unrestricted  
free agent on July 1, 2014.

**2014-15:** Completed his 14th NHL season, first with Florida...Returned after missing 16 games due to injury/illness March 7 vs. NYI...Recorded points in back-to-back games (0-2—2) Jan. 4 - 8...Scored one goal Dec. 28 vs. TOR...Led team with four blocked shots and 21:39 TOI Nov. 11 vs. SJS...Notched an assist and a plus-three rating Nov. 8 vs. CGY...Recorded first goal as a Panther Nov. 1 vs. PHI...Led the team with 26:01 TOI and nine blocked shots Oct. 25 at ARI...Played in his 800th career game Oct. 18 at WSH...Led all Panthers players in blocked shots (three) Oct. 11 vs. NJD...Led team with 25:35 TOI in Panthers debut on Oct. 9 at TBL...Named captain of the Panthers on Oct. 6.

**2013-14:** Completed his 13th NHL season, third with Los Angeles...Won Second Stanley Cup Title...Led the Kings in blocked shots (128)...Selected as Kings nominee for the 2014 Bill Masterton Memorial Trophy...Kings were 117-64-28 all-time when he's in the lineup (43-25-8 in 2013-14)...Two assists March 29 vs. WPG...Played in 200th game as a King March 24 at PHI...Goal Jan. 20 at BOS (first goal since March 28, 2012 (50 games). PLAYOFFS: Two points (1-1-2) June 7 vs. NYR...Six hits May 30 vs. CHI...Assist May 24 vs. CHI...Assist April 24 vs. SJ.

**2012-13:** Did not play due to a lower body injury

**2011-12:** Completed his 12th NHL season, second with Los Angeles...Selected as Kings Outstanding Defenseman...Kings were 39-22-15 when he was in lineup...Ranked fifth in NHL in SH TOI/gm (3:35)...Established career high in points (tied career high in goals)...Led Kings in plus-minus (+20) and blocked shots (139)...Accumulated positive plus-minus for ninth straight season (+117 in that span)...Career high three assists (tied career high in points) April 5, 2012 vs. SJ...Played 700th career game Feb. 27, 2012 at NSH...PLAYOFFS: Tied for sixth among NHL defensemen in plus-minus (+7). **2010-11:** Completed his 11th NHL season, First with Los Angeles...Kings Best New-comer (Mark Bavis Memorial Award) and Kings nominee for Masterton Memorial Trophy...Set career high in goals...Kings were 35-17-5 when he was in lineup...Scored goals in back-to-back games (March 24, 2011 vs. SJ and March 26, 2011 vs. COL) for first time in career...Played in his 600th NHL game Dec. 13, 2010 at DET...Second career SHG Oct. 28, 2010 at DAL...PLAYOFFS: Second on club in blocked shots (15) and TOI/gm (24:17). **2009-10:** Completed his 10th NHL season, fourth with Vancouver...Set career high in goals...Third on Vancouver with 22:36 TOI/game (eighth straight season averaging 20-plus minutes)...Led NHL with 4:04 short-handed TOI/game...Fourth on Vancouver with 79 blocked shots...Appeared in Vancouver's first 48 games and missed final 34 games (plus all of playoffs) due to an upper-body injury...Played in 155 consecutive games before injury (Feb. 14, 2008 to Jan. 16, 2010)...Accumulated positive plus-minus for seventh straight season (plus-93 in that span)...Earned 100th NHL assist Jan. 5, 2010 vs. Columbus...Served as an alternate captain for second straight year. **2008-09:** Completed his ninth NHL season...third with Vancouver...Selected as Vancouver's Best Defenseman for second consecutive year...Career highs in points, assists, games played and with a plus-29...First time in career he's played all 82 regular season games...First on Vancouver in plus-minus (tied for ninth in NHL overall, fourth among defensemen)...Second on Vancouver with 22:54 TOI/game, led club (sixth in NHL) with 4:15 short-handed TOI/game...Second on club with 125 blocked shots...Earned 100th NHL point Jan. 18, 2009 vs. Columbus...Played in 500th NHL game Jan. 10, 2009 vs. San Jose...Career high three points and two goals (2-1-3) Jan. 9, 2009 vs. St. Louis...Career high 32:16 TOI Jan. 2, 2009 at Atlanta (fifth time with 30-plus minutes in game)...Named an alternate captain to begin season...PLAYOFFS: Two assists and 22 penalty minutes in 10 games, helping the Canucks advance to Western Conference Semifinals. **2007-08:** Completed his eighth NHL season, second with Vancouver...Selected as Vancouver's Best Defenseman...Fourth

# 33

# WILLIE MITCHELL

(WIH-lee MIH-chuhl)

on Vancouver with career high 23:11 TOI/game, led club (tied for seventh in NHL) with 4:24 short-handed TOI/game...Led club with 109 blocked shots...30:19 TOI March 15, 2008 at Dallas and 30:46 TOI March 21, 2008 vs. Minnesota...Played in 400th NHL game Nov. 9, 2007 vs. Colorado...Tied career high with plus-4 Oct. 12, 2007 at Edmonton (fourth time was plus-4 in game). **2006-07:** Completed his seventh NHL season, first with Vancouver...Third on Vancouver with 22:12 TOI/game, led club (third in NHL) with 4:47 short-handed TOI/game... Led club with 121 blocked shots...30:12 TOI Feb. 25, 2007 at Dallas...PLAYOFFS: One assist and 12 penalty minutes in 12 games, helping the Canucks advance to Western Conference Semifinals. **2005-06:** Completed his sixth NHL season, first with Dallas... Served as Minnesota's team captain in December 2005...Traded to Dallas March 9, 2006...Career high 113 penalty minutes (combined with both clubs)...Led Minnesota in plus-minus, second with 20:52 TOI/game, led club with 4:36 short-handed TOI/game, third with 101 blocked shots...Third on Dallas with 20:45 TOI/game, second with 4:12 short-handed TOI/game...Played in 300th NHL game Feb. 10, 2006 at Edmonton...Tied career high with plus-4 Oct. 19, 2005 vs. San Jose...PLAYOFFS: Zero points and two penalty minutes in five games with Dallas. **2003-04:** Completed his fifth NHL season, fourth with Minnesota...Second on Minnesota with 22:35 TOI/game, led club with 2:48 short-handed TOI/game...Tied club lead with plus-12...Tied career high with plus-4 Jan. 21, 2004 vs. Chicago...Played in 200th NHL game Jan. 2, 2004 vs. Edmonton...31:26 TOI Dec. 17, 2003 at Colorado. **2002-03:** Completed his fourth NHL season, third with Minnesota...Fourth on Minnesota with 21:28 TOI/game, second with 2:57 short-handed TOI/game...Third on club with plus-13...PLAYOFFS: Four points (1-3-4) and 14 penalty minutes in 18 games, helping the Wild advance to Western Conference Finals...Tied for first on Minnesota with plus-5. **2001-02:** Completed third NHL season, second with Minnesota...Third on Minnesota with 21:25 TOI/game, fourth with 3:01 short-handed TOI/game...Third among Minnesota defensemen in points and assists...Played in 100th NHL game April 8, 2002 vs. San Jose. **2000-01:** Completed second NHL season, first with Minnesota...Traded to Minnesota from New Jersey March 4, 2001...Points and assists (0-5-5) in career high four straight games (April 2 to April 8, 2001)...Career high plus-4 Oct. 6, 2000 vs. Montreal. **1999-00:** Completed first NHL season, first with New Jersey...Spent majority of season with Albany (AHL), recording 19 points (5-14-19) and 71 points in 63 games...Made NHL debut March 25, 2000 at Toronto.

## INTERNATIONAL:

Won Gold Medal with Team Canada at the 2004 World Championship.

**ETC:** Eighth captain in franchise history...2014 Stanley Cup Champion (w/LAK), 2012 Stanley Cup Champion (w/LAK)... Played with Florida teammate Jussi Jokinen in DAL (2005-06)...Played with Florida teammate Roberto Luongo in VAN (2006-10).

## MILESTONES

**FIRST NHL GAME:** 3/25/00 at Toronto

**FIRST NHL GOAL:** 3/25/01 vs. Vancouver

**FIRST NHL ASSIST/POINT:** 10/6/00 vs. Montreal

**MOST GOALS, GAME:** 2, 1/9/09 vs. St. Louis

**MOST ASSISTS, GAME:** 3, 4/5/12 vs. San Jose

**MOST POINTS, GAME:** 3 (2 times) MR: 4/5/12 vs. San Jose

**MOST PENALTY MINUTES, GAME:** 17 (3 times) MR: 1/11/08 vs. Phoenix.

## MITCHELL vs. NHL

Team	GP	G	A	P	SPIM
Anaheim...	45	1	5	6	45
Arizona.....	48	1	5	6	65
Boston.....	12	1	0	1	8
Buffalo.....	10	0	3	3	6
Calgary.....	52	2	10	12	57
Carolina.....	12	0	1	1	6
Chicago.....	34	2	2	4	25
Colorado.....	55	2	17	19	39
Columbus.....	38	1	8	9	30
Dallas.....	37	3	4	7	17
Detroit.....	38	1	10	11	26
Edmonton.....	54	1	8	9	72
Florida.....	10	0	1	1	6
Los Angeles.....	29	1	5	6	20
Minnesota.....	34	1	7	8	18
Montreal.....	11	0	2	2	12
Nashville.....	36	0	5	5	18
New Jersey.....	13	1	2	3	8
NY Islanders.....	5	0	0	0	8
NY Rangers.....	14	0	3	3	14
Ottawa.....	13	1	0	1	6
Philadelphia.....	14	1	2	3	13
Pittsburgh.....	14	1	3	4	27
San Jose.....	42	2	11	13	31
St. Louis.....	39	2	7	10	55
Tampa Bay.....	10	1	1	2	14
Toronto.....	11	1	1	2	8
Vancouver.....	35	1	3	4	73
Washington.....	10	0	3	3	15
Winnipeg.....	14	0	5	5	4
NHL TOTALS	795	291	351	657	44

## REGULAR SEASON

SEASON TEAM	League	GP	G	A	P	+/-	PIM	PPG	SHG	GWG
1997-98 Clarkson	ECAC	34	9	17	26		105			
1998-99 Clarkson	ECAC	34	10	19	29		40			
1998-99 Albany	AHL	6	1	3	4	3	29	1	0	0
1999-00 New Jersey	NHL	2	0	0	0	1	0	0	0	0
1999-00 Albany	AHL	63	5	14	19	-4	71	1	0	0
2000-01 New Jersey	NHL	16	0	2	2	0	29	0	0	0
2000-01 Minnesota	NHL	17	1	7	8	4	11	0	0	0
2000-01 Albany	AHL	41	3	13	16	2	94	0	0	1
2001-02 Minnesota	NHL	68	3	10	13	-16	68	0	0	1
2002-03 Minnesota	NHL	69	2	12	14	13	84	0	1	1
2003-04 Minnesota	NHL	70	1	13	14	12	83	0	0	0
2005-06 Minnesota	NHL	64	2	6	8	15	87	0	0	0
2005-06 Dallas	NHL	16	0	2	2	4	26	0	0	0
2006-07 Vancouver	NHL	62	1	10	11	1	45	0	0	0
2007-08 Vancouver	NHL	72	2	10	12	6	81	0	0	1
2008-09 Vancouver	NHL	82	3	20	23	29	59	0	0	1
2009-10 Vancouver	NHL	48	4	8	12	13	48	0	0	1
2010-11 Los Angeles	NHL	57	5	5	10	4	21	0	1	1
2011-12 Los Angeles	NHL	76	5	19	24	20	44	0	0	2
2013-14 Los Angeles	NHL	76	1	11	12	14	58	0	0	0
2014-15 Florida	NHL	66	3	5	8	1	25	0	0	0
Florida Totals		66	3	5	8	1	25	0	0	0
NHL TOTALS		861	33	140	173	121	769	0	2	8

## PLAYOFFS

PLAYOFFS	TEAM	LEAGUE	GP	G	A	P	PIM
1999-00	Albany	AHL	5	1	2	3	4
2002-03	Minnesota	NHL	18	1	3	4	14
2005-06	Dallas	NHL	5	0	0	0	2
2006-07	Vancouver	NHL	12	0	1	1	12
2008-09	Vancouver	NHL	10	0	2	2	22
2010-11	Los Angeles	NHL	6	1	1	2	4
2011-12	Los Angeles	NHL	20	1	2	3	16
2013-14	Los Angeles	NHL	18	1	3	4	20
NHL TOTALS			89	4	12	16	90







35

# AL MONTOYA

(AL mawn-TOI-uh)

## AL MONTOYA

GOALTENDER • 35

CATCHES: LEFT

HEIGHT: 6'2" WEIGHT: 192

BORN: FEB. 13, 1985

BIRTHPLACE: CHICAGO, IL

**DRAFTED:** 2004 – 1st Round (6th overall)

by NY Rangers.

**HOW ACQUIRED:** Signed as an unrestricted free agent on July 1, 2014.



**2014-15:** Completed his sixth NHL season, first with Florida...Made 31 saves on 33 shots to earn his sixth win of the season April 11 vs. NJD...Made 20 saves on 23 shots to earn his fifth win of the season March 1 vs. TBL...Started on his 30th birthday, making 26 of 28 saves at DAL...Made 32 saves on 34 shots to earn the win Feb. 3 at NYI...Stopped 25 of 30 shots to earn a win Jan. 9 at CGY...Turned aside 22 of 24 shots to earn his second win of the season Nov. 28 vs. OTT...Stopped 22 of 22 shots in relief of Roberto Luongo Nov. 26 vs. CAR...Registered first win as a Panther stopping 33 of 35 shots Nov. 16 vs. ANA...Turned aside 19 of 24 shots Nov. 10 vs. CGY...Made first start of the season making stopping 27 of 28 shots Oct. 18 at WSH...Made Panthers debut stopping ten of ten shots in relief of Roberto Luongo Oct. 11 vs. NJD.

**2013-14:** Completed his fifth NHL season, second with Winnipeg...Earned a shutout in his first game of the season making 24 saves on Oct. 13/13 vs. NJ (3-0 W)...Strung together a six-game winning streak from Nov. 27/13-Dec. 31/13... Recorded his second shutout of the season with 27 saves on Dec. 31 vs. BUF (3-0 W)... Recorded a career-high 13 wins and two shutouts in 2013-14... Led Jets goalies (with 20+ games) in goals against average (2.30) and save percentage (.920).

**2012-13:** Completed his fourth NHL season, first with Winnipeg...Made 21 saves for his first win as a Jet on Jan. 27 vs. NYI... Made 33 saves to record the only shutout for the Jets in 2012-13 on Feb. 9 at OTT... Made 28 saves for his third straight win on Mar. 7 at TB... Made the most saves in one game by a Jets goaltender in 2012-13 (39) on Mar. 28 at PIT. **2011-12:** Completed his third NHL season, second with NY Islanders...Was the Islanders opening-night starting goaltender on Oct. 8 vs. FLA... Earned his first win in his second-straight start on Oct. 10 vs. MIN... Made a career-high 47 saves on 51 shots on Nov. 10 at COL... Suffered a head injury at WPG on Dec. 20, returning on Jan. 17 at WSH after missing 12 games. **2010-11:** Completed his second NHL season, first with NY Islanders...Led Islanders goalies in wins (9) and goals against average (2.39) in 20 appearances as a rookie after being acquired from PHX on Feb. 9... Began his sixth professional season with the San Antonio Rampage (AHL), where he posted an 11-8-0 record with a 3.19 GAA and .891 save percentage... Assigned to the Bridgeport Sound Tigers (AHL) upon being acquired by NYI on Feb. 9... Recalled from BRI on Feb. 11... Made his NYI debut in relief on Feb. 13 at BUF, earning the win...Posted a 35-save shutout in his first start on Feb.19 vs. LA... Appeared in 20 of NYI final 27 games. **2009-10:** Went 4-7-1 with a 3.19 GAA and a .904 SV% in 14 games for San Antonio (AHL)...Earned his first AHL victory of the season on Oct. 2 vs. Texas... Made his 4,000th AHL save on Nov. 24 vs. Milwaukee. **2008-09:** Completed his first NHL season, first with Phoenix...Recorded a shutout in his NHL debut with PHX on Apr. 1, making 23 saves vs. COL in 3-0 win... Became the first goalie in PHX franchise history to record a shutout in his NHL debut... Went 3-1-0 with a 2.08 GAA and a .925 sv% in the final five games of the season with PHX... Posted a 7-17-2 record with San Antonio (AHL), showing a 3.23 GAA and a .890 sv%...Was recalled by PHX on Mar. 23... Made 40 saves for PHX in a 4-1 win at SJ on Apr. 9. **2007-08:** Split his third professional season between the Hartford Wolf Pack and San Antonio, posting a combined 24-14-3 record... Went 16-8-3 with a 2.54 GAA and a .908 sv% in 31 appearances with Hartford before being traded from the NYR to PHX on Feb. 26... Went on to play in 14 games with San Antonio, going 8-6-0 with a 2.59 GAA and a .912 sv%... Made 31 stops in his first shutout of season on Mar. 29 vs. PEO... Finished tied for third in AHL in shutouts with six (one off the league lead), fifth in GAA and tied for fifth in wins... Earned Rbk X-Pulse/AHL Goaltender of the Month honors for the month of February (5-2-0, 1.37 GAA, .946 sv%, 1 shutout). **2005-06:** Had an All-Star rookie AHL season with Hartford, posting a 23-9-1 record

35

# AL MONTOYA

(AL mawn-TOI-uh)

with a 2.61 GAA and a .907 SV%... Earned the win in his pro debut on Oct. 8 vs. Manchester (22 saves)... Won seven straight starts from Oct. 28-Dec. 23... Set a Hartford single-game record with 51 saves on Oct. 29 vs. Bridgeport (3-2 win)... Registered his first shutout on Jan. 13 vs. Hershey, making 31 saves and contributing two assists... Played for the Planet USA All-Stars in the 2006 Rbk Hockey AHL All-Star Classic in Winnipeg, MB on Feb. 1.

**International:** **2011:** Represented Team USA at the 2011 World Championship finishing with a 2-1-0 record. **2009:** Was a member of Team USA for the 2009 World Championship. **2005:** Played for Team USA at the 2005 World Junior Championship. **2004:** Won Gold with Team USA at the 2004 World Junior Championship.

**ETC:** First Cuban-American player to play in the NHL...Grandparents and parents are natives of Cuba, his family arrived in the United States in the 1960's by way of Miami...Attended University of Michigan...speaks both English and Spanish fluently.

## MILESTONES

FIRST NHL GAME: 4/1/09 at Colorado

FIRST NHL WIN: 4/1/09 at Colorado

FIRST NHL SHUTOUT: 4/1/09 at Colorado

FIRST GAME AS A PANTHER: Oct. 11, 2014 vs. NJD

FIRST WIN AS A PANTHER: Nov. 16, 2014 @ ANA

FIRST SHUTOUT AS A PANTHER: N/A

MOST SAVES, GAME: 47, 11/10/11 at Colorado

MOST GOALS ALLOWED, GAME: 7, 4/7/12 at Columbus

MOST SHOTS FACED: Game 51, Nov. 10, 2011 @ COL

LONGEST WIN STREAK: 4, Dec. 16, 2013 - Dec. 31, 2013

## MONTROYA vs. NHL

Value..... GP ..... W..... L..... T/O..... SO..... SV%..... GAA

Anaheim	.....1.....1.....0.....0.....0.....0.943.....2
Boston	.....4.....1.....1.....0.....0.....0.884 3.27
Buffalo	.....5.....3.....0.....2.....10.....929 2.12
Calgary	.....3.....1.....1.....1.....0.....0.839 4.57
Carolina	.....4.....0.....2.....1.....0.....0.921 2.56
Chicago	.....5.....1.....1.....2.....0.....0.906 2.78
Colorado	.....6.....3.....1.....2.....1.....0.927 2.43
Columbus	.....3.....1.....2.....0.....0.....0.869 3.69
Dallas	.....5.....1.....2.....0.....0.....0.932 1.95
Detroit	.....2.....1.....0.....0.....0.....0.947 1.4
Florida	.....3.....1.....1.....0.....0.....0.944 1.3
Los Angeles	.....5.....2.....1.....0.....1.....0.913 2.27
Minnesota	.....4.....4.....0.....0.....0.....0.96 1.01
Montreal	.....3.....2.....1.....0.....0.....0.921 2.27
New Jersey	.....8.....3.....2.....2.....1.....0.94 1.56
NY Islanders	.....3.....3.....0.....0.....0.....0.91 2.64
NY Rangers	.....4.....1.....3.....0.....0.....0.875 4.24
Ottawa	.....6.....2.....2.....0.....1.....0.904 2.77
Philadelphia	.....2.....0.....0.....1.....0.....0.891 3.46
Pittsburgh	.....7.....1.....4.....1.....0.....0.877 4.4
San Jose	.....2.....2.....0.....0.....0.....0.944... 2
St. Louis	.....5.....1.....2.....1.....0.....0.874 2.96
Tampa Bay	.....9.....6.....2.....0.....0.....0.918 2.33
Toronto	.....4.....1.....2.....1.....0.....0.864 3.36
Washington	.....4.....0.....2.....1.....0.....0.886 2.73
Winnipeg	.....4.....1.....1.....0.....0.....0.871 3.77

## REGULAR SEASON

SEASON	TEAM	LEAGUE	GP	W	L	T	OT	SO	GA	SA	Sv%	GAA	Min
2001-02	USNTDP	NAHL	24	6	11	4		0	79		3.53		1,344
2002-03	U-Michigan	CCHA	43	30	10	3		4	99		2.33		2,547
2003-04	U-Michigan	CCHA	40	26	12	2		6	87		2.23		2,340
2004-05	U-Michigan	CCHA	40	30	7	3		3	99		2.52		2,359
2005-06	Hartford	AHL	40	23	9	1		2	91	980	0.907	2.61	2,094
2005-06	Charlotte	ECHL	2	1	1	0		0	8	64	0.875	3.92	123
2006-07	Hartford	AHL	48	27	17	0		6	98	1,140	0.914	2.3	2,556
2007-08	Hartford	AHL	31	16	8	3		0	72	785	0.908	2.54	
2007-08	San Antonio	AHL	14	8	6	0		1	34	385	0.912	2.59	
2008-09	Phoenix	NHL	5	3	1	-	0	1	9	120	0.925	2.08	259
2008-09	San Antonio	AHL	29	7	17	2		0	84	649	0.89	3.23	1,562
2009-10	San Antonio	AHL	14	4	7	1		0	34	356	0.904	2.65	771
2010-11	NY Islanders	NHL	20	9	5	-	5	1	46	585	0.921	2.39	1,154
2010-11	San Antonio	AHL	21	11	8	0		0	60	491	0.891	3.19	1,130
2011-12	NY Islanders	NHL	31	9	11	-	5	0	89	832	0.89	3.1	1,720
2012-13	Winnipeg	NHL	7	3	1	-	0	1	17	168	0.899	2.91	351
2013-14	Winnipeg	NHL	28	13	8	-	3	2	59	737	0.92	2.3	1,541
2014-15	Florida	NHL	20	6	7	-	2	0	49	453	0.892	3.01	977
Florida Totals			20	6	7	-	2	0	49	453	0.892	3.01	977
NHL TOTALS			111	43	33	0	15	5	269	2,895	0.907	2.69	6,002

## PLAYOFFS

SEASON	TEAM	LEAGUE	GP	W	L	SO	GA	SA	Sv%	GAA	Min
2005-2006	Hartford	AHL	5	2	1	1	8	117	0.932	1.87	257
2006-2007	Hartford	AHL	7	3	4	1	20	0	0	3.07	391
2007-2008	San Antonio	AHL	1	0	1	0	4	28	0.857	4.04	








DYLAN  
OLSEN

DEFENSEMAN • 4

SHOOTS: LEFT

HEIGHT: 6'2" WEIGHT: 223

BORN: JAN. 3, 1991

BIRTHPLACE: SALT LAKE CITY,  
UT**DRAFTED:** 2009 - 1st Round (28th overall) by  
Chicago Blackhawks.**HOW ACQUIRED:** Acquired from Chicago with  
Jimmy Hayes in exchange for Kris Versteeg &  
Philippe Lefebvre on Nov. 14, 2013.

**2014-15:** Completed his third NHL season, second with Florida...Scored his second goal of the season Jan. 4 at WSH...Recorded an assist Dec. 18 at PHI...Led team with five hits Nov. 28 vs. OTT...Recorded an assist, a plus-three rating and three blocked shots Nov. 16 at ANA...Registered four hits Oct. 25 at ARI...Recorded an assist and a plus-two rating Oct. 21 at COL...Notched an assist Oct. 18 at WSH...Recorded an assist, two PIMs, two shots and a team leading three hits in first game of the season Oct. 9 at TBL.

**2013-14:** Completed his second NHL season, first with Florida...Played in 50th career NHL game Mar. 1 vs. CBJ...Returned to action Jan. 24 at DET after missing 10 games with an injury...Had a career-high five-game point scoring streak in tact (3-3-6: Dec. 5-13)...Scored his first NHL goal and registered his first multi-point game Dec. 5 vs. WPG...**2011-12:** Tallied first NHL point, an assist, on 2/18/12 in Chicago's 6-1 win at Columbus...Scored the game-winning goal in Rockford's 3-2 win at Charlotte on 1/27/12...Recalled to Chicago on 1/4/12 and made his NHL debut with the Blackhawks at Philadelphia on 1/5/12...Hammered in his first professional goal in Rockford's 5-4 shootout loss at Milwaukee on 12/11/11 **2010-11:** Registered his first professional point on 1/21/11 against Oklahoma City...Made his pro debut with Rockford on 1/14/11 against Texas...Represented Canada for the 2011 IIHF World Jr. Tournament in Buffalo, New York and won a silver medal...Led team defensemen with 12 assists through 17 games as a sophomore at the University of Minnesota-Duluth.

**International:** Played for Team Canada at the 2009 Under-18 IIHF World Championships, collecting four points (2g-2a)... Represented Canada in the 2011 World Junior Championships.

**ETC:** Born in Salt Lake City, Utah, raised in Calgary, AB... Played with Florida teammates Dave Bolland (2011-12) and Brandon Pirri (2011-12) for CHI...Attended University of Minnesota-Duluth...Won Silver Medal in 2011 WJC for Team Canada with Florida teammates Erik Gudbranson and Quinton Howden.

## MILESTONES

**FIRST NHL GAME:** 1/5/12 at Philadelphia

**FIRST NHL GOAL:** 12/5/13 vs. Winnipeg

**FIRST NHL ASSIST/POINT:** 2/18/12 at Columbus

**FIRST GAME AS A PANTHER:** Nov. 25, 2013 vs. PHI

**FIRST GOAL AS A PANTHER:** Dec. 5, 2013 vs. WPG

**MOST GOALS, GAME:** 1 (3 times) MR: 12/13/13 vs. Washington

**MOST ASSISTS, GAME:** 1 (10 times) MR: 3/31/14 at New Jersey

**MOST POINTS, GAME:** 2, 12/5/13 vs. Winnipeg

**MOST PENALTY MINUTES, GAME:** 2 (7 times) MR: 3/18/14 at San Jose

**MOST SHOTS, GAME:** 6, April 12, 2014 vs. CBJ

**LONGEST POINT STREAK:** Five Games, Dec. 5 - Dec. 13, 2013

## OLSEN vs. NHL

Team GP G APTS PIM

Anaheim.....	3	0	1	1	0
Arizona.....	5	0	0	0	0
Boston.....	4	0	0	0	0
Buffalo.....	5	0	0	0	0
Calgary.....	3	0	0	0	2
Carolina.....	3	0	1	1	0
Chicago.....	1	1	0	1	0
Colorado.....	3	0	1	1	0
Columbus.....	6	0	1	1	2
Dallas.....	3	0	0	0	0
Detroit.....	9	0	3	3	2
Edmonton.....	2	0	0	0	0
Los Angeles.....	4	0	0	0	0
Minnesota.....	1	0	0	0	2
Montreal.....	4	0	0	0	2
Nashville.....	4	0	0	0	2
New Jersey.....	4	0	1	1	0
NY Islanders.....	3	0	1	1	0
NY Rangers.....	5	0	0	0	4
Ottawa.....	6	1	0	1	0
Philadelphia.....	6	0	2	2	2
Pittsburgh.....	3	0	0	0	4
San Jose.....	4	0	0	0	2
St. Louis.....	5	0	0	0	2
Tampa Bay.....	3	0	1	1	4
Toronto.....	5	0	1	1	0
Vancouver.....	4	0	0	0	0
Washington.....	5	2	1	3	2
Winnipeg.....	3	1	2	3	2

## REGULAR SEASON

SEASON	TEAM	LEAGUE	GP	G	A	P	+/-	PIM	PPG	SHG	GWG
2009-10	U-Minnesota-Duluth	WCHA	36	1	10	11		49			
2010-11	U-Minnesota-Duluth	WCHA	17	1	12	13		8	1	0	0
2010-11	Rockford	AHL	42	0	4	4	-18	10	0	0	0
2011-12	Chicago	NHL	28	0		1	1	-5	6	0	0
2011-12	Rockford	AHL	44	4		3	7	-5	44	0	0
2012-13	Rockford	AHL	50	2	9	11	-4	27	2	0	0
2013-14	Florida	NHL	44	3	9	12	-3	8	0	0	0
2013-14	Rockford	AHL	16	0	8	8	3	8	0	0	0
2013-14	San Antonio	AHL	4	1	1	2	1	2	0	0	0
2014-15	Florida	NHL	44	2		6	8	-7	20	0	0
2014-15	San Antonio	AHL	12	1	2	3	-2	22	0	0	1
Florida Totals			88	5	15	20	-10	28	0	0	0
NHL TOTALS			116	5	16	21	-15	34	0	0	0

72

## ALEX PETROVIC

(AL-ehx peh-TROH-vihk)


ALEX  
PETROVIC  
DEFENSEMAN • 72

SHOOTS: RIGHT

HEIGHT: 6'4" WEIGHT: 206

BORN: MAR. 3, 1992

BIRTHPLACE: EDMONTON, AB

**DRAFTED:** 2010 - 2nd Round (36th overall)  
by Florida.**HOW ACQUIRED:** Florida's fifth selection  
(36th overall) in the 2010 NHL Draft.

**2014-15:** Completed his first NHL season, first with Florida...Reached career-high 21:29 TOI March 28 at MTL...Registered second assist of the season with five hits March 7 vs. NYI...Recorded first point of the season (assist) in season debut with Florida Jan. 29 vs. CBJ...Recalled by Florida Jan. 28...Represented San Antonio at 2015 AHL All-Star Game, recording two assists...Recorded 19 points (3-16—19) and 57 PIM in 39 games played for San Antonio (AHL).

**2013-14:** Recorded an empty net goal in San Antonio's 3-1 win over Rockford on Oct. 5...Recorded a game-high seven shots on goal in a 3-1 win over Rockford on Oct. 5...Scored a goal and added an assist in a 4-2 win at Chicago on Oct. 13, good for the Third Star of the Game...Prior to the Oct. 18 loss to Texas, he led all AHL players in shots with 20...Added an assist on the Rampage's first road power play goal in a 3-2 loss at Oklahoma City on Nov. 12...Had a three-game assist streak from Nov. 12-16...Appeared in five games with Florida of the NHL after a recall on Dec. 26...Reassigned to San Antonio on Jan. 6

**2012-13:** Finished season with Florida and appeared in six games...Made his NHL debut on April 18, 2013 vs. the New York Rangers...Appeared in 55 AHL games and recorded four goals and 17 points in his rookie season...Recorded a season-high six points (one goal, five assists) and a plus-5 rating in the month of January...Earned Second Star of the Game honors in a two-point effort against Oklahoma City on Jan. 18, 2013...First multi-point game (two assists) in a 5-3 loss vs. Toronto on Nov. 10, 2012...Scored game-winning goal and named Second Star of the Game in a 2-0 win vs. Oklahoma City on Nov. 4, 2012...Scored his first regular season point on a power-play assist in a win vs. Houston on Oct. 14, 2012.

**2011-12:** Scored first career AHL playoff goal on April 24, 2012 in a 3-2 loss to Chicago...Registered an assist in his first career AHL playoff game on April 19 in a 5-4 win over Chicago...Registered first professional and AHL point with an assist in a 4-3 overtime win vs. Texas on April 13, 2012...Made AHL debut in San Antonio's 4-2 win over Grand Rapids on March 22, 2012...Posted WHL career-high goals (12) with the Red Deer Rebels.

**2009-10:** Notched an assist in 100th career WHL game on Jan. 2, 2010 in a 2-1 win over the Edmonton Oil Kings...**2007-08:** Made WHL debut on Jan. 27, 2008 in a 4-1 win over the Portland Winterhawks.

**ETC:** Appeared in 2015 AHL All-Star Classic

## MILESTONES

**First NHL Game:** April 18, 2013 @ NYR

**First NHL Goal:** N/A

**Most Goals: Game:** N/A

**Most Assists: Game:** 1A [4X] MR: March 26, 2015

**Most PIM: Game:** 14 PIM, April 25, 2013

**Most Shots: Game:** 2 [8X] MR: April 2, 2015

**Longest Goal Streak:** N/A

**Longest Point Streak:** N/A

## PETROVIC vs. NHL

TEAM ..... GP ... G.....A.....PTS...PIM

Anaheim.....	1	0	0	0	0	0
Boston.....	4	0	0	0	0	7
Buffalo .....	1	0	0	0	0	0
Carolina .....	1	0	0	0	0	0
Chicago.....	2	0	0	0	0	2
Columbus ..	1	0	1	1	1	0
Dallas .....	2	0	0	0	0	0
Detroit .....	2	0	0	0	0	4
Los Angeles	1	0	0	0	0	2
Minnesota ..	1	0	0	0	0	0
Montreal ....	4	0	0	0	0	7
Nashville ....	2	0	0	0	0	0
New Jersey	4	0	0	0	0	14
NY Islanders	2	0	1	1	1	0
NY Rangers	4	0	0	0	0	4
Ottawa .....	2	0	0	0	0	0
Pittsburgh ..	1	0	0	0	0	2
St. Louis.....	1	0	0	0	0	0
Tampa Bay	6	0	1	1	1	11
Toronto .....	4	0	1	1	1	14

## REGULAR SEASON

SEASON	TEAM	LEAGUE	GP	G	A	P	+/-	PIM	PPG	SHG	GWG
2007-08	Red Deer	WHL	10	1	0	1		2			
2008-09	Red Deer	WHL	66	1	12	13		70			
2009-10	Red Deer	WHL	57	8	19	27		87			
2010-11	Red Deer	WHL	69	7	50	57	27	140	3	0	
2011-12	Red Deer	WHL	68	12	36	48	-10	141	6	1	
2011-12	San Antonio	AHL	5	0	1	1	-1	0	0	0	0
2012-13	Florida	NHL	6	0	0	0	-8	25	0	0	0
2012-13	San Antonio	AHL	55	4	13	17	8	102	1	0	2
2013-14	Florida	NHL	7	0	1	1	3	8	0	0	0
2013-14	San Antonio	AHL	43	2	11	13	3	79	0	0	0
2014-15	Florida	NHL	33	0	3	3	-4	34	0	0	0
2014-15	San Antonio	AHL	41	3	17	20	-2	59	1	0	0
NHL TOTALS			46	0	4	4	-9	67	0	0	0

## PLAYOFFS

SEASON	TEAM	LEAGUE	GP	G	A	P	PIM
2009-10	Red Deer	WHL	4	0	0	0	4
2010-11	Red Deer	WHL	9	0	6	6	23
2011-12	San Antonio	AHL	9	2	4	6	14
2014-15	San Antonio	AHL	3	0	1	1	0



73

## BRANDON PIRRI

(BRAN-duhn PIHR-ee)

BRANDON  
PIRRI

CENTER • 73

SHOOTS: LEFT

HEIGHT: 6'0" WEIGHT: 183

BORN: APR. 10, 1991

BIRTHPLACE: TORONTO, ON

**DRAFTED:** 2009 - 2nd Round (59th overall)

by Chicago Blackhawks.

**HOW ACQUIRED:** Acquired from Chicago in exchange for Florida's 2014 third round draft choice & 2016 fifth round choice.

**2014-15:** Completed fifth NHL season, second with Florida...Notched his 21st goal (PPG) March 31 at BOS...Recorded 20th goal of the season March 26 at TOR...Scored shootout game-winner March 21 vs. BOS...Scored goals in four consecutive games (4G) to tie career-high four-game goal streak March 14 - 19...Recorded career-high ten shots Feb. 18 vs. MTL...Recorded 12th goal of the season Mar. 3 vs. TOR...Recorded his first career multi-goal game (2-0—2) and nine shots Feb. 28 vs. BUF...Notched a four-game point streak (4-1—5) Jan. 31-Feb. 5...Recorded a career-high four game goal streak (4G) Jan. 31-Feb. 5 ...Scored a goal Jan. 19 vs. VAN...Returned after missing ten games with injury (mild concussion) Nov. 25 vs. MIN...Owned a three-game goal scoring streak (3-0-3) Oct. 21-30...Recorded his third consecutive goal of the season Oct. 30 vs. ARI... Recorded a goal Oct. 25 at ARI... Scored his first goal of the season and registered six shots Oct. 21 at COL...Recorded three shots in his season debut Oct. 18 at WSH.

**2013-14:** Completed fourth NHL season, first with Florida...Recorded two points (1-1-2) Apr. 6 vs DAL...Had a four-game point streak (3-2-5: Mar. 31-Apr. 6)...Recorded two point game (1-1-2) Mar. 18 at SJS...Picked up two assists Mar. 16 vs VAN...Recorded goal and assist Mar. 13 at TBL...Picked up first goal as a Panther Mar. 11 vs PHX...Made his Florida debut Mar. 4 at BOS...Played in 26 games with Rockford recording 26 points (11-15-26)... Recalled from Rockford (AHL) on Jan. 27...Set a career high with two assists on Oct. 28 at MIN...Set a career high with two points (1- 1-2) on Oct. 19 vs. TOR...Scored his first career goal on Oct. 17 vs. STL...Made his season debut on Oct. 12 vs. BUF.

**2012-13:** Completed third NHL season, third with Chicago...Recorded two shots on Apr. 27 at STL. **2011-12:** Completed second NHL season, second with Chicago...Split the season between Chicago and Rockford ... Tallied two assists, including his first career NHL point on Oct. 7 at DAL, in five regular-season games with the Blackhawks ... Paced the IceHogs with 33 assists and 56 points in 66 regular-season games ... Shared the team lead with a +9 rating ... Notched 16 multi-point games ... Shared second on the club with seven power-play goals ... Netted his first professional hat trick on Nov. 23 vs. San Antonio. **2010-11:** Completed his first NHL season, first with Chicago...Made his professional and NHL debut with Chicago on Oct. 9 vs. DET ... Made his AHL debut on Oct. 10 vs. Grand Rapids ... Ranked fourth on Rockford with 43 points (12G, 31A) in 70 regular-season games in his AHL debut ... Tallied his first professional point with an assist in his AHL debut ... Netted first career professional goal on Oct. 15 at Abbotsford. **2009-10:** Tallied 43 points (11G, 32A) in 39 games with ECAC's Rensselaer Polytechnic Institute.

**International:** Won a bronze medal with Canada East at the 2008 World Junior A Challenge, sharing fifth in the tournament with seven points (4G, 3A) in four games.

**ETC:** 2012-13 Earned John B. Sollenberger Trophy for AHL leading scorer...Lived with teammate Dave Bolland as a rookie with CHI... Played with Florida teammates Dave Bolland (2010-13), Brian Campbell (2010-11), Dylan Olsen (2011-12) for CHI...Attended RPI...Played with teammate Reilly Smith in the GTHL for the Toronto Young Nationals.

## MILESTONES

**FIRST NHL GAME:** 10/9/10 vs. Detroit

**FIRST NHL GOAL:** 10/17/13 vs. St Louis

**FIRST NHL ASSIST/POINT:** 10/7/11 at Dallas

**MOST GOALS, GAME:** 1 (13 times) MR: 4/10/14 vs. Toronto

**MOST ASSISTS, GAME:** 2 (2 times) MR: 3/16/14 vs. Vancouver

**MOST POINTS, GAME:** 2 (7 times) MR: 4/6/14 vs. Dallas

**MOST PENALTY MINUTES, GAME:** 2 (4 times) MR: 3/29/14 vs. Montreal

## PIRRI vs. NHL

TEAM .....GP...G...A...PTS...PIM

Anaheim	2	0	0	0	0
Arizona	6	4	0	4	0
Boston	5	1	0	1	2
Buffalo	6	2	0	2	0
Calgary	4	0	1	1	2
Carolina	4	2	1	3	0
Colorado	2	1	0	1	0
Columbus	5	0	1	1	2
Dallas	6	2	2	4	2
Detroit	5	2	0	2	2
Edmonton	3	0	1	1	0
Florida	1	0	0	0	0
Los Angeles	4	1	0	1	0
Minnesota	3	0	2	2	2
Montreal	5	1	1	2	4
Nashville	3	1	0	1	2
New Jersey	4	2	0	2	0
NY Islanders	3	2	1	3	0
NY Rangers	2	2	0	2	0
Ottawa	4	0	0	0	0
Philadelphia	2	0	0	0	0
Pittsburgh	1	0	0	0	2
San Jose	3	2	2	4	0
St. Louis	3	1	0	1	0
Tampa Bay	5	2	1	3	0
Toronto	4	5	1	6	0
Vancouver	4	1	2	3	0
Washington	2	0	0	0	2
Winnipeg	4	1	0	1	0

## REGULAR SEASON

SEASON	TEAM	LEAGUE	GP	G	A	P	+/-	PIM	PPG	SHG	GWG
2009-10	RPI	ECAC	39	11	32	43		67			
2010-11	Chicago	NHL	1	0	0	0	-1	0	0	0	0
2010-11	Rockford	AHL	70	12	31	43	-6	50	2	0	1
2011-12	Chicago	NHL	5	0	2	2	2	0	0	0	0
2011-12	Rockford	AHL	66	23	33	56	9	36	7	0	5
2012-13	Chicago	NHL	1	0	0	0	0	0	0	0	0
2012-13	Rockford	AHL	76	22	53	75	11	72	7	1	6
2013-14	Chicago	NHL	28	6	5	11	6	6	1	0	0
2013-14	Florida	NHL	21	7	7	14	0	2	2	0	0
2013-14	Rockford	AHL	26	11	15	26	-1	10	2	1	2
2014-15	Florida	NHL	49	22	2	24	6	14	7	0	4
	Florida Totals		70	29	9	38	6	16	9	0	4
	NHL TOTALS		105	35	16	51	13	22	10	0	4

18

# REILLY SMITH

(RIGH-lee SMIHTH)

## REILLY SMITH

**RIGHT WING • 18**

SHOOTS: **LEFT**

HEIGHT: **6'0"** WEIGHT: **185**


BORN: **APR. 1, 1991**

BIRTHPLACE: **TORONTO, ON**

**DRAFTED:** 2009 - 3rd Round (69th overall)

by Dallas.

**HOW ACQUIRED:** Acquired from Boston along with the contract of Marc Savard in exchange for RW Jimmy Hayes.



**2014-15:** Completed third NHL season, second with Boston...Has played the last 9 games after missing his 1st game of the season 3/21 in FLA and has 1-3=4 totals in 3 of those games w/an assist 3/22 at TB, goal 3/28 vs NYR and 2 assists 4/2 at DET which included his 100th NHL point ... Played his 200th NHL game 4/4 vs TOR ... Multi-pt gms: 8 Inj: 0 ... DND: 1 ... Shootout: 1/9 Tm Rec in Lineup: 41-27-12 ... Out: 0-0-1 ... w/G: 8-2-2 ... w/A: 15-5-3 ... w/Pt: 19-7-5 ... PP Pts: 1-9=10 ... GW Pts: 0-2=2 Fun Facts: Signed a one-year contract on 9/29/14 and was signed to a 2-year contract extension on 3/6/15 ... He has scored in the final 2 minutes of a period 4 times this season

**2013-14:** Played his first full NHL season and recorded career season-highs in all categories ... Was one of three Bruins to play in all 82 games ... Had nine multiple-point games, including 1-2=3 totals on Dec. 23 at Nashville which were a career-high for points in a game ... Had a career-best seven-game point streak from Jan. 14-28 (3-5=8 totals) ... Also had a five-game point streak from Oct. 12-23 (1-4=5 totals) ... Scored two deciding shootout goals, vs. Tampa Bay on Mar. 8 and in Philadelphia on Mar. 30 ... Played his first game as a Bruin on Oct. 3 vs. Tampa Bay, recorded his first point as a Bruin on Oct. 5 vs. Detroit and scored his first goal as a Bruin on Oct. 17 at Florida ... Played his 100th NHL game on Mar. 2 at New York Rangers ... Tied for second on the team in post-season goals with 4-1=5 totals in 12 games ... Had the club's highest playoff plus/minus at +5 ... Played his first NHL playoff game on Apr. 18 vs. Detroit, recorded his first NHL playoff point with a goal on Apr. 20 vs. the Red Wings and recorded his first NHL playoff assist on Apr. 22 in Detroit ... **2012-13:** Split his first full professional season between Dallas and their AHL affiliate, the Texas Stars ... Began the season in Texas before his Jan. 13 recall to Dallas and had another AHL stint from Apr. 2-16 ... Ranked fourth overall in the AHL Stars scoring race with 14-21=35 totals in 45 games ... Was one of ten rookies to skate in Dallas during the season and ranked second among Stars rookies in scoring with 3-6=9 totals in 37 NHL games ... Scored his first NHL point with a goal Feb 15 in Vancouver and recorded his first NHL assist on Feb. 26 in Columbus ... All three of his goals tied the score in the game in which they were tallied ... Had points in consecutive games on three occasions, Feb. 15-17 (2-0=2 totals), Feb. 25-26 (1-1=2 totals) and Mar. 25-29 (0-2=2 totals) ... **2011-12:** Turned pro at the conclusion of his college season, foregoing his senior season of eligibility ... Played three scoreless games in Dallas, including his first NHL game played on Mar. 28 vs. Edmonton ... College: Played three seasons at Miami (Ohio) University with 66-56=122 totals in 121 career college games ... Was a finalist for the Hobey Baker Award in 2011-12 as the nation's top Division I college player when he was second in the nation with 30 goals and added 18 assists for 48 points ... Led the CCHA in goals with 28 in 2010-11.

**ETC:** His brother Brendan Smith is a defenseman for the Detroit Red Wings...Played with Florida teammate Shawn Thornton (2013-14) in Boston...Played with Florida teammate Jaromir Jagr in Dallas (2012-13)...Attended Miami University-Ohio (2009-12)...Played with teammate Brandon Pirri in the GTHL for the Toronto Young Nationals...Shares the same birthday as teammate Jussi Jokinen (Apr. 1)

## MILESTONES

**First NHL Game:** Mar. 28, 2012 at Edmonton

**First NHL Goal:** Feb. 15, 2013 at Vancouver

**Longest Goal Streak:** Three Games [2X] MR: Jan. 25 - Jan. 28, 2014

**Longest Point Streak:** Seven Games, Jan. 14 - 28, 2014

**Most Goals: Game:** 2G [4X] MR: Dec. 4, 2014 @ SJS

**Most Assists: Game:** 2A [6X] MR: Apr. 2, 2014 @ DET

**Most Points: Game:** 3P [2X] MR: Jan. 29, 2015 @ NYI

**Most PIM: Game:** 4 PIM, Nov. 5, 2013 vs. DAL

**Most Shots: Game:** 6 [2X] MR: March 15, 2014 vs. CAR

## SMITH vs. NHL

TEAM .....GP...G...A...PTS...PIM

Anaheim ...7...0...0...0...0  
 Arizona ...7...0...4...4...0  
 Buffalo .....9...2...4...6...2  
 Calgary .....7...2...1...3...2  
 Carolina ....6...2...1...3...6  
 Chicago ....6...2...2...4...0  
 Colorado...6...0...2...2...0  
 Columbus...8...0...3...3...0  
 Dallas .....4...0...3...3...4  
 Detroit ....12...2...7...9...2  
 Edmonton 8...2...1...3...0  
 Florida.....8...3...3...6...2  
 Los Angeles 7...0...3...3...2  
 Minnesota 7...2...2...4...2  
 Montreal ..8...0...0...0...0  
 Nashville ..6...3...2...5...0  
 New Jersey 6...1...3...4...4  
 NY Islanders6...2...5...7...2  
 NY Rangers6...1...1...2...2  
 Ottawa .....9...2...2...4...2  
 Philadelphia 6...2...1...3...0  
 Pittsburgh 6...2...2...4...2  
 San Jose ....6...2...0...2...0  
 St. Louis ....8...0...2...2...4  
 Tampa Bay8...0...2...2...2  
 Toronto ....8...0...5...5...2  
 Vancouver 8...3...1...4...2  
 Washington6...0...1...1...0  
 Winnipeg...4...1...1...2...0

## REGULAR SEASON

SEASON	TEAM	LEAGUE	GP	G	A	P	+/-	PIM	PPG	SHG	GWG
2009-10	Miami-U	CCHA	44	8	12	20		24			
2010-11	Miami-U	CCHA	38	28	26	54		18	5	2	3
2011-12	Dallas	NHL	3	0	0	0	-3	2	0	0	0
2011-12	Miami-U	CCHA	39	30	18	48		22	9	2	8
2012-13	Dallas	NHL	37	3	6	9	0	8	0	0	0
2012-13	Texas	AHL	45	14	21	35	13	20	3	1	2
2013-14	Boston	NHL	82	20	31	51	28	14	6	0	3
2014-15	Boston	NHL	81	13	27	40	7	20	1	0	0
NHL TOTALS			203	36	64	100	32	44	7	0	3

## PLAYOFFS

YEAR	TEAM	LEAGUE	GP	G	A	P	PIM
2012-13	Texas	AHL	7	0	4	4	0
2013-14	Boston	NHL	12	4	1	5	0
NHL TOTALS			12	4	1	5	0



## SHAWN THORNTON

LEFT WING • 22

SHOOTS: RIGHT

HEIGHT: 6'2" WEIGHT: 212

BORN: JULY 23, 1977

BIRTHPLACE: OSHAWA, ON

**DRAFTED:** 1997 - 7th Round (190th overall)  
by Toronto.

**HOW ACQUIRED:** Signed as an unrestricted  
free agent on July 1, 2014.



**2014-15:** Completed 12th NHL season, first with Florida...Became third player in history to play 600 NHL and AHL games, while becoming the first to play 600 AHL games prior to 600 NHL Games, March 21 vs. BOS...Recorded an assist March 12 vs. WPG...Notched an assist on game-winning goal Feb. 28 vs. BUF...Recorded seven PIM Feb. 15 vs. STL...Recorded five PIM for fighting Feb. 10 vs. ANA...Recorded five PIM for fighting Dec. 4 vs. CBJ...Scored his first goal as a Panther Nov. 24 vs. MIN...Recorded first point as a Panther and of the season (assist) on Nov. 11 vs. SJS...Recorded five hits and a season-high 16:03 TOI Nov. 4 at BOS...Registered four hits Oct. 25 at ARI...Recorded a team-leading four shots and five PIM for fighting Oct. 11 vs. NJD...Made Panthers debut Oct. 9 at TBL.

**2013-14:** Completed 11th NHL season, seventh with Boston...Played in 64 games recording eight pts (5-3-8) ... Led Bruins w/10 fighting majors...Played his 500th NHL game 10/14 vs Detroit

**2012-13:** Completed 10th NHL season, sixth with Boston...Had points in consecutive games Mar. 9-11 with 1-1-2 totals in those contests ... Played his 400th game as a Bruin on Mar. 27 vs. Montreal ... Missed two games with a concussion and did not dress for one game ... Had his first career multiple-point playoff game with two assists May 21 vs. NY Rangers ... His four post-season assists came in a five-game span from May 21-June 3 and the four points quadrupled his previous single post-season total. **2011-12:** Completed ninth NHL season, fifth with Boston...Established career season-highs in games played (81) and penalty minutes (154) ... Tied for the NHL lead in major penalties with 20 fighting majors ... Scored his first career shorthanded goal on his first career penalty shot on Jan. 10 vs. Winnipeg's Ondrej Pavelec ... Had one multiple-point game, a two-assist effort Jan. 19 at New Jersey which matched his career-high for assists and points in a game ... Had points in consecutive games on two occasions - Nov. 1-5 (0-2-2) and Dec. 5-6 (1-1-2) ... Played his 400th NHL game Dec. 17 in Philadelphia ... Missed one game with an illness. **2010-11:** Completed his eighth NHL season, fourth with Boston...Established career season-highs in all offensive categories with 20 points (10- 10-20) ... Had one multiple-point game, matching his career-high for goals and points in a game with a two-goal effort Dec. 23 vs. Atlanta ... Had points in consecutive games on three occasions - Nov. 18-20 (1-1-2), Jan. 15-17 (0-2-2 t) and Mar. 19-22 (1-1-2) ... Had 14 fighting majors and the Bruins were 9-3-2 in those games ... Played his 300th NHL game Nov. 5 at Washington and recorded his 500th penalty minute Oct. 23 vs. NY Rangers ... Missed three games to injury ... Recorded his lone point of the post-season with an assist May 6 in the series-clinching game four vs. Philadelphia ... Received two ten-minute misconducts during the Stanley Cup Final vs. Vancouver ... Did not dress for seven playoff games (coach's decision). **2009-10:** Completed his seventh NHL season, third with Boston...Four of his nine assists were on game-winning goals ... Established a career NHL season-high with 141 penalty minutes ... Had 21 fighting majors, including the first fight in a Winter Classic when he took on Philadelphia's Daniel Carcillo on Jan. 1 at Fenway Park ... The Bruins were 13-4-3 in the 20 games in which he had at least one fight ... Missed five games to injury and did not dress for three games (coach's decision). **2008-09:** Completed his sixth NHL season, second with Boston...Established a career season-high in games played (79) ... Had one multiple-point game, a (1-1-2) effort Nov. 13 vs. Montreal which matched his career-high for points in a game ... Two of his six goals on the season were game-winning efforts, Dec. 20 vs. Carolina and Feb. 1 at Montreal ... Played his 200th NHL game Feb. 28 vs. Washington ... Missed three games with a back injury ... Added one goal in ten playoff games, scoring his first career post-season goal on Apr. 20 at Montreal. **2007-08:** Completed his fifth NHL season, first with Boston...Had two multiple-point games, both two-point efforts ... Recorded his first career two-goal game Feb. 12 vs. Carolina with both goals coming in a 27-second span of the third period ... They were the fastest two goals by a Bruin since Dec. 14, 2003 (Mike Knuble, 0:17) ... Had points in consecutive games twice, Feb. 12-13 (2-1-3 totals) and Feb. 26- 28 (1-1-2) ... Played his 100th

NHL game Jan. 10 vs. Montreal ... Played his first game as a Bruin Oct. 5 at Dallas and scored his first point as a Bruin in a two-goal effort Feb. 12 vs. Carolina ... Did not dress for four games (coach's decision) and missed 20 games with a broken foot ... Played seven scoreless playoff games. **2006-07**: Completed his fourth NHL season, first with Anaheim...Won Stanley Cup Championship...Had three multiple-point games, all two-point nights, including consecutive two-point efforts Dec. 8 (1-1-2) in Washington and Dec. 9 (0-2-2) at Tampa Bay ... Had 12 fighting majors ... Began the season in Portland/AHL before his Oct. 28 recall to Anaheim ... Had two points (0-2-2) in seven games before returning to Portland, but was recalled again on Dec. 8 for the remainder of the season ... Had eight points (4-4-8) with 55 PIM in 15 Portland games ... Played 15 scoreless playoff games with 19 post-season penalty minutes. **2005-06**: Completed his third NHL season, third with Chicago... Spent most of the season in Norfolk/AHL and his 32 points (10-22-32) were pro career-highs in assists and points with the Admirals ... Was recalled on three occasions to Chicago, playing ten scoreless NHL games with 16 PIM. **2004-05**: Spent the season with Chicago's AHL affiliate in Norfolk with 14 (5-9-14) points in 71 Admirals games ... Led the team with 253 penalty minutes and became the first Admiral to accumulate 1,000 career penalty minutes ... Played his 500th AHL game Feb. 2 vs. Binghamton. **2003-04**: Completed his second NHL season, second with Chicago...Spent most of the season in Norfolk/AHL with 17 points (6-11-17) and leading the team with 259 PIM in 64 Admirals games ... Recalled for eight games in Chicago, scoring his lone NHL goal of the season Mar. 28 vs. St. Louis ... Was named Norfolk's Man of the Year and nominated for that same AHL award for his many charitable and community efforts. **2002-03**: Completed his first NHL season, first with Chicago...Began the season in Chicago with two points (1-1-2) and 31 PIM in 13 Blackhawks games ... Played his first NHL game Oct. 10 in Columbus and recorded his first NHL point with an assist in the next game, Oct. 13 vs. Buffalo ... Scored his first NHL goal Oct. 26 in Carolina ... Assigned to Norfolk/AHL on Nov. 14 for the remainder of the season ... Had a professional career-high in goals with 11 and led the team with 213 PIM in 50 Admirals games. **2001-02**: Spent his first season in the Blackhawks organization with their AHL affiliate in Norfolk ... Had 22 points (8-14-22) with 281 PIM in 70 games. **2000-01**: Played his last season in the Toronto organization with St. John's/AHL ... Again topped the team and ranked fourth overall in the AHL with 320 PIM, his third straight season with 300+ minutes ... Had 17 points (5-12-17) in 79 games. **1999-2000**: Spent the season in St. John's/AHL with 16 points (4-12-16) in 60 games ... Recorded 300+ penalty minutes for the second straight season with his 316 leading the team and ranking fourth overall in the AHL. **1998-99**: Played the season in St. John's/AHL with 8-11=19 totals in 78 games ... Set a St. John's record with a professional career-high 354 penalty minutes and ranked second in the AHL in that category for the season. **1997-98**: Spent his first professional season with Toronto's AHL affiliate in St. John's ... Had three assists with 225 PIM in 59 games.

**ETC**: Founder of the Shawn Thornton Foundation... Played with Florida teammates Jaromir Jagr (2012-13), Steven Kampfer (2010-12) and Reilly Smith (2013-14) in Boston...Third player in history to play 600 games in the NHL and AHL, first to play 600 AHL games before 600 NHL games...won 2011 Stanley Cup (w/BOS)...won 2007 Stanley Cup (w/ANA)...Played for Florida Panthers AHL affiliate, Portland Pirates in 2006-07, where he served as Captain.

## MILESTONES

First NHL Game: Oct. 10, 2002 @CBJ

First NHL Goal: Oct. 26, 2002 @ CAR

First Game as a Panther: Oct. 9, 2015 @ TBL

First Goal as a Panther: Nov. 24, 2014 vs. MIN

Most Goals: Game: 2G [2X] MR: Dec. 23, 2010 vs. ATL

Most Assists: Game: 2A [3X] MR: Jan. 19, 2012 @ NJD

Most Points: Game: 2P [8X] MR: Jan. 19, 2012 @ NJD

Most PIM: Game: 22 PIM, Feb. 8, 2012 @ BUF

Most Shots: Game: 7, Jan. 10, 2012 vs. WPG

Longest Goal Streak: N/A

Longest Point Streak: Two Games [14X], Jan. 27 - Jan. 28, 2014

## THORNTON vs. NHL

TEAM.....GP...G...A...PTS...PIM

Anaheim ...9....0....0....0...14

Arizona ...15....1....0....1...10

Boston .....4....0....0....0....0

Buffalo ....40....1....8....9...94

Calgary ...10....0....0....0...15

Carolina ..26....5....4....9...21

Chicago ..13....0....0....0...26

Colorado...9....0....0....0....9

Columbus15....1....1....2...31

Dallas .....16....1....1....2...41

Detroit ....13....0....0....0....2

Edmonton 9....0....0....0...26

Florida.....30....3....2....5...38

Los Angeles 13..0....1....1...14

Minnesota 12..1....0....1....9

Montreal 37...2....1....3...51

Nashville 10....0....1....1...13

New Jersey 27 4....2....6...47

NY Islanders24..2....4....6...29

NY Rangers26..1....0....1...27

Ottawa ....38....2....4....6...62

Philadelphia 27..0....2....2...53

Pittsburgh 26 ..1....5....6...46

San Jose ..17....1....2....3...24

St. Louis ..14....1....0....1...31

Tampa Bay27..3....4....7...58

Toronto ..36....2....4....6...55

Vancouver 10..0....2....2...29

Washington27 3....2....5...29

Winnipeg.25....4....4....8...52

## REGULAR SEASON

SEASON	TEAM	LEAGUE	GP	G	A	P	+/-	PIM	PPG	SHG	GWG
1995-96	Peterborough	OHL	63	4	10	14		192			
1996-97	Peterborough	OHL	61	19	10	29		204			
1997-98	St. John's	AHL	59	0	3	3		225			
1998-99	St. John's	AHL	78	8	11	19	6	354	2	0	1
1999-00	St. John's	AHL	60	4	12	16	-9	316	0	0	1
2000-01	St. John's	AHL	79	5	12	17	-13	320	1	0	0
2001-02	Norfolk	AHL	70	8	14	22	-3	281	0	0	1
2002-03	Chicago	NHL	13	1	1	2	-4	31	0	0	0
2002-03	Norfolk	AHL	50	11	2	13	-7	213	4	0	1
2003-04	Chicago	NHL	8	1	0	1	2	23	0	0	0
2003-04	Norfolk	AHL	64	6	11	17	-7	259	0	0	1
2004-05	Norfolk	AHL	71	5	9	14	-15	253	0	1	1
2005-06	Chicago	NHL	10	0	0	0	-5	16	0	0	0
2005-06	Norfolk	AHL	59	10	22	32	-8	192	2	2	1
2006-07	Anaheim	NHL	48	2	7	9	3	88	0	0	0
2006-07	Portland	AHL	15	4	4	8	1	55	2	0	1
2007-08	Boston	NHL	58	4	3	7	-1	74	0	0	1
2008-09	Boston	NHL	79	6	5	11	-2	123	0	0	2
2009-10	Boston	NHL	74	1	9	10	-9	141	0	0	0
2010-11	Boston	NHL	79	10	10	20	8	122	0	0	2
2011-12	Boston	NHL	81	5	8	13	-7	154	0	1	0
2012-13	Boston	NHL	45	3	4	7	1	60	0	0	0
2013-14	Boston	NHL	64	5	3	8	3	74	0	0	1
2014-15	Florida	NHL	46	1	4	5	-13	50	0	0	0
NHL TOTALS			605	39	54	93	-24	956	0	1	6

## PLAYOFFS

PLAYOFFS	TEAM	LEAGUE	GP	G	A	P	PIM
1995-96	Peterborough	OHL	24	3	0	3	25
1996-97	Peterborough	OHL	11	2	4	6	20
1998-99	St. John's	AHL	5	0	0	0	9
2000-01	St. John's	AHL	3	1	2	3	2
2001-02	Norfolk	AHL	4	0	0	0	4
2002-03	Norfolk	AHL	9	0	2	2	28
2003-04	Norfolk	AHL	8	1	1	2	6
2004-05	Norfolk	AHL	6	0	0	0	8
2005-06	Norfolk	AHL	4	0	0	0	35
2006-07	Anaheim	NHL	15	0	0	0	19
2007-08	Boston	NHL	7	0	0	0	6
2008-09	Boston	NHL	10	1	0	1	6
2009-10	Boston	NHL	12	0	0	0	4
2010-11	Boston	NHL	18	0	1	1	24
2011-12	Boston	NHL	5	0	0	0	0
2012-13	Boston	NHL	22	0	4	4	18
2013-14	Boston	NHL	12	0	1	1	4
NHL TOTALS			101	1	6	7	81







21

## VINCENT TROCHECK

(VIN-sihnt TROH-chehk)

VINCENT  
TROCHECK

CENTER • 21

SHOOTS: RIGHT

HEIGHT: 5'10" WEIGHT: 182

BORN: JULY 11, 1993

BIRTHPLACE: PITTSBURGH, PA

**DRAFTED:** 2011 - 3rd Round (64th overall)

by Florida.

**HOW ACQUIRED:** Florida's fourth selection  
(64th overall) in the 2011 NHL Draft.

**2014-15:** Completed second NHL season, second with Florida...Recorded points (1-1—2) in two consecutive games Feb. 22-24...Recorded an assist Feb. 22 at PIT...Recalled from San Antonio Feb. 22...Reassigned to San Antonio Jan. 20...Recorded a goal Jan. 4 at WSH...Scored a goal in his hometown debut Dec. 20 at PIT...Scored shootout game-winner Dec. 13 at DET...Recorded his first three-point game of his NHL career Dec. 2 at DET (1-2—3)...Recorded his second multi-point game of the season (0-2--2) Nov. 28 vs. OTT...Recorded points in five consecutive games (1-5-6) Nov. 8-Nov. 18...Recorded an assist and a season-high seven shots Nov. 18 at LAK...Scored his first goal of the season Nov. 16 at ANA...Notched two assists for his first career multi-point game Nov. 14 vs. NYI... Recorded his first point of the season (assist) Nov. 8 vs. CGY...Made his regular season debut with the Panthers on Nov. 1 vs. PHI...Recalled from San Antonio on Oct. 31...Recorded six points (2-4-6) in eight games played with the Rampage.

**2013-14:** Highlights Recorded first professional point (1a, PP) on Oct. 4 in San Antonio's 2-1 loss to Chicago...Scored first two professional goals in a 4-2 win at Chicago on Oct. 13, earning First Star of the Game...Scored the game-winning goal at Chicago on Oct. 13...Had a two-point night (1g, 1a) in a 5-4 loss to Oklahoma City on Oct. 25...Scored two goals and added an assist in a 4-2 win over Oklahoma City on Oct. 26, earning First Star of the Game...Netted the game-winning goal in a 4-2 win over Oklahoma City on Oct. 26...Had a two-point night (2a) on Nov. 2 in a 5-3 win over Charlotte...Scored the game-tying goal and earned First Star of the Game in a 3-2 shootout win over Oklahoma City on Nov. 9...Scored two goals in a 4-2 loss at Rockford on Nov. 16, a performance that earned him the Second Star of the Game...Scored a goal and added two assists in a 6-1 win over Oklahoma City on Nov. 19, earning the First Star of the Game...Had a three-game point streak (3g, 3a) from Nov. 15-19...Scored a shorthanded goal and added an assist, earning the Third Star of the Game, in a 4-2 loss at Abbotsford on Dec. 6...Was named Third Star in a 5-4 shootout loss at Toronto on Feb. 5 with two assists...Earned the First Star with the game-winning goal and an assist in a 4-1 win at Lake Erie on Feb. 7...Earned the Third Star in a 3-0 win at Utica on Feb. 26, recording three assists for his first three-assist game of his professional career...Recalled by the Florida Panthers on March 5, and notched his first NHL goal in a 5-3 win over New Jersey...Reassigned to San Antonio on April 13, after putting up five goals and eight points in 20 games with Florida...Recorded his 50th professional point (1a) in a 3-1 loss to Abbotsford on April 17 **2012-13:**

Won gold at the 2013 IIHF U-20 World Junior Championship with Team USA, recording six points (three goals, three assists) in seven games...Recorded 59 points (26 goals, 33 assists) with the OHL's Plymouth Whalers, and 50 points (24 goals, 26 assists) with the Saginaw Spirit for a league-leading total of 109 points on the season...Named to the OHL's First All-Star Team...Awarded the Eddie Powers Memorial Trophy for accumulating the most points in the OHL...Recognized as the OHL's most outstanding player with the Red Tilson Award.

**2011-12:** Put up 85 points (29 goals, 56 assists) in 65 games with Saginaw...**2010-11:** Drafted 64th overall by the Florida Panthers in the 2011 NHL Entry Draft...2009-10: Appeared in 68 games with Saginaw, tallying 43 points (15 goals, 28 assists) in his rookie season.

**ETC:** 2012-13 Red Tilson Trophy winner and Eddie Powers Trophy Winner...Won Gold Medal 2013 WJC for Team USA with teammate Rocco Grimaldi...Played for Detroit Little Caesar's with teammate Rocco Grimaldi.

## MILESTONES

**First NHL Game:** March 7, 2014 vs. BUF

**First NHL Goal:** March 14, 2014 vs. NJD

**Longest Goal Streak:** Two Games, March 14 - March 16, 2014

**Longest Point Streak:** Five Games, Nov. 8 - Nov. 18, 2014

**Most Goals: Game:** 2G, April 2, 2015 vs. CAR

**Most Assists: Game:** 2A, Nov. 14, 2014 vs. NYI

**Most Points: Game:** 3P [2X] MR: April 2, 2015 vs. CAR

**Most PIM: Game:** 4PIM, Nov. 18, 2014 @ LAK

**Most Shots: Game:** 7, Nov. 18, 2014 @ LAK

## TROCHECK vs. NHL

TEAM .....GP...G...A...PTS...PIM

Anaheim.....2.....1.....1.....2.....0  
 Arizona.....2.....0.....0.....0.....2  
 Boston.....4.....0.....0.....0.....2  
 Buffalo.....5.....0.....0.....0.....0  
 Calgary.....3.....1.....1.....2.....2  
 Carolina.....4.....2.....1.....3.....0  
 Chicago.....2.....1.....0.....1.....2  
 Columbus.....3.....1.....0.....1.....0  
 Dallas.....2.....0.....1.....1.....0  
 Detroit.....3.....1.....2.....3.....0  
 Los Angeles.....2.....0.....1.....1.....4  
 Montreal.....5.....0.....0.....0.....4  
 Nashville.....1.....0.....0.....0.....0  
 New Jersey.....3.....1.....1.....2.....0  
 NY Islanders.....3.....0.....2.....2.....2  
 NY Rangers.....1.....0.....0.....0.....0  
 Ottawa.....3.....1.....2.....3.....2  
 Philadelphia.....3.....0.....1.....1.....2  
 Pittsburgh.....3.....1.....1.....2.....4  
 San Jose.....3.....0.....1.....1.....0  
 St. Louis.....1.....0.....0.....0.....0  
 Tampa Bay.....4.....0.....1.....1.....0  
 Toronto.....4.....0.....2.....2.....4  
 Vancouver.....2.....1.....0.....1.....0  
 Washington.....1.....1.....0.....1.....0  
 Winnipeg.....1.....0.....0.....0.....0

## REGULAR SEASON

SEASON	TEAM	LEAGUE	GP	G	A	P	+/-	PIM	PPG	SHG	GWG
2009-10	Saginaw	OHL	68	15	28	43	5	56	5	0	
2010-11	Saginaw	OHL	68	26	36	62	14	60	8	5	
2011-12	Saginaw	OHL	65	29	56	85	15	65	9	4	
2012-13	Saginaw	OHL	35	24	26	50	18	34	4	3	
2012-13	Plymouth	OHL	28	26	33	59	31	24	6	2	
2013-14	Florida	NHL	20	5	3	8	-11	6	1	1	0
2013-14	San Antonio	AHL	55	16	26	42	-5	32	4	1	3
2014-15	Florida	NHL	50	7	15	22	9	24	1	0	0
NHL TOTALS			70	12	18	30	-2	30	2	1	0

## PLAYOFFS

SEASON	TEAM	LEAGUE	GP	G	A	P	PIM
2009-10	Saginaw	OHL	6	2	2	4	2
2010-11	Saginaw	OHL	12	6	5	11	4
2011-12	Saginaw	OHL	12	5	6	11	10
2012-13	Plymouth	OHL	15	10	14	24	8
2014-15	San Antonio	AHL	3	1	1	2	2

# PANTHERS IN THE SYSTEM



## SENA ACOLATSE


DEFENSE | Shoots Right | 6-0, 210 | Born 11/28/90 in Hayward, CA

HOW ACQUIRED: Signed by Florida as a free agent on July 1, 2015

Season	Team	Lge	GP	G	A	Pts	PIM
2006-07	Seattle	WHL	45	0	4	4	61
2007-08	Seattle	WHL	71	7	24	31	107
2008-09	Seattle	WHL	70	7	14	21	143
2009-10	Seattle	WHL	39	13	9	22	35
	Saskatoon	WHL	30	3	10	13	25
2010-11	Prince George	WHL	66	15	48	63	128
2010-11	Worcester	AHL	1	0	0	0	0
2011-12	Worcester	AHL	65	8	13	21	89
2012-13	Worcester	AHL	50	4	17	21	62
2013-14	Worcester	AHL	41	5	12	17	66
2014-15	Adirondack	AHL	38	6	13	19	68

### PLAYOFFS

Season	Team	Lge	GP	G	A	P	PIM
2006-07	Seattle	WHL	11	0	0	0	8
2007-08	Seattle	WHL	12	1	2	3	12
2008-09	Seattle	WHL	5	1	1	2	0
2009-10	Seattle	WHL					
	Saskatoon	WHL	7	1	1	2	17
2010-11	Prince George	WHL	4	3	4	7	4



## KARCH BACHMAN

LEFT WING | Shoots Left | 5-11, 175 | Born 3/10/97 in Fort Wayne, IN

HOW ACQUIRED: Selected by Florida in the fifth round (132nd overall) of the 2015 NHL Draft.

Season	Team	Lge	GP	G	A	Pts	PIM
2013-14	Culver	USHS	41	36	15	51	28
	Tri-City	USHL	2	0	0	0	0
2014-15	Culver	USHS	32	19	24	43	10

### REGULAR SEASON


# PANTHERS IN THE SYSTEM

## CHASE BALISY

CENTER | Shoots Left | 5-11, 179 | Born 2/2/1992 in Fullerton, CA  
HOW ACQUIRED: Signed by Florida as a free agent on July 1, 2015

REGULAR SEASON

Season	Team	Lge	GP	G	A	Pts	PIM
2008-09	USNTDP U-18	NAHL	42	8	14	22	8
2009-10	USNTDP U-18	USHL	26	5	5	10	6
	USNTDP U-17	USHL	2	0	1	1	2
2010-11	Western Mich.	CCHA	42	12	18	30	12
2011-12	Western Mich.	CCHA	41	13	24	37	35
2012-13	Western Mich.	CCHA	38	11	14	25	12
2013-14	Western Mich.	NCHC	40	13	24	37	14
2014-15	St. John's	AHL	73	21	23	44	30



## RYAN BEDNARD

GOALTENDER | Catches Left | 6-4, 179 | Born 3/31/97 in Macomb, Michigan  
HOW ACQUIRED: Selected by Florida in the seventh round (206th overall) of the 2015 NHL Draft

Season	Team	Lge	GP	Min	GA	EN	SO	GAA	W	L	T	Svs	Sv%
2014-15	Johnstown NAHL		37	2184	97	0	1	2.66	16	16	5	1013	0.913
	Youngstown USHL		1	59	4	0	0	4.08	0	1	0	32	0.889




FLORIDA PANTHERS

## CONNOR BRICKLEY

CENTER | Shoots Left | 6-1, 195 | Born 2/25/92 in Maldin, MA  
HOW ACQUIRED: Florida's second round pick (50th overall) in the 2010 NHL Draft.

Season	Team	Lge	GP	G	A	Pts	PIM
2009-10	Des Moines	USHL	52	22	21	43	68
2010-11	U. of Vermont	H-East	35	4	9	13	33
2011-12	U. of Vermont	H-East	23	9	3	12	16
2012-13	U. of Vermont	H-East	24	3	5	8	31
2013-14	U. of Vermont	H-East	35	5	10	15	49
2014-15	San Antonio	AHL	8	1	1	2	4
	San Antonio	AHL	73	22	25	47	66

REGULAR SEASON



IN THE SYSTEM



# PANTHERS IN THE SYSTEM




## SAM BRITTAIN

GOALTENDER | Catches Left | 6-3, 226 | Born 5/10/92 in Calgary, AB

HOW ACQUIRED: Selected by Florida in the fourth round (92nd overall) of the 2010 NHL Draft.

### REGULAR SEASON

Season	Team	Lge	GP	G	A	Pts	PIM
2013-14	Culver	USHS	41	36	15	51	28
	Tri-City	USHL	2	0	0	0	0
2014-15	Culver	USHS	32	19	24	43	10



## JOSH BROWN

DEFENSE | Shoots Right | 6-5, 213 | Born 1/21/94 in London, ON

HOW ACQUIRED: Selected by Florida in the sixth round (152nd overall) of the 2013 NHL Draft.

### REGULAR SEASON

Season	Team	Lge	GP	G	A	Pts	PIM
2010-11	Whitby	OJHL	35	6	4	10	59
2011-12	Oshawa	OHL	46	0	4	4	49
2012-13	Oshawa	OHL	68	0	16	16	79
2013-14	Oshawa	OHL	56	2	10	12	83
2014-15	Oshawa	OHL	60	4	17	21	92

### PLAYOFFS

GP	G	A	Pts	PIM
--	--	--	--	--
2	0	0	0	0
9	1	4	5	11
9	0	0	0	18
21	2	2	4	30



## MATT BUCKLES

CENTER | Shoots Right | 6-1, 225 | Born 5/5/95 in Toronto, ON

HOW ACQUIRED: Selected by Florida in the fourth round (98th overall) of the 2013 NHL Draft.

### REGULAR SEASON

Season	Team	Lge	GP	G	A	Pts	PIM
2011-12	Toronto	OJHL	46	15	21	36	76
2012-13	St. Michael's	OJHL	50	40	31	71	107
2013-14	Cornell	ECAC	29	4	0	4	39
2014-15	Cornell	ECAC	29	8	3	11	33

### PLAYOFFS

GP	G	A	Pts	PIM
21	5	6	11	20
17	7	10	17	54

# PANTHERS IN THE SYSTEM

## EVAN COWLEY

GOALTENDER | Catches Left | 6-4, 197 | Born 7/31/95 in Cranbrook, BC.

HOW ACQUIRED: Selected by Florida in the fourth round (92nd overall) of the 2013 NHL Draft.

### REGULAR SEASON

Season	Team	Lge	GP	Min	GA	EN	SO	GAA	W	L	T	Svs	Sv%
2012-13	Wichita	NAHL	50	2897	140	0	3	2.90	22	24	4	1259	.900
2013-14	Denver	NCHC	5	204	6	0	0	1.76	1	2	0	111	0.949
2014-15	Denver	NCHC	20	1056	38	0	3	2.16	9	6	2	464	0.924



## ALEXANDER DELNOV

LEFT WING | Shoots Left | 6-0, 190 | Born 1/14/94 in Moscow, Russia.


HOW ACQUIRED: Selected by Florida in the fourth round (114th overall) of the 2012 NHL Draft.

### REGULAR SEASON

Season	Team	Lge	GP	G	A	Pts	PIM
2011-12	Mytisch	MHL	47	11	11	22	16
2012-13	Seattle	WHL	69	20	29	49	33
	San Antonio	AHL	6	0	0	0	0
2013-14	Seattle	WHL	71	29	34	63	42
2014-15	Yugra	KHL	2	0	0	0	2
	Yugra	MHL	42	15	33	48	39

### PLAYOFFS

GP	G	A	P	PIM
5	0	0	0	2
7	2	2	4	0
9	4	0	4	8
9	6	7	13	2



## MICHAEL DOWNING

DEFENSE | Shoots Left | 6-3, 204 | Born 5/19/95 in Canton, MI

HOW ACQUIRED: Selected by Florida in the fourth round (97th overall) of the 2013 NHL Draft.

### REGULAR SEASON

Season	Team	Lge	GP	G	A	Pts	PIM
2011-12	Dubuque	USHL	54	4	10	14	68
2012-13	Dubuque	USHL	52	3	20	23	107
2013-14	U. of Michigan	Big-10	34	2	10	12	60
2014-15	U. of Michigan	Big-10	36	6	16	22	76

### PLAYOFFS

GP	G	A	P	PIM
5	1	1	2	4
11	0	3	3	6



IN THE SYSTEM

# PANTHERS IN THE SYSTEM



## HUGO FAGERBLOM

GOALTENDER | Catches Left | 6-6, 202 | Born 1/9/96 in Boras, Sweden

HOW ACQUIRED: Selected by Florida in the seventh round (182nd overall) of the 2014 NHL Draft.

### REGULAR SEASON

Season	Team	Lge	GP	Min	GA	EN	SO	GAA	W	L	T	Svs	Sv%
2012-13	Frolunda J18	Swe-J18	21	1,193	33		5	1.66	15	5	0		
2013-14	Frolunda J18	Swe-J18	20	1,200	33		4	2.55	15	5	0		
2014-15	Frolunda J20	Swe-J20	11		24		1	2.63	5	3	0	212	0.898
	Boras	Swe-2											

### PLAYOFFS

Season	Team	Lge	GP	W	L	SO	GAA	SV%
2012-13	Frolunda J18	Swe-J18	1	0	1		3.54	
2013-14	Frolunda J18	Swe-J18	2	1	1	0	2.01	



## MIGUEL FIDLER

LEFT WING | Shoots Left | 6-1, 200 | Born 3/17/96 in Edina, MN

HOW ACQUIRED: Selected by Florida in the fifth round (143rd overall) of the 2014 NHL Draft.

### REGULAR SEASON

Season	Team	Lge	GP	G	A	Pts	PIM
2011-12	EDINA	HIGH-MN	25	2	9	11	42
2012-13	EDINA	HIGH-MN	23	5	6	11	28
2013-14	TEAM SW	UMHSEL	20	5	4	9	32
2014-15	EDINA	HIGH-MN	25	16	25	41	24
	Lincoln	USHL	45	5	16	21	55
	Madison	USHL	15	2	4	6	8

### PLAYOFFS

GP	G	A	Pts	PIM
5	4	3	7	0
6	1	3	4	4
3	3	4	7	10
5	4	5	9	4



## ROB FLICK

CENTER | Shoots Left | 6-2, 208 | Born 3/28/91 in London, ON

HOW ACQUIRED: Signed by Florida as a free agent on July 1, 2015.

### REGULAR SEASON

Season	Team	Lge	GP	G	A	Pts	PIM
2008-09	Mississauga	OHL	48	4	4	8	69
2009-10	Mississauga	OHL	65	15	19	34	157
2010-11	Mississauga	OHL	68	27	30	57	167
2011-12	Rockford	AHL	45	7	6	13	91
	Toledo	ECHL	17	4	6	10	43
2012-13	Rockford	AHL	51	3	2	5	97
	Providence	AHL	5	0	0	0	7
2013-14	Providence	AHL	53	2	5	7	92
2014-15	Providence	AHL	65	19	5	24	77

### PLAYOFFS

GP	G	A	P	PIM
10	1	1	2	14
16	2	2	4	44
20	8	8	16	34
5	0	0	0	8



# PANTHERS IN THE SYSTEM

## BEN GALLACHER

DEFENSE | Shoots Left | 5-11, 191 | Born 9/11/92 in Calgary, AB.

HOW ACQUIRED: Selected by Florida in the fourth round (93rd overall) of the 2010 NHL Draft.

### REGULAR SEASON

Season	Team	Lge	GP	G	A	Pts	PIM
2008-09	Camrose	AJHL	43	4	6	10	58
2009-10	Camrose	AJHL	34	3	19	22	61
2010-11	Camrose	AJHL	37	5	22	27	119
2011-12	Ohio State	CCHA	24	1	11	12	30
2012-13	Green Bay	USHL	42	4	15	19	72
2013-14	UMass-Amherst	H-East	34	1	10	11	30
2014-15	UMass-Amherst	H-East	32	2	8	10	42

### PLAYOFFS

GP	G	A	P	PIM
9	0	1	1	4
11	1	1	2	43
18	3	5	8	52
3	0	0	0	4



## CAMERON GAUNCE

DEFENSE | Shoots Left | 6-1, 210 | Born 3/19/90 in Sudbury, ON

HOW ACQUIRED: Signed by Florida as a Free Agent on July 1, 2015.

### REGULAR SEASON

Season	Team	Lge	GP	G	A	Pts	PIM
2007-08	Mississauga	OHL	63	10	30	40	99
2008-09	Mississauga	OHL	67	17	47	64	110
2009-10	Mississauga	OHL	55	6	31	37	112
2010-11	Colorado	NHL	11	1	0	1	16
	Lake Erie	AHL	61	2	20	22	84
2011-12	Lake Erie	AHL	75	6	21	27	90
2012-13	Lake Erie	AHL	61	1	10	11	98
	Texas	AHL	9	1	4	5	0
2013-14	Dallas	NHL	9	0	0	0	7
	Texas	AHL	65	3	15	18	73
2014-15	Texas	AHL	73	4	10	14	113

### PLAYOFFS

GP	G	A	P	PIM
4	0	1	1	6
11	4	6	10	20
16	0	13	13	34
9	0	0	0	0
18	0	4	4	12
3	0	0	0	0



## ROCCO GRIMALDI

CENTER | Shoots Right | 5-6, 180 | Born 2/8/1993 in Rossmoor, California

HOW ACQUIRED: Selected by Florida in the second round (33rd overall) of the 2011 NHL Draft.

### REGULAR SEASON

Season	Team	Lge	GP	G	A	Pts	PIM
2009-10	USNTDP U-18	USHL	10	4	1	5	0
	USNTDP U-17	USHL	22	7	8	15	22
2010-11	USNTDP	USHL	23	12	13	25	18
2011-12	North Dakota	WCHA	4	1	1	2	2
2012-13	North Dakota	WCHA	40	13	23	36	18
2013-14	North Dakota	NCHC	42	17	22	39	48
2014-15	Florida	NHL	7	1	0	1	4
	San Antonio	AHL	64	14	28	42	22

### PLAYOFFS

GP	G	A	P	PIM
3	1	0	1	4





# PANTHERS IN THE SYSTEM



## SHANE HARPER

RIGHT WING | Shoots Right | 5-11, 193 | Born 2/1/89 in Valencia, CA.


HOW ACQUIRED: Signed by Florida as a free agent on July 1, 2015.

### REGULAR SEASON

Season	Team	Lge	GP	G	A	Pts	PIM
2005-06	Everett	WHL	62	6	4	10	8
2006-07	Everett	WHL	58	3	12	15	23
2007-08	Everett	WHL	71	17	26	43	18
2008-09	Everett	WHL	72	32	34	66	10
2009-10	Everett	WHL	72	42	38	80	38
	Adirondack	AHL	5	1	0	1	2
2010-11	Adirondack	AHL	20	1	2	3	4
	Greenville	ECHL	48	22	23	45	20
2011-12	Adirondack	AHL	70	13	14	27	43
2012-13	Adirondack	AHL	48	5	5	10	35
	Trenton	ECHL	15	14	13	27	2
2013-14	Chicago	AHL	63	13	20	33	8
2014-15	Chicago	AHL	75	32	18	50	14

### PLAYOFFS

GP	G	A	P	PIM
5	1	0	1	0
8	1	2	3	0
4	0	2	2	0
5	0	4	4	0
7	6	4	10	6
11	4	6	10	2
9	2	3	5	0
5	0	4	4	4



## JAYCE HAWRYLUK

CENTER | Shoots Right | 5-10, 190 | Born 1/1/96 in Yorkton, SK.

HOW ACQUIRED: Selected by Florida in the second round (32nd overall) of the 2014 NHL Draft.

### REGULAR SEASON

Season	Team	Lge	GP	G	A	Pts	PIM
2012-13	Brandon	WHL	61	18	25	43	46
2013-14	Brandon	WHL	59	24	40	64	44
2014-15	Brandon	WHL	54	30	35	65	69

### PLAYOFFS

GP	G	A	P	PIM
8	5	7	12	14
16	10	9	19	24



## STEVEN HODGES

CENTER | Shoots Left | 6-0, 187 | Born 5/5/94 in Yellowknife, NT.

HOW ACQUIRED: Selected by Florida in the third round (84th overall) of the 2012 NHL Draft.

### REGULAR SEASON

Season	Team	Lge	GP	G	A	Pts	PIM
2009-10	Chilliwack	WHL	5	0	2	2	0
2010-11	Chilliwack	WHL	58	5	6	11	44
2011-12	Victoria	WHL	72	21	25	46	62
2012-13	Victoria	WHL	60	28	23	51	67
2013-14	Victoria	WHL	52	21	26	47	65
2014-15	San Antonio	AHL	23	1	1	2	4
	Cincinnati	ECHL	28	8	7	15	32

### PLAYOFFS

GP	G	A	P	PIM
3	0	0	0	0
4	0	4	4	4
6	2	4	6	2
9	4	6	10	9

# PANTHERS IN THE SYSTEM

## QUINTON HOWDEN

LEFT WING | Shoots Left | 6-2, 189 | Born 1/21/1992 in Winnipeg, MB.


HOW ACQUIRED: Selected by Florida in the first round (25th overall) of the 2010 NHL Draft.

### REGULAR SEASON

Season	Team	Lge	GP	G	A	Pts	PIM
2007-08	Moose Jaw	WHL	5	0	0	0	0
2008-09	Moose Jaw	WHL	62	13	17	30	22
2009-10	Moose Jaw	WHL	65	28	37	65	44
2010-11	Moose Jaw	WHL	60	40	39	79	43
2011-12	Moose Jaw	WHL	52	30	35	65	16
	San Antonio AHL						
2012-13	San Antonio AHL	AHL	57	13	17	30	24
	Florida	NHL	18	0	0	0	2
2013-14	Florida	NHL	16	4	2	6	10
2013-14	San Antonio AHL	AHL	59	10	17	27	26
2014-15	San Antonio AHL	AHL	33	3	15	18	16
<b>NHL TOTALS</b>			<b>34</b>	<b>4</b>	<b>2</b>	<b>6</b>	<b>12</b>

### PLAYOFFS

GP	G	A	P	PIM
2	0	2	2	2
6	5	2	7	2
14	5	10	15	6
4	0	0	0	2
3	0	1	1	2



## YAROSLAV KOSOV

LEFT WING | Shoots Left | 6-3, 220 | Born 7/5/1993 in Magnitogorsk, Russia

HOW ACQUIRED: Selected by Florida in the fifth round (124th overall) of the 2011 NHL Draft.

### REGULAR SEASON

Season	Team	Lge	GP	G	A	Pts	PIM
2011-12	Magnitogorsk KHL	KHL	27	4	5	9	6
2012-13	Magnitogorsk KHL	KHL	40	4	3	7	10
2013-14	Magnitogorsk KHL	KHL	32	2	2	4	0
2014-15	Magnitogorsk KHL	KHL	52	4	5	9	14

### PLAYOFFS

GP	G	A	P	PIM
5	0	0	0	0
21	2	1	3	0
5	0	0	0	4



# PANTHERS IN THE SYSTEM



## CORBAN KNIGHT

CENTER | Shoots Right | 6-2, 195 | Born 9/10/90 in Oliver, BC

HOW ACQUIRED: Acquired from Calgary Flames in exchange for F Drew Shore on Jan. 9, 2015.

### REGULAR SEASON

Season	Team	Lge	GP	G	A	Pts	PIM
2007-08	Okotoks	AJHL	4	1	0	1	0
2008-09	Okotoks	AJHL	61	34	38	72	55
2009-10	North Dakota	WCHA	37	6	7	13	35
2010-11	North Dakota	WCHA	44	14	30	44	34
2011-12	North Dakota	WCHA	39	16	24	40	36
2012-13	North Dakota	WCHA	41	16	33	49	40
2013-14	Calgary	NHL	7	1	0	1	0
	Abbotsford	AHL	70	18	26	44	50
2014-15	Calgary	NHL	2	0	0	0	0
	Adirondack	AHL	22	8	4	12	12
	San Antonio	AHL	36	8	16	24	8
	<b>NHL TOTALS</b>		<b>9</b>	<b>1</b>	<b>0</b>	<b>1</b>	<b>0</b>

### PLAYOFFS

GP	G	A	P	PIM
7	0	0	0	0
9	10	2	12	12
2	0	1	1	2



## JUHO LAMMIKKO

RIGHT WING | Shoots Left | 6-3, 203 | Born 1/29/96 in Noormarkku, Finland

HOW ACQUIRED: Selected by Florida in the third round (65th overall) of the 2014 NHL Draft.

### REGULAR SEASON

Season	Team	Lge	GP	G	A	Pts	PIM
2011-2012	Assat U18	FIN-U18	2	0	1	1	0
	Assat Jr.	FIN-Jr	2	0	1	1	0
2012-2013	Assat U18	FIN-U18	31	21	32	53	22
	Assat Jr.	FIN-Jr	15	0	1	1	10
2013-2014	Assat Jr.	FIN-Jr	37	17	25	42	32
	Assat	SM-liiga	20	0	1	1	0
2014-15	Kingston	OHL	64	18	26	44	36

### PLAYOFFS

GP	G	A	P	PIM
9	5	6	11	12
11	3	5	8	28
4	1	1	2	8

## DENIS MALGIN

CENTER | Shoots Right | 5-8, 165 | Born 1/18/97 in Olten, CHE.

HOW ACQUIRED: Selected by Florida in the fourth round (102nd overall) of the 2015 NHL Draft.

### REGULAR SEASON

Season	Team	Lge	GP	G	A	Pts	PIM	+/-
2013-14	GCK Lions	Swiss-B	38	6	13	19	14	
2014-15	Zurich	Swiss-A	23	2	6	8	8	4
2015-16	Zurich	Swiss-A	1	0	1	1	2	0

### PLAYOFFS

GP	G	A	P	PIM
18	4	2	6	4



FLORIDA PANTHERS

# PANTHERS IN THE SYSTEM

## MICHAEL MATHESON

DEFENSE | Shoots Left | 6-2, 192 | Born 2/27/94 in Pointe-Claire, QC.

HOW ACQUIRED: Selected by Florida in the first round (23rd overall) of the 2012 NHL Draft.

### REGULAR SEASON

Season	Team	Lge	GP	G	A	Pts	PIM
2011-12	Dubuque	USHL	53	11	16	27	84
2012-13	Boston College	H-East	36	8	17	25	78
2013-14	Boston College	H-East	38	3	18	21	49
2014-15	Boston College	H-East	38	3	22	25	26
	San Antonio	AHL	5	0	2	2	8

### PLAYOFFS

GP	G	A	P	PIM
----	---	---	---	-----



## IAN McCOSHEN

DEFENSE | Shoots Left | 6-3, 215 | Born 8/5/95 in Anaheim, CA.

HOW ACQUIRED: Selected by Florida in the second round (31st overall) of the 2013 NHL Draft.

### REGULAR SEASON

Season	Team	Lge	GP	G	A	Pts	PIM
2010-11	Waterloo	USHL	42	0	6	6	38
2011-12	Waterloo	USHL	55	8	12	20	43
2012-13	Waterloo	USHL	53	11	33	44	48
2013-14	Boston College	H-East	35	5	8	13	13
2014-15	Boston College	H-East	35	6	10	16	16

### PLAYOFFS

GP	G	A	P	PIM
2	0	0	0	0
15	4	3	7	6
5	2	2	4	4
48				
63				



## JOHN MCFARLAND

LEFT WING | Shoots Right | 6-0, 211 | Born 4/2/92 in Richmond Hill, ON.


HOW ACQUIRED: Selected by Florida in the second round (33rd overall) of the 2010 NHL Draft.

### REGULAR SEASON

Season	Team	Lge	GP	G	A	Pts	PIM
2008-09	Sudbury	OHL	58	21	31	52	36
2009-10	Sudbury	OHL	64	20	30	50	70
2010-11	Sudbury	OHL	12	6	4	10	13
	Saginaw	OHL	37	19	9	28	33
2011-12	Saginaw	OHL	36	20	21	41	18
	Ottawa	OHL	13	4	5	9	10
2012-13	San Antonio	AHL	43	5	9	14	10
	Cincinnati	ECHL	23	12	13	25	12
2013-14	San Antonio	AHL	45	10	14	24	17
2014-15	San Antonio	AHL	46	10	9	19	8

### PLAYOFFS

GP	G	A	P	PIM
6	1	3	4	2
4	3	0	3	2
12	5	4	9	6
12	4	5	9	6
3	1	0	1	6





# PANTHERS IN THE SYSTEM



## GREG MCKEKG


CENTER | Shoots Left | 6-0, 185 | Born 6/17/92 in St. Thomas, ON

HOW ACQUIRED: Signed as a restricted free agent by the Florida Panthers on July 8, 2015.

### REGULAR SEASON

Season	Team	Lge	GP	G	A	Pts	PIM	GP	G	A	P	PIM
2008-09	Erie	OHL	64	8	10	18	22	5	2	1	3	4
2009-10	Erie	OHL	67	37	48	85	32	4	2	1	3	0
2010-11	Erie	OHL	66	49	43	92	35	7	4	1	5	12
2011-12	Toronto	AHL	2	1	0	1	0					
	Erie	OHL	35	12	22	34	32					
2012-13	London	OHL	30	19	22	41	22	15	4	7	11	2
2012-13	Toronto	AHL	61	8	15	23	22	9	3	3	6	10
2013-14	<b>Toronto</b>	<b>NHL</b>	<b>1</b>	<b>0</b>	<b>0</b>	<b>0</b>	<b>0</b>					
	Toronto	AHL	65	19	28	47	31	14	3	3	6	10
2014-15	<b>Toronto</b>	<b>NHL</b>	<b>3</b>	<b>0</b>	<b>0</b>	<b>0</b>	<b>0</b>					
	Toronto	AHL	62	22	15	37	39	5	2	0	2	12
NHL TOTALS				4	0	0	0					

### PLAYOFFS



## MIKE MCKENNA

GOALTENDER | Catches Right | 6-2, 190 | Born 4/11/83 in St. Louis, Missouri

HOW ACQUIRED: Signed by Florida as a free agent on July 1, 2015

### REGULAR SEASON

Season	Team	Lge	GP	Min	GA	EN	SO	GAA	W	L	T/OTL	Svs	Sv%
2001-02	St. Lawrence	ECAC	20	11	22	59	0	3.16	7	10	1	521	0.898
2002-03	St. Lawrence	ECAC	13	618	38	0	0	3.69	1	7	2	330	0.897
2003-04	St. Lawrence	ECAC	27	1475	60	0	3	2.44	9	10	3	664	0.917
2004-05	St. Lawrence	ECAC	35	2022	92	0	3	2.73	15	17	2	909	0.908
2005-06	Las Vegas	ECHL	25	1383	49	0	1	2.13	19	2	1	591	0.923
2006-07	Norfolk	AHL	7	388	25	0	0	3.86	4	2	1	189	0.883
	Las Vegas	ECHL	38	2258	83	2	5	2.21	27	4	7	1050	0.927
	Milwaukee	AHL	1	11	3	0	0	15.7	2			1	0.25
	Omaha	AHL	2	96	6	0	0	3.74	0	1	0	48	0.889
2007-08	Portland	AHL	41	2269	103	1	3	2.72	24	13	1	1013	0.908
2008-09	<b>Tampa Bay</b>	<b>NHL</b>	<b>15</b>	<b>776</b>	<b>46</b>	<b>2</b>	<b>1</b>	<b>3.56</b>	<b>4</b>	<b>8</b>	<b>1</b>	<b>360</b>	<b>0.887</b>
	Norfolk	AHL	24	1315	65	2	1	2.97	11	10	1	614	0.904
2009-10	Lowell	AHL	50	2891	119	5	3	2.47	24	17	6	1396	0.921
2010-11	<b>New Jersey</b>	<b>NHL</b>	<b>2</b>	<b>118</b>	<b>6</b>	<b>0</b>	<b>0</b>	<b>3.05</b>	<b>0</b>	<b>1</b>	<b>0</b>	<b>50</b>	<b>0.893</b>
	Albany	AHL	39	2062	124	6	1	3.61	14	20	2	961	0.886
2011-12	Binghamton	AHL	41	2196	109	4	0	2.98	14	22	1	1225	0.918
2012-13	Peoria	AHL	39	2307	93	6	4	2.42	19	18	1	1116	0.923
2013-14	<b>Columbus</b>	<b>NHL</b>	<b>4</b>	<b>219</b>	<b>11</b>	<b>0</b>	<b>0</b>	<b>3.01</b>	<b>1</b>	<b>1</b>	<b>1</b>	<b>103</b>	<b>0.904</b>
	Springfield	AHL	36	2106	89	5	3	2.54	22	10	1	900	0.91
2014-15	<b>Arizona</b>	<b>NHL</b>	<b>1</b>	<b>60</b>	<b>5</b>	<b>0</b>	<b>0</b>	<b>5</b>	<b>0</b>	<b>1</b>	<b>0</b>	<b>29</b>	<b>0.853</b>
	Portland	AHL	52	2979	111	4	7	2.24	27	18	6	1380	0.926
NHL TOTALS			22	1,173	68	2	1	3.48	5	11	2	542	0.889

### PLAYOFFS

SEASON	TEAM	LGE	GP	W	L	SO	GAA	SV%
2005-06	Las Vegas	ECHL	4	1	1	0	3.12	0.905
2006-07	Las Vegas	ECHL	6	3	3	0	2.51	0.913
2007-08	Portland	AHL	6	2	4	0	3.38	0.886
2009-10	Lowell	AHL	5	1	4	0	3.38	0.902
2013-14	Springfield	AHL	5	2	2	0	3.43	0.907
2014-15	Portland	AHL	2	0	1	0	8.89	

# PANTHERS IN THE SYSTEM

## SAM MONTEMBEAULT

GOALTENDER | Catches Left | 6-3, 180 | Born 10/30/96 in Quebec City, QC


HOW ACQUIRED: Selected by Florida in the third round (77th overall) of the 2015 NHL Draft.

### REGULAR SEASON

Season	Team	Lge	GP	Min	GA	EN	SO	GAA	W	L	T/OTL	Svs	Sv%
2013-14	Blainville-Boisbriand	QMJHL	14	714	28	0	0	2.35	9	1	1	246	0.898
2014-15	Blainville-Boisbriand	QMJHL	52	3104	134	3	3	2.59	33	11	7	1100	0.891

### PLAYOFFS

Season	Team	Lge	GP	W	L	SO	GAA	SV%
2013-14	Blainville-Boisbriand	QMJHL	1	1	0	0	3.4	0.824
2014-15	Blainville-Boisbriand	QMJHL	6	2	4	0	101	0.878



## BRETT OLSON

CENTER | Shoots Right | 6-0, 185 | Born 2/19/87 in Superior, WI

HOW ACQUIRED: Signed by Florida as a Free Agent on July 8, 2014.

### REGULAR SEASON

Season	Team	Lge	GP	G	A	Pts	PIM
2005-06	Waterloo	USHL	44	9	5	14	14
	Sioux City	USHL	6	0	1	1	4
2006-07	Waterloo	USHL	52	9	13	22	82
2007-08	Waterloo	USHL	49	17	37	54	50
2008-09	Michigan Tech	WCHA	38	10	13	23	41
2009-10	Michigan Tech	WCHA	32	18	12	30	45
2010-11	Michigan Tech	WCHA	18	4	6	10	25
2011-12	Michigan Tech	WCHA	39	10	20	30	45
2012-13	Abbotsford	AHL	70	8	10	18	31
2013-14	Abbotsford	AHL	75	17	27	44	38
2014-15	San Antonio	AHL	76	14	31	45	58

### PLAYOFFS

GP	G	A	P	PIM
9	3	4	7	4
11	3	7	10	10
4	1	0	1	2
3	0	1	1	0



## JONATHAN RACINE

DEFENSE | Shoots Left | 6-2, 194 | Born 5/28/93 in Montreal, QC.


HOW ACQUIRED: Selected by Florida in the third round (87th overall) of the 2011 NHL Draft

### REGULAR SEASON

Season	Team	Lge	GP	G	A	Pts	PIM
2009-10	Shawinigan	QMJHL	55	0	4	4	43
2010-11	Shawinigan	QMJHL	68	2	5	7	86
2011-12	Shawinigan	QMJHL	61	3	10	13	107
2012-13	Moncton	QMJHL	61	8	13	21	138
	San Antonio	AHL	8	0	0	0	4
2013-14	Florida	NHL	1	0	0	0	2
	San Antonio	AHL	51	0	6	6	91
2014-15	San Antonio	AHL	70	0	7	7	149


### PLAYOFFS

GP	G	A	P	PIM
6	0	0	0	0
12	0	1	1	22
11	1	5	6	22
5	0	0	0	7
0				
3	0	1	1	4



IN THE SYSTEM

# PANTHERS IN THE SYSTEM



## KYLE RAU


CENTER | Shoots Left | 5-8, 178 | Born 10/24/92 in Hoffman Estates, IL  
HOW ACQUIRED: Selected by Florida in the third round (91st overall) of the 2011 NHL Draft.

### REGULAR SEASON

Season	Team	Lge	GP	G	A	Pts	PIM
2010-11	Sioux Falls	USHL	11	4	6	10	15
2011-12	U. of Minnesota	WCHA	40	18	25	43	29
2012-13	U. of Minnesota	WCHA	40	15	25	40	22
2013-14	U. of Minnesota	Big-10	41	14	26	40	16
2014-15	U. of Minnesota	Big-10	39	20	21	41	18
	San Antonio	AHL	7	2	1	3	0

### PLAYOFFS

GP	G	A	P	PIM
10	7	5	12	4
1	0	0	0	2



## BRENT REGNER

DEFENSE | Shoots Right | 5-11, 189 | Born 5/17/89 in Westlock, AB  
HOW ACQUIRED: Signed as a Free Agent on July 1, 2015.

### REGULAR SEASON

Season	Team	Lge	GP	G	A	Pts	PIM
2005-06	Vancouver	WHL	1	0	0	0	0
2006-07	Vancouver	WHL	64	1	5	6	19
2007-08	Vancouver	WHL	72	8	39	47	45
2008-09	Vancouver	WHL	70	15	52	67	42
2009-10	Syracuse	AHL	50	4	16	20	22
2010-11	Springfield	AHL	56	6	13	19	17
2011-12	Springfield	AHL	75	2	29	31	26
2012-13	Peoria	AHL	66	3	15	18	22
	Chicago	AHL	7	0	1	1	7
	Evansville	ECHL	2	1	0	1	0
2013-14	Chicago	AHL	63	3	21	24	36
2014-15	Chicago	AHL	71	6	23	29	29

### PLAYOFFS

GP	G	A	P	PIM
22	0	6	6	10
10	0	10	10	10
17	2	11	13	6
9	2	4	6	6
3	1	1	2	0

# PANTHERS IN THE SYSTEM

## MICHAL REPIK


RIGHT WING | Shoots Right | 5-10, 180 | Born 12/31/88 in Vlasim, Czech Republic  
HOW ACQUIRED: Selected by Florida in the second round (40th overall) of the 2007 NHL Draft.

### REGULAR SEASON

Season	Team	Lge	GP	G	A	Pts	PIM
2005-06	Vancouver	WHL	69	24	28	52	55
2006-07	Vancouver	WHL	56	24	31	55	56
2007-08	Vancouver	WHL	51	27	34	61	62
2008-09	Florida	NHL	5	2	0	2	2
	Rochester	AHL	75	19	30	49	58
2009-10	Florida	NHL	19	3	2	5	6
	Rochester	AHL	60	22	31	53	57
2010-11	Florida	NHL	31	2	6	8	22
	Rochester	AHL	53	11	34	45	38
2011-12	Florida	NHL	17	2	3	5	6
	San Antonio	AHL	55	14	21	35	51
2012-13	Prague	KHL	47	4	6	10	32
2013-14	Prague	KHL	51	8	4	12	32
2014-15	Zug	Swiss-A	4	2	1	3	0
	Lahti	SM-liiga	48	9	22	31	18

### PLAYOFFS

GP	G	A	P	PIM
14	3	3	6	19
22	10	16	26	24
10	5	6	11	18
7	1	1	2	4
4	1	3	4	6
4	1	2	3	8
22	4	6	10	22



## MARC SAVARD


CENTER | Shoots Left | 5-10, 191 | Born 7/17/77 in Ottawa, ON.  
HOW ACQUIRED: Acquired by Florida from Boston Bruins with F Reilly Smith in exchange for F Jimmy Hayes.

### REGULAR SEASON

Season	Team	Lge	GP	G	A	Pts	PIM
1993-94	Oshawa	OHL	61	18	39	57	24
1994-95	Oshawa	OHL	66	43	96	139	78
1995-96	Oshawa	OHL	47	28	59	87	77
1996-97	Oshawa	OHL	64	43	87	130	94
1997-98	NY Rangers	NHL	28	1	5	6	4
	Hartford	AHL	58	21	53	74	66
1998-99	NY Rangers	NHL	70	9	36	45	38
	Hartford	AHL	9	3	10	13	16
1999-00	Calgary	NHL	78	22	31	53	56
2000-01	Calgary	NHL	77	23	42	65	46
2001-02	Calgary	NHL	56	14	19	33	48
2002-03	Calgary	NHL	10	1	2	3	8
	Atlanta	NHL	57	16	31	47	77
2003-04	Atlanta	NHL	45	19	33	52	85
2004-05	Thurgau	Swiss-B	13	9	19	28	10
	Bern	Swiss-A	5	1	2	3	0
2005-06	Atlanta	NHL	82	28	69	97	100
2006-07	Boston	NHL	82	22	74	96	96
2007-08	Boston	NHL	74	15	63	78	66
2008-09	Boston	NHL	82	25	63	88	70
2009-10	Boston	NHL	41	10	23	33	14
2010-11	Boston	NHL	25	2	8	10	29
	NHL Totals		807	207	499	706	737

### PLAYOFFS

GP	G	A	P	PIM
5	4	3	7	8
7	5	6	11	8
5	4	5	9	6
18	13	24	37	20
15	8	19	27	24
7	1	12	13	16
7	1	5	6	6
11	6	7	13	4
7	1	2	3	12
25	8	14	22	22





# PANTHERS IN THE SYSTEM



## THOMAS SCHEMITSCH

DEFENSE | Shoots Right | 6-3, 206 | Born 10/26/96 in Thornhill, ON.


HOW ACQUIRED: Selected by Florida in the third round (88th overall) of the 2015 NHL Draft.

### REGULAR SEASON

Season	Team	Lge	GP	G	A	Pts	PIM
2012-13	Toronto	OJHL	4	0	0	0	0
2013-14	Owen Sound	OHL	63	6	11	17	26
2014-15	Owen Sound	OHL	68	14	35	49	36

### PLAYOFFS

GP	G	A	P	PIM
1	0	0	0	0
5	1	0	1	2
5	0	2	2	2



## LOGAN SHAW

RIGHT WING | Shoots Right | 6-3, 202 | Born 10/5/92 in Glace Bay, NS.

HOW ACQUIRED: Selected by Florida in the third round (76th overall) of the 2015 NHL Draft.

### REGULAR SEASON

Season	Team	Lge	GP	G	A	Pts	PIM
2008-09	Cape Breton	QMJHL	49	5	3	8	22
2009-10	Cape Breton	QMJHL	67	9	15	24	31
2010-11	Cape Breton	QMJHL	68	26	20	46	37
2011-12	Cape Breton	QMJHL	37	14	12	26	27
	Quebec	QMJHL	23	6	9	15	19
2012-13	Quebec	QMJHL	67	26	42	68	37
2013-14	San Antonio	AHL	46	1	7	8	24
	Cincinnati	ECHL	20	8	10	18	8
2014-15	San Antonio	AHL	69	13	12	25	25

### PLAYOFFS

GP	G	A	P	PIM
8	0	0	0	0
5	0	0	0	4
4	0	1	1	4
	6	5	11	12
11	3	5	8	8
24	5	1	6	4
2	0	0	0	0



## PATRICK SHEA

CENTER | Shoots Right | 5-10, 186 | Born 3/25/97 in Marshfield, MA.

HOW ACQUIRED: Selected by Florida in the seventh round (192nd overall) of the 2015 NHL Draft.

### REGULAR SEASON

Season	Team	Lge	GP	G	A	Pts	PIM
2014-15	Kimball Union	High-NH	33	19	20	39	

### PLAYOFFS

GP	G	A	P	PIM
----	---	---	---	-----

# PANTHERS IN THE SYSTEM

## COLIN STEVENS

GOALTENDER | Catches Left | 6-2, 180 | Born 6/30/93 in Niskayuna, NY.

HOW ACQUIRED: Signed by Florida as a free agent on March 20, 2015.

### REGULAR SEASON

Season	Team	Lge	GP	Min	GA	EN	SO	GAA	W	L	T/OTL	Svs	Sv%
2009-10	USNTDP U-18	USHL	1	40	2	0	0	3				19	0.905
	USNTDP U-17	USHL	1										
2010-11	Boston Jr.	EJHL	29	1469	59	0	5	2.41	24	3	0	742	0.926
2011-12	Union College	ECAC	11	560	21	0	0	2.25	4	2	4	221	0.913
2012-13	Union College	ECAC	12	480	13	0	3	1.62	5	3	0	176	0.931
2013-14	Union College	ECAC	36	2080	71	0	6	2.05	28	4	2	928	0.929
2014-15	Union College	ECAC	31	1742	67	0	2	2.31	16	15	0	768	0.92



## MACKENZIE WEEGAR

DEFENSE | Shoots Right | 6-0, 212 | Born 1/7/94 in Ottawa, Ontario

HOW ACQUIRED: Selected by Florida in the seventh round (206th overall) of the 2013 NHL Draft.

### REGULAR SEASON

Season	Team	Lge	GP	G	APts	PIM
2012-13	Halifax	QMJHL	62	8	36 44	58
2013-14	Halifax	QMJHL	61	12	47 59	97
2014-15	San Antonio	AHL	31	2	8 10	40
2014-15	Cincinnati	ECHL	21	1	12 13	13

### PLAYOFFS

GP	G	A	P	PIM
17	0	5	5	10
16	5	17	22	14



## JOE WEGWERTH

RIGHT WING | Shoots Left | 6-3, 232 | Born 6/16/96 in Burnsville, Minnesota

HOW ACQUIRED: Selected by Florida in the fourth round (92nd overall) of the 2014 NHL Draft.

### REGULAR SEASON


Season	Team	Lge	GP	G	APts	PIM
2012-13	USNTDP	USHL	16	3	1 4	32
2013-14	USNTDP	USHL	25	2	1 3	78
2014-15	Green Bay	USHL	35	5	16 21	59
	Cedar Rapids	USHL	24	4	5 9	38

### PLAYOFFS

GP	G	A	P	PIM
3	1	2	3	4



# PANTHERS IN THE SYSTEM



## CHRIS WILKIE

RIGHT WING | Shoots Right | 6-0, 199 | Born 7/10/96 in Omaha, Nebraska


HOW ACQUIRED: Selected by Florida in the sixth round (162th overall) of the 2015 NHL Draft.

### REGULAR SEASON

Season	Team	Lge	GP	G	A	Pt	PIM
2011-12	Lincoln	USHL	1	0	0	0	0
2012-13	USNTDP	USHL	38	7	7	14	38
2013-14	Tri-City	USHL	57	17	19	36	39
2014-15	Tri-City	USHL	59	35	20	55	66

### PLAYOFFS

GP	G	A	P	PIM
7	3	3	6	22



## GARRETT WILSON

LEFT WING | Shoots Left | 6-3, 218 | Born 3/16/91 in Barrie, Ontario

HOW ACQUIRED: Florida's fourth choice (107th overall) in the 2009 NHL Draft.

### REGULAR SEASON

Season	Team	Lge	GP	G	A	Pts	PIM
2007-08	Windsor	OHL	7	1	0	1	2
2008-09	Owen Sound	OHL	53	17	18	35	44
2009-10	Owen Sound	OHL	65	36	25	61	80
2010-11	Owen Sound	OHL	66	40	46	86	114
2011-12	San Antonio	AHL	11	1	0	1	2
	Cincinnati	ECHL	63	17	18	35	50
2012-13	San Antonio	AHL	26	3	2	5	19
	Cincinnati	ECHL	38	19	10	29	56
2013-14	Florida	NHL	3	0	0	0	0
2013-14	San Antonio	AHL	71	14	16	30	58
2014-15	Florida	NHL	2	0	0	0	0
	San Antonio	AHL	71	23	15	38	80

### PLAYOFFS

GP	G	A	P	PIM
3	0	0	0	0
4	1	3	4	7
22	11	10	21	28
15	4	1	5	17
3	0	2	2	2

### NHL TOTALS

5	0	0	0	0
---	---	---	---	---



## EDDIE WITTCHOW

DEFENSE | Shoots Left | 6-3, 189 | Born 10/31/92 in Burnsville, Minnesota

HOW ACQUIRED: Selected by Florida in the sixth round (154th overall) of the 2011 NHL Draft.

### REGULAR SEASON

Season	Team	Lge	GP	G	A	Pts	PIM
2011-12	Waterloo	USHL	60	5	13	18	74
2012-13	U. of Wisconsin	WCHA	29	0	3	3	28
2013-14	U. of Wisconsin	Big-10	37	1	6	7	26
2014-15	U. of Wisconsin	Big-10	25	0	0	0	43

### PLAYOFFS

GP	G	A	P	PIM
12	0	4	4	6







# AHL AFFILIATE



## Portland Pirates

Cross Insurance Arena | 1 Civic Center Square | Portland, ME 04101 | (207) 775-3458

**Governor/Chairman:** Lyman Bullard  
**Chief Executive Officer:** Ron Cain  
**Chief Operating Officer:** Brad Church  
**Director of Operations and Administration:** Sam Frost  
**Director of Broadcasting:** Jeff Mannix  
**Director of Media Relations/Social Media Manager:** Karoline Zacharer  
**Director of Game Operations:** Andy Labesky  
**Director of Ticket Sales:** Ben Locke  
**Director of Community Relations/Sponsorship Fulfillment:** Lindsay Covich  
**Ticket Account Manager:** Savanna Ford  
**Ticket Account Manager:** Jordan Place  
**Youth Hockey Manager:** Nicole Sorce  
**Ticket Service Coordinator:** McKinley Schroeder  
**Game Operations Associate:** Molly Sarson

**Pirates Phone:** (207) 775-3458

**Website:** portlandpirates.com  
**Home Ice:** Cross Insurance Arena  
**Dimensions of Rink:** 200' x 85'  
**Seating Capacity:** 6,157  
**Location of Press Box:** Above Sections T, U, and V. Accessible Press Box above Section O. X Level  
**Club Colors:** Red, Silver, Black, and White  
**Home Uniforms:** Base: White Trim – Black, Red  
**Road Uniforms:** Base: Red Trim – Black, White  
**Radio Stations:** WPEI (95.9 FM), WPPI (95.5 FM)  
**Webcasts:** <http://www.mainstreamnetwork.com/listen/player.asp?station=wlob-am&>  
**Video Webcasts:** AHL Live

# AHL AFFILIATE



## BRAD CHURCH

Chief Operating Officer

Brad was named the Chief Operating Officer of the Portland Pirates in March 2014. Prior to his new role with the Pirates Brad was serving as the VP of Legacy Global Sports and the GM of MHG Ice Centre in Saco. Brad originally moved to Portland to join the Pirates on assignment in 1996 as a 19 year old Washington Capitals 1st round draft pick. He continued to play 6 seasons, 281 games and served 2 seasons as an Alternate Captain with the Pirates.

After a 10 year playing career Brad joined the coaching ranks and served as the Head Coach/ Dir. Hockey Operations for the Phoenix Roadrunners of the ECHL, an NHL AA affiliate of the San Jose Sharks, 2006-09. During the 1999-2000 season Brad was selected as the Pirates "Unsung Hero" and was also recognized as the AON/AHL "Man of the Year" in 2001-02 for his outstanding work in the Portland community. In 2012

Brad was elected in to the Portland Pirates Hall of Fame.

Brad and his wife Kristin currently reside in Kennebunk with their 4 children, Luke, Dean, Weston and Finley.



## TOM ROWE

HEAD COACH

Tom Rowe enters his third season with the Florida Panthers organization and first season with the Portland Pirates.

He previously served as the head coach for the San Antonio Rampage for two seasons when he became the ninth head coach in the 13-year history of the franchise on Nov. 8, 2013. During the annual Rodeo Road Trip in February, the Rampage pulled off their best trip in club history, going 7-2-0-1 under Rowe's leadership, setting a franchise record 12-game point streak as well as a franchise record six-game win streak on the road. Before coming to the Rampage, Rowe, 58, coached Yaroslavl Lokomotiv of the Kontinental Hockey League, leading the club to a 34-18-0 record and a place in the Conference Quarterfinals during the 2012-13 season. He began his coaching career in the American Hockey League, serving as assistant coach for three seasons (2001-04) with the Lowell Lock Monsters (now the Albany Devils) before

being promoted to head coach. During his two years at the helm, Rowe held a 76-64-20 record and brought the team to the second round of the Calder Cup Playoffs in his first season. As the New Jersey Devils switched their affiliation, Rowe took the reins of the Albany River Rats (now the Charlotte Checkers), and owned an 80-66-14 record, seeing first round playoff action both years of his tenure (2006-08). He served as Paul Maurice's assistant coach for three seasons with the Carolina Hurricanes (2008-11), helping lead the team to the Eastern Conference Finals in his first season. The Lynn, Mass. native was drafted in the third round (37th overall) of the 1976 NHL Entry Draft by the Washington Capitals after playing three seasons with the London Knights of the Ontario Hockey League. The right wing split time between the Capitals, Hartford Whalers, and Detroit Red Wings in his career, and was a part of the inaugural Whalers team during the 1979-80 season. In 357 career NHL games, he posted 85 goals and 100 assists, and became the first American-born player to net 30 goals in a season when he scored 31 for Washington during the 1978-79 season. After retiring at the conclusion of the 1983-84 season, Rowe was a part-time color commentator for Hartford in 1989, becoming the full-time broadcaster in 1990 and staying in that position until the end of the season. He continued to work in Hartford management, being appointed assistant general manager in June of 1991 and remaining there until September 1993, when he made the switch to scouting. Rowe was a professional scout for the Whalers until June 1995. He skated in 112 AHL games between Adirondack, Binghamton, Hershey, Moncton, and Springfield, posting 66 goals and 43 assists in that time.

He resides in Portland with his wife.

# AMERICAN HOCKEY LEAGUE ALIGNMENT

## Eastern Conference

### Atlantic Division

Bridgeport Sound Tigers- NY Islanders  
Hartford Wolf Pack- NY Rangers  
Hershey Bears- Washington Capitals  
Lehigh Valley Phantoms- Philadelphia Flyers  
Portland Pirates- Florida Panthers  
Providence Bruins- Boston Bruins  
Springfield Falcons- Arizona Coyotes  
Wilkes Barre/Scranton Penguins- Pittsburgh Penguins

### North Division

Albany Devils- New Jersey Devils  
Binghamton Senators- Ottawa Senators  
Rochester Americans- Buffalo Sabres  
St. Johns IceCaps- Montreal Canadiens  
Syracuse Crunch- Tampa Bay Lightning  
Toronto Marlies- Toronto Maple Leafs  
Utica Comets- Vancouver Canucks

## Western Conference

### Central Division

Charlotte Checkers- Carolina Hurricanes  
Chicago Wolves- St. Louis Blues  
Grand Rapids Griffins- Detroit Red Wings  
Iowa Wild- Minnesota Wild  
Lake Erie Monsters- Columbus Blue Jackets  
Manitoba Moose- Winnipeg Jets  
Milwaukee Admirals- Nashville Predators  
Rockford Icehogs- Chicago Blackhawks

### Pacific Division

Bakersfield Condors- Edmonton Oilers  
Ontario Reign- Los Angeles Kings  
San Antonio Rampage- Colorado Avalanche  
San Diego Gulls- Anaheim Ducks  
San Jose Barracuda- San Jose Sharks  
Stockton Heat- Calgary Flames  
Texas Stars- Dallas Stars

## 2015-16 PORTLAND PIRATES SCHEDULE

### OCTOBER

Sun., October 11 @ Providence 3:05 p.m.  
Sat., October 17 vs. Hershey 7:00 p.m.  
Sun., October 18 vs. Hershey 3:00 p.m.  
Fri., October 23 vs. Albany 7:00 p.m.  
Sat., October 24 @ Albany 5:05 p.m.  
Fri., October 30 @ Providence 7:05 p.m.  
Sat., October 31 vs. Rochester 3:00 p.m.

### NOVEMBER

Wed., November 4 @ Utica 7:00 p.m.  
Fri., November 6 vs. Springfield 7:30 p.m.  
Wed., November 11 vs. Hartford 7:00 p.m.  
Fri., November 13 vs. Hartford 7:00 p.m.  
Sun., November 15 @ Providence 3:05 p.m.  
Wed., November 18 @ Syracuse 7:00 p.m.  
Fri., November 20 @ Hershey 7:00 p.m.  
Sat., November 21 @ Hershey 7:00 p.m.  
Fri., November 27 vs. Utica 7:00 p.m.  
Sat., November 28 vs. Utica 7:00 p.m.  
Sun., November 29 @ Springfield 5:00 p.m.

### DECEMBER

Fri., December 4 @ Providence 7:05 p.m.  
Sat., December 5 @ Bridgeport 7:00 p.m.  
Wed., December 9 vs. Springfield 7:00 p.m.  
Fri., December 11 vs. Bridgeport 7:00 p.m.  
Sat., December 12 vs. Providence 7:00 p.m.  
Wed., December 16 vs. Springfield 7:00 p.m.  
Sat., December 19 @ Bridgeport 7:00 p.m.  
Sun., December 20 @ Bridgeport 5:00 p.m.  
Tue., December 22 vs. Providence 7:00 p.m.  
Sun., December 27 @ Springfield 5:00 p.m.  
Tue., December 29 @ Hartford 7:00 p.m.  
Thu., December 31 vs. Providence 5:00 p.m.

### JANUARY

Sat., January 2 vs. Lehigh Valley 7:00 p.m.  
Sun., January 3 vs. Lehigh Valley 4:00 p.m.  
Fri., January 8 @ St. John's 6:00 p.m.  
Sat., January 9 @ St. John's 6:00 p.m.  
Fri., January 15 vs. Bridgeport 7:00 p.m.  
Sat., January 16 vs. Bridgeport 7:00 p.m.  
Sun., January 17 @ Providence 3:05 p.m.  
Fri., January 22 vs. W-B/Scranton 7:00 p.m.

Sat., January 23 vs. W-B/Scranton 7:00 p.m.  
Sun., January 24 @ Hartford 3:00 p.m.  
Wed., January 27 vs. St. John's 7:00 p.m.  
Fri., January 29 vs. St. John's 7:00 p.m.  
Sat., January 30 @ Springfield 7:00 p.m.

### FEBRUARY

Fri., February 5 vs. Hartford 7:00 p.m.  
Sat., February 6 vs. Providence 7:00 p.m.  
Fri., February 12 @ Lehigh Valley 7:05 p.m.  
Sat., February 13 @ W-B/Scranton 7:05 p.m.  
Sun., February 14 @ W-B/Scranton 4:05 p.m.  
Wed., February 17 @ Utica 7:00 p.m.  
Fri., February 19 @ Rochester 7:05 p.m.  
Sat., February 20 @ Toronto\* 2:00 p.m.  
Wed., February 24 @ Hartford 7:00 p.m.  
Fri., February 26 vs. W-B/Scranton 7:00 p.m.  
Sun., February 28 vs. Springfield 3:00 p.m.

### MARCH

Fri., March 4 vs. Syracuse 7:00 p.m.  
Sat., March 5 vs. Providence 7:00 p.m.  
Sun., March 6 @ Providence 3:05 p.m.  
Fri., March 11 vs. Toronto 7:00 p.m.  
Sat., March 12 @ Springfield 7:00 p.m.  
Sun., March 13 vs. Hartford 3:00 p.m.  
Fri., March 18 @ Hartford 7:15 p.m.  
Sat., March 19 @ Bridgeport 7:00 p.m.  
Sun., March 20 @ Lehigh Valley 5:05 p.m.  
Wed., March 23 vs. Bridgeport 7:00 p.m.  
Fri., March 25 vs. Springfield 7:00 p.m.  
Sat., March 26 vs. Springfield 7:00 p.m.  
Tue., March 29 @ Bridgeport 11:00 a.m.

### APRIL

Fri., April 1 vs. Providence 7:00 p.m.  
Sat., April 2 @ Hartford 7:00 p.m.  
Sun., April 3 @ W-B/Scranton 4:05 p.m.  
Fri., April 8 @ Providence 7:05 p.m.  
Sat., April 9 vs. Providence 7:00 p.m.  
Sun., April 10 vs. Hartford 3:00 p.m.  
Fri., April 15 vs. Bridgeport 7:00 p.m.  
Sat., April 16 @ Springfield 7:00 p.m.  
Sun., April 17 @ Springfield 5:00 p.m.







# FLORIDA PANTHERS DRAFT HISTORY

## 1993 NHL Expansion Draft

June 24, 1993, Le Colisee, Quebec, Canada

PLAYER	POSITION	ROUND	OVERALL PICK	DRAFTED FROM
John Vanbiesbrouck	G	1	1	Vancouver
Mark Fitzpatrick	G	2	4	Quebec
*Daren Puppa	G	3	5	Toronto
Milan Tichy	D	4	7	Chicago
Paul Laus	D	5	10	Pittsburgh
Joe Cirella	D	6	12	NY Rangers
Alexander Godynuk	D	7	13	Calgary
Gord Murphy	D	8	15	Dallas
Steve Bancroft	D	9	18	Winnipeg
Stephane Richer	D	10	20	Boston
Gord Hynes	D	11	21	Philadelphia
Tom Fitzgerald	C/RW	12	24	NY Islanders
Jesse Belanger	C	13	25	Montreal
Scott Levins	C	14	27	Winnipeg
Scott Mellanby	RW	15	30	Edmonton
Brian Skrudland	C	16	32	Calgary
Mike Hough	LW	17	33	Washington
Dave Lowry	LW	18	35	St. Louis
Bill Lindsay	LW	19	38	Quebec
Andrei Lomakin	RW	20	40	Philadelphia
Randy Gilhen	C	21	41	Tampa Bay
Doug Barrault	LW	22	43	Dallas
Marc Labelle	LW	23	46	Ottawa
Pete Stauber	LW	24	48	Detroit

\*Drafted by Tampa Bay in Phase 2 of the Expansion Draft, June 25, 1993.

## 1993 NHL Entry Draft

June 26, 1993, Le Colisee, Quebec, Canada

Player	PS	RD	OVERALL PICK	'92-93 CLUB
Rob Niedermayer	C	1	5	Medicine Hat
Kevin Weekes	G	2	41	Owen Sound
Chris Armstrong	D	3	57	Moose Jaw
Mikael Tjallden	D	3	67	MoDo Jr.
Steve Washburn	C	3	78	Ottawa
Bill McCauley	C	4	83	Detroit
Todd MacDonald	G	5	109	Tacoma
Alain Nasreddine	D	6	135	Drummondville
Trevor Doyle	D	7	161	Kingston
Briane Thompson	D	8	187	S.S. Marie
Chad Cabana	LW	9	213	Tri-City
John Demarco	D	10	239	Arch. Williams
Eric Montreuil	C	11	265	Chicoutimi
Supplemental Draft				
Chris Imes	D	1	4	U. Maine

## 1994 NHL Entry Draft

June 28-29, 1994, Hartford Civic Center, Hartford, CT

PLAYER	PS	RD	OVERALL PICK	'93-94 CLUB
Ed Jovanovski	D	1	1	Windsor
Rhett Warrenner	D	2	27	Saskatoon
Jason Podollan	C	2	31	Spokane
Ryan Johnson	C	2	36	Thunder Bay Jr. A
David Nemirovsky	RW	4	84	Ottawa
David Geris	D	5	105	Windsor
Matt O'Dette	D	7	157	Kitchener
Jason Boudrias	C	8	183	Laval
Tero Lehtera	LW	10	235	Espoo
Per Gustafsson	D	11	261	HV 71
SUPPLEMENTAL DRAFT				
Sean McCann	D	1	1	Harvard

## 1995 NHL Entry Draft

July 8, 1995, Northlands Coliseum, Edmonton, Alberta

PLAYER	PS	RD	OVERALL PICK	'94-95 CLUB
Radek Dvorak	RW	1	10	Budejovice
Aaron MacDonald	G	2	36	Swift Current
Mike O'Grady	D	3	62	Saskatoon/ Lethbridge
Dave Duerden	LW	4	80	Peterborough
Daniel Tjarnqvist	D	4	88	Rogle/Angelholm
Francois Cloutier	LW	5	144	Hull
Peter Worrell	LW	7	166	Hull
Filip Kuba	D	8	192	Vitkovice
David Lemanowicz	G	9	218	Spokane

## 1996 NHL Entry Draft

June 22, 1996, Kiel Center, St. Louis, MO

PLAYER	PS	RD	OVERALL PICK	'95-96 CLUB
Marcus Nilson	C	1	20	Djurgarden
Chris Allen	D	3	60	Kingston
Oleg Kvasha	RW	3	65	CSKA Moscow
Joey Tetarenko	D	4	82	Portland
Andrew Long	RW	5	129	Guelph
Gaetan Poirier	LW	6	156	Merrimack
Alexandre Couture	D	7	183	Victoriaville
Denis Khloptanov	G	8	209	CSKA Moscow
Russell Smith	D	9	235	Hull

# FLORIDA PANTHERS DRAFT HISTORY

## 1997 NHL Entry Draft

June 21, 1997, Civic Arena, Pittsburgh, Pa.

PLAYER	PS.	RD.	OVERALL PICK	'96-97 CLUB
Mike Brown	C	1	20	Red Deer
Kristian Huselius	LW	2	47	
Farjestad	C	3	56	Kitchener
Nick Smith	C	3	74	Barrie
Ivan Novoseltsev	RW	4	95	Krylja Sovetov
Pat Parthenais	D	5	127	Detroit
Keith Delaney	C	6	155	Barrie
Tyler Palmer	D	7	183	Lake Superior
Doug Schueller	D	8	211	Twin Cities
Benoit Cote	C	9	237	Shawinigan

## 1999 NHL Entry Draft

June 26, 1999, FleetCenter, Boston, Mass.

PLAYER	PS.	RD.	OVERALL PICK	'98-99 CLUB
Denis Shvidki	RW	1	12	Barrie
Alexander Auld	G	2	40	North Bay
Niklas Hagman	LW	3	70	IFK, Jr.
Jean-Francois Laniel	G	3	80	Shawinigan
Morgan McCormick	RW	4	103	Kingston
Rod Sarich	D	4	109	Calgary
Brad Woods	D	6	169	Brampton
Travis Eagles	RW	7	198	Prince George
Jonathon Charron	G	8	227	Val Dor

## 2001 NHL Entry Draft

June 23-24, 2001, National Car Rental Center, Sunrise, Fla.

PLAYER	PS.	RD.	OVERALL PICK	'00-01 CLUB
Stephen Weiss	C	1	4	Plymouth
Lukas Krajicek	D	1	24	Peterborough
Greg Watson	C	2	34	Prince Albert
Tomas Malec	D	3	64	Rimouski
Grant McNeill	D	3	68	Prince Albert
Michael Woodford	RW	4	117	Cushing Academy
Billy Thompson	G	5	136	Prince George
Dustin Johner	C	6	169	Seattle
Toni Koivisto	LW	7	200	Lukko Rauma Jr.
Kyle Bruce	RW	8	231	Prince Albert
Jan Blancar	D	9	263	Dukla Trencin Jr.
Ivan Majesky	D	9	267	Ives Tampere

## 2003 NHL Entry Draft

June 21-22, 2003, Gaylord Entertainment Center, Nashville, Tenn.

PLAYER	PS.	RD.	OVERALL PICK	'02-03 CLUB
Nathan Horton	C	1	3	Oshawa
Anthony Stewart	RW	1	25	Kingston
Kamil Krepis	C	2	38	Brampton
Stefan Meyer	LW	2	55	Medicine Hat
Martin Lojek	D	4	105	Brampton
James Pemberton	D	4	124	Providence Coll.
Dan Travis	RW	5	141	Deerfield Academy
Martin Tuma	D	5	162	Litvinov Jr.
Denis Stasyuk	C	6	171	Novokuznetsk
Dany Roussin	C	7	223	Rimouski
Petr Kadlec	D	8	234	Slavia
John Hecimovic	RW	9	264	Sarnia
Tanner Glass	LW	9	265	Nanaimo

## 1998 NHL Entry Draft

June 27, 1998, Marine Midland Arena, Buffalo, NY

PLAYER	PS.	RD.	OVERALL PICK	'97-98 CLUB
Kyle Rossiter	D	2	30	Spokane
Joe DiPenta	D	3	61	Boston Univ.
Lance Ward	D	3	63	Red Deer
Ryan Jardine	LW	4	89	Sault Ste. Marie
Jaroslav Spacek	D	5	117	Farjestad
Chris Ovington	D	6	148	Red Deer
B.J. Ketcheson	D	7	176	Peterborough
Ian Jacobs	RW	8	203	Ottawa
Adrian Wichser	C	9	231	Kloten

## 2000 NHL Entry Draft

June 24-25, 2000, Saddledome, Calgary, Alberta

PLAYER	PS.	RD.	OVERALL PICK	'99-00 CLUB
Vladimir Sapozhnikov	D	2	58	Novokuznetsk
Rob Fried	RW	3	77	Deerfield Academy
Sean O'Connor	RW	3	82	Moose Jaw
Chris Eade	D	4	115	North Bay
Davis Parley	G	4	120	Kamloops
Josh Olson	LW	6	190	Omaha
Janis Sprukts	C	8	234	Lukku Rauma Jr.
Matt Sommerfeld	LW	8	253	Swift Current

## 2002 NHL Entry Draft

June 22-23, 2002, Air Canada Centre, Toronto, Ontario

PLAYER	PS.	RD.	OVERALL PICK	'01-02 CLUB
Jay Bouwmeester	D	1	3	Medicine Hat
Petr Taticek	C	1	9	Sault Ste. Marie
Rob Globke	C	2	40	Notre Dame
Gregory Campbell	LW	3	67	Plymouth
Topi Jaakola	D	5	134	Karpat
Vince Bellissimo	C	5	158	Topeka
Jeremy Swanson	D	6	169	Barrie
Mikael Vuurio	G	6	196	Lukko Rauma
Denis Yachmenev	LW	7	200	North Bay
Peter Hafner	D	8	232	Taft H.S.

## 2004 NHL Entry Draft

June 26-27, 2004, RBC Center, Raleigh, NC

PLAYER	PS.	RD.	OVERALL PICK	'03-04 CLUB
Rostislav Olesz	C	1	7	Vitkovice
David Shantz	G	2	37	Mississauga
David Booth	LW	3	53	Michigan State
Evan Schafer	D	4	10	Prince Albert
Bret Nasby	D	5	152	Oshawa
Spencer Dillon	D	6	257	Salmon Arm
Luke Beaverson	D	7	283	Green Bay

# FLORIDA PANTHERS DRAFT HISTORY

## 2005 NHL Entry Draft

July 30, 2005, Westin Hotel, Ottawa, Canada

PLAYER	PS.	RD.	OVERALL PICK	'04-05 CLUB
Kenndal McArdle	LW	1	20	Moose Jaw
Tyler Plante	G	2	32	Brandon
Dan Collins	RW	3	90	Plymouth
Oliver Legault	D	4	93	Lewiston
Matt Duffy	D	4	104	New Hampshire
Brian Foster	G	5	161	New Hampshire
Roman Derlyuk	D	6	164	Sparta
Zach Bearson	RW	7	224	Waterloo

## 2006 NHL Entry Draft

June 24-25, 2006, GM Place, Vancouver, British Columbia

PLAYER	PS.	RD.	OVERALL PICK	'05-06 CLUB
Michael Frolik	C/W	1	10	HC Kladno
Brady Calla	RW	3	73	Everett
Michael Caruso	D	4	103	Guelph
Derrick LaPoint	D	4	116	Eau Claire North
Peter Aston	D	6	155	Windsor
Marc Cheverie	G	7	193	Nanaimo

## 2007 NHL Entry Draft

June 22-23, 2007, Nationwide Arena, Columbus, Ohio

PLAYER	PS.	RD.	OVERALL PICK	'06-07 CLUB
Keaton Ellerby	D	1	10	Kamloops
Michael Repik	RW	2	40	Vancouver
Evgeni Dadonov	RW	3	71	Chelyabinsk
Matt Rust	C	4	101	USA U-18
John Lee	D	5	131	Waterloo
Corey Syvret	D	6	181	Guelph
Ryan Watson	LW	7	191	Cambridge
Sergei Gayduchenko	G	7	202	Yaroslavl

## 2008 NHL Entry Draft

June 20-21, 2008, Scotiabank Place, Ottawa, Ontario

PLAYER	PS.	RD.	OVERALL PICK	'07-08 CLUB
Jacob Markstrom	G	2	31	Brynäs
Colby Robak	D	2	46	Brandon
Adam Comrie	D	3	80	Saginaw
A.J. Jenks	LW	4	100	Plymouth
Matt Bartkowski	D	7	190	Lincoln

## 2009 NHL Entry Draft

June 26-27, 2009, Bell Centre, Montreal, Quebec

PLAYER	PS.	RD.	OVERALL PICK	'08-09 CLUB
Dmitry Kulikov	D	1	14	Drummondville
Drew Shore	C	2	44	USA U-18
Josh Birkholz	RW	3	67	Fargo
Garrett Wilson	LW	4	107	Owen Sound
Corban Knight	C	5	135	Okotoks
Wade Megan	C	5	138	S. Kent School
Scott Timmins	C	6	165	Windsor

## 2010 NHL Entry Draft

June 25-26, 2010, Staples Center, Los Angeles, California

PLAYER	PS.	RD.	OVERALL PICK	'09-10 CLUB
Erik Gudbranson	D	1	3	Kingston
Nick Bjugstad	C	1	19	Blaine
Quinton Howden	C	1	25	Moose Jaw
John McFarland	LW	2	33	Sudbury
Alexander Petrovic	D	2	36	Red Deer
Connor Brickley	C	2	50	Des Moines
Joe Basaraba	RW	3	69	Shattuck St. Mary's
Sam Brittain	G	4	92	Canmore
Benjamin Gallacher	D	4	93	Camrose
Joonas Donskoi	RW	4	99	Karpat Jr.
Zach Hyman	C	5	123	Hamilton
Corey Durocher	LW	6	153	Kingston
R.J. Boyd	D	7	183	Cushing Academy

## 2011 NHL Entry Draft

June 24-25, 2011, Xcel Energy Center, St. Paul, Minnesota

PLAYER	PS.	RD.	OVERALL PICK	'10-11 CLUB
Jonathan Huberdeau	C	1	3	Saint John
Rocco Grimaldi	C	2	33	US NTDP
Rasmus Bengtsson	D	2	59	Rogle BK
Vincent Trocheck	C	3	64	Saginaw
Logan Shaw	RW	3	76	Cape Breton
Jonathan Racine	D	3	87	Shawinigan
Kyle Rau	C	3	91	Eden Prairie
Yaroslav Kosov	F	5	124	Magnitogorsk 2
Edward Wittchow	D	6	154	Burnsville
Iiro Pakarinen	RW	7	184	KalPa

## 2012 NHL Entry Draft

June 22-23, 2012, Consol Energy Center, Pittsburgh, Pennsylvania

PLAYER	PS.	RD.	OVERALL PICK	'11-12 CLUB
Michael Matheson	D	1	23	Dubuque
Steven Hodges	C	3	84	Victoria
Alexander Delnov	LW	4	114	Mytischi
Francis Beauvillier	C/LW	6	174	Rimouski
Jonatan Nielsen	D	7	194	Linköpings

# FLORIDA PANTHERS DRAFT HISTORY

## 2013 NHL Entry Draft

June 30, 2013, Prudential Center, Newark, New Jersey

PLAYER	PS.	RD.	OVERALL PICK	'12-13 CLUB
Aleksander Barkov	C	1	2	Tappara
Ian McCoshen	D	2	31	Waterloo
Evan Cowley	G	4	92	Wichita Falls
Michael Downing	D	4	97	Dubuque
Matt Buckles	C	4	98	St. Michaels
Chris Clapperton	LW	5	122	Blainville-Boisbriand
Joshua Brown	D	6	152	Oshawa
MacKenzie Weegar	D	7	206	Halifax

## 2014 NHL Entry Draft

June 27-28, 2014, Wells Fargo Center, Philadelphia, Pennsylvania

PLAYER	PS.	RD.	OVERALL PICK	'13-14 CLUB
Aaron Ekblad	D	1	1	Barrie
Jayce Hawryluk	RW	2	32	Brandon
Juho Lammikko	RW	3	65	Assat
Joe Wegwerth	RW	4	92	USA U-18
Miguel Fidler	LW	6	143	Edina High
Hugo Fagerblom	G	7	182	Frolunda

## 2015 NHL Entry Draft

June 26-27, 2015, BB&T Center, Sunrise, Florida

PLAYER	PS.	RD.	OVERALL PICK	'14-15 CLUB
Lawson Crouse	LW	1	11	Kingston
Sam Montembeault	G	3	77	Blainville-Boisbriand
Thomas Schemitsch	D	3	88	Owen Sound
Denis Malgin	C	4	102	Zurich
Karch Bachman	LW	5	132	Culver Academy
Christopher Wilkie	RW	6	162	Tri-City
Patrick Shea	C	7	192	Kimball Union
Ryan Bednard	G	7	206	Johnstown

### COLLEGE PROSPECTS

Player	POS	TEAM	HT	WT	DOB	POB
Joe Basaraba	RW	Minn-Duluth (WCHA)	6-3	200	May 2, 1992	Fort Frances, ON
R.J. Boyd	D	Michigan St. (BIG10)	6-2	206	February 7, 1991	Sarasota, FL
Matt Buckles	C	Cornell (ECAC)	6-2	220	May 5, 1995	Toronto, ON
Evan Cowley	G	Denver (WCHA)	6-4	185	July 31, 1995	Evergreen, CO
Michael Downing	D	Michigan (BIG10)	6-3	202	May 19, 1995	Canton, MI
Miguel Fidler	LW	Ohio State (BIG10)	6-0	186	March 17, 1996	Edina, MN
Benjamin Gallacher	D	UMASS (ECAC)	5-11	185	September 11, 1992	Calgary, AB
Michael Matheson	D	Boston College (H-East)	6-2	194	February 27, 1994	Pointe-Claire, QC
Ian McCoshen	D	Boston College (H-East)	6-3	218	August 5, 1995	Hudson, WI
Kyle Rau	C	Minnesota (BIG10)	5-8	173	October 24, 1992	Hoffman Estates, IL
Joe Wegwerth	RW	Notre Dame (H-East)	6-3	230	June 16, 1996	Burnsville, MN
Eddie Wittchow	D	Wisconsin (BIG10)	6-4	215	October 31, 1992	Burnsville, MN

### JUNIOR PROSPECTS

Player	POS	TEAM	HT	WT	DOB	POB
Josh Brown	D	Oshawa (OHL)	6-4	215	January 21, 1994	London, ON
Jayce Hawryluk	C	Brandon (WHL)	5-10	190	January 1, 1996	Yorkton, SK
Juho Lammikko	RW	Kingston (OHL)	6-3	189	January 29, 1996	Noormarkku, Finland

### EUROPEAN PROSPECTS

Player	POS	TEAM	HT	WT	DOB	POB
Alexander Delnov	LW	Yugra (KHL)	6-0	189	January 14, 1994	Moscow, Russia
Roman Derlyuk	D	Moskva (KHL)	6-3	198	October 27, 1986	Yaroslavl, Russia
Hugo Fagerblom	G	Frolunda J20 (SuperElit)	6-6	202	January 9, 1996	Boras, Sweden
Sergei Gayduchenko	G	Sibir (KHL)	6-5	222	June 6, 1989	Yaroslavl, Russia
Yaroslav Kosov	LW	Metallurg (KHL)	6-3	220	July 5, 1994	Magnitogorsk, Russia
Michal Repik	RW	Lahti (SM-Liiga)	5-10	180	December 31, 1998	Vlasim, Czech Republic
Denis Stasyuk	C	Saryarka (VHL)	6-3	181	September 2, 1985	Novokuznetsk, Russia
Denis Yachmenev	LW	Tyumen (VHL)	6-0	198	June 4, 1984	Chelyabinsk, Russia



# 2014-15 NHL STANDINGS/STATISTICS

## EASTERN CONFERENCE

### Atlantic

	GP	W	L	OT	PTS
y - Montréal	82	50	22	10	110
x - Tampa Bay	82	50	24	8	108
x - Detroit	82	43	25	14	100
x - Ottawa	82	43	26	13	99
Boston	82	41	27	14	96

Florida	82	38	29	15	91
Toronto	82	30	44	8	68
Buffalo	82	23	51	8	54

### Metropolitan

	GP	W	L	OT	PTS
p - NY Rangers	82	53	22	7	113
x - Washington	82	45	26	11	101
x - NY Islanders	82	47	28	7	101
x - Pittsburgh	82	43	27	12	98
Columbus	82	42	35	5	89
Philadelphia	82	33	31	18	84
New Jersey	82	32	36	14	78
Carolina	82	30	41	11	71

## WESTERN CONFERENCE

### Central

	GP	W	L	OT	PTS
y - St. Louis	82	51	24	7	109
x - Nashville	82	47	25	10	104
x - Chicago	82	48	28	6	102
x - Minnesota	82	46	28	8	100
x - Winnipeg	82	43	26	13	99
Dallas	82	41	31	10	92
Colorado	82	39	31	12	90

### Pacific

	GP	W	L	OT	PTS
z - Anaheim	82	51	24	7	109
x - Vancouver	82	48	29	5	101
x - Calgary	82	45	30	7	97
Los Angeles	82	40	27	15	95
San Jose	82	40	33	9	89
Edmonton	82	24	44	14	62
Arizona	82	24	50	8	56

## ROOKIE SCORING LEADERS

Player	Team	Pos	GP	G	A	P	+/-	PIM
Mark Stone	OTT	R	80	26	38	64	+21	14
Johnny Gaudreau	CGY	L	80	24	40	64	+11	14
Filip Forsberg	NSH	C	82	26	37	63	+15	24
Mike Hoffman	OTT	L	79	27	21	48	+16	14
Kevin Hayes	NYR	R	79	17	28	45	+15	22
Anders Lee	NYI	C	76	25	16	41	+9	33
John Klingberg	DAL	D	65	11	29	40	+5	32
Aaron Ekblad	FLA	D	81	12	27	39	+12	32
Evgeny Kuznetsov	WSH	C	80	11	26	37	+10	24
Victor Rask	CAR	C	80	11	22	33	-14	16
Jonathan Drouin	TBL	L	70	4	28	32	+3	34
Rickard Rakell	ANA	C	71	9	22	31	+6	10
David Pastrnak	BOS	R	46	10	17	27	+12	8
Bo Horvat	VAN	C	68	13	12	25	-8	16
Melker Karlsson	SJS	C	53	13	11	24	-3	20

## INDIVIDUAL SCORING LEADERS

Player	Team	Pos	GP	G	A	P	+/-	PIM
Jamie Benn	DAL	L	82	35	52	87	+1	64
John Tavares	NYI	C	82	38	48	86	+5	46
Sidney Crosby	PIT	C	77	28	56	84	+5	47
Alex Ovechkin	WSH	L	81	53	28	81	+10	58
Jakub Voracek	PHI	R	82	22	59	81	+1	78
Nicklas Backstrom	WSH	C	82	18	60	78	+5	40
Tyler Seguin	DAL	C	71	37	40	77	-1	20
Jiri Hudler	CGY	C	78	31	45	76	+17	14
Daniel Sedin	VAN	L	82	20	56	76	+5	18
Vladimir Tarasenko	STL	R	77	37	36	73	+27	31
Nick Foligno	CBJ	L	79	31	42	73	+16	50
Claude Giroux	PHI	C	81	25	48	73	-3	36
Henrik Sedin	VAN	C	82	18	55	73	+11	22
Steven Stamkos	TBL	C	82	43	29	72	+2	49
Tyler Johnson	TBL	C	77	29	43	72	+33	24

## DEFENSEMEN/SCORING LEADERS

Player	Team	GP	GS	W	L	OT
Carey Price	MTL	66	66	44	16	6
Pekka Rinne	NSH	64	64	41	17	6
Braden Holtby	WSH	73	72	41	20	10
Ben Bishop	TBL	62	60	40	13	5
Jaroslav Halak	NYI	59	59	38	17	4
Devan Dubnyk	ARI, MIN	58	55	36	14	4
Jonathan Quick	LAK	72	71	36	22	13
Frederik Andersen	ANA	54	53	35	12	5
Tuukka Rask	BOS	70	67	34	21	13
Marc-Andre Fleury	PIT	64	64	34	20	9
Kari Lehtonen	DAL	65	65	34	17	10
Corey Crawford	CHI	57	57	32	20	5
Antti Niemi	SJS	61	61	31	23	7
Henrik Lundqvist	NYR	46	46	30	13	3

# 2014-15 NHL STANDINGS/STATISTICS

## GOALTENDING LEADERS

### GOALS AGAINST AVERAGE

GOALIE	Team	GP	GS	SA	GA	GAA
Carey Price	MTL	66	66	1953	130	1.96
Devan Dubnyk	MIN, ARI	58	55	1625	115	2.07
Pekka Rinne	NSH	64	64	1807	140	2.18
Cam Talbot	NYR	36	34	1038	77	2.21
Braden Holtby	WSH	73	72	2044	157	2.22

### WINS

GOALIE	Team	GP	GS	SA	GA	W
Carey Price	MTL	66	66	1953	130	44
Pekka Rinne	NSH	64	64	1807	140	41
Braden Holtby	WSH	73	72	2044	157	41
Ben Bishop	TBL	62	60	1620	136	40

### SAVE PERCENTAGE

GOALIE	Team	GP	GS	SA	GA	SV%
Carey Price	MTL	66	66	1953	130	.933
Devan Dubnyk	MIN, ARI	58	55	1625	115	.929
Steve Mason	PHI	51	48	1490	108	.928
Cam Talbot	NYR	36	34	1038	77	.926

### SHUTOUTS

GOALIE	Team	GP	SO	W	L	OT
Marc-Andre Fleury	PIT	64	10	34	20	9
Carey Price	MTL	66	9	44	16	6
Braden Holtby	WSH	73	9	41	20	10
Jaroslav Halak	NYI	59	6	38	17	4

### Plus/Minus

NAME	Team	GP	+/-
Max Pacioretty	MTL	80	+38
Nikita Kucherov	TBL	82	+38
Tyler Johnson	TBL	77	+33
Ondrej Palat	TBL	75	+31
Jonathan Toews	CHI	81	+30
Rick Nash	NYR	79	+29

## Goal Scoring

NAME	Team	GP	G
Alex Ovechkin	WSH	81	53
Steven Stamkos	TBL	82	43
Rick Nash	NYR	79	42
John Tavares	NYI	82	38
Tyler Seguin	DAL	71	37
Vladimir Tarasenko	STL	77	37
Joe Pavelski	SJS	82	37

### Power Play Goals

NAME	Team	GP	PPG
Alex Ovechkin	WSH	81	25
Joe Pavelski	SJS	82	19
Claude Giroux	PHI	81	14
Gustav Nyquist	DET	82	14
Wayne Simmonds	PHI	75	14
John Tavares	NYI	82	13
Tyler Seguin	DAL	71	13

### Game Winning Goals

NAME	Team	GP	GWG
Alex Ovechkin	WSH	81	11
Max Pacioretty	MTL	80	10
John Tavares	NYI	82	8
Rick Nash	NYR	79	8
Sean Monahan	CGY	81	8
Mike Cammalleri	NJD	68	8
Matt Beleskey	ANA	65	8

### Shooting Percentage

NAME	Team	GP	G	S	PCTG
Alex Tanguay	COL	80	22	104	21.2
Jiri Hudler	CGY	78	31	158	19.6
Benoit Pouliot	EDM	58	19	105	18.1
Henrik Sedin	VAN	82	18	101	17.8
Mike Cammalleri	NJD	68	27	156	17.3
Erik Cole	DAL, DET	68	21	122	17.2

## INDIVIDUAL LEADERS

### ASSISTS

NAME	Team	GP	A
Nicklas Backstrom	WSH	82	60
Jakub Voracek	PHI	82	59
Sidney Crosby	PIT	77	56
Daniel Sedin	VAN	82	56
Henrik Sedin	VAN	82	55
Jamie Benn	DAL	82	52
Henrik Zetterberg	DET	77	49

### Short Handed Goals

NAME	Team	GP	SHG
Tyler Toffoli	LAK	76	5
Rick Nash	NYR	79	4
Blake Wheeler	WPG	79	4
Brandon Sutter	PIT	80	4
Max Pacioretty	MTL	80	3
Tomas Plekanec	MTL	82	3
Michael Frolik	WPG	82	3

### Shots

NAME	Team	GP	S
Alex Ovechkin	WSH	81	395
Rick Nash	NYR	79	304
Max Pacioretty	MTL	80	302
Erik Karlsson	OTT	82	292
Tyler Seguin	DAL	71	280
Phil Kessel	TOR	82	280
Claude Giroux	PHI	81	279

# 2014-15 GAME BY GAME RESULTS

#	Date	Team	W-L-OT	Record	GF-GA	Scorers	W Goal	PP	PK	SF-SA	W-L Gltdr.	Attend.
1	10/09/2014	@ TBL	O*	00-00-01	2-3	44,11	77	0-2	4-7	21-32	30 / 1	19204+
2	10/11/2014	NJD	L	00-01-01	1-5	17p	9	1-8	3-5	29-24	35 / 1	11419
3	10/13/2014	OTT	L	00-02-01	0-1		16	0-3	4-5	30-23	41 / 1	7311
4	10/17/2014	@ BUF	W	01-02-01	1-0	20	20	0-5	5-5	35-26	1 / 1	17864
5	10/18/2014	@ WSH	O**	01-02-02	1-2	24p	19	1-5	2-2	21-28	35 / 35	18506+
6	10/21/2014	@ COL	W*	02-02-02	4-3	73,16,20,24p	24	1-2	3-5	36-33	1 / 20	14440
7	10/25/2014	@ ARI	O*	02-02-03	1-2	73	23	0-2	6-8	24-41	41 / 1	13202
8	10/30/2014	ARI	W	03-02-03	2-1	73p,19	19	1-3	3-4	26-33	1 / 41	7691
9	11/01/2014	PHI	W	04-02-03	2-1	33,5p	5	1-4	6-6	30-37	1 / 35	9774
10	11/04/2014	@ BOS	O*	04-02-04	1-2	36	63	0-1	0-0	19-25	40 / 1	17565+
11	11/06/2014	@ PHI	L	04-03-04	1-4	27p	15	1-4	2-2	35-30	35 / 1	19777+
12	11/08/2014	CGY	L	04-04-04	4-6	19,27,19,12	17	0-3	2-3	31-25	1 / 35	9230
13	11/11/2014	SJS	W	05-04-04	4-1	12,16,17,14	16	0-2	2-2	30-26	1 / 31	8075
14	11/14/2014	NYI	O**	05-04-05	3-4	12,51p,5	21	1-6	3-3	38-34	41 / 1	10010
15	11/16/2014	@ ANA	W	06-04-05	6-2	21,24,27,11,24p,27	27	1-1	2-2	29-35	35 / 31	16128
16	11/18/2014	@ LAK	L	06-05-05	2-5	12p,36	12	1-4	3-6	32-27	32 / 1	18230+
17	11/20/2014	@ SJS	W**	07-05-05	3-2	27,27p	27	1-5	2-3	28-30	1 / 31	17331
18	11/22/2014	@ NSH	O**	07-05-06	2-3	23,27	9	0-2	4-4	30-50	35 / 1	17163+
19	11/24/2014	MIN	L	07-06-06	1-4	22	22	0-3	3-3	30-39	32 / 1	8426
20	11/26/2014	CAR	W	08-06-06	1-0	27	27	0-1	3-3	28-33	1 / 30	8119
21	11/28/2014	OTT	W	09-06-06	3-2	4,20,12	12	0-2	2-2	46-24	35 / 41	9758
22	12/01/2014	@ CBJ	L	09-07-06	1-2	5p	38	1-3	2-2	25-23	72 / 35	12309
23	12/02/2014	@ DET	W	10-07-06	4-3	12,20,21,55		0-1	3-4	31-41	1 / 35	20027
24	12/04/2014	CBJ	O**	10-07-07	3-4	14,27,27p	19	1-5	1-1	55-20	72 / 1	7788
25	12/06/2014	BUF	W	11-07-07	3-2	24,82,27	27	0-1	2-2	37-28	1 / 34	8597
26	12/08/2014	@ STL	L	11-08-07	2-4	27,5	32	0-3	4-4	34-28	30 / 1	17330
27	12/12/2014	@ DET	W**	12-08-07	3-2	14,11	21	0-5	2-4	26-31	1 / 35	20027
28	12/13/2014	@ BUF	O*	12-08-08	3-4	20,12,36	51	0-1	2-2	28-32	1 / 35	18450
29	12/16/2014	WSH	W**	13-08-08	2-1	17	27	0-2	1-2	29-24	1 / 70	10012
30	12/18/2014	@ PHI	W**	14-08-08	2-1	19	63	0-2	1-1	32-26	1 / 35	19582+
31	12/20/2014	@ PIT	L	14-09-08	1-3	21p	51	1-6	6-6	46-34	29 / 1	18668+
32	12/22/2014	PIT	W**	15-09-08	4-3	36,12,12	16	0-3	3-4	37-27	1 / 29	15947+
33	12/28/2014	TOR	W	16-09-08	6-4	11,12,7,33,24p,19	24	1-3	3-4	34-22	1 / 34	17877+
34	12/30/2014	MTL	O**	16-09-09	1-2	27	15	0-3	2-2	37-34	35 / 1	19614+
35	12/31/2014	NYR	L	16-10-09	2-5	14,12p	27	1-3	1-2	20-34	30 / 35	15090
36	01/02/2015	@ BUF	W	17-10-09	2-0	24,27p	24	1-1	1-1	33-30	1 / 34	19070+
37	01/04/2015	@ WSH	L	17-11-09	3-4	21,4,27	65	0-5	1-2	32-26	70 / 35	18506+
38	01/08/2015	@ VAN	W	18-11-09	3-1	11,16,11	16	0-2	6-6	30-33	1 / 30	18799+
39	01/09/2015	@ CGY	W	19-11-09	6-5	11,24,20,12,51,14	14	0-1	4-5	35-30	35 / 1	19289+
40	01/11/2015	@ EDM	W	20-11-09	4-2	12,51,82,20	82	0-2	2-2	27-33	1 / 30	16839+
41	01/13/2015	@ WPG	L	20-12-09	2-8	63,24	33	0-3	1-3	27-35	34 / 1	15016+
42	01/15/2015	COL	L	20-13-09	2-4	5p,16	2	1-3	4-5	32-29	1 / 1	9584
43	01/17/2015	EDM	O**	20-13-10	2-3	44,11	10	0-3	4-4	37-34	35 / 1	10529
44	01/19/2015	VAN	L	20-14-10	1-2	73	53	0-4	3-3	24-23	30 / 1	9373
45	01/27/2015	DET	L	20-15-10	4-5	16p,73p,27p,24	41	3-5	1-1	41-27	34 / 1	12190
46	01/29/2015	CBJ	W	21-15-10	3-2	11,5,20	20	0-3	2-2	31-33	1 / 30	7917
47	01/31/2015	@ NJD	L	21-16-10	1-3	73	23	0-2	2-3	27-14	1 / 1	16278
48	02/02/2015	@ NYR	L	21-17-10	3-6	16,63,73p	22	1-2	2-3	36-38	30 / 1	18006+
49	02/03/2015	@ NYI	W	22-17-10	4-2	12,44,12p,73	12	1-2	2-3	30-34	35 / 41	14704
50	02/05/2015	LAK	W	23-17-10	3-2	16,27,73	73	0-1	1-2	20-31	1 / 32	9624
51	02/08/2015	NSH	O**	23-17-11	2-3	14,5	9	0-3	2-4	36-25	30 / 1	10844

# 2014-15 GAME BY GAME RESULTS

#	Date	Team	W-L-OT	Record	GF-GA	Scorers	W Goal	PP	PK	SF-SA	W-L Gltdr.	Attend.
52	02/10/2015	ANA	W	24-17-11	6-2	7p,27p,5,16,63,12p	5	3-8	2-3	26-33	1 / 80	8576
53	02/12/2015	@ MIN	L	24-18-11	1-2	27	11	0-5	1-2	27-23	40 / 1	19055+
54	02/13/2015	@ DAL	L	24-19-11	0-2		14	0-2	3-3	37-28	32 / 35	18211
55	02/15/2015	STL	O**	24-19-12	1-2	27	12	0-2	0-0	41-33	1 / 1	11859
56	02/17/2015	@ TOR	W	25-19-12	3-2	36p,27p,12	12	2-5	0-2	17-29	1 / 45	19098+
57	02/19/2015	@ MTL	W**	26-19-12	3-2	14,3	63	0-1	1-1	21-39	1 / 31	21286+
58	02/21/2015	@ OTT	L	26-20-12	1-4	16	6	0-2	4-4	22-39	30 / 1	16938
59	02/22/2015	@ PIT	L	26-21-12	1-5	19	71	0-3	2-3	35-26	29 / 35	18592+
60	02/24/2015	@ CHI	O**	26-21-13	2-3	36,21	19	0-3	2-3	36-38	33 / 1	21526+
61	02/26/2015	CHI	L	26-22-13	0-3		86	0-1	4-4	20-29	50 / 1	17387+
62	02/28/2015	BUF	W	27-22-13	5-3	73p,73p,27,19,17	19	2-6	3-3	47-14	1 / 34	10374
63	03/01/2015	TBL	W	28-22-13	4-3	68,16,24,5p	5	1-5	2-2	26-23	35 / 30	10336
64	03/03/2015	TOR	L	28-23-13	2-3	73,5p	24	1-3	1-2	42-34	45 / 35	10198
65	03/05/2015	DAL	O**	28-23-14	3-4	73,7,11	22	0-2	2-2	24-32	1 / 39	8510
66	03/07/2015	NYI	W**	29-23-14	4-3	44,27,11	11	0-1	2-3	18-28	39 / 30	14474
67	03/12/2015	WPG	W	30-23-14	4-2	17,24p,16,27	16	1-3	2-2	20-20	39 / 34	9819
68	03/14/2015	@ CAR	W	31-23-14	2-0	73p,63	73	1-3	2-2	22-27	39 / 30	11790
69	03/15/2015	@ NYR	L	31-24-14	1-2	73	44	0-3	2-2	39-34	33 / 39	18006+
70	03/17/2015	MTL	L	31-25-14	2-3	16,73	76	0-4	3-3	43-25	35 / 39	18245+
71	03/19/2015	DET	W	32-25-14	3-1	68,73,19	73	0-3	2-2	32-27	1 / 34	11458
72	03/21/2015	BOS	W**	33-25-14	2-1	12	73	0-3	2-3	25-27	1 / 40	17044+
73	03/24/2015	@ TBL	L	33-26-14	3-4	36,73,11	24	0-2	0-0	36-25	88 / 1	18729
74	03/26/2015	@ TOR	W	34-26-14	4-1	11,3,73,73	33	0-1	3-3	28-25	1 / 45	18831+
75	03/28/2015	@ MTL	O*	34-26-15	2-3	16,16p	67	1-1	2-4	23-25	31 / 1	21287+
76	03/29/2015	@ OTT	W	35-26-15	4-2	68p,36p,68,63s	68	2-5	4-5	37-27	39 / 41	19045
77	03/31/2015	@ BOS	L	35-27-15	2-3	73p,24	17	1-3	4-4	24-29	40 / 1	17565+
78	04/02/2015	CAR	W	36-27-15	6-1	33,73,68,16,21,21	73	0-1	1-2	35-32	1 / 31	9827
79	04/04/2015	TBL	L	36-28-15	0-4		91	0-4	0-1	34-22	30 / 1	11072
80	04/05/2015	MTL	L	36-29-15	1-4	5p	11	1-4	6-7	25-28	31 / 39	14112
81	04/09/2015	BOS	W	37-29-15	4-2	16p,11,24,12	24	1-3	2-3	30-36	1 / 40	11778
82	04/11/2015	NJD	W	38-29-15	3-2	63,11,68p	68	1-3	1-1	27-33	35 / 35	12236

## Game Summary:

(\* = Overtime, \*\* = Shootout

+ = sellout)

Total Home Attendance: 462,104

Average Home Attendance: 11,319

# of Home Sellouts: 5



# 2014-15 PANTHERS FINAL SCORING

Pos.	Name	GP	G	A	Pts.	+/-	PIM	PP	SH	GW	S	S%
L	Jonathan Huberdeau	79	15	39	54	10	38	0	0	0	169	8.9
L	Jussi Jokinen	81	8	36	44	-2	34	2	0	0	134	6.0
C	Nick Bjugstad	72	24	19	43	-7	38	7	0	3	207	11.6
D	Aaron Ekblad	81	12	27	39	12	32	6	0	4	170	7.1
R	Brad Boyes	78	14	24	38	11	20	5	0	4	151	9.3
C	Aleksander Barkov	71	16	20	36	-4	16	3	0	3	123	13
R	Jimmy Hayes	72	19	16	35	-4	20	4	0	3	166	11.4
D	Brian Campbell	82	3	24	27	4	22	1	0	0	118	2.5
C	Brandon Pirri	49	22	2	24	6	14	7	0	4	143	15.4
C	Dave Bolland	3	6	17	23	4	48	0	1	0	76	7.9
D	Dmitry Kulikov	73	3	19	22	0	48	1	0	0	83	3.6
C	Vincent Trocheck	50	7	15	22	9	24	1	0	0	89	7.9
R	Jaromir Jagr	20	6	12	18	7	6	2	0	2	50	12
L	Scottie Upshall	63	8	7	15	-8	28	0	0	2	93	8.6
D	Erik Gudbranson	76	4	9	13	-4	58	0	0	0	110	3.6
C	Derek MacKenzie	82	5	6	11	-17	45	1	0	0	72	6.9
D	Willie Mitchell	66	3	5	8	1	25	0	0	0	78	3.8
R	Tomas Kopecky	64	2	6	8	-19	28	0	0	1	106	1.9
D	Dylan Olsen	44	2	6	8	-7	20	0	0	0	44	4.5
L	Shawn Thornton	46	1	4	5	-13	50	0	0	0	53	1.9
D	Steven Kampfer	25	2	2	4	-4	12	0	0	1	28	7.1
D	Alex Petrovic	33	0	3	3	-4	34	0	0	0	29	0.00
D	Shane O'Brien	9	0	1	1	-4	5	0	0	0	4	0.00
C	Rocco Grimaldi	7	1	0	1	1	4	0	0	0	18	5.6
L	Garrett Wilson	2	0	0	0	-2	0	0	0	0	5	0.00

Pos.	Name	GP	GS	MIN	GAA	W	L	OT	SO	SA	GA	SV%	PIM
G	Roberto Luongo	61	61	3528	2.35	28	19	12	2	1743	138	.921	0
G	Al Montoya	20	13	977	3.01	6	7	2	0	453	49	.892	2
G	Dan Ellis	8	8	486	2.35	4	3	1	1	221	19	.914	0

# 2014-15 PANTHERS HIGHS & LOWS

## TEAM RECORD

Winning Streak	3
Winning Streak, Home	3
Winning Streak, Road	3
Losing Streak	2
Losing Streak, Home	2
Largest Margin of Victory	5
Largest Margin of Defeat	6
Most Goals, 1 Game	6
Most Goals, Home, 1 Game	6
Most Goals, Road, 1 Game	6
Most Goals Against, 1 Game	8
Most Goals Against, Home, 1 Game	6
Most Goals Against, Away, 1 Game	8
Most Goals, Both Teams, 1 Game	11
Most Goals Panthers, 1 Period	4
Most Goals Against, 1 Period	4
Most Power Play Goals, 1 Game	3
Most Power Play Goals Against, 1 Game	3
Most Shorthanded Goals, 1 Game	1
Most Shorthanded Goals Against, 1 Game	1
Most Penalty Minutes, Both Teams, 1 Game	76
Most Penalty Minutes, Panthers, 1 Game	32
Fewest Penalty Minutes Combined, 1 Game	2
Fewest Penalty Minutes, Panthers, 1 Game	0
Most Shots Combined, 1 Game	80
Fewest Shots Combined, 1 Game	41
Most Shots Panthers, 1 Game	50
Fewest Shots Panthers, 1 Game	17
Most Shots Against, 1 Game	50
Fewest Shots Against, 1 Game	14
Most Shots, 1 Period	21
Fewest Shots, 1 Period	2
Most Shots Against, 1 Period	21
Fewest Shots Against, 1 Period	1

## 2014-15 SEASON RECORD

2X MR: 3/7 - 3/14	7
12/16 - 12/28	5
1/8 - 1/11	5
8X MR: 3/15 - 3/17	13
2X MR: 1/19 - 1/27	6
4/2 vs. CAR (6-1 W)	8
1/13 at WPG (8-2 L)	10
5X MR: 4/2 vs. CAR (6-1 W)	10
3X MR: 4/2 vs. CAR (6-1 W)	10
2X MR: 1/9 at CGY (6-5 W)	8
1/13 at WPG (8-2 L)	10
11/8 at CGY (6-4 L)	8
1/13 at WPG (8-2 L)	12
1/9 at CGY (6-5 W)	15
2X MR: 12/28 vs. TOR (3rd Per.) [6-4 W]	6
2X MR: 1/27 vs. DET (2nd Per.) [5-4 L]	6
2X MR: 2/10 vs. ANA (6-2 W)	5
10/9 at TBL (3-2 OTL)	6
3/29 at OTT (4-2 W)	2
6X MR 3/17 vs MTL (3-2 L)	3
12/20 at PIT (3-1 L)	214
12/20 at PIT (3-1 L)	128
11/4 at BOS (2-1 OTL)	2
2X MR: 3/24 at TBL (4-3 L)	0
2X MR: 12/20 at PIT (3-1 L)	97
1/31 at NJD (3-1 L)	34
12/4 at CBJ (4-3 SOL)	55
2/17 at TOR (3-2 W)	11
11/22 at NSH (3-2 SOL)	60
2X MR: 2/28 vs BUF (5-3 W)	11
3X MR: 3/17 vs. MTL (3rd Per.) [2-1 SOL]	28
3/5 vs. DAL (4-3 L)	0
2X MR: 2/15 vs. STL (3rd Per.) [2-1 SOL]	29
1/31 at NJD (2nd Per.) [3-1 L]	0

## ALL-TIME FRANCHISE RECORD

3X (MR: 3/2/08 - 3/16/08)	7
6X (MR: 3/4/12 - 3/17/12)	5
11/30/08 - 12/12/08	5
2/7/98 - 3/23/98	13
2/25/08 - 3/23/08	6
2/5/08 at TOR (8-0 W)	8
1/11/03 at WSH (12-2 L)	10
1/26/97 vs. BOS (10-5 W)	10
11/26/97 vs. BOS (10-5 W)	10
2/5/08 vs. TOR (8-0 W)	8
1/11/03 at WSH (12-2 L)	10
3/15/98 vs. CHI (8-4 L)	8
1/11/03 at WSH (12-2 L)	12
11/26/97 vs. BOS (10-5 W)	15
4/5/00 vs. BOS (2nd per.) [6-3 W]	6
3X MR: 1/11/07 at CAR (3rd Per.)	6
3X MR: 10/17/11 at TBL (7-4 W)	5
3X MR: 1/11/07 at CAR (6-4 L)	6
5X MR: 11/19/02 at ATL (4-3 L)	2
3/19/98 at BUF (6-1 L)	3
10/13/01 vs. PHI (5-2 L)	214
10/13/01 vs. PHI (5-2 L)	128
3X MR: 11/4 at BOS (2-1 OTL)	2
7X MR: 3/24 at TBL (4-3 L)	0
4/15/06 vs. WSH (2-1 SOL)	97
1/22/03 vs. OTT (2-1 L)	34
11/3/10 vs. ATL (4-3 L)	55
2X MR: 4/12/99 at OTT (2-0 W)	11
2/27/02 vs. DET (3-2 OTL)	60
3/9/10 at MIN (3-2 SOL)	11
10/20/05 vs. WSH (2nd Per.) [3-2 W]	28
6X MR: 3/17/09 vs. WSH (3rd Per.) [3-0 L]	0
3/2/08 at NYI (2nd Per.) [1-0 W]	29
2X MR: 10/20/01 at EDM (2nd Per.) [5-1 L]	0

## INDIVIDUAL RECORD

Most Goals, Game at ATL	2
Most Assists, Game TBL)	3
Most Points, Game NYI)	4
Most Goals, Period DAL)	2
Most Assists, Period PHI)	2
Most Points, Period vs. CBJ)	3
Most Shots, Game BOS)	10
Most PIM, Game ATL)	15
Most Goals, Season	24
Most Assists, Season	39
Most Points, Season	54
Most PIM, Season	58
Most PPG, Season	7
Most SHG, Season	1
Most GWG, Season	4
Most OT/SO Goals, Season	2
Consecutive Games w/Goal 3/23/01)	4
Consecutive Games w/Assist	5
Consecutive Games w/Point 4/5/00)	5
Most Saves, Game DET)	48
Most Shutouts, Season 10)	2

## 2014-15 SEASON RECORD

8X MR: Barkov (3/28 at MTL)	7
4X MR: Huberdeau (3/1 vs. TBL)	53
Bjugstad (11/16 at ANA)	94
5X MR: Trocheck (4/2 vs. CAR)	
8X MR: Huberdeau (4/2 vs. CAR)	
2X MR: Bjugstad (12/4 vs. CBJ)	
Pirri (3/17 vs. MTL)	
Kulikov (2/13 at DAL)	
Bjugstad	
Huberdeau	
Huberdeau	
Gudbranson	
Bjugstad, Pirri	
Bolland	
Boyes, Ekblad, Pirri	
Bjugstad, Bolland	
Pirri, 4G (2X MR: 3/14-3/19)	
Jokinen, 4A (2X MR: 3/5 - 3/14)	
Huberdeau, 8P (3/1 - 3/12)	
Luongo (11/22 at NSH)	
Luongo	

## ALL-TIME FRANCHISE

4 Bure [2X] (1/1/00 vs. TBL & 2/10/01 Parrish (10/31/1998)	4
8X (MR: Brian Campbell, (10/17/11 at Jokinen (3/17/07 vs.	6
Reinprecht (8/6/09 at Bure (10/8/99 at PHX & 1/1/00 vs. TBL)	3
5 X MR: McCabe (3/3/10 vs.	3
Several Times MR: Bjugstad (12/4 Booth (11/18/10 at & Bure (2/10/01 at ATL)	14
Tetarenko (1/19/02 vs.	37
Bure (2000-01)	59
Kozlov (1999-00)	
Bure (2000-01)	
Worrell (2001-02)	354
Bure (2000-01)	19
Fitzgerald (1995-96)	6
Bure (1999-00)	14
Jokinen (2005-06)	5
Bure, 13G (3/11-	7
Bure, 9A (12/15-12/27/99)	7
Bure, 20P (3/10-	13
Luongo (2/27/02 vs.	57
2X MR: Vokoun (2009-	7

# 2014-15 PANTHERS MISCELLANEOUS STATS

## TEAM RECORDS

Last game: Saturday VS NEW JERSEY (3-2 W)  
 Next game: \*\*NONE\*\*  
 Overall record/streak: 38 - 29 - 15 / Win 2 / Undef 2  
 Home record/streak: 21 - 13 - 7 / Win 2 / Undef 2  
 Road record/streak: 17 - 16 - 8 / Lost 1  
 Last 5 Games: 3 - 2 - 0  
 Last 10 Games: 5 - 4 - 1  
 1-Goal Games: 22 - 11 - 15  
 2-Goal Games: 11 - 6  
 3-Goal Games: 5 - 12  
 Scoring first: 23 - 5 - 5  
 Opponent scoring first: 15 - 24 - 10  
 Leading after 1 period: 15 - 3 - 1  
 Trailing after 1 period: 3 - 18 - 6  
 Tied after 1 period: 20 - 8 - 8  
 Leading after 2 periods: 21 - 4 - 3  
 Trailing after 2 periods: 3 - 22 - 6  
 Tied after 2 periods: 14 - 3 - 6  
 OT Record - This Season: 9 - 15  
 OT Record - Franchise: 102 - 172 - 142  
 Shootout Record - This Season: 8 - 10  
 Shootout Record - Franchise: 49 - 72  
 Outshooting opponent: 17 - 21 - 6  
 Outshot by opponent: 20 - 8 - 9  
 Even shots: 1 - 0 - 0  
 vs. Atlantic: 16 - 9 - 5  
 vs. Metropolitan: 11 - 10 - 3  
 vs. EASTERN CONFERENCE: 27 - 19 - 8  
 vs. Central: 2 - 7 - 5  
 vs. Pacific: 9 - 3 - 2

vs. WESTERN CONFERENCE: 11 - 10 - 7

## MONTH BY MONTH RECORD

	W-L-OT	Points
October: 3-2-3	9	
November:	6-4-3	15
December:	7-4-3	17
January: 5-6-1	11	
February:	6-6-3	15
March:	8-5-2	18
April:	3-2-0	6
<b>Totals:</b>	<b>38-29-15</b>	<b>91</b>

## SITUATIONAL GOALS

	For	Against
5 on 5:	151	147
5 on 4:	37	6
5 on 3:	2	0
4 on 4:	0	4
4 on 3:	1	0
3 on 3:	0	0
3 on 4:	0	3
3 on 5:	0	4
4 on 5:	0	42
Empty Net:	7	7
Penalty Shots:	0	0
<b>Total:</b>	<b>198</b>	<b>213</b>

## GOALS BY PERIOD

	1	2	3	OT	T	AVG
Panthers	41	90	66	1	198	2.4
Opponents	59	81	68	5	213	2.6

## SHOTS BY PERIOD

	1	2	3	OT	T	AVG
Panthers	772	885	809	50	2516	30.7
Opponents	809	811	752	52	2424	29.6

## POWER PLAY

	G	ATT	PCT
Overall	40	246	16.3 (24th NHL)
Home	22	133	16.5 (T-21st NHL)
Away	18	113	15.9 (22nd NHL)

## 6 SHORTHANDED GOALS ALLOWED (T-16th NHL)

## PENALTY KILLING

	G	ATT	PCT
Overall	50	250	80.0 (24th NHL)
Home	21	117	82.1 (18th NHL)
Away	29	133	78.2 (24th NHL)

## 1 SHORTHANDED GOAL SCORED (30th NHL)

## PENALTIES

GP	MIN	AVG./RANK
82	733	8.9 (T-9th NHL)

## INDIVIDUAL LEADERS

### Florida Panthers

Points: J. HUBERDEAU (54), J. JAGR (47), J. JOKINEN (44)  
 Goals: N. BJUGSTAD (24), B. PIRRI (22), J. HAYES (19)  
 Assists: J. HUBERDEAU (39), J. JOKINEN (36), J. JAGR (30)  
 PP Goals: B. PIRRI (7), N. BJUGSTAD (7), A. EKBLAD (6)  
 SH Goals: D. BOLLAND (1)  
 GW Goals: J. JAGR (5), B. BOYES (4), B. PIRRI (4)  
 3+ Goals: None  
 PIM: E. GUDBRANSON (58), S. THORNTON (50), J. JAGR (48)  
 Shots: N. BJUGSTAD (207), A. EKBLAD (170), J. JAGR (169)  
 +/-: A. EKBLAD (+12), B. BOYES (+11), J. HUBERDEAU (+10)

## PANTHERS SPECIAL TEAMS SCORING

PowerPlay	G	A	Pts.	Shorthanded	G	A	Pts
Aaron Ekblad	6	7	13	Dave Bolland	1	0	1
Nick Bjugstad	7	5	12	Dmitry Kulikov	0	1	1
Brian Campbell	1	11	12	Willie Mitchell	0	1	1
Jonathan Huberdeau	0	12	12				
Jimmy Hayes	4	7	11				
Jaromir Jagr	4	7	11				
Brad Boyes	4	9					
Jussi Jokinen	2	7	9				
Brandon Pirri	7	0	7				
Aleksander Barkov	3	4	7				
Dmitry Kulikov	1	5	6				
Dave Bolland	0	5	5				
Erik Gudbranson	0	4	4				
Derek MacKenzie	1	0	1				
Vincent Trocheck	1	0	1				
Steven Kampfer	0	1	1				
Dylan Olsen	0	1	1				
Scottie Upshall	0	1	1				

# 2014-15 PANTHERS TRANSACTIONS

## APRIL

April 12 - F Jaromir Jagr signed to one-year contract.  
April 9 - D Josh Brown signed to entry-level contract.  
April 9 - G Dan Ellis reassigned to San Antonio (AHL).  
April 1 - D Michael Matheson signed to entry-level contract, assigned to San Antonio (AHL) on ATO.

## MARCH

March 29 - F Kyle Rau signed to entry-level contract, assigned to San Antonio (AHL) on ATO.  
March 20 - G Colin Stevens signed to entry-level contract, assigned to San Antonio (AHL).  
March 19 - G Sam Brittain reassigned to San Antonio (AHL).  
March 14 - D Steven Kampfer signed to a two-year contract extension.  
March 12 - F Dave Bolland activated from Injured Reserve.  
March 7 - D Willie Mitchell activated from Injured Reserve.  
March 7 - D Jonathan Racine reassigned to San Antonio (AHL).  
March 7 - D Jonathan Racine recalled from San Antonio (AHL).  
March 6 - D Shane O'Brien reassigned to San Antonio (AHL).  
March 5 - D Shane O'Brien recalled from San Antonio (AHL).  
March 4 - G Sam Brittain recalled from Cincinnati (ECHL).  
March 4 - G Dan Ellis recalled from San Antonio (AHL).

## FEBRUARY

Feb. 28 - F Dave Bolland placed on Injured Reserve (retroactive to Feb. 21).  
Feb. 28 - F Brandon Pirri activated from Injured Reserve.  
Feb. 28 - F Garrett Wilson reassigned to San Antonio (AHL).  
Feb. 28 - Florida acquires F Dany Heatley and a 2015 third round pick from Anaheim in exchange for F Tomas Fleischmann.  
Feb. 26 - Florida acquired F Jaromir Jagr from New Jersey in exchange for a 2015 second round pick and a 2016 conditional third round pick.  
Feb. 24 - Florida acquired a 2016 third round pick from Minnesota in exchange for F Sean Bergenheim and a 2016 seventh round pick.  
Feb. 23 - F Garrett Wilson recalled from San Antonio (AHL).  
Feb. 22 - F Vincent Trocheck recalled from San Antonio (AHL).  
Feb. 22 - D Shane O'Brien reassigned to San Antonio (AHL).  
Feb. 14 - F Brandon Pirri placed on Injured Reserve (retroactive to Feb. 10).  
Feb. 14 - D Willie Mitchell placed on Injured Reserve (retroactive to Feb. 3).  
Feb. 14 - D Shane O'Brien recalled from San Antonio (AHL).  
Feb. 4 - D Steven Kampfer recalled from San Antonio (AHL).

## JANUARY

Jan. 30 - D Dylan Olsen assigned to San Antonio (AHL).  
Jan. 28 - D Alex Petrovic recalled from San Antonio (AHL).  
Jan. 26 - G Michael Houser reassigned to San Antonio (AHL).  
Jan. 25 - G Michael Houser recalled from San Antonio (AHL).  
Jan. 20 - F Vincent Trocheck reassigned to San Antonio (AHL).  
Jan. 15 - D Shane O'Brien reassigned to San Antonio (AHL).  
Jan. 9 - Florida acquired F Corban Knight from Calgary (NHL) in exchange for F Drew Shore.  
Jan. 8 - F Tomas Kopecky activated from injured reserve.  
Jan. 8 - G Sam Brittain reassigned to Cincinnati (ECHL).  
Jan. 5 - G Sam Brittain recalled from Cincinnati (ECHL).  
Jan. 4 - F Tomas Kopecky placed on injured reserve.  
Jan. 2 - D Shane O'Brien recalled from San Antonio (AHL).

## DECEMBER

Dec. 17 - D Shane O'Brien reassigned to San Antonio (AHL).  
Dec. 15 - F Shawn Thornton placed on injured reserve.  
Dec. 11 - D Shane O'Brien recalled from San Antonio (AHL).  
Dec. 7 - F Aleksander Barkov placed on injured reserve.  
Dec. 4 - D Jesse Blacker and future considerations acquired from Anaheim in exchange for D Colby Robak.

## NOVEMBER

Nov. 27 - G Dan Ellis recalled from San Antonio (AHL).  
Nov. 27 - F Scottie Upshall placed on Injured Reserve (IR).  
Nov. 23 - F Rocco Grimaldi reassigned to San Antonio (AHL).  
Nov. 18 - F Rocco Grimaldi recalled from San Antonio (AHL).  
Nov. 9 - F Rocco Grimaldi reassigned to San Antonio (AHL).

## OCTOBER

Oct. 31 - F Rocco Grimaldi and F Vincent Trocheck recalled from San Antonio (AHL).  
Oct. 31 - F Dave Bolland placed on Injured Reserve.  
Oct. 31 - F Brandon Pirri placed on Injured Reserve.  
Oct. 9 - D Blake Parlett (IR-Non Roster) assigned to San Antonio (AHL).  
Oct. 7 - D Shane O'Brien assigned to San Antonio (AHL).  
Oct. 6 - D Shane O'Brien is signed as an unrestricted free agent.  
Oct. 6 - Florida acquired D Steven Kampfer and F Andrew Yogan from New York Rangers in exchange for F Joey Crabb.



# 2014-15 PANTHERS INJURY BREAKDOWN

PLAYER	TIME MISSED/INJURY	DATE
F Aleksander Barkov	(2, Games, Lower-Body)	Nov. 1 -4
F Aleksander Barkov	(1 Game, Illness)	Nov. 18
F Aleksander Barkov	(6 Games, Upper-Body)	Dec. 2 - Dec. 13
F Aleksander Barkov	(2 Games, Flu)	Jan. 9 - 11
F Sean Bergenheim	(10 Games, Lower-Body)	Nov. 1 -Nov. 24
F Nick Bjuggstad	(9 Games, Lower-Body)	Mar. 24 - Apr. 11
F Dave Bolland	(21 Games, Lower-Body)	Oct. 18-Dec. 6
F Dave Bolland	(8 Games, Upper-Body)	Feb. 22 - Mar. 2
F Brad Boyes	(1 Game, Upper-Body)	Dec. 18
F Jonathan Huberdeau	(3 Games, Flu)	Nov. 1 - 6
D Aaron Ekblad	(1 Game, Flu)	Mar. 7
F Tomas Fleischmann	(2 Games, Lower-Body)	Jan. 2 -4
D Erik Gudbranson	(3 Games, Upper-Body)	Jan. 2 - Jan. 8
D Erik Gudbranson	(1 Game, Flu)	Mar. 5
F Jaromir Jagr	(1 Game, Flu)	Mar. 5
F Jussi Jokinen	(1 Game, Flu)	Nov. 28
D Steven Kampfer	(3 Games, Lower-Body)	Mar. 19 - 24
D Dmitry Kulikov	(4 Games, Lower-Body)	Nov. 11 - 16
D Dmitry Kulikov	(1 Game, Flu)	Jan. 9
F Tomas Kopecky	(4 Games, Upper-Body)	Dec. 30 - Jan. 4
F Tomas Kopecky	(1 Game, Flu)	Mar. 7
G Roberto Luongo	(2 Games, Upper-Body)	Nov. 28 - Dec. 1
G Roberto Luongo	(6 Game, Upper-Body)	Mar. 5 - Mar. 17
D Willie Mitchell	(15 Games, Upper-Body)	Feb. 5 - Mar. 3
D Willie Mitchell	(1 Game, Flu)	Mar. 5
G Al Montoya	(16 Games, Lower-Body)	Mar. 5 - Apr. 9
F Brandon Pirri	(10 Games, Mild Concussion)	Nov. 1 - Nov. 22
F Brandon Pirri	(9 Games, Upper-Body)	Feb. 12 - Feb. 26
F Shawn Thornton	(2 Games, Lower-Body)	Oct. 13 - Oct. 17
F Shawn Thornton	(1 Game, Lower-Body)	Dec. 1 - Dec. 2
F Shawn Thornton	(20 Games, Lower-Body)	Jan. 8 - 27
F Shawn Thornton	(2 Games, Lower-Body)	Mar. 28 - Mar. 29
F Scottie Upshall	(2 Games, Lower-Body)	Nov. 20 - Nov. 22
F Scottie Upshall	(9 Games, Lower-Body)	Nov. 26 - Dec. 13

**Total Man Games Lost: 180**

# 2014-15 HOME/ROAD SCORING

## HOME

Player	Team	Position	GP	G	A	P	PIM	+/-
Jonathan Huberdeau	FLA	L	40	7	22	29	24	2
Aaron Ekblad	FLA	D	40	9	16	25	16	10
Aleksander Barkov	FLA	C	38	10	14	24	8	-5
Nick Bjugstad	FLA	C	36	13	9	22	14	3
Jussi Jokinen	FLA	L	40	1	20	21	12	3
Jimmy Hayes	FLA	R	37	11	8	19	12	6
Brad Boyes	FLA	R	39	6	11	17	16	0
Jaromir Jagr	FLA	R	13	4	9	13	4	4
Dmitry Kulikov	FLA	D	38	3	10	13	19	3
Brian Campbell	FLA	D	41	1	12	13	10	3
Brandon Pirri	FLA	C	27	11	1	12	8	2
Dave Bolland	FLA	C	25	2	9	11	12	0
Vincent Trocheck	FLA	C	27	2	9	11	6	8
Scottie Upshall	FLA	L	31	6	4	10	16	-4
Tomas Fleischmann	FLA	L	21	4	5	9	4	9
Derek MacKenzie	FLA	C	41	5	3	8	22	-7
Erik Gudbranson	FLA	D	39	2	5	7	26	-3
Willie Mitchell	FLA	D	32	3	2	5	12	1
Sean Bergenheim	FLA	L	18	2	3	5	20	-6
Tomas Kopecky	FLA	R	31	1	4	5	14	-7
Shawn Thornton	FLA	L	23	1	4	5	31	-4
Alex Petrovic	FLA	D	18	0	2	2	23	-3
Dylan Olsen	FLA	D	20	1	0	1	8	-5
Steven Kampfer	FLA	D	14	0	1	1	6	-2
Shane O'Brien	FLA	D	2	0	0	0	0	-1
Colby Robak	FLA	D	4	0	0	0	0	-1
Rocco Grimaldi	FLA	C	2	0	0	0	2	0
Garrett Wilson	FLA	L	1	0	0	0	0	-1

## ROAD

Player	Team	Position	GP	G	A	P	PIM	+/-
Jonathan Huberdeau	FLA	L	39	8	17	25	14	8
Jussi Jokinen	FLA	L	41	7	16	23	22	-5
Nick Bjugstad	FLA	C	36	11	10	21	24	-10
Brad Boyes	FLA	R	39	8	13	21	4	11
Jimmy Hayes	FLA	R	35	8	8	16	8	-10
Aaron Ekblad	FLA	D	41	3	11	14	16	2
Brian Campbell	FLA	D	41	2	12	14	12	1
Sean Bergenheim	FLA	L	21	6	7	13	14	8
Brandon Pirri	FLA	C	22	11	1	12	6	4
Aleksander Barkov	FLA	C	33	6	6	12	8	1
Dave Bolland	FLA	C	28	4	8	12	36	4
Tomas Fleischmann	FLA	L	31	3	9	12	4	3
Vincent Trocheck	FLA	C	23	5	6	11	18	1
Dmitry Kulikov	FLA	D	35	0	9	9	29	-3
Dylan Olsen	FLA	D	24	1	6	7	12	-2
Erik Gudbranson	FLA	D	37	2	4	6	32	-1
Scottie Upshall	FLA	L	32	2	3	5	12	-4
Jaromir Jagr	FLA	R	7	2	3	5	2	3
Steven Kampfer	FLA	D	11	2	1	3	6	-2
Tomas Kopecky	FLA	R	33	1	2	3	14	-12
Willie Mitchell	FLA	D	34	0	3	3	13	0
Derek MacKenzie	FLA	C	41	0	3	3	23	-10
Rocco Grimaldi	FLA	C	5	1	0	1	2	1
Alex Petrovic	FLA	D	15	0	1	1	11	-1
Shane O'Brien	FLA	D	7	0	1	1	5	-3
Shawn Thornton	FLA	L	23	0	0	0	19	-9
Colby Robak	FLA	D	3	0	0	0	2	0
Garrett Wilson	FLA	L	1	0	0	0	0	-1



# ANAHEIM DUCKS

Honda Center  
2695 E Katella Ave, Anaheim, CA 92806 | (714) 704-2400  
www.anaheimducks.com

## YEAR BY YEAR

	HOME					AWAY				OVERALL					
SEASON	GP	W	L	TOTL		GP	W	L	TOTL		GP	W	L	TOTL	
1993-94	1	1	0	0	-	1	1	0	0	-	2	2	0	0	-
1994-95	DID NOT PLAY														
1995-96	1	0	0	1	-	1	1	0	0	-	2	1	0	1	-
1996-97	1	0	1	0	-	1	0	1	0	-	2	0	2	0	-
1997-98	1	0	0	1	-	1	0	1	0	-	2	0	1	1	-
1998-99	0	0	0	0	-	1	1	0	0	-	1	1	0	0	-
1999-00	1	1	0	0	0	1	1	0	0	0	2	2	0	0	0
2000-01	0	0	0	0	0	1	0	0	0	1	1	0	0	0	1
2001-02	1	1	0	0	0	1	1	0	0	0	2	2	0	0	0
2002-03	1	0	1	0	0	1	0	0	1	0	2	0	1	1	0
2003-04	1	1	0	0	0	0	0	0	0	0	1	1	0	0	0
2005-06	0	0	0	-	0	1	0	1	-	0	1	0	1	-	0
2006-07	1	0	1	-	0	0	0	0	-	0	1	0	1	-	0
2007-08	DID NOT PLAY														
2008-09	0	0	0	-	0	1	1	0	-	0	1	1	0	-	0
2009-10	1	0	1	-	0	0	0	0	-	0	1	0	1	-	0
2010-11	0	0	0	-	0	1	0	1	-	0	1	0	1	-	0
2011-12	1	0	1	-	0	0	0	0	-	0	1	0	1	-	0
2012-13	DID NOT PLAY														
2013-14	1	1	0	0	0	1	0	1	0	0	2	1	1	0	0
2014-15	1	1	0	0	0	1	1	0	0	0	2	2	0	0	0
TOTALS	13	6	5	2	0	14	7	5	1	1	27	13	10	3	1

Arena: Honda Center  
Capacity: 17,174  
Entered NHL: 1993-1994 Season

**Owners:** Henry and Susan Samueli  
**Chief Executive Officer:** Michael Schulman  
**Executive Vice President and General Manager:** Bob Murray  
**Head Coach:** Bruce Boudreau  
**Assistant Coaches:** Paul MacLean, Trent Yawney, Scott Niedermayer  
**Goaltending Consultant:** Dwayne Roloson

## 2014-15 Results

Nov. 16: Panthers (6) at Anaheim (2)  
Feb. 10: Panthers (6) vs. Anaheim (2)



## 2015-16 SCHEDULE VS. DUCKS

Nov. 4: Panthers at Ducks  
Nov. 19: Panthers vs. Ducks

## FAST FACTS

	OVERALL	AT HOME	ON ROAD
Last Win:	2/10/15	2/10/15	11/16/14
Last Loss:	3/23/14	2/19/12	3/23/14
Overtime Record:	1-1-3	1-0-2	0-1-1
Shutouts by Panthers:	1	1	Never
Last Time:	11/21/01 (6-0)	11/21/01 (6-0)	Never
Shutouts of Panthers:	4	3	1
Last Time:	2/19/12 (2-0)	2/19/12 (2-0)	1/21/06 (1-0)
Shootout Record:	Never	Never	Never
Most Goals:	6 [3X] MR (2/10/15)	6 [2X] MR: (2/10/15)	6 (11/16/14)
Most Goals Against:	8 (1/21/98)	5 (12/12/06)	8 (1/21/98)



# ARIZONA COYOTES

Gila River Arena

9400 West Maryland Avenue, Glendale AZ 85305 | Phone: (623)-772-3200

www.arizonacoyotes.com

## YEAR BY YEAR

	HOME					AWAY					OVERALL				
SEASON	GP	W	L	T	OTL	GP	W	L	T	OTL	GP	W	L	T	OTL
1993-94	1	0	1	0	-	2	2	0	0	-	3	2	1	0	-
1994-95	DID NOT PLAY														
1995-96	1	1	0	0	-	1	0	1	0	-	2	1	1	0	-
1996-97	1	0	1	0	-	1	0	0	1	-	2	0	1	1	-
1997-98	1	0	1	0	-	1	0	1	0	-	2	0	2	0	-
1998-99	1	1	0	0	-	1	0	0	1	-	2	1	0	1	-
1999-00	0	0	0	0	0	1	1	0	0	0	1	1	0	0	0
2000-01	1	1	0	0	0	1	0	0	0	1	2	1	0	0	1
2001-02	1	0	1	0	0	0	0	0	0	0	1	0	1	0	0
2002-03	0	0	0	0	0	1	0	0	1	0	1	0	0	1	0
2003-04	1	0	1	0	0	1	1	0	0	0	2	1	1	0	0
2005-06	0	0	0	-	0	1	0	1	-	0	1	0	1	-	0
2006-07	1	1	0	-	0	0	0	0	-	0	1	1	0	-	0
2007-08	DID NOT PLAY														
2008-09	0	0	0	0	0	1	0	1	-	0	1	0	1	-	0
2009-10	1	0	0	-	1	0	0	0	-	0	1	0	0	-	1
2010-11	0	0	0	-	0	1	1	0	-	0	1	1	0	-	0
2011-12	1	0	1	-	0	0	-	-	-	-	1	0	1	-	0
2012-13	DID NOT PLAY														
2013-14	1	0	1	0	0	1	0	1	0	0	2	0	2	0	0
2014-15	1	1	0	-	0	1	0	0	-	1	2	1	0	-	1
TOTALS	13	5	7	0	1	15	5	5	3	2	28	10	12	3	3

## FAST FACTS

	OVERALL	AT HOME	ON ROAD
Last Win:	10/30/14	10/30/14	12/4/10
Last Loss:	10/25/14 [OTL]	3/11/14	10/25/14 [OTL]
Overtime Record:	1-2-3	1-1-0	1-2-3
Shutouts by Panthers:	Never	Never	Never
Last Time:	Never	Never	Never
Shutouts of Panthers:	1	1	Never
Last Time:	3/5/97 (3-0)	3/5/97 (3-0)	Never
Shootout Record:	1-1	0-1	1-0
Last Time:	12/4/10 (2-1)	3/18/10 (3-4)	12/4/10 (2-1)
Most Goals:	7 (2/20/99)	7 (2/20/99)	6 (12/8/99)
Most Goals Against:	6 (1/19/06)	5 (10/26/93)	6 (1/19/06)

Arena: Gila River Arena

Capacity: 18,300

Entered NHL: 1979-1980 Season (Winnipeg)

**Majority Owner, Chairman & Governor:** Andrew Barroway

**Co-Owner & Governor:** George Gosbee

**Executive Vice President & General Manager:** Don Maloney

**Head Coach:** Dave Tippett

**Associate Coach:** Jim Playfair

**Assistant Coaches:** Newell Brown, John Slaney

**Goaltending Coach:** Jon Elkin

## 2014-15 Results

Oct. 25 Panthers (1) at Arizona (2) [OTL]

Oct. 30 Panthers (2) vs. Arizona (1)



## 2015-16 SCHEDULE VS. COYOTES

Feb. 25: Panthers vs. Coyotes

Mar. 5: Panthers at Coyotes

OPPONENTS





# BOSTON BRUINS

TD Garden

100 Legends Way, Boston, MA 02114 | (617) 624-1050

www.bostonbruins.com

## YEAR BY YEAR

SEASON	HOME				AWAY				OVERALL			
	GP	W	L	T	GP	W	L	T	GP	W	L	T
1993-94	2	1	1	0	2	0	1	1	4	1	3	0
1994-95	1	0	1	0	2	2	0	0	3	2	1	0
1995-96	2	1	1	0	2	0	1	1	4	1	2	1
1996-97	2	1	1	0	2	1	1	0	4	2	2	0
1997-98	2	1	1	0	2	2	0	0	4	3	1	0
1998-99	2	0	2	0	2	0	1	1	4	0	3	1
1999-00	2	2	0	0	2	2	0	0	4	4	0	0
2000-01	2	2	0	0	2	1	1	0	4	3	1	0
2001-02	2	0	2	0	2	0	2	0	4	0	4	0
2002-03	2	1	0	0	2	0	1	1	4	1	1	1
2003-04	2	0	0	2	2	2	0	0	4	2	0	2
2005-06	2	1	1	-	2	1	1	-	4	2	2	-
2006-07	2	2	0	-	2	2	0	-	4	4	0	-
2007-08	2	0	1	-	2	2	0	-	4	2	1	-
2008-09	2	1	1	-	2	0	2	-	4	1	3	-
2009-10	2	0	1	-	2	2	0	-	4	2	1	-
2010-11	2	0	1	-	2	0	2	-	4	0	3	-
2011-12	2	0	0	-	2	1	1	-	4	2	1	-
2012-13	1	0	1	-	2	0	2	-	3	0	3	-
2013-14	2	0	2	0	3	0	3	0	5	0	5	0
2014-15	2	2	0	0	2	0	1	1	4	2	1	1
TOTALS	42	16	17	2	43	18	20	4	83	34	37	6

Arena: TD Garden

Capacity: 17,565

Entered NHL: 1924-1925 Season

**Owner & Governor:** Jeremy Jacobs

**President & Alternate Governor:** Cam Neely

**General Manager:** Don Sweeney

**Head Coach:** Claude Julien

**Assistant Coaches:** Doug Houda, Doug Jarvis, Joe Sacco

**Goaltending Coach:** Bob Essensa

## 2014-15 Results

Nov. 4: Panthers (1) at Bruins (2) [OT]

Mar. 21: Panthers (2) vs. Bruins (1) [SO]

Mar. 31: Panthers (2) at Bruins (3)

Apr. 9: Panthers (4) vs. Bruins (2)



## FAST FACTS

	OVERALL	AT HOME	ON ROAD
Last Win:	3/15/12	3/15/12	12/8/11
Last Loss:	3/31/15	3/9/14	3/31/15
Overtime Record:	3-3-6	1-2-2	2-1-4
Shutouts by Panthers:	10	4	6
Last Time:	12/8/11 (2-0)	2/21/09 (2-0)	12/8/11 (2-0)
Shutouts of Panthers:	5	2	4
Last Time:	12/23/11 (8-0)	12/6/08 (4-0)	4/21/13 (3-0)
Shootout Record:	3-4	1-4	2-0
Last Time:	3/21/15 (2-1)	3/21/15 (2-1)	11/12/09 (1-0)
Most Goals:	10 (11/26/97)	10 (11/26/97)	6(2X) MR:(2/9/08)
Most Goals Against:	8 (12/23/11)	7 (12/28/01)	8 (12/23/11)

## 2015-16 SCHEDULE VS. BRUINS

Oct. 30: Panthers vs. Bruins

Dec. 12: Panthers at Bruins

Mar. 7: Panthers vs. Bruins

Mar. 24: Panthers at Bruins



# BUFFALO SABRES

First Niagara Center  
One Seymour H Knox III Plaza, Buffalo NY, 14203 Phone: (716)-855-4100  
www.sabres.com

## YEAR BY YEAR

	HOME					AWAY					OVERALL				
SEASON	GP	W	L	TOTL		GP	W	L	TOTL		GP	W	L	TOTL	
1993-94	2	1	1	0	-	2	1	1	0	-	4	2	2	0	-
1994-95	1	0	1	0	-	2	0	2	0	-	3	0	3	0	-
1995-96	2	2	0	0	-	2	0	2	0	-	4	2	2	0	-
1996-97	2	2	0	0	-	2	0	1	1	0	4	2	1	1	-
1997-98	2	0	2	0	-	2	1	1	0	-	4	1	3	0	-
1998-99	2	1	1	0	-	3	0	2	1	-	5	1	3	1	-
1999-00	2	1	1	0	0	2	1	0	0	1	4	2	1	0	1
2000-01	2	1	1	0	0	2	0	2	0	0	4	1	3	0	0
2001-02	2	1	1	0	0	2	1	1	0	0	4	2	2	0	0
2002-03	2	0	1	1	0	2	1	1	0	0	4	1	2	1	0
2003-04	2	1	1	0	0	2	0	1	1	0	4	1	2	1	0
2005-06	2	2	0	-	0	2	1	1	-	0	4	3	1	-	0
2006-07	2	1	1	-	0	2	0	1	-	1	4	1	2	-	1
2007-08	2	0	2	-	0	2	1	1	-	0	4	1	3	-	0
2008-09	2	1	0	-	1	2	0	2	-	0	4	1	2	-	1
2009-10	2	0	2	-	0	2	1	1	-	0	4	1	3	-	0
2010-11	2	1	0	-	1	2	1	1	-	0	4	2	1	-	1
2011-12	2	1	1	-	0	2	1	0	-	1	4	2	1	-	1
2012-13	2	1	1	-	1	1	1	0	-	0	3	2	1	-	1
2013-14	2	1	1	0	0	2	2	0	0	0	4	3	1	0	0
2014-15	2	2	0		0	3	2	0		1	5	4	0		1
TOTALS	41	20	17	1	2	43	15	21	3	4	84	35	38	4	7

## FAST FACTS

	OVERALL	AT HOME	ON ROAD
Last Win:	2/28/15	2/28/15	1/2/15
Last Loss:	11/2/13 [OTL]	10/25/13	12/13/14
Last Tie:	2/18/04	2/24/03	2/18/04
Overtime Record:	1-8-4	1-3-1	0-5-3
Shutouts by Panthers:	5	1	4
Last Time:	3/7/14 (2-0)	3/7/14 (2-0)	12/20/02 (3-0)
Shutouts of Panthers:	7	4	3
Last Time:	1/2/15 (2-0)	10/20/11 (3-0)	1/2/15 (2-0)
Shootout Record:	3-2	1-1	1-0
Most Goals:	6 (4X) MR: (12/17/10)	6 (3X) MR: (12/17/10)	6 (11/18/09)
Most Goals Against:	7 (2/4/94)	7 (2/4/94)	6 ( 4 x )
MR:	(3/31/10)		

Arena: First Niagara Center

Capacity: 18,690

Entered NHL: 1970- 1971 Season

**Owner:** Terry Pegula

**General Manager:** Tim Murray

**President/Alternate Governor:** Russ Brandon

**Head Coach:** Dan Bylsma

**Assistant Coach:** Terry Murray

**Assistant Coach:** Dave Barr

**Assistant Coach:** Dan Lambert

**Goaltending Coach:** Andrew Allen

### 2014-15 Results

Oct. 17: Panthers (1) at Sabres (0)

Dec. 6: Panthers (3) vs. Sabres (2)

Dec. 13: Panthers (3) at Sabres (4) [OT]

Jan. 2: Panthers (2) at Sabres (0)

Feb. 28: Panthers (5) vs. Sabres (3)



## 2015-16 SCHEDULE VS. SABRES

Oct. 15: Panthers vs. Sabres

Nov. 12: Panthers vs. Sabres

Jan. 5: Panthers at Sabres

Feb. 9: Panthers at Sabres



# CALGARY FLAMES

Scotiabank Saddle Dome  
555 Saddledome Rise SE, Calgary AB, Canada T2G 2W1 | Phone: (403)-777-4646

## YEAR BY YEAR

	HOME					AWAY					OVERALL				
SEASON	GP	W	L	T	OTL	GP	W	L	T	OTL	GP	W	L	T	OTL
1993-94	1	1	0	0	-	1	0	1	0	-	2	1	1	0	-
1994-95	DID NOT PLAY														
1995-96	1	1	0	0	-	1	0	1	0	-	2	1	1	0	-
1996-97	1	0	1	0	-	1	1	0	0	-	2	1	1	0	-
1997-98	1	0	1	0	-	1	0	0	1	-	2	0	1	1	-
1998-99	1	0	1	0	-	1	1	0	0	-	2	1	1	0	-
1999-00	1	0	0	0	1	1	1	0	0	0	2	1	0	0	1
2000-01	1	0	0	1	0	0	0	0	0	0	1	0	0	1	0
2001-02	1	0	0	1	0	1	0	1	0	0	2	0	1	1	0
2002-03	1	1	0	0	0	0	0	0	0	0	1	1	0	0	0
2003-04	0	0	0	0	0	1	0	1	0	0	1	0	1	0	0
2005-06	DID NOT PLAY														
2006-07	0	0	0	-	0	1	0	0	-	1	1	0	0	-	1
2007-08	1	0	0	-	1	0	0	0	-	0	1	0	0	-	1
2008-09	0	0	0	-	0	1	1	0	0	0	1	1	0	-	0
2009-10	1	0	1	-	0	0	0	0	-	0	1	0	1	-	0
2010-11	0	0	0	-	0	1	1	0	-	0	1	1	0	-	0
2011-12	1	1	0	-	0	0	0	0	-	0	1	1	0	-	0
2012-13	DID NOT PLAY														
2013-14	1	0	1	0	0	1	0	0	0	1	2	0	1	0	1
2014-15	1	0	1		0	1	1	0		0	2	1	1		0
TOTALS	13	4	5	2	2	12	5	4	1	2	25	9	9	3	4

Arena: Scotiabank Saddle Dome  
Capacity: 19,289  
Entered NHL: 1972-1973 (Atlanta)

**Owner:** N. Murray Edwards  
**General Manager:** Brad Treliving  
**President/CEO:** Ken King  
**Head Coach:** Bob Hartley  
**Assistant Coaches:** Jacques Cloutier, Martin Gelin  
**Goaltending Coach:** Jordan Sigalet  
**Video Coach:** Jamie Pringle

### 2014-15 Results

Nov. 8: Panthers (4) vs. Flames (6)  
Jan. 9: Panthers (6) at Flames (5)



## 2015-16 SCHEDULE VS. FLAMES

Nov. 10: Panthers vs. Flames  
Jan. 13: Panthers at Flames

## FAST FACTS

	OVERALL	AT HOME	ON ROAD
Last Win:	1/9/15	3/15/12	1/9/15
Last Loss:	11/8/14	11/8/2014	3/31/15
Overtime Record:	0-2-3	0-1-2	0-1-1
Shutouts by Panthers:	10	4	6
Last Time:	12/8/11 (2-0)	2/21/09 (2-0)	12/8/11 (2-0)
Shutouts of Panthers:	5	2	4
Last Time:	12/23/11 (8-0)	12/6/08 (4-0)	4/21/13 (3-0)
Shootout Record:	2-2	1-1	1-1
Last Time:	3/21/15 (2-1)	3/21/15 (2-1)	11/12/09 (1-0)
Most Goals:	6 [2X]MR: 1/9/15	4 [2X] MR: 11/8/14	6 [ 2 X ] M R :
Most Goals Against:	6 (11/8/14)	6 (11/8/14)	5 (1/4/07)



# CAROLINA HURRICANES

PNC Arena

1400 Edwards Mill Rd, Raleigh NC, 27607 | Phone: 919-861-2300

www.carolinahurricanes.com

## YEAR BY YEAR

	HOME				AWAY				OVERALL			
SEASON	GP	W	L	T OTL	GP	W	L	T OTL	GP	W	L	T OTL
1993-94	2	0	2	0	2	1	1	0	4	1	3	0
1994-95	2	1	0	1	2	2	0	0	4	3	0	1
1995-96	2	2	0	0	2	1	1	0	4	3	1	0
1996-97	2	1	0	1	2	0	2	0	4	1	2	1
1997-98	2	1	1	0	2	2	0	0	4	3	1	0
1998-99	3	0	0	3	2	0	1	1	5	0	1	4
1999-00	2	1	0	0	3	1	1	0	5	2	1	0
2000-01	3	0	0	2	2	1	1	0	5	1	1	2
2001-02	2	0	2	0	3	0	2	1	5	0	4	1
2002-03	3	3	0	0	2	1	1	0	5	4	1	0
2003-04	3	2	0	1	3	0	2	1	6	2	2	2
2005-06	4	2	1	-	4	0	4	-	8	2	5	-
2006-07	4	1	0	-	4	0	3	-	8	1	3	-
2007-08	4	2	1	-	4	1	3	-	8	3	4	-
2008-09	3	2	0	-	3	1	1	-	6	3	1	-
2009-10	3	3	0	-	3	0	3	-	6	3	3	-
2010-11	3	1	2	-	3	1	2	-	6	2	4	-
2011-12	3	3	0	-	3	2	1	-	6	5	1	-
2012-13	2	1	1	-	2	1	1	-	4	2	2	-
2013-14	1	0	1	0	2	0	2	0	3	0	3	0
2014-15	2	2	0	0	1	1	0	0	3	3	0	0
TOTALS	53	26	11	8	53	15	32	3	106	41	43	11

## FAST FACTS

	OVERALL	AT HOME	ON ROAD
Last Win:	4/2/15	4/2/15	3/14/15
Last Loss:	3/3/13	3/3/13	3/2/13
Overtime Record:	4-11-11	3-7-8	1-4-3
Shutouts by Panthers:	9	6	
Last Time:	3/14/15 (2-0)	11/26/15 (1-0)	3 / 1 4 / 1 5
Shutouts of Panthers:	5	2	4
Last Time:	12/23/11 (8-0)	12/6/08 (4-0)	4/21/13 (3-0)
Shootout Record:	2-2	1-1	1-1
Last Time:	3/21/15 (2-1)	3/21/15 (2-1)	11/12/09 (1-0)
Most Goals:	6 [2X] MR: 1/9/15	4 [2X] MR: 11/8/14	6 [ 2 X ] M R :
Most Goals Against:	6 (11/8/14)	6 (11/8/14)	5 (1/4/07)

Arena: PNC Arena

Capacity: 19,772

Entered NHL: 1979-1980 Season (Hartford)

**Owner/CEO/Governor:** Peter Karmanos Jr.

**General Manager & Executive Vice**

**President:** Ron Francis

**Head Coach:** Bill Peters

**Assistant Coaches:** Rod Brind'Amour, Steve Smith

**Goaltending Coach:** David Marcoux

## 2014-15 Results

Nov. 26: Panthers (1) vs. Hurricanes (0)

Mar. 14: Panthers (2) at Hurricanes (0)

Apr. 2: Panthers (6) vs. Hurricanes (1)



## 2015-16 SCHEDULE VS. HURRICANES

Oct. 13: Panthers at Hurricanes

Dec. 18: Panthers at Hurricanes

Apr. 9: Panthers vs. Hurricanes

OPPONENTS





# CHICAGO BLACKHAWKS

United Center

1901 W. Madison Street, Chicago IL, 60612 | Phone: 312-455-7000

www.chicagoblackhawks.com

## YEAR BY YEAR

SEASON	HOME					AWAY					OVERALL				
	GP	W	L	T	OTL	GP	W	L	T	OTL	GP	W	L	T	OTL
1993-94	1	0	1	0	-	1	0	0	1	-	2	0	1	1	-
1994-95	DID NOT PLAY														
1995-96	1	0	1	0	-	1	0	1	0	-	2	0	2	0	-
1996-97	1	1	0	0	-	1	1	0	0	-	2	2	0	0	-
1997-98	1	0	1	0	-	1	1	0	0	-	2	1	1	0	-
1998-99	1	1	0	0	-	1	1	0	0	-	2	2	0	0	-
1999-00	1	0	1	0	0	1	0	1	0	0	2	0	2	0	0
2000-01	0	0	0	0	0	1	0	1	0	0	1	0	1	0	0
2001-02	1	0	1	0	0	1	0	1	0	0	2	0	2	0	0
2002-03	1	0	0	1	0	1	0	1	0	0	2	0	1	1	0
2003-04	0	0	0	0	0	1	0	0	1	0	1	0	0	1	0
2005-06	1	1	0	-	0	0	0	0	-	0	1	1	0	-	0
2006-07	DID NOT PLAY														
2007-08	0	0	0	-	0	1	1	0	-	0	1	1	0	-	0
2008-09	1	0	1	-	0	0	0	0	-	0	1	0	1	-	0
2009-10	1	0	1	-	0	1	1	0	-	0	2	1	1	-	0
2010-11	1	1	0	-	0	1	0	1	-	0	2	1	1	-	0
2011-12	1	0	0	-	1	1	0	1	-	0	2	0	1	-	1
2012-13	DID NOT PLAY														
2013-14	1	0	0	0	1	1	0	1	0	0	2	0	1	0	1
2014-15	0	0	1	0	0	1	0	0	0	1	2	0	1	0	1
TOTALS	15	4	8	1	2	16	5	8	2	1	29	9	16	3	3

Arena: United Center

Capacity: 20,500

Entered NHL: 1926-1927 Season

**Chairman:** W. Rockwell Wirtz

**President & CEO:** John McDonough

**General Manager:** Stan Bowman

**Head Coach:** Joel Quenneville

**Assistant Coach:** Mike Kitchen, Kevin Dineen

**Goaltending Coach:** Jimmy Waite

## 2014-15 Results

Feb. 24: Panthers (2) at Blackhawks (3) [SO]

Feb. 26: Panthers (0) vs. Blackhawks (3)



## FAST FACTS

	OVERALL	AT HOME	ON ROAD
Last Win:	3/8/11	3/8/11	10/2/09
Last Loss:	2/26/15	2/26/15	2/24/15 [SO]
Overtime Record:	1-0-3	1-0-1	0-0-2
Shutouts by Panthers:	10	4	6
Last Time:	12/8/11 (2-0)	2/21/09 (2-0)	12/8/11 (2-0)
Shutouts of Panthers:	6	4	2
Last Time:	2/26/15	2/26/15	4/21/13 (3-0)
Shootout Record:	1-3	0-2	1-1
Last Time:	2/24/15 (3-2)	3/21/15 (2-1)	11/12/09 (1-0)
Most Goals:	6 [2X]MR: 1/9/15	4 [2X] MR: 11/8/14	22/24/15 (3-2)
Most Goals Against:	6 (11/8/14)	6 (11/8/14)	5 (1/4/07)

## 2015-16 SCHEDULE VS. BLACKHAWKS

Oct. 22: Panthers at Blackhawks

Jan. 22: Panthers vs. Blackhawks



# COLORADO AVALANCHE

Pepsi Center  
1000 Choppwe Cir, Denver CO, 80204 | Phone: 303-405-1100  
www.coloradoavalanche.com

## YEAR BY YEAR

	HOME					AWAY					OVERALL				
SEASON	GP	W	L	T	OTL	GP	W	L	T	OTL	GP	W	L	T	OTL
1993-94	2	0	2	0	-	2	1	0	1	-	4	1	2	1	-
1994-95	2	1	1	0	-	1	0	1	0	-	3	1	2	0	-
1995-96	1	0	1	0	-	1	0	0	1	-	2	0	1	1	-
1996-97	1	0	1	0	-	1	1	0	0	-	2	1	1	0	-
1997-98	1	0	1	0	-	1	0	1	0	-	2	0	2	0	-
1998-99	1	0	1	0	-	1	0	0	1	-	2	0	1	1	-
1999-00	0	0	0	0	0	1	1	0	0	0	1	1	0	0	0
2000-01	1	0	1	0	0	1	0	1	0	0	2	0	2	0	0
2001-02	0	0	0	0	0	1	0	1	0	0	1	0	1	0	0
2002-03	1	0	1	0	0	1	1	0	0	0	2	1	1	0	0
2003-04	1	0	1	0	0	0	0	0	0	0	1	0	1	0	0
2005-06	DID NOT PLAY														
2006-07	0	0	0	-	0	1	0	0	-	1	1	0	0	-	1
2007-08	1	0	0	-	1	0	0	0	-	0	1	0	0	-	1
2008-09	1	1	0	-	0	0	0	0	-	0	1	1	0	-	0
2009-10	1	1	0	-	0	1	0	1	-	0	2	1	1	-	0
2010-11	1	1	0	-	0	0	0	0	-	0	1	1	0	-	0
2011-12	0	0	0	-	0	1	0	0	-	1	1	0	0	-	1
2012-13	DID NOT PLAY														
2013-14	1	0	1	0	0	1	1	0	0	0	2	1	1	0	0
2014-15	1	0	1	0	0	1	1	0	0	0	2	1	1	0	0
TOTALS	17	4	12	0	1	16	6	5	3	2	33	10	17	3	3

## FAST FACTS

	OVERALL	AT HOME	ON ROAD
Last Win:	10/21/15	12/7/10	10/21/15
Last Loss:	1/24/14	1/24/14	1/18/12
Last Tie:	1/6/99	Never	1/6/99
Overtime Record:	1-4-3	1-1-0	0-3-3
Shutouts by Panthers:	1	1	0
Last Time:	12/21/08 (3-0)	12/21/08 (3-0)	Never
Shutouts of Panthers:	1	Never	1
Last Time:	3/11/10	Never	3/11/10
Shootout Record:	1-1	1-1	Never
Last Time:	12/2/09 (6-5)	12/2/09 (6-5)	Never
Most Goals:	6 (12/2/09)	6 (12/2/09)	4 (4 X) M R :
(2/6/07)			
Most Goals Against:	7 (3/3/99)	7 (3/3/99)	5 (3X) MR:
(2/6/07)			

Arena: Pepsi Center  
Capacity: 18,007  
Entered NHL: 1979-1980 Season

**Owner:** E. Stanley Kroenke  
**Executive Vice President/General Manager/Alternate Governor:** Joe Sakic  
**President & Governor:** Josh Kroenke  
**General Manager & Alternate Governor:** Greg Sherman  
**Head Coach:** Patrick Roy  
**Assistant Coach:** Tim Army, Dave Farrish  
**Goaltending Coach:** Francois Allaire

### 2014-15 Results

Oct. 21: Panthers (4) at Avalanche (3) [OT]  
Jan. 15: Panthers (2) vs. Avalanche (4)



## 2015-16 SCHEDULE VS. AVALANCHE

Oct. 27: Panthers vs. Avalanche  
Mar. 3: Panthers at Avalanche



# COLUMBUS BLUE JACKETS

Nationwide Arena

200 W. Nationwide Blvd., Columbus OH, 43215 | Phone: (614)-246-2000

www.bluejackets.com

## YEAR BY YEAR

	HOME					AWAY					OVERALL				
SEASON	GP	W	L	T	OTL	GP	W	L	T	OTL	GP	W	L	T	OTL
2000-01	1	0	0	0	1	1	1	0	0	0	2	1	0	0	1
2001-02	1	1	0	0	0	0	0	0	0	0	1	1	0	0	0
2002-03	0	0	0	0	0	1	0	1	0	0	1	0	1	0	0
2003-04	1	1	0	0	0	0	0	0	0	0	1	1	0	0	0
2005-06	1	0	0	-	1	0	0	0	-	0	1	0	0	-	1
2006-07	DID NOT PLAY														
2007-08	0	0	0	-	0	1	1	0	-	0	1	1	0	0	0
2008-09	1	0	1	-	0	0	0	0	-	0	1	0	1	-	0
2009-10	0	0	0	-	0	1	0	1	-	0	1	0	1	-	0
2010-11	1	0	0	-	1	1	0	0	-	1	2	0	0	-	2
2011-12	0	0	0	-	0	1	0	1	-	0	1	0	1	-	0
2012-13	DID NOT PLAY														
2013-14	1	0	1	0	0	2	0	2	0	0	3	0	3	0	0
2014-15	2	1	0	0	1	1	0	1	0	0	3	1	1	0	1
<b>TOTALS</b>	<b>9</b>	<b>3</b>	<b>2</b>	<b>0</b>	<b>4</b>	<b>9</b>	<b>2</b>	<b>6</b>	<b>0</b>	<b>1</b>	<b>18</b>	<b>5</b>	<b>8</b>	<b>0</b>	<b>5</b>

Arena: Nationwide Arena

Capacity: 18,500

Entered NHL: 2000-2001

**Majority Owner/Governor:** John P. McConnell

**President & Alternate Governor:** Mike Priest

**President, Hockey Operations/Alternate Governor:**  
John Davidson

**General Manager:** Jarmo Kekalainen

**Head Coach:** Todd Richards

**Assistant Coach:** Craig Hartsburg, Brad Larsen  
Kenny McCudden

**Goaltending Coach:** Ian Clark

## 2014-15 Results

Dec. 1: Panthers (1) at Blue Jackets (2)

Dec. 4: Panthers (3) vs. Blue Jackets (4) [SO]

Jan. 29: Panthers (3) vs. Blue Jackets (2)



## 2015-16 SCHEDULE VS. BLUE JACKETS

Dec. 4: Panthers at Blue Jackets

Dec. 27: Panthers vs. Blue Jackets

Feb. 27: Panthers at Blue Jackets

## FAST FACTS

	OVERALL	AT HOME	ON ROAD
Last Win:	1/29/15	1/29/15	11/21/07
Last Loss:	12/4/14 [SO]	12/4/14 [SO]	12/1/14
Last Tie:	Never	Never	Never
Overtime Record:	0-3-0	0-3-0	0-0-0
Shutouts by Panthers:	3	2	1
Last Time:	1/3/04 (1-0)	1/3/04 (1-0)	11/17/00 (3-0)
Shutouts of Panthers:	1	Never	1
Last Time:	12/9/09 (3-0)	Never	12/9/09 (3-0)
Shootout Record:	0-2	0-1	0-1
Last Time:	12/4/15 (4-3)	12/4/15 (4-3)	3/29/11 (2-3)
Most Goals:	6 (3/9/01)	6 (3/9/01)	5 (11/21/07)
Most Goals Against:	7 (3/9/01)	7 (3/9/01)	4 (3X) MR: (12/4/14)



# DALLAS STARS

American Airlines Center  
2500 Victory Ave, Dallas TX 75219 Phone: 214-222-3687  
www.dallasstars.com

## YEAR BY YEAR

	HOME				AWAY				OVERALL			
SEASON	GP	W	L	T OTL	GP	W	L	T OTL	GP	W	L	T OTL
1993-94	1	0	1	0 -	1	0	0	1 -	2	0	1	1 -
1994-95	DID NOT PLAY											
1995-96	1	1	0	0 -	1	0	0	1 -	2	1	0	1 -
1996-97	1	0	0	1 -	1	1	0	0 -	2	1	0	1 -
1997-98	1	1	0	0 -	1	0	1	0 -	2	1	1	0 -
1998-99	1	0	1	0 -	1	0	1	0 -	2	0	2	0 -
1999-00	1	0	1	0 0	1	0	1	0 0	2	0	2	0 0
2000-01	1	1	0	0 0	0	0	0	0 0	1	1	0	0 0
2001-02	1	0	1	0 0	1	1	0	0 0	2	1	1	0 0
2002-03	1	0	1	0 0	1	1	0	0 0	2	1	1	0 0
2003-04	1	1	0	0 0	0	0	0	0 0	1	1	0	0 0
2005-06	0	0	0	- 0	1	0	1	- 0	1	0	1	- 0
2006-07	1	1	0	- 0	0	0	0	- 0	1	1	0	- 0
2007-08	DID NOT PLAY											
2008-09	1	0	1	- 0	1	1	0	- 0	2	1	1	- 0
2009-10	0	0	0	- 0	1	1	0	- 0	1	1	0	- 0
2010-11	1	0	1	- 0	0	0	0	- 0	1	0	1	- 0
2011-12	0	0	0	- 0	1	1	0	- 0	1	1	0	- 0
2012-13	DID NOT PLAY											
2013-14	1	1	0	0 0	1	1	0	0 0	2	2	0	0 0
2014-15	1	0	0	0 1	1	0	1	0 0	2	0	1	0 1
TOTALS	15	6	7	1 1	14	7	5	2 0	29	13	12	3 1

## FAST FACTS

	OVERALL	AT HOME	ON ROAD
Last Win:	1/29/15	1/29/15	11/21/07
Last Loss:	3/5/15 [SO]	3/5/15 [SO]	2/13/15
Last Tie:	Never	Never	Never
Overtime Record:	3-1-3	1-1-1	2-0-2
Shutouts by Panthers:	3	2	1
Last Time:	1/3/04 (1-0)	1/3/04 (1-0)	11/17/00 (3-0)
Shutouts of Panthers:	3	1	2
Last Time:	12/9/09 (3-0)	Never	12/9/09 (3-0)
Shootout Record:	1-1	0-1	1-0
Last Time:	2/13/15 (2-0)	12/4/15 (4-3)	2/13/15 (2-0)
Most Goals:	6 (3/9/01)	6 (3/9/01)	5 (11/21/07)
Most Goals Against:	7 (3/9/01)	7 (3/9/01)	4 (3X) MR: (12/4/14)

Arena: American Airlines Center  
Capacity: 18,500  
Entered NHL: 1967-1968 (Minnesota)

**Owner and Governor:** Tom Gaglardi  
**President, CEO and Alternate Governor:** James R. Lites  
**General Manager:** Jim Nill  
**Head Coach:** Lindy Ruff  
**Assistant Coach:** Curt Fraser, James Patrick  
**Goaltending Coach:** Jeff Reese

### 2014-15 Results

Feb. 13: Panthers (0) at Stars (2)  
Mar. 5: Panthers (3) vs. Stars (4) [SO]



## 2015-16 SCHEDULE VS. STARS

Oct. 17: Panthers vs. Stars  
Oct. 24: Panthers at Stars

OPPONENTS





# DETROIT RED WINGS

Joe Louis Arena  
19 Steve Yzerman Drive, Detroit MI, 48226 | Phone: (313)-396-7000  
www.detroitredwings.com

## YEAR BY YEAR

SEASON	HOME					AWAY					OVERALL				
	GP	W	L	T	OTL	GP	W	L	T	OTL	GP	W	L	T	OTL
1993-94	1	0	1	0	-	1	0	1	0	-	2	0	2	0	-
1994-95	DID NOT PLAY														
1995-96	1	1	0	0	-	1	0	1	0	-	2	1	1	0	-
1996-97	1	0	1	0	-	1	1	0	0	-	2	1	1	0	-
1997-98	1	0	0	1	-	1	0	1	0	-	2	0	1	1	-
1998-99	1	0	1	0	-	1	0	0	1	-	2	0	1	1	-
1999-00	1	0	0	1	0	0	0	0	0	0	1	0	0	1	0
2000-01	1	0	1	0	0	1	0	0	1	0	2	0	1	1	0
2001-02	1	0	0	0	1	0	0	0	0	0	1	0	0	0	1
2002-03	1	0	0	0	1	1	0	0	1	0	2	0	0	1	1
2003-04	0	0	0	0	0	1	0	1	0	0	1	0	1	0	0
2005-06	1	1	0	-	0	0	0	0	-	0	1	1	0	-	0
2006-07	DID NOT PLAY														
2007-08	0	0	0	-	0	1	0	1	0	0	1	0	1	0	0
2008-09	1	0	1	-	0	0	0	0	0	0	1	0	1	-	0
2009-10	0	0	0	-	0	1	1	0	-	0	1	1	0	-	0
2010-11	1	0	1	-	0	0	0	0	-	0	1	0	1	-	0
2011-12	0	0	0	-	0	1	0	0	-	1	1	0	0	-	1
2012-13	DID NOT PLAY														
2013-14	3	1	2	0	0	2	2	0	0	0	5	3	2	0	0
2014-15	2	1	1	0	0	2	2	0	0	0	4	3	1	0	0
TOTALS	15	3	8	2	2	13	4	5	3	1	28	7	13	5	3

Arena: Joe Louis Arena  
Capacity: 20,066  
Entered NHL: 1926-1927 Season

**Owner & Governor:** Mike Ilitch  
**General Manager and Executive Vice President:** Ken Holland  
**Head Coach:** Jeff Blashill  
**Assistant Coach:** Tony Granato, Keith McKittrick, Pat Ferschweiler  
**Goaltending Coach:** Jim Bedard

### 2014-15 Results

Dec. 2: Panthers (4) at Red Wings (3)  
Dec. 12: Panthers (3) at Red Wings (2) [SO]  
Jan. 27: Panthers (4) vs. Red Wings (5)  
Mar. 19: Panthers (3) vs. Red Wings (1)



## 2015-16 SCHEDULE VS. RED WINGS

Nov. 29: Panthers at Red Wings  
Feb. 4: Panthers vs. Red Wings  
Feb. 8: Panthers at Red Wings  
Mar. 19: Panthers vs. Red Wings

## FAST FACTS

	OVERALL	AT HOME	ON ROAD
Last Win:	3/19/15	3/19/15	12/12/14 (SO)
Last Loss:	1/27/15	1/27/15	12/1/14
Last Tie:	Never	Never	Never
Overtime Record:	2-3-5	1-3-2	1-0-3
Shutouts by Panthers:	3	2	1
Last Time:	1/3/04 (1-0)	1/3/04 (1-0)	11/17/00 (3-0)
Shutouts of Panthers:	1	Never	1
Last Time:	12/9/09 (3-0)	Never	12/9/09 (3-0)
Shootout Record:	3-1	1-0	2-1
Last Time:	12/4/15 (4-3)	12/4/15 (4-3)	12/12/14 (3-2)
Most Goals:	6 (3/9/01)	6 (3/9/01)	5 (11/21/07)
Most Goals Against:	7 (3/9/01)	7 (3/9/01)	4 (3X) MR: (12/4/14)



# EDMONTON OILERS

Rexall Place  
7424 118 Avenue, N.W. Edmonton, Alberta Canada T5B 0X2 | Phone: (780)-414-4625  
www.edmontonoilers.com

## YEAR BY YEAR

	HOME				AWAY				OVERALL			
SEASON	GP	W	L	T OTL	GP	W	L	T OTL	GP	W	L	T OTL
1993-94	1	0	0	1 -	1	1	0	0 -	2	1	0	1 -
1994-95	DID NOT PLAY											
1995-96	1	1	0	0 -	1	1	0	0 -	2	2	0	0 -
1996-97	1	1	0	0 -	1	0	1	0 -	2	1	1	0 -
1997-98	1	0	1	0 -	1	0	1	0 -	2	0	2	0 -
1998-99	1	1	0	0 -	0	0	0	0 -	1	1	0	0 -
1999-00	1	1	0	0 0	1	0	0	1 0	2	1	0	1 0
2000-01	1	0	0	1 0	0	0	0	0 0	1	0	0	1 0
2001-02	1	1	0	0 0	1	0	1	0 0	2	1	1	0 0
2002-03	1	0	1	0 0	0	0	0	0 0	1	0	1	0 0
2003-04	0	0	0	0 0	1	0	1	0 0	1	0	1	0 0
2005-06	DID NOT PLAY											
2006-07	0	0	0	- 0	1	0	1	- 0	1	0	1	- 0
2007-08	1	0	0	- 1	0	0	0	- 0	1	0	0	- 1
2008-09	0	0	0	- 0	1	1	0	- 0	1	1	0	- 0
2009-10	1	0	0	- 1	0	0	0	- 0	1	0	0	- 1
2010-11	0	0	0	- 0	1	0	1	- 0	1	0	1	- 0
2011-12	1	0	0	- 1	0	0	0	- 0	1	0	0	- 1
2012-13	DID NOT PLAY											
2013-14	1	0	0	0 1	1	0	1	0 0	2	0	1	0 1
2014-15	1	0	0	0 1	1	1	0	0 0	2	1	0	0 1
TOTALS	14	5	2	2 5	12	4	7	1 0	26	9	9	3 5

## FAST FACTS

	OVERALL	AT HOME	ON ROAD
Last Win:	1/11/15	3/8/02	1/11/15
Last Loss:	1/17/15	1/17/15	11/21/13
Overtime Record:	0-1-3	0-1-2	0-0-1
Shutouts by Panthers:	1	Never	1
Last Time:	12/11/08 (2-0)	Never	12/11/08 (2-0)
Shutouts of Panthers:	3	2	1
Last Time:	12/7/02 (4-0)	12/7/02 (4-0)	1/15/97 (4-0)
Shootout Record:	0-4	0-4	Never
Last Time:	1/17/15	1/17/15	Never
Most Goals:	6 (12/15/96)	6 (12/15/96)	5 (3/9/94)
Most Goals Against:	6 (10/20/01)	4 (5X) (1/24/08)	6 (10/20/01)

Arena: Rexall Place  
Capacity: 16,839  
Entered NHL: 1979-1980 Season

**Owner & Governor:** Daryl Katz  
**President of Hockey Operations and General Manager:** Peter Chiarelli  
**Senior Vice President of Hockey Operations:** Craig McTavish  
**Head Coach:** Todd McClellan  
**Assistant Coaches:** Ian Herbers, Jim Johnson, Jay Woodcroft  
**Goaltending Coach:** Dustin Schwartz

### 2014-15 Results

Jan. 11: Panthers (4) vs. Oilers (2)  
Jan. 17: Panthers (2) at Oilers (3) [SO]



## 2015-16 SCHEDULE VS. OILERS

Jan. 10: Panthers at Oilers  
Jan. 18: Panthers vs. Oilers

OPPONENTS



# LOS ANGELES KINGS

Staples Center  
1111 South Figueroa Street, Los Angeles CA, 90015 | Phone: (213)-742-7100  
www.lakings.com

## YEAR BY YEAR

	HOME				AWAY				OVERALL			
SEASON	GP	W	L	T OTL	GP	W	L	T OTL	GP	W	L	T OTL
1993-94	1	0	0	1 -	1	1	0	0 -	2	1	0	1 -
1994-95	DID NOT PLAY											
1995-96	1	1	0	0 -	1	0	1	0 -	2	1	1	0 -
1996-97	1	1	0	0 -	1	1	0	0 -	2	2	0	0 -
1997-98	1	0	0	1 -	1	0	1	0 -	2	0	1	1 -
1998-99	1	0	0	1 -	1	0	1	0 -	2	0	1	1 -
1999-00	1	1	0	0 0	1	0	1	0 0	2	1	1	0 0
2000-01	0	0	0	0 0	1	1	0	0 0	1	1	0	0 0
2001-02	1	1	0	0 0	1	0	1	0 0	2	1	1	0 0
2002-03	0	0	0	0 0	1	1	0	0 0	1	1	0	0 0
2003-04	1	0	1	0 0	0	0	0	0 0	1	0	1	0 0
2005-06	0	0	0	- 0	1	0	1	- 0	1	0	1	- 0
2006-07	1	0	1	- 0	0	0	0	- 0	1	0	1	- 0
2007-08	DID NOT PLAY											
2008-09	0	0	0	0 0	1	0	1	- 0	1	0	1	- 0
2009-10	1	0	0	- 1	0	0	0	- 0	1	0	0	- 1
2010-11	0	0	0	- 0	1	0	1	- 0	1	0	1	- 0
2011-12	1	1	0	- 0	1	0	1	- 0	2	1	1	- 0
2012-13	DID NOT PLAY											
2013-14	1	0	1	0 0	1	0	1	0 0	2	0	2	0 0
2014-15	1	1	0	0 0	1	0	1	0 0	2	1	1	0 0
TOTALS	12	5	3	3 1	14	4	10	0 0	26	9	13	3 1

Arena: Staples Center  
Capacity: 18,118  
Entered NHL: 1967-1968

**Owners:** Philip F. Anschutz, Edward Roski  
**President/General Manager:** Dean Lombardi  
**Head Coach:** Darryl Sutter  
**Associate Coaches:** John Stevens, Davis Payne  
**Goaltending Coach:** Bill Ranford

### 2014-15 Results

Nov. 18: Panthers (2) vs. Kings (5)  
Feb. 5: Panthers (3) vs. Kings (2)



## 2015-16 SCHEDULE VS. KINGS

Nov. 7: Panthers at Kings  
Nov. 23: Panthers vs. Kings

## FAST FACTS

	OVERALL	AT HOME	ON ROAD
Last Win:	2/5/15	2/5/15	11/27/02
Last Loss:	2/5/15	10/13/13	2/5/15
Overtime Record:	0-0-3	0-0-3	Never
Shutouts by Panthers:	1	Never	1
Last Time:	3/22/14 (4-0)	10/13/13 (3-0)	3/22/14 (4-0)
Shutouts of Panthers:	3	2	1
Last Time:	2/3/07 (7-0)	2/3/07 (7-0)	Never
Shootout Record:	0-1	0-1	Never
Last Time:	11/16/09 (3-4)	11/16/09 (3-4)	Never
Most Goals:	6 (12/8/93)	5 (11/26/95)	6 (12/8/93)
Most Goals Against:	7 (2/3/07)	7 (2/3/07)	5 (12/8/93)









# MINNESOTA WILD

Xcel Energy Center  
199 Kellogg Blvd., Saint Paul MN, 55102 Phone: (651)-222-9453  
www.wild.com

## YEAR BY YEAR

SEASON	HOME					AWAY					OVERALL				
	GP	W	L	T	OTL	GP	W	L	T	OTL	GP	W	L	T	OTL
2000-01	1	1	0	0	0	1	0	0	1	0	2	1	0	1	0
2001-02	0	0	0	0	0	1	0	1	0	0	1	0	1	0	0
2002-03	1	0	1	0	0	1	0	1	0	0	2	0	2	0	0
2003-04	1	0	1	0	0	0	0	0	0	0	1	0	1	0	0
2005-06	DID NOT PLAY														
2006-07	0	0	0	-	0	1	0	1	-	0	1	0	1	-	0
2007-08	1	0	1	-	0	0	0	0	-	0	1	0	1	-	0
2008-09	1	0	1	-	0	0	0	0	-	0	1	0	1	-	0
2009-10	0	0	0	-	0	1	1	0	-	0	1	1	0	-	0
2010-11	1	1	0	-	0	0	0	0	-	0	1	1	0	-	0
2011-12	1	0	0	-	1	1	0	0	-	1	2	0	0	-	2
2012-13	DID NOT PLAY														
2013-14	1	1	0	0	0	1	0	1	0	0	2	1	1	0	0
2014-15	1	0	1	-	0	1	0	1	-	0	2	0	2	-	0
TOTALS	9	3	4	0	1	8	1	4	1	1	17	4	10	1	2

Arena: Xcel Energy Center  
Capacity: 18,568  
Entered NHL: 2000-2001 Season

**Owner & Governor:** Craig Leipold  
**Executive Vice President & General Manager:** Chuck Fletcher  
**Head Coach:** Michael Yeo  
**Assistant Coaches:** Andrew Brunette, Darryl Sydor, Rick Wilson, Darby Hendrickson  
**Goaltending Coach:** Bob Mason

## 2014-15 Results

Nov. 24: Panthers (1) vs. Wild (4)  
Feb. 12: Panthers (1) vs. Wild (2)



## 2015-16 SCHEDULE VS. WILD

Jan.3: Panthers vs. Wild  
Feb. 28: Panthers at Wild

## FAST FACTS

	OVERALL	AT HOME	ON ROAD
Last Win:	10/19/13	10/19/13	3/9/10
Last Loss:	2/12/15	11/24/14	2/12/15
Last Tie:	10/22/00	Never	10/22/00
Overtime Record:	0-1-1	Never	0-1-1
Shutouts by Panthers:	1	Never	1
Last Time:	10/22/00 (0-0)	Never	10/22/00 (0-0)
Shutouts of Panthers:	2	Never	2
Last Time:	11/29/01 (0-0)	Never	11/29/01 (6-0)
Shootout Record:	2-1	1-1	1-0
Last Time:	10/19/13 (2-1)	10/19/13 (2-1)	3/9/10 (3-2)
Most Goals:	3 (2X) MR: (3/9/10)	3 (10/24/03)	3 (3/9/10)
Most Goals Against:	6 (2X) (10/16/08)	6 (10/16/08)	6 (11/29/01)



# MONTREAL CANADIENS

Bell Centre

1909 Avenue de Canadiens-de-Montreal, Montreal Quebec Canada H4B 5G0

Phone: (514)-932-2582

## YEAR BY YEAR

SEASON	HOME				AWAY				OVERALL			
	GP	W	L	T OTL	GP	W	L	T OTL	GP	W	L	T OTL
1993-94	1	0	0	1 -	1	1	0	0 -	2	1	0	1 -
1994-95	DID NOT PLAY											
1995-96	1	1	0	0 -	1	1	0	0 -	2	2	0	0 -
1996-97	1	1	0	0 -	1	0	1	0 -	2	1	1	0 -
1997-98	1	0	1	0 -	1	0	1	0 -	2	0	2	0 -
1998-99	1	1	0	0 -	0	0	0	0 -	1	1	0	0 -
1999-00	1	1	0	0 0	1	0	0	1 0	2	1	0	1 0
2000-01	1	0	0	1 0	0	0	0	0 0	1	0	0	1 0
2001-02	1	1	0	0 0	1	0	1	0 0	2	1	1	0 0
2002-03	1	0	1	0 0	0	0	0	0 0	1	0	1	0 0
2003-04	0	0	0	0 0	1	0	1	0 0	1	0	1	0 0
2005-06	DID NOT PLAY											
2006-07	0	0	0	- 0	1	0	1	- 0	1	0	1	- 0
2007-08	1	0	0	- 1	0	0	0	- 0	1	0	0	- 1
2008-09	0	0	0	- 0	1	1	0	- 0	1	1	0	- 0
2009-10	1	0	0	- 1	0	0	0	- 0	1	0	0	- 1
2010-11	0	0	0	- 0	1	0	1	- 0	1	0	1	- 0
2011-12	1	0	0	- 1	0	0	0	- 0	1	0	0	- 1
2012-13	DID NOT PLAY											
2013-14	1	0	0	0 1	1	0	1	0 0	2	0	1	0 1
2014-15	1	0	0	0 1	1	1	0	0 0	2	1	0	0 1
TOTALS	14	5	2	2 5	12	4	7	1 0	26	9	9	3 5

## FAST FACTS

	OVERALL	AT HOME	ON ROAD
Last Win:	1/11/15	3/8/02	1/11/15
Last Loss:	1/17/15	1/17/15	11/21/13
Overtime Record:	0-1-3	0-1-2	0-0-1
Shutouts by Panthers:	1	Never	1
Last Time:	12/11/08 (2-0)	Never	12/11/08 (2-0)
Shutouts of Panthers:	3	2	1
Last Time:	12/7/02 (4-0)	12/7/02 (4-0)	1/15/97 (4-0)
Shootout Record:	0-4	0-4	Never
Last Time:	1/17/15	1/17/15	Never
Most Goals:	6 (12/15/96)	6 (12/15/96)	5 (3/9/94)
Most Goals Against:	6 (10/20/01)	4 (5X) (1/24/08)	6 (10/20/01)

Arena: Bell Centre

Capacity: 21,273

Entered NHL: 1917-1918 Season

**Owner, President, & CEO:** Geoff Molson

**Executive Vice President & COO:** Kevin Gilmore

**Executive Vice President & GM:** Marc Bergevin

**Head Coach:** Michel Therrien

**Assistant Coach:** Dan Lacroix, Clement Jodoin, Jean-Jacques Daigneault

**Goaltending Coach:** Stephane Waite

### 2014-15 Results

Dec. 30: Panthers (1) vs. Canadiens (2) [SO]

Feb. 19: Panthers (3) at Canadiens (2) [SO]

Mar. 17: Panthers (2) vs. Canadiens (3)

Mar. 28: Panthers (2) at Canadiens (3) [OT]

Apr. 5: Panthers (1) vs. Canadiens (4)



## 2015-16 SCHEDULE VS. CANADIENS

Dec. 29: Panthers vs. Canadiens

Mar. 15: Panthers at Canadiens

Apr. 2: Panthers vs. Canadiens

Apr. 5: Panthers at Canadiens

OPPONENTS



# NASHVILLE PREDATORS

Bridgestone Arena  
501 Broadway, Nashville TN 37203 | Phone: (615)770-2355  
www.nashvillepredators.com

## YEAR BY YEAR

	HOME					AWAY					OVERALL				
SEASON	GP	W	L	T	OTL	GP	W	L	T	OTL	GP	W	L	T	OTL
1998-99	1	1	0	0	-	1	1	0	0	-	2	2	0	0	-
1999-00	1	1	0	0	0	1	1	0	0	0	2	2	0	0	0
2000-01	0	0	0	0	0	1	0	0	1	0	1	0	0	1	0
2001-02	1	0	0	1	0	1	0	1	0	0	2	0	1	1	0
2002-03	1	0	0	0	1	0	0	0	0	0	1	0	0	0	1
2003-04	0	0	0	0	0	1	0	0	1	0	1	0	0	1	0
2005-06	1	1	0	-	0	0	0	0	-	0	1	1	0	-	0
2006-07	DID NOT PLAY														
2007-08	0	0	0	-	0	1	0	1	-	0	1	0	1	-	0
2008-09	1	1	0	-	0	1	0	0	-	1	2	1	0	-	1
2009-10	1	0	0	-	1	1	0	1	-	0	2	0	1	-	1
2010-11	1	1	0	-	0	1	0	1	-	0	2	1	1	-	0
2011-12	1	0	1	-	0	0	0	0	-	0	1	0	1	-	0
2012-13	DID NOT PLAY														
2013-14	1	1	0	0	0	1	0	1	0	0	2	1	1	0	0
2014-15	1	0	0	0	1	1	0	0	0	1	2	0	0	0	2
TOTALS	11	6	1	1	3	11	2	5	2	2	22	8	6	3	5

Arena: Bridgestone Arena  
Capacity: 20,000  
Entered NHL: 1998-1999 Season

**Chairman & Governor:** Thomas Cigarran  
**President of Hockey Operations / General Manager:** David Poile  
**Head Coach:** Peter Laviolette  
**Assistant Coaches:** Phil Housley, Kevin McCarthy  
**Goaltending Coach:** Ben Vanderklok

## 2014-15 Results

Nov. 22: Panthers (2) at Predators (3) [SO]  
Feb. 8: Panthers (2) vs. Predators (3) [SO]



## FAST FACTS

	OVERALL	AT HOME	ON ROAD
Last Win:	1/4/14	1/4/14	12/11/99
Last Loss:	2/8/15 [SO]	2/8/15 [SO]	11/22/14 [SO]
Overtime Record:	0-2-3	0-2-1	0-0-2
Shutouts by Panthers:	2	1	1
Last Time:	12/23/08 (3-0)	12/23/08 (3-0)	10/10/98 (1-0)
Shutouts of Panthers:	2	Never	2
Last Time:	12/11/10 (3-0)	Never	12/11/10 (3-0)
Shootout Record:	1-3	1-1	1-2
Last Time:	2/8/15 (3-2)	2/8/15 (3-2)	11/22/14 (3-2)
Most Goals:	7 (12/13/05)	7 (12/13/05)	4 (12/11/99)
Most Goals Against:	4 (2X) MR: (11/28/09)	3(4X)MR: 3/3/12	4(2X)MR: 11/28/09

## 2015-16 SCHEDULE VS. PREDATORS

Dec. 3: Panthers at Predators  
Feb. 13: Panthers vs. Predators



# NEW JERSEY DEVILS

Prudential Center  
25 Lafayette Street, Newark NJ 07102 | Phone: (973)-757-6100  
www.newjerseydevils.com

## YEAR BY YEAR

	HOME				AWAY				OVERALL			
SEASON	GP	W	L	T OTL	GP	W	L	T OTL	GP	W	L	T OTL
1993-94	3	0	1	2 -	2	0	2	0 -	5	0	3	2 -
1994-95	2	1	1	0 -	2	0	2	0 -	4	1	3	0 -
1995-96	3	3	0	0 -	3	2	1	0 -	6	5	1	0 -
1996-97	2	1	0	1 -	3	1	1	1 -	5	2	1	2 -
1997-98	3	1	2	0 -	2	1	0	1 -	5	2	2	1 -
1998-99	2	0	1	1 -	2	0	1	1 -	4	0	2	2 -
1999-00	2	1	1	0 0	2	0	1	0 1	4	1	2	0 1
2000-01	2	0	2	0 0	2	0	1	0 1	4	0	3	0 1
2001-02	2	0	2	0 0	2	1	1	0 0	4	1	3	0 0
2002-03	2	0	2	0 0	2	1	1	0 0	4	1	3	0 0
2003-04	2	0	1	0 1	2	1	1	0 0	4	1	2	0 1
2005-06	2	1	1	- 0	2	0	2	- 0	4	1	3	- 0
2006-07	2	1	0	- 1	2	0	2	- 0	4	1	2	- 1
2007-08	2	1	1	- 0	2	1	1	- 0	4	2	2	- 0
2008-09	2	1	0	- 1	2	0	2	- 0	4	1	2	- 1
2009-10	2	1	1	- 0	2	1	1	- 0	4	2	2	- 0
2010-11	2	1	1	- 0	2	1	1	- 0	4	2	2	- 0
2011-12	2	1	0	- 1	2	1	1	- 0	4	2	1	- 1
2012-13	1	1	0	- 0	2	0	2	- 0	3	1	2	- 0
2013-14	1	1	0	0 0	2	0	2	0 0	3	1	1	0 1
2014-15	2	1	1	0 0	1	0	1	0 0	3	1	2	0 0
TOTALS	43	17	18	4 4	42	11	27	3 2	86	28	44	7 7

## FAST FACTS

	OVERALL	AT HOME	ON ROAD
Last Win:	4/11/15	4/11/15	2/11/12
Last Loss:	1/31/15	10/11/14	1/31/15
Overtime Record:	5-5-7	3-2-4	2-3-3
Shutouts by Panthers:	5	5	Never
Last Time:	2/17/09 (4-0)	2/17/09 (4-0)	Never
Shutouts of Panthers:	6	1	5
Last Time:	1/20/10 (2-0)	12/22/00 (2-0)	1/20/10 (2-0)
Shootout Record:	0-2	0-2	Never
Last Time:	12/13/11 (2-3)	12/13/11 (2-3)	Never
Most Goals:	5 (3X) MR: (10/30/00)	5 (4/3/00)	5 (3X) MR: (10/30/00)
Most Goals Against:	7 (2/28/09)	5 (3X) MR: 10/11/14	7 (2/28/09)

Arena: Prudential Center  
Capacity: 18,711  
Entered NHL: 1974-1975 Season

**Owners:** Josh Harris, David Blitzer  
**General Manager:** Ray Shero  
**CEO:** Scott O'Neil  
**Head Coach:** John Hynes  
**Assistant Coaches:** Alain Nasreddine, Geoff Ward  
**Goaltending Coach:** Chris Terreri

### 2014-15 Results

Oct. 11: Panthers (1) vs. Devils (5)  
Jan. 31: Panthers (1) at Devils (3)  
Apr. 11: Panthers (3) vs. Devils (2)



## 2015-16 SCHEDULE VS. DEVILS

Dec. 6: Panthers at Devils  
Dec. 17: Panthers at Devils  
Mar. 31: Panthers vs. Devils

OPPONENTS





# NEW YORK ISLANDERS

Barclays Center

620 Atlantic Ave, Brooklyn, NY 11217 | Phone: (917) 618-6100

www.newyorkislanders.com

## YEAR BY YEAR

	HOME					AWAY					OVERALL				
SEASON	GP	W	L	T	OTL	GP	W	L	T	OTL	GP	W	L	T	OTL
1993-94	2	2	0	0	-	3	3	0	0	-	5	5	0	0	-
1994-95	2	0	2	0	-	2	0	1	1	-	4	0	3	1	-
1995-96	3	2	1	0	-	2	1	0	1	-	5	3	1	1	-
1996-97	3	2	0	1	-	3	1	2	0	-	6	3	2	1	-
1997-98	2	0	0	2	-	3	2	1	0	-	5	2	1	2	-
1998-99	3	2	1	0	-	2	1	1	0	-	5	3	2	0	-
1999-00	2	2	0	0	0	2	1	1	0	0	4	3	1	0	0
2000-01	2	0	2	0	0	2	1	1	0	0	4	1	3	0	0
2001-02	2	0	1	1	0	2	1	1	0	0	4	1	2	1	0
2002-03	2	0	0	2	0	2	0	1	0	1	4	0	1	2	1
2003-04	2	1	1	0	0	2	0	2	0	0	4	1	3	0	0
2005-06	2	1	1	-	0	2	1	0	-	1	4	2	1	-	1
2006-07	2	1	1	-	0	2	0	0	-	2	4	1	1	-	2
2007-08	2	2	0	-	0	2	2	0	-	0	4	4	0	-	0
2008-09	2	2	0	-	0	2	0	2	-	0	4	2	2	-	0
2009-10	2	2	0	-	0	2	1	0	-	1	4	3	0	-	1
2010-11	2	1	0	-	1	2	1	1	-	0	4	2	1	-	1
2011-12	2	1	0	-	1	2	2	0	-	0	4	3	0	-	1
2012-13	1	0	1	-	0	2	0	2	-	0	3	0	3	-	0
2013-14	1	1	0	0	0	2	1	1	0	0	3	2	1	0	0
2014-15	2	1	0	0	1	1	1	0	0	0	3	2	0	0	1
TOTALS	43	23	11	6	2	44	20	17	2	5	84	41	28	8	7

Arena: Barclays Center

Capacity: 18,103

Entered NHL: 1972-1973 Season

**Governor:** Charles Wang

**President/ General Manager:** Garth Snow

**Head Coach:** Jack Capuano

**Assistant Coaches:** Doug Weight, Bob Corkum, Matt Bertani

**Goaltending Coach:** Mike Dunham

## 2014-15 Results

Nov. 14: Panthers (3) vs. Islanders (4)

Feb. 3: Panthers (4) vs. Islanders (2)

Mar. 7: Panthers (4) vs. Islanders (3)



## 2015-16 SCHEDULE VS. ISLANDERS

Nov. 27: Panthers vs. Islanders

Dec. 15: Panthers at Islanders

Mar. 14: Panthers at Islanders

## FAST FACTS

	OVERALL	AT HOME	ON ROAD
Last Win:	3/7/15 [SO]	3/7/15 [SO]	2/3/15
Last Loss:	11/14/14 [SO]	3/16/13	11/14/14 [SO]
Overtime Record:	2-4-8	0-1-6	2-3-2
Shutouts by Panthers:	7	4	3
Last Time:	10/8/11 (2-0)	1/31/10 (2-0)	10/8/11 (2-0)
Shutouts of Panthers:	3	2	1
Last Time:	10/6/01 (3-0)	10/6/01 (3-0)	2/15/97 (1-0)
Shootout Record:	2-6	2-3	1-3
Last Time:	3/7/15 (4-3)	11/14/14 (4-3)	3/7/15 (4-3)
Most Goals:	8 (3/17/07)	8 (3/17/07)	7 (12/14/09)
Most Goals Against:	7 (3/19/97)	6 (2/4/02)	7 (3/19/97)



# NEW YORK RANGERS

Madison Square Garden  
4 Pennsylvania Plaza, New York NY 10001 | Phone: (212)-465-6741  
www.newyorkrangers.com

## YEAR BY YEAR

SEASON	GP	HOME					AWAY					OVERALL					
		W	L	T	OTL		GP	W	L	T	OTL		GP	W	L	T	OTL
1993-94	3	2	1	0	-		2	0	2	0	-		5	2	3	0	-
1994-95	2	0	2	0	-		2	1	0	1	-		4	1	2	1	-
1995-96	2	1	1	0	-		3	1	1	1	-		5	2	2	1	-
1996-97	3	2	0	1	-		3	1	1	1	-		6	3	1	2	-
1997-98	3	0	3	0	-		2	1	0	1	-		5	1	3	1	-
1998-99	2	1	1	0	-		2	1	1	0	-		4	2	2	0	-
1999-00	2	2	0	0	0	0	2	1	1	0	0		4	3	1	0	0
2000-01	2	1	1	0	0	0	2	0	2	0	0		4	1	3	0	0
2001-02	2	0	2	0	0	0	2	1	1	0	0		4	1	3	0	0
2002-03	2	0	1	0	1	1	2	1	1	0	0		4	1	2	0	1
2003-04	2	1	0	1	0	0	2	0	2	0	0		4	1	2	1	0
2005-06	2	1	0	-	1	1	2	0	2	-	0		4	1	2	-	1
2006-07	2	1	0	-	1	1	2	1	1	-	0		4	2	1	-	1
2007-08	2	2	0	-	0	0	2	0	2	-	0		4	2	2	-	0
2008-09	2	1	0	-	1	1	2	2	0	-	0		4	3	0	-	1
2009-10	2	0	1	-	1	1	2	1	1	-	0		4	1	2	-	1
2010-11	2	1	1	-	0	0	2	1	1	-	0		4	2	2	-	0
2011-12	2	1	1	-	0	0	2	0	1	-	1		4	1	2	-	1
2012-13	1	1	0	-	0	0	2	1	1	-	0		3	2	1	-	0
2013-14	1	0	0	0	1	1	2	0	1	0	0		3	0	2	0	1
2014-15	1	0	1	0	0	0	2	0	2	0	0		3	0	3	0	0
TOTALS	42	18	17	2	6	6	44	14	24	4	1		86	0	41	6	7

## FAST FACTS

	OVERALL	AT HOME	ON ROAD
Last Win:	4/23/13	4/23/13	3/21/13
Last Loss:	3/15/15	12/31/15	3/15/15
Overtime Record:	1-3-6	1-1-2	0-2-4
Shutouts by Panthers:	5	3	2
Last Time:	1/2/11 (3-0)	1/2/11 (3-0)	11/30/08 (4-0)
Shutouts of Panthers:	9	3	6
Last Time:	3/22/11 (1-0)	11/26/10 (3-0)	3/22/11 (1-0)
Shootout Record:	3-5	3-5	Never
Last Time:	12/31/13 (1-2)	12/31/13 (1-2)	Never
Most Goals:	6 (2X) MR: (11/26/99)	6 (2X)MR: (11/26/99)	5(2X)MR: (10/6/96)
Most Goals Against:	7 (12/22/96)	5 (4X) MR: 12/31/14	7 (12/22/96)

Arena: Madison Square Garden  
Capacity: 18,200  
Entered NHL: 1926-1927 Season

### Executive Chairman, Madison Square Garden:

James L. Dolan

**President & Alternate Governor:** Glen Sather

**General Manager:** Jeff Gorton

**Head Coach:** Alain Vigneault

**Associate Coach:** Scott Arniel

**Assistant Coaches:** Ulf Samuelsson, Darryl Williams

**Goaltending Coach:** Benoit Allaire

### 2014-15 Results

Dec. 31: Panthers (2) vs. Rangers (5)

Feb. 2: Panthers (3) at Rangers (6)

Mar. 15: Panthers (1) at Rangers (2)



## 2015-16 SCHEDULE VS. RANGERS

Nov. 21: Panthers vs. Rangers

Jan. 2: Panthers vs. Rangers

Mar. 21: Panthers at Rangers



# OTTAWA SENATORS

Canadian Tire Center

1000 Palladium Drive, Ottawa ON Canada K2V 1A5 | Phone: (613)-599-0200

www.ottawasenators.com

## YEAR BY YEAR

SEASON	HOME				AWAY				OVERALL			
	GP	W	L	T OTL	GP	W	L	T OTL	GP	W	L	T OTL
1993-94	2	1	0	1 -	2	2	0	0 -	4	3	0	1 -
1994-95	2	2	0	0 -	2	2	0	0 -	4	4	0	0 -
1995-96	2	2	0	0 -	2	1	1	0 -	4	3	1	0 -
1996-97	2	1	1	0 -	2	0	1	1 -	4	1	2	1 -
1997-98	2	0	2	0 -	2	0	1	1 -	4	0	3	1 -
1998-99	2	1	1	0 -	2	2	0	0 -	4	3	1	0 -
1999-00	2	1	1	0 0	2	0	2	0 0	4	1	3	0 0
2000-01	2	1	0	0 1	2	0	2	0 0	4	1	2	0 1
2001-02	2	0	2	0 0	2	1	1	0 0	4	1	3	0 0
2002-03	2	0	2	0 0	2	1	0	0 1	4	1	2	0 1
2003-04	2	0	2	0 0	2	1	0	0 1	4	1	2	0 1
2005-06	2	1	1	- 0	2	1	1	- 0	4	2	2	- 0
2006-07	2	0	2	- 0	2	0	2	- 0	4	0	4	- 0
2007-08	2	1	1	- 0	2	0	2	- 0	4	1	3	- 0
2008-09	2	1	1	- 0	2	2	0	- 0	4	3	1	- 0
2009-10	2	0	2	- 0	2	1	1	- 0	4	1	3	- 0
2010-11	2	0	2	- 0	2	0	2	- 0	4	0	4	- 0
2011-12	2	1	1	- 0	2	0	1	- 1	4	1	2	- 1
2012-13	2	1	1	- 0	1	0	1	- 0	3	1	2	- 0
2013-14	2	1	1	0 0	2	1	1	0 0	4	2	2	0 0
2014-15	2	1	1	0 0	2	1	1	0 0	4	2	2	0 0
TOTALS	40	15	23	1 1	39	15	19	2 3	79	30	42	3 4

Arena: Canadian Tire Center

Capacity: 19,153

Entered NHL: 1992-1993 Season

**Owner, Governor and Chairman:** Eugene Melnyk

**President of Hockey Operations, General**

**Manager, & Alternate Governor:** Bryan Murray

**Head Coach:** Dave Cameron

**Assistant Coaches:** Jason Smith

**Goaltending Coach:** Rick Wamsley

### 2014-15 Results

Oct. 13: Panthers (0) vs. Senators (1)

Nov. 28: Panthers (3) vs. Senators (2)

Feb. 21: Panthers (1) at Senators (4)

Mar. 29: Panthers (4) at Senators (2)



## FAST FACTS

	OVERALL	AT HOME	ON ROAD
Last Win:	3/29/15	11/28/14	3/29/15
Last Loss:	2/21/15	10/3/14	2/21/15
Overtime Record:	2-4-3	0-1-1	2-3-2
Shutouts by Panthers:	3	1	2
Last Time:	1/9/10 (3-0)	2/15/95 (2-0)	1/9/10 (3-0)
Shutouts of Panthers:	7	3	4
Last Time:	10/13/14 (1-0)	10/13/14 (1-0)	2/14/07 (4-0)
Shootout Record:	1-0	1-0	Never
Last Time:	3/25/14	3/25/14	Never
Most Goals:	6 (3X) MR: (3/8/06)	6 (3X) MR: (3/8/06)	5 (3X) MR:
4/13/06			
Most Goals Against:	6 (5X) MR: (2/15/12)		6 (4X) MR:
(2/15/12)	6 (11/30/06)		

## 2015-16 SCHEDULE VS. SENATORS

Dec. 8: Panthers vs. Senators

Dec. 22: Panthers vs. Senators

Jan. 7: Panthers at Senators

Mar. 10: Panthers vs. Senators

Apr. 7: Panthers at Senators



# PHILADELPHIA FLYERS

Wells Fargo Center  
3601 South Broad Street, Philadelphia PA 19148 | Phone: (215)-218-7825  
www.philadelphiaflyers.com

## YEAR BY YEAR

SEASON	HOME					AWAY					OVERALL				
	GP	W	L	T	OTL	GP	W	L	T	OTL	GP	W	L	T	OTL
1993-94	2	1	1	0	-	3	0	2	1	-	5	1	3	1	-
1994-95	2	0	2	0	-	2	1	0	1	-	4	1	2	1	-
1995-96	3	1	2	0	-	2	1	0	1	-	5	2	2	1	-
1996-97	2	0	2	0	-	3	2	1	0	-	5	2	3	0	-
1997-98	3	1	2	0	-	3	1	2	0	-	6	2	4	0	-
1998-99	2	1	1	0	-	2	1	0	1	-	4	2	1	1	-
1999-00	2	1	1	0	0	2	0	2	0	0	4	1	3	0	0
2000-01	2	0	2	0	0	2	1	1	0	0	4	1	3	0	0
2001-02	2	0	1	0	1	2	0	1	1	0	4	0	2	1	1
2002-03	2	0	2	0	0	2	1	0	1	0	4	1	2	1	0
2003-04	2	0	1	1	0	2	1	1	0	0	4	1	2	1	0
2005-06	2	0	1	-	1	2	0	1	-	1	4	0	2	-	2
2006-07	2	2	0	-	0	2	2	0	-	0	4	4	0	-	0
2007-08	2	1	1	-	0	2	1	1	-	0	4	2	2	-	0
2008-09	2	1	0	-	1	2	1	1	-	0	4	2	1	-	1
2009-10	2	2	0	-	0	2	1	1	-	0	4	3	1	-	0
2010-11	2	0	2	-	0	2	1	1	-	0	4	1	3	-	0
2011-12	2	0	1	-	1	2	1	1	-	0	4	1	2	-	1
2012-13	1	0	1	-	0	2	2	0	-	0	3	2	1	-	0
2013-14	2	1	1	0	0	1	0	1	0	0	3	1	2	0	0
2014-15	1	1	0	0	0	2	1	1	0	0	3	2	1	0	0
TOTALS	42	13	24	1	4	44	19	18	6	1	87	32	42	7	5

Arena: Wells Fargo Center  
Capacity: 19,500  
Entered NHL: 1967-1968 Season

**Chairman:** Ed Snider  
**President:** Paul Holmgren  
**General Manager:** Ron Hextall  
**Head Coach:** Dave Hakstol  
**Assistant Coaches:** Gord Murphy, Joe Mullen, Ian Laperriere  
**Goaltending Coach:** Kim Dillabaugh

### 2014-15 Results

Nov. 1: Panthers (2) vs. Flyers (1)  
Nov. 6: Panthers (1) at Flyers (4)  
Dec. 18: Panthers (2) at Flyers (1) [SO]



## FAST FACTS

	OVERALL	AT HOME	ON ROAD
Last Win:	12/18/14 [SO]	11/1/14	12/18/14 [SO]
Last Loss:	11/6/14	4/8/14	11/6/14
Overtime Record:	2-7-7	0-5-1	2-2-6
Shutouts by Panthers:	2	Never	2
Last Time:	12/20/10 (5-0)	Never	12/20/10 (5-0)
Shutouts of Panthers:	5	2	3
Last Time:	3/18/12 (5-0)	12/30/07 (1-0)	3/18/12 (5-0)
Shootout Record:	2-3	1-3	1-0
Last Time:	12/18/14 (2-1)	2/7/13 (3-2)	Never
Most Goals:	7 (3/3/10)	7 (3/3/10)	5 (12/20/10)
Most Goals Against:	7 (4/16/98)	7 (4/16/98)	5(10X)MR: (3/8/12)

## 2015-16 SCHEDULE VS. FLYERS

Oct. 10: Panthers vs. Flyers  
Oct. 12: Panthers at Flyers  
Mar. 12: Panthers vs. Flyers

OPPONENTS





# PITTSBURGH PENGUINS

Consol Energy Center

1001 Fifth Avenue, Pittsburgh PA 15219 | Phone: (412)-642-1800

www.pittsburghpenguins.com

## YEAR BY YEAR

	HOME					AWAY					OVERALL				
SEASON	GP	W	L	T	OTL	GP	W	L	T	OTL	GP	W	L	T	OTL
1993-94	2	0	2	0	-	2	0	1	1	-	4	0	3	1	-
1994-95	2	1	1	0	-	2	1	1	0	-	4	2	2	0	-
1995-96	2	1	1	0	-	2	0	2	0	-	4	1	3	0	-
1996-97	2	2	0	0	-	2	0	2	0	-	4	2	2	0	-
1997-98	2	1	1	0	-	2	1	0	1	-	4	2	1	1	-
1998-99	2	1	1	0	-	3	0	3	0	-	5	1	4	0	-
1999-00	2	1	1	0	0	2	1	1	0	0	4	2	2	0	0
2000-01	2	0	1	1	0	2	1	0	0	1	4	1	1	1	1
2001-02	2	2	0	0	0	2	0	0	1	1	4	2	0	1	1
2002-03	2	2	0	0	0	2	2	0	0	0	4	4	0	0	0
2003-04	2	2	0	0	0	2	2	0	0	0	4	4	0	0	0
2005-06	2	1	1	-	0	2	2	0	-	0	4	3	1	-	0
2006-07	2	1	0	-	1	2	1	1	-	0	4	2	1	-	1
2007-08	2	1	1	-	0	2	0	2	-	0	4	1	3	-	0
2008-09	2	1	1	-	0	2	1	0	-	1	4	2	1	-	1
2009-10	2	1	0	-	1	2	0	0	-	2	4	1	0	-	3
2010-11	2	0	2	-	0	2	0	1	-	1	4	0	3	-	1
2011-12	2	1	1	-	0	2	0	1	-	1	4	1	2	-	1
2012-13	2	1	1	-	0	1	0	1	-	0	3	1	2	-	0
2013-14	2	1	1	0	0	1	1	0	0	0	3	2	1	0	0
2014-15	1	1	0	0	0	2	0	2	0	0	3	1	2	0	0
TOTALS	41	22	16	1	2	41	13	18	3	7	82	35	34	4	9

Arena: Consol Energy Center

Capacity: 19,758

Entered NHL: 1967-1968 Season

**Co-Owner & Chairman:** Mario Lemieux

**President:** David Morehouse

**Executive Vice President & General Manager:**  
Jim Rutherford

**Head Coach:** Mike Johnston

**Assistant Coaches:** Rick Tocchet, Gary Agnew

**Goaltending Coach:** Mike Bales

## 2014-15 Results

Dec. 20: Panthers (1) at Penguins (3)

Dec. 22: Panthers (4) vs. Penguins (3) [SO]

Feb. 22: Panthers (1) at Penguins (5)



## FAST FACTS

	OVERALL	AT HOME	ON ROAD
Last Win:	12/22/14 [SO]	12/22/14 [SO]	1/20/14
Last Loss:	2/22/15	11/30/13	12/20/14
Overtime Record:	3-5-4	2-2-1	1-3-3
Shutouts by Panthers:	5	3	2
Last Time:	2/20/04 (2-0)	1/18/03 (3-0)	2/20/04 (2-0)
Shutouts of Panthers:	4	Never	4
Last Time:	1/5/08 (3-0)	Never	1/5/08 (3-0)
Shootout Record:	1-4	1-0	0-4
Last Time:	12/22/14 [4-3]	12/22/14 [4-3]	3/9/12 (1-2)
Most Goals:	6 (6X) MR: (2/26/13)	6 (4X) MR: (2/26/13)	6 ( 2 X ) M R :
(1/3/09)			
Most Goals Against:	7 (2X) MR: (12/30/98)	6 (2X) MR: (3/16/01)	7 (2X) MR: (12/30/98)

## 2015-16 SCHEDULE VS. PENGUINS

Oct. 20: Panthers at Penguins

Feb. 6: Panthers vs. Penguins

Feb. 15: Panthers vs. Penguins



# ST. LOUIS BLUES

Scottrade Center

1401 Clark Avenue, Saint Louis MO 63103 | Phone: (314)-622-2500

www.stlouisblues.com

## YEAR BY YEAR

	HOME					AWAY					OVERALL				
SEASON	GP	W	L	T	OTL	GP	W	L	T	OTL	GP	W	L	T	OTL
1993-94	1	0	1	0	-	1	0	1	0	-	2	0	2	0	-
1994-95	DID NOT PLAY														
1995-96	1	0	0	1	-	1	0	1	0	-	2	0	1	1	-
1996-97	1	1	0	0	-	1	1	0	0	-	2	2	0	0	-
1997-98	1	0	1	0	-	1	0	1	0	-	2	0	2	0	-
1998-99	1	0	1	0	-	1	0	0	1	-	2	0	1	1	-
1999-00	1	0	0	1	0	1	0	1	0	0	2	0	1	1	0
2000-01	1	1	0	0	0	1	0	1	0	0	2	1	1	0	0
2001-02	1	0	1	0	0	0	0	0	0	0	1	0	1	0	0
2002-03	0	0	0	0	0	1	0	1	0	0	1	0	1	0	0
2003-04	1	0	0	0	1	1	0	1	0	0	2	0	1	0	1
2005-06	1	1	0	-	0	0	0	0	-	0	1	1	0	-	0
2006-07	DID NOT PLAY														
2007-08	0	0	0	-	0	1	1	0	-	0	1	1	0	-	0
2008-09	1	1	0	-	0	1	0	1	-	0	2	1	1	-	0
2009-10	0	0	0	-	0	1	1	0	-	0	1	1	0	-	0
2010-11	1	0	1	-	0	0	0	0	-	0	1	0	1	-	0
2011-12	0	0	0	-	0	1	0	1	-	0	1	0	1	-	0
2012-13	DID NOT PLAY														
2013-14	1	0	1	0	0	1	0	1	0	0	2	0	2	0	0
2014-15	1	0	1	0	0	1	0	0	0	1	2	0	1	0	1
TOTALS	14	4	7	2	1	15	3	10	1	1	29	7	17	3	2

## FAST FACTS

	OVERALL	AT HOME	ON ROAD
Last Win:	11/25/13	11/25/13	2/21/13
Last Loss:	2/15/15 [SO]	2/15/15 [SO]	12/8/15
Last Tie:	1/28/04	1/28/04	11/13/02
Overtime Record:	2-7-7	0-5-1	2-2-6
Shutouts by Panthers:	2	Never	2
Last Time:	12/20/10 (5-0)	Never	12/20/10 (5-0)
Shutouts of Panthers:	5	2	3
Last Time:	3/18/12 (5-0)	12/30/07 (1-0)	3/18/12 (5-0)
Shootout Record:	0-1	0-1	Never
Last Time:	2/15/15 (2-1)	2/15/15 (2-1)	Never
Most Goals:	7 (3/3/10)	7 (3/3/10)	5 (12/20/10)
Most Goals Against:	7 (10/5/13)	7 (10/5/13)	5 (10/5/13) M R:
	(3/8/12)		

Arena: Scottrade Center

Capacity: 19,260

Entered NHL: 1967-1968 Season

**Chairman & Governor:** Tom Stillman

**President of Hockey Operations, General**

**Manager & Alternate Governor:** Doug Armstrong

**Head Coach:** Ken Hitchcock

**Assistant Coaches:** Kirk Muller, Ray Bennett

**Associate Coach:** Brad Shaw

**Goaltending Coach:** Jim Corsi

## 2014-15 Results

Dec. 8: Panthers (2) at Blues (4)

Feb. 15: Panthers (1) vs. Blues (2) [SO]



## 2015-16 SCHEDULE VS. BLUES

Dec. 1: Panthers at Blues

Feb. 12: Panthers vs. Blues

OPPONENTS



# SAN JOSE SHARKS

SAP Center

525 West Santa Clara Street, San Jose CA 95113 | Phone: (408)-287-7070

www.sjsharks.com

## YEAR BY YEAR

SEASON	HOME					AWAY					OVERALL				
	GP	W	L	T	OTL	GP	W	L	T	OTL	GP	W	L	T	OTL
1993-94	1	0	0	1	-	1	0	1	0	-	2	0	1	1	-
1994-95	DID NOT PLAY														
1995-96	1	1	0	0	-	1	1	0	0	-	2	2	0	0	-
1996-97	1	0	0	1	-	1	0	0	1	-	2	0	0	2	-
1997-98	1	0	0	1	-	1	0	0	1	-	2	0	0	2	-
1998-99	1	0	0	1	-	1	0	1	0	-	2	0	1	1	-
1999-00	1	1	0	0	0	1	1	0	0	0	2	2	0	0	0
2000-01	1	0	0	1	0	1	0	1	0	0	2	0	1	1	0
2001-02	0	0	0	0	0	1	0	1	0	0	1	0	1	0	0
2002-03	1	0	1	0	0	0	0	0	0	0	1	0	1	0	0
2003-04	1	0	1	0	0	1	0	1	0	0	2	0	2	0	0
2005-06	0	0	0	-	0	1	0	1	-	0	1	0	1	-	0
2006-07	1	0	1	-	0	0	0	0	-	0	1	0	1	-	0
2007-08	DID NOT PLAY														
2008-09	1	1	0	-	0	0	0	0	-	0	1	1	0	-	0
2009-10	0	0	0	-	0	1	1	0	-	0	1	1	0	-	0
2010-11	1	1	0	-	0	0	0	0	-	0	1	1	0	-	0
2011-12	0	0	0	-	0	1	1	0	-	0	1	1	0	-	0
2012-13	DID NOT PLAY														
2013-14	1	0	1	0	0	1	1	0	0	0	2	1	1	0	0
2014-15	1	1	0	0	0	1	1	0	0	0	2	2	0	0	0
TOTALS	14	5	4	5	0	14	6	6	2	0	28	11	10	7	0

Arena: SAP Center

Capacity: 17,496

Entered NHL: 1991-1992 Season

**General Manager:** Doug Wilson

**Head Coach:** Peter DeBoer

**Assistant Coaches:** Bob Boughner, Johan Hedberg

**Goaltending Coach:** Johan Hedberg

## 2014-15 Results

Nov. 11: Panthers (4) vs. Sharks (1)

Dec. 3: Panthers (3) at Sharks (2) [SO]



## 2015-16 SCHEDULE VS. SHARKS

Nov. 5: Panthers at Sharks

Feb. 18: Panthers vs. Sharks

## FAST FACTS

	OVERALL	AT HOME	ON ROAD
Last Win:	3/18/14	2/13/11	3/18/14
Last Loss:	1/16/14	1/16/14	12/8/05
Last Tie:	3/7/01	3/7/01	1/24/98
Overtime Record:	1-0-7	0-0-5	1-0-2
Shutouts by Panthers:	Never	Never	Never
Last Time:	Never	Never	Never
Shutouts of Panthers:	3	1	2
Last Time:	1/16/14(3-0)	1/16/14(3-0)	2/3/04 (3-0)
Shootout Record:	Never	Never	Never
Last Time:	Never	Never	Never
Most Goals:	5 (2X) MR: (12/3/11)	4 (3X) MR: (10/24/08)	5 (2X) MR: (12/3/11)
Most Goals Against:	7 (11/16/02)	7 (11/16/02)	6(2X)MR: (12/8/05)



# TAMPA BAY LIGHTNING

Amalie Arena

401 Channelside Drive, Tampa FL 33602, | Phone: (813)-301-6500

www.tampabaylightning.com

## YEAR BY YEAR

SEASON	HOME					AWAY					OVERALL				
	GP	W	L	T	OTL	GP	W	L	T	OTL	GP	W	L	T	OTL
1993-94	2	1	0	1	-	3	2	0	1	-	5	3	0	2	-
1994-95	2	2	0	0	-	2	1	1	0	-	4	3	1	0	-
1995-96	3	1	2	0	-	3	2	1	0	-	6	3	3	0	-
1996-97	3	2	0	1	-	2	0	1	1	-	5	2	1	2	-
1997-98	2	2	0	0	-	3	0	1	2	-	5	2	1	2	-
1998-99	3	3	0	0	-	2	2	0	0	-	5	5	0	0	-
1999-00	2	1	0	1	0	3	3	0	0	0	5	4	0	1	0
2000-01	3	2	1	0	0	2	0	2	0	0	5	2	3	0	0
2001-02	2	0	1	0	1	3	2	1	0	0	5	2	2	0	1
2002-03	3	0	1	1	1	2	0	1	1	0	5	0	2	2	1
2003-04	3	2	1	0	0	3	0	2	1	0	6	2	3	1	0
2005-06	4	4	0	-	0	4	2	2	-	0	8	6	2	-	0
2006-07	4	3	1	-	0	4	2	1	-	1	8	5	2	-	1
2007-08	4	3	1	-	0	4	1	3	-	0	8	4	4	-	0
2008-09	3	1	0	-	2	3	2	1	-	0	6	3	1	-	2
2009-10	3	2	1	-	0	3	1	1	-	1	6	3	2	-	1
2010-11	3	2	0	-	1	3	2	1	-	0	6	4	1	-	1
2011-12	3	1	0	-	2	3	1	2	-	0	6	2	2	-	2
2012-13	2	0	2	-	1	3	2	1	-	0	5	2	2	-	1
2013-14	2	0	1	0	1	2	0	2	0	0	4	0	3	0	1
2014-15	2	1	1	0	0	2	0	1	0	1	4	1	2	0	1
TOTALS	58	33	13	4	9	59	25	25	6	3	117	58	37	10	12

## FAST FACTS

	OVERALL	AT HOME	ON ROAD
Last Win:	3/1/15	3/1/15	4/27/13
Last Loss:	4/4/15	4/4/15	3/24/15
Overtime Record:	7-5-10	6-4-4	1-1-6
Shutouts by Panthers:	8	6	2
Last Time:	10/16/10 (6-0)	10/16/10 (6-0)	10/7/01 (5-0)
Shutouts of Panthers:	2	1	1
Last Time:	4/4/15	4/4/15	3/1/97 (2-0)
Shootout Record:	5-7	1-5	4-2
Last Time:	10/27/13(3-4)	10/27/13(3-4)	4/2/13 (3-2)
Most Goals:	8 (2/28/06)	7 (1/1/00)	8 (2/28/06)
Most Goals Against:	6 (5X) MR: (2/16/13)6 (3X) MR: (2/16/13)	6 (2X)MR:(2/4/12)	

Arena: Amalie Arena

Capacity: 20,500

Entered NHL: 1991-1992 Season

**Chairman and Governor:** Jeff Vinik

**Vice President & General Manager, Alternate**

**Governor:** Steve Yzerman

**Head Coach:** Jon Cooper

**Associate Coach:** Rick Bowness

**Assistant Coaches:** George Gwozdecky, Steve Thomas

**Goaltending Coach:** Frantz Jean

## 2014-15 Results

Oct. 9: Panthers (2) at Lightning (3) [OT]

Mar. 1: Panthers (4) vs. Lightning (3)

Mar. 24: Panthers (3) at Lightning (4)



## 2015-16 SCHEDULE VS. LIGHTNING

Nov. 14: Panthers at Lightning

Nov. 16: Panthers vs. Lightning

Jan. 17: Panthers at Lightning

Jan. 23: Panthers vs. Lightning

Mar. 26: Panthers at Lightning





# TORONTO MAPLE LEAFS

Air Canada Centre

40 Bay Street, Toronto ON Canada M5J 2X2, | Phone: (416)-815-5500

www.mapleleafs.com

## YEAR BY YEAR

SEASON	HOME					AWAY					OVERALL				
	GP	W	L	T	OTL	GP	W	L	T	OTL	GP	W	L	T	OTL
1993-94	2	0	1	1	-	1	0	1	0	-	3	0	2	1	-
1994-95	DID NOT PLAY														
1995-96	1	1	0	0	-	1	1	0	0	-	2	2	0	0	-
1996-97	1	0	0	1	-	1	0	1	0	-	2	0	1	1	-
1997-98	1	0	1	0	-	1	0	1	0	-	2	0	2	0	-
1998-99	2	1	0	1	-	2	0	2	0	-	4	1	2	1	-
1999-00	2	1	1	0	0	1	0	1	0	0	3	1	2	0	0
2000-01	2	0	2	0	0	2	1	0	1	0	4	1	2	1	0
2001-02	2	1	1	0	0	2	0	1	1	0	4	1	2	1	0
2002-03	2	0	1	1	0	2	2	0	0	0	4	2	1	1	0
2003-04	2	1	0	1	0	2	0	2	0	0	4	1	2	1	0
2005-06	2	0	2	-	0	2	0	1	-	1	4	0	3	-	1
2006-07	2	1	1	-	0	2	1	0	-	1	4	2	1	-	1
2007-08	2	0	0	-	2	2	1	1	-	0	4	1	1	-	2
2008-09	2	2	0	-	0	2	2	0	-	0	4	4	0	-	0
2009-10	2	1	1	-	0	2	1	1	-	0	4	2	2	-	0
2010-11	2	2	0	-	0	2	0	1	-	1	4	2	1	-	1
2011-12	2	2	0	-	0	2	2	0	-	0	4	4	0	-	0
2012-13	2	0	2	-	0	1	0	1	-	0	3	0	3	-	0
2013-14	2	2	0	0	0	2	1	1	0	0	4	3	1	0	0
2014-15	2	1	1	0	0	2	2	0	0	0	4	3	1	0	0
TOTALS	37	16	14	5	2	34	14	15	2	3	71	30	29	7	5

Arena: Air Canada Centre

Capacity: 19,800

Entered NHL: 1917-1918 Season

**President & Alternate Governor:** Brendan Shanahan

**General Manager:** Lou Lamoriello

**Head Coach:** Mike Babcock

**Assistant Coaches:** Jim Hiller, D.J.Smith, Andrew Brewer

**Goaltending Coach:** Steve Briere

## 2014-15 Results

Dec. 28: Panthers (6) vs. Maple Leafs (4)

Feb. 17: Panthers (3) at Maple Leafs (2)

Mar. 3: Panthers (2) vs. Maple Leafs (3)

Mar. 26: Panthers (4) at Maple Leafs (1)



## 2015-16 SCHEDULE VS. MAPLE LEAFS

Jan. 26: Panthers vs. Maple Leafs

Mar. 17: Panthers at Maple Leafs

Mar. 29: Panthers vs. Maple Leafs

Apr. 4: Panthers at Maple Leafs

## FAST FACTS

	OVERALL	AT HOME	ON ROAD
Last Win:	3/26/15	2/17/15	3/26/15
Last Loss:	3/3/15	3/3/15	1/30/14
Overtime Record:	2-3-7	1-2-5	1-1-2
Shutouts by Panthers:	4	3	1
Last Time:	3/17/11 (4-0)	3/17/11 (4-0)	2/5/08 (8-0)
Shutouts of Panthers:	4	3	1
Last Time:	4/25/13 (4-0)	4/25/13 (4-0)	3/9/04 (5-0)
Shootout Record:	0-3	0-1	0-2
Last Time:	2/1/11 (3-4)	2/27/08 (3-4)	2/1/11 (3-4)
Most Goals:	8 (2/5/08)	6 (12/28/14)	8 (2/5/08)
Most Goals Against:	9 (4/10/99)	6 (3X) MR: (11/27/09)	9 (4/10/99)



# VANCOUVER CANUCKS

Rogers Arena  
800 Griffiths Way, Vancouver BC Canada V6B 6G1, | Phone: (604)-899-7400  
www.canucks.com

## YEAR BY YEAR

	HOME					AWAY					OVERALL				
SEASON	GP	W	L	T	OTL	GP	W	L	T	OTL	GP	W	L	T	OTL
1993-94	1	1	0	0	-	1	1	0	0	-	2	2	0	0	-
1994-95	DID NOT PLAY														
1995-96	1	0	0	1	-	1	0	1	0	-	2	0	1	1	-
1996-97	1	1	0	0	-	1	0	0	1	-	2	1	0	1	-
1997-98	1	0	1	0	-	1	0	0	1	-	2	0	1	1	-
1998-99	1	0	1	0	-	1	0	0	1	-	2	0	1	1	-
1999-00	1	1	0	0	0	1	0	1	0	0	2	1	1	0	0
2000-01	1	0	0	0	1	0	0	0	0	0	1	0	0	0	1
2001-02	0	0	0	0	0	1	0	0	1	0	1	0	0	1	0
2002-03	1	0	1	0	0	1	0	1	0	0	2	0	2	0	0
2003-04	0	0	0	0	0	1	0	0	1	0	1	0	0	1	0
2005-06	DID NOT PLAY														
2006-07	0	0	0	-	0	1	0	0	-	1	1	0	0	-	1
2007-08	1	1	0	-	0	0	0	0	-	0	1	1	0	-	0
2008-09	0	0	0	-	0	1	0	1	-	0	1	0	1	-	0
2009-10	101	-	0	-	0	0	0	0	-	0	1	0	1	-	0
2010-11	0	0	0	0	0	1	0	1	0	0	1	0	1	0	0
2011-12	1	1	0	0	0	0	0	0	0	0	1	1	0	0	0
2012-13	DID NOT PLAY														
2013-14	1	0	0	0	1	1	1	0	0	0	2	1	0	0	1
2014-15	1	0	1	0	0	1	1	0	0	0	2	1	1	0	0
TOTALS	13	5	5	1	2	14	3	5	5	1	27	8	10	6	3

## FAST FACTS

	OVERALL	AT HOME	ON ROAD
Last Win:	1/8/15	1/9/12	1/8/15
Last Loss:	1/19/15	1/19/15	10/11/10
Overtime Record:	0-1-6	0-1-1	0-0-5
Shutouts by Panthers:	Never	Never	Never
Last Time:	Never	Never	Never
Shutouts of Panthers:	2	2	Never
Last Time:	2/11/10 (3-0)	2/11/10 (3-0)	Never
Shootout Record:	2-2	1-1	1-1
Last Time:	3/19/14(3-4)	23/16/14(3-4)	11/19/13(3-2)
Most Goals:	5 (2X) MR: (10/20/99)	5 (2X) MR: (10/20/99)	4 (1/14/97)
Most Goals Against:	7 (1/3/96)	5 (2X) MR: (11/30/02)	7 (1/3/96)

Arena: Rogers Arena

Capacity: 18,910

Entered NHL: 1970-1971 Season

**Chairman & Governor:** Francesco Aquilini

**General Manager:** Jim Benning

**Head Coach:** Willie Desjardins

**Assistant Coaches:** Glen Gulutzan, Doug Lidster, Perry Pearn

**Goaltending Coach:** Ronald Melanson

## 2014-15 Results

Jan. 8: Panthers (3) vs. Canucks (1)

Jan. 19: Panthers (1) at Canucks (2)



## 2015-16 SCHEDULE VS. CANUCKS

Dec. 20: Panthers vs. Canucks

Jan. 11: Panthers at Canucks

OPPONENTS



# WASHINGTON CAPITALS

Verizon Center

601 f Street Northwest, Washington DC 20004 | Phone: (202)-628-3200

www.washingtoncaps.com

## YEAR BY YEAR

	HOME					AWAY					OVERALL				
SEASON	GP	W	L	T	OTL	GP	W	L	T	OTL	GP	W	L	T	OTL
1993-94	3	2	1	0	-	2	0	1	1	-	5	2	2	1	-
1994-95	2	1	0	1	-	2	0	2	0	-	4	1	2	1	-
1995-96	2	0	1	1	-	3	3	0	0	-	5	3	1	1	-
1996-97	3	1	2	0	-	2	0	0	2	-	5	1	2	2	-
1997-98	3	2	1	0	-	3	1	2	0	-	6	3	3	0	-
1998-99	2	0	2	0	-	3	1	1	1	-	5	1	3	1	-
1999-00	3	2	1	0	0	2	0	1	0	1	5	2	2	0	1
2000-01	2	1	1	0	0	3	0	3	0	0	5	1	4	0	0
2001-02	3	1	1	0	1	2	1	1	0	0	5	2	2	0	1
2002-03	2	0	1	1	0	3	0	2	0	1	5	0	3	1	1
2003-04	3	1	1	1	0	3	2	0	1	0	6	3	1	2	0
2005-06	4	3	0	0	1	4	4	0	0	0	8	7	0	0	1
2006-07	4	3	1	-	0	4	2	2	-	0	8	5	3	-	0
2007-08	4	2	2	-	0	4	2	2	-	0	8	4	4	-	0
2008-09	3	1	2	-	0	3	2	1	-	0	6	3	3	-	0
2009-10	3	0	2	-	1	3	0	3	-	0	6	0	5	-	1
2010-11	3	2	0	-	1	3	1	2	-	0	6	3	2	-	1
2011-12	3	2	1	-	0	3	0	3	-	0	6	2	4	-	0
2012-13	2	0	2	-	1	2	0	2	-	0	4	0	3	-	1
2013-14	2	1	1	0	0	1	0	0	0	1	3	1	1	0	1
2014-15	1	1	0	0	0	2	0	1	0	1	3	1	1	0	1
<b>TOTALS</b>	<b>57</b>	<b>25</b>	<b>24</b>	<b>4</b>	<b>4</b>	<b>57</b>	<b>19</b>	<b>29</b>	<b>5</b>	<b>4</b>	<b>114</b>	<b>45</b>	<b>51</b>	<b>9</b>	<b>9</b>

Arena: Verizon Center

Capacity: 18,277

Entered NHL: 1974-1975 Season

**Majority Owner, Chairman, & CEO:** Ted Leonsis

**Vice Chairman & COO:** Dan Patrick

**Senior Vice President & General Manager:** Brian MacLellan

**Head Coach:** Barry Trotz

**Assistant Coaches:** Blaine Forsythe, Lane Lambert, Todd Reirden

**Head Goaltending Coach:** Mitch Korn

## 2014-15 Results

Oct. 18: Panthers (1) at Capitals (2) [SO]

Dec. 16: Panthers (2) vs. Capitals (1) [SO]

Jan. 4: Panthers (3) vs. Capitals (4)



## 2015-16 SCHEDULE VS. CAPITALS

Oct. 31: Panthers vs. Capitals

Dec. 10: Panthers vs. Capitals

Feb 2: Panthers at Capitals

## FAST FACTS

	OVERALL	AT HOME	ON ROAD
Last Win:	11/19/13	1/9/12	11/19/13
Last Loss:	3/16/14	3/16/14	10/11/10
Last Tie:	1/11/04	11/16/95	1/11/04
Overtime Record:	0-1-6	0-1-1	0-0-5
Shutouts by Panthers:	Never	Never	Never
Last Time:	Never	Never	Never
Shutouts of Panthers:	2	2	Never
Last Time:	2/11/10 (3-0)	2/11/10 (3-0)	Never
Shootout Record:	2-2	1-1	1-1
Last Time:	3/19/14(3-4)	23/16/14(3-4)	11/19/13(3-2)
Most Goals:	5 (2X) MR: (10/20/99)	5 (2X) MR: (10/20/99)	4 (1/14/97)
Most Goals Against:	7 (1/3/96)	5 (2X) MR: (11/30/02)	7 (1/3/96)



# WINNIPEG JETS

MTS Centre

300 Portage Avenue, Winnipeg, Manitoba Canada R3C 5S4 | Phone: (204)-987-7825

www.winnipegjets.com

## YEAR BY YEAR

	HOME					AWAY					OVERALL				
SEASON	GP	W	L	T	OTL	GP	W	L	T	OTL	GP	W	L	T	OTL
1999-00	3	2	0	1	0	2	0	1	1	0	5	2	1	2	0
2000-01	2	0	2	0	0	3	1	0	1	1	5	1	2	1	1
2001-02	3	1	2	0	0	2	0	0	2	0	5	1	2	2	0
2002-03	2	1	1	0	0	3	2	0	0	1	5	3	1	0	1
2003-04	3	0	2	0	1	3	1	2	0	0	6	1	4	0	1
2005-06	4	3	1	-	0	4	0	3	-	1	8	3	4	-	1
2006-07	4	2	2	-	0	4	0	4	-	0	8	2	6	-	0
2007-08	4	2	2	-	0	4	3	0	-	1	8	5	2	-	1
2008-09	3	2	1	-	0	3	2	1	-	0	6	4	2	-	0
2009-10	3	2	0	-	1	3	0	3	-	0	6	2	3	-	1
2010-11	3	0	2	-	1	3	2	0	-	1	6	2	2	-	2
2011-12	3	1	0	-	2	3	2	1	-	0	6	3	1	-	2
2012-13	3	2	0	-	1	2	0	1	-	1	5	2	1	-	2
2013-14	1	1	0	0	0	1	0	1	0	0	2	1	1	0	0
2014-15	1	1	0	0	0	1	0	1	0	0	2	1	1	0	0
TOTALS	42	20	15	1	6	41	13	18	4	6	83	33	33	5	12

## FAST FACTS

	OVERALL	AT HOME	ON ROAD
Last Win:	3/12/15	3/12/15	1/21/12
Last Loss:	1/13/15	3/8/13	1/13/15
Overtime Record:	4-8-5	3-3-1	1-5-4
Shutouts by Panthers:	3	3	Never
Last Time:	1/18/10 (1-0)	1/18/10 (1-0)	Never
Shutouts of Panthers:	4	1	3
Last Time:	3/1/12 (7-0)	3/27/04 (3-0)	3/1/12 (7-0)
Shootout Record:	4-4	1-3	3-1
Last Time:	1/21/12 (4-3)	10/31/11 (3-4)	1/21/12 (4-3)
Most Goals:	8 (1/10/09)	8 (1/10/09)	7 (2/10/01)
Most Goals Against:	8 (1/13/15)	6 (3X) MR: (10/23/06)	8 (1/13/15)

Arena: MTS Centre

Capacity: 15,004

Entered NHL: 1999-2000 Season (Atlanta)

**Executive Chairman:** Mark Chipman

**Executive Vice President & General**

**Manager:** Kevin Cheveldayoff

**Vice President:** John Olfert

**Head Coach:** Paul Maurice

**Assistant Coaches:** Charlie Huddy, Pascal Vincent

**Goaltending Coach:** Wade Flaherty

## 2014-15 Results

Jan. 13: Panthers (2) at Jets (8)

Mar. 12: Panthers (4) vs. Jets (2)



## 2015-16 SCHEDULE VS. JETS

Feb. 20: Panthers vs. Jets

Mar. 1: Panthers at Jets

OPPONENTS



# ALL-TIME RECORDS VS. OTHER CLUBS

Franchise	GP	W	L	T	OL	PTS
Anaheim Ducks	27	13	10	3	1	30
Arizona Coyotes	28	10	12	3	3	26
Boston Bruins	83	34	37	6	6	80
Buffalo Sabres	84	35	38	4	7	81
Carolina Hurricanes	109	44	43	11	11	110
Columbus Blue Jackets	18	5	8	0	5	15
Calgary Flames	27	10	10	3	4	27
Chicago Blackhawks	31	9	16	3	3	24
Colorado Avalanche	33	10	17	3	3	26
Dallas Stars	29	13	12	3	1	30
Detroit Red Wings	32	10	14	5	3	28
Edmonton Oilers	26	9	9	3	5	26
Los Angeles Kings	28	10	14	3	1	24
Minnesota Wild	17	4	10	1	2	11
Montreal Canadiens	83	37	30	6	10	90
New Jersey Devils	86	28	44	7	7	70
Nashville Predators	22	8	6	3	5	24
New York Islanders	87	43	28	8	8	102
New York Rangers	86	32	41	6	7	77
Ottawa Senators	83	32	44	3	4	71
Philadelphia Flyers	86	32	42	7	5	76
Pittsburgh Penguins	82	35	34	4	9	83
San Jose Sharks	28	11	10	7	0	29
St. Louis Blues	29	7	17	3	2	19
Tampa Bay Lightning	117	58	37	10	12	138
Toronto Maple Leafs	71	30	29	7	5	72
Vancouver Canucks	27	8	10	6	3	25
Winnipeg Jets	83	33	33	5	12	83
Washington Capitals	114	45	51	9	9	108

# PANTHERS RECORDS: 1993-2015

SEASON	GP	W	L	T	OTL	PTS	PCT	GF	GA	DIV. FINISH	PLAYOFFS
1993-94	84	33	34	17		83	.494	233	233	5th	Did Not Qualify
1994-95	48	20	22	6		46	.479	115	127	5th	Did Not Qualify
1995-96	82	41	31	10		92	.561	254	234	3rd	Eastern Conf. Champions
1996-97	82	35	28	19		89	.543	221	201	4th	Lost Eastern Conf. Quarterfinals
1997-98	82	24	43	15		63	.384	203	256	6th	Did Not Qualify
1998-99	82	30	34	18		78	.476	210	228	2nd	Did Not Qualify
1999-00	82	43	27	6	6	98	.596	244	209	2nd	Lost Eastern Conf. Quarterfinals
2000-01	82	22	38	13	9	66	.402	200	246	3rd	Did Not Qualify
2001-02	82	22	44	10	6	60	.366	180	250	4th	Did Not Qualify
2002-03	82	24	36	13	9	70	.427	176	237	4th	Did Not Qualify
2003-04	82	28	35	15	4	75	.457	188	221	4th	Did Not Qualify
2005-06	82	37	34		11	85	.518	240	257	4th	Did Not Qualify
2006-07	82	35	31		16	86	.524	247	257	4th	Did Not Qualify
2007-08	82	38	35		9	85	.518	216	226	3rd	Did Not Qualify
2008-09	82	41	30		11	93	.567	231	223	3rd	Did Not Qualify
2009-10	82	32	37		13	77	.470	208	244	5th	Did Not Qualify
2010-11	82	30	40		12	72	.430	195	229	5th	Did Not Qualify
2011-12	82	38	26		18	94	.573	197	216	1st	Lost Eastern Conf. Quarterfinals
2012-13	48	15	27	-	6	36	.375	112	171	5th	Did Not Qualify
2013-14	82	29	45	-	8	66	.402	196	268	7th	Did Not Qualify
2015-16	82	38	29	-	15	91	.555	206	223	6th	Did Not Qualify
<b>TOTALS</b>	<b>1656</b>	<b>655</b>	<b>709</b>	<b>142</b>	<b>153</b>	<b>1569</b>	<b>.512</b>	<b>4160</b>	<b>4585</b>		

## Regular Season Home and Road Records

SEASON HOME	ROAD	OVERALL
W-L-T-OT	W-L-T-OT	W-L-T-OT
1993-94 15-18-9-0	18-16-8-0	33-34-17-0
1994-95 9-12-3-0	11-10-3-0	20-22-6-0
1995-96 25-12-4-0	16-19-6-0	41-31-10-0
1996-97 21-12-8-0	14-16-11-0	35-28-19-0
1997-98 11-24-6-0	13-19-9-0	24-43-15-0
1998-99 17-17-7-0	13-17-11-0	30-34-18-0
1999-00 26-9-4-2	17-18-2-4	43-27-6-6
2000-01 12-18-7-4	10-20-6-5	22-38-13-9
2001-02 11-23-3-4	11-21-7-2	22-44-10-6
2002-03 8-21-7-5	16-15-6-4	24-36-13-9
2003-04 16-15-7-3	12-20-8-1	28-35-15-4
2005-06 25-11-0-5	12-23-0-6	37-34-0-11
2006-07 23-12-0-6	12-19-0-10	35-31-0-16
2007-08 18-15-0-8	20-20-0-1	38-35-0-9
2008-09 22-12-0-7	19-18-0-4	41-30-0-11
2009-10 16-16-0-9	16-21-0-4	32-37-0-13
2010-11 16-17-0-8	14-23-0-4	30-40-0-12
2011-12 21-9-0-11	17-17-0-7	38-26-0-18
2012-13 8-11-0-5	7-16-0-1	15-27-0-6
2013-14 16-20-0-5	13-25-0-3	29-45-0-8
2014-15 21-13-7	17-16-8	38-29-0-15
<b>TOTALS</b> 357-317-65-89	<b>298-389-77-64</b>	<b>655-706-142-28</b>

## All-Time Regular Season Overtime Records

1993-94	2-4-8	0-1-9	2-5-17
1994-95	0-2-3	0-1-3	0-3-6
1995-96	0-3-4	0-0-6	0-3-10
1996-97	1-1-8	2-3-11	3-4-19
1997-98	1-1-6	2-1-9	3-2-15
1998-99	1-1-7	0-1-11	1-2-18
1999-00	3-2-4	0-4-2	3-6-6
2000-01	2-4-7	0-5-6	2-9-13
2001-02	0-4-3	0-2-7	0-6-10
2002-03	2-5-7	2-4-6	4-9-13
2003-04	1-3-7	4-1-8	5-4-15
2005-06	5-1	3-5	8-6
2006-07	3-4	0-4	3-8
2007-08	1-2	3-1	4-3
2008-09	2-2	2-1	4-3
2009-10	0-2	2-1	2-3
2010-11	4-4	2-1	6-5
2011-12	1-2	0-5	1-7
2012-13	1-4	0-1	1-5
2013-14	0-1	0-1	0-2
2014-15	0-0	1-4	1-4
<b>Totals</b>	<b>30-52-64</b>	<b>23-47-78</b>	<b>53-99-142</b>

## All-Time Regular Season Shootout Records

	Home	Road	Overall
2005-06	1-4	3-1	4-5
2006-07	1-2	1-6	2-8
2007-08	2-6	3-0	5-6
2008-09	1-5	2-3	3-8
2009-10	2-7	4-3	6-10
2010-11	0-4	4-3	4-7
2011-12	3-9	3-2	6-11
2012-13	1-1	2-0	3-1
2013-14	5-4	3-2	8-6
2014-15	4-7	4-3	8-10
<b>Totals</b>	<b>20-49</b>	<b>29-23</b>	<b>49-72</b>

## Opening Game Records

SEASON OPENER (10-7-1-2)		
1993-94	Panthers 4	at Chicago 4 T
1994-95	Panthers 1	at NY Islanders 2 L
1995-96	Panthers 0	at New Jersey 4 L
1996-97	Panthers 3	at Philadelphia 1 W
1997-98	Panthers 1	at Philadelphia 3 L
1998-99	Panthers 4	vs. Tampa Bay 1 W
1999-00	Panthers 4	vs. Washington 3 W
2000-01	Panthers 3	vs. Vancouver 4 L-OT
2001-02	Panthers 2	at Philadelphia 5 L
2002-03	Panthers 3	vs. Tampa Bay 4 L-OT
2003-04	Panthers 3	vs. Carolina 1 W
2005-06	Panthers 2	vs. Atlanta 0 W
2006-07	Panthers 8	vs. Boston 3 W
2007-08	Panthers 2	at NY Rangers 5 L
2008-09	Panthers 4	at Carolina 6 L
2009-10 (Helsinki)	Panthers 4	at Chicago 3 W-SO
2010-11	Panthers 2	at Edmonton 3 L
2011-12	Panthers 2	at NY Islanders 0 W
2012-13	Panthers 5	vs. Carolina 1 W
2013-14	Panthers 4	at Dallas 2 W
2014-15	Panthers 2	at Lightning 3 L-OT

HOME OPENER (11-6-2-2)		
1993-94	Panthers 1	Pittsburgh 2 L
1994-95	Panthers 2	Pittsburgh 6 L
1995-96	Panthers 3	Calgary 3 W
1996-97	Panthers 1	NY Rangers 1 T
1997-98	Panthers 2	NY Islanders 2 T
1998-99	Panthers 4	Tampa Bay 1 W
1999-00	Panthers 4	Washington 3 W
2000-01	Panthers 3	Vancouver 4 L-OT
2001-02	Panthers 0	NY Islanders 3 L
2002-03	Panthers 3	Tampa Bay 4 L-OT
2003-04	Panthers 3	Carolina 1 W
2005-06	Panthers 2	Atlanta 0 W
2006-07	Panthers 8	Boston 3 W
2007-08	Panthers 1	New Jersey 4 L
2008-09	Panthers 3	Atlanta 2 W-OT
2009-10	Panthers 2	New Jersey 3 L
2010-11	Panthers 6	Tampa Bay 0 W
2011-12	Panthers 3	Tampa Bay 2 W-SO
2012-13	Panthers 5	Carolina 1 W
2013-14	Panthers 6	vs. Pittsburgh 3 W
2014-15	Panthers 2	vs. New Jersey 5 L

ROAD OPENER (6-12-2-1)		
1993-94	Panthers 4	Chicago 4 T
1994-95	Panthers 1	NY Islanders 2 L
1995-96	Panthers 0	New Jersey 4 L
1996-97	Panthers 3	Philadelphia 1 W
1997-98	Panthers 3	Philadelphia 3 L
1998-99	Panthers 1	Nashville 0 W
1999-00	Panthers 2	Montreal 1 W
2000-01	Panthers 2	Boston 4 L
2001-02	Panthers 2	Philadelphia 5 L
2002-03	Panthers 5	Atlanta 4 W-OT
2003-04	Panthers 2	Carolina 2 T
2005-06	Panthers 1	Tampa Bay 2 L
2006-07	Panthers 0	Atlanta 6 L
2007-08	Panthers 2	NY Rangers 5 L
2008-09	Panthers 4	Carolina 6 L
2009-10	Panthers 2	Carolina 7 L
2010-11	Panthers 2	Edmonton 3 L
2011-12	Panthers 2	NY Islanders 0 W
2012-13	Panthers 0	Ottawa 4 L
2013-14	Panthers 4	at Dallas 2 W
2014-15	Panthers 2	at Lightning 3 L-OT

# PANTHERS RECORDS: 1993-2015

## Season By Season Attendance

SEASON	TOTAL ATT.	# OF HOME DATES	AVERAGE ATT.	SELLOUTS
1993-94	561,394	41	13,693	26
1994-95	340,619	24	14,192	12
1995-96	548,926	41	13,388	15
1996-97	602,823	41	14,703	41
1997-98	602,344	41	14,691	39
(MOVED FROM MIAMI ARENA (14,703) TO BANKATLANTIC CENTER (19,250))				
1998-99	758,542	41	18,501	13
1999-00	654,760	41	15,970	1
2000-01	601,857	41	14,679	1
2001-02	659,040	41	16,074	5
2002-03	632,552	41	15,428	6
2003-04	653,380	41	15,936	4
2005-06	656,587	41	16,014	2
2006-07	630,183	41	15,370	2
2007-08	632,876	41	15,436	4
2008-09	649,333	41	15,621	2
2009-10	605,863	40	15,147	1
2010-11	643,116	41	15,685	5
2011-12	681,792	41	16,629	17
2012-13	407,896	24	16,996	11
2013-14	595,527	41	14,525	8

TOTALS 12,119,460 785 15,439 215

## Regular Season Team Leaders

SEASON	PLAYER	GAMES PLAYED
1993-94	Bill Lindsay, Gord Murphy	84
1994-95	Tom Fitzgerald, Mike Hough, Bill Lindsay, Scott Mellanby, Rob Niedermayer	48
1995-96	Tom Fitzgerald, Johan Garpenlov, Rob Niedermayer	82
1996-97	Scott Mellanby, Robert Svehla	82
1997-98	Bill Lindsay	82
1998-99	Radek Dvorak, Kirk Muller, Rob Niedermayer	82
1999-00	Todd Simpson, Jaroslav Spacek, Robert Svehla	82
2000-01	Pavel Bure, Robert Svehla	82
2001-02	Robert Svehla	82
2002-03	Jay Bouwmeester, Ivan Majesky, Marcus Nilson	82
2003-04	Olli Jokinen, Lyle Odelein	82
2005-06	Jay Bouwmeester, Martin Gelinis, Olli Jokinen	82
2006-07	Bryan Allen, Jay Bouwmeester, Martin Gelinis, Nathan Horton, Olli Jokinen, Ruslan Salei	82
2007-08	Jay Bouwmeester, Nathan Horton, Olli Jokinen	82
2008-09	Keith Ballard, Jay Bouwmeester	82
2009-10	Keith Ballard, Michael Frolik, Bryan McCabe, Steven Reinprecht	82
2010-11	Marty Reasoner, Mike Weaver, David Booth, Mike Santorelli	82
2011-12	Brian Campbell, Tomas Fleischman, Mike Weaver	82
2012-13	Jonathan Huberdeau, Tomas Fleischman, Brian Campbell, Shawn Matthias	48
2013-14	Brian Campbell	82
2014-15	Brian Campbell, Derek MacKenzie	82

SEASON	PLAYER	GOALS
1993-94	Scott Mellanby	30
1994-95	Jesse Belanger	15
1995-96	Scott Mellanby	32
1996-97	Ray Sheppard	29
1997-98	Ray Whitney	32
1998-99	Ray Whitney	26
1999-00	Pavel Bure	58
2000-01	Pavel Bure	59
2001-02	Kristian Huselius	23
2002-03	Olli Jokinen	36
2003-04	Olli Jokinen	26
2005-06	Olli Jokinen	38
2006-07	Olli Jokinen	39
2007-08	Olli Jokinen	34
2008-09	David Booth	31
2009-10	Stephen Weiss	28
2010-11	David Booth	23
2011-12	Tomas Fleischmann	27
2012-13	Thomas Kopecky	35
2013-14	Brad Boyes	21
2014-15	Nick Bjugstad	24

SEASON	PLAYER	ASSISTS
1993-94	Jesse Belanger	33
1994-95	Stu Barnes	19
1995-96	Robert Svehla	49
1996-97	Robert Svehla	32
1997-98	Robert Svehla	34
1998-99	Ray Whitney	38
1999-00	Viktor Kozlov	53
2000-01	Pavel Bure	33
2001-02	Pavel Bure	27
2002-03	Viktor Kozlov	34
2003-04	Olli Jokinen	32
2005-06	Olli Jokinen	51
2006-07	Olli Jokinen	52
2007-08	Olli Jokinen	37
2008-09	Stephen Weiss	47
2009-10	Nathan Horton	37
2010-11	Stephen Weiss	28
2011-12	Brian Campbell	4
2012-13	Tomas Fleischmann	23
2013-14	Brian Campbell	30

SEASON	PLAYER	POINTS
2014-15	Brian Campbell	39
1993-94	Scott Mellanby	60
1994-95	Stu Barnes, Jesse Belanger	29
1995-96	Scott Mellanby	70
1996-97	Ray Sheppard	60
1997-98	Ray Whitney	61
1998-99	Ray Whitney	64
1999-00	Pavel Bure	94
2000-01	Pavel Bure	92
2001-02	Pavel Bure	49
2002-03	Olli Jokinen	65
2003-04	Olli Jokinen	58
2005-06	Olli Jokinen	89
2006-07	Olli Jokinen	91
2007-08	Olli Jokinen	71
2008-09	Stephen Weiss	61
2009-10	Stephen Weiss	60
2010-11	Stephen Weiss	49
2011-12	Tomas Fleischmann	61
2012-13	Tomas Fleischmann	35
2013-14	Nick Bjugstad	38
2014-15	Jonathan Huberdeau	54

SEASON	PLAYER	PLUS/MINUS (MIN. 20 GP)
1993-94	Brian Skrudland	+13
1994-95	Paul Laus	+12
1995-96	Bill Lindsay	+13
1996-97	Rhett Warrener	+20
1997-98	Ray Whitney	+10
1998-99	Jaroslav Spacek	+15
1999-00	Pavel Bure	+25
2000-01	Denis Shvidki	+6
2001-02	Darren Van Impe	+3
2002-03	Andreas Lilja	+8
2003-04	Pavel Trnká	+2
2005-06	Martin Gelinis	+27
2006-07	Jay Bouwmeester	+23
2007-08	Jassen Cullimore	+21
2008-09	Stephen Weiss	+19
2009-10	Jason Garrison	+5
2010-11	Chris Higgins	+5
2011-12	Jason Garrison	+6
2012-13	Eric Selleck	+2
2013-14	Scottie Upshall	+1
2014-15	Aaron Ekblad, Tomas Fleischmann	+12

SEASON	PLAYER	PIM
1993-94	Brent Severyn	156
1994-95	Paul Laus	138
1995-96	Paul Laus	236
1996-97	Paul Laus	313
1997-98	Paul Laus	293
1998-99	Peter Worrell	258
1999-00	Todd Simpson	202
2000-01	Peter Worrell	248
2001-02	Peter Worrell	354
2002-03	Peter Worrell	193
2003-04	Darcy Hordichuk	158
2005-06	Chris Gratton	104
2006-07	Steve Montador	119
2007-08	Nathan Horton	85
2008-09	Nick Boynton	91
2009-10	Bryan Allen	99
2010-11	Darcy Hordichuk	76
2011-12	Krys Barch	114
2012-13	George Parros	57
2013-14	Erik Gudbranson	114
2014-15	Erik Gudbranson	58

# PANTHERS RECORDS: 1993-2015

## Regular Season Team Leaders

SEASON	PLAYER	POWER-PLAY GOALS
1993-94	Scott Mellanby.....	17
1994-95	Jesse Belanger.....	6
1995-96	Scott Mellanby.....	19
1996-97	Ray Sheppard.....	13
1997-98	Ray Whitney.....	12
1998-99	Ray Whitney.....	7
1999-00	Pavel Bure.....	11
2000-01	Pavel Bure.....	19
2001-02	Pavel Bure.....	9
2002-03	Olli Jokinen.....	13
2003-04	Olli Jokinen.....	8
2005-06	Olli Jokinen.....	14
2006-07	Stephen Weiss.....	10
2007-08	Olli Jokinen.....	18
2008-09	David Booth.....	11
2009-10	Stephen Weiss.....	12
2010-11	David Booth, Dennis Wideman.....	8
2011-12	Jason Garrison.....	9
2012-13	Brian Campbell.....	6
2013-14	Sean Bergenheim, Aleksander Barkov, Jimmy Hayes..	3
2014-15	Nick Bjugstad, Brandon Pirri.....	7

SEASON	PLAYER	SHORT-HANDED GOALS
1993-94	Tom Fitzgerald.....	3
1994-95	Bill Lindsay.....	1
1995-96	Tom Fitzgerald.....	6
1996-97	Tom Fitzgerald.....	2
1997-98	Radek Dvorak.....	3
1998-99	Radek Dvorak.....	4
1999-00	Pavel Bure.....	2
2000-01	Pavel Bure.....	5
2001-02	Eight players.....	1
2002-03	Olli Jokinen.....	3
2003-04	Olli Jokinen.....	2
2005-06	Five Players.....	1
2006-07	Jozef Stumpel.....	2
2007-08	Gregory Campbell.....	2
2008-09	Radek Dvorak.....	4
2009-10	Radek Dvorak.....	3
2010-11	Stephen Weiss.....	2
2011-12	Stephen Weiss, Kris Versteeg, Sean Bergenheim, Jack Skille.....	1
2012-13	Drew Shore, Shawn Matthias, Tomas Kopecky, Tomas Fleischmann.....	1
2013-14	Nick Bjugstad, Scottie Upshall, Brad Boyes, Dmitry Kulikov, Tomas Kopecky, Vincent Trocheck, Drew Shore, Quinton Howden.....	1
2014-15	Dave Bolland.....	1

SEASON	PLAYER	GAME-WINNING GOALS
1993-94	Jody Hull.....	5
1994-95	Scott Mellanby.....	5
1995-96	Johan Garpenlov.....	7
1996-97	Ray Sheppard.....	7
1997-98	Bill Lindsay.....	5
1998-99	Ray Whitney.....	6
1999-00	Pavel Bure.....	14
2000-01	Pavel Bure.....	8
2001-02	Ivan Novoseltsev.....	5
2002-03	Olli Jokinen.....	6
2003-04	Olli Jokinen.....	8
2005-06	Olli Jokinen.....	9
2006-07	Olli Jokinen.....	8
2007-08	David Booth.....	6
2008-09	David Booth, Nathan Horton.....	5
2009-10	Nathan Horton, Cory Stillman.....	4
2010-11	Marty Reasoner.....	4
2011-12	Stephen Weiss.....	6
2012-13	Tomas Fleischmann, Brian Campbell, Dmitry Kulikov.....	2
2013-14	Nick Bjugstad.....	4
2014-15	Aaron Ekblad, Brad Boyes, Brandon Pirri.....	4
SEASON	PLAYER	SHOTS
1993-94	Scott Mellanby.....	204
1994-95	Scott Mellanby.....	130
1995-96	Scott Mellanby.....	225
1996-97	Ray Sheppard.....	226
1997-98	Scott Mellanby.....	188
1998-99	Viktor Kozlov.....	209
1999-00	Pavel Bure.....	360
2000-01	Pavel Bure.....	384
2001-02	Pavel Bure.....	238
2002-03	Olli Jokinen.....	240
2003-04	Olli Jokinen.....	280
2005-06	Olli Jokinen.....	351
2006-07	Olli Jokinen.....	351
2007-08	Olli Jokinen.....	341
2008-09	David Booth.....	246
2009-10	Michael Frolik.....	219
2010-11	David Booth.....	280
2011-12	Tomas Fleischmann.....	217
2012-13	Peter Mueller.....	131
2013-14	Sean Bergenheim.....	190

2014-15	Nick Bjugstad.....	207
---------	--------------------	-----

SEASON	GOALTENDER	WINS
1993-94	John Vanbiesbrouck.....	21
1994-95	John Vanbiesbrouck.....	14
1995-96	John Vanbiesbrouck.....	26
1996-97	John Vanbiesbrouck.....	27
1997-98	John Vanbiesbrouck.....	18
1998-99	Sean Burke.....	21
1999-00	Mike Vernon.....	18
2000-01	Roberto Luongo.....	12
2001-02	Roberto Luongo.....	16
2002-03	Roberto Luongo.....	20
2003-04	Roberto Luongo.....	25
2005-06	Roberto Luongo.....	35
2006-07	Ed Belfour.....	27
2007-08	Tomas Vokoun.....	30
2008-09	Tomas Vokoun.....	26
2009-10	Tomas Vokoun.....	23
2010-11	Tomas Vokoun.....	22
2011-12	Jose Theodore.....	22
2012-13	Jacob Markstrom.....	8
2013-14	Tim Thomas.....	16
2014-15	Roberto Luongo.....	28

SEASON	GOALTENDER	SHUTOUTS
1993-94	John Vanbiesbrouck, Mark Fitzpatrick.....	1
1994-95	John Vanbiesbrouck.....	4
1995-96	John Vanbiesbrouck.....	2
1996-97	John Vanbiesbrouck.....	2
1997-98	John Vanbiesbrouck.....	4
1998-99	Sean Burke.....	3
1999-00	Trevor Kidd, Mike Vernon.....	1
2000-01	Roberto Luongo.....	5
2001-02	Roberto Luongo.....	4
2002-03	Roberto Luongo.....	6
2003-04	Roberto Luongo.....	7
2005-06	Roberto Luongo.....	4
2006-07	Ed Belfour, Alex Auld.....	1
2007-08	Tomas Vokoun.....	4
2008-09	Tomas Vokoun.....	6
2009-10	Tomas Vokoun.....	7
2010-11	Tomas Vokoun.....	6
2011-12	Jose Theodore.....	3
2012-13	Jacob Markstrom, Scott Clemmensen, Jose Theodore.....	0
2013-14	Roberto Luongo.....	1
2014-15	Roberto Luongo.....	2

SEASON	GOALTENDER	GAA (MIN. 20 GP)
1993-94	John Vanbiesbrouck.....	2.53
1994-95	John Vanbiesbrouck.....	2.47
1995-96	John Vanbiesbrouck.....	2.68
1996-97	John Vanbiesbrouck.....	2.29
1997-98	John Vanbiesbrouck.....	2.87
1998-99	Sean Burke.....	2.66
1999-00	Mikhail Shtalenkov.....	2.31
2000-01	Roberto Luongo.....	2.44
2001-02	Roberto Luongo.....	2.77
2002-03	Roberto Luongo.....	2.71
2003-04	Roberto Luongo.....	2.43
2005-06	Roberto Luongo.....	2.97
2006-07	Ed Belfour.....	2.77
2007-08	Tomas Vokoun.....	2.68
2008-09	Tomas Vokoun.....	2.49
2009-10	Tomas Vokoun.....	2.55
2010-11	Tomas Vokoun.....	2.55
2011-12	Jose Theodore.....	2.46
2012-13	Scott Clemmensen.....	3.67
2013-14	Tim Thomas.....	2.87
2014-15	Roberto Luongo.....	2.35

2014-15	Roberto Luongo.....	2.53
<b>SEASON</b>	<b>GOALTENDER/SAVE PERCENTAGE (MIN. 20 GP)</b>	
1993-94	John Vanbiesbrouck.....	.924
1994-95	John Vanbiesbrouck.....	.914
1995-96	John Vanbiesbrouck.....	.903
1996-97	John Vanbiesbrouck.....	.919
1997-98	John Vanbiesbrouck.....	.899
1998-99	Sean Burke.....	.907
1999-00	Mike Vernon.....	.919
2000-01	Roberto Luongo.....	.920
2001-02	Roberto Luongo.....	.915
2002-03	Roberto Luongo.....	.918
2003-04	Roberto Luongo.....	.931
2005-06	Roberto Luongo.....	.914
2006-07	Ed Belfour.....	.902
2007-08	Tomas Vokoun.....	.919
2008-09	Tomas Vokoun.....	.926
2009-10	Tomas Vokoun.....	.925
2010-11	Tomas Vokoun.....	.922
2011-12	Jose Theodore.....	.917
2012-13	Jacob Markstrom.....	.901
2013-14	Tim Thomas.....	.909
2014-15	Roberto Luongo.....	.921



# PANTHERS RECORDS: 1993-2015

## Panthers Penalty Shots

PLAYER	YEAR	DATE	OPPONENT	HOME/AWAY	GOALTENDER	RESULT
Mike Hough	1995-96	2/29/96	Washington	Home	Kolzig	No Goal
Martin Straka	1995-96	4/3/96	Ottawa	Away	Rhodes	No Goal
Rob Niedermayer	1996-97	3/13/97	Vancouver	Home	Hirsch	No Goal
Tom Fitzgerald	1997-98	1/31/98	Tampa Bay	Home	Fitzpatrick	No Goal
Pavel Bure	1998-99	2/26/99	Detroit	Away	Osgood	Goal
Ray Whitney	1998-99	3/21/99	Anaheim	Away	Hebert	Goal
Viktor Kozlov	1999-00	2/23/00	Washington	Away	Kolzig	Goal
Pavel Bure	2001-02	1/25/02	Carolina	Away	Irbe	No Goal
Pavel Bure	2001-02	2/9/02	Boston	Away	Dafoe	No Goal
Vaclav Nedorost	2003-04	12/13/03	Nashville	Away	Vokoun	No Goal
Nathan Horton	2003-04	1/8/04	Philadelphia	Away	Hackett	Goal
Gregory Campbell	2006-07	12/2/06	Atlanta	Home	Lehtonen	No Goal
Ville Peltonen	2006-07	3/3/07	Tampa Bay	Home	Denis	Goal
Bryan Allen	2006-07	4/7/07	Carolina	Away	Grahame	No Goal
Jozef Stumpel	2007-08	10/27/07	Nashville	Away	Ellis	Goal
Kamil Kreps	2007-08	12/5/07	Ottawa	Home	Emery	No Goal
Stephen Weiss	2007-08	12/7/07	NY Islanders	Home	DiPietro	No Goal
Radek Dvorak	2007-08	12/30/07	Philadelphia	Home	Nittymaki	No Goal
Nathan Horton	2007-08	2/16/08	Carolina	Away	Grahame	Goal
Michael Frolik	2008-09	1/10/09	Atlanta	Home	Lehtonen	Goal
David Booth	2008-09	1/19/09	Buffalo	Home	Miller	Goal
Radek Dvorak	2008-09	1/29/09	Montreal	Home	Price	Goal
David Booth	2008-09	3/1/09	Washington	Away	Theodore	No Goal
Shawn Matthias	2009-10	1/26/10	Montreal	Home	Halak	Goal
David Booth	2010-11	3/19/11	NY Islanders	Home	DiPietro	No Goal
Radek Dvorak	2010-11	11/27/10	Tampa Bay	Away	Ellis	Goal
David Booth	2010-11	10/30/10	Montreal	Away	Price	Goal
Stephen Weiss	2011-12	12/20/11	Phoenix	Home	LaBarbera	No Goal
Jack Skille	2011-12	11/29/11	Carolina	Away	Ward	No Goal
Tomas Kopecky	2011-12	10/22/11	NY Islanders	Home	Nabokov	No Goal
Quinton Howden	2012-13	4/20/13	New Jersey	Away	Brodeur	No Goal
Jonathan Huberdeau	2012-13	3/5/13	Winnipeg	Home	Ondrej Pavelec	Goal
Jonathan Huberdeau	2012-13	2/21/13	Philadelphia	Away	Ilya Bryzgalov	Goal
Jonathan Huberdeau	2013-14	10/22/13	Chicago	Home	Corey Crawford	No Goal
Sean Bergenheim	2013-14	3/7/14	Buffalo	Home	Michal Neuvirth	No Goal
Derek MacKenzie	2014-15	2/24/15	Chicago	Away	Darling	No Goal

## Penalty Shots vs. Panthers

PLAYER	YEAR	DATE	OPPONENT	HOME/AWAY	GOALTENDER	RESULT
Zigmund Palffy	1993-94	4/14/94	NY Islanders	Home	Vanbiesbrouck	No Goal
Dean McAmmond	1995-96	1/5/96	Edmonton	Away	Fitzpatrick	No Goal
Jaromir Jagr	1996-97	11/9/96	Pittsburgh	Home	Fitzpatrick	No Goal
Mike Sillinger	1996-97	1/14/97	Vancouver	Away	Fitzpatrick	Goal
Mario Lemieux	1996-97	4/11/97	Pittsburgh	Home	Vanbiesbrouck	Goal
Trent Klatt	1997-98	10/1/97	Philadelphia	Away	Vanbiesbrouck	No Goal
Paul Kariya	1997-98	1/21/98	Anaheim	Away	Weekes	Goal
Derek King	1997-98	2/7/98	Toronto	Away	Vanbiesbrouck	Goal
Ted Donato	1998-99	4/12/99	Ottawa	Away	McLean	No Goal
Terry Yake	1999-00	11/18/99	St. Louis	Away	Burke	No Goal
Claude Lapointe	1999-00	1/12/00	NY Islanders	Home	Vernon	No Goal
Magnus Arvedson	2002-03	1/22/03	Ottawa	Home	Hurme	No Goal
Michael Peca	2003-04	11/19/03	NY Islanders	Home	Luongo	No Goal
P.J. Axelsson	2003-04	1/24/04	Boston	Away	Luongo	No Goal
Alexander Korolyuk	2003-04	2/3/04	San Jose	Away	Luongo	No Goal
Miroslav Satan	2005-06	10/10/05	NY Islanders	Away	Luongo	No Goal
Erik Cole	2005-06	11/11/05	Carolina	Home	Luongo	No Goal
Marian Hossa	2005-06	12/17/05	Atlanta	Away	Luongo	No Goal
Alex Kovalev	2005-06	12/30/05	Montreal	Away	Luongo	No Goal
Matt Pettinger	2005-06	04/15/06	Washington	Home	McLennan	No Goal
Thomas Vanek	2006-07	11/10/06	Buffalo	Away	Auld	No Goal
Vincent Lecavalier	2006-07	11/22/06	Tampa Bay	Home	Auld	No Goal
Valtteri Filppula	2007-08	12/15/07	Detroit	Away	Vokoun	Goal
Pavel Datsyuk	2007-08	12/15/07	Detroit	Away	Vokoun	No Goal
Markus Naslund	2007-08	2/1/08	Vancouver	Home	Vokoun	No Goal
Martin St. Louis	2009-10	1/14/10	Tampa Bay	Away	Vokoun	No Goal
Vincent Lecavalier	2010-11	1/21/11	Tampa Bay	Home	Vokoun	No Goal
Vincent Lecavalier	2010-11	4/8/11	Tampa Bay	Away	Clemmensen	Goal
Matt Read	2011-12	11/13/11	Philadelphia	Home	Theodore	Goal
Benoit Pouliot	2012-13	4/27/13	Tampa Bay	Away	Markstrom	No Goal
Guillaume Latendresse	2012-13	1/24/13	Ottawa	Home	Theodore	No Goal
Alexander Steen	2013-14	10/5/13	@ St Louis	Away	Thomas	Goal
Patrick Marleau	2014-15	11/20/14	San Jose	Away	Luongo	No Goal
Carl Hagelin	2014-15	2/2/15	NY Rangers	Away	Luongo	No Goal
Tyler Johnson	2014-15	3/1/15	Tampa Bay	Home	Montoya	No Goal

# PANTHERS RECORDS: 1993-2015

## Panthers Hat Tricks

YEAR	NO.	PLAYER	DATE	SCORE	GOALTENDER
1993-94		NO HAT TRICKS			
1994-95		NO HAT TRICKS			
1995-96	1	Johan Garpenlov	1/23/96	Panthers 5 at Washington 4	Carey
	2	Ray Sheppard	3/21/96	Panthers 3 vs. NY Islanders 2	Fichaud
1996-97	3	Ray Sheppard	11/26/96	Panthers 4 vs. Sabres 3	Hasek, Trefilov
	4	Ray Sheppard	12/22/96	Panthers 3 at NY Rangers 7	Richter
	5	Ray Sheppard	3/13/97	Panthers 5 vs. Vancouver 4	Hirsch
1997-98	6	Dave Gagner	10/4/97	Panthers 5 at Pittsburgh 3	Wregget
	7	Ray Sheppard	11/26/97	Panthers 10 vs. Boston 5	Daford, Carey
1998-99	8	Mark Parrish (4)	10/30/98	Panthers 7 at Chicago 3	Fitzpatrick, Hackett
	9	Pavel Bure	1/26/99	Panthers 3 at Philadelphia 3	Vanbiesbrouck
	10	Pavel Bure	3/3/99	Panthers 5 vs. Colorado 7	Roy
1999-00	11	Pavel Bure	12/8/99	Panthers 6 at Phoenix 1	Essensa, Esche
	12	Pavel Bure	12/17/99	Panthers 4 at Buffalo 2	Biron
	13	Pavel Bure (4)	1/1/00	Panthers 7 vs. Tampa Bay 5	Hodson
	14	Viktor Kozlov	1/5/00	Panthers 5 at Anaheim 1	Hebert, Roussel
	15	Pavel Bure	3/18/00	Panthers 4 at NY Islanders 2	Weekes
2000-01	16	Pavel Bure (4)	2/10/01	Panthers 7 at Atlanta 3	Hnilicka, Rhodes
	17	Pavel Bure	2/14/01	Panthers 4 vs. Phoenix 3	Esche
	18	Pavel Bure	3/11/01	Panthers 4 at NY Islanders 1	DiPietro
	19	Pavel Bure	3/17/01	Panthers 3 vs. Toronto 5	Joseph
2001-02		NO HAT TRICKS			
2002-03		NO HAT TRICKS			
2003-04		NO HAT TRICKS			
2005-06	20	Olli Jokinen	11/25/05	Panthers 6 vs. Pittsburgh 3	Caron, Thibault
	21	Nathan Horton	12/13/05	Panthers 7 vs. Nashville 3	Finley
	22	Jonathan Sim	2/7/06	Panthers 5 at Washington 0	Kolzig
	23	Joe Nieuwendyk	4/11/06	Panthers 5 at Toronto 6	Aubin
2006-07	24	Olli Jokinen	11/16/06	Panthers 5 vs. Montreal 1	Aebischer
	25	Olli Jokinen	1/10/07	Panthers 5 vs. Pittsburgh 2	Thibault
	26	Stephen Weiss	1/13/07	Panthers 7 vs. Washington 3	Kolzig
	27	Olli Jokinen	2/27/07	Panthers 6 at Washington 5	Johnson
2007-08	28	Richard Zednik	2/5/08	Panthers 8 at Toronto 0	Raycroft, Toskala
2008-09	29	David Booth	11/9/08	Panthers 3 at Anaheim 1	Giguere
	30	David Booth	3/7/09	Panthers 5 vs. St. Louis 3	Mason
2009-10	31	Steven Reinprecht	10/30/09	Panthers 6 at Dallas 5 (SO)	Auld
	32	Stephen Weiss	12/2/09	Panthers 6 vs. Colorado 5 (SO)	Anderson
	33	Nathan Horton	12/14/09	Panthers 7 at NY Islanders 1	Roloson, Biron
	34	Radek Dvorak	1/3/10	Panthers 6 vs. Pittsburgh 2	Fleury
2010-11		NO HAT TRICKS FOR			
2011-12	35	Kris Versteeg	11/10/11	Panthers 5 at Winnipeg 2	Pavelec
2012-13	36	Tomas Kopecky	2/26/13	Panthers 6 vs Pittsburgh 4	Vokoun
2013-14		NO HAT TRICKS			
2014-15		NO HAT TRICKS			

## Panthers Hat Tricks

YEAR	NO.	PLAYER	DATE	SCORE	GOALTENDER
1993-94	1	Brendan Shanahan	10/7/93	Panthers 3 at St. Louis 5	Fitzpatrick
1994-95	2	Eric Lindros	3/18/95	Panthers 3 vs. Philadelphia 4	(OT) Vanbiesbrouck
	3	Steven Rice	3/29/95	Panthers 4 vs. Hartford 4	Vanbiesbrouck, Fitzpatrick
1995-96	4	Adam Oates (4)	12/14/95	Panthers 3 at Boston 6	Vanbiesbrouck
	5	Mario Lemieux	12/30/95	Panthers 5 at Pittsburgh 6	Vanbiesbrouck, Fitzpatrick
	6	Martin Rucinsky	1/25/96	Panthers 2 vs. Montreal 6	Vanbiesbrouck, Fitzpatrick
	7	Pat LaFontaine	2/25/96	Panthers 1 at Buffalo 6	Vanbiesbrouck
	8	Geoff Sanderson	3/2/96	Panthers 1 at Hartford 7	Vanbiesbrouck, Fitzpatrick
1996-97		NO HAT TRICKS AGAINST			
1997-98	9	Keith Tkachuk	12/1/97	Panthers 2 vs. Phoenix 3	Fitzpatrick
	10	Paul Kariya	1/21/98	Panthers 3 at Anaheim 8	Vanbiesbrouck, Weekes
	11	Eric Daze (4)	3/15/98	Panthers 4 vs. Chicago 8	Vanbiesbrouck, Weekes
	12	Mikael Renberg	3/21/98	Panthers 1 at Tampa Bay 5	Vanbiesbrouck
1998-99	13	Peter Forsberg	3/3/99	Panthers 5 vs. Colorado 7	Burke
	14	Anson Carter	4/7/99	Panthers 2 vs. Boston 5	McLean
	15	Steve Sullivan (4)	4/10/99	Panthers 1 at Toronto 9	Burke, McLean
1999-00	16	Nik Antropov	12/20/99	Panthers 4 vs. Toronto 6	Shtalenkov
	17	Mariusz Czerkawski	4/9/00	Panthers 2 at NY Islanders 3	Kidd
	18	Marian Hossa	11/18/00	Panthers 2 at Ottawa 5	Kidd, Luongo
	19	Scott Thornton	3/7/01	Panthers 3 vs. San Jose 3	Luongo
	20	Deron Quint	3/9/01	Panthers 6 vs. Columbus 7 (OT)	Kidd
2000-01		NO HAT TRICKS AGAINST			
2001-02	21	J.P. Dumont	11/12/01	Panthers 3 vs. Buffalo 5	Luongo
	22	Pascal Rheaume (4)	1/19/02	Panthers 1 vs. Atlanta 6	Luongo, Kidd
	23	Yanic Perreault	1/21/02	Panthers 7 vs. Montreal 5	Luongo
2002-03	24	Shawn McEachern	10/12/02	Panthers 5 at Atlanta 4 (OT)	Luongo, Hurme
	25	Jaromir Jagr	1/11/03	Panthers 2 at Washington 12	Luongo, Hurme
2003-04	26	Alyn McCauley	11/1/03	Panthers 2 vs. San Jose 6	Shields
	27	Alex Tanquay	1/21/04	Panthers 5 vs. Colorado 6	Luongo
2005-06	28	Brandon Bochenski	12/5/05	Panthers 3 vs. Ottawa 6	Luongo, McLennan
	29	Chris Clark	3/18/06	Panthers 4 at Washington 3	Luongo
	30	Mats Sundin (4)	4/11/06	Panthers 5 at Toronto 6	McLennan
2006-07	31	Ilya Kovalchuk	10/24/06	Panthers 3 vs. Atlanta 6	Auld
	32	Dany Heatley	11/24/06	Panthers 4 vs. Ottawa 6	Belfour
2007-08		NO HAT-TRICKS AGAINST			
2008-09	33	Maxim Lapierre	12/29/08	Panthers 2 vs. Montreal 5	Anderson
	34	Mike Ribeiro	1/21/09	Panthers 1 vs. Dallas 4	Vokoun
	35	Alexander Ovechkin	2/15/09	Panthers 2 vs. Washington 4	Vokoun
2009-10		NO HAT TRICKS AGAINST			
2010-11		NO HAT TRICKS AGAINST			
2011-12	36	Brad Marchand	12/23/11	Panthers 0 at Boston 8	Theodore, Clemmensen
	37	Martin St. Louis	2/4/12	Panthers 3 at Tampa Bay 6	Clemmensen
2012-13	38	Matt Read	1/26/13	Panthers 1 vs Philadelphia 7	Theodore, Clemmensen
	39	Alex Ovechkin	4/6/13	Panthers 3 vs Washington 4	Markstrom
2013-14	40	David Krejci	3/4/14	Panthers 1 at Boston 4	Thomas
	41	Steven Stamkos	10/10/13	Panthers 2 at Tampa 7	Markstrom
2014-15	42	Mathieu Perreault (4)	1/13/15	Panthers 2 at Winnipeg 8	Luongo, Montoya

# PANTHERS RECORDS: 1993-2015

## Panthers Shutouts

YEAR	NO.	DATE	OPPONENT	SCORE	GOALTENDER
1993-94	1	10/9/93	at Tampa Bay	2-0	John Vanbiesbrouck
	2	2/6/94	vs. Boston	3-0	Mark Fitzpatrick
1994-95	3	2/9/95	at Philadelphia	3-0	John Vanbiesbrouck
	4	2/15/95	vs. Ottawa	2-0	Mark Fitzpatrick
	5	2/28/95	at NY Rangers	0-0	John Vanbiesbrouck
	6	3/11/95	at Boston	2-0	John Vanbiesbrouck
	7	3/26/95	vs. Pittsburgh	2-0	John Vanbiesbrouck
	8	4/20/95	vs. New Jersey	1-0	Mark Fitzpatrick
1995-96	9	10/21/95	vs. Hartford	3-0	John Vanbiesbrouck
	10	3/17/96	vs. New Jersey	3-0	John Vanbiesbrouck
1996-97	11	10/12/96	vs. Hartford	6-0	John Vanbiesbrouck
	12	1/4/97	at Los Angeles	5-0	John Vanbiesbrouck
1997-98	13	11/15/97	at NY Islanders	1-0	Mark Fitzpatrick
	14	12/18/97	at Washington	4-0	John Vanbiesbrouck
	15	1/27/98	vs. Carolina	3-0	John Vanbiesbrouck
	16	1/31/98	vs. Tampa Bay	2-0	John Vanbiesbrouck
	17	3/29/98	at Chicago	4-0	John Vanbiesbrouck
1998-99	18	10/10/98	at Nashville	1-0	Kirk McLean
	19	1/16/99	vs. NY Islanders	1-0	Sean Burke
	20	2/18/99	at St. Louis	0-0	Sean Burke
	21	3/13/99	vs. Tampa Bay	1-0	Sean Burke
	22	4/12/99	at Ottawa	2-0	Kirk McLean
1999-00	23	11/27/99	vs. Atlanta	3-0	Trevor Kidd
	24	2/16/00	vs. NY Rangers	3-0	Mike Vernon
2000-01	25	10/22/00	at Minnesota	0-0	Roberto Luongo
	26	11/17/00	at Columbus	3-0	Trevor Kidd
	27	12/29/00	vs. Boston	3-0	Roberto Luongo
	28	1/15/01	vs. Dallas	2-0	Roberto Luongo
	29	2/19/01	vs. St. Louis	3-0	Roberto Luongo
	30	4/7/01	vs. NY Rangers	3-0	Roberto Luongo
2001-02	31	10/7/01	at Tampa Bay	5-0	Roberto Luongo
	32	11/7/01	vs. Pittsburgh	2-0	Roberto Luongo
	33	11/16/01	at Buffalo	2-0	Trevor Kidd
	34	11/21/01	vs. Anaheim	6-0	Roberto Luongo
	35	12/5/01	vs. Columbus	2-0	Roberto Luongo
2002-03	36	11/9/02	vs. Calgary	3-0	Jani Hurme
	37	12/6/02	at Carolina	2-0	Roberto Luongo
	38	12/20/02	at Buffalo	3-0	Roberto Luongo
	39	1/15/03	vs. Boston	3-0	Roberto Luongo
	40	1/18/03	vs. Pittsburgh	3-0	Roberto Luongo
	41	2/6/03	at Pittsburgh	6-0	Roberto Luongo
	42	2/18/03	at Montreal	3-0	Roberto Luongo
2003-04	43	11/11/03	vs. Tampa Bay	4-0	Roberto Luongo
	44	12/19/03	vs. Dallas	1-0	Roberto Luongo
	45	1/3/04	vs. Columbus	1-0	Roberto Luongo
	46	2/20/04	at Pittsburgh	2-0	Roberto Luongo
	47	2/23/04	at Boston	2-0	Roberto Luongo
	48	2/25/04	vs. Toronto	4-0	Roberto Luongo
	49	3/2/04	at Washington	1-0	Roberto Luongo
2005-06	50	10/5/05	vs. Atlanta	2-0	Roberto Luongo
	51	10/7/05	vs. Tampa Bay	2-0	Roberto Luongo
	52	1/27/06	vs. New Jersey	4-0	Roberto Luongo
	53	2/7/06	at Washington	5-0	Roberto Luongo
2006-07	54	11/28/06	at Montreal	0-1 SOL	Alex Auld
	55	2/13/07	at Montreal	1-0	Ed Belfour
2007-08	56	10/11/07	vs. New Jersey	3-0	Tomas Vokoun
	57	12/7/07	vs. NY Islanders	3-0	Tomas Vokoun
	58	12/13/07	at St. Louis	1-0	Tomas Vokoun
	59	2/5/08	at Toronto	8-0	Tomas Vokoun
	60	3/2/08	at NY Islanders	1-0	Craig Anderson
	61	3/4/08	at Boston	1-0	Craig Anderson
2008-09	62	10/18/08	vs. NY Islanders	2-0	Tomas Vokoun
	63	11/12/08	vs. Tampa Bay	4-0	Craig Anderson
	64	11/30/08	at NY Rangers	4-0	Craig Anderson
	65	12/11/08	at Edmonton	2-0	Craig Anderson
	66	12/21/08	vs. Colorado	3-0	Tomas Vokoun
	67	12/23/08	vs. Nashville	3-0	Tomas Vokoun
	68	2/12/09	at Carolina	5-0	Tomas Vokoun
	69	2/17/09	vs. New Jersey	4-0	Tomas Vokoun
	70	2/21/09	vs. Boston	2-0	Tomas Vokoun
2009-10	71	10/31/09	at St. Louis	4-0	Tomas Vokoun
	72	11/4/09	vs. Carolina	3-0	Tomas Vokoun
	73	11/12/09	at Boston	1-0 SOW	Tomas Vokoun
	74	1/9/10	at Ottawa	3-0	Tomas Vokoun
	75	1/18/10	vs. Atlanta	1-0	Tomas Vokoun
	76	1/23/10	vs. Toronto	2-0	Tomas Vokoun
	77	1/31/10	vs. NY Islanders	2-0	Tomas Vokoun
	78	4/1/10	at Boston	1-0	Scott Clemmensen
2010-11	79	10/14/10	at Calgary	3-0	Tomas Vokoun
	80	10/16/10	vs. Tampa Bay	6-0	Tomas Vokoun

# PANTHERS RECORDS: 1993-2015

## Panthers Shutouts Continued

	81	12/9/10	at Washington	3-0	Tomas Vokoun
	82	12/20/10	at Philadelphia	5-0	Tomas Vokoun
	83	1/2/11	vs. NY Rangers	3-0	Tomas Vokoun
	84	3/17/11	vs. Toronto	4-0	Scott Clemmensen
2011-12	85	4/9/11	vs. Washington	1-0	Tomas Vokoun
	86	10/8/11	at NY Islanders	2-0	Jose Theodore
	87	11/15/11	at Dallas	6-0	Scott Clemmensen
	88	12/8/11	at Boston	2-0	Jose Theodore
	89	3/11/12	vs. Carolina	2-0	Jose Theodore
2012-13					No Shutouts
2013-14	90	3/7/14	vs. Buffalo	2-0	Roberto Luongo
2014-15	91	10/17/14	at Buffalo	1-0	Luongo
	92	1/2/15	at Buffalo	2-0	Luongo
	93	3/14/15	at Carolina	2-0	Ellis

## Shutouts vs. Panthers

YEAR	NO.	DATE	OPPONENT	SCORE	GOALTENDER
1993-94	1	11/27/93	at Hartford	4-0	Jeff Reese
1994-95	2	2/28/95	at NY Rangers	0-0	Mike Richter
	3	3/24/95	at Buffalo	3-0	Dominik Hasek
	4	4/5/95	vs. NY Rangers	5-0	Mike Richter
	5	4/14/95	at Washington	3-0	Jim Carey
	6	4/26/95	at Buffalo	5-0	Dominik Hasek
1995-96	7	10/7/95	at New Jersey	4-0	Martin Brodeur
	8	1/6/96	at Calgary	2-0	Rick Tabaracci
	9	2/24/96	vs. NY Rangers	4-0	Glenn Healy
	10	3/5/96	at St. Louis	2-0	Grant Fuhr
	11	3/27/96	at NY Rangers	3-0	Mike Richter
1996-97	12	12/3/96	at New Jersey	2-0	Martin Brodeur
	13	1/1/97	vs. Anaheim	3-0	Guy Hebert
	14	1/15/97	at Edmonton	4-0	Curtis Joseph
	15	2/15/97	at NY Islanders	1-0	Tommy Salo
	16	3/1/97	at Tampa Bay	2-0	Rick Tabaracci
	17	3/5/97	vs. Phoenix	3-0	Nikolai Khabibulin
1997-98	18	10/16/97	at Dallas	4-0	Ed Belfour
	19	10/22/97	at Montreal	3-0	Jocelyn Thibault
	20	12/20/97	at Philadelphia	2-0	Garth Snow
	21	3/13/98	vs. Edmonton	4-0	Curtis Joseph
1998-99	22	10/23/98	vs. Vancouver	5-0	Garth Snow
	23	11/14/98	at Pittsburgh	4-0	Tom Barrasso
	24	11/26/98	vs. Boston	1-0	Byron Dafeo
	25	12/23/98	vs. Washington	4-0	Olaf Kolzig
	26	1/18/99	vs. Buffalo	4-0	Dominik Hasek
	27	2/5/99	at Pittsburgh	3-0	Tom Barrasso
	28	2/13/99	at Montreal	4-0	Jeff Hackett
	29	2/18/99	at St. Louis	0-0	Jamie McLennan
	30	3/9/99	at Boston	2-0	Byron Dafeo
	31	4/5/99	vs. Washington	3-0	Olaf Kolzig
1999-00	32	10/24/99	at Philadelphia	2-0	John Vanbiesbrouck
	33	10/30/99	at Ottawa	5-0	Ron Tugnutt
	34	11/18/99	at St. Louis	3-0	Roman Turek
2000-01	35	10/22/00	at Minnesota	0-0	Jamie McLennan
	36	11/1/00	vs. NY Islanders	3-0	Wade Flaherty
	37	12/22/00	vs. New Jersey	2-0	Martin Brodeur
	38	1/17/01	at Chicago	5-0	Jocelyn Thibault
	39	1/19/01	at Buffalo	1-0	Dominik Hasek
	40	4/5/01	at Washington	3-0	Olaf Kolzig
2001-02	41	10/6/01	vs. NY Islanders	3-0	Chris Osgood
	42	10/10/01	vs. Ottawa	2-0	Jani Hurme
	43	11/17/01	at Montreal	1-0	Jose Theodore
	44	11/29/01	at Minnesota	6-0	Dwayne Roloson
	45	12/22/01	vs. St. Louis	2-0	Brent Johnson
	46	1/5/02	at San Jose	6-0	Miikka Kiprusoff
	47	1/12/02	vs. Washington	1-0	Olaf Kolzig
	48	1/16/02	vs. Chicago	3-0	Jocelyn Thibault
	49	2/12/02	at Nashville	1-0	Mike Dunham
	50	3/17/02	at Ottawa	2-0	Patrick Lalime
2002-03	51	12/7/02	vs. Edmonton	4-0	Jussi Markkanen
	52	12/27/02	vs. Dallas	4-0	Ron Tugnutt
	53	2/5/03	vs. Toronto	6-0	Ed Belfour
	54	3/8/03	vs. Buffalo	4-0	Mika Noronen
	55	3/12/03	vs. Montreal	4-0	Jose Theodore
	56	4/1/03	at Washington	3-0	Olaf Kolzig
2003-04	57	11/8/03	at St. Louis	2-0	Chris Osgood
	58	12/3/03	vs. Ottawa	4-0	Martin Prusek
	59	2/3/04	at San Jose	3-0	Evgeni Nabokov
	60	3/9/04	at Toronto	5-0	Ed Belfour
	61	3/27/04	vs. Atlanta	3-0	Kari Lehtonen
2005-06	62	10/17/05	at NY Rangers	4-0	Henrik Lundqvist
	63	11/5/05	at Carolina	2-0	Martin Gerber



# PANTHERS RECORDS: 1993-2015

## Shutouts vs. Panthers Continued

	64	11/1/05	vs. Carolina	1-0	Martin Gerber
	65	1/3/06	at New Jersey	3-0	Martin Brodeur
	66	1/7/06	at NY Rangers	4-0	Henrik Lundquist
	67	1/21/06	at Anaheim	1-0	Jean Sebastian-Giguere
	68	3/2/06	vs. Montreal	1-0	Cristobal Huet
	69	3/15/06	vs. Philadelphia	4-0	Robert Esche
2006-07	70	10/7/06	at Atlanta	6-0	Kari Lehtonen
	71	10/26/06	at New Jersey	2-0	Martin Brodeur
	72	11/25/06	at Atlanta	1-0	Kari Lehtonen
	73	11/28/06	at Montreal	1-0 SOL	Cristobal Huet
	74	11/30/06	at Ottawa	6-0	Ray Emery
	75	1/30/07	at Pittsburgh	3-0	Marc-Andre Fleury
	76	2/3/07	vs. Los Angeles	7-0	Sean Burke
	77	2/14/07	at Ottawa	4-0	Martin Gerber
2007-08	78	4/3/07	at Washington	1-0	Olaf Kolzig
	79	12/30/07	vs. Philadelphia	1-0	Antero Nittymaki
	80	1/5/08	at Pittsburgh	3-0	Ty Conklin
	81	1/30/08	vs. Buffalo	1-0	Ryan Miller
	82	2/24/08	at NY Rangers	5-0	Henrik Lundqvist
	83	3/29/08	vs. Washington	3-0	Cristobal Huet
2008-09	84	10/25/08	at St. Louis	4-0	Ben Bishop
	85	12/6/08	vs. Boston	4-0	Manny Fernandez
	86	3/17/09	vs. Washington	3-0	Jose Theodore
	86	2/19/09	vs. Chicago	4-0	Cristobal Huet
2009-10	87	10/3/09	vs. Chicago	4-0	Anti Niemi
	88	11/12/09	at Boston	0-1 SOW	Tim Thomas
	89	12/9/09	at Columbus	3-0	Steve Mason
	90	1/7/10	at Montreal	2-0	Jaroslav Halak
	91	1/20/10	at New Jersey	2-0	Martin Brodeur
	92	2/1/10	vs. Anaheim	3-0	Jonas Hiller
	93	2/11/10	vs. Vancouver	3-0	Roberto Luongo
	94	3/11/10	at Colorado	3-0	Craig Anderson
2010-11	95	11/18/10	at Boston	4-0	Tuukka Rask
	96	11/26/10	vs. NY Rangers	3-0	Henrik Lundqvist
	97	12/11/10	at Nashville	3-0	Anders Lindback
	98	3/3/11	vs. Montreal	4-0	Carey Price
	99	3/22/11	at NY Rangers	1-0	Henrik Lundqvist
	100	3/23/11	at Chicago	4-0	Corey Crawford
2011-12	101	10/18/11	at Washington	3-0	Tomas Vokoun
	102	10/20/11	vs. Buffalo	3-0	Ryan Miller
	103	12/23/11	at Boston	8-0	Tuukka Rask
	104	2/7/12	at Washington	4-0	Tomas Vokoun
	105	2/19/12	at Anaheim	2-0	Jonas Hiller
	106	3/1/12	at Winnipeg	7-0	Ondrej Pavelec
	107	3/8/12	at Philadelphia	5-0	Ilya Bryzgalov
2012-13	108	1/21/13	at Ottawa	4-0	Craig Anderson
	109	2/9/13	at Washington	5-0	Braden Holtby
	110	2/14/13	vs. Ottawa	1-0 OTL	Carey Price
	111	2/18/13	vs. Toronto	3-0	Ben Scrivens
	112	3/24/13	at NY Islanders	3-0	Evgeni Nabokov
	113	4/21/13	at Boston	3-0	Tuukka Rask
2013-14	114	4/25/13	vs. Toronto	4-0	James Reimer
	115	10/5/13	at St. Louis	7-0	Jaroslav Halak
	116	10/13/13	vs. Los Angeles	3-0	Ben Scrivens
	117	11/1/13	vs. St. Louis	4-0	Brian Elliott
	118	1/16/14	vs. San Jose	3-0	Alex Stalock
	119	3/22/14	at Los Angeles	4-0	Jonathan Quick
2014-15	120	3/27/14	vs. Carolina	3-0	Anton Khudobin
	121	10/13/14	vs. Ottawa	1-0	Anderson
	122	2/13/15	at Stars	2-0	Lehtonen
	123	2/26/15	vs. Blackhawks	3-0	Crawford
	124	4/4/15	at Lightning	4-0	Bishop

# PANTHERS RECORDS: 1993-2015

## Panthers Overtime Games

### 1993-94

DATE	OPPONENT	RESULT	OT-WINNER
10/6	at Chicago	4-4 Tie	
10/17	vs. Tampa Bay	3-3 Tie	
10/19	vs. Los Angeles	2-2 Tie	
10/21	vs. Toronto	4-3 Loss	Pearson (2:17)
10/30	vs. Tampa Bay	2-1 Win	Lowry (4:56)
11/23	vs. Hartford	2-1 Loss	Kron (3:55)
12/2	vs. Buffalo	2-1 Win	Belanger (:23)
12/12	at Dallas	4-4 Tie	
12/15	vs. Montreal	3-3 Tie	
12/19	vs. Boston	2-1 Loss	Juneau (1:55)
12/28	at Washington	3-3 Tie	
1/8	at Boston	2-2 Tie	
1/13	at Pittsburgh	2-2 Tie	
1/26	at Tampa Bay	1-1 Tie	
1/28	vs. San Jose	3-3 Tie	
2/10	at Philadelphia	4-3 Loss	Lindros (:50)
2/20	vs. Detroit	4-3 Loss	Fedorov (4:26)
3/18	vs. Edmonton	4-4 Tie	
3/21	vs. New Jersey	3-3 Tie	
3/23	vs. Toronto @ Ham.	1-1 Tie	

### 1994-95

DATE	OPPONENT	RESULT	OT-WINNER
2/2	vs. Montreal	1-1 Tie	
2/28	at NY Rangers	0-0 Tie	
3/2	at Philadelphia	2-2 Tie	
3/14	vs. Buffalo	2-1 Loss	Khmylev (:54)
3/18	vs. Philadelphia	4-3 Loss	Lindros (2:13)
3/20	at Quebec	5-4 Loss	Nolan (2:33)
3/29	vs. Hartford	4-4 Tie	
4/8	at NY Islanders	2-2 Tie	
4/30	vs. Washington	2-2 Tie	

### 1995-96

DATE	OPPONENT	RESULT	OT-WINNER
10/31	vs. NY Islanders	5-4 Loss	Sweeney (3:56)
11/16	vs. Vancouver	2-2 Tie	
11/29	vs. Philadelphia	2-1 Loss	Haller (4:30)
12/7	vs. Anaheim	3-3 Tie	
1/10	at Colorado	4-4 Tie	
1/12	at Dallas	6-6 Tie	
1/22	at Philadelphia	1-1 Tie	
2/1	at Boston	2-2 Tie	
2/11	vs. St. Louis	2-2 Tie	
2/16	vs. Colorado	3-2 Loss	Keane (:55)
2/29	vs. Washington	2-2 Tie	
3/13	at NY Rangers	3-3 Tie	
4/12	at NY Islanders	1-1 Tie	

### 1996-97

DATE	OPPONENT	RESULT	OT-WINNER
10/8	vs. NY Rangers	3-3 Tie	
10/16	at San Jose	3-3 Tie	
10/20	at Phoenix	1-1 Tie	
10/29	at NY Rangers	1-1 Tie	
11/11	at Buffalo	3-2 Loss	Audette (4:01)
11/15	vs. NY Islanders	3-3 Tie	
11/22	at Dallas	2-1 Win	Hull (4:55)
11/29	vs. Hartford	1-1 Tie	
12/8	vs. Dallas	1-1 Tie	
12/23	at NY Islanders	4-3 Win	Sheppard (1:46)
12/26	at Tampa Bay	3-3 Tie	
12/28	at Washington	1-1 Tie	
1/14	at Vancouver	4-4 Tie	
1/22	at Hartford	2-1 Loss	Kron (4:46)
2/3	at Montreal	2-2 Tie	
2/6	at Buffalo	1-1 Tie	
2/7	at New Jersey	2-2 Tie	
2/15	at NY Islanders	1-0 Loss	Lapointe (2:46)
2/20	vs. New Jersey	2-2 Tie	
2/22	vs. Philadelphia	4-3 Loss	Lindros (4:03)
2/25	vs. San Jose	2-2 Tie	
2/27	vs. St. Louis	3-2 Win	Niedermayer (3:50)
3/15	vs. Toronto	3-3 Tie	
3/20	at Ottawa	2-2 Tie	
3/29	vs. Tampa Bay	1-1 Tie	
4/6	at Washington	3-3 Tie	

### 1997-98

DATE	OPPONENT	RESULT	OT-WINNER
10/13	vs. NY Islanders	2-2 Tie	
10/23	at Ottawa	2-2 Tie	
10/28	vs. Los Angeles	2-2 Tie	
11/1	vs. Buffalo	4-3 Loss	Ward (1:14)
11/12	vs. NY Islanders	2-2 Tie	
11/22	at New Jersey	2-1 Win	Jovanovski (4:08)
11/30	at NY Rangers	1-1 Tie	

12/5	at Washington	3-2 Loss	Toms (3:32)
12/30	vs. San Jose	2-2 Tie	
1/1	vs. New Jersey	2-1 Win	Niedermayer (1:53)
1/2	at Tampa Bay	2-2 Tie	
1/4	vs. Anaheim	3-3 Tie	
1/9	at Calgary	3-3 Tie	
1/10	at Vancouver	2-2 Tie	
1/24	at San Jose	1-1 Tie	
2/3	vs. Detroit	1-1 Tie	
3/28	at Boston	3-2 Win	Lindsay (3:14)
4/11	at Pittsburgh	3-3 Tie	
4/12	at New Jersey	5-5 Tie	
4/18	at Tampa Bay	2-2 Tie	

### 1998-99

DATE	OPPONENT	RESULT	OT-WINNER
10/16	at Buffalo	2-2 Tie	
10/21	vs. Los Angeles	2-2 Tie	1-1 Tie
10/24	at Washington	2-2 Tie	
11/19	at Boston	5-5 Tie	
11/21	at New Jersey	3-3 Tie	
11/22	vs. Philadelphia	2-1 Loss	Jones (:26)
12/1	at NY Rangers	5-4 Loss	Graves (2:10)
12/5	vs. Carolina	3-3 Tie	
1/1	vs. Carolina	3-3 Tie	
1/5	at Phoenix	2-2 Tie	
1/6	at Colorado	2-2 Tie	
1/8	at Vancouver	1-1 Tie	
1/13	vs. Toronto	3-3 Tie	
1/26	at Philadelphia	3-3 Tie	
2/6	at Carolina	3-3 Tie	
2/15	vs. San Jose	2-2 Tie	
2/18	at St. Louis	0-0 Tie	
2/26	at Detroit	5-5 Tie	
3/6	vs. Carolina	2-2 Tie	
3/28	vs. New Jersey	2-2 Tie	
4/14	vs. Montreal	3-2 Win	Nilson (4:05)

### 1999-00

DATE	OPPONENT	RESULT	OT-WINNER
10/9	vs. Detroit	2-2 Tie	
10/16	vs. Anaheim	3-2 Win	Spacek (1:26)
10/22	vs. Calgary	3-2 Loss	Morris (:20)
10/29	at Buffalo	3-2 Loss	Sanderson (4:54)
11/3	at Edmonton	2-2 Tie	
11/20	vs. Pittsburgh	2-1 Win	Wilson (2:57)
12/22	vs. Atlanta	3-3 Tie	
12/26	at Carolina	4-3 Loss	Pratt (:27)
1/21	at Atlanta	3-3 Tie	
1/22	vs. Boston	4-3 Win	Bure (1:31)
2/23	at Washington	3-2 Loss	Simon (:55)
2/26	vs. Carolina	2-1 Loss	O'Neill (2:28)
3/4	vs. St. Louis	1-1 Tie	
4/1	vs. Tampa Bay	3-3 Tie	
4/8	at New Jersey	2-1 Loss	Arnott (:47)

### 2000-01

DATE	OPPONENT	RESULT	OT-WINNER
10/6	vs. Vancouver	4-3 Loss	Jovanovski (2:20)
10/13	vs. Carolina	2-2 Tie	
10/18	at Phoenix	2-1 Loss	Juneau (1:15)
10/22	at Minnesota	0-0 Tie	
10/27	at Nashville	3-3 Tie	
10/30	at New Jersey	6-5 Loss	Holik (1:55)
11/10	vs. Calgary	3-3 Tie	
11/25	vs. Tampa Bay	2-1 Win	Bure (2:47)
11/29	vs. Carolina	2-1 Loss	Battaglia (1:41)
12/4	at Toronto	4-4 Tie	
12/8	at Atlanta	4-3 Loss	Ferraro (:22)
12/13	at Detroit	3-3 Tie	
12/20	vs. Pittsburgh	2-2 Tie	
1/3	at Anaheim	3-2 Loss	Tenkrat (4:01)
1/12	vs. Carolina	2-2 Tie	
1/26	vs. Ottawa	5-4 Loss	Hossa (2:54)

### 2000-01 (continued)

DATE	OPPONENT	RESULT	OT-WINNER
1/27	vs. Tampa Bay	2-1 Win	Bure (:59)
2/21	at Pittsburgh	3-2 Loss	Lemieux (2:10)
3/3	at Atlanta	2-2 Tie	
3/7	vs. San Jose	3-3 Tie	
3/9	vs. Columbus	7-6 Loss	Kron (:43)
3/14	vs. Edmonton	2-2 Tie	
3/20	at Montreal	3-3 Tie	
3/28	vs. Montreal	2-2 Tie	

# PANTHERS RECORDS: 1993-2015

## Panthers Overtime Games Continued

### 2001-02

DATE	OPPONENT	RESULT	OT-WINNER
10/16	at Vancouver	2-2 Tie	
10/24	vs. Washington	4-3 Loss	Bondra (:45)
10/28	at Pittsburgh	2-2 Tie	
11/10	vs. Philadelphia	3-2 Loss	LeClair (4:17)
11/17	at Montreal	1-0 Loss	Dykhuys (3:55)
11/26	at Atlanta	3-3 Tie	
1/25	at Carolina	1-1 Tie	
2/4	vs. NY Islanders	6-6 Tie	
2/27	vs. Detroit	3-2 Loss	Hull (4:11)
3/5	at Pittsburgh	6-5 Loss	Kovalev (3:23)
3/9	vs. Nashville	2-2 Tie	
3/13	vs. Calgary	3-3 Tie	
4/6	at Toronto	2-2 Tie	
4/8	at Philadelphia	4-4 Tie	
4/10	at Atlanta	4-4 Tie	
4/14	vs. Tampa Bay	3-2 Loss	Lecavalier (:17)

### 2002-03

DATE	OPPONENT	RESULT	OT-WINNER
10/10	vs. Tampa Bay	4-3 Loss	Prospal (3:34)
10/12	at Atlanta	5-4 Win	Jokinen (4:49)
10/26	vs. Washington	3-2 Win	1-1 Tie
10/30	at Dallas	3-2 Win	V. Bure (3:21)
11/6	vs. Pittsburgh	4-3 Win	V. Bure (2:19)
11/7	at Washington	2-1 Loss	Jagr (3:56)
11/11	vs. Chicago	2-2 Tie	
11/13	at Philadelphia	2-2 Tie	
11/14	at Ottawa	3-2 Loss	White (3:00)
11/19	at Atlanta	4-3 Loss	McEachern (3:23)
11/20	vs. NY Islanders	3-3 Tie	3-3 Tie
11/22	at Phoenix	3-3 Tie	
11/24	at Anaheim	4-4 Tie	
12/13	vs. NY Islanders	3-3 Tie	3-3 Tie
12/18	vs. Toronto	2-2 Tie	
12/21	at Boston	3-3 Tie	
12/23	vs. Nashville	3-2 Loss	Legwand (:48)
12/28	vs. NY Rangers	2-1 Loss	Kasparaitis (:56)
12/30	at NY Islanders	2-1 Loss	Hamrlík (4:03)
1/8	vs. Detroit	2-1 Loss	Hull (1:34)
1/25	vs. Carolina	3-2 Win	Weiss (3:40)
1/30	at Detroit	2-2 Tie	
2/8	vs. Tampa Bay	4-4 Tie	
2/14	vs. Boston	6-5 Loss	Rolston (:27)
2/24	vs. Buffalo	2-2 Tie	
3/29	at Tampa Bay	1-1 Tie	

### 2003-04

DATE	OPPONENT	RESULT	OT-WINNER
10/11	vs. Boston	1-1 Tie	
10/13	at Carolina	2-2 Tie	
11/22	at Washington	3-2 Win	Weiss (1:43)
11/26	vs. NY Rangers	3-3 Tie	3-3 Tie
11/29	at Montreal	1-1 Tie	
12/6	vs. Atlanta	4-3 Loss	Kozlov (2:57)
12/10	vs. Boston	1-1 Tie	
12/13	at Nashville	2-2 Tie	
12/17	vs. Washington	2-2 Tie	2-2 Tie
12/22	at Ottawa	3-2 Loss	White (1:34)
12/29	vs. Toronto	4-4 Tie	
12/31	at Tampa Bay	2-2 Tie	
1/8	at Philadelphia	4-3 Win	V. Bure (2:56)
1/11	at Vancouver	2-2 Tie	
1/19	vs. St. Louis	2-1 Loss	Demitra (:48)
1/28	vs. Philadelphia	3-3 Tie	Jokinen (3:22)
2/4	at Phoenix	5-4 Win	
2/18	at Buffalo	1-1 Tie	

### 2003-04 (continued)

DATE	OPPONENT	RESULT	OT-WINNER
2/21	at Washington	2-2 Tie	
2/29	at Chicago	2-2 Tie	
3/11	at Montreal	3-2 Win	Jokinen (1:29)
3/13	vs. NY Rangers	3-2 Win	Jokinen (2:54)
3/23	vs. New Jersey	4-3 Loss	Niedermayer (3:55)
4/4	vs. Carolina	6-6 Tie	

### 2005-06

DATE	OPPONENT	RESULT	OT-WINNER
10/25	at Pittsburgh	4-3 Win	Weiss (:53)
10/27	at Philadelphia	5-4 Loss	Pitkanen (1:13)
11/1	at Montreal	5-4 Loss	Ryder (3:19)
11/9	vs. NY Rangers	4-3 SO Loss	Prucha (SO)
11/15	at Montreal	4-3 Loss	Koivu (4:56)
12/3	vs. Chicago	4-3 Win	Jokinen (3:57)
12/15	vs. Detroit	3-2 Win	Jokinen (1:36)
12/26	vs. Philadelphia	3-2 SO Loss	Handzus (SO)
1/4	at NY Islanders	4-3 Loss	Parrish (2:15)
1/8	at Washington	4-3 SO Win	Nieuwendyk (SO)
1/14	vs. Columbus	5-4 Loss	Vyborny (4:48)

1/24	at Tampa Bay	3-2 Win	Jokinen (3:15)
1/25	vs. Carolina	4-3 SO Loss	Cole (SO)
3/6	at Atlanta	4-3 SO Loss	Kozlov (SO)
3/11	vs. Carolina	4-3 Win	Kwiatkowski (1:14)
3/18	at Washington	4-3 SO Win	Nieuwendyk (SO)
3/20	vs. Tampa Bay	6-5 Win	Jokinen (3:16)
3/24	vs. NY Rangers	3-2 SO Win	Jokinen (SO)
3/27	at Boston	4-3 SO Win	Jokinen (SO)
4/11	at Toronto	6-5 Loss	Kaberle (4:49)
4/13	at Ottawa	5-4 Win	Nieuwendyk (3:30)
4/15	vs. Washington	2-1 SO Loss	Pettinger (SO)
4/18	vs. Atlanta	2-1 Win	Van Ryn (1:34)

### 2006-07

DATE	OPPONENT	RESULT	OT-WINNER
10/9	at Toronto	2-1 SO Loss	Tucker (SO)
10/29	at NY Islanders	4-3 SO Loss	Hilbert (SO)
11/8	vs. NY Rangers	4-3 SO Loss	Nylander (SO)
11/10	at Buffalo	5-4 Loss	Vanek (:19)
11/28	at Montreal	1-0 SO Loss	Koivu (SO)
12/9	at NY Islanders	5-4 SO Loss	Satan (SO)
12/23	vs. Carolina	3-2 Loss	Cole (1:59)
1/4	at Calgary	5-4 Loss	Giordano (4:30)
1/7	at Vancouver	4-3 SO Loss	Green (SO)
1/16	vs. Carolina	3-2 Loss	Williams (1:47)
2/6	at Colorado	5-4 Loss	Sakic (:25)
2/17	vs. Tampa Bay	5-4 Win	Horton (:29)
2/20	at Tampa Bay	3-2 SO Loss	St. Louis (SO)
2/22	vs. Pittsburgh	2-1 Loss	Armstrong (2:39)
2/27	at Washington	6-5 SO Win	Peltonen (SO)
3/1	vs. Dallas	2-1 Win	Jokinen (2:11)
3/24	vs. New Jersey	4-3 SO Loss	Zajac (SO)
3/28	vs. Atlanta	3-2 SO Win	Stumpel (SO)
3/30	vs. Washington	3-2 Win	Gelinas (2:01)
4/1	vs. Carolina	4-3 Loss	Whitney (1:30)
4/7	at Carolina	5-4 Loss	Brind'Amour (4:36)

### 2007-08

DATE	OPPONENT	RESULT	OT-WINNER
10/16	at Montreal	2-1 SO Win	Stumpel (SO)
11/13	at Atlanta	3-2 Loss	Kovalchuk (:25)
11/23	vs. NY Rangers	3-2 SO Win	Jokinen (SO)
11/28	at Washington	2-1 SO Win	Weiss (SO)
12/11	vs. Calgary	2-1 SO Loss	Huselius (SO)
12/22	vs. Toronto	2-1 Loss	Kubina (:34)
1/3	at NY Islanders	4-3 Win	Cullimore (1:33)
1/10	at Atlanta	3-2 SO Win	Jokinen (SO)
1/13	vs. Colorado	4-3 SO Loss	Hejduk (SO)
1/24	vs. Edmonton	4-3 SO Loss	Horcoff (SO)
2/1	vs. Vancouver	4-3 SO Win	Horton (SO)
2/13	vs. Montreal	2-1 Loss	Kovalev (1:43)
2/21	vs. Boston	5-4 SO Loss	Sturm (SO)
2/23	at Philadelphia	2-1 Win	Jokinen (3:44)
2/27	vs. Toronto	4-3 SO Loss	Kaberle (SO)
3/4	at Boston	1-0 Win	Horton (:22)
3/8	vs. Atlanta	3-2 Win	Horton (4:37)
3/20	vs. Carolina	2-1 SO Loss	Samsonov (SO)

### 2008-09

DATE	OPPONENT	RESULT	OT-WINNER
10/11	vs. Atlanta	3-2 Win	Booth (3:54)
11/1	at Nashville	3-2 SO Loss	Erat (SO)
11/18	at Tampa Bay	4-3 SO Win	Horton (SO)
11/26	vs. New Jersey	3-2 Loss	Oduya (4:04)
11/28	vs. NY Rangers	4-3 SO Loss	Zherdev (SO)
12/8	at Ottawa	4-3 Win	Weiss (4:50)
12/12	at Calgary	3-2 SO Win	Weiss (SO)
12/18	at Carolina	2-1 Loss	Corvo (4:16)
12/26	vs. Tampa Bay	4-3 SO Loss	Malone (SO)
1/4	at Montreal	6-5 SO Loss	Markov (SO)
1/16	vs. Philadelphia	3-2 SO Loss	Gagne (SO)
1/19	vs. Buffalo	3-2 SO Loss	Kotalik (SO)
2/3	at Toronto	4-3 Win	McCabe (3:30)
2/10	vs. Toronto	5-4 Win	Zednik (1:08)
2/13	vs. NY Rangers	2-1 SO Win	Zednik (SO)
3/10	at Pittsburgh	4-3 SO Loss	Letang (SO)
3/14	vs. Tampa Bay	4-3 SO Loss	Stankos (SO)
3/23	vs. Carolina	3-2 Loss	Whitney (1:37)

# PANTHERS RECORDS: 1993-2015

## Panthers Overtime Games Continued

### 2009-10

DATE	OPPONENT	RESULT	OT-WINNER
10/2	at Chicago	4-3 SO Win	Koistinen (SO)
10/23	at Pittsburgh	3-2 SO Loss	Crosby (SO)
10/30	at Dallas	6-5 SO Win	Olesz (SO)
11/12	at Boston	1-0 SO Win	Stillman (SO)
11/14	vs. NY Islanders	5-4 SO Win	Horton (SO)
11/16	vs. Los Angeles	4-3 SO Loss	Johnson (SO)
11/20	at Detroit	2-1 OT Win	McCabe (:40)
11/23	vs. Pittsburgh	3-2 OT Loss	Crosby (3:07)
11/25	vs. NY Rangers	2-1 SO Loss	Parenteau (SO)
12/2	vs. Colorado	6-5 SO Win	Weiss (SO)
12/5	vs. Atlanta	2-1 SO Loss	Peverley (SO)
12/7	vs. Edmonton	3-2 SO Loss	Horcoff (SO)
12/12	at Pittsburgh	3-2 OT Loss	Malkin (:37)
1/13	vs. Washington	5-4 SO Loss	Fleischmann (SO)
1/21	at NY Islanders	2-1 SO Loss	Schremp (SO)
2/13	vs. Boston	3-2 SO Loss	Recchi (SO)
3/9	at Minnesota	3-2 SO Win	Stillman (SO)
3/13	at San Jose	3-2 OT Win	Allen (2:46)
3/18	vs. Phoenix	4-3 SO Loss	Vrbata (SO)
3/22	vs. Nashville	3-2 OT Loss	Bouillon (1:00)
4/10	at Tampa Bay	4-3 SO Loss	Stamkos (SO)

### 2010-11

DATE	OPPONENT	RESULT	OT-WINNER
11/27	at Tampa Bay	4-3 SO Win	Weiss (SO)
12/4	at Phoenix	2-1 SO Win	Frolik (SO)
12/7	vs. Colorado	4-3 OT Win	Weiss (:43)
12/27	vs. Boston	3-2 SO Loss	Wheeler (SO)
12/31	vs. Montreal	3-2 OT Loss	Wisniewski (3:41)
1/3	at Carolina	4-3 OT Win	Allen (1:16)
1/11	vs. Washington	4-3 OT Win	Wideman (2:51)
1/15	vs. New Jersey	3-2 OT Win	Kulikov (3:36)
1/17	vs. Atlanta	3-2 SO Loss	Burmistrov (SO)
1/19	vs. Columbus	3-2 OT Loss	Umberger (4:06)
1/21	vs. Tampa Bay	2-1 SO Loss	Moore (SO)
2/1	at Toronto	4-3 SO Loss	Armstrong (SO)
2/4	at New Jersey	4-3 OT Win	Olesz (2:00)
2/10	vs. Buffalo	3-2 OT Loss	Myers (4:55)
2/19	at Tampa Bay	3-2 SO Win	Santorelli (SO)
2/25	at Atlanta	2-1 SO Win	Bernier (SO)
3/5	at Atlanta	4-3 OT Loss	Ladd (:25)
3/6	vs. Washington	3-2 OT Loss	Semin (:48)
3/12	vs. Tampa Bay	4-3 OT Win	Garrison (4:44)
3/19	vs. NY Islanders	4-3 SO Loss	Nielsen (SO)
3/27	at Pittsburgh	2-1 SO Loss	Kovalev (SO)
3/29	at Columbus	3-2 SO Loss	Mayorov (SO)

### 2011-12

DATE	OPPONENT	RESULT	OT-WINNER
11/25	vs. Tampa Bay	2-1 OT Loss	Stamkos (2:29)
12/9	at Buffalo	2-1 OT Loss	Pominville (2:19)
12/18	vs. Carolina	3-2 OT Win	Versteeg (3:08)
12/22	at Ottawa	4-3 OT Loss	Butler (2:02)
1/5	at NY Rangers	3-2 OT Loss	Gaborik (3:29)
1/18	at Colorado	4-3 OT Loss	O'Reilly (3:55)
3/29	at Minnesota	3-2 OT Loss	Koivu (:15)
4/3	vs. Winnipeg	5-4 OT Loss	Ladd (3:12)

### 2012-13

DATE	OPPONENT	RESULT	OT-WINNER
2/5	at Winnipeg	2-3 OT Loss	Little (4:44)
2/7	at Philadelphia	3-2 SO Win	Huberdeau (SO)
2/12	at Washington	5-6 OT Loss	Brouwer (:32)
2/14	vs. Montreal	0-1 OT Loss	Bourque (2:10)
2/16	vs. Lightning	5-6 OT Loss	Poullot (1:19)
2/28	vs. Buffalo	3-4 SO Loss	Vanek (SO)
3/8	vs. Winnipeg	2-3 OT Loss	Bytuglien (4:19)
3/30	vs. New Jersey	3-2 OT Win	Kulikov (1:43)
4/2	at Buffalo	5-4 SO Win	Mueller (SO)

### 2013-14

DATE	OPPONENT	RESULT	OT-WINNER
10/19	vs. Minnesota	2-1 SO Win	Boyes (SO)
10/22	vs. Chicago	3-2 SO Loss	Sharp (SO)
10/27	vs. Tampa Bay	4-3 SO Loss	Stamkos (SO)
11/2	at Washington	3-2 SO Loss	Backstrom (SO)
11/5	vs. Edmonton	4-3 OT Loss	Arcoello (1:55)
11/19	at Vancouver	3-2 SO Win	Huberdeau (SO)
11/22	at Calgary	4-3 SO Loss	Monahan (SO)
12/10	vs. Detroit	3-2 SO Win	Boyes (SO)
12/13	vs. Washington	3-2 SO Win	Kopeccky (SO)
12/31	vs. NY Rangers	2-1 SO Loss	Richards (SO)
1/4	vs. Nashville	5-4 SO Win	Kopeccky (SO)
1/9	at Buffalo	2-1 SO Win	Boyes (SO)
1/11	at New Jersey	3-2 OT Loss	Zidlicky (4:57)
1/26	at Detroit	5-4 SO Win	Biugstad (SO)
3/16	vs. Vancouver	4-3 SO Loss	Jensen (SO)
3/25	vs. Ottawa	3-2 SO Win	Pirri (SO)

### 2014-15

DATE	OPPONENT	RESULT	OT-WINNER
10/9/14	Tampa Bay	3-2 Loss	Hedman (1:11)
10/18/14	Washington	2-1 Loss	Backstrom (SO)
10/21/14	Colorado	4-3 Win	Boyes (2:23)
10/25/14	Arizona	2-1 Loss	Ekman-Larsson (2:20)
11/4/14	Boston	2-1 Loss	Marchand (3:27)
11/14/14	NY Islanders	4-3 Loss	Okposo (SO)
11/20/14	San Jose	3-2 Win	Biugstad (SO)
11/22/14	Nashville	3-2 Loss	Forsberg (SO)
12/4/14	Columbus	4-3 Loss	Johansen (SO)
12/12/14	Detroit	3-2 Win	Trocheck (SO)
12/13/14	Buffalo	4-3 Loss	Zadorov (0:29)
12/16/14	Washington	2-1 Win*	Biugstad (SO)
12/18/14	Philadelphia	2-1 Win	Bolland (SO)
12/22/14	Pittsburgh	4-3 Loss	Barkov (SO)
12/30/14	Canadiens	2-1 Loss	Parenteau (SO)
1/17/15	Oilers	3-2 Loss	Yakupov (SO)
2/8/15	Nashville	3-2 Loss	Forsberg (SO)
2/15/15	St. Louis	2-1 Loss	Lehtera (SO)
2/19/15	Montreal	3-2 Win	Bolland (SO)
2/24/15	Chicago	3-2 Loss	Toews (SO)
3/5/15	Dallas	4-3 Loss	Sevour (SO)
3/7/15	Islanders	4-3 Win	Huberdeau (SO)
3/21/15	Boston	2-1 Win	Pirri (SO)
3/28/15	Montreal	3-2 Loss	Pacoretty (2:59)

\*\*= 20-round shootout, longest in NHL History



# PANTHERS RECORDS: 1993-2015

## Panthers Head Coaching Records

YEAR	COACH	GC	W	L	T	OTL	PTS	PCT.	FINISH	PLAYOFFS
1993-94	Roger Neilson	84	33	34	17	-	83	.494	5th Atl.	Did Not Qualify
1994-95	Roger Neilson	48	20	22	6	-	46	.479	5th Atl.	Did Not Qualify
1995-96	Doug MacLean	82	41	31	10	-	92	.561	3rd Atl.	Eastern Conference Champions
1996-97	Doug MacLean	82	35	28	19	-	89	.543	3rd Atl.	Lost Eastern Conf. Quarterfinals
1997-98	Doug MacLean	23	7	12	4	-	18	.391	-	-
	Bryan Murray	59	17	31	11	-	45	.381	6th Atl.	Did Not Qualify
1998-99	Terry Murray	82	30	34	18	-	78	.476	2nd SE	Did Not Qualify
1999-00	Terry Murray	82	43	27	6	6	98	.598	2nd SE	Lost Eastern Conf. Quarterfinals
2000-01	Terry Murray	36	6	18	7	5	24	.333	-	-
	Duane Sutter	46	16	20	6	4	42	.457	3rd SE	Did Not Qualify
2001-02	Duane Sutter	26	6	15	2	3	17	.327	-	-
	Mike Keenan	56	16	29	8	3	43	.384	4th SE	Did Not Qualify
2002-03	Mike Keenan	82	24	36	13	9	70	.427	4th SE	Did Not Qualify
2003-04	Mike Keenan	15	5	8	2	0	12	.400	-	-
	Rick Dudley	40	13	15	9	3	38	.475	-	-
	John Torchetti	27	10	12	4	1	25	.463	4th SE	Did Not Qualify
2005-06	Jacques Martin	82	37	34	-	11	85	.518	4th SE	Did Not Qualify
2006-07	Jacques Martin	82	35	31	-	16	86	.530	4th SE	Did Not Qualify
2007-08	Jacques Martin	82	38	35	-	9	85	.521	3rd SE	Did Not Qualify
2008-09	Peter DeBoer	82	41	30	-	11	93	.567	3rd SE	Did Not Qualify
2009-10	Peter DeBoer	82	32	37	-	13	77	.470	5th SE	Did Not Qualify
2010-11	Peter DeBoer	82	30	40	-	12	72	.430	5th SE	Did Not Qualify
2011-12	Kevin Dineen	82	38	26	-	18	94	.573	1st SE	Lost Eastern Conf. Quarterfinals
2012-13	Kevin Dineen	48	15	27	-	6	36	.375	5th SE	Did Not Qualify
2013-14	Kevin Dineen	16	3	9	0	4	10	0.313	-	-
	Peter Horachek	66	26	36	0	4	56	0.424	7th Atl.	Did Not Qualify
2014-15	Gerard Gallant	82	38	29	-	15	91	0.555	6th Atl.	Did Not Qualify

## Panthers General Managers

YEAR	GEN. MNGR.	GM	W	L	T	OTL	PTS	PCT.	FINISH	PLAYOFFS
1993-94	Bob Clarke	84	33	34	17	-	83	.494	5th Atl.	Did Not Qualify
1994-95	Bryan Murray	48	20	22	6	-	46	.479	5th Atl.	Did Not Qualify
1995-96	Bryan Murray	82	41	31	10	-	92	.561	3rd Atl.	Eastern Conference Champions
1996-97	Bryan Murray	82	35	28	19	-	89	.543	3rd Atl.	Lost Eastern Conf. Quarterfinals
1997-98	Bryan Murray	82	24	43	15	-	63	.384	6th Atl.	Did Not Qualify
1998-99	Bryan Murray	82	30	34	18	-	78	.476	2nd SE	Did Not Qualify
1999-00	Bryan Murray	82	43	27	6	6	98	.598	2nd SE	Lost Eastern Conf. Quarterfinals
2000-01	Bryan Murray	36	6	18	7	5	24	.333	-	-
	Bill Torrey	46	16	20	6	4	42	.457	3rd SE	Did Not Qualify
2001-02	Bill Torrey	26	6	15	2	3	17	.327	-	-
	Chuck Fletcher	56	16	29	8	3	43	.384	4th SE	Did Not Qualify
2002-03	Rick Dudley	82	24	36	13	9	70	.427	4th SE	Did Not Qualify
2003-04	Rick Dudley	82	28	35	15	4	75	.457	4th SE	Did Not Qualify
2005-06	Mike Keenan	82	37	34	-	11	85	.518	4th SE	Did Not Qualify
2006-07	Jacques Martin	82	35	31	-	16	86	.530	4th SE	Did Not Qualify
2007-08	Jacques Martin	82	38	35	-	9	85	.521	3rd SE	Did Not Qualify
2008-09	Jacques Martin	82	41	30	-	11	93	.567	3rd SE	Did Not Qualify
2009-10	Randy Sexton	82	32	37	-	13	77	.470	5th SE	Did Not Qualify
2010-11	Dale Tallon	82	30	40	-	12	72	.430	5th SE	Did Not Qualify
2011-12	Dale Tallon	82	38	26	-	18	94	.573	1st SE	Lost Eastern Conf. Quarterfinals
2012-13	Dale Tallon	48	15	27	-	6	36	.375	5th SE	Did Not Qualify
2013-14	Dale Tallon	82	29	45	0	8	66	.402	7th Atl.	Did Not Qualify
2014-15	Dale Tallon	82	38	29	-	15	91	0.555	6th Atl.	Did Not Qualify

# PANTHERS ALL-TIME LEADERS

## Most Games Played

### SEASON

Bill Lindsay	84 - 1993-94
Gord Murphy	84 - 1993-94
Tom Fitzgerald	83 - 1993-94
<b>Brian Campbell</b>	<b>82 - 2014-15</b>
<b>Brian Campbell</b>	<b>82 - 2013-14</b>
<b>Brian Campbell</b>	<b>82 - 2011-12</b>
Tomas Fleischmann	82 - 2011-12
Mike Weaver	82 - 2011-12
Marty Reasoner	82 - 2010-11
Mike Weaver	82 - 2010-11
David Booth	82 - 2010-11
Mike Santorelli	82 - 2010-11
Keith Ballard	82 - 2009-10
Micahel Frolik	82 - 2009-10
Bryan McCabe	82 - 2009-10
Steven Reinprecht	82 - 2009-10
Keith Ballard	82 - 2008-09
Jay Bouwmeester	82 - 2008-09
Jay Bouwmeester	82 - 2007-08
Nathan Horton	82 - 2007-08
Olli Jokinen	82 - 2007-08
Bryan Allen	82 - 2006-07
Jay Bouwmeester	82 - 2006-07

Olli Jokinen	82 - 2006-07
Martin Gelinas	82 - 2006-07
Nathan Horton	82 - 2006-07
Ruslan Salei	82 - 2006-07
Jay Bouwmeester	82 - 2005-06
Martin Gelinas	82 - 2005-06
Olli Jokinen	82 - 2005-06
Olli Jokinen	82 - 2003-04
Lyle Odelein	82 - 2003-04
Jay Bouwmeester	82 - 2002-03
Marcus Nilson	82 - 2002-03
Ivan Majesky	82 - 2002-03
Robert Svehla	82 - 2001-02
Pavel Bure	82 - 2000-01
Robert Svehla	82 - 2000-01
Todd Simpson	82 - 1999-00
Jaroslav Spacek	82 - 1999-00
Robert Svehla	82 - 1999-00
Radek Dvorak	82 - 1998-99
Bill Lindsay	82 - 1997-98
Scott Mellanby	82 - 1996-97
Robert Svehla	82 - 1996-97
Tomas Fleischmann	48 2012-13
<b>Jonathan Huberdeau</b>	<b>48 2012-13</b>

### CAREER

Stephen Weiss	654
Radek Dvorak	613
Robert Svehla	573
Olli Jokinen	567
Scott Mellanby	552
Paul Laus	530
Rob Niedermayer	518
Bill Lindsay	506
Jay Bouwmeester	471
Nathan Horton	422
Viktor Kozlov	414
Gord Murphy	410
<b>Roberto Luongo</b>	<b>392</b>
<b>Dmitry Kulikov</b>	<b>386</b>
Gregory Campbell	363
Tom Fitzgerald	353
Rostislav Olesz	349
Peter Worrell	342
Marcus Nilson	327
Ed Jovanovski	362
Shawn Matthews	312
David Booth	309

## Most Goals

### SEASON

Pavel Bure	59 - 2000-01
Pavel Bure	58 - 1999-00
Olli Jokinen	39 - 2006-07
Olli Jokinen	38 - 2005-06
Olli Jokinen	36 - 2002-03
Olli Jokinen	34 - 2007-08
Ray Whitney	32 - 1997-98
Scott Mellanby	32 - 1995-96
David Booth	31 - 2008-09
Nathan Horton	31 - 2006-07
Scott Mellanby	30 - 1993-94
Ray Whitney	29 - 1999-00
Ray Sheppard	29 - 1996-97
Stephen Weiss	28 - 2009-10
Nathan Horton	28 - 2005-06
Tomas Fleischmann	27 - 2011-12
Nathan Horton	27 - 2007-08
Scott Mellanby	27 - 1996-97
Joe Nieuwendyk	26 - 2005-06
Olli Jokinen	26 - 2003-04

Mark Parrish	26 - 1999-00
Ray Whitney	26 - 1998 - 99
Rob Niedermayer	26 - 1995-96
<b>Nick Bjugstad</b>	<b>24 - 2014 - 15</b>
Mark Parrish	24 - 1998-99
Kris Versteeg	23 - 2011-12
David Booth	23 - 2010-11
Jozef Stumpel	23 - 2006-07
Kristian Huselius	23 - 2001-02
Johan Garpenlov	23 - 1995-96
<b>Brandon Pirri</b>	<b>22 - 2014 - 15</b>
Nathan Horton	22 - 2008-09
David Booth	22 - 2007-08
Viktor Kozlov	22 - 2002-03
Pavel Bure	22 - 2001-02
Stephen Weiss	21 - 2010-11
Michael Frolik	21 - 2009-10
Michael Frolik	21 - 2008-09
Stephen Weiss	20 - 2011-12
Mike Santorelli	20 - 2010-11
Nathan Horton	20 - 2009-10

Stephen Weiss	20 - 2006-07
Valeri Bure	20 (2003-04)
Kristian Huselius	20 - 2002-03
Dave Gagner	20 - 1997 - 98
Jody Hull	20 - 1995 - 96
Brad Boyes	21 2013-14
<b>CAREER</b>	
Olli Jokinen	188
Scott Mellanby	157
Pavel Bure	152
Stephen Weiss	145
Nathan Horton	142
Radek Dvorak	113
Viktor Kozlov	101
Rob Niedermayer	101
Ray Whitney	97
David Booth	87
Bill Lindsay	87
Robert Svehla	61
Ray Sheppard	61

## Most Assists

### SEASON

Viktor Kozlov	53 - 1999-00
Olli Jokinen	52 - 2006-07
Olli Jokinen	51 - 2005-06
<b>Brian Campbell</b>	<b>49 - 2011-12</b>
Robert Svehla	49 - 1995-96
Stephen Weiss	47 - 2008-09
Ray Whitney	42 - 1999-00
Jay Bouwmeester	41 - 2005-06
Robert Svehla	40 - 1999-00
<b>Jonathan Huberdeau</b>	<b>39 - 2014-15</b>
Ray Whitney	38 - 1998-99
Scott Mellanby	38 - 1995-96
Stephen Weiss	37 - 2011-12
Jozef Stumpel	37 - 2005 - 06
Nathan Horton	37 - 2009-10
Olli Jokinen	37 - 2007-08
<b>Jussi Jokinen</b>	<b>36 - 2014-15</b>
Pavel Bure	36 - 1999-00
Bryan McCabe	35 - 2009-10
Jozef Stumpel	34 - 2006-07
Pavel Bure	33 - 2000-01
Rob Niedermayer	33 - 1998-99
Nathan Horton	35 - 2007-08

Viktor Kozlov	35 - 1998-99
Rob Niedermayer	35 - 1995-96
Jozef Stumpel	34 - 2006-07
Viktor Kozlov	34 - 2002-03
Robert Svehla	34 - 1997-98
Tomas Fleischmann	34 - 2011-12
Jesse Belanger	33 - 1993-94
Stephen Weiss	32 - 2009-10
Cory Stillman	32 - 2008-09
Robert Svehla	32 - 1996 - 97
Kris Versteeg	31 - 2011-12
Nathan Horton	31 - 2006-07
Ray Sheppard	31 - 1996-97
Jay Bouwmeester	30 - 2006-07
Martin Gelinas	30 - 2006-07
Joe Nieuwendyk	30 - 2005-06
Scott Mellanby	30 - 1993-94
<b>Brian Campbell</b>	<b>30 - 2013-14</b>
Tomas Fleischmann	23 - 2012-13
<b>CAREER</b>	
Stephen Weiss	249
Olli Jokinen	231
Robert Svehla	229
Scott Mellanby	197

Viktor Kozlov	190
Rob Niedermayer	165
Radek Dvorak	155
Nathan Horton	153
Jay Bouwmeester	150
Ray Whitney	130
<b>Brian Campbell</b>	<b>122</b>
Gord Murphy	100
Pavel Bure	99
Bill Lindsay	98
<b>Dmitry Kulikov</b>	<b>94</b>
Tomas Fleischmann	91
Jozef Stumpel	84
Mike Van Ryn	80
David Booth	80

# PANTHERS ALL-TIME LEADERS

## Most Points

### SEASON

Pavel Bure .....	94 - 1999-00
Pavel Bure .....	92 - 2000-01
Olli Jokinen.....	91 - 2006-07
Olli Jokinen.....	89 - 2005-06
Ray Whitney.....	71 - 1999-00
Olli Jokinen.....	71 - 2007-08
Viktor Kozlov....	70 - 1999-00
Scott Mellanby..	70 - 1995-96
Olli Jokinen.....	65 - 2002-03
Ray Whitney.....	64 - 1998-99
Nathan Horton	62 - 2007-08
Nathan Horton	62 - 2006-07

### Tomas Fleischmann61 - 2011-12

Stephen Weiss .	61 - 2008-09
Ray Whitney ....	61 - 1997-98
Rob Niedermayer	61 - 1995-96
Stephen Weiss .	60 - 2009-10
David Booth .....	60 - 2008-09
Ray Sheppard...	60 - 1996-97
Scott Mellanby..	60 - 1993-94
Nick Bjugstad...	38 - 2013-14
Tomas Fleischmann...	35 - 2012-13

Stephen Weiss .....	394
Scott Mellanby .....	354
Nathan Horton .....	295
Viktor Kozlov.....	291
Robert Svehla.....	290
Radek Dvorak .....	268
Rob Niedermayer .....	266
Pavel Bure .....	251
Ray Whitney .....	227
Jay Bouwmeester .....	203
David Booth .....	167
Bill Lindsay .....	165

### CAREER

Olli Jokinen.....	419
-------------------	-----

## Most PIM

### SEASON

Peter Worrell..	354 - 2001-02
Paul Laus .....	313 - 1996-97
Paul Laus .....	293 - 1997-98
Peter Worrell..	258 - 1998-99
Brad Ference..	254 - 2001-02
Peter Worrell..	248 - 2000-01
Paul Laus .....	236 - 1995-96
Paul Laus .....	218 - 1998-99
Todd Simpson	202 - 1999-00
Peter Worrell..	193 - 2002-03
Erik Gudbranson	114 (2013-14)

### CAREER

Paul Laus .....	1,702
Peter Worrell.....	1,375
Scott Mellanby.....	953
Bill Lindsay .....	609
Robert Svehla.....	603
Olli Jokinen.....	597
Ed Jovanovski.....	619
Rob Niedermayer .....	435
Brad Ference.....	432
Brian Skrudland .....	401
Nathan Horton .....	382

## Most Power Play Goals

### SEASON

Pavel Bure .....	19 - 2000-01
Scott Mellanby .....	19 - 1995-96
Olli Jokinen.....	18 - 2007-08
Scott Mellanby.....	17 - 1993-94
Olli Jokinen.....	14 - 2005-06
Olli Jokinen.....	13 - 2002-03
Ray Sheppard.....	13 - 1996-97
Stephen Weiss .....	12 - 2009-10
Ray Whitney.....	12 - 1997-98
Pavel Bure .....	11 - 1999-00
David Booth .....	11 - 2008-09
Rob Niedermayer...	11 - 1995-96
Jesse Belanger .....	11 - 1993-94

Stephen Weiss .....	10 - 2006-07
Jason Garrison .....	9 - 2011-12
Jay Bouwmeester .....	9 - 2008-09
Nathan Horton .....	9 - 2007-08
Olli Jokinen.....	9 - 2006-07
Pavel Bure .....	9 - 2001-02
Scott Mellanby.....	9 - 1996-97
Gord Murphy .....	9 - 1993-94
Brian Campbell 6	(2012-13)
Sean Bergenheim3	(2013-14)
Jimmy Hayes .....	3 (2013-14)
Aleksander Barkov 3	(2013-14)

### CAREER

Scott Mellanby.....	66
---------------------	----

Olli Jokinen.....	65
Stephen Weiss .....	48
Pavel Bure .....	44
Nathan Horton .....	37
Viktor Kozlov.....	36
Rob Niedermayer .....	33
Ray Whitney.....	29
Robert Svehla.....	26
Ray Sheppard.....	25
Jesse Belanger .....	24
Gord Murphy .....	23
David Booth .....	20
Jay Bouwmeester .....	18

## Most Short-Handed Goals

### SEASON

Tom Fitzgerald.....	6 - 1995-96
Pavel Bure .....	5 - 2000-01
Radek Dvorak.....	4 - 2008-09
Radek Dvorak.....	4 - 1998-99
Radek Dvorak.....	3 - 2009-10
Radek Dvorak.....	3 - 1997-98
Olli Jokinen.....	3 - 2002-03
Bill Lindsay .....	3 - 1995-96
Tom Fitzgerald.....	3 - 1993-94
Stephen Weiss .....	2 - 2010-11
Nathan Horton .....	2 - 2009-10
Gregory Campbell...	2 - 2007-08
Jozef Stumpel .....	2 - 2006-07

### CAREER

Radek Dvorak.....	16
Tom Fitzgerald.....	12
Pavel Bure .....	9
Bill Lindsay .....	8
Olli Jokinen.....	8
Viktor Kozlov.....	5
Nathan Horton .....	5
Stephen Weiss .....	4
Gregory Campbell.....	3
Jody Hull.....	3
Marcus Nilson.....	3
Brian Skrudland .....	3
Jozef Stumpel .....	3

## Most Game-Winning Goals

### SEASON

Pavel Bure .....	14 - 1999-00
Olli Jokinen.....	9 - 2005-06
Olli Jokinen.....	8 - 2006-07
Olli Jokinen.....	8 - 2003-04
Pavel Bure .....	8 - 2000-01
Ray Sheppard.....	7 - 1996-97
Johan Garpenlov .....	7 - 1995-96
Stephen Weiss .....	6 - 2011-12
David Booth .....	6 - 2007-08
Olli Jokinen.....	6 - 2002-03
Ray Whitney.....	6 - 1998-99
Rob Niedermayer .....	6 - 1995-96
Kris Versteeg.....	5 - 2011-12
David Booth .....	5 - 2008-09
Nathan Horton .....	5 - 2008-09

Olli Jokinen.....	5 - 2007-08
Richard Zednik .....	5 - 2007-08
Ivan Novoseltsev .....	5 - 2001-02
Mark Parrish.....	5 - 1998-99
Bill Lindsay .....	5 - 1997-98
Stu Barnes .....	5 - 1995-96
Scott Mellanby.....	5 - 1994-95
Jody Hull.....	5 - 1993-94
Nick Bjugstad...4	- 2013-14
Brian Campbell 2	- 2012-13

### CAREER

Olli Jokinen.....	36
Stephen Weiss .....	23
Pavel Bure .....	23
Scott Mellanby.....	22
Rob Niedermayer .....	19

David Booth .....	16
Nathan Horton.....	16
Radek Dvorak.....	14
Jody Hull .....	14
Bill Lindsay .....	13
Ray Sheppard.....	12
Ray Whitney.....	11
Rostislav Olesz.....	11

# PANTHERS ALL-TIME LEADERS

## Most Shots On Goal

### SEASON

Pavel Bure .....	384	- 2000-01
Pavel Bure .....	360	- 1999-00
Olli Jokinen.....	351	- 2005-06
Olli Jokinen.....	351	- 2006-07
Olli Jokinen.....	341	- 2007-08
David Booth .....	280	- 2010-11
Olli Jokinen.....	280	- 2003-04
David Booth .....	246	- 2008-09
Olli Jokinen.....	240	- 2002-03
Pavel Bure .....	238	- 2001-02
Viktor Kozlov.....	232	- 2002-03
David Booth .....	228	- 2007-08

Ray Sheppard.....	226	- 1996-97
Scott Mellanby.....	225	- 1995-96
Viktor Kozlov.....	223	- 1999-00
Scott Mellanby.....	221	- 1996-97
Michael Frolik.....	219	- 2009-10
Tomas Fleischmann	217	- 2011-12
Nathan Horton .....	217	- 2006-07
<b>Nick Bjugstad.....</b>	<b>207</b>	<b>- 2014 -15</b>

### CAREER

Olli Jokinen.....	1837
Scott Mellanby.....	1296
Stephen Weiss .....	1240

Viktor Kozlov.....	1177
Radek Dvorak.....	1137
Pavel Bure .....	1026
Robert Svehla.....	995
Nathan Horton .....	962
David Booth .....	949
Jay Bouwmeester .....	922
Rob Niedermayer .....	872
Bill Lindsay .....	787

## Best Plus/Minus

### SEASON

Martin Gelinas .....	+27	- 2005-06
Pavel Bure .....	+25	- 1999-00
Viktor Kozlov.....	+24	- 1999-00
Jay Bouwmeester .....	+23	- 2006-07
Robert Svehla.....	+23	- 1999-00
Jassen Cullimore .....	+21	- 2007-08
Rhett Warrenner.....	+20	- 1996-97
Stephen Weiss .....	+19	- 2008-09
Olli Jokinen.....	+18	- 2006-07
Ray Whitney .....	+16	- 1999-00
Nathan Horton .....	+15	- 2007-08
Nathan Horton .....	+15	- 2006-07
Mike Van Ryn .....	+15	- 2005-06

Jaroslav Spacek.....	+15	- 1998-99
Keith Ballard.....	+14	- 2008-09
Stephen Weiss .....	+14	- 2007-08
Olli Jokinen .....	+14	- 2005-06
Scott Mellanby.....	+14	- 1999-00

### CAREER

Martin Gelinas .....	+34
Paul Laus .....	+31
Nathan Horton .....	+27
Brian Skrudland.....	+23
Mike Hough .....	+20
Jaroslav Spacek.....	+18
Terry Carkner .....	+12

Pavel Bure .....	+12
Jody Hull .....	+12
Keith Brown.....	+12
<b>Aaron Ekblad.....</b>	<b>+12</b>
Ville Peltonen.....	+11
Per Gustafsson.....	+11
Jassen Cullimore .....	+11
Martin Straka.....	+10

## Most Games By A Goaltender

### SEASON

<b>Roberto Luongo ..75 - 2005-06</b>
<b>Roberto Luongo ..72 - 2003-04</b>
Tomas Vokoun.....69 - 2007-08
Roberto Luongo .....65 - 2002-03
Tomas Vokoun.....63 - 2009-10
<b>Roberto Luongo.....61 - 2014-15</b>
John Vanbiesbrouck60 - 1997-98
Sean Burke.....59 - 1998-99
Toams Vokoun.....59 - 2008-09
Ed Belfour.....58 - 2006-07
<b>Roberto Luongo ..58 - 2001-02</b>
Tomas Vokoun.....57 - 2010-11
John Vanbiesbrouck57 - 1996-97

John Vanbiesbrouck	57	- 1995-96
John Vanbiesbrouck	57	- 1993-94
Jose Theodore	.....53	- 2011-12
<b>Roberto Luongo</b>	<b>..47</b>	<b>- 2000-01</b>
Tim Thomas	.....40	(2013-14)

### CAREER

<b>Roberto Luongo .....</b>	<b>392</b>
John Vanbiesbrouck .....	268
Tomas Vokoun.....	248
Mark Fitzpatrick.....	119
Scott Clemmensen .....	120
Trevor Kidd.....	103
Sean Burke .....	66

Ed Belfour.....	58
Jose Theodore .....	68
Jacob Markstrom.....	43
Tim Thomas .....	40
Craig Anderson.....	53
Kirk McLean .....	37
Mike Vernon .....	34
Jacob Markstrom.....	31
Jani Hurme .....	28
Alex Auld .....	27
Jamie McLennan .....	17
Steve Shields .....	16
Mikhail Shtalenkov.....	15

## Most Wins By A Goaltender

### SEASON

<b>Roberto Luongo ..35 - 2005-06</b>
Tomas Vokoun.....30 - 2007-08
<b>Roberto Luongo...28 - 2014-15</b>
Ed Belfour.....27 - 2006-07
John Vanbiesbrouck27 - 1996-97
John Vanbiesbrouck26 - 1995-96
Tomas Vokoun.....26 - 2008-09
<b>Roberto Luongo ..25 - 2003-04</b>
Tomas Vokoun.....23 - 2009-10

Jose Theodore .....	22	- 2011-12
Tomas Vokoun.....	22	- 2010-11
Sean Burke .....	21	- 1998-99
John Vanbiesbrouck	21	- 1993-94
<b>Roberto Luongo ..</b>	<b>20</b>	<b>- 2002-03</b>
John Vanbiesbrouck	18	- 1997-98
Tim Thomas .....	16	- 2013-14

### CAREER

<b>Roberto Luongo .....</b>	<b>142</b>
-----------------------------	------------

John Vanbiesbrouck .....	106
Tomas Vokoun.....	101
Mark Fitzpatrick.....	43
Scott Clemmensen .....	40
Trevor Kidd.....	28
Ed Belfour.....	27
Jose Theodore .....	26
Craig Anderson.....	24
Sean Burke .....	23
Mike Vernon .....	18

## Most Shutouts

### SEASON

Tomas Vokoun.....	7	- 2009-10
<b>Roberto Luongo ....</b>	<b>7</b>	<b>- 2003-04</b>
Tomas Vokoun.....	6	- 2010-11
Tomas Vokoun.....	6	- 2008-09
<b>Roberto Luongo ....</b>	<b>6</b>	<b>- 2002-03</b>
<b>Roberto Luongo ....</b>	<b>5</b>	<b>- 2000-01</b>
Tomas Vokoun.....	4	- 2007-08
<b>Roberto Luongo ....</b>	<b>4</b>	<b>- 2005-06</b>
<b>Roberto Luongo ....</b>	<b>4</b>	<b>- 2001-02</b>
John Vanbiesbrouck	4	- 1997-98

John Vanbiesbrouck	4	- 1994-95
Jose Theodore .....	3	- 2011-12
Craig Anderson.....	3	- 2008-09
<b>Roberto Luongo.....</b>	<b>2</b>	<b>- 2014-15</b>

### CAREER

<b>Roberto Luongo .....</b>	<b>29</b>
Tomas Vokoun.....	23
John Vanbiesbrouck .....	13
Craig Anderson.....	5
Mark Fitzpatrick.....	4

Sean Burke .....	3
Scott Clemmensen .....	3
Trevor Kidd.....	3
Jose Theodore .....	3



# PANTHERS ALL-TIME LEADERS

## All-Time Panthers Record By Month

SEASON	OCTOBER	NOVEMBER	DECEMBER	JANUARY	FEBRUARY	MARCH	APRIL	MAY
1993-94	4-5-3-0	4-8-0-0	7-2-3-0	6-2-4-0	5-9-0-0	6-6-3-0	1-2-4-0	NA
1994-95	NA	NA	NA	3-4-0-0	4-7-2-0	6-5-2-0	5-6-2-0	0-0-0-0
1995-96	7-4-0-0	10-2-1-0	8-4-1-0	6-4-3-0	4-5-3-0	3-9-1-0	3-3-1-0	NA
1996-97	8-0-4-0	7-3-2-0	5-6-3-0	6-5-1-0	3-5-5-0	4-7-3-0	2-2-1-0	NA
1997-98	3-6-3-0	5-7-2-0	6-7-1-0	4-5-5-0	0-4-1-0	3-10-0-0	3-4-3-0	NA
1998-99	3-3-3-0	5-5-2-0	5-5-1-0	5-4-6-0	4-5-4-0	5-6-2-0	3-6-0-0	NA
1999-00	6-3-1-2	7-3-1-0	7-4-1-1	9-4-1-0	5-6-0-2	7-6-1-0	2-1-1-1	NA
2000-01	1-3-3-3	4-6-1-1	2-10-3-1	5-8-1-2	5-5-0-1	3-4-5-1	2-2-0-0	NA
2001-02	3-7-2-1	3-7-0-2	6-6-1-0	4-10-1-0	1-5-1-1	4-7-2-1	1-2-3-1	NA
2002-03	4-5-1-1	3-3-5-3	3-3-3-3	5-8-1-1	4-5-2-1	4-10-1-0	1-2-0-0	NA
2003-04	4-5-2-0	5-8-2-0	3-3-5-2	5-6-2-1	6-4-3-0	5-8-0-1	0-1-1-0	NA
2005-06	6-5-0-1	1-9-0-3	8-6-0-1	5-5-0-3	3-2-0-0	10-4-0-1	4-3-0-2	NA
2006-07	5-7-0-2	3-7-0-3	7-5-0-2	4-3-0-4	6-3-0-3	9-4-0-1	1-1-0-2	NA
2007-08	5-7-0-0	7-6-0-1	6-5-0-2	4-7-0-2	6-6-0-3	8-3-0-1	2-1-0-0	NA
2008-09	4-5-0-0	5-6-0-3	7-5-0-2	7-2-0-3	8-5-0-0	7-5-0-3	3-2-0-0	NA
2009-10	4-7-0-1	6-5-0-3	6-6-0-3	8-4-0-2	0-5-0-1	6-7-0-2	2-3-0-1	NA
2010-11	4-5-0-0	6-7-0-0	6-5-0-2	6-5-0-3	4-7-0-2	3-8-0-5	1-3-0-0	NA
2011-12	6-4-0-1	7-3-0-3	7-5-0-3	2-3-0-4	8-5-0-1	7-5-0-4	1-1-0-2	NA
2012-13	NA	NA	NA	2-5-0-0	4-4-0-5	5-10-0-1	4-8-0-0	NA
2013-14	3-7-0-2	4-8-0-3	8-5-0-1	6-6-0-1	1-4-0-0	5-11-0-1	2-4-0-0	NA
2014-15	3-2-0-3	6-4-0-3	7-4-0-3	5-6-0-1	6-6-0-3	8-5-0-2	3-2-0-0	N/A
TOTALS	83-90-22-17	98-107-0-28	114-96-22-26	108-106-0-26	87-107-21-23	118-140-20-22	46-59-16-9	2-0-0-0

## All-Time Record At The All-Star Break And At The Halfway Point

SEASON	DATE OF ALL-STAR GAME (HOST TEAM)	RECORD BEFORE	RECORD AFTER	1ST HALF OF SEASON	2ND HALF OF SEASON	OVERALL RECORD
1993-94	January 22 (NY Rangers)	19-17-8-0	14-17-9-0	17-17-8-0	16-17-9-0	33-34-17-0
1994-95	No All-Star Game	NA	NA	9-12-3-0	11-10-3-0	20-22-6-0
1995-96	January 20 (Boston)	28-12-4-0	13-19-6-0	27-12-2-0	14-19-8-0	41-31-10-0
1996-97	January 18 (San Jose)	22-12-10-0	13-16-9-0	21-11-9-0	14-17-10-0	35-28-19-0
1997-98	January 18 (Vancouver)	15-23-10-0	9-20-5-0	15-20-6-0	9-23-9-0	24-43-15-0
1998-99	January 24 (Tampa Bay)	17-16-11-0	13-18-9-0	15-15-11-0	15-19-7-0	30-34-18-0
1999-00	February 6 (Toronto)	30-15-4-3	13-12-2-3	24-11-3-3	19-16-3-3	43-27-6-6
2000-01	February 4 (Colorado)	12-27-8-7	10-11-5-2	8-20-7-6	14-18-6-3	22-38-13-9
2001-02	February 2 (Los Angeles)	16-30-5-3	6-14-5-3	13-22-3-3	9-22-7-3	22-44-10-6
2002-03	February 2 (Florida)	15-19-10-8	9-17-3-1	12-12-9-8	12-24-4-1	24-36-13-9
2003-04	February 8 (Minnesota)	18-23-11-3	10-12-4-1	13-17-9-2	15-18-6-2	28-35-15-4
2005-06	February 14-27 (Olympics)	22-27-0-8	15-7-0-3	16-20-0-5	21-14-0-6	37-34-0-11
2006-07	January 24 (Dallas)	17-20-0-9	18-10-0-7	15-19-0-7	20-12-0-9	35-31-0-16
2007-08	January 27 (Atlanta)	22-24-0-5	16-11-0-4	19-19-0-3	19-16-0-6	38-35-0-9
2008-09	January 25 (Montreal)	21-17-0-8	20-13-0-3	19-16-0-6	22-14-0-5	41-30-0-11
2009-10	February 13-28 (Olympics)	24-27-0-10	8-10-0-3	16-18-0-7	16-19-0-6	32-37-0-13
2010-11	January 30 (Carolina)	22-22-0-5	8-18-0-7	19-20-0-2	11-20-0-10	30-40-0-12
2011-12	January 29 (Ottawa)	22-15-0-11	16-11-0-7	20-13-0-8	18-13-0-10	38-26-0-18
2012-13	No All-Star Game	NA	NA	7-12-0-5	8-15-0-1	15-27-0-6
2013-14	Feb 8-26 (Olympics)	22-29-0-7	7-16-0-1	15-20-0-6	14-25-0-2	29-45-0-8
2014-15	January 25	20-14-0-10	18-15-0-5	20-12-0-9	18-17-0-6	38-29-0-15
TOTALS		382-404-81-97	236-267-0-50	340-338-0-80	315-368-0-73	655-706-0-23

## All-Time Panthers Record By Day Of The Week

SEASON	SUNDAY	MONDAY	TUESDAY	WEDNESDAY	THURSDAY	FRIDAY	SATURDAY
1993-94	6-4-3-0	4-4-1-0	2-7-3-0	8-4-4-0	5-6-2-0	1-6-2-0	7-3-2-0
1994-95	4-2-1-0	2-2-0-0	1-5-1-0	4-4-1-0	4-1-2-0	0-4-0-0	5-4-1-0
1995-96	8-2-1-0	5-1-1-0	9-4-0-0	2-8-2-0	5-5-4-0	3-2-2-0	9-9-0-0
1996-97	5-4-3-0	2-4-1-0	3-3-4-0	6-8-1-0	7-2-4-0	4-1-3-0	8-6-3-0
1997-98	4-4-3-0	0-5-1-0	1-5-3-0	3-11-1-0	6-6-1-0	2-5-2-0	8-7-4-0
1998-99	2-1-1-0	3-4-1-0	0-2-2-0	9-11-3-0	4-2-2-0	4-3-4-0	8-11-5-0
1999-00	0-3-0-1	3-4-0-0	2-2-0-0	14-5-2-1	2-5-0-0	5-5-1-2	17-3-3-2
2000-01	1-0-1-0	3-5-1-1	2-2-1-0	5-8-5-4	1-2-0-0	5-9-4-4	5-12-1-0
2001-02	1-1-1-1	3-4-2-0	1-4-1-1	6-11-3-2	2-4-0-0	7-4-1-0	2-16-2-2
2002-03	1-1-1-0	3-4-2-2	1-4-0-1	7-8-3-1	3-4-1-3	4-3-2-1	5-12-4-1
2003-04	0-1-3-0	3-4-2-2	3-4-0-1	4-8-6-0	5-3-0-0	5-6-0-0	8-9-4-1
2005-06	4-0-0-0	3-6-0-2	6-2-0-3	5-4-0-3	6-6-0-1	8-5-0-0	5-11-0-2
2006-07	0-1-0-2	1-2-0-1	6-8-0-4	5-3-0-1	7-8-0-2	6-1-0-1	10-8-0-5
2007-08	3-3-0-1	2-1-0-0	6-3-0-2	5-6-0-2	8-5-0-3	8-4-0-0	6-13-0-1
2008-09	5-3-0-1	2-2-0-2	10-3-0-1	2-3-0-1	10-7-0-1	3-4-0-3	9-8-0-2
2009-10	3-2-0-0	3-3-0-4	3-5-0-0	5-6-0-2	4-6-0-2	6-5-0-1	8-10-0-4
2010-11	2-3-0-2	2-3-0-2	4-5-0-2	2-12-0-1	5-7-0-1	5-5-0-2	10-5-0-2
2011-12	5-3-0-3	5-0-0-2	8-4-0-3	2-2-0-1	4-7-0-5	2-7-0-4	12-3-0-0
2012-13	2-5-0-0	0-2-0-0	5-5-0-2	NA	5-6-0-2	0-1-0-1	3-8-0-1
2013-14	5-5-0-2	2-3-0-0	9-8-0-3	0-1-0-0	5-11-0-0	4-7-0-1	4-10-0-2
2014-15	5-4-2	1-6-0	7-7-3	1-1-0	12-4-3	5-1-1	7-6-6
TOTALS	66-52-18-15	52-69-12-18	89-92-15-26	95-124-31-19	110-107-16-23	87-88-21-21	156-174-29-31

# PANTHERS ALL-TIME LEADERS

## All-Time Panthers Record By Conference

SEASON	EASTERN	WESTERN	OVERALL
1993-94	24-23-11-0	9-11-6-0	33-34-17-0
1994-95	20-22-6-0	NA	20-22-6-0
1995-96	29-22-5-0	12-9-5-0	41-31-10-0
1996-97	23-20-13-0	12-8-6-0	35-28-19-0
1997-98	22-26-8-0	2-17-7-0	24-43-15-0
1998-99	22-25-11-0	8-9-7-0	30-34-18-0
1999-00	31-20-3-5	12-7-3-1	43-27-6-6
2000-01	16-32-7-5	6-6-6-4	22-38-13-9
2001-02	16-32-7-5	6-12-3-1	22-44-10-6
2002-03	20-24-9-7	4-12-4-2	24-36-13-9
2003-04	24-25-12-3	4-10-3-1	28-35-15-4
2005-06	33-29-0-10	4-5-0-1	37-34-0-11
2006-07	33-26-0-13	2-5-0-3	35-31-0-16
2007-08	34-32-0-6	4-3-0-3	38-35-0-9
2008-09	33-21-0-10	8-9-0-1	41-30-0-11
2009-10	25-30-0-9	7-7-0-4	32-37-0-13
2010-11	23-31-0-10	7-9-0-2	30-40-0-12
2011-12	33-19-0-12	5-7-0-6	38-26-0-18
2012-13	15-27-0-6	NA	15-27-0-6
2013-14	20-30-0-4	9-15-0-4	29-45-0-8
2014-15	27-19-8	11-10-7	38-29-15
<b>TOTALS</b>	<b>503-505-92-109</b>	<b>123-156-50-36</b>	<b>626-661-142-145</b>

## Season-By-Season Streaks

SEASON	LONG WIN STREAK	LONG LOSING STREAK	LONG UNBEATEN	LONG WINLESS
1993-94	4 Games (1/15 - 1/24)	5 Games (2/24 - 3/4)	9 Games (1/8 - 1/30)	8 Games (3/28 - 4/12)
1994-95	3 Games (three times)	4 Games (2/17 - 2/23)	3 Games (six times)	4 Games (three times)
1995-96	7 Games (11/2 - 11/14)	5 Games (3/2 - 3/11)	8 Games (11/2 - 11/16)	9 Games (2/24 - 3/13)
1996-97	4 Games (twice)	4 Games (3/1 - 3/9)	12 Games (10/5 - 10/30)	6 Games (twice)
1997-98	3 Games (three times)	13 Games (2/7 - 3/23)	6 Games (12/26 - 1/4)	15 Games (2/1 - 3/23)
1998-99	3 Games (4/12 - 4/17)	7 Games (3/31 - 4/10)	5 Games (1/5 - 1/13)	8 Games (3/28 - 4/10)
1999-00	5 Games (1/8 - 1/17)	3 Games (2/19 - 2/23)	5 Games (1/8 - 1/17)	3 Games (twice)
2000-01	4 Games (2/10 - 2/19)	6 Games (2/21 - 3/2)	4 Games (twice)	9 Games (2/21 - 3/9)
2001-02	2 Games (3 times)	7 Games (2/9 - 3/5)	4 Games (3/8 - 3/15)	7 Games (2/9 - 3/5)
2002-03	3 Games (2/18 - 2/22)	5 Games (twice)	4 Games (3 times)	8 Games (11/11 - 11/24)
2003-04	3 Games (twice)	5 Games (3/19 - 3/27)	5 Games (2/18 - 2/25)	6 Games (11/26 - 12/10)
2005-06	7 Games (3/17 - 3/29)	10 Games (11/1 - 11/23)	7 Games (3/17 - 3/29)	10 Games (11/1 - 11/23)
2006-07	4 Games (2/24 - 3/3)	6 Games (11/22 - 12/2)	4 Games (2/24 - 3/3)	6 Games (11/22 - 12/2)
2007-08	7 Games (3/2 - 3/16)	4 Games (11/7 - 11/13)	7 Games (3/2 - 3/16)	4 Games (11/7 - 11/13)
2008-09	3 Games (four times)	6 Games (10/25 - 11/8)	3 Games (four times)	6 Games (10/25 - 11/8)
2009-10	3 Games (five times)	7 Games (2/1 - 3/2)	3 Games (five times)	7 Games (2/1 - 3/2)
2010-11	3 Games (two times)	10 Games (3/19 - 4/8)	3 Games (two times)	10 Games (3/19 - 4/8)
2011-12	5 Games (3/11 - 3/20)	5 Games (3/29 - 4/5)	5 Games (3/11 - 3/20)	5 Games (3/29 - 4/5)
2012-13	3 Games (3/28 - 4/2)	6 Games (twice)	3 Games (3/28 - 4/2)	6 Games (twice)
2013-14	5 Games (12/10-12/19)	9 Games (10/22-11/10)	5 Games (12/10-12/19)	9 Games (10/22-11/10)
2014-15	3 Games (twice)	2 Games (nine times)	7 games (10/17-11/4)	5 games (1/13-1/27)

# PANTHERS ALL-TIME SPECIAL TEAMS

## Power Play

SEASON	GAMES	ADV	PPGF	PCT.	RANK
1993-94	84	409	65	15.9	21/26
1994-95	48	222	29	13.1	24/26
1995-96	82	468	81	17.3	16/26
1996-97	82	352	50	14.2	21/26
1997-98	82	409	55	13.4	17/26
1998-99	82	380	51	13.4	22/27
1999-00	82	338	58	17.2	8/28
2000-01	82	353	46	13.0	27/30
2001-02	82	341	50	14.7	T-19/30
2002-03	82	347	49	14.1	24/30
2003-04	82	310	52	16.8	12/30
2005-06	82	411	63	15.3	24/30
2006-07	82	337	61	18.1	12/30
2007-08	82	313	60	19.2	6/30
2008-09	82	308	51	16.6	24/30
2009-10	82	309	44	14.2	29/30
2010-11	82	267	35	13.1	30/30
2011-12	82	286	53	18.5	T-7/30
2012-13	48	142	29	20.4	6/30
2013-14	82	269	27	10.0	30/30
2014-15	82	246	40	16.3	24/30

## Penalty Kill

SEASON	GAMES	TSH	PPGA	PCT.	RANK
1993-94	84	396	69	82.6	T-8/26
1994-95	48	191	32	83.2	12/26
1995-96	82	370	63	83.0	T-9/26
1996-97	82	346	50	85.5	7/26
1997-98	82	403	82	79.7	26/26
1998-99	82	370	67	81.9	22/27
1999-00	82	323	47	85.4	10/28
2000-01	82	398	64	83.9	T-14/30
2001-02	82	393	76	80.7	29/30
2002-03	82	356	66	81.5	26/30
2003-04	82	374	51	86.4	2/30
2005-06	82	514	91	82.3	14/30
2006-07	82	443	78	82.4	16/30
2007-08	82	374	66	82.4	16/30
2008-09	82	311	54	82.6	9/30
2009-10	82	287	59	79.4	23/30
2010-11	82	267	41	84.6	6/30
2011-12	82	239	49	79.5	25/30
2012-13	48	151	39	74.2	30/30
2013-14	82	262	63	76.0	30/30
2014-15	82	250	50	80	24/30

## Penalty Minutes

SEASON	GAMES	MINUTES	AVG.	RANK
1993-94	84	1620	19.3	6/26
1994-95	48	770	16.0	T-5/26
1995-96	82	1494	18.2	5/26
1996-97	82	1628	19.9	17/26
1997-98	82	1676	20.4	17/26
1998-99	82	1522	18.6	23/27
1999-00	82	1329	16.2	23/28
2000-01	82	1509	18.4	28/30
2001-02	82	1994	24.3	30/30
2002-03	82	1127	13.7	10/30
2003-04	82	1192	14.5	12/30
2005-06	82	1255	15.6	14/30
2006-07	82	1181	14.4	15/30
2007-08	82	1002	12.5	7/30
2008-09	82	900	11.0	4/30
2009-10	82	977	11.9	T-14/30
2010-11	82	716	8.7	1/30
2011-12	82	792	9.7	8/30
2012-13	48	541	11.3	17/30
2013-14	82	848	10.3	T-12/30
2014-15	82	733	8.9	T-9/30

## Shorthanded Goals

SEASON	GAMES	FOR (Rank)	AGAINST (Rank)
1993-94	84	8 (T-17/26)	15 (22/26)
1994-95	48	1 (T-24/26)	6 (T-14/26)
1995-96	82	11 (T-12/26)	12 (T-14/26)
1996-97	82	5 (T-23/26)	17 (25/26)
1997-98	82	12 (T-7/26)	16 (T-23/26)
1998-99	82	12 (T-3/27)	11 (T-23/27)
1999-00	82	2 (27/28)	8 (T-14/28)
2000-01	82	8 (T-17/30)	13 (T-26/30)
2001-02	82	8 (T-10/30)	7 (T-12/30)
2002-03	82	7 (T-19/30)	9 (T-20/30)
2003-04	82	7 (T-14/30)	12 (25/30)
2005-06	82	5 (T-27/30)	12 (T-19/30)
2006-07	82	5 (T-24/30)	6 (T-6/30)
2007-08	82	4 (T-24/30)	3 (T-1/30)
2008-09	82	7 (T-16/30)	9 (T-20/30)
2009-10	82	7 (10/30)	8 (22/30)
2010-11	82	4 (26/30)	5 (7/30)
2011-12	82	4 (22/30)	6 (T-15/30)
2012-13	48	4 (T-8/30)	1 (T-3/30)
2013-14	82	8 (T-13/30)	6 (T-7/30)
2014-15	82	1 (30/30)	6 (T-5/30)

## Panthers In The All-Star Game

YEAR	REPRESENTATIVE (STATS)	SITE
1994	Bob Kudelski (2-0-2), John Vanbiesbrouck (Win, 6 Saves/8 Shots)	New York City
1995	-No Game-	
1996	Doug MacLean (Coach, Win), Scott Mellanby (0-0-0) John Vanbiesbrouck (No Decision, 4 Saves/7 Shots)	Boston
1997	Doug MacLean (Coach, Win), Robert Svehla (0-2-2), John Vanbiesbrouck (No Decision, 10 Saves/12 Shots)	San Jose
1998	-None-	Vancouver
1999	Viktor Kozlov (Did Not Play - Shoulder Injury)	Tampa Bay
2000	Pavel Bure (3-1-4, MVP), Viktor Kozlov (0-3-3), Ray Whitney (1-1-2)	Toronto
2001	Pavel Bure (0-2-2)	Denver
2002		Los Angeles
2003	Olli Jokinen (1-3-4), *Sandis Ozolinsh (0-1-1)	Sunrise
*Ozolinsh represented the Eastern Conference/Panthers but was no longer a roster player for Florida after being traded to Anaheim two days prior to the All-Star Game		
2004	Roberto Luongo (No Decision, 8 Saves/9 Shots, SuperSkills Goalie Champion)	St. Paul
2006	-No Game (Olympics)	
2007	Jay Bouwmeester (0-0-0)	Dallas
2008	Tomas Vokoun (No Decision, 18 Saves/20 Shots)	Atlanta
2009	Jay Bouwmeester (1-2-3)	Montreal
2010	-No Game (Olympics)	
2011	-None-	Carolina
2012	Brian Campbell (0-1-1)	Ottawa
2013	-No Game-	
2014	-No Game (Olympics)	
2015	Aaron Ekblad (0-4/4), Roberto Luongo (13 saves/17 shots)	Columbus

# PANTHERS ALL-TIME SPECIAL TEAMS

## Panthers In The YoungStars Game

YEAR	REPRESENTATIVE (STATS)	SITE
2002...	Roberto Luongo (W, 37 saves), Kristian Huselius (2-0-2)	Los Angeles
2003...	Stephen Weiss (1-1-2), Jay Bouwmeester (0-1-1), Niklas Hagman (0-0-0)	Sunrise
2004...	-None-	St. Paul
2006...	No Game (Olympics)	
2007...	-None-	Dallas
2008...	-None-	Atlanta
2009...	Michael Frolik (0-0-0)	Montreal
2010...	No Game (Olympics)	
2011...	Evgeny Dadonov	Carolina
2012...	-None-	Ottawa
2013...	-No Game-	

## PANTHERS CAREER GOALTENDING

GOALTENDERS	GP	MINS	W	L	OT/SOLT	GA	SOG	SO	GAA	SV%
Anderson, Craig	53	2788	24	14	7	0	117	1628	5	2.52 .928
Auld, Alex	27	1471	7	13	5	0	82	729	1	3.34 .888
Belfour, Ed	58	3289	27	17	10	0	152	1550	1	2.77 .902
Burke, Sean	66	3820	23	29	1	14	169	1832	3	2.65 .908
Clemmensen, Scott	120	6258	40	39	18	0	300	3149	3	2.87 .904
Fitzpatrick, Mark	119	6528	43	42	7	22	295	3051	4	2.71 .903
Flaherty, Wade	4	245	2	1	0	1	12	148	0	2.94 .919
Foster, Brian	1	0	0	0	0	0	0	1	0	0.00 1.000
Hurme, Jani	28	1376	4	11	0	6	66	707	1	2.88 .907
Kidd, Trevor	103	5611	28	50	0	13	289	2883	3	3.09 .900
Luongo, Roberto	331	18646	114	161	28	32	829	10392	27	2.66 .920
Markstrom, Jacob	43	1535	11	25	5	0	123	285	0	4.80 0.568
McLean, Kirk	3	2003	13	12	1	5	95	934	2	2.85 .898
McLennan, Jamie	17	677	2	4	2	0	34	360	0	3.01 .906
Reddick, Eldon	2	80	0	1	0	0	8	45	0	6.00 .822
Salak, Alexander	2	66	0	1	0	0	6	40	0	5.37 .850
Shields, Steve	16	732	3	6	0	1	42	346	0	3.44 .879
Shtalenkov, Mikhail	15	882	8	4	1	2	34	369	0	2.31 .908
Shulmistra, Rich	1	60	1	0	0	0	1	21	0	1.00 .952
Theodore, Jose	68	3816	26	22	14	0	167	1893	3	2.63 .912
Thomas, Tim	40	2299	16	20	3	0	110	1206	0	2.87 .909
Vanbiesbrouck, John	268	15502	106	108	10	43	666	7605	13	2.58 .912
Vernon, Mike	34	2019	18	13	2	2	83	1020	1	2.47 .919
Vokoun, Tomas	264	14273	101	108	30	0	612	8039	23	2.32 .924
Weekes, Kevin	11	485	0	5	0	1	32	247	0	3.96 .870

## PANTHERS CAREER SCORING

NAME	GP	G	A	PTS	PIM
Olli Jokinen	567	188	231	419	597
Stephen Weiss	654	145	249	394	313
Scott Mellanby	552	157	197	354	953
Nathan Horton	422	142	153	295	382
Viktor Kozlov	414	101	190	291	118
Robert Svehla	573	61	229	290	603
Radek Dvorak	613	113	155	268	216
Rob Niedermayer	518	101	165	266	435
Pavel Bure	223	152	99	251	134
Ray Whitney	273	97	130	227	109
Jay Bouwmeester	471	53	150	203	329
David Booth	309	87	80	167	127
Bill Lindsay	506	67	98	165	609
Gord Murphy	410	42	100	142	238
Rostislav Olesz	349	57	75	132	112
Jozef Stumpel	199	45	84	129	58
Kristian Huselius	257	58	69	127	62
Marcus Nilson	327	48	78	126	193
Tomas Fleischmann	210	47	77	124	64
Brian Campbell	212	19	105	124	38
Ray Sheppard	190	61	60	121	33
Tom Fitzgerald	353	54	67	121	281
Stu Barnes	191	49	72	121	94
Johan Garpenlov	265	47	74	121	133
Michael Frolik	213	50	67	117	81
Jesse Belanger	180	49	68	117	44
Dave Lowry	272	50	60	110	178
Cory Stillman	165	39	71	109	79
Mike Van Ryn	257	25	80	105	220
Bryan McCabe	199	28	76	104	152
Ed Jovanovski	362	33	66	102	619
Jody Hull	281	56	44	100	49
Brian Skrudland	256	32	67	99	401
Dmitry Kulikov	313	24	75	99	201



# PANTHERS CAREER SCORING

Shawn Matthias 312 ..... 48 ..... 49 ..... 97 ..... 109  
 Valeri Bure ..... 132 ..... 33 ..... 56 ..... 89 ..... 42  
 Ville Peltonen .. 207 ..... 34 ..... 54 ..... 88 ..... 79  
 Juraj Kolnik ..... 204 ..... 40 ..... 46 ..... 86 ..... 72  
 Martin Gelinis 164 ..... 31 ..... 54 ..... 85 ..... 116  
 Gregory Campbell 363 ..... 29 ..... 56 ..... 85 ..... 312

Mark Parrish ..... 154 ..... 50 ..... 31 ..... 81 ..... 64  
 Niklas Hagman 263 ..... 30 ..... 50 ..... 80 ..... 52  
 Mike Hough ..... 259 ..... 27 ..... 52 ..... 79 ..... 185  
 Chris Gratton .. 157 ..... 30 ..... 44 ..... 74 ..... 198  
 Ivan Novoseltsev 217 ..... 29 ..... 44 ..... 73 ..... 106  
 Paul Laus ..... 530 ..... 14 ..... 58 ..... 72 ..... 1702  
 Tomas Kopecky 174 ..... 29 ..... 42 ..... 71 ..... 78  
 Gary Roberts ... 108 ..... 27 ..... 42 ..... 69 ..... 122  
 Marcel Goc ..... 161 ..... 31 ..... 38 ..... 69 ..... 49

**NAME GP G A PTS PIM**  
 Bryan Allen ..... 284 ..... 14 ..... 53 ..... 67 ..... 278  
 Bret Hedican ... 202 ..... 17 ..... 48 ..... 65 ..... 169  
 Kris Versteeg ..... 99 ..... 27 ..... 38 ..... 65 ..... 66  
 Joe Nieuwendyk 80 ..... 31 ..... 33 ..... 64 ..... 50  
 Keith Ballard ... 164 ..... 14 ..... 48 ..... 62 ..... 160  
 Dave Gagner ... 114 ..... 24 ..... 38 ..... 62 ..... 94  
 Kamil Krepis ..... 232 ..... 18 ..... 42 ..... 60 ..... 71  
 Richard Zednik 124 ..... 32 ..... 27 ..... 59 ..... 89  
 Jason Garrison 190 ..... 23 ..... 36 ..... 59 ..... 81  
 Brett McLean ... 147 ..... 21 ..... 35 ..... 56 ..... 63  
 Mike Santorelli 166 ..... 31 ..... 24 ..... 55 ..... 40  
 Ruslan Salei ..... 147 ..... 9 ..... 46 ..... 55 ..... 177  
 Sandis Ozolinsh 88 ..... 17 ..... 38 ..... 55 ..... 64  
 Andrei Lomakin 107 ..... 20 ..... 34 ..... 54 ..... 32  
 Jaroslav Spacek 157 ..... 15 ..... 39 ..... 54 ..... 89  
 Sean Bergenheim 124 ..... 33 ..... 19 ..... 52 ..... 88  
 Oleg Kvasha ... 146 ..... 17 ..... 33 ..... 50 ..... 79  
 Steven Reinprecht 111 ..... 20 ..... 28 ..... 48 ..... 24  
 Kirk Muller ..... 162 ..... 13 ..... 34 ..... 47 ..... 107  
 Jason Woolley ... 89 ..... 10 ..... 37 ..... 47 ..... 52  
 Scottie Upshall 129 ..... 21 ..... 26 ..... 47 ..... 127  
 Terry Carkner ... 279 ..... 6 ..... 40 ..... 46 ..... 293  
 Mike Weaver ... 246 ..... 3 ..... 41 ..... 44 ..... 79  
 Mike Sillinger ... 68 ..... 17 ..... 25 ..... 42 ..... 60  
 Peter Worrell ... 342 ..... 16 ..... 26 ..... 42 ..... 1375  
 Bob Kudelski ..... 83 ..... 20 ..... 19 ..... 39 ..... 12  
 Dan Boyle ..... 129 ..... 10 ..... 29 ..... 39 ..... 50  
 Nick Bjugstad ... 87 ..... 17 ..... 22 ..... 39 ..... 18

**NAME GP G A PTS PIM**  
 Steve Montador 196 ..... 10 ..... 28 ..... 38 ..... 260  
 Dave Nemirovsky 91 ..... 16 ..... 22 ..... 38 ..... 42  
 Brian Benning ... 97 ..... 7 ..... 31 ..... 38 ..... 125  
 Mikael Samuelsson ..... 85 ..... 16 ..... 21 ..... 37 ..... 49  
 Martin Straka ..... 67 ..... 9 ..... 26 ..... 35 ..... 18  
 Dennis Wideman 61 ..... 9 ..... 24 ..... 33 ..... 33  
 Len Barrie ..... 76 ..... 9 ..... 24 ..... 33 ..... 141  
 Marty Reasoner 82 ..... 14 ..... 18 ..... 32 ..... 22  
 Jonathan Huberdeau ..... 48 ..... 14 ..... 17 ..... 31 ..... 18  
 Jason Wiemer ... 70 ..... 11 ..... 20 ..... 31 ..... 178  
 Matt Cullen ..... 86 ..... 12 ..... 19 ..... 31 ..... 46  
 Ryan Johnson .. 164 ..... 8 ..... 22 ..... 30 ..... 50  
 Steve Washburn 81 ..... 14 ..... 15 ..... 29 ..... 40  
 Per Gustafsson ... 58 ..... 7 ..... 22 ..... 29 ..... 22  
 Tom Gilbert ..... 73 ..... 3 ..... 25 ..... 28 ..... 18  
 Brad Ference .. 167 ..... 4 ..... 24 ..... 28 ..... 432  
 Rhett Warrener 217 ..... 4 ..... 23 ..... 27 ..... 297  
 Jason Garrison 113 ..... 7 ..... 19 ..... 26 ..... 49  
 Denis Shvidki ... 76 ..... 11 ..... 14 ..... 25 ..... 30  
 Byron Ritchie ... 111 ..... 10 ..... 15 ..... 25 ..... 137  
 Chris Wells ..... 141 ..... 7 ..... 18 ..... 25 ..... 134  
 Jack Skille ..... 99 ..... 8 ..... 16 ..... 24 ..... 43

Chris Higgins ..... 48 ..... 11 ..... 12 ..... 23 ..... 10  
 Greg Adams ..... 60 ..... 11 ..... 12 ..... 23 ..... 10  
 Dino Ciccarelli .. 42 ..... 11 ..... 12 ..... 23 ..... 55  
 Jassen Cullimore 133 ..... 5 ..... 18 ..... 23 ..... 75  
 Lukas Krajicek ... 90 ..... 3 ..... 20 ..... 23 ..... 62  
 Dennis Seidenberg 62 ..... 2 ..... 21 ..... 23 ..... 33  
 Joel Kwiatkowski 114 ..... 9 ..... 13 ..... 22 ..... 106  
 Mathieu Biron ... 91 ..... 4 ..... 18 ..... 22 ..... 65  
 Geoff Smith ..... 137 ..... 6 ..... 16 ..... 22 ..... 82  
 Kevyn Adams ..... 56 ..... 7 ..... 14 ..... 21 ..... 30  
 Nick Boynton ..... 68 ..... 5 ..... 16 ..... 21 ..... 91  
 Mike Wilson ..... 83 ..... 4 ..... 17 ..... 21 ..... 60  
 Anders Eriksson 60 ..... 0 ..... 21 ..... 21 ..... 28  
 Evgenii Dadonov 55 ..... 10 ..... 10 ..... 20 ..... 16  
 Michal Repik ..... 55 ..... 9 ..... 11 ..... 20 ..... 36  
 Jaroslav Bednar 65 ..... 6 ..... 14 ..... 20 ..... 18  
 Sean Hill ..... 78 ..... 2 ..... 18 ..... 20 ..... 80  
 Drew Shore ..... 67 ..... 8 ..... 12 ..... 20 ..... 22  
 Pavel Trnka ..... 89 ..... 3 ..... 16 ..... 19 ..... 75  
 Andreas Lilja ... 135 ..... 7 ..... 12 ..... 19 ..... 146  
 Karlis Skrastins ..... 97 ..... 5 ..... 14 ..... 19 ..... 42  
 Magnus Svensson 46 ..... 4 ..... 14 ..... 18 ..... 31  
 Jon Sim ..... 33 ..... 10 ..... 8 ..... 18 ..... 26  
 Jordan Leopold .. 61 ..... 7 ..... 11 ..... 18 ..... 22  
 Jesse Winchester 52 ..... 9 ..... 9 ..... 18 ..... 38  
 Filip Kuba ..... 62 ..... 2 ..... 15 ..... 17 ..... 26  
 Cory Murphy ..... 47 ..... 2 ..... 15 ..... 17 ..... 22  
 Branislav Mezei 174 ..... 4 ..... 13 ..... 17 ..... 246  
 Dominic Moore 48 ..... 8 ..... 9 ..... 17 ..... 35  
 Keaton Ellerby 125 ..... 2 ..... 15 ..... 17 ..... 70  
 Cam Stewart ..... 65 ..... 9 ..... 7 ..... 16 ..... 30  
 Vaclav Prospal ... 34 ..... 4 ..... 12 ..... 16 ..... 10  
 Greg Hawgood ... 33 ..... 2 ..... 14 ..... 16 ..... 9  
 Lyle Odelein ..... 82 ..... 4 ..... 12 ..... 16 ..... 88  
 Steve Bernier ... 68 ..... 5 ..... 10 ..... 15 ..... 21  
 Sergei Samsonov 20 ..... 3 ..... 11 ..... 14 ..... 2  
 Donald Audette 28 ..... 6 ..... 7 ..... 13 ..... 22  
 Lance Pitlick ... 165 ..... 5 ..... 8 ..... 13 ..... 98  
 Brent Severyn ... 76 ..... 5 ..... 8 ..... 13 ..... 193  
 Ivan Majesky ..... 82 ..... 4 ..... 8 ..... 12 ..... 92  
 Erik Gudbranson 104 ..... 2 ..... 10 ..... 12 ..... 125  
 Serge Payer ..... 114 ..... 7 ..... 5 ..... 12 ..... 47  
 Anthony Stewart 105 ..... 4 ..... 8 ..... 12 ..... 38  
 Keith Brown ..... 64 ..... 4 ..... 8 ..... 12 ..... 62  
 Scott Gomez ..... 46 ..... 2 ..... 10 ..... 12 ..... 24  
 Scott Levins ..... 29 ..... 5 ..... 6 ..... 11 ..... 69  
 Igor Larionov ... 26 ..... 5 ..... 6 ..... 11 ..... 10  
 Eric Beaudoin ... 53 ..... 3 ..... 8 ..... 11 ..... 41  
 Lance Ward ..... 134 ..... 4 ..... 7 ..... 11 ..... 254  
 Todd Simpson 107 ..... 2 ..... 9 ..... 11 ..... 276  
 Joe Cirella ..... 83 ..... 1 ..... 10 ..... 11 ..... 120  
 Jeff Norton ..... 51 ..... 0 ..... 11 ..... 11 ..... 28  
 Tomas Vokoun 264 ..... 0 ..... 10 ..... 10 ..... 8  
 Magnus Johansson ..... 27 ..... 0 ..... 10 ..... 10 ..... 14  
 Alexander Godnyuk ... 26 ..... 0 ..... 10 ..... 10 ..... 35  
 Darcy Hordichuk 124 ..... 4 ..... 5 ..... 9 ..... 249  
 Mike Foligno ..... 39 ..... 4 ..... 5 ..... 9 ..... 49  
 Wojtek Wolski ... 22 ..... 4 ..... 5 ..... 9 ..... 0  
 Alex Hicks ..... 59 ..... 1 ..... 8 ..... 9 ..... 62  
 Esa Tikkanen ... 28 ..... 1 ..... 8 ..... 9 ..... 16  
 Nick Tarnasky ... 65 ..... 2 ..... 7 ..... 9 ..... 118

# PANTHERS CAREER SCORING

NAME	GP	G	A	PTS	PIM
TJ Brennan.....	19	2	7	9	2
Krys Barch.....	96	2	7	9	190
Pierre Dagenais.....	35	7	1	8	8
Stephane Matteau.....	52	4	4	8	27
Randy Gilhen.....	20	4	4	8	16
Matt Bradley.....	45	3	5	8	31
John Vanbiesbrouck.....	268	0	8	8	68
Vincent Trocheck.....	20	5	3	8	6
Bill Thomas.....	31	5	3	8	6
Niclas Bergfors.....	20	1	6	7	2
Todd Bertuzzi.....	7	1	6	7	13
Alexi Semenov.....	39	1	6	7	49
Dmitry Yushkevich.....	23	1	6	7	14
Vaclav Nedorost.....	32	4	3	7	12
Darren Van Impe.....	36	1	6	7	31
Roberto Luongo.....	242	0	7	7	10
Tyson Strachan.....	53	1	6	7	45
Jerred Smithson.....	51	2	4	6	14
Igor Ulanov.....	70	1	5	6	50
Victor Oreskovich.....	50	2	4	6	26
Quinton Howden.....	34	4	2	6	10
Marco Sturm.....	42	3	2	5	23
Clay Wilson.....	17	3	2	5	6
Joey Tetarenko.....	69	4	1	5	171
Alex Kovalev.....	14	2	3	5	6
Jeff Toms.....	8	2	2	4	4
Christian Berglund.....	10	3	1	4	10
Sean Burke.....	66	0	4	4	29
Ville Koistinen.....	17	1	3	4	8
John Madden.....	31	3	0	3	4
Scott Clemmensen.....	120	0	3	3	2
Ryan Carter.....	19	2	1	3	28
Drew Larman.....	22	2	1	3	4
Ric Jackman.....	22	2	1	3	16
Tim Kennedy.....	33	1	2	3	4
Gilbert Dionne.....	5	1	2	3	0
Brett Harkins.....	8	0	3	3	6
Gaetan Duchesne.....	13	1	2	3	0
Brad Smyth.....	15	2	1	3	6
Janis Sprukts.....	15	1	2	3	2
Randy Moller.....	17	0	3	3	16
Eric Messier.....	21	0	3	3	16
Craig MacDonald.....	34	0	3	3	25
Mike Vernon.....	34	0	3	3	2
John Jakopin.....	82	1	2	3	92
Mark Fitzpatrick.....	119	0	3	3	31
Kenndal McArdle.....	33	1	2	3	47
Matt Gilroy.....	16	1	1	2	6
Tanner Glass.....	44	1	1	2	46
Ed Belfour.....	58	0	2	2	10
Rob Globke.....	46	1	1	2	8
Patrick Lebeau.....	4	1	1	2	4
Yan Golubovsky.....	6	0	2	2	2
Peter Andersson.....	8	1	1	2	0
Craig Anderson.....	53	0	2	2	4
Ryan Jardine.....	8	0	2	2	2
Jason Podollan.....	19	1	1	2	4
Brad Norton.....	22	0	2	2	45
Peter Ratchuk.....	32	1	1	2	10
Dallas Eakins.....	41	0	2	2	79
Trevor Kidd.....	103	0	2	2	6
Jeff Taffe.....	21	1	1	2	4
Byron Bitz.....	7	1	1	2	2
George Parros.....	39	1	1	2	57
Joey Crabb.....	9	0	1	1	7
Patrick Rissmiller.....	9	0	1	1	0
Alexander Sulzer.....	9	0	1	1	0
Scott Timmins.....	19	1	0	1	8
Joe Callahan.....	27	0	1	1	12
Alex Auld.....	27	0	1	1	2
Scott Timmins.....	24	1	0	1	12
Greg Rallo.....	11	1	0	1	2
Steve Eminger.....	9	1	0	1	6
Noah Welch.....	6	1	0	1	9
Martin Lojek.....	5	0	1	1	0
Colby Robak.....	19	0	1	1	17
Jamie Leach.....	2	1	0	1	0
Josh Olson.....	5	1	0	1	0
Kamil Piros.....	3	1	0	1	0
Andrei Podkonicky.....	6	1	0	1	2
Greg Smyth.....	12	1	0	1	37

David Brine.....	9	0	1	1	4
Mark Cullen.....	6	0	1	1	2
Lee Goren.....	2	0	1	1	0
Mike Green.....	11	0	1	1	2
Jeff Greenlaw.....	4	0	1	1	2
NAME	GP	G	A	PTS	PIM
Greg Jacina.....	14	0	1	1	6
Igor Kravchuk.....	7	0	1	1	4
Steve MacIntyre.....	18	0	1	1	17
Stephane J.G. Richer.....	3	0	1	1	2
Jeff Ware.....	6	0	1	1	6
Mikhail Yakubov.....	13	0	1	1	4
Eric Selleck.....	2	0	1	1	17
Bobby Butler.....	2	0	1	1	2
Alex Petrovic.....	7	0	1	1	8
Tim Thomas.....	40	0	1	1	4
Dan Ellis.....	6	0	0	0	0
Mike Mottau.....	8	0	0	0	0
Garrett Wilson.....	3	0	0	0	0
Jonathan Racine.....	1	0	0	0	2
Jose Theodore.....	53	0	0	0	0
Kirk McLean.....	37	0	0	0	2
Wade Belak.....	32	0	0	0	37
Ryan Whitney.....	7	0	0	0	6
Jani Hurme.....	28	0	0	0	2
Steve Shields.....	16	0	0	0	6
Mikhail Shtalenkov.....	15	0	0	0	2
Dwayne Hay.....	15	0	0	0	2
Nick Smith.....	15	0	0	0	0
Mike Duco.....	12	0	0	0	60
Kevin Weekes.....	11	0	0	0	0
Rocky Thompson.....	10	0	0	0	31
Jeff Daniels.....	10	0	0	0	0
Kyle Rossiter.....	9	0	0	0	9
Jamie Allison.....	7	0	0	0	11
Garth Murray.....	6	0	0	0	19
Ty Jones.....	6	0	0	0	7
Craig Ferguson.....	6	0	0	0	0
David Emma.....	6	0	0	0	0
Bracken Kearns.....	5	0	0	0	10
Herbert Vasiljevs.....	5	0	0	0	2
Dave Tomlinson.....	5	0	0	0	0
Craig Fisher.....	4	0	0	0	0
Jamie Linden.....	4	0	0	0	17
Eric Boguniecki.....	4	0	0	0	2
David Morisset.....	4	0	0	0	5
Wade Flaherty.....	4	0	0	0	0
Stefan Meyer.....	4	0	0	0	0
Grant McNeill.....	3	0	0	0	5
Mike Casselman.....	3	0	0	0	0
Matt Herr.....	3	0	0	0	0
Chris Allen.....	2	0	0	0	2
Kristian Kudroc.....	2	0	0	0	2
Eldon Reddick.....	2	0	0	0	0
Doug Barrault.....	2	0	0	0	0
Dave Duerden.....	2	0	0	0	0
Alexander Salak.....	2	0	0	0	0
Hugh Jessiman.....	2	0	0	0	0
Viacheslav Butsayev.....	1	0	0	0	2
Jamie Rivers.....	1	0	0	0	2
Craig Martin.....	1	0	0	0	5
Jim Campbell.....	1	0	0	0	0
Paul Brousseau.....	1	0	0	0	0
Rich Shulmistra.....	1	0	0	0	0
Jacob Markstrom.....	1	0	0	0	0
Jon Matsumoto.....	1	0	0	0	0
Greg Rallo.....	1	0	0	0	0
Nolan Yonkman.....	1	0	0	0	0

# TEAM RECORDS: PERIOD

## Most...

**GOALS – 6 –** (2nd per.) vs. Boston (4/5/00)  
**GOALS AGAINST – 6 –** (Three times) MR: (3rd per.) at Carolina (1/11/07)  
**GOALS BOTH TEAMS – 7 –** (Seven times) MR: (2nd per.) vs Pittsburgh (2/26/13)  
**PENALTY MINUTES – 120 –** (3rd pd.) vs. Philadelphia (10/13/01)  
**PENALTY MINUTES BY OPPONENT – 89 –** (3rd per.) at Pittsburgh (2/6/03)  
**PENALTY MINUTES BY BOTH TEAMS – 196 –** (3rd per.) vs. Philadelphia (10/13/01)  
**SHOTS ON GOAL AT HOME – 28 –** (2nd per.) vs. Washington (10/20/05)  
**SHOTS ON GOAL ON ROAD – 22 –** (3rd per.) at Atlanta (12/26/01)  
**SHOTS AGAINST AT HOME – 28 –** (1st per.) vs. NY Islanders (3/17/04)  
**SHOTS AGAINST ON ROAD – 29 –** (two times) MR: (3rd per.) at San Jose (3/18/14)

**POWER-PLAY GOALS – 4 –** (1st per.) vs. Ottawa (12/9/98)  
**POWER-PLAY GOALS AGAINST – 3 –** (Twice) (3rd per.) at Montreal (3/9/98)  
**SHORT-HANDED GOALS – 2 –** (Twice) MR: (1st per.) at NY Rangers (12/12/97)  
**SHORT-HANDED GOALS AGAINST – 2 –** (Four times) MR: (2nd per.) at Buffalo (3/19/98)

## Fewest..

**SHOTS ON GOAL – 0 –** (six times) MR: (3rd.) vs. Washington (3/17/09)

**SHOTS ON GOAL AGAINST – 0 –** (twice) (2nd per.) at Edmonton (10/20/01) and (1st per.) vs. Los Angeles (10/28/97)

## Fastest..

**OPENING GOAL – :10 –** Johan Garpenlov at Colorado (10/17/96)  
**OPENING GOAL AGAINST – :10 –** Mike Knuble vs. Boston (2/14/03)  
**OPENING GOAL, HOME – :15 –** Mike Hough vs. Pittsburgh (3/28/96)  
**OPENING GOAL AGAINST, HOME – :10 –** Mike Knuble vs. Boston (2/14/03)  
**GOAL FROM START OF PERIOD – :10 –** (twice) MR: Nathan Horton (2nd per.) at Toronto (2/5/08)  
**GOAL FROM START OF PERIOD AGAINST – :09 –** Ruslan Fedotenko (2nd per.) vs. Tampa Bay (3/20/06)  
**OVERTIME GOAL – :22 –** Nathan Horton at Boston (3/4/08)  
**OVERTIME GOAL AGAINST – :17 –** Vincent Lecavalier vs. Tampa Bay (4/14/02)  
**TWO GOALS SCORED BY ONE PLAYER – :07 –** Viktor Kozlov (2nd per.) vs. Montreal (2/10/04)  
**TWO GOALS AGAINST BY ONE PLAYER – :17 –** Mike Knuble (1st per.) vs. Boston (2/14/03)

**TWO GOALS – :07 –** Viktor Kozlov, 1:43 and 1:50 (2nd per.) vs. Montreal (2/10/04)  
**TWO GOALS AGAINST – :12 –** Chris Drury (8:46) and Ryan Callahan (8:58) at NY Rangers (10/4/07)  
**THREE GOALS – 1:17 –** Viktor Kozlov, 18:09, Mark Parrish, 18:29 and Pavel Bure, 19:26 (3rd per.) vs. Los Angeles (10/6/99)  
**THREE GOALS AGAINST – 1:00 –** Kevin Lowe, 16:52, Tony Amonte, 17:12 and Adam Graves, 17:52 (2nd per.) vs. NY Rangers (11/16/93)

# TEAM RECORDS: GAME

## Most..

**DECISIVE WIN AT HOME – 6-0** – (Four times) MR: vs. Tampa Bay (10/16/10)

**DECISIVE WIN ON ROAD – 8-0** – at Toronto (2/5/08)

**DECISIVE SHUTOUT WIN AT HOME – 6-0** – (Three times), vs Tampa Bay (10/16/10) vs. Anaheim (11/21/01) and vs. Hartford (10/12/96)

**DECISIVE SHUTOUT WIN ON ROAD – 8-0** – at Toronto (2/5/08)

**DECISIVE LOSS AT HOME – 7-0** – vs. Los Angeles (2/3/07)

**DECISIVE LOSS ON ROAD – 12-2** – at Washington (1/11/03)

**DECISIVE SHUTOUT LOSS AT HOME – 7-0** – vs. Los Angeles (2/03/07)

**DECISIVE SHUTOUT LOSS ON ROAD – 8-0** – at Boston (12/23/11)

**GOALS – 10** – vs. Boston (11/26/97), 10-5 (W)

**GOALS AT HOME – 10** – vs. Boston (11/26/97), 10-5 (W)

**GOALS ON ROAD – 8** – at Toronto (2/5/08), 8-0 (W) and at Tampa Bay (2/28/06), 8-2 (W)

**GOALS BOTH TEAMS – 15** – vs. Boston (11/26/97), 10-5 (W)

**GOALS AGAINST – 12** – at Washington (1/11/03), 12-2 (L)

**GOALS AGAINST AT HOME – 8** – vs. Chicago (3/15/98), 8-4 (L)

**GOALS AGAINST ON ROAD – 12** – at Washington (1/11/03), 12-2 (L)

**ASSISTS – 16** – vs. Boston (11/26/97), 10-5 (W)

**SCORING POINTS – 26** – vs. Boston (11/26/97), 10-5 (W)

**PENALTY MINUTES – 128** – vs. Philadelphia (10/13/01), 5-2 (L)

**PENALTY MINUTES BY OPPONENT – 101** – at Pittsburgh (2/6/03), 6-0 (W)

**PENALTY MINUTES BY BOTH TEAMS – 214** – vs. Philadelphia (10/13/01), FLA-128, PHI-86, 5-2 (L)

**PENALTIES – 24** – (128 PIM) vs. Philadelphia (10/13/01), 5-2 (L)

**PENALTIES BY OPPONENT – 22** – (Two times), (101 PIM) at Pittsburgh (2/6/03), 6-0 (W) and (83 PIM) at Tampa Bay (3/21/98), 5-1 (L)

**POWER-PLAY GOALS – 5** – (Three Times) vs. Tampa Bay (10/17/11), 7-4 (W), vs. Ottawa (12/9/98), 6-5 (W) and vs. NY Rangers (10/25/96), 6-4 (W)

**POWER-PLAY GOALS AGAINST – 5** – (Three times), MR:vs. Atlanta (10/23/06)

**POWER-PLAY OPPORTUNITIES – 11** – (Four times) MR: vs. NY Islanders (10/10/05)

**POWER-PLAY OPPORTUNITIES, OPPONENT – 12** – at Washington (12/3/09), 6-2 (L) (3 of 12) & at Chicago (10/30/02), 4-1 (L) (1 of 12)

**SHORT-HANDED GOALS – 2** – (Five times) MR: at Atlanta (11/19/02), 4-3 (OTL)

**SHORT-HANDED GOALS AGAINST – 3** – at Ottawa (11/18/00), 5-2 (L) and at Buffalo (3/19/98), 6-1 (L)

**SHOTS ON GOAL – 55** – vs. Atlanta (11/3/10)

**SHOTS ON GOAL AT HOME – 55** – vs. Atlanta (11/3/10)

**SHOTS ON GOAL ON ROAD – 48** – at Atlanta (4/10/02) and at Boston (3/27/06)

**SHOTS ON GOAL BOTH TEAMS – 97** – vs. Washington (4/15/06)

**SHOTS AGAINST – 60** – vs. Detroit (2/27/02), 3-2 (OTL)

**SHOTS AGAINST AT HOME – 60** – vs. Detroit (2/27/02), 3-2 (OTL)

**SHOTS AGAINST ON ROAD – 55** – at Chicago (10/2/09) & at Washington (12/18/05)

## Fewest..

**PENALTY MINUTES – 0** – (Five Times) MR: vs Winnipeg (3/5/13), 4-1 W

**PENALTY MINUTES BY AN OPPONENT – 0** – at Carolina (4/4/08), 4-3 (W), vs Carolina (11/24/08), 3-2 (W)

**PENALTY MINUTES BY BOTH TEAMS – 2** – (Two Times) at New York Rangers (3/22/11), vs. New Jersey (1/26/00), 3-2 (L)

**SHOTS ON GOAL – 11** – at Ottawa (4/12/99), 2-0 (W), at Washington (11/3/95), 3-2 (W)

**SHOTS ON GOAL AT HOME – 13** – vs. Calgary (2/5/10), 2-1 (L)

**SHOTS ON GOAL ON ROAD – 11** – (Two times), at Ottawa (4/12/99), 2-0 (W), at Washington (11/3/95), 3-2 (W)

**SHOTS ON GOAL BOTH TEAMS – 34** – vs. Ottawa, FL-17, OTT-17 (1/22/03), 2-1 (L)

**SHOTS AGAINST – 11** – at Minnesota (3/9/10) 3-2 (SOW)

**SHOTS AGAINST AT HOME – 12** – vs. Los Angeles (10/28/97), 2-2 (T)

**SHOTS AGAINST ON ROAD – 11** – at Minnesota (3/9/10) 3-2 (SOW)



# TEAM RECORDS: SEASON

## Most...

GOALS – 254 (1995-96)	SHUTOUTS ON ROAD – 4 (2002-03, 2007-08 and 2009-10)
ASSISTS – 435 (1995-96)	SHUTOUTS AGAINST – 10 (1998-99, 2001-02, and 2006-07)
POINTS (GOALS/ASSISTS) – 689 (1995-96)	SHUTOUTS AGAINST AT HOME – 5 (1998-99 and 2001-02)
PENALTY MINUTES – 1994 (30th NHL), 82 GP, 24.3 Avg. (2001-02)	SHUTOUTS AGAINST ON ROAD – 7 (2006-07)
GOALS AT HOME – 137 (1995-96)	WINS – 43 (1999-00)
GOALS ON ROAD – 118 (1993-94 and 2008-09)	WINS AT HOME – 26 (1999-00)
GOALS AGAINST – 262 (2013-14)	WINS ON ROAD – 20 (2007-08)
GOALS AGAINST AT HOME – 135 (1997-98)	LOSSES – 45 (2013-14)
GOALS AGAINST ON ROAD – 143 (2013-14)	LOSSES AT HOME – 24 (1997-98)
POINTS IN STANDINGS – 98 (1999-00)	LOSSES ON ROAD – 25 - (2013-14)
POINTS IN STANDINGS AT HOME – 58 (1999-00)	TIES – 19 (1996-97)
POINTS IN STANDINGS ON ROAD – 44 (1993-94)	TIES AT HOME – 9 (1993-94)
POWER-PLAY GOALS – 81 (1995-96)	TIES ON ROAD – 11 (1996-97 and 1998-99)
POWER-PLAY GOALS AGAINST – 91 (2005-06)	OVERTIME LOSSES – 18 (2011-12)
SHORT-HANDED GOALS – 12 (1997-98 and 1998-99)	
SHORT-HANDED GOALS AGAINST – 17 (1996-97)	
SHUTOUTS – 9 (2008-09)	
SHUTOUTS AT HOME – 6 (2008-09)	

## Fewest...

GOALS – 109 (2012-13)	(1993-94 and 1999-00)
ASSISTS – 172 (2012-13)	SHUTOUTS AGAINST ON ROAD – 1 (1993-94, 2008-09 AND 2014-15)
POINTS (GOALS/ASSISTS) – 281 (2012-13)	WINS – 15 (2012-13)
PENALTY MINUTES – 716 (1st NHL), 82 GP, 8.7 Avg. (2010-11)	WINS AT HOME – 8 (2002-03 & 2012-13)
GOALS AT HOME – 60 (1994-95)	WINS ON ROAD – 7 (2012-13)
GOALS ON ROAD – 45 (2012-13)	LOSSES – 22 (1994-95)
GOALS AGAINST – 127 (1994-95)	LOSSES AT HOME – 11 (2005-06 & 2012-13)
GOALS AGAINST AT HOME – 60 (1994-95)	LOSSES ON ROAD – 10 (1994-95)
GOALS AGAINST ON ROAD – 62 (1994-95)	TIES – 6 (1994-95 and 1999-00)
POINTS IN STANDINGS – 36 (2012-13)	TIES AT HOME – 3 (1994-95)
POINTS IN STANDINGS AT HOME – 21 (1994-95 & 2012-13)	TIES ON ROAD – 2 (1999-00)
POINTS IN STANDINGS ON ROAD – 15 (2012-13)	
POWER-PLAY GOALS – 27 (2013-14)	
POWER-PLAY GOALS AGAINST – 32 (1994-95)	
SHORT-HANDED GOALS – 1 (2011-12, 2014-15)	
SHORT-HANDED GOALS AGAINST – 1 (2011-12)	
SHUTOUTS – 0 (2012-13)	
SHUTOUTS AT HOME – 0 (2006-07)	
SHUTOUTS ON ROAD – 0 (1995-96 and 1999-00)	
SHUTOUTS AGAINST – 1 (1993-94)	
SHUTOUTS AGAINST AT HOME – 0	

# TEAM RECORDS: STREAKS

## Longest...

**WIN STREAK – 7 GAMES –** (3/2 – 3/16/08), (3/17/06-3/29/06), (11/2-11/14/95)

**WIN STREAK AT HOME – 5 GAMES –** (3/4 - 3/17/12) (1/16-1/26/10), (1/27-2/13/09), (3/6 – 3/16/08), (3/17/06-4/1/06), (11/5-11/14/95)

**WIN STREAK ON ROAD – 5 GAMES –** (11/30-12/12/08)

**WIN STREAK VS. A SINGLE TEAM – 12 GAMES –** vs. Pittsburgh (4/3/02 – 3/29/06)

**WIN STREAK AT HOME VS. A SINGLE TEAM – 8 GAMES –** vs NY Islanders (3/17/07-10/23/10)

**WIN STREAK ON ROAD VS. A SINGLE TEAM – 5 GAMES –** at Tampa Bay (11/27/98 – 3/10/00) and at Ottawa (11/11/93 - 10/28/95)

**LOSING STREAK – 13 GAMES –** (2/7-3/23/98)

**LOSING STREAK AT HOME – 6 GAMES –** (2/25-3/23/98)

**LOSING STREAK ON ROAD – 13 GAMES –** (10/27-12/17/05)

**LOSING STREAK VS. A SINGLE TEAM – 8 GAMES VS.** BOSTON (2/24/13 – 3/9/14)

**LOSING STREAK AT HOME VS. A SINGLE TEAM – 9 GAMES –** vs. New Jersey (10/25/00 – 1/27/06)

**LOSING STREAK ON ROAD VS. A SINGLE TEAM – 13 GAMES –** at Carolina (2/16/04 – 2/16/08)

**TIE STREAK – 3 GAMES –** (11/20-11/24/02, 4/6-4/10/02 and 1/5-1/8/99, 2/3-2/7/97)

**TIE STREAK AT HOME – 2 GAMES –** (12/13-12/18/03, 3/9-3/13/02, 3/21-3/23/94 and 10/17-10/19/93)

**TIE STREAK ON ROAD – 3 GAMES –** (4/6-4/10/02, 1/5-1/8/99, 4/11-4/18/98, 2/3-2/7/97 and 1/10-1/22/96)

**TIE STREAK VS. A SINGLE TEAM – 5 GAMES –** vs. San Jose (10/16/96 – 2/15/99)

**TIE STREAK AT HOME VS. A SINGLE TEAM – 3 GAMES –** vs. NY Islanders (2/4/02 – present), vs. Carolina (12/5/98 – 3/6/99) and vs. San Jose (2/25/97 – 2/15/99)

**TIE STREAK ON ROAD VS. A SINGLE TEAM – 3 GAMES –** at Atlanta (3/3/01 - 4/10/02), at Vancouver (1/14/97 – 1/8/99) and at Detroit (2/26/99 – 12/15/07)

**CONSECUTIVE GAMES STREAK WITHOUT A TIE – 23 GAMES –** (10/30/01 – 12/22/01)

**UNBEATEN STREAK – 12 GAMES –** 8-0-4 (10/5-10/30/96)

**UNBEATEN STREAK AT HOME – 8 GAMES –** 7-0-1 (11/5-11/26/95)

**UNBEATEN STREAK ON ROAD – 7 GAMES –** 5-0-2 (12/7-12/29/93) and 4-0-3 (10/5-10/29/96)

**UNBEATEN STREAK VS. A SINGLE TEAM – 11 GAMES –** (10-0-1) vs. Ottawa (10/14/93 –3/19/96) and (9-0-2) vs. Tampa Bay (4/18/98 – 4/1/00)

**UNBEATEN STREAK AT HOME VS. A SINGLE TEAM – 12 GAMES –** (10-0-2) vs. Tampa Bay (1/25/97 – 1/27/01)

**UNBEATEN STREAK ON ROAD VS. A SINGLE TEAM – 7 GAMES –** (4-0-3) at Philadelphia (4/7/94 – 10/27/96)

**WINLESS STREAK –15 GAMES –** (0-14-1) from 2/1-3/23/98

**WINLESS STREAK AT HOME – 13 GAMES –** (0-10-2-1) from 2/5-3/24/03

**WINLESS STREAK ON ROAD – 16 GAMES –** (0-12-4) from 1/2-3/21/98

**WINLESS STREAK VS. A SINGLE TEAM – 12 GAMES –** (0-8-5) vs. Detroit (2/16/97 –12/15/03)

**WINLESS STREAK AT HOME VS. A SINGLE TEAM – 10 GAMES VS.** PHILADELPHIA (0–7–3, 12/27/00 – 3/15/06)

**WINLESS STREAK ON ROAD VS. A SINGLE TEAM – 15 GAMES VS.** CAROLINA (0–13–2, 1/24/03 – 2/16/08)

**CONSECUTIVE SHUTOUT STREAK – 2 GAMES –** 3/2-3/4/08, 12/21-12/23/08, 2/23-2/25/04, 1/15-1/18/03

**CONSECUTIVE SHUTOUTS AGAINST STREAK – 3 GAMES –** (11/25 – 11/30/06)

**CONSECUTIVE GAMES STREAK WITHOUT BEING SHUT OUT – 79 GAMES –** (12/2/93 – 2/25/95)

**CONSECUTIVE GAMES STREAK ALLOWING AT LEAST ONE GOAL: 124** (3/13/12 – 3/4/14)

**CONSECUTIVE SHUTOUT MINUTES – 182:37 –** Roberto Luongo (2/21-2/27/04)

# INDIVIDUAL RECORDS: PERIOD

## Most...

**GOALS – 3** – Steven Reinprecht (1st per.) at Dallas (10/30/09), Pavel Bure (3rd per.) at Phoenix (12/8/99) and (3rd per.) vs. Tampa Bay (1/1/00)

**GOALS AGAINST – 3** – Mikael Renberg (3rd per.) at Tampa Bay (3/21/98)

**ASSISTS – 3** – Bryan McCabe (2nd per.) vs. Philadelphia (3/3/10), Nathan Horton (1st per.) at Dallas (10/30/09) and (2nd per.) at Tampa Bay (1/17/09), Ray Whitney (1st per.) at New Jersey (10/30/00) and Scott Mellanby (3rd per.) vs. Toronto (1/13/99)

**ASSISTS AGAINST – 3** – Several times. MR: Scott Gomez (2nd per.) vs. New Jersey (3/3/04)

**POINTS – 3** – Several times. MR: Kris Versteeg (3rd per.) (10/17/11) at Tampa Bay

**POINTS AGAINST – 4** (2-2-4) – Jaromir Jagr (2nd per.) at Washington (1/11/03), Peter Forsberg (3rd per.) vs. Colorado (3/3/99) and Paul Kariya (1st per.) at Anaheim (1/21/98)

**POWER-PLAY GOALS – 2** – Several times. MR: Richard Zednik (2/5/08) at Toronto (8-0 W)

**POWER-PLAY GOALS AGAINST – 2** – Several times. MR: Mariusz Czerkawski (2nd per.) at NY Islanders (4/9/00)

**SHORT-HANDED GOALS – 2** – Radek Dvorak (1st per.) at NY Rangers (12/12/97)

**SHORT-HANDED GOALS AGAINST – 2** – Alexei Zhitnik (2nd per.) at Buffalo (3/19/98)

**PENALTY MINUTES – 32** – Joey Tetarenko (2nd per.) vs. Atlanta (1/19/02)

**PENALTY MINUTES AGAINST – 34** – Darcy Tucker (3rd per.) at Tampa Bay (12/27/99)

**SHOTS ON GOAL – 9** – Pavel Bure (1st per.) vs. Pittsburgh (3/16/01)

## INDIVIDUAL RECORDS: GAME

## Most...

**GOALS – 4** – Pavel Bure at Atlanta (2/10/01) and vs. Tampa Bay (1/1/00), and Mark Parrish at Chicago (10/30/98)

**GOALS AGAINST – 4** – (Six times) MR: Mathieu Perreault (1/13/15)

**ASSISTS – 4** – (Seven times) MR: Brian Campbell at Tampa Bay (10/17/11)

**ASSISTS AGAINST – 5** – Joe Thornton vs. Boston (12/28/01)

**POINTS – 6** – Olli Jokinen (2-4-6) vs. NY Islanders (3-17-07)

**POINTS AGAINST – 7** – Jaromir Jagr (3-4-7) at Washington (1/11/03)

**POWER-PLAY GOALS – 3** – Richard Zednik at Toronto (2/5/08)

**POWER-PLAY GOALS AGAINST – 3** – Pascal Rheaume vs. Atlanta (1/19/02)

**SHORT-HANDED GOALS – 2** – (Three times) MR: Olli Jokinen

at Atlanta (11/19/02)

**SHORT-HANDED GOALS AGAINST – 2** – (Three times) MR: Marian Hossa at Ottawa (11/18/00)

**SHOTS ON GOAL – 14** – Pavel Bure at Atlanta (2/10/01) & David Booth vs Atlanta (10/18/10)

**SHOTS AGAINST – 12** – Nelson Emerson vs. Winnipeg (at Hamilton, 2/22/94)

**PENALTY MINUTES – 37** – Joey Tetarenko vs. Atlanta (1/19/02)

**PENALTY MINUTES BY OPPONENT – 34** – Darcy Tucker at Tampa Bay (12/27/99)

**BEST PLUS/MINUS – +6** – Terry Carkner and Robert Svehla vs. Boston (11/26/97)

## By Defenseman...

**GOALS – 2** – Several times. MR: Bryan McCabe at Toronto (1/5/10)

**ASSISTS – 4** – Brian Campbell (11/17/11) at Tampa Bay and Bryan McCabe vs Tampa Bay (10/16/10)

**POINTS – 4** – Brian Campbell (11/17/11) at Tampa Bay, Bryan McCabe (1-3-4) vs Philadelphia (3/3/10) and at Washington (3/1/09) and Bret Hedican (2-2-4) vs. Toronto (12/29/01)

**PENALTY MINUTES – 30** – Paul Laus vs. Washington (1/19/94 and 3/16/95)

# INDIVIDUAL RECORDS: SEASON

## Most...

**GAMES PLAYED – 84** – Bill Lindsay and Gord Murphy (1993-94)

**GOALS – 59** – Pavel Bure (2000-01)

**ASSISTS – 53** – Viktor Kozlov (1999-00)

**POINTS – 94** – Pavel Bure (1999-00)

**PENALTY MINUTES – 354** – Peter Worrell (2001-02)

**POWER-PLAY GOALS – 19** – Pavel Bure (2000-01) and Scott Mellanby (1995-96)

**SHORT-HANDED GOALS – 6** – Tom Fitzgerald (1995-96)

**GAME-WINNING GOALS – 14** – Pavel Bure (1999-00)

**SHOTS ON GOAL – 384** – Pavel Bure (2000-01)

**HAT TRICKS – 4** – Pavel Bure (2000-01 and 1999-00)

**GOALS BY A DEFENSEMAN – 16** – Jason Garrison (2011-2012)

**ASSISTS BY A DEFENSEMAN – 49** – Brian Campbell (2011-12) and Robert Svehla (1995-96)

**POINTS BY A DEFENSEMAN – 57** – Robert Svehla (1995-96)

**PENALTY MINUTES BY A DEFENSEMAN – 313** – Paul Laus (1996-97)

**POWER-PLAY GOALS BY A DEFENSEMAN – 9** – Jason Garrison (2011-2012), Jay Bouwmeester (2008-09), Gord Murphy (1993-94)

**SHORT-HANDED GOALS BY A DEFENSEMAN – 1** – (Six times) MR: Bryan Allen (2009-10)

**GAME-WINNING GOALS BY A DEFENSEMAN – 4** – Jaroslav

Spacek (1999-00)

**SHOTS ON GOAL BY A DEFENSEMAN – 182** – Jay Bouwmeester (2007-08 and 2008-09)

**GAMES BY A ROOKIE – 82** – Jay Bouwmeester (2002-03)

**GOALS BY A ROOKIE – 24** – Mark Parrish (1998-99)

**ASSISTS BY A ROOKIE – 33** – Jesse Belanger (1993-94)

**POINTS BY A ROOKIE – 50** – Jesse Belanger (1993-94)

**PENALTY MINUTES BY A ROOKIE – 258** – Peter Worrell (1998-99)

**POWER-PLAY GOALS BY A ROOKIE – 11** – Jesse Belanger (1993-94)

**SHORT-HANDED GOALS BY A ROOKIE – 1** – (Six times) MR: Rostislav Olesz (2005-06)

**GAME-WINNING GOALS BY A ROOKIE – 5** – Mark Parrish (1998-99)

**SHOTS ON GOAL BY A ROOKIE – 185** – Nick Bjugstad (2013-14)

**OT/SO GOALS – 6** – Brad Boyes (2013-14)

## INDIVIDUAL RECORDS:STREAKS

## Longest...

**GAMES PLAYED – 373** – Olli Jokinen (12/27/02 – 4/5/08)

**GOAL STREAK – 7 GAMES** – Pavel Bure (13 goals from 3/11-3/23/01)

**ASSIST STREAK – 7 GAMES** – Pavel Bure (9 assists from 12/15-12/27/99)

**POINTS STREAK – 13 GAMES** – Pavel Bure (12-8-20 from 3/10-4/5/00)

**GAME-WINNING GOAL STREAK – 3 GAMES** – Pavel Bure (12/15-12/18/99)



# GOALTENDING RECORDS

## Period...

**MOST GOALS ALLOWED – 6** – John Vanbiesbrouck (1st pd.) vs. Chicago (3/15/98) and Sean Burke (3rd pd.) vs. Colorado (3/3/99)

**MOST GOALS ALLOWED BY OPPONENT – 5** – John Grahame (2nd pd.) vs. Boston (4/5/00)

**MOST SHOTS FACED – 29** – Craig Anderson (2nd pd.) at NY Islanders (3/2/08)

**MOST SHOTS FACED BY OPPONENT – 28** – Olaf Kolzig (2nd pd.) vs. Washington (10/28/06)

**MOST SAVES – 29** – Craig Anderson (2nd pd.) at NY Islanders (3/2/08)

**MOST SAVES BY OPPONENT – 26** – Olaf Kolzig (2nd pd.) vs. Washington (10/18/05)

## Game...

**MOST GOALS ALLOWED – 8** – Jani Hurme at Washington (1/11/03)

**MOST GOALS ALLOWED BY OPPONENT – 7** – (Four times) MR: Jose Theodore vs Washington (4/11/09)

**MOST SHOTS FACED – 60** – Roberto Luongo vs. Detroit (2/27/02)

**MOST SHOTS FACED BY OPPONENT – 52** – Kelly Hrudey vs. Los Angeles (10/19/93)

**MOST SAVES – 57** – Roberto Luongo vs. Detroit (2/27/02)

**MOST SAVES BY OPPONENT – 50** – Kelly Hrudey vs. Los Angeles (10/19/93)

**MOST PENALTIES – 2** – John Vanbiesbrouck (12 PIM) at Hartford (11/27/93) and Sean Burke (15 PIM) at Buffalo (4/9/99)

**MOST PENALTY MINUTES – 15** – Sean Burke at Buffalo (4/9/99)

**MOST POINTS – 1** – Several times. MR: Tomas Vokoun (assist) vs Montreal (12/31/09)

## Season...

**MOST WINS – 35** – Roberto Luongo (2005-06)

**MOST LOSSES – 34** – Roberto Luongo (2002-03)

**MOST TIES – 14** – Roberto Luongo (2003-04) and Sean Burke (1998-99)

**MOST SAVES – 2,303** – Roberto Luongo (2003-04)

**MOST GAMES PLAYED – 75** – Roberto Luongo (2005-06)

**MOST MINUTES PLAYED – 4,304** – Roberto Luongo (2005-06)

**MOST SHOTS FACED – 2,488** – Roberto Luongo (2005-06)

**LOWEST GAA (MIN. 20 GP) – 2.29** – John Vanbiesbrouck (1996-97)

**HIGHEST SAVE PCT. (MIN. 20 GP) – .931** – Roberto Luongo (2003-04)

**SHUTOUTS – 7** – Roberto Luongo (2003-04) and Tomas Vokoun (2009-10)

**PENALTY MINUTES – 38** – John Vanbiesbrouck (1993-94)

**ASSISTS/POINTS – 4** – Sean Burke (1998-99)

## Streaks...

**MOST CONSECUTIVE STARTS BY A GOALTENDER – 27** – Ed Belfour (1/20 - 3/27/07)

**MOST CONSECUTIVE GAMES PLAYED – 35** – Roberto Luongo (12/10/05-3/15/06)

**LONGEST WIN STREAK – 5 GAMES** – (Two times) John Vanbiesbrouck (11/5-11/14/95) and Mike Vernon (3/18-3/31/00)

**LONGEST UNBEATEN STREAK – 10 GAMES** – (7-0-3) John Vanbiesbrouck (10/5-10/30/96)

**LONGEST LOSING STREAK – 8 GAMES** – Tomas Vokoun (10/3-10/28/09) and John Vanbiesbrouck (2/7-3/23/98)

**LONGEST WINLESS STREAK – 10 GAMES** – (0-9-1) John Vanbiesbrouck (2/1-3/23/98)

**CONSECUTIVE SCORELESS MINUTES – 182:37** – (over 4 Games) Roberto Luongo (2/21-2/27/04)

# ROOKIE RECORDS

## Period...

**GOALS – 2** – (Seven times) MR: Jonathan Huberdeau (2nd pd.) vs. Washington (2/12/13)

**ASSISTS – 2** – Several times MR: Aleksander Barkov (3rd per.) vs. Pittsburgh (10/11/14)

**POINTS – 3** – Niklas Hagman (3rd pd.) vs. NY Islanders (2/4/02)

**PENALTY MINUTES – 27** – Brad Ference (2nd pd.) vs. Tampa Bay (4/1/00)

**POWER-PLAY GOALS – 1** – Several times MR: Aaron Ekblad (2nd per.)

**SHORT-HANDED GOALS – 1** – Several times MR: Vincent Trocheck vs. Columbus (4/12/14)

## Game...

**GOALS – 4** – Mark Parrish at Chicago (10/30/98)

**ASSISTS – 3** – (Three times) MR: Jonathan Huberdeau at Tampa Bay (4-27-13)

**POINTS – 4** – (Three times) MR: Jonathan Huberdeau (2-2-4) at Philadelphia (2-21-13)

**PENALTY MINUTES – 29** – Brad Ference vs. Tampa Bay (4/1/00)

**POWER-PLAY GOALS – 2** – (Three times) MR: Kristian Huselius vs. Atlanta (12/1/01)

**SHORT-HANDED GOALS – 1** – Several times MR: Vincent Trocheck vs. Columbus (4/12/14)

## Season...

**GAMES PLAYED – 82** – Jay Bouwmeester (2002-03)

**GOALS – 24** – Mark Parrish (1998-99)

**ASSISTS – 33** – Jesse Belanger (1993-94)

**POINTS – 50** – Jesse Belanger (1993-94)

**PENALTY MINUTES – 258** – Peter Worrell (1997-98)

**PLUS/MINUS – +15** – Jaroslav Spacek (1998-99)

**POWER-PLAY GOALS – 11** – Jesse Belanger (1993-94)

**SHORT-HANDED GOALS – 1** – Several times MR: Vincent Trocheck vs. Columbus (4/12/14)

**GAME-WINNING GOALS – 5** – Mark Parrish (1998-99)

**SHOTS ON GOAL – 185** – Nick Bjugstad (2013-14)

**PENALTY SHOT GOALS – 2** – Jonathan Huberdeau (2012-13)

**GAMES PLAYED, DEFENSEMAN – 82** – Jay Bouwmeester (2003-04)

**GOALS, DEFENSEMAN – 12** – Aaron Ekblad (2014-15)

**ASSISTS, DEFENSEMAN – 27** – Aaron Ekblad (2014-15)

**POINTS, DEFENSEMAN – 39** – Aaron Ekblad (2014-15)

**PENALTY MINUTES, DEFENSEMAN – 137** – Ed Jovanovski (1995-96)

**PLUS/MINUS, DEFENSEMAN – +15** – Jaroslav Spacek (1998-99)

## Rookie Goaltending Records...

**SAVES, GAME – 43** – Roberto Luongo at Ottawa (2/22/01)

**GAMES PLAYED, SEASON – 47** – Roberto Luongo (2000-01)

**GOALS-AGAINST AVERAGE (MIN. 25 GP) – 2.44** – Roberto Luongo (2000-01)

**WINS, SEASON – 12** – Roberto Luongo (2000-01)

**LOSSES, SEASON – 24** – Roberto Luongo (2000-01)

**TIES, SEASON – 7** – Roberto Luongo (2000-01)

**SHUTOUTS, SEASON – 5** – Roberto Luongo (2000-01)

**MINUTES PLAYED, SEASON – 2628** – Roberto Luongo (2000-01)

**SAVE PERCENTAGE, SEASON (MIN. 25 GP) – .920** – Roberto Luongo (2000-01)

RECORD: 33-34-17 (83 POINTS)  
GENERAL MANAGER: BOB CLARKE

COACH: ROGER NEILSON  
EASTERN CONFERENCE FINISH: 9TH

ATLANTIC DIVISION FINISH: 5TH  
CAPTAIN: BRIAN SKRUDLAND

1993-94

\*Indicates Rookie

	NO	POS	NAME	GP	G	A	PTS	PIM	+/-	PP	SH	GW	GT	SHTS	PCTG		
	22	RW	Bob Kudelski	OTT 42	26	15	41	14	-25	12	0	1	0	127	20.5		
			FLA 44	14	15	29	10	-8	5	0	2	1	1	124	11.3		
			Total 86	40	30	70	24	-33	17	0	3	1	1	251	15.9		
	27	RW	Scott Mellanby	FLA 80	30	30	60	149	0	17	0	4	1	204	14.7		
	26	C	*Jesse Belanger	FLA 70	17	33	50	16	-4	11	0	3	1	104	16.3		
	14	C	Stu Barnes	WPG 18	5	4	9	8	-1	2	0	0	0	24	20.8		
			FLA 59	18	20	38	30	5	6	1	3	0	0	148	12.2		
			Total 77	23	24	47	38	4	8	1	3	0	0	172	13.4		
	19	LW	Andrei Lomakin	FLA 76	19	28	47	26	1	3	0	2	2	0	139	13.7	
	5	D	Gord Murphy	FLA 84	14	29	43	71	-11	9	0	2	3	172	8.1		
	20	C	Brian Skrudland	FLA 79	15	25	40	136	13	0	2	1	0	0	110	13.6	
	10	LW	Dave Lowry	FLA 80	15	22	37	64	-4	3	0	3	1	122	12.3		
	21	RW	Tom Fitzgerald	FLA 83	18	14	32	54	-3	0	3	1	0	144	12.5		
	7	D	Brian Benning	FLA 73	6	24	30	107	-7	2	0	0	0	112	5.4		
	18	LW	Mike Hough	FLA 78	6	23	29	62	3	0	1	1	0	106	5.7		
	12	RW	Jody Hull	FLA 69	13	13	26	8	6	0	1	5	1	100	13.0		
	44	C	*Rob Niedermayer	FLA 65	9	17	26	51	-11	3	0	2	0	0	67	13.4	
	11	LW	Bill Lindsay	FLA 84	6	6	12	97	-2	0	0	0	0	90	6.7		
	4	D	Keith Brown	FLA 51	4	8	12	60	11	1	0	0	0	52	7.7		
	24	D	Brent Severyn	FLA 67	4	7	11	156	-1	1	0	1	0	93	4.3		
	2	D	Joe Cirella	FLA 63	1	9	10	99	8	0	0	0	0	63	1.6		
	17	RW	Mike Foligno	TOR 4	0	0	0	4	0	0	0	0	0	3	.0		
			FLA 39	4	5	9	49	7	0	0	0	0	0	32	12.5		
			Total 43	4	5	9	53	7	0	0	0	0	0	35	11.4		
	25	D	Geoff Smith	EDM 21	0	2	2	12	-10	0	0	0	0	23	.0		
			FLA 56	1	5	6	38	-3	0	0	0	0	0	44	2.3		
			Total 77	1	8	9	50	-13	0	0	0	0	0	67	1.5		
	23	LW	Jeff Daniels	PIT 63	3	5	8	20	-1	0	0	1	0	46	6.5		
			FLA 7	0	0	0	0	0	0	0	0	0	0	6	.0		
			Total 70	3	5	8	20	-1	0	0	1	0	0	52	5.8		
	6	D	Peter Andersson	NYR 8	1	1	2	2	-3	0	1	1	1	0	10	10.0	
			FLA 8	1	1	2	0	-5	0	0	0	0	0	11	9.1		
			Total 16	2	2	4	2	-8	0	1	1	0	0	21	9.5		
	3	D	*Paul Laus	FLA 39	2	0	2	109	9	0	0	1	0	15	13.3		
	28	LW	*Patrick Lebeau	FLA 4	1	1	2	4	0	1	0	0	0	0	4	25.0	
	30	G	Mark Fitzpatrick	FLA 28	0	2	2	4	0	0	0	0	0	0	.0		
	9	RW	Jamie Leach	FLA 2	1	0	1	0	-2	0	0	0	0	2	50.0		
	41	D	Stephane Richer	FLA 2	0	1	1	0	-1	0	0	0	0	0	3	.0	
	29	LW	Jeff Greenlaw	FLA 4	0	1	1	2	-1	0	0	0	0	6	.0		
	8	D	Dallas Eakins	FLA 1	0	0	0	0	0	0	0	0	0	2	.0		
	15	RW	*Doug Barrault	FLA 2	0	0	0	0	-2	0	0	0	0	2	.0		
	16	C	*Len Barrie	FLA 2	0	0	0	0	-2	0	0	0	0	0	.0		
	33	G	Eldon Reddick	FLA 2	0	0	0	0	0	0	0	0	0	0	.0		
	34	G	John Vanbiesbrouck	FLA 57	0	0	0	0	38	0	0	0	0	0	.0	.0	
			GOALTENDERS	GP	W	L	T	GAA	MIN	EN	SO	GA	SA	SV%	G	A	PIM
	34		John Vanbiesbrouck	57	21	25	11	2.53	3440	4	1	145	1912	.924	0	0	38
	30		Mark Fitzpatrick	28	12	8	6	2.73	1603	3	1	73	844	.914	0	2	4
	33		Eldon Reddick	2	0	1	0	6.00	80	0	0	8	45	.822	0	0	0
			TOTALS	84	33	34	17	2.72	5144	7	2	233	2808	.917	0	2	42

\*\*Denotes Home Sellout  
#Neutral Site (Orlando)  
##Neutral Site (Hamilton)

GAMEDATE	OPPONENT	RESULT	SCORE	RECORD	ATTENDANCE
1 Oct. 6	@Chicago	T-OT	4-4	0-0-1	17,737
2 Oct. 7	@St. Louis	L	3-5	0-1-1	17,229
3 Oct. 9	@Tampa Bay	W	2-0	1-1-1	27,227
4 Oct. 12	PITTSBURGH	L	1-2	1-2-1	** 14,372
5 Oct. 14	OTTAWA	W	5-4	2-2-1	13,906
6 Oct. 17	TAMPA BAY	T-OT	3-3	2-2-2	13,059
7 Oct. 19	LOS ANGELES	T-OT	2-2	2-2-3	** 14,317
8 Oct. 21	TORONTO	L-OT	3-4	2-3-3	11,778
9 Oct. 23	@New Jersey	L	1-2	2-4-3	14,315
10 Oct. 26	WINNIPEG	L	2-5	2-5-3	13,171
11 Oct. 28	NY ISLANDERS	W	5-2	3-5-3	13,958
12 Oct. 30	TAMPA BAY	W-OT	2-1	4-5-3	12,976
13 Nov. 2	PHILADELPHIA	L	3-4	4-6-3	13,152
14 Nov. 3	@Toronto	L	3-6	4-7-3	15,728
15 Nov. 7	@Quebec	W	3-1	5-7-3	14,726
16 Nov. 10	@Montreal	W	3-1	6-7-3	16,195
17 Nov. 11	@Ottawa	W	5-4	7-7-3	10,227
18 Nov. 14	QUEBEC	L	2-5	7-8-3	13,735
19 Nov. 16	NY RANGERS	L	2-4	7-9-3	14,021
20 Nov. 18	CHICAGO	L	2-3	7-10-3	13,522
21 Nov. 20	WASHINGTON	W	4-3	8-10-3	13,441
22 Nov. 23	HARTFORD	L-OT	1-2	8-11-3	10,837
23 Nov. 26	@Boston	L	2-3	8-12-3	14,448
24 Nov. 27	@Hartford	L	0-4	8-13-3	12,015
25 Dec. 2	BUFFALO	W-OT	2-1	9-13-3	13,071
26 Dec. 5	@San Jose	L	1-2	9-14-3	16,149
27 Dec. 7	@Anaheim	W	3-2	10-14-3	16,474
28 Dec. 8	@Los Angeles	W	6-5	11-14-3	14,752
29 Dec. 10	@Winnipeg	W	5-2	12-14-3	12,755
30 Dec. 12	@Dallas	T-OT	4-4	12-14-4	13,127
31 Dec. 15	MONTREAL	T-OT	3-3	12-14-5	** 14,639
32 Dec. 19	BOSTON	L-OT	1-2	12-15-5	** 14,698
33 Dec. 22	NY RANGERS	W	3-2	13-15-5	** 14,706
34 Dec. 26	@Tampa Bay	W	3-1	14-15-5	10,964
35 Dec. 28	@Washington	T-OT	3-3	14-15-6	4,802
36 Dec. 29	@Hartford	W	5-3	15-15-6	9,749
37 Jan. 1	ANAHEIM	W	4-2	16-15-6	** 14,669
38 Jan. 3	@NY Rangers	L	2-3	16-16-6	18,200
39 Jan. 7	@New Jersey	L	1-4	16-17-6	9,933
40 Jan. 8	@Boston	T-OT	2-2	16-17-7	14,448
41 Jan. 13	@Pittsburgh	T-OT	2-2	16-17-8	15,661
42 Jan. 15	@Montreal	W	5-2	17-17-8	16,721

GAMEDATE	OPPONENT	RESULT	SCORE	RECORD	ATTENDANCE
43 Jan. 17	@NY Islanders	W	2-1	18-17-8	10,101
44 Jan. 19	WASHINGTON	W	5-1	19-17-8	14,295
45 Jan. 24	MONTREAL	W	8-3	20-17-8	** 14,670
46 Jan. 26	@Tampa Bay	T-OT	1-1	20-17-9	20,101
47 Jan. 28	SAN JOSE	T-OT	3-3	20-17-10	14,696
48 Jan. 30	@Buffalo	W	3-2	21-17-10	13,051
49 Feb. 1	@Pittsburgh	L	1-2	21-18-10	15,091
50 Feb. 2	@Ottawa	W	4-1	22-18-10	10,186
51 Feb. 4	BUFFALO	L	2-7	22-19-10	** 14,703
52 Feb. 6	BOSTON	W	3-0	23-19-10	** 14,704
53 Feb. 10	@Philadelphia	L-OT	3-4	23-20-10	17,215
54 Feb. 12	@NY Islanders	W	4-3	24-20-10	15,203
55 Feb. 13	VANCOUVER	W	2-1	25-20-10	** 14,691
56 Feb. 16	@Detroit	L	3-7	25-21-10	19,875
57 Feb. 18	@Buffalo	L	1-4	25-22-10	15,453
58 Feb. 20	DETROIT	L-OT	3-4	25-23-10	** 14,692
59 Feb. 22	@Winnipeg##	W	3-2	26-23-10	6,291
60 Feb. 24	WASHINGTON	L	1-2	26-24-10	** 14,698
61 Feb. 26	@Washington	L	2-4	26-25-10	18,130
62 Feb. 28	PITTSBURGH	L	3-4	26-26-10	14,688
63 Mar. 2	NEW JERSEY	L	2-3	26-27-10	13,071
64 Mar. 4	HARTFORD	L	1-2	26-28-10	** 14,698
65 Mar. 7	@Vancouver	W	2-1	27-28-10	14,013
66 Mar. 9	@Edmonton	W	5-3	28-28-10	12,566
67 Mar. 11	@Calgary	L	2-4	28-29-10	20,130
68 Mar. 14	NY RANGERS	W	2-1	29-29-10	** 14,704
69 Mar. 16	CALGARY	W	2-1	30-29-10	** 14,699
70 Mar. 18	EDMONTON	T-OT	4-4	30-29-11	** 14,674
71 Mar. 20	PHILADELPHIA	W	5-3	31-29-11	** 14,691
72 Mar. 21	NEW JERSEY	T-OT	3-3	31-29-12	14,213
73 Mar. 23	TORONTO##	T-OT	1-1	31-29-13	17,096
74 Mar. 24	@Philadelphia	L	3-4	31-30-13	17,247
75 Mar. 26	@NY Islanders	W	3-1	32-30-13	14,427
76 Mar. 28	DALLAS	L	4-5	32-31-13	14,593
77 Mar. 30	ST. LOUIS	L	1-3	32-32-13	** 14,713
78 Apr. 2	OTTAWA	T-OT	2-2	32-32-14	** 14,694
79 Apr. 4	@NY Rangers	L	2-3	32-33-14	18,200
80 Apr. 5	@Quebec	T-OT	3-3	32-33-15	15,049
81 Apr. 7	@Philadelphia	T-OT	3-3	32-33-16	17,268
82 Apr. 10	NEW JERSEY	T-OT	2-2	32-33-17	** 14,700
83 Apr. 12	QUEBEC	L	2-5	32-34-17	** 14,704
84 Apr. 14	14NY ISLANDERS	W	4-1	33-34-17	** 14,703

REGULAR SEASON RECORDS

RECORD: 20-22-6 (46 POINTS)

COACH: ROGER NEILSON

ATLANTIC DIVISION FINISH:

5TH

GENERAL MANAGER: BRYAN MURRAY

EASTERN CONFERENCE FINISH: 9TH

CAPTAIN: BRIAN SKRUDLAND

\*Indicates Rookie

NO	POS	NAME	GP	G	A	PTS	PIM	+/-	PP	SH	GW	GT	SHTS	PCTG		
26	C	Jesse Belanger	FLA	47	15	14	29	18	-5	6	0	3	1	89	16.9	
14	C	Stu Barnes	FLA	41	10	19	29	8	7	1	0	2	0	93	10.8	
27	RW	Scott Mellanby	FLA	48	13	12	25	90	-16	4	0	5	0	130	10.0	
5	D	Gord Murphy	FLA	46	6	16	22	24	-14	5	0	0	0	94	6.4	
10	LW	Dave Lowry	FLA	45	10	10	20	25	-3	2	0	3	0	70	14.3	
12	RW	Jody Hull	FLA	46	11	8	19	8	-1	0	0	4	0	63	17.5	
11	LW	Bill Lindsay	FLA	48	10	9	19	46	1	0	1	0	0	63	15.9	
21	RW	Tom Fitzgerald	FLA	48	3	13	16	31	-3	0	0	0	0	78	3.8	
20	C	Brian Skrudland	FLA	47	5	9	14	88	0	1	0	0	0	44	11.4	
29	LW	Johan Garpenlov	SJ	13	1	1	2	2	-3	0	0	0	0	16		
6.3																
			FLA	27	3	9	12	0	4	0	0	0	28	10.7		
			Total	40	4	10	14	2	1	0	0	0	44	9.1		
18	LW	Mike Hough	FLA	48	6	7	13	38	1	0	0	2	0	58	10.3	
6	D	Jason Woolley	FLA	34	4	9	13	18	-1	1	0	0	1	76	5.3	
15	LW	Gaetan Duchesne	SJ	33	2	7	9	16	-6	0	0	0	0	48	4.2	
			FLA	13	1	2	3	0	3	0	0	0	14	7.1		
			Total	46	3	9	12	16	-3	0	0	0	62	4.8		
44	C/RW	Rob Niedermayer	FLA	48	4	6	10	36	-13	1	0	0	0		0	
58	6.9															
22	RW	Bob Kudelski	FLA	26	6	3	9	2	2	3	0	1	0	29	20.7	
7	D	Brian Benning	FLA	24	1	7	8	18	-6	1	0	0	0	26	3.8	
28	D	Magnus Svensson	FLA	19	2	5	7	10	5	1	0	0	0	41	4.9	
19	LW	Andrei Lomakin	FLA	31	1	6	7	6	-5	1	0	0	0	25	4.0	
3	D	Paul Laus	FLA	37	0	7	7	138	12	0	0	0	0	18	.0	
25	D	Geoff Smith	FLA	47	2	4	6	22	-5	0	0	0	0	40	5.0	
16	D	Randy Moller	FLA	17	0	3	3	16	-5	0	0	0	0	12	.0	
24	D	Robert Svehla	FLA	5	1	1	2	0	3	1	0	0	0	6	16.7	
8	D	Dallas Eakins	FLA	17	0	1	1	35	2	0	0	0	0	3	.0	
2	D	Joe Cirella	FLA	20	0	1	1	21	-7	0	0	0	0	13	.0	
34	G	John Vanbiesbrouck	FLA	37	0	1	1	6	0	0	0	0	0	0	.0	
38	D	Stephane Richer	FLA	1	0	0	0	2	0	0	0	0	0	0	.0	
42	RW	*Jamie Linden	FLA	4	0	0	0	17	-1	0	0	0	0	0	.0	
17	C	Dave Tomlinson	FLA	5	0	0	0	0	-2	0	0	0	0	0	.0	
4	D	Keith Brown	FLA	13	0	0	0	2	1	0	0	0	10	.0		
30	G	Mark Fitzpatrick	FLA	15	0	0	0	0	0	0	0	0	0	0	.0	

GOALTENDERS GP W L T GAA MINS EN SO GA SASSV% G A PIM

## GOALTENDERS GP W L T GAA MINS EN SO GA SA SV% G A PIM

\*\*Denotes Home Sellout

## GAMEDATE OPPONENT RESULT SCORE RECORD ATTENDANCE

1	Jan. 21</
---	-----------



RECORD: 41-31-10 (92 POINTS)  
GENERAL MANAGER: BRYAN MURRAY

COACH: DOUG MACLEAN  
EASTERN CONFERENCE FINISH: 4TH

ATLANTIC DIVISION FINISH: 3RD  
CAPTAIN: BRIAN SKRUDLAND

\*Indicates Rookie

NO	POS	NAME	GP	G	A	PTS	PIM	+/-	PP	SH	GW	GT	SHTS	PCTG			
27	RW	Scott Mellanby	FLA	79	32	38	70	160	4	19	0	3	1	225	14.2	16.8	
44	C	Rob Niedermayer	FLA	82	26	35	61	107	1	11	0	6	0	155			
26	RW	Ray Sheppard	DET	5	2	4	2	0	0	0	1	0	9	22.2			
		SJ	51	27	19	46	10	-19	12	0	4	0	170	15.9			
			FLA	14	8	2	10	4	0	2	0	2	0	52	15.4		
		Total		70	37	23	60	16	-19	14	0	7	0	231	16.0		
24	D	Robert Svehla	FLA	81	8	49	57	94	-3	7	0	0	0	146	5.5	17.7	
29	LW	Johan Garpenlov	FLA	82	23	28	51	36	-10	8	0	7	1	130			
14	C	Stu Barnes	FLA	72	19	25	44	46	-12	8	0	5	2	158	12.0		
28	C	Martin Straka	OTT	43	9	16	25	29	-14	5	0	1	0	63	14.3		
			NYI	22	2	10	12	6	-6	0	0	0	0	18	11.1		
			FLA	12	2	4	6	6	1	1	0	0	0	17	11.8		
		Total		77	13	30	43	41	-19	6	0	1	0	98	13.3		
12	RW	Jody Hull	FLA	78	20	17	37	25	5	2	0	3	1	120	16.7	7.8	
21	RW	Tom Fitzgerald	FLA	82	13	21	34	75	-3	1	6	2	0	141	9.2		
11	LW	Bill Lindsay	FLA	73	12	22	34	57	13	0	3	2	0	118	10.2		
6	D	Jason Woolley	FLA	52	6	28	34	32	-9	3	0	0	0	98	6.1		
5	D	Gord Murphy	FLA	70	8	22	30	30	5	4	0	0	0	125	6.4	7.8	
9	RW	*Radek Dvorak	FLA	77	13	14	27	20	5	0	0	4	0	126	10.3		
20	C	Brian Skrudland	FLA	79	7	20	27	129	6	0	1	1	1	0	90		
10	LW	Dave Lowry	FLA	63	10	14	24	36	-2	0	0	1	0	83	12.0		
18	LW	Mike Hough	FLA	64	7	16	23	37	4	0	1	1	0	66	10.6	3.4	
55	D	*Ed Jovanovski	FLA	70	10	11	21	137	-3	2	0	2	0	116	8.6		
2	D	Terry Carkner	FLA	73	3	10	13	80	10	1	0	0	0	42	7.1		
8	D	Magnus Svensson	FLA	27	2	9	11	21	-1	2	0	1	0	58			
25	D	Geoff Smith	FLA	31	3	7	10	20	-4	2	0	0	0	34	8.8	3.4	
3	D	Paul Laus	FLA	78	3	6	9	236	-2	0	0	0	0	45	6.7		
16	LW	Gilbert Dionne	PHI	2	0	1	1	0	0	0	0	0	0	0	.0		
			FLA	5	1	2	3	0	0	0	0	0	0	12	8.3		
		Total		7	1	3	4	0	0	0	0	0	0	12	8.3		
15	LW	*Brett Harkins	FLA	8	0	3	3	6	-2	0	0	0	0	4	.0	.0	
23	D	*Rhett Warren	FLA	28	0	3	3	46	4	0	0	0	0	0	19		
19	RW	*Brad Smyth	FLA	7	1	1	2	4	-3	1	0	0	0	12	8.3		
51	RW	*David Nemirovsky	FLA	9	0	2	2	2	-1	0	0	0	0	0	6		
34	G	J. Vanbiesbrouck	FLA	57	0	2	2	10	0	0	0	0	0	0	1	.0	.0
40	C	*Steve Washburn	FLA	1	0	1	1	1	0	0	0	0	0	0	0		
22	RW	Bob Kudelski	FLA	13	0	1	1	0	1	0	0	0	0	23	.0		
7	LW	Mike Casselman	FLA	3	0	0	0	0	-1	0	0	0	0	0	2	.0	
30	G	Mark Fitzpatrick	FLA	34	0	0	0	0	12	0	0	0	0	0	0	.0	
		GOALTENDERS	GP	W	L	T	GAA	MINS	EN	SO	GA	SA	SV%	G	A	PIM	
34	John Vanbiesbrouck	56	26	20	7	2.68	3118	2	2	141	1454	.903	0	2	10		
30	Mark Fitzpatrick	34	15	11	3	2.96	1786	2	0	88	810	.891	0	0	12		
TOTALS			82	41	31	10	2.82	4979	4	2	234	2287	.898	0	2	22	

\*\*Denotes Home Sellout

GAMEDATE OPPONENT RESULT SCORE RECORD ATTENDANCE

1	Oct. 7	@New Jersey	L	0-4	0-1-0	19,040
2	Oct. 8	CALGARY	W	4-3	1-1-0	12,087
3	Oct. 11	MONTREAL	W	6-1	2-1-0	10,896
4	Oct. 13	OTTAWA	W	6-2	3-1-0	10,085
5	Oct. 15	NY ISLANDERS	W	5-3	4-1-0	11,210
6	Oct. 17	CHICAGO	L	3-6	4-2-0	12,018
7	Oct. 21	HARTFORD	W	3-0	5-2-0	12,503
8	Oct. 24	@Toronto	W	6-1	6-2-0	15,512
9	Oct. 25	@Montreal	L	2-7	6-3-0	16,072
10	Oct. 28	@Ottawa	W	4-1	7-3-0	8,660
11	Oct. 31	NY ISLANDERS	SL-OT	4-5	7-4-0	10,896
12	Nov. 2	@Philadelphia	W	2-1	8-4-0	17,219
13	Nov. 3	@Washington	W	3-2	9-4-0	15,713
14	Nov. 5	TAMPA BAY	W	4-1	10-4-0	11,252
15	Nov. 7	PHILADELPHIA	W	4-2	11-4-0	12,469
16	Nov. 9	EDMONTON	W	2-1	12-4-0	10,816
17	Nov. 11	BUFFALO	W	4-1	13-4-0	14,042
18	Nov. 14	TORONTO	W	5-2	14-4-0	11,492
19	Nov. 16	VANCOUVER	T-OT	2-2	14-4-1	12,016
20	Nov. 18	@Los Angeles	L	2-3	14-5-1	13,346
21	Nov. 19	@Anaheim	W	4-3	15-5-1	17,174
22	Nov. 21	NEW JERSEY	W	4-3	16-5-1	13,249
23	Nov. 26	LOS ANGELES	W	5-1	17-5-1	** 14,703
24	Nov. 29	PHILADELPHIA	SL-OT	1-2	17-6-1	13,553
25	Dec. 1	@Pittsburgh	L	1-2	17-7-1	15,754
26	Dec. 2	@Hartford	W	5-3	18-7-1	10,092
27	Dec. 5	@Washington	W	4-3	19-7-1	8,126
28	Dec. 7	ANAHEIM	T-OT	3-3	19-7-2	12,142
29	Dec. 9	BOSTON	W	3-1	20-7-2	** 14,703
30	Dec. 11	@New Jersey	W	2-1	21-7-2	12,634
31	Dec. 12	@NY Islanders	W	3-1	22-7-2	8,085
32	Dec. 14	@Boston	L	4-6	22-8-2	17,285
33	Dec. 16	@Tampa Bay	W	7-2	23-8-2	16,241
34	Dec. 21	WINNIPEG	W	6-1	24-8-2	13,601
35	Dec. 23	NEW JERSEY	W	2-1	25-8-2	** 14,703
36	Dec. 28	WASHINGTON	L	4-5	25-9-2	** 14,703
37	Dec. 30	@Pittsburgh	L	5-6	25-10-2	17,181
38	Jan. 3	@Vancouver	L	2-7	25-11-2	18,422
39	Jan. 5	@Edmonton	W	3-2	26-11-2	11,762
40	Jan. 6	@Calgary	L	0-2	26-12-2	16,792
41	Jan. 8	@San Jose	W	5-2	27-12-2	17,190

GAMEDATE OPPONENT RESULT SCORE RECORD ATTENDANCE

42	Jan. 10	@Colorado	T-OT	4-4	27-12-3	16,061
43	Jan. 12	@Dallas	T-OT	6-6	27-12-4	16,314
44	Jan. 16	SAN JOSE	W	4-1	28-12-4	12,108
45	Jan. 22	@Philadelphia	T-OT	1-1	28-12-5	17,380
46	Jan. 23	@Washington	W	5-4	29-12-5	9,607
47	Jan. 25	MONTREAL	L	2-6	29-13-5	14,187
48	Jan. 27	BUFFALO	W	6-2	30-13-5	** 14,703
49	Jan. 29	PITTSBURGH	W	2-1	31-13-5	** 14,703
50	Jan. 31	@Buffalo	L	2-6	31-14-5	11,566
51	Feb. 1	@Boston	T-OT	2-2	31-14-6	17,430
52	Feb. 3	@Tampa Bay	W	5-3	32-14-6	20,828
53	Feb. 7	@Detroit	L	2-4	32-15-6	19,983
54	Feb. 8	DETROIT	W	3-1	33-15-6	** 14,703
55	Feb. 11	ST. LOUIS	T-OT	2-2	33-15-7	14,370
56	Feb. 14	PHILADELPHIA	L	2-4	33-16-7	13,746
57	Feb. 16	COLORADO	L-OT	4-5	33-17-7	** 14,703
58	Feb. 18	DALLAS	W	6-4	34-17-7	14,042
59	Feb. 21	@New Jersey	W	4-1	35-17-7	15,872
60	Feb. 24	NY RANGERS	L	0-4	35-18-7	** 14,703
61	Feb. 25	@Buffalo	L	1-6	35-19-7	13,809
62	Feb. 29	WASHINGTON	T-OT	2-2	35-19-8	12,183
63	Mar. 2	@Hartford	L	1-7	35-20-8	11,935
64	Mar. 5	@St. Louis	L	0-2	35-21-8	20,725
65	Mar. 7	@Winnipeg	L	3-5	35-22-8	11,322
66	Mar. 10	BOSTON	L	1-4	35-23-8	** 14,703
67	Mar. 11	@Chicago	L	4-8	35-24-8	19,772
68	Mar. 13	@NY Rangers	T-OT	3-3	35-24-9	18,200
69	Mar. 17	NEW JERSEY	W	3-0	36-24-9	** 14,703
70	Mar. 19	OTTAWA	W	5-2	37-24-9	12,255
71	Mar. 21	NY ISLANDERS	W	3-2	38-24-9	12,704
72	Mar. 23	@Tampa Bay	L	2-4	38-25-9	21,035
73	Mar. 27	@NY Rangers	L	0-3	38-26-9	18,200
74	Mar. 28	PITTSBURGH	L	2-3	38-27-9	** 14,703
75	Mar. 30	TAMPA BAY	L	1-2	38-28-9	** 14,703
76	Apr. 1	HARTFORD	W	3-2	39-28-9	13,159
77	Apr. 3	@Ottawa	L	2-3	39-29-9	13,074
78	Apr. 6	@Montreal	L	1-2	39-30-9	21,273
79	Apr. 8	@NY Rangers	W	5-3	40-30-9	18,200
80	Apr. 10	TAMPA BAY	L	1-2	40-31-9	** 14,703
81	Apr. 12	@NY Islanders	T-OT	1-140	31-10	14,744
82	Apr. 14	NY RANGERS	W	5-141	31-10	** 14,703

RECORD: 35-28-19 (89 POINTS)  
GENERAL MANAGER: BRYAN MURRAY

COACH: DOUG MACLEAN  
EASTERN CONFERENCE FINISH: 4TH

ATLANTIC DIVISION FINISH: 3RD  
CAPTAIN: BRIAN SKRUDLAND

\*Indicates Rookie

NO	POS	NAME	GP	G	A	PTS	PIM	+/-	PP	SH	GW	GTS	HTS	PCTG
26	RW	Ray Sheppard	FLA	68	29	31	60	4	13	0	7	0	226	12.8
27	RW	Scott Mellanby	FLA	82	27	29	56	170	7	9	1	4	0	221 12.2
24	D	Robert Svehla	FLA	82	13	32	45	86	2	5	0	3	0	159 8.2
9	C	Kirk Muller	TOR	66	20	17	37	85	-23	9	1	3	0	153 13.1
		FLA10		1	2	3	4	-2	1	0	1	0	21	4.8
		Total76		21	19	40	89	-25	10	1	4	0	174	12.1
19	RW	Radek Dvorak	FLA	78	18	21	39	30	-2	2	0	1	0	139 12.9
44	C	Rob Niedermayer	FLA	60	14	24	38	54	4	3	0	2	0	136 10.3
29	LW	Johan Garpenlov	FLA	53	11	25	36	47	10	1	0	1	2	83 13.3
11	LW	Bill Lindsay	FLA	81	11	23	34	120	1	0	1	3	0	168 6.5
10	LW	Dave Lowry	FLA	77	15	14	29	51	2	2	0	2	1	96 15.6
28	C	Martin Straka	FLA	55	7	22	29	12	9	2	0	1	0	94 7.4
4	D	Per Gustafsson	FLA	58	7	22	29	22	11	2	0	1	0	105 6.7
21	RW	Tom Fitzgerald	FLA	71	10	14	24	64	7	0	2	1	1	135 7.4
5	D	Gord Murphy	FLA	80	8	15	23	51	3	2	0	0	0	137 5.8
55	D	Ed Jovanovski	FLA	61	7	16	23	172	-1	3	0	1	0	80 8.8
20	C	Brian Skrudland	FLA	51	5	13	18	48	4	0	0	2	0	57 8.8
12	RW	Jody Hull	FLA	67	10	6	16	4	1	0	1	2	1	92 10.9
18	LW	Mike Hough	FLA	69	8	6	14	48	12	0	0	2	0	85 9.4
15	RW*	David Nemirovsky	FLA	39	7	7	14	32	1	1	0	0	1	53 13.2
2	D	Terry Carkner	FLA	70	0	14	14	96	-4	0	0	0	0	38 .0
7	D	Rhett Warrenner	FLA	62	4	9	13	88	20	1	0	1	0	58 6.9
3	D	Paul Laus	FLA	77	0	12	12	313	13	0	0	0	0	63 .0
22	C	*Steve Washburn	FLA	18	3	6	9	4	2	1	0	0	0	21 14.3
23	C	Chris Wells	FLA	47	2	6	8	42	5	0	0	0	0	29 6.9
34	G	J. Vanbiesbrouck	FLA	57	0	2	2	8	0	0	0	0	0	0 .0
30	G	Mark Fitzpatrick	FLA	30	0	1	1	13	0	0	0	0	0	0 .0
8	RW	*Craig Martin	FLA	1	0	0	0	5	0	0	0	0	0	1 .0
25	D	Geoff Smith	FLA	3	0	0	0	2	1	0	0	0	0	2 .0
16	C	Craig Ferguson	FLA	3	0	0	0	0	-1	0	0	0	0	5 .0
16	C	Craig Fisher	FLA	4	0	0	0	0	-2	0	0	0	0	2 .0
	GOALTENDERS		GP	W	L	T	GAA	MINS	EN	SO	GA	SA	SV%	G A PIM
34	John Vanbiesbrouck	57	27	19	10	2.29	3347	3	2	128	1582	.919	0	2 8
30	Mark Fitzpatrick	30	8	9	9	2.36	1680	4	0	66	771	.914	0	1 13
	TOTALS		82	35	28	19	2.39	5041	7	2	201	2360	.915	0 3 21

GAMEDATE OPPONENT RESULT SCORE RECORD ATTENDANCE

1	Oct. 5	@Philadelphia	W	3-1	1-0-0	19,137
2	Oct. 6	@NY Rangers	W	5-2	2-0-0	18,200
3	Oct. 8	NY RANGERS	T-OT	1-1	2-0-1**	14,703
4	Oct. 12	HARTFORD	W	6-0	3-0-1**	14,703
5	Oct. 16	@San Jose	T-OT	3-3	3-0-2	17,442
6	Oct. 17	@Colorado	W	2-1	4-0-2	16,061
7	Oct. 20	@Phoenix	T-OT	1-1	4-0-3	14,191
8	Oct. 23	OTTAWA	W	5-2	5-0-3**	14,703
9	Oct. 25	NY RANGERS	W	6-4	6-0-3**	14,703
10	Oct. 27	@Philadelphia	W	3-2	7-0-3	18,903
11	Oct. 29	@NY Rangers	T-OT	1-1	7-0-4	18,200
12	Oct. 30	CHICAGO	W	3-2	8-0-4**	14,703
13	Nov. 2	PHILADELPHIA	L	2-3	8-1-4**	14,703
14	Nov. 7	WASHINGTON	W	4-2	9-1-4**	14,703
15	Nov. 9	PITTSBURGH	W	4-2	10-1-4**	14,703
16	Nov. 11	@Buffalo	L-OT	2-3	10-2-4	14,197
17	Nov. 13	@Montreal	W	5-3	11-2-4	20,761
18	Nov. 15	NY ISLANDERS	T-OT	3-3	11-2-5**	14,703
19	Nov. 18	WASHINGTON	L	2-4	11-3-5**	14,703
20	Nov. 20	LOS ANGELES	W	4-1	12-3-5**	14,703
21	Nov. 22	@Dallas	W-OT	2-1	13-3-5	16,573
22	Nov. 23	@St. Louis	W	3-1	14-3-5	19,304
23	Nov. 26	BUFFALO	W	4-3	15-3-5**	14,703
24	Nov. 29	HARTFORD	T-OT	1-1	15-3-6**	14,703
25	Dec. 1	@Detroit	W	4-2	16-3-6	19,983
26	Dec. 3	@New Jersey	L	0-2	16-4-6	12,032
27	Dec. 5	NY ISLANDERS	W	4-2	17-4-6**	14,703
28	Dec. 8	DALLAS	T-OT	1-1	17-4-7**	14,703
29	Dec. 10	@Philadelphia	L	4-5	17-5-7	19,228
30	Dec. 11	@Hartford	L	2-5	17-6-7	11,884
31	Dec. 15	EDMONTON	W	6-3	18-6-7**	14,703
32	Dec. 19	@Ottawa	L	2-5	18-7-7	13,264
33	Dec. 20	@Chicago	W	3-1	19-7-7	18,985
34	Dec. 22	@NY Rangers	L	3-7	19-8-7	18,200
35	Dec. 23	@NY Islanders	W-OT	4-3	20-8-7	11,127
36	Dec. 26	Tampa Bay	T-OT	3-3	20-8-8	20,150
37	Dec. 28	@Washington	T-OT	1-1	20-8-9	18,130
38	Dec. 29	MONTREAL	L	1-2	20-9-9**	14,703
39	Jan. 1	ANAHEIM	L	0-3	20-10-9**	14,703
40	Jan. 4	@Los Angeles	W	5-0	21-10-9	12,227
41	Jan. 8	@Anaheim	L	2-3	21-11-9	17,174

42	Jan. 11	@Calgary	W	4-1	22-11-9	17,273
43	Jan. 14	@Vancouver	T-OT	4-4	22-11-10	18,422
44	Jan. 15	@Edmonton	L	0-4	22-12-10	15,673
45	Jan. 20	COLORADO	L	2-4	22-13-10**	14,703
46	Jan. 22	@Hartford	L-OT	1-2	22-14-10	12,627
47	Jan. 23	@Boston	W	4-1	23-14-10	15,856
48	Jan. 25	TAMPA BAY	W	3-2	24-14-10**	14,703
49	Jan. 28	MONTREAL	W	5-1	25-14-10**	14,703
50	Jan. 30	BOSTON	W	3-1	26-14-10**	14,703
51	Feb. 1	WASHINGTON	L	1-3	26-15-10**	14,703
52	Feb. 3	@Montreal	T-OT	2-2	26-15-11	20,471
53	Feb. 6	@Buffalo	T-OT	1-1	26-15-12	16,440
54	Feb. 7	@New Jersey	T-OT	2-2	26-15-13	18,303
55	Feb. 9	NY RANGERS	W	4-3	27-15-13**	14,703
56	Feb. 12	TAMPA BAY	W	5-2	28-15-13**	14,703
57	Feb. 15	@NY Islanders	L-OT	0-1	28-16-13	16,297
58	Feb. 16	DETROIT	L	2-4	28-17-13**	14,703
59	Feb. 18	@Pittsburgh	L	2-4	28-18-13	16,900
60	Feb. 20	NEW JERSEY	T-OT	2-2	28-18-14**	14,703
61	Feb. 22	PHILADELPHIA	L-OT	3-4	28-19-14**	14,703
62	Feb. 25	SAN JOSE	T-OT	2-2	28-19-15**	14,703
63	Feb. 27	ST. LOUIS	W-OT	3-2	29-19-15**	14,703
64	Mar. 1	@Tampa Bay	L	0-2	29-20-15	19,517
65	Mar. 5	PHOENIX	L	0-3	29-21-15**	14,703
66	Mar. 7	CALGARY	L	1-3	29-22-15**	14,703
67	Mar. 9	BOSTON	L	1-3	29-23-15**	14,703
68	Mar. 11	NY ISLANDERS	W	3-2	30-23-15**	14,703
69	Mar. 13	VANCOUVER	W	5-4	31-23-15**	14,703
70	Mar. 15	TORONTO	T-OT	3-3	31-23-16**	14,703
71	Mar. 17	@New Jersey	W	4-1	32-23-16	17,109
72	Mar. 19	@NY Islanders	L	4-7	32-24-16	11,139
73	Mar. 20	@Ottawa	T-OT	2-2	32-24-17	18,219
74	Mar. 22	BUFFALO	W	3-2	33-24-17**	14,703
75	Mar. 27	OTTAWA	L	2-3	33-25-17**	14,703
76	Mar. 29	TAMPA BAY	T-OT	1-1	33-25-18**	14,703
77	Mar. 31	@Pittsburgh	L	3-4	33-26-18	17,220
78	Apr. 2	@Toronto	L	1-3	33-27-18	15,726
79	Apr. 5	@Boston	L	2-4	33-28-18	15,632
80	Apr. 6	@Washington	T-OT	3-3	33-28-19	18,130
81	Apr. 9	NEW JERSEY	W	4-2	34-28-19**	14,703
82	Apr. 11	PITTSBURGH	W	4-2	35-28-19	

RECORD: 24-43-15 (63 POINTS)  
GENERAL MANAGER: BRYAN MURRAY

COACH: DOUG MCLEAN, BRYAN MURRAY  
EASTERN CONFERENCE FINISH: 12TH

ATLANTIC DIVISION FINISH: 6TH  
CAPTAIN: SCOTT MELLANBY

1997-98

\*Indicates Rookie

NO	POS	NAME	GP	G	A	PTS	PIM	+/-	PP	SH	GW	GTSHTS	PCTG		
14	C	Ray Whitney	EDM	9	1	3	4	0	-1	0	0	0	19	5.3	
		FLA	68	32	29	61	28	10	12	0	2	0	156	20.5	
		Total	77	33	32	65	28	9	12	0	2	0	175	18.9	
15	C	Dave Gagner	FLA	78	20	28	48	55	-21	5	1	1	0	165	12.1
24	D	Robert Svehla	FLA	79	9	34	43	113	-3	3	0	0	0	144	6.3
27	RW	Scott Mellanby	FLA	79	15	24	39	127	-14	6	0	1	0	188	8.0
19	RW	Radek Dvorak	FLA	64	12	24	36	33	-1	2	3	0	1	112	10.7
22	RW	Dino Ciccarelli	TB	34	11	6	17	42	-14	3	0	3	1	104	10.6
		FLA	28	5	11	16	28	-2	2	0	1	1	57	8.8	
		Total	62	16	17	33	70	-16	5	0	4	2	161	9.9	
25	C	Viktor Kozlov	SJ	18	5	2	7	2	-2	2	0	0	0	51	9.8
		FLA	46	12	11	23	14	-1	3	2	0	0	114	10.5	
		Total	64	17	13	30	16	-3	5	2	0	0	165	10.3	
9	C	Kirk Muller	FLA	70	8	21	29	54	-14	1	0	3	1	115	7.0
11	LW	Bill Lindsay	FLA	82	12	16	28	80	-2	0	2	5	0	150	8.0
55	D	Ed Jovanovski	FLA	81	9	14	23	158	-12	2	1	3	1	142	6.3
51	RW	David Nemirovsky	FLA	41	9	12	21	8	-3	2	0	1	0	62	14.5
17	C	*Steve Washburn	FLA	58	11	8	19	32	-6	4	0	2	0	61	18.0
5	D	Gord Murphy	FLA	79	6	11	17	46	-3	3	0	0	0	123	4.9
6	D	Jeff Norton	TB	37	4	6	10	26	-25	4	0	0	1	41	9.8
		FLA	19	0	7	7	18	-7	0	0	0	0	20	.0	
		Total	56	4	13	17	44	-32	4	0	0	1	61	6.6	
44	C	Rob Niedermayer	FLA	33	8	7	15	41	-9	5	0	2	0	64	12.5
23	C	Chris Wells	FLA	61	5	10	15	47	4	0	1	0	0	57	8.8
3	D	Paul Laus	FLA	77	0	11	11	293	-5	0	0	0	0	64	.0
2	D	Terry Carkner	FLA	74	1	7	8	63	6	0	0	1	0	34	2.9
29	LW	Johan Garpenlov	FLA	39	2	3	5	8	-6	0	0	0	0	43	4.7
7	D	Rhett Warrenere	FLA	79	0	4	4	99	-16	0	0	0	0	66	.0
34	G	John Vanbiesbrouck	FLA	60	0	3	3	6	0	0	0	0	0	0	.0
16	C	*Ryan Johnson	FLA	10	0	2	2	0	-4	0	0	0	0	6	.0
8	D	Dallas Eakins	FLA	23	0	1	1	44	1	0	0	0	0	16	.0
1	G	Kirk McLean	VAN	29	8	0	0	0	0	0	0	0	0	0	.0
		CAR	8	0	1	1	0	0	0	0	0	0	0	0	.0
		FLA	7	0	0	0	0	0	0	0	0	0	0	0	.0
		Total	44	0	1	1	0	0	0	0	0	0	0	0	.0
12	D	*Chris Allen	FLA	1	0	0	0	2	0	0	0	0	0	1	.0
4	D	*John Jakopin	FLA	2	0	0	0	4	-3	0	0	0	0	1	.0
1	G	*Kevin Weekes	FLA	11	0	0	0	0	0	0	0	0	0	0	.0
28	LW	*Peter Worrell	FLA	19	0	0	0	153	-4	0	0	0	0	15	.0

GOALTENDERS	GP	W	L	T	GAA	MINS	EN	SO	GA	SA	SV%	G	A	PIM
34 John Vanbiesbrouck	60	18	29	11	2.87	3451	4	4	165	1638	.899	0	3	6
30 Mark Fitzpatrick	12	2	7	2	3.00	640	0	1	32	265	.879	0	0	2
1 Kirk McLean	7	4	2	1	3.25	406	0	0	22	207	.894	0	0	0
80 *Kevin Weekes	11	0	5	1	3.96	485	1	0	32	247	.870	0	0	0

\*\*Denotes Home Sellout

GAMEDATE OPPONENT RESULT SCORE RECORD ATTENDANCE

1 Oct. 1 @ Philadelphia L 1-3 0-1-0 19,381  
2 Oct. 4 @ Pittsburgh W 5-3 1-1-0 15,352  
3 Oct. 11 @ St. Louis L 3-5 1-2-0 17,730  
4 Oct. 13 NY ISLANDERST-OT 2-2 1-2-1\*\* 14,703  
5 Oct. 15 TAMPA BAY W 2-1 2-2-1\*\* 14,703  
6 Oct. 16 @ Dallas L 0-4 2-3-1 14,812  
7 Oct. 19 PITTSBURGH L 1-4 2-4-1 14,703  
8 Oct. 22 @ Montreal L 0-3 2-5-1 20,301  
9 Oct. 23 @ Ottawa T-OT 2-2 2-5-2 15,168  
10 Oct. 25 @ Boston W 5-4 3-5-2 14,560  
11 Oct. 28 LOS ANGELEST-OT 2-2 3-5-3\*\* 14,703  
12 Oct. 30 OTTAWA L 2-5 3-6-3\*\* 14,703  
13 Nov. 1 BUFFALO L-OT 3-4 3-7-3\*\* 14,703  
14 Nov. 5 NEW JERSEY L 2-4 3-8-3\*\* 14,703  
15 Nov. 6 @ Buffalo W 4-2 4-8-3 12,752  
16 Nov. 9 WASHINGTON W 3-2 5-8-3\*\* 14,703  
17 Nov. 12 NY ISLANDERST-OT 2-2 5-8-4\*\* 14,703  
18 Nov. 14 PHILADELPHIA L 2-5 5-9-4\*\* 14,703  
19 Nov. 15 @ NY Islanders W 1-0 6-9-4 12,356  
20 Nov. 18 NY RANGERS L 1-3 6-10-4\*\* 14,703  
21 Nov. 20 CALGARY L 1-2 6-11-4\*\* 14,703  
22 Nov. 22 @ New Jersey W-OT 2-1 7-11-4 19,040  
23 Nov. 23 WASHINGTON L 2-5 7-12-4\*\* 14,703  
24 Nov. 26 BOSTON W 10-5 8-12-4\*\* 14,703  
25 Nov. 28 COLORADO L 2-3 8-13-4\*\* 14,703  
26 Nov. 30 @ NY Rangers T-OT 1-1 8-13-5 18,200  
27 Dec. 1 PHOENIX L 2-3 8-14-5\*\* 14,703  
28 Dec. 5 @ Washington L-OT 2-3 8-15-5 19,740  
29 Dec. 7 WASHINGTON W 5-4 9-15-5\*\* 14,703  
30 Dec. 10 @ Carolina W 5-210-15-5 7,219  
31 Dec. 12 @ NY Rangers W 4-311-15-5 18,200  
32 Dec. 13 @ NY Islanders L 1-411-16-5 10,343  
33 Dec. 15 BOSTON L 2-611-17-5\*\* 14,703  
34 Dec. 17 NY RANGERS L 2-411-18-5\*\* 14,703  
35 Dec. 18 @ Washington W 4-012-18-5 10,414  
36 Dec. 20 @ Philadelphia L 0-212-19-5 19,609  
37 Dec. 23 ST. LOUIS L 2-312-20-5\*\* 14,703  
38 Dec. 26 @ Carolina W 5-213-20-5 8,684

39 Dec. 27 @ NY Islanders W 6-214-20-5\*\* 16,297  
40 Dec. 30 SAN JOSE T-OT 2-214-20-6\*\* 14,703  
41 Jan. 1 NEW JERSEY W-OT 2-115-20-6\*\* 14,703

RECORD: 30-34-18 (78 POINTS)  
GENERAL MANAGER: BRYAN MURRAY

COACH: TERRY MURRAY  
EASTERN CONFERENCE FINISH: 9TH

SOUTHEAST DIVISION FINISH: 2ND  
CAPTAIN: SCOTT MELLANBY

\*Indicates Rookie

1998-99

NO	POS	NAME	GP	G	A	PTS	PIM	+/-	PP	SH	GW	GTS	TS	PCTG		
14	LW	Ray Whitney	FLA	81	26	38	64	18	-3	7	0	6	1193	13.5		
44	C	Rob Niedermayer	FLA	82	18	33	51	50	-13	6	1	3	2142	12.7		
25	C	Viktor Kozlov	FLA	65	16	35	51	24	-13	5	1	1	0209	7.7		
27	RW	Scott Mellanby	FLA	67	18	27	45	85	5	4	0	1	3136	13.2		
19	RW	Radek Dvorak	FLA	82	19	24	43	29	7	0	4	0	0182	10.4		
21	RW	*Mark Parrish	FLA	73	24	13	37	25	-6	5	0	5	1129	18.6		
24	D	Robert Svehla	FLA	80	8	29	37	83	-13	4	0	0	1157	5.1		
11	LW	Bill Lindsay	FLA	75	12	15	27	92	-1	0	1	2	0135	8.9		
16	LW	*Oleg Kvasha	FLA	68	12	13	25	45	5	4	0	1	1138	8.7		
4	D	Bret Hedican	FLA	67	5	18	23	51	5	0	2	1	1	90	5.6	
29	LW	Johan Garpenlov	FLA	64	8	9	17	42	3	5	1	0	1	71	11.3	
10	RW	Pavel Bure	FLA	11	13	3	16	4	-11	5	1	0	1	44	29.5	
9	C	Kirk Muller	FLA	82	4	11	15	49	-11	0	0	1	0	107	3.7	
8	D	*Jaroslav Spacek	FLA	63	3	12	15	28	15	2	1	0	0	92	3.3	
2	D	Terry Carkner	FLA	62	2	9	11	54	0	0	0	0	0	25	8.0	
3	D	Paul Laus	FLA	75	1	9	10	218	-1	0	0	0	0	54	1.9	
28	LW	*Peter Worrell	FLA	62	4	5	9	258	0	0	0	2	0	50	8.0	
26	D	*Dan Boyle	FLA	22	3	5	8	6	0	1	0	0	0	31	9.7	
22	RW	Dino Ciccarelli	FLA	14	6	1	7	27	-1	5	0	0	0	23	26.1	
5	D	Gord Murphy	FLA	51	0	7	7	16	4	0	0	0	0	56	0.0	
18	LW	Alex Hicks	FLA	55	0	7	62	5	-5	0	0	0	0	51	0.0	
31	G	Sean Burke	FLA	59	0	4	4	27	0	0	0	0	0	48	2.1	
7	D	Mike Wilson	FLA	34	1	2	3	47	12	0	0	0	0	7	14.3	
12	LW	*Marcus Nilson	FLA	8	1	1	2	5	2	0	0	0	0	34	2.9	
6	D	*Peter Ratchuk	FLA	24	1	1	2	10	-1	0	0	0	0	28	0.0	
23	C	Chris Wells	FLA	20	0	2	2	31	-4	0	0	0	0	1	100.0	
17	C	*Ryan Johnson	FLA	1	1	0	1	0	0	0	0	0	0	0	0.0	
26	RW	David Nemirovsky	FLA	1	0	1	1	0	0	0	0	0	0	0	0.0	
33	D	*Filip Kuba	FLA	5	0	1	1	0	2	0	0	0	0	5	0.0	
15	D	*Jeff Ware	FLA	6	0	1	1	6	-6	1	0	0	0	1	0.0	
12	D	*Chris Allen	FLA	1	0	0	0	0	0	1	0	0	0	0	0.0	
15	D	*John Jakopin	FLA	3	0	0	0	0	-1	0	0	0	0	0	0.0	
37	RW	*Herbert Vasiljevs	FLA	5	0	0	0	2	-1	0	0	0	0	6	0.0	
12	LW	*Dwayne Hay	FLA	9	0	0	0	0	0	0	0	0	0	3	0.0	
1	G	Kirk McLean	FLA	30	0	0	0	2	0	0	0	0	0	0	0.0	
31	GOALTENDERS		GP	W	L	T	GAA	MINS	EN	SQ	GA	SA	SV%	G	A	PIM
1	Kirk McLean		30	9	10	4	2.74	1597	1	2	73	727	.900	0	0	2
TOTALS			82	30	34	18	2.73	5017	4	5	228	2355	.903	0	4	29

#### GAMEDATE OPPONENTRESULTSRECORDATTENDANCE

\*\*Denotes Home Sellout

1	Oct. 9	TAMPA BAY	W	4-1	1-0-0	**	19,227
2	Oct. 10	@Nashville	W	1-0	2-0-0		17,285
3	Oct. 16	@Buffalo	T	2-2	2-0-1		18,595
4	Oct. 21	LOS ANGELES	T	1-1	2-0-2		17,367
5	Oct. 23	VANCOUVER	L	0-5	2-1-2		18,070
6	Oct. 24	@Washington	T	2-2	2-1-3		19,740
7	Oct. 28	DETROIT	L	2-7	2-2-3	**	19,163
8	Oct. 30	@Chicago	W	7-3	3-2-3		16,807
9	Oct. 31	@New Jersey	L	1-3	3-3-3		13,136
10	Nov. 2	@NY Islanders	L	2-6	3-4-3		8,192
11	Nov. 4	CHICAGO	W	2-1	4-4-3		17,515
12	Nov. 7	NEW JERSEY	L	3-4	4-5-3		18,306
13	Nov. 11	NY RANGERS	W	4-1	5-5-3	**	19,154
14	Nov. 12	@Philadelphia	W	2-1	6-5-3		19,568
15	Nov. 14	@Pittsburgh	L	0-4	6-6-3		13,230
16	Nov. 19	@Boston	T	5-5	6-6-4		14,440
17	Nov. 21	@New Jersey	T	3-3	6-6-5		16,033
18	Nov. 22	PHILADELPHIA-OT	L	1-2	6-7-5	**	19,225
19	Nov. 25	BOSTON	L	0-1	6-8-5		18,922
20	Nov. 27	@Tampa Bay	W	2-1	7-8-5		11,473
21	Nov. 28	BUFFALO	W	6-2	8-8-5		18,655
22	Dec. 1	@NY Rangers	L-OT	4-5	8-9-5		18,200
23	Dec. 2	@Buffalo	L	1-2	8-10-5		14,966
24	Dec. 5	CAROLINA	T	3-3	8-10-6		17,384
25	Dec. 9	OTTAWA	W	6-5	9-10-6		16,994
26	Dec. 12	CALGARY	L	2-4	9-11-6		17,334
27	Dec. 16	PITTSBURGH	W	4-1	10-11-6		18,165
28	Dec. 19	EDMONTON	W	3-1	11-11-6		17,953
29	Dec. 23	WASHINGTON	L	0-4	11-12-6		18,535
30	Dec. 26	@Tampa Bay	W	3-1	12-12-6		17,983
31	Dec. 28	NY ISLANDERS	W	5-1	13-12-6	**	19,250
32	Dec. 30	@Pittsburgh	L	4-7	13-13-6		17,112
33	Jan. 1	CAROLINA	T	3-3	13-13-7		18,505
34	Jan. 2	PITTSBURGH	L	2-4	13-14-7	**	19,250
35	Jan. 5	@Phoenix	T	2-2	13-14-8		14,104
36	Jan. 6	@Colorado	T	2-2	13-14-9		16,061
37	Jan. 8	@Vancouver	T	1-113	14-10		15,027
38	Jan. 10	@Calgary	W	2-114	14-10		15,348
39	Jan. 13	TORONTO	T	3-314	14-11		17,552
40	Jan. 14	@Carolina	L	2-314	15-11		6,544
41	Jan. 16	NY ISLANDERS	W	1-015	15-11		19,097

42	Jan. 18	BUFFALO	L	0-415	16-11		17,661
43	Jan. 20	@NY Islanders	W	5-216	16-11		11,283
44	Jan. 21	@NY Rangers	W	2-117	16-11		18,200
45	Jan. 26	@Philadelphia	T	3-317	16-12		19,554
46	Jan. 27	MONTREAL	W	2-118	16-12	**	19,250
47	Jan. 30	DALLAS	L	2-518	17-12		19,250
48	Feb. 3	TORONTO	W	5-219	17-12		17,763
49	Feb. 5	@Pittsburgh	L	0-319	18-12		14,283
50	Feb. 6	@Carolina	T	3-319	18-13		11,059
51	Feb. 8	ST. LOUIS	L	4-519	19-13		17,087
52	Feb. 11	@Ottawa	W	3-120	19-13		16,355
53	Feb. 13	@Montreal	L	0-420	20-13		21,273
54	Feb. 15	SAN JOSE	T	2-220	20-14		18,700
55	Feb. 17	@Dallas	L	1-220	21-14		16,928
56	Feb. 18	@St. Louis	T	0-020	21-15		16,272
57	Feb. 20	PHOENIX	W	7-121	21-15	**	19,250
58	Feb. 24	PHILADELPHIA	W	5-322	21-15	**	19,250
59	Feb. 26	@Detroit	T	5-522	21-16		19,983
60	Feb. 27	@Toronto	L	1-422	22-16		18,800
61	Mar. 3	COLORADO	L	5-722	23-16		18,985
62	Mar. 6	CAROLINA	T	2-222	23-17	**	19,250
63	Mar. 8	@Montreal	W	5-223	23-17		20,323
64	Mar. 9	@Boston	L	0-223	24-17		15,032
65	Mar. 11	@Washington	W	2-124	24-17		16,184
66	Mar. 13	TAMPA BAY	W	1-025	24-17	**	19,250
67	Mar. 17	@San Jose	L	2-425	25-17		17,483
68	Mar. 20	@Los Angeles	L	3-425	26-17		14,551
69	Mar. 21	@Anaheim	W	5-226	26-17		16,434
70	Mar. 24	NY RANGERS	L	1-226	27-17	**	19,250
71	Mar. 26	NASHVILLE	W	4-127	27-17		17,755
72	Mar. 28	NEW JERSEY	T	2-227	27-18		18,870
73	Mar. 31	NY ISLANDERS	L	3-527	28-18		18,028
74	Apr. 1	@Washington	L	3-527	29-18		13,511
75	Apr. 3	OTTAWA	L	4-627	30-18		18,829
76	Apr. 5	WASHINGTON	L	0-327	31-18		17,670
77	Apr. 7	BOSTON	L	3-527	32-18		18,987
78	Apr. 9	@Buffalo	L	1-327	33-18		18,595
79	Apr. 10	@Toronto	L	1-927	34-18		18,800
80	Apr. 12	@Ottawa	W	2-028	34-18		17,996
81	Apr. 14	MONTREAL	W-OT	3-229	34-18		18,755
82	Apr. 17	TAMPA BAY	W	6-230	34-18		19,079



RECORD: 43-27-6-6 (98 POINTS)  
GENERAL MANAGER: BRYAN MURRAY

COACH: TERRY MURRAY  
EASTERN CONFERENCE FINISH: 5TH

SOUTHEAST DIVISION FINISH: 2ND  
CAPTAIN: SCOTT MELLANBY

\*Indicates Rookie

1999-00

NO	POS	NAME	GP	G	A	PTS	PIM	+/-	PP	SH	GW	GTS	SPTS	PCTG		
10	RW	Pavel Bure	FLA	74	58	36	94	16	25	11	2	14	0 360	16.1		
14	C	Ray Whitney	FLA	81	29	42	71	35	16	5	0	3	2 198	14.6		
25	C	Viktor Kozlov	FLA	80	17	53	70	16	24	6	0	2	0 223	7.6		
24	D	Robert Svehla	FLA	82	9	40	49	64	23	3	0	1	0 143	6.3		
27	RW	Scott Mellanby	FLA	77	18	28	46	126	14	6	0	2	1 134	13.4		
21	RW	Mark Parrish	FLA	81	26	18	44	39	1	6	0	3	0 152	17.1		
28	D	Jaroslav Spacek	FLA	82	10	26	36	53	7	4	0	1	0 111	9.0		
44	C	Rob Niedermayer	FLA	81	10	23	33	46	-5	1	0	4	0 135	7.4		
4	D	Bret Hedican	FLA	76	6	19	25	68	4	2	0	1	0 58	10.3		
13	LW	Oleg Kvasha	FLA	78	5	20	25	34	3	2	0	0	0 110	4.5		
26	RW	Ray Sheppard	FLA	47	10	10	20	4	-4	5	0	2	0 74	13.5		
7	D	Mike Wilson	FLA	60	4	16	20	35	10	0	0	2	0 65	6.2		
19	RW	Radek Dvorak	FLA	35	7	10	17	6	5	0	0	1	0 67	10.4		
18	LW	Cam Stewart	FLA	65	9	7	16	30	-2	0	0	3	0 52	17.3		
12	C	*Ryan Johnson	FLA	66	4	12	16	14	1	0	0	0	0 44	9.1		
3	D	Paul Laus	FLA	77	3	8	11	172	-1	0	0	0	0 44	6.8		
9	C	Len Barrie	FLA	14	4	6	10	6	4	0	0	0	0 15	26.7		
Total			60	9	14	23	62	9	0	0	0	0	61	14.8		
8	LW	Peter Worrell	FLA	48	3	6	9	169	-7	2	0	1	0 45	6.7		
16	C	Mike Sillinger	FLA	13	4	4	8	16	-1	2	0	1	0 20	20.0		
Total			80	23	29	52	102	-30	8	3	2	0	146	15.8		
2	D	Lance Pitlick	FLA	62	3	5	8	44	7	0	0	1	0 26	11.5		
22	D	Todd Simpson	FLA	82	1	6	7	202	5	0	0	0	0 50	2.0		
5	D	*Filip Kuba	FLA	13	1	5	6	2	-3	1	0	1	0 16	6.3		
16	RW	*Ivan Novoseltsev	FLA	14	2	1	3	8	-3	2	0	0	0 8	25.0		
12	LW	Alex Hicks	FLA	8	1	2	3	4	3	0	0	0	0 6	16.7		
6	D	*Dan Boyle	FLA	13	0	3	3	4	-2	0	0	0	0 9	.0		
29	G	Mike Vernon	FLA	34	0	3	3	2	0	0	0	0	0 0	.0		
Total			49	0	3	3	2	0	0	0	0	0	0 0	.0		
48	LW	*Marcus Nilson	FLA	9	0	2	2	2	2	0	0	0	0 6	.0		
45	D	*Brad Ference	FLA	13	0	2	2	46	2	0	0	0	0 10	.0		
32	G	Rich Shulmistra	FLA	1	0	0	0	0	0	0	0	0	0 0	.0		
48	LW	*Dave Duerden	FLA	2	0	0	0	0	0	0	0	0	0 1	.0		
47	C	Craig Ferguson	FLA	3	0	0	0	0	-2	0	0	0	0 2	.0		
40	C	*Eric Boguneicki	FLA	4	0	0	0	2	-1	0	0	0	0 5	.0		
48	LW	*Dwayne Hay	FLA	6	0	0	0	2	-2	0	0	0	0 3	.0		
1	G	Sean Burke	FLA	7	0	0	0	2	0	0	0	0	0 0	.0		
23	C	Chris Wells	FLA	13	0	0	0	14	-5	0	0	0	0 5	.0		
30	G	Mikhail Shtalenkov	FLA	15	0	0	0	2	0	0	0	0	0 0	.0		
Total			30	0	3	3	4	0	0	0	0	0	0 0	.0		
15	D	*John Jakopin	FLA	17	0	0	0	26	-2	0	0	0	0 1	.0		
37	G	Trevor Kidd	FLA	28	0	0	0	0	0	0	0	0	0 0	.0		
GOALTENDERS			GP	W	L	T	GAA	MINS	EN	SO	GA	SA	SV%	G	A	PIM
		Rich Shulmistra	1	1	0	0	1.00	60	0	0	1	21	.952	0	0	0
30		Mikhail Shtalenkov	15	8	4	2	2.31	882	0	0	34	369	.908	0	0	2
29		Mike Vernon	34	18	13	2	2.47	2019	2	1	83	1020	.919	0	3	2
1		Sean Burke	7	2	5	0	2.58	418	2	0	18	208	.913	0	0	2
7		Trevor Kidd	28	14	11	2	2.63	1574	0	1	69	809	.915	0	0	0
FLA TOTALS			82	43	33	6	2.53	4965	4	2	209	2431	.914			

\*\*Denotes Home Sellout

#### GAMEDATEOPPONENTRESULTSCORERECORDATTENDANCE

1	Oct. 2	WASHINGTON	W	4-3	1-0-0-0	16,767
2	Oct. 6	LOS ANGELES	W	4-2	2-0-0-0	13,751
3	Oct. 9	DETROIT	T	2-2	2-0-1-0	18,239
4	Oct. 12	@Montreal	W	2-1	3-0-1-0	19,380
5	Oct. 13	@Toronto	L	2-3	3-1-1-0	18,765
6	Oct. 16	ANAHEIM	W-OT	3-2	4-1-1-0	14,854
7	Oct. 20	VANCOUVER	W	5-2	5-1-1-0	14,585
8	Oct. 22	CALGARY	L-OT	2-3	5-1-1-1	14,423
9	Oct. 24	@Philadelphia	L	0-2	5-2-1-1	19,301
10	Oct. 27	NY ISLANDERS	W	6-3	6-2-1-1	14,342
11	Oct. 29	@Buffalo	L-OT	2-3	6-2-1-2	17,503
12	Oct. 30	@Ottawa	L	0-5	6-3-1-2	15,239
13	Nov. 3	@Edmonton	T	2-2	6-3-2-2	13,646
14	Nov. 5	@Vancouver	L	2-3	6-4-2-2	17,055
15	Nov. 6	@Calgary	W	6-3	7-4-2-2	15,735
16	Nov. 10	ATLANTA	W	4-1	8-4-2-2	14,745
17	Nov. 13	BUFFALO	W	3-1	9-4-2-2	16,221
18	Nov. 17	@Colorado	W	2-1	10-4-2-2	18,001
19	Nov. 18	@St. Louis	L	0-3	10-5-2-2	16,619
20	Nov. 20	PITTSBURGH	W-OT	2-1	11-5-2-2	16,349
21	Nov. 24	PHILADELPHIA	L	1-6	11-6-2-2	16,624
22	Nov. 26	NY RANGERS	W	6-2	12-6-2-2	17,276
23	Nov. 27	ATLANTA	W	3-0	13-6-2-2	14,618
24	Dec. 3	@Atlanta	L	1-2	13-7-2-2	18,545
25	Dec. 4	WASHINGTON	W	2-1	14-7-2-2	14,805
26	Dec. 8	@Phoenix	W	6-1	15-7-2-2	14,891
27	Dec. 10	@Dallas	L	3-4	15-8-2-2	17,001
28	Dec. 11	@Nashville	W	4-2	16-8-2-2	16,257
29	Dec. 15	NASHVILLE	W	3-2	17-8-2-2	13,793

30	Dec. 17	@Buffalo	W	4-2	18-8-2-2	16,753
31	Dec. 18	@Pittsburgh	W	5-2	19-8-2-2	15,498
32	Dec. 20	TORONTO	L	4-6	19-9-2-2	16,794
33	Dec. 22	ATLANTA	T	3-3	19-9-3-2	15,154
34	Dec. 26	@Carolina	L-OT	3-4	19-9-3-3	13,940
35	Dec. 27	@Tampa Bay	W	6-1	20-9-3-3	16,802
36	Dec. 30	@Chicago	L	1-2	20-10-3-3	17,752
37	Jan. 1	TAMPA BAY	W	7-5	21-10-3-3	17,802
38	Jan. 5	@Anaheim	W	5-1	22-10-3-3	13,024
39	Jan. 6	@Los Angeles	L	2-4	22-11-3-3	14,114
40	Jan. 8	@San Jose	W	4-2	23-11-3-3	17,483
41	Jan. 12	NY ISLANDERS	W	4-3	24-11-3-3	14,602

# 2000-01

RECORD: 22-38-13-9 (66 POINTS)

FINISH: 3RDGENERAL MANAGER: BRYAN MURRAY/  
BILL TORREY

COACH: TERRY MURRAY/DUANE SUTTER

SOUTHEAST DIVISION

EASTERN CONFERENCE FINISH: 12TH CAPTAIN: SCOTT MELLANBY

\*Indicates Rookie  
#Indicates Traded  
Player

	NO	POSNAME	GP	G	A	PTS	+/-	PIM	PP	SH	GW	GT	SHTS	PCTG	
10	RW	Pavel Bure	FLA	82	59	33	92	-2	58	19	0	0	384	15.4	
25	C	Viktor Kozlov	FLA	82	14	24	37	0	10	0	0	0	139	10.1	
18	LW	Marcus Nilson	FLA	78	12	24	36	0	74	0	0	0	141	18.5	
16	C	#Mike Sillinger	FLA	55	13	20	33	0	44	0	2	2	100	13.0	
44	LW	Rob Niedermayer	FLA	67	12	24	36	0	50	0	0	0	115	10.4	
14	LW	#Ray Whitney	FLA	43	10	21	29	-16	28	0	0	0	115	18.3	
11	C	Kevyn Adams	FLA	12	8	16	20	0	5	0	0	0	81	9.5	
		CBJ	FLA	68	11	16	29	0	52	0	1	1	81	10.5	
13	C	Vaclav Prospal	FLA	24	4	12	16	0	10	0	0	0	108	5.9	
		OTT	FLA	40	2	7	22	0	22	0	0	0	126	3.2	
24	D	Robert Svehla	FLA	82	5	24	28	0	25	0	0	0	126	5.0	
29	D	Anders Eriksson	FLA	80	2	21	21	0	28	0	0	0	80	10.5	
		CHI	FLA	12	0	2	2	0	2	0	0	0	19	2.0	
		Total	FLA	73	2	24	26	-2	30	1	0	0	99	2.0	
17	LW	Greg Adams	FLA	80	11	12	23	0	10	0	0	0	66	16.7	
9	C	Len Barrie	FLA	60	1	12	23	0	13	0	1	1	66	10.4	
26	D	Dan Boyle	FLA	70	8	18	22	-14	28	0	0	0	108	4.8	
21	D	Bret Hedican	FLA	43	6	10	20	0	17	0	1	1	108	4.8	
12	RW	*Denis Shvidki	FLA	48	6	10	16	0	10	0	0	0	126	21.0	
8	LW	Olli Jokinen	FLA	76	6	10	16	-2	24	0	0	0	126	3.0	
27	RW	#Peter Worrell	FLA	40	6	9	9	0	40	0	0	0	108	6.3	
27	RW	#Scott Mellanby	FLA	36	3	11	10	0	4	0	0	0	108	3.3	
39	RW	Igor Larionov	FLA	38	6	6	6	0	16	0	0	0	126	6.3	
39	RW	*Ivan Novoseltsev	FLA	43	3	6	6	0	16	0	0	0	126	3.3	
36	D/W	*Serge Payer	FLA	25	1	4	4	0	74	0	0	0	26	14.3	
36	D/W	*Igor Tetarenko	FLA	25	1	4	4	0	74	0	0	0	26	3.8	
28	D	#Todd Simpson	FLA	12	2	2	2	0	6	0	0	0	26	9.5	
28	D	#Jaroslav Spacek	FLA	25	2	2	2	0	6	0	0	0	26	5.6	
15	D/W	Paul Laus	FLA	60	2	2	2	0	62	0	0	0	26	4.3	
49	D	*John Jakopin	FLA	68	1	2	2	0	42	0	0	0	24	4.2	
49	D	Lance Pitlick	FLA	30	0	2	2	0	4	0	0	0	14	2.0	
49	D	Yan Golubovsky	FLA	30	0	2	2	0	4	0	0	0	14	2.0	
41	LW	*Lance Ward	FLA	6	1	0	0	0	14	0	0	0	17	20.0	
41	LW	*Andrej Podkonicky	FLA	14	0	0	0	-10	2	0	5	5	5	20.0	
45	D	*Brad Ference	FLA	19	0	1	1	0	25	0	0	0	20	0.0	
37	D	Mike Wilson	FLA	42	0	1	1	-7	25	0	0	0	26	0.0	
37	D	Trevor Kidd	FLA	1	0	0	0	0	6	0	0	0	0	0.0	
37	RW	Paul Brousseau	FLA	1	0	0	0	0	0	0	0	0	0	0.0	
23	RW	Rocky Thompson	FLA	3	0	0	0	0	19	0	0	0	0	0.0	
43	RW	#David Emma	FLA	6	0	0	0	-1	0	0	0	0	6	0.0	
35	D	Peter Ratchuk	FLA	8	0	0	0	-1	0	0	0	0	11	0.0	
1	G	*Roberto Luongo	FLA	47	0	0	0	0	2	0	0	0	0	0.0	
1	GOALTENDERS	GP	W	L	T	GAA	MINS	EN	SO	GA	SA	SV%	G	A	PIM
37	*Roberto Luongo	47	12	24	7	2.44	2628	6	3	107	1333	920	0	0	2
	*Trevor Kidd	42	10	23	6	3.31	2354	5	3	130	1217	893	0	1	6
	FLA TOTALS	82	22	47	13	2.95	5006	6	6	246	246	2559	904	1	6

## GAMEDATEOPPONENTRESULTSCORERECORDATTENDANCE

\*\*Denotes Home Sellout

1	Oct. 6	VANCOUVER	L	3-4-0-0-1	17,535
2	Oct. 9	@Boston	L	2-4-0-1-0-1	14,415
3	Oct. 13	CAROLINA	T	2-2-0-1-1-1	13,764
4	Oct. 18	@Phoenix	L-OT	1-2-0-1-1-2	12,862
5	Oct. 20	Colorado	L	1-5-0-2-1-2	18,007
6	Oct. 22	Minnesota	T	0-0-0-2-2-2	18,064
7	Oct. 25	NEW JERSEY	L	1-2-0-3-2-2	13,791
8	Oct. 27	Nashville	T	3-3-0-3-3-2	15,143
9	Oct. 28	OTTAWA	W	3-1-1-3-3-2	14,501
10	Oct. 30	New Jersey	L-OT	5-6-1-3-3-3	13,168
11	Nov. 1	NY ISLANDERS	L	0-3-1-4-3-3	13,371
12	Nov. 4	WASHINGTON	L	2-3-1-5-3-3	14,656
13	Nov. 8	MONTREAL	L	2-4-1-6-3-3	14,028
14	Nov. 10	CALGARY	T	3-3-1-6-4-3	14,085
15	Nov. 13	ATLANTA	L	1-4-1-7-4-3	13,686
16	Nov. 15	@Carolina	W	4-1-2-7-4-3	11,088
17	Nov. 17	Columbus	W	3-0-3-7-4-3	17,615
18	Nov. 18	@Ottawa	L	2-5-3-8-4-3	18,204
19	Nov. 21	@Montreal	W	4-1-4-8-4-3	19,009
20	Nov. 24	Tampa Bay	L	1-2-4-9-4-3	19,424
21	Nov. 25	TAMPA BAY	W-OT	2-1-5-9-4-3	15,612
22	Nov. 29	CAROLINA	L-OT	1-2-5-9-4-4	13,008
23	Dec. 1	DETROIT	L	1-35-10-4-4	17,013
24	Dec. 2	@St. Louis	L	2-55-11-4-4	19,364
25	Dec. 4	@Toronto	T	4-45-11-5-4	19,144
26	Dec. 6	NY ISLANDERS	L	1-45-12-5-4	13,034
27	Dec. 8	@Atlanta	L-OT	3-45-12-5-5	15,002
28	Dec. 9	Colorado	L	2-45-13-5-5	15,290
29	Dec. 13	@Detroit	T	3-35-13-6-5	19,995
30	Dec. 15	Pittsburgh	W	4-16-13-6-5	15,004
31	Dec. 16	@Buffalo	L	2-36-14-6-5	17,403
32	Dec. 18	NY Rangers	L	3-66-15-6-5	18,200
33	Dec. 20	PITTSBURGH	T	2-26-15-7-5	13,992
34	Dec. 22	NEW JERSEY	L	0-26-16-7-5	14,428
35	Dec. 23	Washington	L	3-56-17-7-5	15,001
36	Dec. 27	PHILADELPHIA	L	2-56-18-7-5	16,160
37	Dec. 29	BOSTON	W	3-07-18-7-5	15,336
38	Dec. 30	TORONTO	L	1-47-19-7-5	17,874
39	Jan. 3	@Anaheim	L-OT	2-37-19-7-6	11,396
40	Jan. 4	@Los Angeles	W	4-38-19-7-6	14,137
41	Jan. 6	San Jose	L	1-38-20-7-6	17,496

42	Jan. 9	@ Carolina	L	3-78-21-7-6	8,732
43	Jan. 12	CAROLINA	T	2-28-21-8-6	12,727
44	Jan. 13	PHILADELPHIA	L	1-48-22-8-6	16,105
45	Jan. 15	DALLAS	W	2-09-22-8-6	13,238
46	Jan. 17	@Chicago	L	0-59-23-8-6	12,750
47	Jan. 19	@Buffalo	L	0-19-24-8-6	18,690
48	Jan. 20	Philadelphia	L	3-59-25-8-6	19,682
49	Jan. 22	@Boston	W	3-210-25-8-6	14,770
50	Jan. 24	Washington	L	1-210-26-8-6	16,780
51	Jan. 26	OTTAWA	L-OT	4-510-26-8-7	12,958
52	Jan. 27	TAMPA BAY	W-OT	3-211-26-8-7	14,612
53	Jan. 30	Tampa Bay	L	3-411-27-8-7	11,752
54	Jan. 31	BUFFALO	W	5-212-27-8-7	13,003
55	Feb. 7	MINNESOTA	W	2-113-27-8-7	12,422
56	Feb. 9	NY RANGERS	L	2-413-28-8-7	17,273
57	Feb. 10	@Atlanta	W	7-314-28-8-7	18,196
58	Feb. 14	PHOENIX	W	4-315-28-8-7	12,785
59	Feb. 16	BOSTON	W	2-116-28-8-7	15,196
60	Feb. 19	ST. LOUIS	W	3-017-28-8-7	14,305
61	Feb. 21	@Pittsburgh	L-OT	2-317-28-8-8	16,958
62	Feb. 22	@Ottawa	L	2-417-29-8-8	18,500
63	Feb. 24	@NY Islanders	L	4-517-30-8-8	13,224
64	Feb. 26	New Jersey	L	3-517-31-8-8	14,114
65	Feb. 28	@NY Rangers	L	2-417-32-8-8	18,200
66	Mar. 2	ATLANTA	L	3-417-33-8-8	15,171
67	Mar. 3	@Atlanta	T	2-217-33-9-8	16,331
68	Mar. 7	SAN JOSE	T	3-317-33-10-8	812,855
69	Mar. 9	COLUMBUS	L-OT	6-717-33-10-9	13,358
70	Mar. 11	@NY Islanders	W	4-318-33-10-9	15,178
71	Mar. 14	EDMONTON	T	2-218-33-11-9	13,100
72	Mar. 16	PITTSBURGH	L	3-618-34-11-9**	19,250
73	Mar. 17	TORONTO	L	3-518-35-11-9	16,205
74	Mar. 20	@Montreal	T	3-318-35-12-9	920,080
75	Mar. 21	@Toronto	W	3-119-35-12-9	919,309
76	Mar. 23	WASHINGTON	W	4-120-35-12-9	914,354
77	Mar. 28	MONTREAL	T	2-220-35-13-9	914,239
78	Mar. 30	TAMPA BAY	L	2-420-36-13-9	915,937
79	Apr. 2	BUFFALO	L	3-520-37-13-9	913,211
80	Apr. 3	@Philadelphia	W	2-121-37-13-9	919,565
81	Apr. 5	@Washington	L	0-321-38-13-9	914,727
82	Apr. 7	NY RANGERS	W	3-022-38-13-9	918,389

RECORD: 22-44-10-6 (60 POINTS)  
GENERAL MANAGER: BILL TORREY/  
CHUCK FLETCHER (INTERIM)

COACH: DUANE SUTTER/MIKE KEENAN  
EASTERN CONFERENCE FINISH: 14TH

SOUTHEAST DIVISION FINISH: 4TH  
CAPTAIN: PAUL LAUS/PAVEL BURE

2001-02

\*Indicates Rookie

		NO	POS	NAME	GP	G	A	PTS	+/-	PIM	PP	SH	GWGT	SHTS		
44	D	Sandis Ozolinsh	FLA	37	10	19	29	-3	24	2	0	1	0	101	9.9	
		CAR	46	4	19	23	-4	34	1	0	0	0	71	5.6		
		Total	83	14	38	52	-7	58	3	0	1	0	172	8.1		
10	RW	#Pavel Bure	FLA	56	22	27	49	-14	56	9	1	1	1	238	9.2	
22	LW	*Kristian Huselius	FLA	79	23	22	45	-4	14	6	1	3	0	169	13.6	
18	LW	Marcus Nilson	FLA	81	14	19	33	-14	55	6	1	2	0	147	9.5	
28	C	Jason Wiemer	FLA	70	11	20	31	-4	178	5	1	1	0	115	9.6	
39	RW	Ivan Novoseltsev	FLA	70	13	16	29	-10	44	1	1	5	0	109	11.9	
12	C	Olli Jokinen	FLA	80	9	20	29	-16	98	3	1	0	1	153	5.9	
24	D	Robert Svehla	FLA	82	7	22	29	-19	87	3	0	0	0	119	5.9	
14	LW	*Niklas Hagman	FLA	78	10	18	28	-6	8	0	1	2	0	134	7.5	
25	C	Viktor Kozlov	FLA	50	9	18	27	-16	20	6	0	1	0	143	6.3	
20	RW	Valeri Bure	FLA	31	8	10	18	-3	12	2	0	1	0	100	8.0	
45	D	Brad Ference	FLA	80	2	15	17	-13	254	0	0	0	0	65	3.1	
26	RW	*Pierre Dagenais	FLA	26	7	1	8	-5	4	2	0	0	2	47	14.9	
		NJ	16	3	3	6	-5	4	1	0	1	0	30	10.0		
		Total	42	10	4	14	-10	8	3	0	1	2	77	13.0		
16	C	#Kevyn Adams	FLA	44	4	8	12	-3	28	0	0	1	0	71	5.6	
43	C	Byron Ritchie	FLA	31	5	6	11	-2	34	2	0	0	1	55	9.1	
		CAR	4	0	0	0	0	2	0	0	0	0	5	.0		
		Total	35	5	6	11	-2	36	2	0	0	1	60	8.3		
55	D	Igor Ulanov	FLA	14	0	4	4	-3	11	0	0	0	0	9	.0	
		NYR	39	0	6	6	-4	53	0	0	0	0	17	.0		
		Total	53	0	10	10	-7	64	0	0	0	0	26	.0		
11	LW	#Bill Lindsay	FLA	63	4	7	11	-11	117	0	0	1	0	63	6.3	
4	D	#Bret Hedican	FLA	31	3	7	10	-4	12	0	0	0	0	46	6.5	
8	LW	Peter Worrell	FLA	79	4	5	9	-15	354	0	0	1	0	65	6.2	
29	D	#Darren Van Impe	FLA	36	1	6	7	3	31	1	0	1	0	27	3.7	
3	D	Paul Laus	FLA	45	4	3	7	1	157	0	1	0	0	39	10.3	
26	D	#Dan Boyle	FLA	25	3	3	6	-1	12	1	0	0	0	31	9.7	
49	D	Lance Ward	FLA	68	1	4	5	-20	131	0	0	0	0	39	2.6	
17	C	Ryan Johnson	FLA	29	1	3	4	-5	10	0	0	0	0	24	4.2	
38	LW	*Eric Beaudoin	FLA	8	1	3	4	-2	4	0	0	1	0	11	9.1	
5	D	#Jeff Norton	FLA	29	0	4	4	-5	8	0	0	0	0	13	.0	
21	RW	Denis Shvidki	FLA	8	1	2	3	-4	2	0	0	0	0	11	9.0	
19	C	*Stephen Weiss	FLA	7	1	1	2	0	0	1	0	0	0	0	15	6.7
2	D	Lance Pitlick	FLA	35	1	1	2	-14	12	0	0	0	0	15	6.7	
32	LW	*Ryan Jardine	FLA	8	0	2	2	0	2	0	0	0	0	6	.0	
42	D	Brad Norton	FLA	22	0	2	2	-2	45	0	0	0	0	6	.0	
36	D/W	Joey Tetarenko	FLA	38	1	0	1	-5	123	0	0	0	0	10	10.0	
37	G	Trevor Kidd	FLA	33	0	1	1	0	0	0	0	0	0	0	.0	
1	G	Roberto Luongo	FLA	58	0	1	1	0	2	0	0	0	0	0	.0	
23	D	*Kyle Rossiter	FLA	2	0	0	0	-1	2	0	0	0	0	0	.0	
42	C	Matt Herr	FLA	3	0	0	0	-2	0	0	0	0	0	1	.0	
31	G	Wade Flaherty	FLA	4	0	0	0	0	0	0	0	0	0	0	.0	
33	RW	*David Morisset	FLA	4	0	0	0	0	-7	5	0	0	0	0	2	.0
29	D	*Lukas Krajicek	FLA	5	0	0	0	0	0	0	0	0	0	3	.0	
23	RW	*Rocky Thompson	FLA	6	0	0	0	0	12	0	0	0	0	1	.0	
41	C	*Nick Smith	FLA	15	0	0	0	-1	0	0	0	0	0	2	.0	

\*\*Denotes Home Sellout

	GOALTENDERS	GP	W	L	T	GAA	MINS	EN	SO	GA	SA	SV%	G	A	PIM	
1	Roberto Luongo	58	30	30	2.77	16	33	4	4	4	140	1653	.915	0	1	2
31	Wade Flaherty	4	245	2.94	2	1	1	0	0	12	148	.919	0	0	0	0
37	Trevor Kidd	33	1683	3.21	4	16	5	4	1	90	857	.895	0	1	0	0

#### GAMEDATE OPPONENT RESULT SCORE RECORD ATTENDANCE

1	Oct. 4@ Philadelphia	L	2-5	0-1	0-0	19,545
2	Oct. 6NY ISLANDERS	L	0-3	0-2	0-0	**19,250
3	Oct. 7@Tampa Bay	W	5-0	1-2	0-0	12,658
4	Oct. 10 OTTAWA	L	0-2	1-3	0-0	14,651
5	Oct. 13PHILADELPHIA	L	2-5	1-4	0-0	16,547
6	Oct. 16@Vancouver	T-OT	2-2	1-4	1-0	16,859
7	Oct. 18 @Calgary	L	1-3	1-5	1-0	15,093
8	Oct. 20@Edmonton	L	2-6	1-6	1-0	16,839
9	Oct. 24WASHINGTON	OT-3	4-1	6-1	1-1	14,064
10	Oct. 26LOS ANGELES	W	3-2	2-6	1-1	18,093
11	Oct. 28@Pittsburgh	T-OT	2-2	2-6	2-1	16,449
12	Oct. 30@NY Islanders	L	2-3	2-7	2-1	9,271
13	Oct. 31@NY Rangers	W	3-1	3-7	2-1	17,114
14	Nov. 3NY RANGERS	L	3-5	3-8	2-1	18,238
15	Nov. 7PITTSBURGH	W	2-0	4-8	2-1	16,164
16	Nov. 10PHILADELPHIA	OT-2	3-4	8-2	2-2	17,977
17	Nov. 12 BUFFALO	L	3-5	4-9	2-2	13,392
18	Nov. 14 TORONTO	L	2-34	10-2	2-2	15,374
19	Nov. 16 @Buffalo	W	2-0	5-10	2-2	17,568
20	Nov. 17@Montreal	L-OT	0-15	10-2	3	19,923
21	Nov. 19 @Toronto	L	1-5	5-11	2-3	19,219
22	Nov. 21 ANAHEIM	W	6-06	11-2	3	15,232
23	Nov. 24NEW JERSEY	L	1-5	6-12	2-3	18,875
24	Nov. 27@Colorado	L	1-4	6-13	2-3	18,007
25	Nov. 29@Minnesota	L	0-6	6-14	2-3	18,064
26	Dec. 1 ATLANTA	L	2-5	6-15	2-3	15,032
27	Dec. 5COLUMBUS	W	2-0	7-15	2-3	13,419
28	Dec. 8 CAROLINA	L	2-3	7-16	2-3	15,774
29	Dec. 12 @Carolina	L	1-4	7-17	2-3	10,281
30	Dec. 14@New Jersey	W	3-2	8-17	2-3	14,211
31	Dec. 15@NY Islanders	W	3-1	9-17	2-3	13,315
32	Dec. 17@NY Rangers	L	2-4	9-18	2-3	17,784
33	Dec. 19WASHINGTON	W	5-2	10-18	2-3	215,245
34	Dec. 22 ST. LOUIS	L	0-2	10-19	2-3	317,504
35	Dec. 26 @Atlanta	T-OT	3-3	10-19	3-3	314,051
36	Dec. 28 BOSTON	L	1-7	10-20	3-3	317,391
37	Dec. 29 TORONTO	W	4-2	11-20	3-3	**19,250
38	Dec. 31 ATLANTA	W	4-3	12-20	3-3	314,164
39	Jan. 2@Los Angeles	L	1-3	12-21	3-3	317,006
40	Jan. 4 @Anaheim	W	2-1	13-21	3-3	310,696
41	Jan. 5 @San Jose	L	0-6	13-22	3-3	317,496

REGULAR SEASON RECORDS

RECORD: 24-36-13-9 (70 POINTS)  
GENERAL MANAGER: RICK DUDLEY

COACH: MIKE KEENAN SOUTHEAST DIVISION FINISH: 4TH  
EASTERN CONFERENCE FINISH: 13TH CAPTAIN: NO CAPTAIN

\*Indicates Rookie  
#Indicates Traded Player

2002-03

NO	POS	NAME	FLA	GP	G	A	PTS	+/-	PIM	PP	SH	GW	GTS	HTS	PCTG
12	C	Olli Jokinen	FLA	81	36	29	81	-17	79	13	3	6	0	240	15.0
25	RW	Viktor Kozlov	FLA	74	39	33	85	-8	18	0	0	0	0	239	19.0
27	LW	Kristian Huselius	FLA	78	26	23	52	-20	20	0	0	0	0	187	10.0
18	LW	Marcus Nilsson	FLA	80	15	19	31	-9	31	7	0	0	0	187	10.0
16	C	Matt Cullen	ANA	80	7	14	14	-4	17	0	0	0	0	177	11.0
		TOTAL		300	136	106	333	-44	225	23	3	6	0	54	11.7
39	RW	Ivan Novoseltsev	FLA	80	13	20	27	-10	30	0	0	0	0	131	8.0
27	RW	*Jaroslav Bednar	FLA	78	10	17	20	-4	4	0	0	0	0	115	7.0
		TOTAL		158	23	37	47	-14	34	0	0	0	0	246	15.0
20	RW	#Valeri Bure	FLA	46	7	21	14	-11	10	3	0	0	0	150	13.0
44	D	#Sandis Ozolinsh	FLA	51	7	19	14	-16	40	0	0	0	0	138	9.0
14	LW	Niklas Hagman	FLA	80	8	15	16	-1	20	0	0	0	0	138	9.0
9	C	*Stephen Weiss	FLA	77	0	12	0	-1	17	0	0	0	0	110	6.0
4	D	*Jay Bouwmeester	FLA	82	0	12	0	-20	14	0	0	0	0	110	6.0
6	D	Andreas Lilja	FLA	17	0	13	0	-5	14	0	0	0	0	113	13.0
		TOTAL		56	14	44	14	-36	56	0	0	0	0	53	7.0
56	D	Ivan Majesky	FLA	82	4	0	8	-18	92	0	0	0	0	52	9.0
7	D	Pavel Trnka	ANA	24	0	0	0	-1	24	0	0	0	0	33	5.0
		TOTAL		46	4	0	8	-19	116	0	0	0	0	85	14.0
34	D	Mathieu Biron	FLA	34	3	1	6	-18	14	1	0	0	0	28	15.0
32	LW	Stephane Matteau	FLA	23	1	1	2	-8	27	0	0	0	0	14	4.0
25	D	#Brad Ference	FLA	60	2	2	4	-1	118	0	0	0	0	41	7.0
36	D	#Dmitry Yushkevich	FLA	23	1	1	2	-1	14	0	0	0	0	23	13.0
17	C	#Ryan Johnson	FLA	33	2	2	4	-15	26	0	0	0	0	21	11.0
21	RW	Dennis Shvidki	FLA	23	1	1	2	-7	15	0	0	0	0	11	4.0
8	LW	Peter Worrell	FLA	60	2	2	4	-14	193	0	0	0	0	24	8.0
20	LW	Jeff Forns	FLA	23	1	1	2	-1	1	0	0	0	0	11	4.0
49	RW/D	#Lance Ward	STL	36	0	0	0	-4	78	0	0	0	0	24	8.0
		TOTAL		200	0	0	0	-4	88	0	0	0	0	24	8.0
19	C	Byron Ritchie	FLA	30	0	0	0	-4	19	0	0	0	0	20	20.0
5	D	Branislav Mezei	FLA	11	2	2	4	-7	10	0	0	0	0	10	5.0
55	D	Igor Ulanov	FLA	56	0	0	0	-7	39	0	0	0	0	10	5.0
38	D	Igor Kraychuk	FLA	10	0	0	0	-3	4	0	0	0	0	11	10.0
23	RW	Juraj Kolnik	FLA	10	0	0	0	-3	0	0	0	0	0	11	10.0
38	LW	Eric Beaudoin	FLA	15	0	0	0	-7	25	0	0	0	0	11	10.0
25	RW	Jim Campbell	FLA	1	0	0	0	0	0	0	0	0	0	1	1.0
28	D	Jamie Rivers	FLA	1	0	0	0	0	0	0	0	0	0	1	1.0
		TOTAL		10	0	0	0	0	0	0	0	0	0	0	0.0
36	RW	#Joey Tetarenko	FLA	2	0	0	0	-1	4	0	0	0	0	0	0.0
33	D	*Kyle Rossiter	FLA	1	0	0	0	-1	4	0	0	0	0	0	0.0
26	RW	Pierre Dagenais	FLA	1	0	0	0	-1	4	0	0	0	0	0	0.0
24	LW	Darcy Hordichuk	PHX	25	0	0	0	-1	82	0	0	0	0	0	0.0
		TOTAL		28	0	0	0	-2	97	0	0	0	0	0	0.0
1	GOALTENDERS	GP	W	L	T	GAA	MINS	EN	SO	GA	SA	SV%	G	A	PIM
30	Roberto Luongo	65	36	27	2	2.71	34	7	0	164	2011	.918	0	0	0
	Jani Huumo	28	17	5	4	2.88	171	0	0	89	707	.909	0	0	0
	FLA TOTALS	82	50	21	2	2.83	45	13	7	237	2725	.913	0	0	0

\*\*Denotes Home Sellout

GAMEDATE OPPONENTRESULTSCORERECORDATTENDANCE

1	10/10	TAMPA BAY	L-OT	3-4	0-0-0-1	18,013
2	10/12	@Atlanta	W	5-4	1-0-0-1	18,545
3	10/15	@Minnesota	L	1-4	1-1-0-1	18,064
4	10/17	@Chicago	L	1-4	1-2-0-1	10,192
5	10/19	@Columbus	L	1-4	1-3-0-1	17,424
6	10/21	ATLANTA	W	3-2	2-3-0-1	12,144
7	10/23	@Toronto	W	4-1	3-3-0-1	18,781
8	10/24	@NY Islanders	L	3-5	3-4-0-1	12,234
9	10/26	WASHINGTON	T	1-1	3-4-1-1	14,913
10	10/28	TAMPA BAY	L	1-6	3-5-1-1	13,244
11	10/30	@Dallas	W	3-2	4-5-1-1	18,532
12	11/2	ATLANTA	L	1-3	4-6-1-1	13,722
13	11/6	PITTSBURGH	W	4-3	5-6-1-1	14,244
14	11/7	@Washington	L-OT	1-2	5-6-1-2	15,604
15	11/9	CALGARY	W	3-0	6-6-1-2	14,794
16	11/11	CHICAGO	T	2-2	6-6-2-2	12,974
17	11/13	@Philadelphia	T	1-1	6-6-3-2	18,834
18	11/14	@Ottawa	L-OT	2-3	6-6-3-3	13,323
19	11/16	SAN JOSE	L	7-3	6-7-3-3	16,322
20	11/19	@Atlanta	L-OT	3-4	6-7-3-4	9,012
21	11/20	NY ISLANDERS	T	3-3	6-7-4-4	14,444
22	11/22	@Phoenix	T	3-3	6-7-5-4	11,377
23	11/24	@Anaheim	T	4-4	6-7-6-4	13,254
24	11/27	@Los Angeles	W	5-2	7-7-6-4	16,782
25	11/30	VANCOUVER	L	2-5	7-8-6-4	15,313
26	12/4	CAROLINA	W	4-2	8-8-6-4	10,944
27	12/6	@Carolina	W	2-0	9-8-6-4	17,006
28	12/7	EDMONTON	L	0-4	9-9-6-4	14,144
29	12/10	PHILADELPHIA	L	2-5	10-10-6-4	12,622
30	12/13	NY ISLANDERS	T	3-3	9-10-7-4	14,313
31	12/18	TORONTO	T	2-2	9-10-8-4	12,444
32	12/20	@Buffalo	W	3-0	10-10-8-4	10,752
33	12/21	@Boston	T	3-10	10-9-4	13,208
34	12/23	NASHVILLE	L-OT	2-3	10-10-9-5	13,344
35	12/27	DALLAS	L	0-4	11-11-9-5	**19,250
36	12/28	NY RANGERS	L-OT	1-2	11-11-9-6	**19,250
37	12/30	@NY Islanders	L-OT	1-2	11-11-9-7	15,238
38	1/1	@New Jersey	W	2-1	11-11-9-7	13,044
39	1/2	@Colorado	W	4-1	11-11-9-7	18,007
40	1/4	@Vancouver	L	2-3	12-12-9-7	18,422
41	1/8	DETROIT	L-OT	1-2	12-12-9-8	**19,250

42	1/10	NEW JERSEY	L	1-2	12-13-9-8	16,144
43	1/11	@Washington	L	2-1	12-14-9-8	16,687
44	1/13	@New Jersey	L	2-6	12-15-9-8	10,191
45	1/15	BOSTON	W	3-0	13-15-9-8	13,844
46	1/18	PITTSBURGH	W	3-0	14-15-9-8	18,313
47	1/20	MONTREAL	L	2-3	14-16-9-8	**19,250
48	1/22	OTTAWA	L	1-2	14-17-9-8	13,944
49	1/24	@Carolina	L	1-3	14-18-9-8	15,346
50	1/25	CAROLINA	W	3-2	15-18-9-8	16,122
51	1/28	@Montreal	L	3-6	15-19-9-8	20,025
52	1/30	@Detroit	T	2-2	15-19-10-8	20,058
53	2/5	TORONTO	L	0-6	15-20-10-8	13,944
54	2/6	@Pittsburgh	W	6-0	16-20-10-8	12,231
55	2/8	TAMPA BAY	T	4-4	16-20-11-8	14,522
56	2/12	NY RANGERS	L	1-3	16-21-11-8	15,834
57	2/14	BOSTON	L-OT	5-6	16-21-11-9	14,813
58	2/15	WASHINGTON	L	1-2	16-22-11-9	16,144
59	2/18	@Montreal	W	3-0	17-22-11-9	21,026
60	2/20	@Ottawa	W	4-3	18-22-11-9	15,250
61	2/22	@Philadelphia	W	4-2	19-22-11-9	19,433
62	2/24	BUFFALO	T	2-2	19-22-12-9	11,944
63	2/26	ANAHEIM	L	1-2	19-23-12-9	14,644
64	2/27	@Tampa Bay	L	1-3	19-24-12-9	14,192
65	3/1	@NY Rangers	L	2-5	19-25-12-9	18,200
66	3/3	@Toronto	W	2-1	20-25-12-9	19,294
67	3/5	COLORADO	L	1-3	20-26-12-9	15,913
68	3/7	@Atlanta	W	2-1	21-26-12-9	14,224
69	3/8	BUFFALO	L	0-4	21-27-12-9	**19,250
70	3/10	@NY Rangers	W	2-1	22-27-12-9	18,200
71	3/12	MONTREAL	L	0-4	22-28-12-9	15,844
72	3/15	@Boston	L	1-4	22-29-12-9	15,576
73	3/16	@Pittsburgh	W	4-2	23-29-12-9	16,958
74	3/19	MINNESOTA	L	1-3	23-30-12-9	15,344
75	3/22	OTTAWA	L	1-3	23-31-12-9	18,613
76	3/24	NEW JERSEY	L	1-4	23-32-12-9	16,644
77	3/26	@Buffalo	L	1-2	23-33-12-9	11,235
78	3/27	@St. Louis	L	1-2	23-34-12-9	19,903
79	3/29	@Tampa Bay	T	1-1	23-34-13-9	19,420
80	4/1	@Washington	L	0-3	23-35-13-9	17,745
81	4/4	CAROLINA	W	4-1	24-35-13-9	16,544
82	4/6	PHILADELPHIA	L	2-6	24-36-13-9	**19,250



RECORD: 28-35-15-4 (75 POINTS)  
GENERAL MANAGER: RICK DUDLEY

COACH: MIKE KEENAN/RICK DUDLEY/JOHN TORCHETTI  
EASTERN CONFERENCE FINISH: 13TH CAPTAIN: NO CAPTAIN

SOUTHEAST DIVISION FINISH: 4TH

\*Indicates Rookie

2003-04

NO	POS	NAME	GP	G	A	PTS	+/-	PIM	PP	SH	GW	GT	SHTS	PCTG		
12	C	Olli Jokinen	FLA	82	26	32	58	-16	81	8	2	4	8	280	9.3	
8	RW	#Valeri Bure	FLA	55	25	45	50	-20	20	0	0	0	175	11.4		
26	D	Mike Van Ryn	FLA	79	13	24	37	-16	52	0	0	0	136	9.6		
22	LW	Kristian Huselius	FLA	76	10	21	31	-6	24	0	0	0	188	6.4		
9	C	Stephen Weiss	FLA	50	12	17	29	-10	10	0	2	2	117	14.6		
25	RW	#Viktor Kozlov	FLA	48	11	16	27	-4	16	3	0	0	82	9.4		
13	RW	Juraj Kolnik	FLA	53	14	11	28	-7	14	2	0	0	100	10.0	14.0	
14	LW	Niklas Hagman	FLA	52	10	13	23	-7	22	2	0	2	123	12.1		
16	C	*Nathan Horton	FLA	52	14	18	28	-5	57	0	0	0	85	24.1	17.3	
4	C	Jay Bouwmeester	FLA	61	18	20	38	-15	30	0	0	0	85	24.1		
17	C	Matt Cullen	FLA	56	6	6	13	-19	24	0	0	0	0	75	8.0	
18	LW	#Marcus Nilson	FLA	82	6	6	13	-9	24	0	0	2	0	110	5.5	
7	D	Lyle Odelein	FLA	82	4	4	8	-7	88	0	0	0	0	67	6.0	
2	D	Pavel Trnka	FLA	67	2	2	4	-2	51	0	0	0	0	66	4.5	
28	RW	Donald Audette	MTL	23	3	3	6	-9	16	0	0	0	0	41	7.3	
TOTAL 51																
34	C	Mathieu Biron	FLA	57	10	13	23	-13	51	0	0	0	65	47.0		
19	C	Byron Ritchie	FLA	50	3	6	6	-10	84	0	2	0	0	50	6.0	
11	RW	Mikael Samuelsson	FLA	33	3	6	6	-8	33	0	0	0	0	38	10.5	
40	C	Vaclav Nedorost	FLA	32	4	4	8	-6	90	0	0	0	0	38	3.8	
6	C	Andreas Lilja	FLA	29	7	7	14	-4	80	0	0	0	0	26	6.0	
23	D	*Lukas Krajicek	FLA	18	0	0	0	-4	12	0	0	0	16	6.0		
5	D	Branslav Mezei	FLA	45	1	1	2	-4	80	0	0	0	0	26	6.0	
38	LW	Eric Beaudoin	FLA	30	2	2	4	-6	12	0	0	0	0	30	6.7	
39	RW	Ivan Novoseltsev	FLA	17	2	2	4	-6	0	0	0	0	0	4	17.6	
27	RW	Christian Berglund	NJ	23	3	3	6	-6	0	0	0	0	0	17	17.6	
TOTAL 33																
24	LW	Darcy Hordichuk	FLA	57	0	0	0	-10	158	0	0	0	0	27	11.1	
29	LW	Eric Messier	FLA	21	0	0	0	-16	0	0	0	0	0	0	0	
20	C	#Craig MacDonald	FLA	34	0	0	0	-25	0	0	0	0	0	0	0	
1	G	Roberto Luongo	FLA	72	0	0	0	0	0	0	0	0	0	100	0	
20	RW	*Kamil Piro	ATL	14	1	1	2	-4	4	0	0	0	0	9	5.3	
TOTAL 17																
27	RW	#Jaroslav Bednar	FLA	13	1	1	2	-4	4	0	0	0	0	16.7		
20	LW	*Josh Olson	FLA	5	0	0	0	-4	0	0	0	0	0	0	0	
23	LW	Lee Goren	FLA	1	0	0	0	-4	0	0	0	0	0	0	0	
41	C	#Mike Green	FLA	11	0	0	0	0	0	0	0	0	0	0	0	
21	RW	Denis Shvidki	FLA	2	0	0	0	0	0	0	0	0	0	0	0	
33	D	*Kristian Kudroc	FLA	2	0	0	0	0	0	0	0	0	0	0	0	
44	C/LW	*Gregory Campbell	FLA	2	0	0	0	0	0	-1	5	0	0	0	0	
0	D	*Grant McNeill	FLA	3	0	0	0	0	0	0	0	0	0	0	0	
32	D	*Kyle Rossiter	FLA	4	0	0	0	-1	0	0	0	0	0	0	0	
36	D	*Ty Jones	FLA	6	0	0	0	0	0	0	0	0	0	0	0	
GOALTENDERS																
1		Roberto Luongo	GP	W	L	T	GAA	MINS	EN	SO	GA	SA	SV%	G	A	PIM
31		Steve Shields	72	25	33	14	2.43	4252	7	7	172	2475	.931	0	0	2
		FLA TOTALS	82	28	39	15	2.93	4984	7	7	214	2821	.922	0	3	8

\*\*Denotes Home Sellout

GAMEDATE OPPONENT RESULTS SCORE RECORD ATTENDANCE

1	10/9	Carolina	W	3-1	1-0-0-0	17,212
2	10/11	Boston	T-OT	1-1	1-0-1-0	13,168
3	10/13	@ Carolina	T-OT	2-2	1-0-2-0	10,223
4	10/15	Phoenix	L	1-2	1-1-2-0	10,069
5	10/18@	NY Islanders	L	1-2	1-2-2-0	16,295
6	10/20@	NY Rangers	L	1-3	1-3-2-0	17,351
7	10/22@	New Jersey	W	2-1	2-3-2-0	10,016
8	10/24	Minnesota	L	3-4	2-4-2-0	15,539
9	10/25	@ Atlanta	W	3-2	3-4-2-0	16,680
10	10/29@	Philadelphia	L	1-5	3-5-2-0	18,961
11	10/30	@ Ottawa	W	3-2	4-5-2-0	17,086
12	11/1	San Jose	L	2-6	4-6-2-0	13,412
13	11/5	Los Angeles	L	2-3	4-7-2-0	13,276
14	11/7	Pittsburgh	W	6-3	5-7-2-0	18,161
15	11/8	@ St. Louis	L	0-2	5-8-2-0	18,484
16	11/11	Tampa Bay	W	4-0	6-8-2-0	13,214
17	11/13@	New Jersey	L	1-3	6-9-2-0	10,202
18	11/15@	Pittsburgh	W	3-2	7-9-2-0	11,004
19	11/16	@ Atlanta	L	2-5	7-10-2-0	13,523
20	11/19	NY Islanders	L	1-4	7-11-2-0	13,012
21	11/21	Atlanta	L	3-6	7-12-2-0	13,417
22	11/22@	Washington	W-OT	3-2	8-12-2-0	15,002
23	11/24	Buffalo	W	2-1	9-12-2-0	12,927
24	11/26	NY Rangers	T-OT	3-3	9-12-3-0	19,076
25	11/28	@ Buffalo	L	3-4	9-13-3-0	15,776
26	11/29	@ Montreal	T-OT	1-1	9-13-4-0	20,428
27	12/3	Ottawa	L	0-4	9-14-4-0	11,520
28	12/6	Atlanta	L-OT	3-4	9-14-4-1	14,545
29	12/10	Boston	T-OT	1-1	9-14-5-1	17,465
30	12/12	Montreal	W	4-2	10-14-5-1	15,742
31	12/13	@ Nashville	T-OT	2-2	10-14-6-1	14,079
32	12/15	@ Detroit	L	1-4	10-15-6-1	20,066
33	12/17	Washington	T-OT	2-2	10-15-7-1	13,437
34	12/19	Dallas	W	1-0	11-15-7-1	14,623
35	12/22	@ Ottawa	L-OT	2-3	11-15-7-2	17,189
36	12/23	@ Toronto	L	2-5	11-16-7-2	19,360
37	12/27	Anaheim	W	3-2	12-16-7-2	18,007
38	12/29	Toronto	T-OT	4-4	12-16-8-2	**19,250
39	12/31@	Tampa Bay	T-OT	2-2	12-16-9-2	15,234
40	1/2	Philadelphia	L	1-2	12-17-9-2	17,872

41	1/3	Columbus	W	1-0	13-17-9-2	15,87
42	1/8@	Philadelphia	W-OT	4-3	14-17-9-2	19,221
43	1/10	@ Calgary	L	2-4	14-18-9-2	16,809
44	1/11@	Vancouver	T-OT	2-2	14-18-10-2	18,630
45	1/13@	Edmonton	L	2-4	14-19-10-2	16,839
46	1/17	Tampa Bay	W	2-1	15-19-10-2**	19,250
47	1/19	St. Louis	L-OT	1-2	15-19-10-3	15,202
48	1/21	Colorado	L	5-6	15-20-10-3	16,832
49	1/23	Washington	W	4-1	16-20-10-3	18,452
50	1/24	@ Boston	W	2-1	17-20-10-3	16,814
51	1/26@	NY Rangers	L	2-5	17-21-10-3	17,741
52	1/28	Philadelphia	T-OT	3-3	17-21-11-3	17,227
53	1/31@	NY Islanders	L	2-4	17-22-11-3	16,234
54	2/3	@ San Jose	L	0-3	17-23-11-3	14,438
55	2/4	@ Phoenix	W-OT	5-4	18-23-11-3	13,792
56	2/10	Montreal	W	2-1	19-23-11-3	17,104
57	2/12	Pittsburgh	W	5-1	20-23-11-3	15,863
58	2/14@	Tampa Bay	L	2-3	20-24-11-3	18,888
59	2/16	@ Carolina	L	1-3	20-25-11-3	10,328
60	2/18	@ Buffalo	T-OT	1-2	20-25-12-3	13,110
61	2/20@	Pittsburgh	W	2-0	21-25-12-3	11,917
62	2/21@	Washington	T-OT	2-2	21-25-13-3	15,257
63	2/23	@ Boston	W	2-0	22-25-13-3	15,384
64	2/25	Toronto	W	4-0	23-25-13-3	18,561
65	2/27	Washington	L	1-4	23-26-13-3**	19,250
66	2/29	@ Chicago	T-OT	2-2	23-26-14-3	12,177
67	3/2@	Washington	W	1-0	24-26-14-3	12,628
68	3/3	New Jersey	L	2-5	24-27-14-3	18,621
69	3/6	Tampa Bay	L	3-5	24-28-14-3	17,509
70	3/9	@ Toronto	L	0-5	24-29-14-3	19,335
71	3/11	@ Montreal	W-OT	3-2	25-29-14-3	21,273
72	3/13	NY Rangers	W-OT	3-2	26-29-14-3**	19,250
73	3/17	NY Islanders	W	6-4	27-29-14-3	15,107
74	3/19	@ Atlanta	L	2-3	27-30-14-3	17,116
75	3/20	Buffalo	L	1-2	27-31-14-3	18,504
76	3/23	New Jersey	L-OT	3-4	27-31-14-4	15,334
77	3/25	@ Carolina	L	2-3	27-32-14-4	12,521
78	3/27	Atlanta	L	0-3	27-33-14-4	17,204
79	3/29	Carolina	W	3-1	28-33-14-4	11,209
80	3/31	Ottawa	L	4-5	28-34-14-4	15,876
81	4/1@	Tampa Bay	L	3-4	28-35-14-4	17,726
82	4/4	Carolina	T-OT	6-6	28-35-15-4	16,207

REGULAR SEASON RECORDS

RECORD: 37-34-11 (85 POINTS)  
GENERAL MANAGER: MIKE KEENAN

COACH: JACQUES MARTIN SOUTHEAST DIVISION FINISH: 4TH  
EASTERN CONFERENCE FINISH: 11TH CAPTAIN: OLLI JOKINEN

\*Indicates Rookie  
#Indicates Traded  
Player

NO.	POS	PLAYERTEAM	GP	TOI	G	A	PTS	-/+	PIM	PP	SH	GW	GT	S	PCTG
12	C	Olli Jokinen FLA	82	20:29	38	51	89	14	88	14	1	9	4	351	10.8
25	C	Joe Nieuwendyk FLA	65	16:22	26	30	56	-2	46	7	0	3	1	195	13.3
15	C	Jozef Stumpel FLA	74	17:46	15	37	52	11	26	3	1	1	0	115	13
16	R	Nathan Horton FLA	71	16:53	28	19	47	8	89	3	0	1	0	162	17.3
4	D	Jay Bouwmeester FLA	82	25:29	5	41	46	1	79	0	0	0	0	189	2.6
23	L	Martin Gelas FLA	82	15:58	17	24	41	27	80	4	0	3	0	186	9.1
10	L	Gary Roberts FLA	58	16:45	14	26	40	4	51	4	0	1	0	122	11.5
77	C	Chris Gratton FLA	76	15:43	17	22	39	6	104	4	1	2	0	135	12.6
26	D	Mike Van Ryn FLA	80	22:35	8	29	37	15	90	3	0	2	1	154	5.2
13	R	Juraj Kolnik FLA	77	14:18	15	20	35	1	40	4	1	3	0	145	10.3
11	R	Jonathan Sim PHI	39	10:58	7	7	14	-6	28	4	0	2	0	80	8.8
		FLA	33	12:27	10	8	18	-7	26	4	0	3	0	91	11.0
		Totals	72	11:39	17	15	32	-7	54	8	0	5	0	172	9.9
55	D	Ric Jackman PIT	49	18:21	6	22	28	-20	46	3	0	1	0	95	6.3
		FLA	15	14:03	1	1	2	0	6	0	0	0	0	25	4.0
		Totals	64	17:20	7	23	30	-20	52	3	0	1	0	120	5.8
9	C	Stephen Weiss FLA	41	15:15	9	12	21	-2	22	5	0	1	1	74	12.2
85	L	*Rostislav Olesz FLA	59	14:51	8	13	21	-4	24	0	1	3	0	105	7.6
22	D	Sean Hill FLA	78	20:09	2	18	20	3	80	1	0	0	0	110	1.8
2	D	Lukas Krajicek FLA	67	18:30	2	14	16	1	50	2	0	0	0	89	2.2
20	D	Joel Kwiatkowski FLA	73	16:20	4	8	12	3	86	1	0	1	1	87	4.6
44	LW	*Gregory Campbell FLA	64	8:38	3	6	9	-11	40	0	0	0	0	59	5.1
22	R	#Kristian Huselius FLA	24	14:43	5	3	8	-11	4	2	0	0	0	57	8.8
7	D	Steve Montador CGY	7	11:49	1	0	1	0	11	0	0	0	0	13	7.7
		FLA	51	14:04	1	5	6	4	68	0	0	0	0	42	2.4
		Totals	58	13:48	2	5	7	4	79	0	0	0	0	55	3.6
14	L	#Niklas Hagman FLA	30	13:59	2	4	6	-8	2	0	0	0	0	52	3.8
43	L	Serge Payer FLA	71	9:53	2	4	6	-7	26	0	0	0	0	70	2.9
21	D	Alexei Semenov EDM	11	10:49	1	1	2	-3	17	0	0	0	0	3	33.3
		FLA	16	12:33	1	1	2	-1	21	1	0	0	0	13	7.7
		Totals	27	11:50	2	2	4	-4	38	1	0	0	0	16	12.5
42	C	Mikhail Yakubov CHI	10	12:00	1	2	3	0	8	0	0	1	0	11	9.1
		FLA	13	7:49	0	1	1	-1	4	0	0	0	0	16	0.0
		Totals	23	9:38	1	3	4	-1	12	0	0	1	0	27	3.7
57	R	*Anthony Stewart FLA	10	7:12	2	1	3	2	2	1	0	0	0	16	12.5
33	D	#Eric Cairns FLA	23	7:48	0	1	1	1	37	0	0	0	0	11	0.0
51	R	*Rob Glogke FLA	18	7:17	1	0	1	0	6	0	0	0	0	18	5.6
5	D	Branislav Mezei FLA	16	19:16	0	1	1	3	37	0	0	0	0	13	0
40	C	*Greg Jacina FLA	11	5:50	0	1	1	-1	4	0	0	0	0	10	0
33	D	Jamie Allison NSH	20	7:59	0	1	1	-6	45	0	0	0	0	3	0
		FLA	7	11:48	0	0	0	0	11	0	0	0	0	4	0
		Totals	27	8:58	0	1	1	-6	56	0	0	0	0	7	0
7	D	Alexander Karpovtsev FLA	6	11:04	0	0	0	-3	4	0	0	0	0	4	0
37	C	#*Petr Taticek FLA	3	5:50	0	0	0	0	0	0	0	0	0	3	0
No.	Goaltender	GPI	MINS	AVG	W	L	OT	SO	GA	SA	SV%	G	A	PIM	
1	Roberto Luongo	754	304	472.97	35	30	9	4	213	2488	.914	0	3	2	
29	Jamie McLennan	1767	750	3.01	2	4	2	0	34	906	0	0	0		
	FLA TOTALS	92	4982	2.99	37	34	11	4	247	2848	.910	0	3	2	
1	GOALTENDERS	GP	W	L	T	GAA	MINS	EN	SO	GA	SA	SV%	G	A	PIM
30	Roberto Luongo	65	3627	2.71	20	34	7	7	6	164	2011	.918	0	0	4
	Jani Hurme	28	1376	2.88	4	11	6	0	1	66	707	.907	0	0	2
	FLA TOTALS	82	5021	2.83	24	45	13	7	7	237	2725	.913	0	0	6

\*\*Denotes Home Sellout

GAMEDATE OPPONENTRESULTSCORERECORDATTENDANCE

1	10/05	Atlanta	W	2-001-00-00	**19,250
2	10/07	Tampa Bay	W	2-002-00-00	18,512
3	10/08@	Tampa Bay	L	1-202-01-00	20,933
4	10/10@	NY Islanders	W	3-103-01-00	11,256
5	10/13	Boston	L	2-503-02-00	15,617
6	10/15	Buffalo	W	3-204-02-00	17,426
7	10/17@	NY Rangers	L	0-404-03-00	16,351
8	10/18@	New Jersey	L	3-404-04-00	11,166
9	10/20	Washington	W	3-205-04-00	11,716
10	10/25@	Pittsburgh	OTW	4-306-04-00	14,636
11	10/27@	Philadelphia	OTL	4-506-04-01	19,533
12	10/31	@ Toronto	Ly	1-206-05-01	19,143
13	11/01	@ Montreal	OTL	4-506-05-02	21,273
14	11/03	@ Boston	L	1-406-06-02	15,102
15	11/05	@ Carolina	L	0-206-07-02	16,015
16	11/09	NY Rangers	SOL	3-406-07-03	16,406
17	11/11	Carolina	L	0-106-08-03	17,124
18	11/12@	Philadelphia	L	4-506-09-03	19,654
19	11/15	@ Montreal	OTL	3-406-09-04	21,273
20	11/17	@ Ottawa	L	1-406-10-04	18,650
21	11/19	NY Islanders	L	3-506-11-04	16,763
22	11/23	New Jersey	L	1-506-12-04	15,203
23	11/25	Pittsburgh	W	6-307-12-04	18,124
24	11/26	@ Atlanta	L	4-707-13-04	14,032
25	11/28	Toronto	L	1-207-14-04	11,215
26	12/01	Washington	W	3-208-14-04	10,092
27	12/03	Chicago	OTW	4-309-14-04	17,212
28	12/05	Ottawa	L	3-609-15-04	10,883
29	12/07	@ Dallas	L	3-409-16-04	17,377
30	12/08	@ San Jose	L	2-609-17-04	16,007
31	12/10@	Los Angeles	L	1-309-18-04	16,827
32	12/13	Nashville	W	7-310-18-04	14,827
33	12/15	Detroit	OTW	3-211-18-04	17,716
34	12/17	@ Atlanta	L	1-211-19-04	14,086
35	12/18@	Washington	W	3-212-19-04	10,829
36	12/22	Buffalo	W	4-113-19-04	17,823
37	12/23	@ Carolina	L	3-413-20-04	15,444
38	12/26	Philadelphia	SOL	2-313-20-05	18,791
39	12/28	Boston	W	6-414-20-05	18,904
40	12/30	Montreal	W	2-115-20-05	**19,250
41	01/01	@ Buffalo	W	2-116-20-05	18,690
Game Date Opponent Result Score Record Attendance					
42	01/03@	New Jersey	L	0-316-21-05	10,039
43	01/04@	NY Islanders	OTL	3-416-21-06	10,285
44	01/07@	NY Rangers	L	0-416-22-06	18,200

45	01/08@	Washington	SOW	4-317-22-06	11,407
46	01/12	St. Louis	W	3-118-22-06	15,081
47	01/14	Columbus	OTL	4-518-22-07	17,991
48	01/19	@ Phoenix	L	3-618-23-07	13,195
49	01/21	@ Anaheim	L	0-118-24-07	17,011
50	01/24@	Tampa Bay	OTW	3-219-24-07	19,900
51	01/25	Carolina	SOL	3-419-24-08	12,517
52	01/27	New Jersey	W	4-020-24-08	18,506
53	01/30	Toronto	L	2-420-25-08	16,802
54	02/03	Atlanta	W	5-221-25-08	17,146
55	02/04	@ Atlanta	L	4-621-26-08	18,652
56	02/07@	Washington	W	5-022-26-08	15,852
57	02/11	@ Buffalo	L	3-522-27-08	18,690
58	02/28@	Tampa Bay	W	8-223-27-08	19,805
59	03/02	Montreal	L	0-123-28-08	16,701
60	03/03	@ Carolina	L	2-523-29-08	18,094
61	03/06	@ Atlanta	SOL	3-423-29-09	12,702
62	03/08	Ottawa	W	6-224-29-09	15,196
63	03/10	Carolina	W	5-325-29-09	13,941
64	03/11	Carolina	OTW	4-326-29-09	16,862
65	03/15	Philadelphia	L	0-426-30-09	15,614
66	03/17	NY Islanders	W	4-227-30-09	16,444
67	03/18@	Washington	SOW	4-328-30-09	15,042
68	03/20	Tampa Bay	OTW	6-529-30-09	13,071
69	03/22	Washington	W	3-230-30-09	14,802
70	03/24	NY Rangers	SOW	3-231-30-09	18,851
71	03/27	@ Boston	SOW	4-332-30-09	13,665
72	03/29@	Pittsburgh	W	5-333-30-09	14,024
73	03/31	@ Carolina	L	2-333-31-09	17,693
74	04/01	Tampa Bay	W	4-234-31-09	18,109
75	04/03@	Tampa Bay	L	1-434-32-09	19,802
76	04/05	Atlanta	L	2-534-33-09	13,207
77	04/07	Pittsburgh	L	1-534-34-09	14,776
78	04/09	Tampa Bay	W	6-335-34-09	13,046
79	04/11	@ Toronto	OTL	5-635-34-10	19,371
80	04/13	@ Ottawa	OTW	5-436-34-10	19,173
81	04/15	Washington	SOL	1-236-34-11	17,842
82	04/18	Atlanta	OTW	2-137-34-11	17,228

RECORD: 35-31-16 (86 POINTS)  
GENERAL MANAGER: JACQUES MARTIN

COACH: JACQUES MARTIN SOUTHEAST DIVISION FINISH: 3RD  
EASTERN CONFERENCE FINISH: 12TH CAPTAIN: OLLI JOKINEN

\*Indicates Rookie  
#Indicates Traded Player

2006-07

NO.	POS	PLAYER	TEAM	GP	TOI	G	A	PTS	-/+	PIM	PP	SH	GW	-T	S	PCTG
12	C	Olli Jokinen	FLA	82	20:31	39	52	91	18	78	9	1	8	1	351	11.1
16	L	Nathan Horton	FLA	82	18:03	31	31	62	15	61	7	1	3	1	217	14.3
15	R	Jozsef Stumpel	FLA	73	19:07	23	34	57	2	22	9	2	4	0	131	17.6
9	C	Stephen Weiss	FLA	74	17:06	20	28	48	-1	28	10	0	1	0	176	11.4
23	L	Martin Gelin	FLA	82	13:25	14	30	44	7	36	7	0	1	1	171	8.2
4	D	Jay Bouwmeester	FLA	82	26:08	12	30	42	23	66	3	0	0	3	0	174
6.9	L	Ville Peltonen	FLA	72	16:25	17	20	37	7	28	4	0	0	0	145	11.7
77	C	Chris Gratton	FLA	81	12:05	13	22	35	1	94	1	0	1	0	131	9.9
24	D	Ruslan Salei	FLA	82	23:19	6	26	32	-13	102	2	0	0	0	148	4.1
85	L	Rostislav Olesz	FLA	75	15:30	11	19	30	2	28	2	0	2	0	164	6.7
26	D	Mike Van Ryn	FLA	78	21:08	4	25	29	-5	64	1	0	0	0	121	3.3
13	R	Juraj Kolnik	FLA	64	12:05	11	14	25	2	18	0	0	1	0	113	9.7
5	D	Bryan Allen	FLA	82	21:35	4	21	25	7	112	0	0	0	0	99	4
46	L	*David Booth	FLA	48	9:33	3	7	10	0	12	0	0	1	0	86	3.5
11	C	Gregory Campbell	FLA	79	10:33	6	3	9	-10	66	0	1	0	0	103	5.8
7	D	Steve Montador	FLA	72	13:08	1	1	8	9	1	119	0	0	0	0	88
1.1	C	Joe Nieuwendyk (Ret.)	FLA	15	13:23	5	3	8	-4	4	2	0	2	0	0	30
16.7	D	Alexei Semenov	FLA	23	12:22	0	5	5	9	28	0	0	0	0	0	23
21	D	#Noah Welch	PIT	22	13:56	1	1	2	1	22	0	0	0	0	14	7.1
6	D	#Noah Welch	FLA	21	3:56	1	0	1	3	2	0	0	0	0	4	
25		Totals	24	13:56	2	1	3	4	24	0	0	0	0	0	18	11.1
38	C	*Janis Sprukts	FLA	13	6:19	1	2	3	1	2	0	0	0	0	10	10
2	D	Branislav Mezei	FLA	45	15:57	0	0	3	3	5	55	0	0	0	0	24
0	C	*Drew Larman	FLA	16	7:23	2	0	2	-3	2	0	0	0	0	15	13.3
50	C	*Kamil Kreps	FLA	14	11:13	1	1	2	-1	6	0	0	0	0	20	
5	R	*Rob Globke	FLA	19	6:04	0	1	1	-3	0	0	0	0	0	15	
51	R	*Anthony Stewart	FLA	10	6:51	0	1	1	1	1	2	0	0	0	0	8
0	D	*Martin Lojek	FLA	3	8:22	0	1	1	2	0	0	0	0	0	0	
47	C	*Greg Jacina	FLA	3	6:51	0	0	0	-1	2	0	0	0	0	2	
0	R	#Todd Bertuzzi	FLA	7	15:59	1	6	7	-4	13	1	0	0	0	8	12.5
8	D	#Joel Kwiatkowski	FLA	4	9:48	5	5	10	-5	20	1	0	2	0	46	10.9
55	D	#Ric Jackman	FLA	7	13:41	1	0	1	-3	10	0	0	1	0	13	7.7
10	L	#Gary Roberts	FLA	50	16:43	13	16	29	5	71	2	0	3	0	94	
13.8																
No.		Goaltender		GP	IMINS	AVG	W	L	OT	SO	GA	SA	SV%	G	A	PIM
20		Ed Belfour		58	3289	172.77	27	17	0	10	1	152	1550	0.902	0	2
35		Alex Auld		27	1470	313.34	7	13	0	5	1	82	729	0.888	0	1
31		Craig Anderson		5	216	53.221	1	1	0	1	0	8	116	0.931	0	0
		FLA TOTALS		904	976	412.92	35	31	0	16	2	242	2395	0.9	0	3

\*\*Denotes Home Sellout

GAMEDATE OPPONENT RESULT SCORE RECORD ATTENDANCE

1	10/6	BOSTON	W	8-3	1-0-0	19,250*
2	10/7	@ Atlanta	L	0-6	1-1-0	14,239
3	10/9	@ Toronto	L-SO	1-2	1-1-1	19,102
4	10/11	CAROLINA	W	6-3	2-1-1	14,312
5	10/13	TAMPA BAY	W	3-2	3-1-1	15,208
6	10/14	@ Tampa Bay	L	1-4	3-2-1	19,926
7	10/18	@ Washington	L	2-5	3-3-1	10,125
8	10/20	PHILADELPHIA	W	3-2	4-3-1	17,194
9	10/21	@ Atlanta	L	2-4	4-4-1	16,178
10	10/23	ATLANTA	L	3-6	4-5-1	13,102
11	10/25	@ NY Rangers	W	4-2	5-5-1	18,200
12	10/26	@ New Jersey	L	0-2	5-6-1	11,594
13	10/28	@ NY Islanders	L-SO	3-4	5-6-2	10,455
14	10/31	SAN JOSE	L	1-2	5-7-2	10,081
15	11/2	TORONTO	W	4-2	6-7-2	13,233
16	11/8	NY RANGERS	L-SO	3-4	6-7-3	16,893
17	11/10	@ Buffalo	L-OT	4-5	6-7-4	18,690
18	11/11	@ New Jersey	L	2-4	6-8-4	14,112
19	11/13	WASHINGTON	L	1-4	6-9-4	12,108
20	11/16	MONTREAL	W	5-1	7-9-4	13,506
21	11/18	NY ISLANDERS	L	1-4	7-10-4	16,833
22	11/20	@ Boston	W	3-2	8-10-4	11,742
23	11/22	TAMPA BAY	L	4-6	8-11-4	14,516
24	11/24	OTTAWA	L	4-6	8-12-4	16,544
25	11/25	@ Atlanta	L	0-1	8-13-4	17,053
26	11/28	@ Montreal	L-SO	0-1	8-13-5	21,273
27	11/30	@ Ottawa	L	0-6	8-14-5	17,814
28	12/2	ATLANTA	L	1-3	8-15-5	13,333
29	12/5	@ Pittsburgh	W	3-2	9-15-5	12,511
30	12/7	BUFFALO	W	3-1	10-15-5	15,385
31	12/9	@ NY Islanders	L-SO	4-5	10-15-6	12,825
32	12/10	@ NY Rangers	L	1-2	10-16-6	18,200
33	12/12	ANAHEIM	L	4-5	10-17-6	13,140
34	12/14	@ Buffalo	L	1-2	10-18-6	18,690
35	12/16	@ Boston	W	6-3	11-18-6	10,965
36	12/19	@ Toronto	W	7-3	12-18-6	19,444
37	12/21	NY RANGERS	W	3-2	13-18-6	17,556
38	12/23	CAROLINA	L-OT	2-3	13-18-7	16,147
39	12/26	@ Carolina	L	2-4	13-19-7	18,639
40	12/27	PHILADELPHIA	W	3-1	14-19-7	17,771

41	12/29	MONTREAL	W	3-1	15-19-7	**19,772
42	1/2	@ Edmonton	L	1-4	15-20-7	16,839
43	1/4	@ Calgary	L-OT	4-5	15-20-8	19,289
44	1/7	@ Vancouver	L-SO	3-4	15-20-9	18,630
45	1/10	PITTSBURGH	W	5-2	16-20-9	16,098
46	1/11	@ Carolina	L	4-6	16-21-9	13,552
47	1/13	WASHINGTON	W	7-3	17-21-9	15,061
48	1/16	CAROLINA	L-OT	2-3	17-21-10	10,317
49	1/18	TORONTO	L	2-3	17-22-10	12,242
50	1/20	@ Washington	W	4-1	18-22-10	13,877
51	1/27	NEW JERSEY	W	4-2	19-22-10	18,136
52	1/30	@ Pittsburgh	L	0-3	19-23-10	15,405
53	2/1	WASHINGTON	W	6-3	20-23-10	11,300
54	2/3	LOS ANGELES	L	0-7	20-24-10	15,108
55	2/6	@ Colorado	L-OT	4-5	20-24-11	17,065
56	2/8	@ Minnesota	L	2-4	20-25-11	18,568
57	2/10	PHOENIX	W	5-2	21-25-11	15,312
58	2/13	@ Montreal	W	1-0	22-25-11	21,273
59	2/14	@ Ottawa	L	0-4	22-26-11	18,561
60	2/17	TAMPA BAY	W-OT	5-4	23-26-11	17,813
61	2/20	@ Tampa Bay	L-SO	2-3	23-26-12	19,319
62	2/22	PITTSBURGH	L-OT	1-2	23-26-13	17,102
63	2/24	BOSTON	W	7-2	24-26-13	16,816
64	2/27	@ Washington	W-SO	6-5	25-26-13	10,979
65	3/1	DALLAS	W-OT	2-1	26-26-13	11,822
66	3/3	TAMPA BAY	W	6-2	27-26-13	17,299
67	3/6	@ Atlanta	L	2-4	27-27-13	12,566
68	3/8	@ Philadelphia	W	2-1	28-27-13	19,489
69	3/10	ATLANTA	W	3-2	29-27-13	17,927
70	3/13	@ Carolina	L	1-3	29-28-13	18,639
71	3/15	BUFFALO	L	3-5	29-29-13	18,111
72	3/17	NY ISLANDERS	W	8-5	30-29-13	17,078
73	3/20	@ Philadelphia	W	4-1	31-29-13	18,721
74	3/22	OTTAWA	L	2-4	31-30-13	14,202
75	3/24	NEW JERSEY	L-SO	3-4	31-30-14	16,101
76	3/27	@ Tampa Bay	W	5-2	32-30-14	18,856
77	3/28	ATLANTA	W-SO	3-2	33-30-14	12,864
78	3/30	WASHINGTON	W-OT	3-2	34-30-14	15,712
79	4/1	CAROLINA	L-OT	3-4	34-30-15	17,878
80	4/3	@ Washington	L	0-1	34-31-15	16,311
81	4/6	@ Tampa Bay	W	7-2	35-31-15	21,002
82	4/7	@ Carolina	L-OT	4-5	35-31-16	18,639

RECORD: 38-32-9 (85 POINTS)  
GENERAL MANAGER: JACQUES MARTIN

COACH: JACQUES MARTIN SOUTHEAST DIVISION FINISH: 3RD  
EASTERN CONFERENCE FINISH: 11TH CAPTAIN: OLLI JOKINEN

\*Indicates Rookie  
#Indicates Traded  
Player

2007-08

NO.	POS	PLAYERTEAM	GP	TOI	G	A	PTS	-/+	PIM	PP	SH	GW	S	PCTG
12	C	Olli Jokinen FLA	8219:54		34	37	71	-19	67	18	0	5	341	9.97
16	C	Nathan Horton FLA	8218:44		27	35	62	15	85	9	0	3	212	12.74
9	C	Stephen Weiss FLA	7417:35		13	29	42	14	40	4	0	4	132	9.85
10	L	David Booth FLA	7316:10		22	18	40	13	26	1	0	6	228	9.65
4	D	Jay Bouwmeester FLA	8227:28		15	22	37	-5	72	4	0	0	182	8.24
53	C	Brett Mclean FLA	6716:14		14	23	37	-5	34	3	1	1	140	10.00
20	L	Richard Zednik FLA	5417:35		15	11	26	-5	43	6	0	5	140	10.71
85	C	Rostislav Olesz FLA	5617:03		14	12	26	3	16	5	0	2	139	10.07
54	C	*Kamil Krepis FLA	7612:58		8	17	25	10	29	1	0	2	99	8.08
7	D	Steve Montador FLA	73	11:39	8	15	23	1	73	2	0	0	0	96
15	C	Jozef Stumpel FLA	5217:22		7	13	20	-11	10	3	0	1	64	10.94
18	L	Ville Pelttonen FLA	5615:49		5	15	20	-2	20	1	0	0	108	4.63
11	C	Gregory Campbell FLA	8112:26		5	13	18	-12	72	0	2	1	113	4.42
14	R	Radek Dvorak FLA	6715:06		8	9	17	-1	16	0	1	1	146	5.48
21	D	Cory Murphy FLA	4715:23		2	15	17	0	22	1	0	0	65	3.08
5	D	Bryan Allen FLA	7321:17		0	14	16	5	67	0	0	0	67	2.99
6	D	Magnus JohanssonFLA/CHI	4515:45		3	14	14	-5	18	0	0	0	37	0.00
22	D	Jassen Cullimore FLA	6518:04		2	10	13	21	38	0	0	1	55	5.45
3	D	Karlis SkrastinsFLA/COL	6018:36		2	3	5	-11	32	0	0	1	45	4.44
2	D	Branislav Mezei FLA	5714:27		2	2	4	-13	64	0	0	0	38	5.26
41	C	Shawn Matthias FLA	413:07		1	0	2	-2	2	1	0	0	5	40.00
37	L	Tanner Glass FLA	41 4:25		0	1	2	-5	39	0	0	0	11	9.09
26	D	Mike Van Ryn FLA	2017:48		1	2	1	-2	14	0	0	0	16	0.00
33	R	Wade Belak FLA	47 4:04		0	0	1	-2	78	0	0	0	17	5.88
57	C	Anthony Stewart FLA	26 6:08		0	1	1	-1	0	0	0	0	21	0.00
45	C	*David Brine FLA	9 6:02		0	1	1	-1	4	0	0	0	3	0.00
50	C	*Drew Larman FLA	6 5:59		0	1	0	1	2	0	0	0	1	0.00
51	C	*Rob Glokke FLA	9 7:43		0	0	0	-3	2	0	0	0	4	0.00
17	C	Garth Murray FLA	7 6:13		0	0	0	0	19	0	0	0	3	0.00
64	L	*Stefan Meyer FLA	4 2:25		0	0	0	-1	0	0	0	0	0	0.00
27	D	Noah Welch FLA	4 8:04		0	0	0	1	7	0	0	0	0	0.00
47	D	*Martin Lojek FLA	2 6:08		0	0	0	-1	0	0	0	0	2	0.00

8.33

	GOALTENDERS	GPMINS	AVG W	L	OT	SO	GA	SA	SV%	G	A	PIM	
29	Tomas Vokoun	694031	2.68	30	29	8	4	180	2213	.919	0	6	4
31	Craig Anderson	17 935	2.25	8	6	1	2	35	535	.935	0	1	2
	FLA TOTALS	864966	2.60	38	35	9	6	215	2748	.922	0	7	6

\*Indicates Rookie

\*\*Denotes Home Sellout

GAMEDATE OPPONENTRESULTSORECORDATTENDANCE

1	10/4@ NY RANGERS	L	2-5	0-1-0	18,200
2	10/6 NEW JERSEY	L	1-4	0-2-0	**19,250
3	10/10@ TAMPA BAY	L	1-2	0-3-0	18,540
4	10/11 NEW JERSEY	W	3-0	1-3-0	10,847
5	10/13 TAMPA BAY	W	6-4	2-3-0	15,801
6	10/16@ MONTREAL	W	2-1	3-3-0	21,273
7	10/18@ TORONTO	L	2-3	3-4-0	19,349
8	10/20 @ OTTAWA	L	1-4	3-5-0	19,904
9	10/24PHILADELPHIA	W	4-3	4-5-0	12,856
10	10/26 BUFFALO	L	2-4	4-6-0	15,842
11	10/27@ NASHVILLE	L	3-4	4-7-0	15,767
12	10/31 CAROLINA	W	4-2	5-7-0	10,063
13	11/2 @ BUFFALO	W	4-2	6-7-0	18,690
14	11/3@ CAROLINA	L	2-4	6-8-0	17,547
15	11/5 TAMPA BAY	W	4-3	7-8-0	10,149
16	11/@ TAMPA BAY	L	1-3	7-9-0	16,526
17	11/9 ATLANTA	L	1-4	7-10-0	14,268
18	11/12 CAROLINA	L	3-4	7-11-0	12,715
19	11/13 @ ATLANTA	L-OT	2-3	7-11-1	12,599
20	11/15 WASHINGTON	W	2-1	8-11-1	12,101
21	11/17@ CAROLINA	L	1-2	8-12-1	16,962
22	11/19@ WASHINGTON	W	4-3	9-12-1	13,411
23	11/21@ COLUMBUS	W	5-2	10-12-1	13,326
24	11/23 NY RANGERS	W	3-2	11-12-1	**19,250
25	11/28@ WASHINGTON	W	2-1	12-12-1	10,526
26	11/29 BOSTON	L	3-4	12-13-1	14,926
27	12/1 WASHINGTON	L	1-2	12-14-1	14,333
28	12/5 OTTAWA	L	4-5	12-15-1	11,289
29	12/7 NY ISLANDERS	W	3-0	13-15-1	14,502
30	12/11 CALGARY L-SO	L	1-2	13-15-2	12,499
31	12/13 @ ST. LOUIS	W	1-0	14-15-2	14,088
32	12/15 @ DETROIT	L	2-5	14-16-2	20,066
33	12/16 @ CHICAGO	W	3-1	15-16-2	12,926
34	12/18@ MONTREAL	W	3-2	16-16-2	21,273
35	12/20 CAROLINA	W	5-4	17-16-2	15,061
36	12/22 TORONTO L-OT	L	1-2	17-16-3	18,500
37	12/27 @ ATLANTA	W	5-3	18-16-3	16,080
38	12/28 MONTREAL	L	1-5	18-17-3	**19,838
39	12/30PHILADELPIHA	L	0-1	18-18-3	18,767
40	1/2@ NEW JERSEY	L	2-3	18-19-3	14,124
41	1/3@ NY ISLANDERS	W	4-3	19-19-3	11,428

42	1/5@ PITTSBURGH	L	0-3	19-20-3	17,090
43	1/8PITTSBURGH	L	1-3	19-21-3	17,086
44	1/10 @ ATLANTA	W	3-2	20-21-3	14,805
45	1/12 TAMPA BAY	L	3-5	20-22-3	16,578
46	1/13 COLORADO L-SO	L-SO	3-4	20-22-4	13,854
47	1/16@ PHILADELPHIA	L	3-5	20-23-4	19,207
48	1/18@ NEW JERSEY	W	2-1	21-23-4	15,203
49	1/19@ WASHINGTON	L	3-5	21-24-4	16,973
50	1/22 OTTAWA	W	5-3	22-24-4	12,794
51	1/24 EDMONTON L-SO	L-SO	3-4	22-24-5	12,322
52	1/30 BUFFALO	L	0-1	22-25-5	14,024
53	2/1VANCOUVER	W	4-3	23-25-5	17,523
54	2/2@ TAMPA BAY	W	3-2	24-25-5	19,977
55	2/5@ TORONTO	W	8-0	25-25-5	19,430
56	2/7 @ OTTAWA	L	4-5	25-26-5	19,435
57	2/9 @ BOSTON	W	6-3	26-26-5	16,893
58	2/10 @ BUFFALO	L	3-5	26-27-5	18,690
59	2/13 MONTREAL L-OT	L-OT	1-2	26-27-6	17,100
60	2/15WASHINGTON	W	4-2	27-27-6	16,202
61	2/16@ CAROLINA	L	4-5	27-28-6	17,737
62	2/19@ PITTSBURGH	L	2-3	27-29-6	17,075
63	2/21 BOSTON L-SO	L-SO	4-5	27-29-7	14,992
64	2/23@ PHILADELPHIA	W	2-1	28-29-7	19,629
65	2/24@ NY RANGERS	L	0-5	28-30-7	18,200
66	2/27 TORONTO L-SO	L-SO	3-4	28-30-8	14,557
67	2/29 MINNESOTA	L	2-3	28-31-8	16,927
68	3/2@ NY ISLANDERS	W	1-0	29-31-8	15,314
69	3/4 @ BOSTON	W	1-0	30-31-8	14,473
70	3/6PITTSBURGH	W	5-2	31-31-8	17,012
71	3/8 ATLANTA	W	3-2	32-38-8	16,614
72	3/12NY ISLANDERS	W	4-2	33-31-8	15,233
73	3/14NY RANGERS	W	3-2	34-31-8	**19,321
74	3/16 ATLANTA	W	3-1	35-31-8	15,704
75	3/20 CAROLINA L-SO	L-SO	1-2	35-31-9	18,546
76	3/22 TAMPA BAY	W	4-2	36-31-9	18,502
77	3/25@ TAMPA BAY	L	1-3	36-32-9	16,110
78	3/27 ATLANTA	L	2-3	36-33-9	17,301
79	3/29WASHINGTON	L	0-3	36-34-9	17,832
80	4/1 @ ATLANTA	W	3-2	37-34-9	15,453
81	4/4@ CAROLINA	W	4-3	38-34-9	18,680
82	4/5@ WASHINGTON	L	1-3	38-35-9	18,277



RECORD: 41-30-11 (93 POINTS)  
GENERAL MANAGER: JACQUES MARTIN

COACH: PETER DEBOER SOUTHEAST DIVISION FINISH: 3RD  
EASTERN CONFERENCE FINISH: 9TH CAPTAIN: NONE

\*Indicates Rookie  
#Indicates Traded Player

2008-09

	NO.	POS	PLAYER	TEAM	GP	TOI	G	A	PTS	-/+	PIM	PP	SH	GW	S	PCTG	
	9	C	Stephen Weiss	FLA	78	17:48	14	47	61	19	22	4	1	4	154	9.1	
	10	L	David Booth	FLA	72	17:05	31	29	60	10	38	11	0	5	246	12.6	
	61	L	Cory Stillman	FLA	63	16:35	17	32	49	1	37	8	0	2	115	14.8	
	16	C	Nathan Horton	FLA	67	17:51	22	23	45	-5	48	5	1	5	131	16.8	
	67	C	*Michael Frolik	FLA	79	14:48	21	24	45	10	22	1	0	2	158	13.3	
	4	D	Jay Bouwmeester	FLA	82	26:59	15	27	42	-2	68	9	0	2	182	8.2	
	24	D	Bryan McCabe	FLA	69	23:08	15	24	39	-1	41	8	0	3	153	9.8	
	14	R	Radek Dvorak	FLA	81	16:26	15	21	36	0	42	0	4	3	136	11.0	
	2	D	Keith Ballard	FLA	82	22:23	6	28	34	14	72	1	0	1	106	5.7	
	20	R	Richard Zednik	FLA	70	15:35	17	16	33	2	46	3	0	4	153	11.1	
	11	C	Gregory Campbell	FLA	77	16:47	13	19	32	0	76	1	0	1	135	9.6	
	18	L	Ville Peltonen	FLA	79	15:15	12	19	31	6	31	0	0	1	121	9.9	
	55	D	Steve Eminger	PHI/TB/FLA	71	21:36		5	21	26	-3	50	2	0	1	85	5.9
	44	D	Nick Boynton	FLA	68	16:35	5	16	21	7	91	0	0	1	104	4.8	
	53	R	Brett McLean	FLA	80	12:25	7	12	19	-12	29	0	0	2	114	6.1	
	28	C	Kamil Kreps	FLA	66	13:58	4	15	19	2	18	0	1	1	77	5.2	
	3	D	Karlis Skrstins	FLA	80	20:33	4	14	18	9	30	0	0	0	55	7.3	
	22	D	Jassen Cullimore	FLA	68	16:47		2	8	10	-10	37	0	0	0	52	3.8
	85	L	Rostislav Olesz	FLA	37	13:11	4	5	9	-5	8	0	0	0	69	5.8	
	13	R	Anthony Stewart	FLA	59	7:38		2	5	7	-6	34	0	0	0	56	3.6
	74	L	Nick Tarnasky	NSH/FLA	45	7:19		1	6	7	-1	50	0	0	0	38	2.6
	32	R	*Michal Repik	FLA	5	7:31		2	1	0	0	0	0	0	7	28.6	
	41	C	*Shawn Matthias	FLA	16	9:09		0	2	2	-3	2	0	0	0	11	0.00
	5	D	Bryan Allen	FLA	2	27:11		0	1	2	0	0	0	0	5	0.00	
	71	L	*Kenndal McArdle	FLA	3	7:30		0	0	-1	2	0	0	0	1	0.00	
	38	C	Janis Sprukts	FLA	1	12:19		0	0	0	0	0	0	0	1	0.00	
	37	L	*Tanner Glass	FLA	3	6:45		0	0	0	7	0	0	0	1	0.00	
	52	D	*Jason Garrison	FLA	1	11:57		0	0	0	0	0	0	0	0	0	0.00
			GOALTENDERS														
	29		Tomas Vokoun		59	3324	2.49	26	23	6	6	138	1856	.926	0	1	2
	31		Craig Anderson		31	1636	2.71	15	7	5	3	74	977	.924	0	1	2
			FLA TOTALS		90	4960	2.56	41	30	11	9	212	2833	.925	0	2	4

\*Indicates Rookie

\*\*Denotes Home Sellout

GAMEDATE OPPONENT RESULT SCORE RECORD ATTENDANCE

1	10/10@	CAROLINA	L	4-600-01-00	18,680
2	10/11	ATLANTA	W-OT	3-201-01-00	18,401
3	10/16	MINNESOTA	L	2-601-02-00	12,106
4	10/18	NY ISLANDERS	W	2-002-02-00	16,087
5	10/20@	MONTREAL	L	1-302-03-00	21,273
6	10/22	@ OTTAWA	W	3-103-03-00	18,952
7	10/24	SAN JOSE	W	4-304-03-00	15,232
8	10/25	@ ST. LOUIS	L	0-404-04-00	19,150
9	10/30	OTTAWA	L	1-204-05-00	13,567
10	11/01@	NASHVILLE	L-SO	2-304-05-01	14,909
11	11/02	@ ATLANTA	L	3-504-06-01	10,584
12	11/06@	LOS ANGELES	L	2-304-07-01	11,267
13	11/08	@ PHOENIX	L	1-404-08-01	14,807
14	11/09	@ ANAHEIM	W	3-105-08-01	16,951
15	11/12	TAMPA BAY	W	4-006-08-01	12,104
16	11/14	DETROIT	L	2-306-09-01	18,637
17	11/18@	TAMPA BAY	W-SO	4-307-09-01	16,176
18	11/20@	NEW JERSEY	L	1-307-10-01	14,291
19	11/21	@ BOSTON	L	2-407-11-01	16,878
20	11/24	CAROLINA	W	3-208-11-01	11,117
21	11/26	NEW JERSEY	L-OT	2-308-11-02	14,932
22	11/28	NY RANGERS	L-SO	3-408-11-03	18,106
23	11/30@	NY RANGERS	W	4-009-11-03	18,200
24	12/02@	WASHINGTON	W	5-310-11-03	16,792
25	12/04	BUFFALO	W	2-111-11-03	13,123
26	12/06	BOSTON	L	0-411-12-03	16,213
27	12/08	@ OTTAWA	W-OT	4-312-12-03	17,947
28	12/11@	EDMONTON	W	2-013-12-03	16,839
29	12/12	@ CALGARY	W-SO	3-214-12-03	19,289
30	12/14@	VANCOUVER	L	3-514-13-03	18,630
31	12/18@	CAROLINA	L-OT	1-214-13-04	14,533
32	12/21	COLORADO	W	3-015-13-04	16,132
33	12/23	NASHVILLE	W	3-016-13-04	14,703
34	12/26	TAMPA BAY	L-SO	3-416-13-05	16,961
35	12/27@	TAMPA BAY	L	4-616-14-05	18,226
36	12/29	MONTREAL	L	2-516-15-05	**20,741
37	12/31@	NY ISLANDERS	L	2-416-16-05	12,211
38	01/03@	PITTSBURGH	W	6-117-16-05	17,042
39	01/04@	MONTREAL	L-SO	5-617-16-06	21,273
40	01/06@	TORONTO	W	4-218-16-06	19,197
41	01/08	CAROLINA	W	4-219-16-06	10,323

42	01/10	ATLANTA	W	8-420-16-06	14,323
43	01/16	PHILADELPHIA	L-SO	2-320-16-07	17,827
44	01/17@	TAMPA BAY	W	4-321-16-07	17,217
45	01/19	BUFFALO	L-SO	2-321-16-08	12,480
46	01/21	DALLAS	L	1-421-17-08	11,200
47	01/27	PHILADELPHIA	W	3-222-17-08	13,904
48	01/29	MONTREAL	W	5-123-17-08	16,334
49	01/31@	NY ISLANDERS	L	1-323-18-08	13,336
50	02/03@	TORONTO	W-OT	4-324-18-08	19,095
51	02/05	NY ISLANDERS	W	3-225-18-08	14,206
52	02/07@	WASHINGTON	L	1-325-19-08	18,277
53	02/10	TORONTO	W-OT	5-426-19-08	13,764
54	02/12@	CAROLINA	W	5-027-19-08	18,680
55	02/13	NY RANGERS	W-SO	2-128-19-08	17,042
56	02/15	WASHINGTON	L	2-428-20-08	17,279
57	02/17	NEW JERSEY	W	4-029-20-08	14,514
58	02/19	CHICAGO	L	0-429-21-08	16,133
59	02/21	BOSTON	W	2-030-21-08	**19,343
60	02/24	@ BOSTON	L	1-630-22-08	16,781
61	02/26@	NY RANGERS	W	2-131-22-08	18,200
62	02/28@	NEW JERSEY	L	2-731-23-08	16,256
63	03/01@	WASHINGTON	W	6-232-23-08	18,277
64	03/03	@ ATLANTA	W	4-333-23-08	10,329
65	03/05	PITTSBURGH	L	1-433-24-08	18,933
66	03/07	ST. LOUIS	W	5-334-24-08	17,591
67	03/10@	PITTSBURGH	L-SO	3-434-24-09	17,132
68	03/12	@ BUFFALO	L	1-334-25-09	18,690
69	03/14	TAMPA BAY	L-SO	3-434-25-10	17,734
70	03/17	WASHINGTON	L	0-334-26-10	14,650
71	03/19	TORONTO	W	3-135-26-10	15,467
72	03/21	COLUMBUS	L	1-335-27-10	17,032
73	03/23	CAROLINA	L-OT	2-335-27-11	14,304
74	03/25	@ BUFFALO	L	3-535-28-11	18,690
75	03/26@	PHILADELPHIA	W	4-236-28-11	19,631
76	03/28	@ DALLAS	W	6-337-28-11	18,532
77	03/31	OTTAWA	W	5-238-28-11	15,247
78	04/03	ATLANTA	L	1-338-29-11	15,945
79	04/05	PITTSBURGH	W	4-239-29-11	18,232
80	04/07@	PHILADELPHIA	L	1-239-30-11	19,637
81	04/09	@ ATLANTA	W	3-240-30-11	15,738
82	04/11	WASHINGTON	W	7-441-30-11	18,527

REGULAR SEASON RECORDS

RECORD: 32-37-11 (77 POINTS)  
GENERAL MANAGER: RANDY SEXTON  
MCCABE

COACH: PETER DEBOER SOUTHEAST DIVISION FINISH: 5TH  
EASTERN CONFERENCE FINISH: 14TH CAPTAIN: BRYAN

\*Indicates Rookie  
#Indicates Traded  
Player

2009-10

NO.	POS	PLAYERTEAM	GP	TOI	G	A	PTS	-/+	PIM	PP	SH	GW	S	PCTG
9	C	Stephen Weiss FLA	79	19:59	28	32	60	-7	40	12	0	2	180	15.6
16	C	Nathan Horton FLA	65	20:53	20	37	57	-1	42	7	2	4	159	12.6
67	C	Michael Frolik FLA	82	17:28	21	22	43	-4	43	5	0	1	219	9.6
24	D	Bryan McCabe FLA	82	23:19	8	35	43	-4	83	3	0	1	169	4.7
27	C	Steven Reinprecht FLA	82	16:05	16	22	38	-1	18	3	0	1	124	12.9
61	L	Cory Stillman FLA	58	17:34	15	22	37	-3	22	3	0	4	126	11.9
14	R	Radek Dvorak FLA	76	17:26	14	18	32	-7	20	1	3	1	140	10.0
85	L	Rostislav Olesz FLA	78	15:23	14	15	29	-4	28	3	0	3	178	7.9
2	D	Keith Ballard FLA	82	22:24	8	20	28	-7	88	1	0	1	90	8.9
4	D	Dennis Seidenberg FLA	62	22:54	2	21	23	-3	33	1	0	0	116	1.7
44	D	Jordan Leopold FLA	61	22:25	7	11	18	-7	22	1	0	1	69	10.1
19	C	Dominic Moore FLA	48	14:54	8	9	17	-7	35	2	1	0	81	9.9
11	C	Gregory Campbell FLA	60	15:23	2	15	17	-5	53	0	0	1	84	2.4
10	L	David Booth FLA	28	18:07	8	8	16	-3	23	0	0	1	95	8.4
41	C	*Shawn Matthias FLA	55	10:47	7	9	16	-3	10	0	0	2	67	10.4
43	D	*Dmitry Kulikov FLA	68	17:56	3	13	16	-5	32	1	0	0	87	3.4
28	C	Kamil Kreps FLA	76	12:42	5	9	14	-7	18	1	0	1	83	6.0
5	D	Bryan Allen FLA	74	19:09	4	9	13	-8	99	0	1	2	78	5.1
52	D	*Jason Garrison FLA	39	15:08	2	6	8	5	23	0	0	0	24	8.3
65	R	*Victor Oreskovich FLA	50	8:53	2	4	6	-8	26	0	0	0	55	3.6
32	R	*Michal Repik FLA	19	8:34	3	2	5	1	6	0	0	0	23	13.0
6	D	Ville Koistinen FLA	17	7:50	1	3	4	1	8	0	0	0	12	8.3
74	L	Nick Tarnasky FLA	31	6:48	1	2	3	-5	85	0	0	0	19	5.3
41	L	*Kendall McArdle FLA	19	8:53	1	2	3	-4	29	0	0	0	10	10.0
22	C	Jeff Taffe FLA	21	8:25	1	1	2	-1	4	0	0	0	18	5.6
12	R	Byron Bitz FLA	7	11:37	1	1	2	1	2	0	0	0	7	14.3
33	L	Steve MacIntyre FLA	18	3:10	0	1	1	-3	17	0	0	0	3	0.0
5	D	Clay Wilson FLA	21	1:07	0	0	0	-5	0	0	0	0	0	0.0
68	C	*Mike Duco FLA	10	7:43	0	0	0	-3	50	0	0	0	6	0.0
63	R	*Evgeny Dadonov FLA	4	13:13	0	0	0	-1	0	0	0	0	4	0.0
39	D	*Keaton Ellerby FLA	22	5:25	0	0	0	-1	2	0	0	0	5	0.0

	GOALTENDERS	GPMINS	AVG W	L	OT	SO	GA	SA	SV%	G	APIM
29	Tomas Vokoun	79	3695	2.55	23	28	11	7	157	1924	.925
30	Scott Clemmensen	23	1215	2.91	9	8	2	1	59	668	.912
35	*Alexander Salak	2	66	5.37	0	1	0	0	6	40	.850
	FLA TOTALS	104	4976	3.61	32	37	13	8	222	2632	.896

\*\*Denotes Home Sellout

GAMEDATE OPPONENTRESULTSCORERECORDATTENDANCE

1	10/2 @ CHICAGO	W	4-3	1-0-0	12,056
2	10/3 CHICAGO	L	0-4	1-1-0	11,526
3	10/9 @ CAROLINA	L	2-7	1-2-0	13,597
4	10/10 NEW JERSEY	L	2-3	1-3-0	18,802
5	10/12 @ TAMPA BAY	L	2-3	1-4-0	14,126
6	10/16 PHILADELPHIA	W	4-2	2-4-0	12,607
7	10/21 BUFFALO	L	2-5	2-5-0	12,607
8	10/23 @ PITTSBURGH	L	2-3	2-5-1	16,971
9	10/24 @ PHILADELPHIA	L	1-5	2-6-1	19,007
10	10/28 OTTOWA	L	3-4	2-7-1	12,596
11	10/30 @ DALLAS	W	6-5	3-7-1	16,824
12	10/31 @ ST LOUIS	W	4-0	4-7-1	17,943
13	11/04 CAROLINA	W	3-0	5-7-1	12,424
14	11/6 WASHINGTON	L	1-4	5-8-1	15,877
15	11/7 @ WASHINGTON	L	4-7	5-9-1	18,277
16	11/12 @ BOSTON	W	1-0	6-9-1	17,074
17	11/14 NY ISLANDERS	W	5-4	7-9-1	15,921
18	11/16 LOS ANGELES	L-SO	3-4	7-9-2	12,502
19	11/18 @ BUFFALO	W	6-2	8-9-2	18,546
20	11/20 @ DETROIT	W	2-1	9-9-2	18,634
21	11/21 @ NY RANGERS	W	3-2	10-9-2	18,200
22	11/23 PITTSBURGH	L-OT	2-3	10-9-3	17,024
23	11/25 NY RANGERS	L-SO	1-2	10-9-4	16,281
24	11/27 TORONTO	L	4-6	10-10-4	16,101
25	11/28 @ NASHVILLE	L	1-4	10-11-4	14,120
26	11/30 @ ATLANTA	L	3-4	10-12-4	10,310
27	12/2 COLORADO	W	6-5	11-12-4	12,403
28	12/3 @ WASHINGTON	L	2-6	11-13-4	18,277
29	12/5 ATLANTA	L-SO	1-2	11-13-5	13,291
30	12/7 EDMONTON	L-SO	2-3	11-13-6	11,469
31	12/9 @ COLUMBUS	L	0-3	11-14-6	12,800
32	12/11 @ NEW JERSEY	W	4-2	12-14-6	14,131
33	12/12 @ PITTSBURGH	L-OT	2-3	12-14-7	16,977
34	12/14 @ NY ISLANDERS	W	7-1	13-14-7	10,489
35	12/16 ATLANTA	W	4-3	14-14-7	11,672
36	12/18 CAROLINA	W	6-3	15-14-7	15,107
37	12/19 @ CAROLINA	L	2-3	15-15-7	12,758
38	12/21 @ PHILADELPHIA	W	4-1	16-15-7	19,323
39	12/23 @ NY RANGERS	L	1-4	16-16-7	18,200
40	12/27 BOSTON	L	1-2	16-17-7	18,799
41	12/31 MONTREAL	L	4-5	16-18-7	**19,851
42	1/3 PITTSBURGH	W	6-2	17-18-7	18,110
43	1/5 @ TORONTO	L	2-3	17-19-7	18,984
1/7	@ MONTREAL	L	0-2	17-20-7	21,273
45	1/9 @ OTTOWA	W	3-0	18-20-7	16,506
46	1/13 WASHINGTON	L-SO	4-5	18-20-8	14,776
47	1/14 @ TAMPA BAY	W	3-2	19-20-8	13,516
48	1/16 TAMPA BAY	W	5-2	20-20-8	15,971
49	1/18 ATLANTA	W	1-0	21-20-8	11,818
50	1/20 @ NEW JERSEY	L	0-2	21-21-8	13,931
51	1/21 @ NY ISLANDERS	L-SO	1-2	21-21-9	12,138
52	1/23 TORONTO	W	2-0	22-21-9	18,087
53	1/26 MONTREAL	W	2-1	23-21-9	17,104
54	1/29 @ WASHINGTON	L	1-4	23-22-9	18,277
55	1/31 NY ISLANDERS	W	2-0	24-22-9	16,023
56	2/1 ANAHEIM	L	0-3	24-23-9	10,843
57	2/5 CALGARY	L	1-2	24-24-9	19,781
58	2/6 @ ATLANTA	L	2-4	24-25-9	16,743
59	2/9 @ CAROLINA	L	2-4	24-26-9	18,393
60	2/7 VANCOUVER	L	0-3	24-27-9	13,787
61	2/13 BOSTON	L-SO	2-3	24-27-10	17,109
62	3/2 @ ATLANTA	L	2-4	24-28-10	13,818
63	3/3 PHILADELPHIA	W	7-4	25-28-10	15,878
64	3/6 CAROLINA	W	4-1	26-28-10	16,202
65	3/9 @ MINNESOTA	W	3-2	27-28-10	18,191
66	3/11 @ COLORADO	L	0-3	27-29-10	11,458
67	3/13 @ SAN JOSE	W	3-2	28-29-10	17,562
68	3/16 WASHINGTON	L	3-7	28-30-10	15,123
69	3/18 PHOENIX	L-SO	3-4	28-30-11	12,282
70	3/20 BUFFALO	L	1-3	28-31-11	18,217
71	3/21 TAMPA BAY	W	5-2	29-31-11	14,831
72	3/23 @ TORONTO	W	4-1	30-31-11	19,158
73	3/25 @ MONTREAL	L	1-4	30-32-11	21,273
74	3/27 @ OTTOWA	L	2-3	30-33-11	18,689
75	3/29 NASHVILLE	L-OT	2-3	30-33-12	13,679
76	3/31 @ BUFFALO	L	2-6	30-34-12	18,690
77	4/1 @ BOSTON	W	1-0	31-34-12	17,565
78	4/3 NY RANGERS	L	1-4	31-35-12	18,011
79	4/6 OTTOWA	L	2-5	31-36-12	11,790
80	4/8 NEW JERSEY	W	3-2	32-36-12	15,273
81	4/10 @ TAMPA BAY	L-SO	3-4	32-36-13	17,050
82	4/11 TAMPA BAY	L	1-3	32-37-13	15,884

REGULAR SEASON RECORDS

RECORD: 30-40-12 (72 POINTS)  
GENERAL MANAGER: DALE TALLON

COACH: PETER DEBOER SOUTHEAST DIVISION FINISH: 5TH  
EASTERN CONFERENCE FINISH: 15TH CAPTAIN: BRYAN MCCABE

\*Indicates Rookie  
#Indicates Traded Player

2010-11

NO.	POS	PLAYER	TEAM	GP	TOI	G	A	PTS	-/+	PIM	PP	SH	GW	S	PCTG
9	C	Stephen Weiss	FLA	78	17:48	14	47	61	19	22	4	1	4	154	9.1
10	L	David Booth	FLA	72	17:05	31	29	60	10	38	11	0	5	246	12.6
61	L	Cory Stillman	FLA	63	16:35	17	32	49	1	37	8	0	2	115	14.8
16	C	Nathan Horton	FLA	67	17:51	22	23	45	-5	48	5	1	5	131	16.8
67	C	*Michael Frolik	FLA	79	14:48	21	24	45	10	22	1	0	2	158	13.3
4	D	Jay Bouwmeester	FLA	82	26:59	15	27	42	-2	68	9	0	2	182	8.2
24	D	Bryan McCabe	FLA	69	23:08	15	24	39	-1	41	8	0	3	153	9.8
14	R	Radek Dvorak	FLA	81	16:26	15	21	36	0	42	0	4	3	136	11.0
2	D	Keith Ballard	FLA	82	22:23	6	28	34	14	72	1	0	1	106	5.7
20	R	Richard Zednik	FLA	70	15:35	17	16	33	2	46	3	0	4	153	11.1
11	C	Gregory Campbell	FLA	77	16:47	13	19	32	0	76	1	0	1	135	9.6
18	L	Ville Peltonen	FLA	79	15:15	12	19	31	6	31	0	0	1	121	9.9
55	D	Steve Eminger	PHI/TB/FLA	71	21:36	5	21	26	-3	50	2	0	1	85	5.9
44	D	Nick Boynton	FLA	68	16:35	5	16	21	7	91	0	0	1	104	4.8
53	R	Brett McLean	FLA	80	12:25	7	12	19	-12	29	0	0	2	114	6.1
28	C	Kamil Kreps	FLA	66	13:58	4	15	19	2	18	0	1	1	77	5.2
3	D	Karlis Skrastins	FLA	80	20:33	4	14	18	9	30	0	0	0	55	7.3
22	D	Jassen Cullimore	FLA	68	16:47	2	8	10	-10	37	0	0	0	0	5.2
85	L	Rostislav Olesz	FLA	37	13:11	4	5	9	-5	8	0	0	0	69	5.8
13	R	Anthony Stewart	FLA	59	7:38	2	5	7	-6	34	0	0	0	0	5.6
74	L	Nick Tarnasky	NSH/FLA	45	7:19	1	6	7	-1	50	0	0	0	0	3.8
32	R	*Michal Repik	FLA	5	7:31	2	0	2	1	0	0	0	0	7	28.6
41	C	*Shawn Matthias	FLA	16	9:09	0	2	2	-3	2	0	0	0	0	3.6
5	D	Bryan Allen	FLA	2	27:11	0	1	1	2	0	0	0	0	5	0.00
71	L	*Kenndal McArdle	FLA	3	7:30	0	0	0	-1	2	0	0	0	1	0.00
38	C	Janis Sprukts	FLA	1	12:19	0	0	0	0	0	0	0	0	1	0.00
37	L	*Tanner Glass	FLA	3	6:45	0	0	0	0	7	0	0	0	1	0.00
52	D	*Jason Garrison	FLA	1	11:57	0	0	0	0	0	0	0	0	0	0.00
GOALTENDERS			GPMINS	AVG	W	L	OT	SO	GA	SA	SV%	G	A	PIM	
29		Tomas Vokoun	59	3324	2.49	26	23	6	6	138	1856	.926	0	1	2
31		Craig Anderson	31	1636	2.71	15	7	5	3	74	977	.924	0	1	2
FLA TOTALS			90	4960	2.56	41	30	11	9	212	2833	.925	0	2	4

\*Indicates Rookie

\*\*Denotes Home Sellout

GAMEDATE OPPONENT RESULTS SCORE RECORD ATTENDANCE

1	10/10@ EDMONTON	L	2-3	0-1-0	16,839
2	10/11@ VANCOUVER	L	1-2	0-2-0	18,860
3	10/14 @ CALGARY	W	3-0	1-2-0	19,289
4	10/16 TAMPA BAY	W	6-0	2-2-0	17,040
5	10/21 DALLAS	L	1-4	2-3-0	11,580
6	10/23NY ISLANDERS	W	4-3	3-3-0	15,071
7	10/26@ TORONTO	L	1-3	3-4-0	19,239
8	10/28 @ OTTAWA	L	3-5	3-5-0	16,294
9	10/30@ MONTREAL	W	3-1	4-5-0	21,273
10	11/03 ATLANTA	L	3-4	4-6-0	11,212
11	11/05 CAROLINA	W	7-4	5-6-0	14,761
12	11/06@ CAROLINA	L	2-3	5-7-0	17,704
13	11/10 TORONTO	W	4-1	6-7-0	15,243
14	11/12 MINNESOTA	W	2-1	7-7-0	15,043
15	11/13@ PHILADELPHIA	L	2-5	7-8-0	19,616
16	11/17 @ ATLANTA	W	2-1	8-8-0	10,168
17	11/18 @ BOSTON	L	0-4	8-9-0	17,565
18	11/20@ NY ISLANDERS	SW	4-1	9-9-0	9,157
19	11/22PITTSBURGH	L	2-3	9-10-0	16,543
20	11/24 BOSTON	L	1-3	9-11-0	16,712
21	11/26NY RANGERS	L	0-3	9-12-0	17,013
22	11/27@ TAMPA BAY	W	4-3	10-12-0	15,854
23	12/01 @ ANAHEIM	L	3-5	10-13-0	12,504
24	12/02@ LOS ANGELES	L	2-3	10-14-0	17,720
25	12/04 @ PHOENIX	W	2-1	11-14-0	10,334
26	12/07 COLORADO	W	4-3	12-14-0	12,791
27	12/09@ WASHINGTON	W	3-0	13-14-0	18,398
28	12/11@ NASHVILLE	L	0-3	13-15-0	16,128
29	12/15 CAROLINA	L	3-4	13-16-0	14,651
30	12/17 BUFFALO	W	6-2	14-16-0	16,894
31	12/20@ PHILADELPHIA	W	5-0	15-16-0	19,964
32	12/22@ PITTSBURGH	L	2-5	15-17-0	18,238
33	12/23 @ BUFFALO	W	4-3	16-17-0	18,690
34	12/27 BOSTON	L	2-3	16-17-1	**19,250
35	12/31 MONTREAL	L	2-3	16-17-2	**20,072
36	01/02NY RANGERS	W	3-0	17-17-2	16,752
37	01/03@ CAROLINA	W	4-3	18-17-2	16,637
38	01/05 ATLANTA	L	2-3	18-18-2	12,803
39	01/07 CAROLINA	L	3-5	18-19-2	14,262
40	01/08@ WASHINGTON	L	2-3	18-20-2	18,398
41	01/11WASHINGTON	W	4-3	19-20-2	14,790
42	01/13 NASHVILLE	W	3-2	20-20-2	12,228

43	01/15 NEW JERSEY	W	OT	3-2	21-20-2	17,825
44	01/17 ATLANTA	L	SO	2-3	21-20-3	11,477
45	01/19 COLORADO	L	OT	2-3	21-20-4	11,629
46	01/21 TAMPA BAY	L	SO	1-2	21-20-5	17,328
47	01/23@ NEW JERSEY	L		2-5	21-21-5	15,109
48	01/25@ NY RANGERS	W		4-3	22-21-5	18,200
49	01/26 @ BOSTON	L		1-2	22-22-5	17,565
50	02/01@ TORONTO	L	SO	3-4	22-22-6	19,018
51	02/02@ MONTREAL	L		2-3	22-23-6	21,273
52	02/04@ NEW JERSEY	W	OT	4-3	23-23-6	13,557
53	02/08 ST LOUIS	L		1-2	23-24-6	12,228
54	02/10 BUFFALO	L	OT	2-3	23-24-7	14,559
55	02/13 SAN JOSE	W		3-2	24-24-7	16,217
56	02/16PHILADELPHIA	L		2-4	24-25-7	17,077
57	02/18 DETROIT	L		3-4	24-26-7	**19,947
58	02/19@ TAMPA BAY	W	SO	3-2	25-26-7	18,710
59	02/21@ NY ISLANDERS	L		1-5	25-27-7	13,720
60	02/23 @ OTTAWA	L		1-5	25-28-7	16,520
61	02/25 @ ATLANTA	W	SO	2-1	26-28-7	14,046
62	02/27 NEW JERSEY	L		1-2	26-29-7	16,592
63	03/01@ CAROLINA	L		1-2	26-30-7	16,252
64	03/03 MONTREAL	L		0-4	26-31-7	**19,722
65	03/05 @ ATLANTA	L	OT	3-4	26-31-8	15,799
66	03/06WASHINGTON	L	OT	2-3	26-31-9	15,685
67	03/08 CHICAGO	W		3-2	27-31-9	16,132
68	03/10 OTTAWA	L		1-2	27-32-9	12,310
69	03/12 TAMPA BAY	W	OT	4-3	28-32-9	16,607
70	03/15PHILADELPHIA	L		2-3	28-33-9	17,377
71	03/17 TORONTO	W		4-0	29-33-9	16,970
72	03/19NY ISLANDERS	L	SO	3-4	29-33-10	16,502
73	03/22@ NY RANGERS	L		0-1	29-34-10	18,200
74	03/23 @ CHICAGO	L		0-4	29-35-10	21,713
75	03/25 @ BUFFALO	L		2-4	29-36-10	18,690
76	03/27@ PITTSBURGH	L	SO	1-2	29-36-11	18,270
77	03/29@ COLUMBUS	L	SO	2-3	29-36-12	11,670
78	03/31 OTTAWA	L		1-4	29-37-12	15,672
79	04/02PITTSBURGH	L		2-4	29-38-12	18,178
80	04/06@ WASHINGTON	L		2-5	29-39-12	18,398
81	04/08@ TAMPA BAY	L		2-4	29-40-12	20,444
82	04/09WASHINGTON	W		1-0	30-40-12	**18,371

REGULAR SEASON RECORDS

RECORD: 38-26-18 (94 POINTS)  
GENERAL MANAGER: DALE TALLON

COACH: KEVIN DINEEN SOUTHEAST DIVISION FINISH: 1ST  
EASTERN CONFERENCE FINISH: 3RD CAPTAIN: NONE

\*Indicates Rookie  
#Indicates Traded Player

2011-12

NO.	POS	PLAYER	TEAM	GP	TOI	G	A	PTS	-/+	PIM	PP	SH	GW	S	PCTG	
14	L	Tomas Fleischmann	FLA	82	19:05	27	34	61	-7	26	6	1	4	217	12.4	
9	C	Stephen Weiss	FLA	80	20:30	20	37	57	5	60	5	1	6	149	13.4	
32	R	Kris Versteeg	FLA	71	19:54	23	31	54	4	49	8	1	5	181	12.7	
51	D	Brian Campbell	FLA	82	26:53	4	49	53	-9	6	1	0	0	131	3.1	
52	D	Jason Garrison	FLA	77	23:41	16	17	33	6	32	9	0	3	168	9.5	
82	R	Tomas Kopecky	FLA	80	17:16	10	22	32	-8	32	2	0	2	143	7.0	
26	R	Mikael Samuelsson	FLA	48		13	15	28	2	14	6	0	1	125	10.4	
7	D	Dmitry Kulikov	FLA	58	21:51		4	24	28	-5	36	2	0	1	104	
57	C	Marcel Goc	FLA	57	17:37	11	16	27	5	10	3	0	1	97	11.3	
18	C	Shawn Matthias	FLA	79	13:48	10	14	24	-2	49	1	0	1	133	7.5	
20	L	Sean Bergenheim	FLA	62	16:24	17	6	23	-5	48	5	1	2	185	9.2	
43	D	Mike Weaver	FLA	82	20:19	0	16	16	-2	14	0	0	0	51	0.0	
55	D	Ed Jovanovski	FLA	66	16:41	3	10	13	-11	31	1	0	0	58	5.2	
13	C	Mike Santorelli	FLA	60	12:24	9	2	11	-10	18	2	0	1	117	7.7	
12	R	Jack Skille	FLA	46	11:57	4	6	10	-9	28	0	1	1	76	5.3	
14	L	Wojtek Wolski	FLA	22		4	5	9	-3	0	0	0	0	39	10.3	
22	R	Matt Bradley	FLA	45	10:52	3	5	8	-3	31	0	0	0	35	8.6	
44	D	*Erik Gudbranson	FLA	72	14:11	2	6	8	-19	78	0	0	0	76	2.6	
16	L	Marco Sturm	FLA	42		3	2	5	-3	10	0	0	0	45	0.0	
21	R	Krystofer Barch	FLA	41		2	3	5	2	91	0	0	0	22	5.7	
19	L	Scottie Upshall	FLA	26	12:43	2	3	5	-3	29	1	0	1	53	3.8	
27	R	Michal Repik	FLA	17	10:21	2	3	5	-3	6	1	0	0	35	5.7	
4	D	Keaton Ellerby	FLA	40	15:23	0	5	5	-3	10	0	0	0	45	0.0	
10	C	John Madden	FLA	31	11:58	3	0	3	-4	4	0	0	1	33	9.1	
63	R	Evgenii Dadonov	FLA	15	10:02	2	1	3	-4	2	0	0	0	21	9.5	
23	D	Tyson Strachan	FLA	15	14:20	1	2	3	1	5	0	0	0	14	7.1	
8	L	Tim Kennedy	FLA	27	11:08	1	1	2	-11	4	0	0	1	22	4.5	
29	R	Bill Thomas	FLA	7	8:44	1	0	1	0	0	0	0	0	9	11.1	
36	C	Mark Cullen	FLA	6	7:59	0	1	1	2	2	0	0	0	1	0.0	
25	R	Jerred Smithson	FLA	16		0	1	1	1	4	0	0	0	12	0.0	
47	D	*Colby Robak	FLA	3	12:34	0	0	0	0	0	0	0	0	1	0.0	
73	C	Bracken Kearns	FLA	5	7:14	0	0	0	10	0	0	0	0	0	0.0	
34	D	Nolan Yonkman	FLA	1	6:19	0	0	0	0	0	0	0	0	0	0.0	
17	C	Jon Matsumoto	FLA	1	5:04	0	0	0	0	0	0	0	0	0	0.0	
37	C	Greg Rallo	FLA	1	3:31	0	0	0	0	0	0	0	0	1	0.0	

3.8

	GOALTENDERS	GPMINS	AVG	W	L	OT	SO	GA	SA	SV%	G	A	PIM	
60	Jose Theodore	53	3049	2.46	22	16	11	3	125	1502	.917	0	0	2
30	Scott Clemmensen	30	1566	2.57	14	6	6	1	67	773	.911	0	1	0
35	*Jacob Markstrom	7	383	2.66	2	4	1	0	17	222	.923	0	0	0
33	Brian Foster	1	5	0.00	0	0	0	0	0	1	1.000	0	0	0
	FLA TOTALS	91	5003	2.58	38	26	18	4	209	2498	.937	0	1	2

\*\*Denotes Home Sellout

GAMEDATE OPPONENTRESULTS SCORE RECORD ATTENDANCE

1	10/08@ NY ISLANDERS	W	2-0	1-0-0	16,234
2	10/11@ PITTSBURGH	L	2-4	1-1-0	18,503
3	10/15 TAMPA BAY	W-SO	3-2	2-1-0	**18,352
4	10/17@ TAMPA BAY	W	7-4	3-1-0	19,204
5	10/18@ WASHINGTON	L	0-3	3-2-0	18,506
6	10/20 BUFFALO	L	0-3	3-3-0	14,811
7	10/22NY ISLANDERS	W	4-2	4-3-0	15,411
8	10/24@ MONTREAL	W	2-1	5-3-0	21,273
9	10/27 @ OTTAWA	L	3-4	5-4-0	18,165
10	10/29 @ BUFFALO	W	3-2	6-4-0	18,690
11	10/31 WINNIPEG	L-SO	3-4	6-4-1	11,855
12	11/03 CHICAGO	L-SO	2-3	6-4-2	15,929
13	11/06 TAMPA BAY	L-SO	3-4	6-4-3	15,066
14	11/08@ TORONTO	W	5-1	7-4-3	19,414
15	11/10@ WINNIPEG	W	5-2	8-4-3	15,004
16	11/13PHILADELPHIA	L	2-3	8-5-3	15,215
17	11/15 @ DALLAS	W	6-0	9-5-3	10,175
18	11/17 @ ST LOUIS	L	1-4	9-6-3	17,642
19	11/19PITTSBURGH	W	3-2	10-6-3	**18,071
20	11/21 NEW JERSEY	W	4-3	11-6-3	13,122
21	11/23NY RANGERS	W	2-1	12-6-3	**17,461
22	11/25 TAMPA BAY	L-OT	1-2	12-6-4	**17,380
23	11/26@ TAMPA BAY	L	1-5	12-7-4	17,841
24	11/29@ CAROLINA	W	3-1	13-7-4	13,065
25	12/01@ LOS ANGELES	L	1-2	13-8-4	17,720
26	12/03@ SAN JOSE	W	5-3	14-8-4	17,562
27	12/05WASHINGTON	W	5-4	15-8-4	16,337
28	12/08 @ BOSTON	W	2-0	16-8-4	17,565
29	12/09 @ BUFFALO	L-OT	1-2	16-8-5	18,690
30	12/11@ NY RANGERS	L	1-6	16-9-5	18,200
31	12/13 NEW JERSEY	L-SO	2-3	16-9-6	14,669
32	12/16 CALGARY	W-SO	3-2	17-9-6	15,575
33	12/18 CAROLINA	W-OT	3-2	18-9-6	15,289
34	12/20 PHOENIX	L	1-2	18-10-6	**17,711
35	12/22 @ OTTAWA	L-OT	3-4	18-10-7	19,296
36	12/23 @ BOSTON	L	0-8	18-11-7	17,565
37	12/27 TORONTO	W	5-3	19-11-7	**20,406
38	12/30NY RANGERS	L	1-4	19-12-7	**20,238
39	12/31 MONTREAL	W	3-5	20-12-7	**20,098
40	01/05@ NY RANGERS	L-OT	2-3	20-12-8	18,200
41	01/06@ NEW JERSEY	L	2-5	20-13-8	15,793

42	01/09VANCOUVER	W	2-1	21-13-8	16,712
43	01/13PITTSBURGH	L	1-4	21-14-8	**18,658
44	01/16 BOSTON	L-SO	2-3	21-14-9	**19,018
45	01/18@ COLORADO	L-OT	1-321	14-10	13,465
46	01/20 @ CHICAGO	L	1-321	15-10	21,555
47	01/21@ WINNIPEG	W-SO	4-322	15-10	15,004
48	01/24PHILADELPHIA	L-SO	2-322	15-11	**17,737
49	02/01WASHINGTON	W	4-223	15-11	15,231
50	02/03 WINNIPEG	W	2-124	15-11	16,773
51	02/04@ TAMPA BAY	L	3-624	16-11	**19,204
52	02/07@ WASHINGTON	L	0-424	17-11	18,506
53	02/09LOS ANGELES	W	3-125	17-11	14,929
54	02/11@ NEW JERSEY	W	3-126	17-11	14,938
55	02/12@ NY ISLANDERS	W	4-127	17-11	14,179
56	02/15 OTTAWA	L	2-627	18-11	14,038
57	02/17WASHINGTON	L	1-227	19-11	**17,779
58	02/19 ANAHEIM	L	0-227	20-11	15,945
59	02/23 MINNESOTA	L-SO	2-327	20-12	13,892
60	02/25@ CAROLINA	W-SO	3-228	20-12	18,680
61	02/26 MONTREAL	W	4-229	20-12	**18,108
62	02/28@ TORONTO	W	5-330	20-12	19,420
63	03/01@ WINNIPEG	L	0-730	21-12	15,004
64	03/03 NASHVILLE	L	1-330	22-12	15,904
65	03/04 OTTAWA	W	4-231	22-12	15,811
66	03/08@ PHILADELPHIA	L	0-531	22-12	19,675
67	03/09@ PITTSBURGH	L-OT	1-231	22-13	18,606
68	03/11 CAROLINA	W	2-032	22-13	15,081
69	03/13 TORONTO	W	5-233	22-13	**17,475
70	03/15 BOSTON	W	6-234	22-13	**19,004
71	03/17 BUFFALO	W-SO	3-235	22-13	16,827
72	03/20@ PHILADELPHIA	W	2-136	23-13	19,568
73	03/21@ CAROLINA	L	1-336	24-13	18,680
74	03/23 EDMONTON	L-SO	1-236	24-14	16,214
75	03/25NY ISLANDERS	L	2-336	24-15	16,814
76	03/27@ MONTREAL	W-SO	3-237	24-15	21,273
77	03/29@ MINNESOTA	L-OT	2-337	24-16	16,214
78	03/30@ COLUMBUS	L	1-437	25-16	17,994
79	04/01 @ DETROIT	L-SO	1-237	25-17	20,066
80	04/03 WINNIPEG	L-OT	4-537	25-18	17,760
81	04/05@ WASHINGTON	L	2-437	26-18	18,506
82	04/07 CAROLINA	W	4-138	26-18	**19,057



RECORD: 15-27-6 (36 POINTS)  
GENERAL MANAGER: DALE TALLON

COACH: KEVIN DINEEN SOUTHEAST DIVISION FINISH: 5TH  
EASTERN CONFERENCE FINISH: 15TH CAPTAIN: NONE

\*Indicates Rookie  
#Indicates Traded Player

2012-13

NO.	POS	PLAYER	TEAM	MP	TOI	G	A	PTS	-/+	PIM	PP	SH	GW	S	PCTG	
14	L	Tomas Fleischmann	FLA	48	18:44	12	23	35	-10	16	2	1	2	121		9.9
11	C	Jonathan Huberdeau*	FLA	48	16:55	14	17	31	-15	18	2	0	1	112		12.5
82	R	Tomas Kopecky	FLA	47	17:41	15	12	27	-8	28	4	1	0	92		16.3
51	D	Brian Campbell	FLA	48	26:25	8	19	27	-22	12	6	0	2	70		11.4
18	C	Shawn Matthias	FLA	48	15:11	14	7	21	-8	16	2	1	1	106		13.2
57	C	Marcel Goc	FLA	42	18:16	9	10	19	-6	8	4	0	1	92	9.8	
88	C	Peter Mueller	FLA	43	16:15	8	9	17	-11	18	2	0	0	131	6.1	
15	C	Drew Shore*	FLA	43	15:48	3	10	13	-10	14	1	1	1	96	3.1	
12	R	Jack Skille	FLA	40	13:19	3	9	12	-9	11	0	0	0	69	4.3	
7	D	Dimitri Kulikov	FLA	34	20:58	3	7	10	-5	22	2	0	2	52	5.8	
3	D	TJ Brennan	FLA													
17	D	Filip Kuba	FLA	44	21:13	1	9	10	-18	24	0	0	0	50	2.0	
43	D	Mike Weaver	FLA	27	20:08	1	8	9	-3	8	0	0	0	21	4.8	
19	L	Scottie Upshall	FLA	27	13:29	4	1	5	-8	25	1	0	1	54	7.4	
25	C	Jerred Smithson	FLA	35	10:39	2	3	5	-4	10	0	0	0	22		9.1
27	R	Alex Kovalev	FLA	14	15:36	2	3	5	-1	6	1	0	1	21	9.5	
32	R	Kris Versteeg	FLA	10	16:53	2	2	4	-8	8	0	0	0	20	10.0	
9	D	Stephen Weiss	FLA	17	18:27	1	3	4	-13	25	1	0	0	19	5.3	
23	D	Tyson Strachan	FLA	38	18:57	0	4	4	-13	40	0	0	0	42	0.0	
44	D	Erik Gudbranson	FLA	32	18:44	0	4	4	-22	47	0	0	0	0	49	0.0
13	C	Mike Santorelli	FLA	24	11:51	2	1	3	-7	2	0	0	0	21	9.5	
22	R	George Parros	FLA	39	6:36	1	1	2	-15	57	0	0	0	16	6.3	
27	C	Nick Bjugstad*	FLA	11	15:12	1	0	1	-8	2	0	0	0	17	5.9	
37	C	Greg Rallo	FLA	10	9:33	1	0	1	-3	2	1	0	0	10	10.0	
47	D	Colby Robak*	FLA	16	15:10	0	1	1	-1	17	0	0	0	15	0.0	
55	D	Ed Jovanovski	FLA	6	15:39	0	1	1	-4	0	0	0	0	6	0.0	
76	L	Eric Selleck*	FLA	2	7:55	0	1	1	2	17	0	0	0	2	0.0	
42	C	Quinton Howden*	FLA	18	10:27	0	0	0	-11	2	0	0	0	22	0.0	
72	D	Alex Petrovic	FLA	6	18:46	0	0	0	-8	25	0	0	0	5	0.0	
34	D	Nolan Yonkman	FLA	7	9:46	0	0	0	-1	11	0	0	0	0	4	0.0
75	C	Scott Timmins	FLA	5	10:35	0	0	0	-2	4	0	0	0	6	0.0	
52	C	Jonathan Rheault	FLA	5	10:34	0	0	0	0	0	0	0	0	5	0.0	
62	D	Michael Caruso	FLA	2	7:55	0	0	0	0	-1	0	0	0	0	0	0

	GOALTENDERS	GPMINS	AVG	W	L	OT	SO	GA	SA	SV%	G	A	PIM	
35	Jacob Markstrom*	23	1266	3.22	8	14	1	0	68	685	.901	0	0	0
60	Jose Theodore	15	766	3.29	4	6	3	0	42	391	8.93	0	0	2
30	Scott Clemmensen	11	866	3.67	3	7	2	0	53	421	.874	0	0	0
	FLA TOTALS	49	2898	3.39	15	27	6	0	163	1497	.891	0	0	2

\*\*Denotes Home Sellout

GAMEDATE	OPPONENT	RESULT	SCORE	RECORD	ATTENDANCE	GAMEDATE	OPPONENT	RESULT	SCORE	RECORD	ATTENDANCE
1 1/19/13	CAR	W	5-1	1-0-0	**19,688	25 3/8/13	WPG	L-OT	2-3	7-12-6	16,442
2 1/21/13	@OTT	L	0-4	1-1-0	**19,952	26/10/13	MTL	L	2-5	7-13-6	**19,189
3 1/22/13	@MTL	L	1-4	1-2-0	**21,273	27/12/13	TBL	L	2-3	7-14-6	15,174
4 1/24/13	OTT	L	1-3	1-3-0	15,364	28/14/13	@BOS	L	1-4	7-15-6	**17,565
5 1/26/13	PHI	L	1-7	1-4-0	**19,311	29/16/13	NYI	L	3-4	7-16-6	**17,627
6 1/29/13	@TBL	L	2-5	1-5-0	**19,204	30/19/13	@CAR	W	4-1	8-16-6	16,349
7 1/31/13	WPG	W	6-3	2-5-0	15,731	31/21/13	@NRY	W	3-1	9-16-6	**17,200
8 2/3/13	@BUF	W	4-3	3-5-0	**18,831	32/23/13	@NJD	L	1-2	9-17-6	**17,625
9 2/5/13	@WPG	L-OT	2-3	3-5-1	**15,004	33/24/13	@NYI	L	0-3	9-18-6	14,512
10 2/7/13	@PHIW-SO	3-2	4-5-1	**19,616	34/26/13	@TOR	L	2-3	9-19-6	**19,379	
11 2/9/13	@WSH	L	0-5	4-6-1	**18,506	35/28/13	BUF-W-SO	5-4	10-19-6	**17,044	
12/12/13	WSH	L-OT	5-6	4-6-2	15,340	36/30/13	NJDW-OT	3-2	11-19-6	**18,138	
13/14/13	MTL	L-OT	0-1	4-6-3	17,021	37 4/2/13	@TBL-W-SO	3-2	12-19-6	17,904	
14/16/13	TBL	L-OT	5-6	4-6-4	17,004	38 4/6/13	WSH	L	3-4	12-20-6	16,886
15/18/13	TOR	L	0-3	4-7-4	**17,177	39 4/7/13	OTT	W	2-1	13-20-6	15,552
16/21/13	@PHI	W	5-2	5-7-4	**19,605	40/11/13	@WPG	L	2-7	13-21-6	**15,004
17/22/13	@PIT	L	1-3	5-8-4	**18,655	41/13/13	PIT	L	1-3	13-22-6	**18,891
18/24/13	BOS	L	1-4	5-9-4	**18,108	42/16/13	@NYI	L	2-5	13-23-6	15,922
19/26/13	PIT	W	6-4	6-9-4	**17,378	43/18/13	@NRY	L	1-6	13-24-6	**17,200
20/28/13	BUF	L-SO	3-4	6-9-5	15,672	44/20/13	@NJD	L	2-6	13-25-6	16,018
21 3/2/13	@CAR	L	2-6	6-10-5	**18,680	45/21/13	@BOS	L	0-3	13-26-6	**17,565
22 3/3/13	CAR	L	2-3	6-11-5	15,978	46/23/13	NYR	W	3-2	14-26-6	**17,758
23 3/5/13	WPG	W	4-1	7-11-5	14,574	47/25/13	TOR	L	0-4	14-27-6	16,484
24 3/7/13	@WSH	L	1-7	7-12-5	**18,506	48/27/13	@TBL	W	5-3	15-27-6	**19,204

\*\* DENOTES HOME TEAM SELLOUT

RECORD: 29-45-8

COACH: KEVIN DINEEN/PETER HORACHEK

ATLANTIC DIVISION FINISH: 7TH

GENERAL MANAGER: DALE TALLON

EASTERN CONFERENCE FINISH: 14TH CAPTAIN: ED JOVANOVSKI

\*Indicates Rookie  
#Indicates Traded  
Player

2013-14

No.	Pos	PlayerTeam	GP	TOI	G	A	PTS	-/+	PIM	PP	SH	GW	S PCTG
27	C	Nick Bjugstad* FLA	7616:13	16	22	38	-14	16	0	1	4	185	8.6
51	D	Brian Campbell FLA	8226:57	7	30	37	-6	20	2	0	2	116	6.0
19	L	Scottie Upshall FLA	7615:55	15	22	37	1	73	1	1	3	161	9.3
24	R	Brad Boyes FLA	7817:02	21	15	36	-6	28	2	1	1	176	11.9
20	L	Sean Bergenheim FLA	6216:30	16	13	29	-16	40	3	0	3	190	8.4
14	L	Tomas Fleischmann FLA	8017:07	8	20	28	-18	22	2	0	1	188	4.3
77	D	Tom Gilbert FLA	7321:20	3	25	28	-5	18	2	0	1	93	3.2
11	L	Jonathan Huberdeau FLA	6915:39	9	19	28	-5	37	2	0	1	108	8.3
16	C	Aleksander Barkov FLA	5417:05	8	16	24	-3	10	3	0	1	87	9.2
57	C	Marcel Goc FLA	6216:59	11	12	23	-7	31	0	0	1	105	10.50
7	D	Dmitry Kulikov FLA	8121:41	8	11	19	-26	66	2	1	0	127	6.3
17	C	Jesse Winchester FLA	5212:44	9	9	18	-2	38	1	0	2	100	9.0
12	R	Jimmy Hayes FLA	5310:56	11	7	18	-6	18	3	0	0	71	15.5
18	C	Shawn Matthias FLA	5912:13	9	7	16	0	14	0	0	0	88	10.20
73	C	Brandon Pirri FLA	2113:56	7	7	14	0	2	2	0	0	46	15.2
23	C	Scott Gomez FLA	4613:07	2	10	12	-11	24	0	0	0	56	3.6
82	R	Tomas Kopecky FLA	4915:53	4	8	12	0	18	0	1	0	95	4.2
4	D	Dylan Olsen FLA	4415:26	3	9	12	-3	8	0	0	0	60	5.0
44	D	Erik Gudbranson FLA	6517:58	3	6	9	-7	114	0	0	0	92	3.3
67	C	Vincent Trocheck FLA	2018:53	5	3	8	-11	6	1	1	0	38	13.2
32	R	Kris Versteeg FLA	1815:42	2	5	7	-9	9	0	0	0	47	4.30
15	C	Drew Shore FLA	2411:59	5	2	7	-1	8	1	1	1	23	21.7
43	D	Mike Weaver FLA	5518:47	0	6	6	-9	23	0	0	0	44	0.00
42	L	Quinton Howden FLA	1613:43	4	2	6	0	10	0	1	0	23	17.4
55	D	Ed Jovanovski FLA	3716:10	1	4	5	-6	39	0	0	0	44	2.3
21	R	Krys Barch FLA	55 5:58	0	4	4	-10	99	0	0	0	19	0.0
47	D	Colby Robak FLA	1618:34	0	2	2	-4	6	0	0	0	15	0.0
97	D	Matt Gilroy FLA	1616:15	1	1	2	-2	6	0	0	0	27	3.7
10	R	Joey Crabb FLA	914:22	0	1	1	-2	7	0	0	0	5	0.00
26	R	Bobby Butler FLA	213:50	0	1	1	1	2	0	0	0	5	0.0
72	D	Alex Petrovic FLA	712:14	0	1	1	3	8	0	0	0	4	0.0
22	D	Mike Mottau FLA	812:39	0	0	0	-3	4	0	0	0	1	0.0
6	D	Ryan Whitney FLA	716:44	0	0	0	-7	6	0	0	0	8	0.0
28	L	Garrett Wilson FLA	310:20	0	0	0	-1	0	0	0	0	8	0.0
58	D	Jonathan Racine FLA	115:35	0	0	0	-1	2	0	0	0	0	0.0

Goaltenders		GP	Mins	AVG	W	L	OT	SO	GA	SA	SV%	G	A	PIM
34	Tim Thomas	40	2299	2.87	16	20	3	0	110	1206	.909	0	1	4
30	Scott Clemmensen	17	914	3.09	6	7	1	0	47	454	.896	0	1	0
1	Roberto Luongo	14	804	2.46	6	7	1	1	33	432	.924	0	0	2
35	Jacob Markstrom	12	614	3.52	1	6	3	0	36	285	.874	0	0	0
39	Dan Ellis	6	337	4.81	0	5	0	0	27	165	.836	0	0	0

\*\*Denotes Home Sellout

## GAMEDATE OPPONENTRESULTSORECORDATTENDANCE

1	10/3/13	@DAL	W	4-2	1-0-0	16100
2	10/5/13	@STL	L	0-7	1-1-0	16264
3	10/8/13	@PHI	L	1-2	1-2-0	**19589
4	10/10/13	@TBL	L	2-7	1-3-0	**19204
5	10/11/13	PIT	W	6-3	2-3-0	**18584
6	10/13/13	LAK	L	0-3	2-4-0	12810
7	10/15/13	@NSH	L	3-4	2-5-0	15935
8	10/17/13	BOS	L	2-3	2-6-0	14440
9	10/19/13	MIN	W-SO	2-1	3-6-0	13081
10	10/22/13	CHI	L-SO	2-3	3-6-1	15779
11	10/25/13	BUF	L	1-3	3-7-1	12984
12	10/27/13	TBL	L-SO	3-4	3-7-2	12336
13	11/1/13	STL	L	0-4	3-8-2	12922
14	11/2/13	@WSH	L-SO	2-3	3-8-3	**18506
15	11/5/13	EDM	L-OT	3-4	3-8-4	12035
16	11/7/13	@BOS	L	1-4	3-9-4	**17585
17	11/9/13	@OTT	L	2-3	3-10-4	16244
18	11/10/13	@NYR	L	3-4	3-11-4	**18006
19	11/12/13	ANA	W	3-2	4-11-4	13354
20	11/15/13	@MIN	L	2-3	4-12-4	**18102
21	11/16/13	@COL	W	4-1	5-12-4	17321
22	11/19/13	@VAN	W-SO	3-2	6-12-4	**18910
23	11/21/13	@EDM	L	1-4	6-13-4	**16839
24	11/22/13	@CAL	L-SO	3-4	6-13-5	**19289
25	11/25/13	PHI	W	3-1	7-13-5	14299
26	11/27/13	NYR	L	2-5	7-14-5	**17268
27	11/30/13	PIT	L	1-5	7-15-5	**17583
28	12/3/13	OTT	L	2-4	7-16-5	10074
29	12/5/13	WPG	W	5-2	8-16-5	10966
30	12/7/13	@DET	W	2-1	9-16-5	**20066
31	12/8/13	@CHI	L	2-6	9-17-5	**21119
32	12/10/13	DET	W-SO	3-2	10-17-5	13358
33	12/13/13	WSH	W-SO	3-2	11-17-5	15097
34	12/15/13	@MTL	W	2-1	12-17-5	**21273
35	12/17/13	@TOR	W	3-1	13-17-5	**19076
36	12/19/13	@OTT	W	4-2	14-17-5	15927
37	12/20/13	@WPG	L	2-5	14-18-5	**15004
38	12/23/13	TBL	L	1-6	14-19-5	15942
39	12/28/13	DET	L	3-4	14-20-5	**18932
40	12/29/13	MTL	W	4-1	15-20-5	**19891
41	12/31/13	NYR	L-SO	1-2	15-20-6	16083
42	1/4/14	NSH	W-SO	5-4	16-20-6	15796

43	1/6/14	@MTL	L	1-2	16-21-6	**21273
44	1/9/14	@BUF	W-SO	2-1	17-21-6	17872
45	1/11/14	@NJD	L-OT	1-2	17-21-7	16592
46	1/14/14	NYI	L-OT	4-2	18-21-7	13730
47	1/16/14	SJS	L	0-3	18-22-7	13149
48	1/18/14	@CAR	L	2-3	18-23-7	15476
49	1/20/14	@PIT	W	5-1	19-23-7	**18660
50	1/21/14	@BUF	W	4-3	20-23-7	17583
51	1/24/14	COL	L	2-3	20-24-7	**17274
52	1/26/14	@DET	W-SO	5-4	21-24-7	**20066
53	1/28/14	@BOS	L	2-6	21-25-7	**17565
54	1/30/14	@TOR	L	3-6	21-26-7	**19448
55	2/1/14	@CBJ	L	1-4	21-27-7	16762
56	2/4/14	TOR	W	4-1	22-27-7	15583
57	2/6/14	DET	L	1-3	22-28-7	15623
58	2/7/14	@CAR	L	1-5	22-29-7	16132
59	2/27/14	WSH	L	4-5	22-30-7	14180
60	3/1/14	@CBJ	L	3-6	22-31-7	15441
61	3/2/14	@NYI	W	5-3	23-31-7	13008
62	3/4/14	@BOS	L	1-4	23-32-7	**17565
63	3/7/14	BUF	W	2-0	24-32-7	14402
64	3/9/14	BOS	L	2-5	24-33-7	**18858
65	3/11/14	PHX	L	1-3	24-34-7	12211
66	3/13/14	@TBL	L	4-5	24-35-7	18324
67	3/14/14	NJD	W	5-3	25-35-7	14496
68	3/16/14	VAN	L-SO	3-4	25-35-8	14215
69	3/18/14	@SJS	W	3-2	26-35-8	**17562
70	3/20/14	@PHX	L	1-2	26-36-8	14442
71	3/22/14	@LAK	L	0-4	26-37-8	**18118
72	3/23/14	@ANA	L	2-6	26-38-8	**17281
73	3/25/14	OTT	W-SO	3-2	27-38-8	13435
74	3/27/14	CAR	L	0-3	27-39-8	12379
75	3/29/14	MTL	L	1-4	27-40-8	**17119
76	3/31/14	@NJD	L	3-6	27-41-8	15209
77	4/1/14	@NYI	L	2-4	27-42-8	11812
78	4/4/14	CGY	L	1-2	27-43-8	12055
79	4/6/14	DAL	W	3-2	28-43-8	13366
80	4/8/14	PHI	L	2-5	28-44-8	12487
81	4/10/14	TOR	W	4-2	29-44-8	13110
82	4/12/14	CBJ	L	2-3	29-45-8	14241

REGULAR SEASON RECORDS

RECORD: 38-29-15 COACH: GERARD GALLANT ATLANTIC DIVISION FINISH: 6TH  
GENERAL MANAGER: DALE TALLON EASTERN CONFERENCE FINISH: 140H CAPTAIN: WILLIE MITCHELL

\*Indicates Rookie  
#Indicates Traded  
Player

2014-15

Pos.	Name	GP	G	A	Pts.	+/-	PIM	PP	SH	GW	S	S%	
L	Jonathan Huberdeau	79	15	39	54	10	38	0	0	0	169	8.9	
L	Jussi Jokinen	81	8	36	44	-2	34	2	0	0	134	6.0	
C	Nick Bjugstad	72	24	19	43	-7	38	7	0	3	207	11.6	
D	Aaron Ekblad	81	12	27	39	12	32	6	0	4	170	7.1	
R	Brad Boyes	78	14	24	38	11	20	5	0	0	4	151	9.3
C	Aleksander Barkov	71	16	20	36	-4	16	3	0	3	123	13	
R	Jimmy Hayes	72	19	16	35	-4	20	4	0	3	166	11.4	
D	Brian Campbell	82	3	24	27	4	22	1	0	0	118	2.5	
C	Brandon Pirri	49	22	2	24	6	14	7	0	4	143	15.4	
C	Dave Bolland	3	6	17	23	4	48	0	1	0	76	7.9	
D	Dmitry Kulikov	73	3	19	22	0	48	1	0	0	83	3.6	
C	Vincent Trocheck	50	7	15	22	9	24	1	0	0	89	7.9	
R	Jaromir Jagr	20	6	12	18	7	6	2	0	2	50	12	
L	Scottie Upshall	63	8	7	15	-8	28	0	0	2	93	8.6	
D	Erik Gudbranson	76	4	9	13	-4	58	0	0	0	110	3.6	
C	Derek MacKenzie	82	5	6	11	-17	45	1	0	0	72	6.9	
D	Willie Mitchell	66	3	5	8	1	25	0	0	0	78	3.8	
R	Tomas Kopecky	64	2	6	8	-19	28	0	0	1	106	1.9	
D	Dylan Olsen	44	2	6	8	-7	20	0	0	0	44	4.5	
L	Shawn Thornton	46	1	4	5	-13	50	0	0	0	53	1.9	
D	Steven Kampfer	25	2	2	4	-4	12	0	0	1	28	7.1	
D	Alex Petrovic	33	0	3	3	-4	34	0	0	0	29	0.00	
D	Shane O'Brien	9	0	1	1	-4	5	0	0	0	4	0.00	
C	Rocco Grimaldi	7	1	0	1	1	4	0	0	0	18	5.6	
L	Garrett Wilson	2	0	0	0	-2	0	0	0	0	5	0.00	
Pos.	Name	GP	GS	MIN	GAA	W	L	OT	SO	SA	GA	SV%	PIM
G	Roberto Luongo	61	61	3528	2.35	28	19	12	2	1743	138	.921	0
G	Al Montoya	20	13	977	3.01	6	7	2	0	453	49	.892	2
G	Dan Ellis	8	8	486	2.35	4	3	1	1	221	19	.914	0

\*\*Denotes Home Sellout

#	DATE	TEAM	W-L-OT	RECORD	ATTEND.	#	DATE	TEAM	W-L-OT	RECORD	ATTEND.
1	10/09	@ TAMPA BAY	O*	00-00-01	19204+	43	01/17	EDMONTON	O**	20-13-10	10529
2	10/11/	NEW JERSEY	L	00-01-01	11419	44	01/19	VANCOUVER	L	20-14-10	9373
3	10/13	OTTAWA	L	00-02-01	7311	45	01/27	DETROIT	L	20-15-10	12190
4	10/17	@ BUFFALO	W	01-02-01	17864	46	01/29	COLUMBUS	W	21-15-10	7917
5	10/18	@ WASHINGTON	O**	01-02-02	18506+	47	01/31	@ NEW JERSEY	L	21-16-10	16278
6	10/21	@ COLORADO	W*	02-02-02	14440	48	02/02	@ NY RANGERS	L	21-17-10	18006+
7	10/25	@ ARIZONA	O*	02-02-03	13202	49	02/03	@ NY ISLANDERS	W	22-17-10	14704
8	10/30	ARIZONA	W	03-02-03	7691	50	02/05	LOS ANGELES	W	23-17-10	9624
9	11/01	PHILADELPHIA	W	04-02-03	9774	51	02/08	NASHVILLE	O**	23-17-11	10844
10	11/04	@ BOSTON	O*	04-02-04	17565+	52	02/10	ANAHEIM	W	24-17-11	8576
11	11/06	@ PHILADELPHIA	L	04-03-04	19777+	53	02/12	@ MINNESOTA	L	24-18-11	19055+
12	11/08	CALGARY	L	04-04-04	9230	54	02/13	@ DALLAS	L	24-19-11	18211
13	11/11	SAN JOSE	W	05-04-04	8075	55	02/15	ST. LOUIS	O**	24-19-12	11859
14	11/14	NY ISLANDERS	O**	05-04-05	10010	56	02/17	@ TORONTO	W	25-19-12	19098+
15	11/16	@ ANAHEIM	W	06-04-05	16128	57	02/19	@ MONTREAL	W**	26-19-12	21286+
16	11/18	@ LOS ANGELES	L	06-05-05	18230+	58	02/21	@ OTTAWA	L	26-20-12	16938
17	11/20	@ SAN JOSE	W**	07-05-05	17331	59	02/22	@ PITTSBURGH	L	26-21-12	18592+
18	11/22	@ NASHVILLE	O**	07-05-06	17163+	60	02/24	@ CHICAGO	O**	26-21-13	21526+
19	11/24	MINNESOTA	L	07-06-06	8426	61	02/26	CHICAGO	L	26-22-13	17387+
20	11/26	CAROLINA	W	08-06-06	8119	62	02/28	BUFFALO	W	27-22-13	10374
21	11/28	OTTAWA	W	09-06-06	9758	63	03/01	TAMPA BAY	W	28-22-13	10336
22	12/01	@ COLUMBUS	L	09-07-06	12309	64	03/03	TORONTO	L	28-23-13	10198
23	12/02	@ DETROIT	W	10-07-06	20027	65	03/05	DALLAS	O**	28-23-14	8510
24	12/04	COLUMBUS	O**	10-07-07	7788	66	03/07	NY ISLANDERS	W**	29-23-14	14474
25	12/06	BUFFALO	W	11-07-07	8597	67	03/12	WINNIPEG	W	30-23-14	9819
26	12/08	@ ST. LOUIS	L	11-08-07	17330	68	03/14	@ CAROLINA	W	31-23-14	11790
27	12/12	@ DETROIT	W**	12-08-07	20027	69	03/15	@ NY RANGERS	L	31-24-14	18006+
28	12/13	@ BUFFALO	O*	12-08-08	18450	70	03/17	MONTREAL	L	31-25-14	18245+
29	12/16	WASHINGTON	W**	13-08-08	10012	71	03/19	DETROIT	W	32-25-14	11458
30	12/18	@ PHILADELPHIA	W**	14-08-08	19582+	72	03/21	BOSTON	W**	33-25-14	17044+
31	12/20	@ PITTSBURGH	L	14-09-08	18668+	73	03/24	@ TAMPA BAY	L	33-26-14	18729
32	12/22	PITTSBURGH	W**	15-09-08	15947	74	03/26	@ TORONTO	W	34-26-14	18831+
33	12/28	TORONTO	W	16-09-08	17877+	75	03/28	@ MONTREAL	O*	34-26-15	21287+
34	12/30	MONTREAL	O**	16-09-09	19614+	76	03/29	@ OTTAWA	W	35-26-15	19045
35	12/31	NY RANGERS	L	16-10-09	15090	77	03/31	@ BOSTON	L	35-27-15	17565+
36	01/02	@ BUFFALO	W	17-10-09	19070+	78	04/02	CAROLINA	W	36-27-15	9827
37	01/04	@ WASHINGTON	L	17-11-09	18506+	79	04/04	TAMPA BAY	L	36-28-15	11072
38	01/08	@ VANCOUVER	W	18-11-09	18799+	80	04/05	MONTREAL	L	36-29-15	14112
39	01/09	@ CALGARY	W	19-11-09	19289+	81	04/09	BOSTON	W	37-29-15	11778
40	01/11	@ EDMONTON	W	20-11-09	16839+	82	04/11	NEW JERSEY	W	38-29-15	12236
41	01/13	@ WINNIPEG	L	20-12-09	15016+						
42	01/15	COLORADO	L	20-13-09	9584						

REGULAR SEASON RECORDS







# INAUGURAL SEASON FIRSTS (1993-94)

**LINE-UP:** 10/6/93 at Chicago

**STARTERS:** Goalie-John Vanbiesbrouck, Defensemen-Joe Cirella and Keith Brown, Center-Brian Skrudland, Left Wing-Dave Lowry, Right Wing-Scott Mellanby.

**WHO DRESSED:** Defensemen-Gord Murphy, Greg Smyth, Brian Benning and Alexander Godnyuk, Forwards-Evgeny Davydov, Randy Gilhen, Mike Hough, Andrei Lomakin, Tom Fitzgerald, Scott Levins, Bill Lindsay, Jesse Belanger and Rob Niedermayer, Goalie-Mark Fitzpatrick.

**DID NOT DRESS:** Paul Laus, Brent Severyn and Jody Hull

**VICTORY:** 10/9 at Tampa Bay, 2-0 (GWG-Levins)

**HOME VICTORY:** 10/14 vs. Ottawa, 5-4 (GWG-Niedermayer)

**ROAD VICTORY:** 10/9 at Tampa Bay, 2-0 (GWG-Levins)

**SHUTOUT:** 10/9 at Tampa Bay, 2-0 (Vanbiesbrouck)

**SHUTOUT AGAINST:** 11/27, 4-0 at Hartford (Reese)

**TIE:** 10/6, 4-4 at Chicago

**HOME TIE:** 10/17, 3-3 vs. Tampa Bay

**ROAD TIE:** 10/6, 4-4 at Chicago

**LOSS:** 10/7, 5-3 at St. Louis

**HOME LOSS:** 10/12, 2-1 vs. Pittsburgh

**ROAD LOSS:** 10/7, 5-3 at St. Louis

**GOAL:** Scott Mellanby at 12:31 of 1st period, 10/6 at Chicago, assisted by Rob Niedermayer and Evgeny Davydov. Other players on ice, Keith Brown and Brian Benning.

**SHOT ON GOAL:** Brian Skrudland (save by Belfour), at 1:07 of 1st period, 10/6 at Chicago

**POWER-PLAY GOAL:** Scott Mellanby, at 12:31 of 1st period, 10/6 at Chicago

**SHORT-HANDED GOAL:** Brian Skrudland, at 6:40 of 3rd period, 10/29 vs. Winnipeg

**GAME-WINNING GOAL:** Scott Levins, at 2:19 of 1st period, 10/9 at Tampa Bay

**EMPTY-NET GOAL:** Tom Fitzgerald, at 19:33 of 3rd period, 10/9 at Tampa Bay

**OVERTIME GOAL:** Dave Lowry, at 4:56 of OT, 10/30 vs. Tampa Bay

**PENALTY SHOT:** None attempted

**PENALTY (MINOR):** Bill Lindsay (hooking Roenick), at 1:44 of 1st period, 10/6 at Chicago

**PENALTY (MAJOR):** Scott Levins (fighting with Neil Wilkinson), at 13:23 of 1st period, 10/6 at Chicago

**GAME MISCONDUCT:** Alexander Godnyuk, high stick, at 2:53

of 1st period, 10/9 at Tampa Bay

**POWER-PLAY ATTEMPT:** 8:52-10:52 of 1st period (slash on B. Sutter), 10/6 at Chicago

**PENALTY KILL:** 1:44-3:44 of 1st period (hooking Lindsay), 10/6 at Chicago

**FORWARD TO SCORE GOAL:** Scott Mellanby, at 12:31 of 1st period, 10/6 at Chicago

**FORWARD TO RECORD ASSIST:** Rob Niedermayer and Evgeny Davydov at 12:31 of 1st period, 10/6 at Chicago

**DEFENSEMAN TO SCORE GOAL:** Gord Murphy at 5:18 of 3rd period, 10/6 at Chicago

**DEFENSEMAN TO RECORD ASSIST:** Brian Benning at 15:30 of 2nd period, 10/7 at St. Louis

**TWO-GOAL GAME AGAINST:** Jeremy Roenick and Chris Chelios, (two each), 10/6 at Chicago

**HAT TRICK:** None

**HAT TRICK AGAINST:** Brendan Shanahan, 10/7 at St. Louis

**MULTI-POINT GAME:** Andrei Lomakin (1-1-2) and Scott Levins (0-2-2), 10/6 at Chicago

**MULTI-POINT GAME AGAINST:** Chris Chelios (2-2-4), Joe Murphy (0-3-3), Jeremy Roenick (2-0-0) and Steve Smith (0-2-2), 10/6 at Chicago

**3-POINT GAME:** Andrei Lomakin (2-1-3) and Jesse Belanger (0-3-3), 12/8 at Los Angeles

**3-POINT GAME AGAINST:** Chris Chelios (2-2-4), 10/6 at Chicago

**4-POINT GAME AGAINST:** Chris Chelios (2-2-4), 10/6 at Chicago

**2-ASSIST GAME:** Scott Levins (0-2-2), 10/6 at Chicago

**2-ASSIST GAME AGAINST:** Steve Smith (0-2-2), Joe Murphy (0-3-3) and Chris Chelios (2-2-4), 10/6 at Chicago

**3-ASSIST GAME:** Jesse Belanger (0-3-3), 12/8/93 at Los Angeles

**3-ASSIST GAME AGAINST:** Joe Murphy (0-3-3), 10/6 at Chicago

# INAUGURAL SEASON FIRSTS (1993-94)

## Opponents "Firsts" vs. Panthers

**OPENING STARTERS AGAINST:** 10/6 at Chicago: Goalie-Ed Belfour, Defensemen-Bryan Marchment and Chris Chelios, Center-Brent Sutter, Left Wing-Stephane Matteau, Right Wing-Joe Murphy.

**GOAL:** Chris Chelios (power-play goal), at 13:17 of 1st period, 10/6 at Chicago

**SHORT-HANDED GOAL:** Joe Mullen, at 3:51 of 3rd period, 10/12 vs. Pittsburgh

**GAME-WINNING GOAL:** Craig Janney, at 7:28 of 3rd period, 10/7 at St. Louis

**GAME-TYING GOAL:** Jeremy Roenick, at 16:07 of 3rd period, 10/6 at Chicago

**EMPTY-NET GOAL:** Teemu Selanne, at 19:36 of 3rd period, 10/26 vs. Winnipeg

**OVERTIME GOAL:** Rob Pearson, at 2:17 of OT, 10/21 vs. Toronto

**PENALTY SHOT:** Zigmund Palffy (unsuccessful), at 16:49 of 2nd period, 4/14/94 vs. NY Islanders

**PENALTY (MINOR):** Brent Sutter (slashing), at 8:52 of 1st period, 10/6

at Chicago

**PENALTY (MAJOR):** Neil Wilkinson (fighting), at 13:23 of 1st period, 10/6 at Chicago

**GAME MISCONDUCT:** Bryan Marchment, at 16:04 of 2nd period, 10/6 at Chicago

**POWER-PLAY ATTEMPT:** 1:44-3:44 of 1st period (hooking-Lindsay), 10/6 at Chicago

**PENALTY KILL:** 8:52-10:52 of 1st period (slashing-Brent Sutter), 10/6 at Chicago

**FORWARD TO SCORE GOAL:** Jeremy Roenick, at 5:46 of 3rd period, 10/6 at Chicago

**FORWARD TO RECORD ASSIST:** Brian Noonan, at 13:17 of 1st period, 10/6 at Chicago

**DEFENSEMAN TO SCORE GOAL:** Chris Chelios, at 13:17 of 1st period, 10/6 at Chicago

**DEFENSEMAN TO RECORD ASSIST:** Steve Smith, at 13:17 of 1st period, 10/6 at Chicago

## Goaltenders

**DECISION:** Mark Fitzpatrick, 10/7 at St. Louis, 5-3 loss

**WIN:** John Vanbiesbrouck, 10/9 at Tampa Bay, 2-0

**LOSS:** Mark Fitzpatrick, 10/7 at St. Louis, 5-3

**TIE:** John Vanbiesbrouck, 10/6 at Chicago, 4-4

**SHUTOUT:** John Vanbiesbrouck, 10/9 at Tampa Bay, 2-0

**PENALTY SHOT FACED:** Zigmund Palffy of the NY Islanders, 4/14/94 at Miami Arena, stopped by John Vanbiesbrouck, at 16:49 of the 2nd period

# PANTHERS ALL-TIME NUMERICAL ROSTER

- #1 – Kevin Weekes, Kirk McLean, Roberto Luongo
- #2 – Joe Cirella, Terry Carkner, Lance Pitlick, Lyle Odelein, Lucas Krajicek, Branislav Mezei, Keith Ballard, Alexander Sulzer
- #3 – Paul Laus, Karlis Skrastins, Clay Wilson, T.J. Brennan, Steven Kampfer
- #4 – Keith Brown, Per Gustafsson, John Jakopin, Bret Hedican, Jay Bouwmeester, Dennis Seidenberg, Keaton Ellerby, Dylan Olsen
- #5 – Gord Murphy, Filip Kuba, Brad Ference, Yan Golubovsky, Jeff Norton, Igor Ulanov, Branislav Mezei, Bryan Allen, Aaron Ekblad
- #6 – Greg Smyth, Peter Andersson, Jason Woolley, Jeff Norton, Peter Ratchuk, Dan Boyle, Andreas Lilja, Noah Welch, Magnus Johansson, Ville Koistinen, Dennis Wideman, Mike Duco, Ryan Whitney
- #7 – Brian Benning, Mike Casselman, Rhett Warrener, Mike Wilson, Matt Herr, Pavel Trnka, Steve Montador, Noah Welch, Dmitry Kulikov
- #8 – Dallas Eakins, Magnus Svensson, Craig Martin, Dallas Eakins, Jaroslav Spacek, Peter Worrell, Valeri Bure, Joel Kwiatkowski, Tim Kennedy, Wojtek Wolski
- #9 – Jamie Leach, Radek Dvorak, Brad Smyth, Kirk Muller, Len Barrie, Igor Larionov, Stephen Weiss
- #10 – Dave Lowry, Esa Tikkanen, Pavel Bure, Gary Roberts, David Booth, John Madden, Mike Mottau, Joey Crabb
- #11 – Evgeny Davydov, Bill Lindsay, Kevyn Adams, Bill Lindsay, Mikael Samuelsson, Jon Sim, Gregory Campbell, Niclas Bergfors, Joey Crabb, Jonathan Huberdeau
- #12 – Jody Hull, Chris Allen, Dwayne Hay, Marcus Nilson, Ryan Johnson, Alex Hicks, Olli Jokinen, Byron Bitz, Jack Skille, Jimmy Hayes
- #13 – Oleg Kvasha, Vaclav Prospal, Juraj Kolnik, Anthony Stewart, Mike Santorelli
- #14 – Stu Barnes, Ray Whitney, Niklas Hagman, Radek Dvorak, Sergei Samsonov, Tomas Fleischmann
- #15 – Randy Gilhen, Doug Barrault, Gaetan Duchesne, Brett Harkins, David Nemirovsky, Dave Gagner, John Jakopin, Jeff Ware, John Jakopin, Jim Campbell, Eric Messier, Ty Jones, Jozef Stumpel, Jack Skille, Drew Shore
- #16 – Len Barrie, Randy Moller, Ray Sheppard, Gilbert Dionne, Craig Ferguson, Craig Fisher, Ryan Johnson, Oleg Kvasha, Ray Sheppard, Ivan Novoseltsev, Mike Sillinger, Kevyn Adams, Matt Cullen, Nathan Horton, Darcy Hordichuk, Marco Sturm, Aleksander Barkov
- #17 – Jody Hull, Mike Foligno, Dave Tomlinson, Jason Podollan, Viktor Kozlov, Steve Washburn, Ryan Johnson, Dwayne Hay, Greg Adams, Ryan Johnson, Matt Cullen, Garth Murray, Kendal McArdle, Jon Matsumoto, Filip Kuba, Jesse Winchester, Derek MacKenzie
- #18 – Mike Hough, Alex Hicks, Cam Stewart, Marcus Nilson, Ville Peltonen, Shawn Matthias
- #19 – Andrei Lomakin, Brad Smyth, Radek Dvorak, Len Barrie, Serge Payer, Stephen Weiss, Byron Ritchie, Dominic Moore, Marty Reasoner, Scottie Upshall
- #20 – Brian Skrudland, Valeri Bure, Craig MacDonald, Josh Olson, Kamil Piros, Joel Kwiatkowski, Ed Belfour, Richard Zednik, Ryan Carter, Sean Bergenheim
- #21 – Tom Fitzgerald, Mark Parrish, Denis Shvidki, Alexei Semenov, Cory Murphy, Krys Barch, Vincent Trocheck
- #22 – Bob Kudelski, Steve Washburn, Dino Ciccarelli, Todd Simpson, Kristian Huselius, Sean Hill, Jassen Cullimore, Jeff Taffe, Matt Bradley, George Parros, Mike Mottau, Shawn Thornton
- #23 – Bill Lindsay, Jeff Daniels, Rhett Warrener, Chris Wells, Rocky Thompson, Kyle Rossiter, Juraj Kolnik, Lee Goren, Lukas Krajicek, Martin Gelinas, Tyson Strachan, Scott Gomez, Rocco Grimaldi
- #24 – Brent Severyn, Robert Svehla, Darcy Hordichuk, Alexander Karpovtsev, Ruslan Salei, Bryan McCabe, Ryan Carter, Brad Boyes
- #25 – Geoff Smith, Viktor Kozlov, Joe Nieuwendyk, Jacob Markstrom, Jerred Smithson
- #26 – Scott Levins, Jesse Belanger, Ray Sheppard, Dan Boyle, David Nemirovsky, Ray Sheppard, Ivan Novoseltsev, Dan Boyle, Pierre Dagenais, Mike Van Ryn, Steve Bernier, Mikael Samuelsson, Bobby Butler
- #27 – Scott Mellanby, Jaroslav Bednar, Christian Berglund, Noah Welch, Steven Reinprecht, Michal Repik, Alex Kovalev, Nick Bjugstad
- #28 – Patrick Lebeau, Greg Hawgood, Magnus Svensson, Martin Straka, Peter Worrell, Jaroslav Spacek, Jason Wiemer, Jamie Rivers, Donald Audette, Kamil Kreps, Hugh Jessiman, Garrett Wilson
- #29 – Jeff Greenlaw, Johan Garpenlov, Ryan Johnson, Mike Vernon, Anders Eriksson, Lukas Krajicek, Jeff Toms, Igor Kravchuk, Jamie McLennan, Tomas Vokoun, Bill Thomas
- #30 – Mark Fitzpatrick, Mikhail Shtalenkov, Andrew Allen (Dressed but did not play), Jani Hurme, Scott Clemmensen
- #31 – Sean Burke, Wade Flaherty, Steve Shields, Craig Anderson
- #32 – Richard Shulmistra, Mike Vernon, Ryan Jardine, Stephane Matteau, Grant McNeill, Michal Repik, Kris Versteeg
- #33 – Eldon Reddick, Filip Kuba, David Morisset, Kyle Rossiter, Kristian Kudroc, Jamie Allison, Eric Cairns, Wade Belak, Steve MacIntyre, Jacob Markstrom, Brian Foster, Willie Mitchell
- #34 – John Vanbiesbrouck, Mathieu Biron, David Shantz (dressed, but did not play), Alexander Salak, Patrick Rissmiller, Nolan Yonkman, Tim Thomas

# PANTHERS ALL-TIME NUMERICAL ROSTER

- #35 – Peter Ratchuk, Jean-Marc Pelletier (dressed but did not play), Alex Auld, Tyler Plante (did not dress), Jacob Markstrom, Al Montoya
- #36 – Joey Tetarenko, Dmitry Yushkevich, Kyle Rossiter, Mark Cullen, Jussi Jokinen
- #37 – Herbert Vasiljevs, Trevor Kidd, Tanner Glass, Bill Thomas, Greg Rallo
- #38 – Stephane Richer, Eric Beaudoin, Janis Sprukts
- #39 – Alexander Godynyuk, Ivan Novoseltsev, Keaton Ellerby, Dan Ellis
- #40 – Steve Washburn, Eric Boguniecki, Vaclav Nedorost, Greg Jacina
- #41 – Stephane Richer, Serge Payer, Andrej Podkonicky, Ryan Jardine, Nick Smith, Mike Green, Shawn Matthias
- #42 – Jamie Linden, Nick Smith, Matt Herr, Brad Norton, Mikhail Yakubov, Quinton Howden
- #43 – David Emma, Paul Brousseau, Byron Ritchie, Serge Payer, David Brine, Dmitry Kulikov, Mike Weaver
- #44 – Rob Niedermayer, Sandis Ozolinsh, Gregory Campbell, Todd Bertuzzi, Nick Boynton, Jordan Leopold, Erik Gudbranson
- #45 – Rhett Warrener, Brad Ference, David Brine
- #46 – David Booth
- #47 – Craig Ferguson, Lance Ward, Martin Lojek, Colby Robak
- #48 – Dwayne Hay, Dave Duerden, Marcus Nilson, Joe Callahan
- #49 – Lance Ward
- #50 – Drew Larman
- #51 – David Nemirovsky, Rob Globke, Brian Campbell
- #52 – Jason Garrison, Jonathan Rheault
- #53 – Brett McLean
- #54 – Kamil Kreps
- #55 – Ed Jovanovski, Igor Ulanov, Sean Hill, Ric Jackman, Steve Eminger, Ed Jovanovski
- #56 – Ivan Majesky
- #57 – Anthony Stewart, Marcel Goc
- #60 – Jose Theodore
- #61 – Cory Stillman
- #62 – Vaclav Nedorost
- #63 – Evgeny Dadonov, Dave Bolland
- #64 – Stefan Meyer
- #65 – Victor Oreskovich
- #67 – Michael Frolik, Vincent Trocheck
- #68 – Serge Payer, Mike Duco, Jaromir Jagr
- #71 – Kenndal McArdle
- #72 – Alex Petrovic
- #73 – Bracken Kearns, Brandon Pirri
- #74 – Nick Tarnasky
- #75 – Scott Timmins
- #76 – Eric Selleck
- #77 – Chris Gratton, Tom Gilbert
- #80 – Kevin Weekes
- #82 – Tomas Kopecky
- #85 – Rostislav Olesz
- #88 – Peter Mueller
- #97 – Esa Tikkanen, Matt Gilroy



# PANTHERS ALL-TIME REGISTER

The Following Players Have Appeared in at Least One NHL Game with the Florida Panthers.

PLAYER POS. NUMBER(S) WORN YEARS

Adams, Greg LW 17 2000-2001  
Adams, Kevyn C 11 2001-2002  
Allen, Bryan D 5 2006-2011  
Allen, Chris D 12 1998-1999  
Allison, Jamie D 33 2005-2006  
Anderson, Craig G 31 2006-2009  
Andersson, Peter D 6 1993-1994  
Audette, Donald RW 28 2004  
Auld, Alexander G 35 2006-2007  
Ballard, Keith D 2 2008-2010  
Barch, Kryz RW 21 2011-2012 &

2013-14

Barkov, Aleksander C 16 2013-15  
Barnes, Stu C 14 1993-1996  
Barrault, Doug RW 15 1993-1995  
Barrie, Len C/RW 16, 19, 9 1993-1994 &

Beaudoin, Eric LW 38 2002-2004  
Bednar, Jaroslav RW 27 2002-2003  
Belak, Wade RW 33 2008  
Belanger, Jesse C 26 1993-1996  
Belfour, Ed G 20 2006-2007  
Benning, Brian D 7 1993-1995  
Berglund, Christian RW 27 2004  
Bernier, Steve RW 26 2010-2011  
Bergenheim, Sean LW 20 2011-2015  
Bergfors, Niclas RW 11 2011  
Bertuzzi, Todd RW 44 2006-2007  
Biron, Mathieu D 34 2002-2004  
Bitz, Byron RW 12 2010  
Bjugstad, Nick C 27 2012-2015  
Boguniecki, Eric C 40 1999-2000  
Bolland, Dave C 63 2014-15  
Booth, David LW 46, 10 2006-2011  
Bouwmeester, Jay D 4 2002-2009  
Boyes, Brad RW 24 2013-15  
Boyle, Dan D 26, 6 1998-2002  
Boynton, Nick D 44 2008-2009  
Bradley, Matt RW 22 2011-2012  
Brennan, TJ D 3 2012-2013  
Brine, David C 43 2007-2008  
Brousseau, Paul RW 43 2001  
Brown, Keith D 4 1993-1995  
Bure, Pavel RW 10 1999-2002  
Bure, Valeri RW 20 2001-2004  
Burke, Sean G 31 1998-1999  
Butler, Bobby RW 26 2013-14  
Callahan, Joe D 48 2010-2011  
Campbell, Brian D 51 2011-2015  
Campbell, Gregory C/LW 44, 11 2003-2010  
Campbell, Jim RW 15 2002  
Carkner, Terry D 2 1995-1998  
Carter, Ryan C 20, 24 2011  
Caruso, Michael D 62 2012-13  
Casselman, Mike LW 7 1995-1997  
Ciccarelli, Dino RW 22 1998-1999  
Cirella, Joe D 2 1993-1995  
Clemmensen, Scott G 30 2009-2014  
Crabb, Joey RW 10 2013-14  
Cullen, Mark C 36 2011-2012  
Cullen, Matt C 16, 17 2003-2004  
Cullimore, Jassen D 22 2007-2009  
Dadonov, Evgeny RW 63 2010-2011  
Dagenais, Pierre RW 26 2002-2003  
Daniels, Jeff LW 23 1993-1995  
Davydov, Evgeny LW 11 1993-1995  
Dionne, Gilbert LW 16 1995-1997  
Duchesne, Gaetan LW 15 1994-1995  
Duco, Mike C 10, 6 2009-2010  
Duerden, Dave LW 48 2000  
Dvorak, Radek RW 9, 19, 14 1995-99 & 2007-11

Eakins, Dallas D 8 1993-95 & 1997-98  
Ekblad, Aaron D 5 2014-15  
Ellerby, Keaton D 39, 4 2010-2013  
Ellis, Dan G 39 2014-15  
Eminger, Steve D 55 2009  
Emma, David RW 43 2000-2001  
Eriksson, Anders D 29 2000-2001  
FERENCE, Brad D 45, 5 1999-2003  
Ferguson, Craig C/LW 16, 47 1996-2000  
Fisher, Craig C/LW 16 1996-1997  
Fitzgerald, Tom RW/C 21 1993-1998  
Fitzpatrick, Mark G 30 1993-1998

PLAYER POS. NUMBER(S) WORN YEARS

Flaherty, Wade G 31 2002-2003  
Fleischmann, Tomas LW 14 2011-2015  
Foligno, Mike RW 17 1993-1994  
Foster, Brian G 33 2011-2012  
Frolik, Michael C 67 2008-2011  
Gagner, Dave C 15 1997-1999  
Garpenlov, Johan LW 29 1994-1998  
Garrison, Jason D 52 2008-2012  
Gelinas, Martin LW 23 2005-2007  
Gilbert, Tom D 77 2013-14  
Gilhen, Randy C 15 1993-1994  
Gilroy, Matt D 97 2013-14  
Glass, Tanner LW 37 2007-2008  
Globke, Rob RW 51 2005-2008  
Goc, Marcel C 57 2011-2014  
Godyniuk, Alexander D 39 1993-1994  
Golubovskiy, Yan D 5 2000-2001  
Gomez, Scott C 23 2013-14  
Goren, Lee LW 23 2003  
Gratton, Chris C 77 2005-2007  
Green, Mike C 41 2004  
Greenlaw, Jeff LW 29 1993-1995  
Grimaldi, Rocco RW 23 2014-15  
Gudbranson, Erik D 44 2011-2015  
Gustafsson, Per D 4 1996-1997  
Hagman, Niklas LW 14 2001-2004  
Harkins, Brett C 15 1995-1996  
Hawgood, Greg D 28 1993-1994  
Hay, Dwayne LW 12, 17, 48 1998-2000  
Hayes, Jimmy RW 12 2013-15  
Hedican, Bret D 4 1999-2002  
Herr, Matt C 43, 42 2001-2002  
Hicks, Alex LW 18, 12 1998-2000  
Higgins, Chris LW 21 2010-2011  
Hill, Sean D 22, 55 2005-2006  
Hordichuk, Darcy LW 24, 16 2003-2004 &

Horton, Nathan C 16 2003-2010  
Hough, Mike LW 18 1993-1997  
Howden, Quinton C 42 2012-2014  
Huberdeau, Jonathan LW 11 2012-15  
Hull, Jody RW 17, 12 1993-1998  
Hurme, Jani G 30 2002-2003  
Huselius, Kristian LW 22 2001-2004  
Jacina, Greg RW 40 2005-2007  
Jackman, Ric D 55 2005-2007  
Jagr, Jaromir RW 68 2014-15  
Jakopin, John D 4, 15 1998, 2001  
Jardine, Ryan LW 42, 32 2001-2002  
Jessiman, Hugh RW 28 2011  
Johannson, Magnus D 6 2008  
Johnson, Ryan C 16, 17, 29, 12 1998-2000 &

Jokinen, Olli C 12 2000-2008  
Jokinen, Jussi LW 36 2014-15  
Jones, Ty RW 15 2004  
Jovanovski, Ed D 55 1995-1999 &  
Kampf, Steven D 3 2014-15  
Kennedy, Tim LW 8 2011  
Kidd, Trevor G 37 1999-2002  
Koistinen, Ville D 6 2009  
Kolnik, Juraj RW 23, 13 2002-2007  
Kopecky, Tomas RW 82 2011-15  
Kovalev, Alex RW 27 2012-2013  
Kozlov, Viktor C/RW 17, 25 1997-2004  
Krajicek, Lukas D 29, 23, 2 2002-2006  
Kravchuk, Igor D 29 2003  
Kearns, Bracken C 73 2011-2012  
Kreps, Kamil C 54 2006-2010  
Kuba, Filip D 33, 5, 17 1999-2000

& 2012-13

Kudelski, Bob RW 22 1994-1996  
Kudroc, Kristian D 33 2004  
Kulikov, Dmitry D 43, 7 2009-2015  
Kwiatkowski, Joel D 20, 8 2005-2007  
Kvasha, Oleg C/LW 16, 13 1998-2000  
Larionov, Igor C 9 2000  
Larman, Drew C 50 2006-2008  
Laus, Paul D/RW 3 1993-2003  
Leach, Jamie RW 9 1993-1995  
Lebeau, Patrick RW 28 1993-1994  
Leopold, Jordan D 44 2009-2010  
Levins, Scott C 22 1993-1994

# PANTHERS ALL-TIME REGISTER

The Following Players Have Appeared in at Least One NHL Game with the Florida Panthers.

PLAYER	POS.	NUMBER(S)	WORN YEARS
Lindsay, Bill	LW	23, 11	1993-1999 & 2001-2002
Lojek, Martin	D	47	2006-2008
Lomakin, Andrei	LW	19	1993-1995
Lowry, Dave	LW	10	1993-1997
Luongo, Roberto	G	1	2000-2006 & 2013-14
MacDonald, Craig	C	20	2003-2004
MacKenzie, Derek	C	17	2014-15
MacIntyre, Steve	LW	33	2009-2010
Madden, John	C	10	2012
Majesky, Ivan	D	56	2002-2003
Markstrom, Jacob	G	25, 35	2011-2014
Martin, Craig	RW	8	1996-1997
Matsumoto, Jonathan	C	17	2011-2012
Matteau, Stephane	LW	32	2002-2003
Matthias, Shawn	C	41, 18	2007-2014
McArdle, Kennndal	LW	71, 17	2008-2010
McCabe, Bryan	D	24	2008-2011
McLean, Brett	C	53	2007-2009
McLean, Kirk	G	1	1998-1999
McLennan, Jamie	G	29	2005-2006
McNeill, Grant	D	32	2003
Mellanby, Scott	RW	27	1993-2001
Messier, Eric	LW	15	2003-2004
Mezei, Branislav	D	5, 2	2002-2008
Mitchell, Willie	D	33	2014-15
Moller, Randy	D	16	1994-1995
Montador, Steve	D	7	2005-2008
Montoya, Al	G	35	2014-15
Moore, Dominic	C	19	2009-2010
Morisset, David	RW	33	2001
Mottau, Mike	D	22	2013-14
Mueller, Peter	C	88	2012-2013
Muller, Kirk	LW/C	9	1996-1999
Murphy, Cory	D	21	2007-2008
Murphy, Gord	D	5	1993-1999
Murray, Garth	RW	17	2007-2008
Meyer, Stefan	C	64	2007-2008
Nedorost, Vaclav	C	40	2003-2004
Nemirovsky, David	RW	51, 15, 26	1995-1999
Niedermayer, Rob	C	44	1993-2001
Nieuwendyk, Joe	C	25	2005-2007
Nilson, Marcus	LW/C	12, 48, 18	1999-2004
Norton, Brad	D	42	2002
Norton, Jeff	D	6, 5	1998 & 2001-2002
Novoseltsev, Ivan	RW	16, 26, 39	1999-2003
O'Brien, Shane	D	74	2014-15
Odelein, Lyle	D	2	2003-2004
Olesz, Rostislav	LW	85	2005-2011
Olsen, Dylan	D	4	2013-15
Olson, Josh	LW	20	2004
Oreskovich, Victor	RW	65	2009-2010
Ozolinsh, Sandis	D	44	2002-2003
Parrish, Mark	RW	21	1998-2000
Parros, George	RW	22	2012-2013
Payer, Serge	C	68, 41, 19, 43	2000-2006
Peltonen, Ville	LW	18	2006-2009
Petrovic, Alex	D	72	2012-2015
Piros, Kamil	RW	20	2004
Pirri, Brandon	C	73	2013-15
Pitlick, Lance	D	2	1999-2002
Podkonicky, Andrej	LW	41	2001
Podollan, Jason	RW	17	1996-1997
Prospal, Vaclav	C	13	2001
Rallo, Greg	C	37	2011-2013
Racine, Jonathan	D	58	2013-14
Ratchuk, Peter	D	6, 35	1998-2001
Reasoner, Marty	C	19	2010-2011
Reddick, Eldon	G	33	1993-1994
Reinprecht, Steven	C	27	2009-2010
Repik, Michal	RW	32, 26, 27	2008-2011
Rheault, Jonathan	C	52	2012-2013
Richer, Stephane	D	41, 38	1993-1995
Rissmiller, Patrick	LW	34	2011
Ritchie, Byron	C	43, 19	2002-2004
Rivers, Jamie	D	28	2003
Robak, Colby	D	47	2011-2015
Roberts, Gary	LW	10	2005-2007
Rossiter, Kyle	D	23, 36	2002-2004
Salak, Alexander	G	35	2009
Salei, Ruslan	D	24	2006-2008
Samsonov, Sergei	LW	14	2011
Samuelsson, Mikael	RW	11, 26	2003-2004 &

Santorelli, Mike	C	13	2011-2012
Seidenberg, Dennis	D	13	2010-2013
Selleck, Eric	LW	76	2012-2013
Semenov, Alexei	D	21	2005-2007
Severyn, Brent	D	24	1993-1995
Sheppard, Ray	RW	16, 26	1995-1998 & 1999-2000
Shields, Steve	G	31	2003-2004
Shore, Drew	C	15	2012-2014
Shtalenkov, Mikhail	G	30	1999-2000
Shulmistra, Richard	G	32	1999-2000
Shvidki, Denis	RW	21	2000-2004
Sillinger, Mike	C	16	2000-2001
Sim, Jon	RW	11	2005-2006
Simpson, Todd	D	22	1999-2001
Skille, Jack	RW	15, 12	2010-2013
Skrastins, Karlis	D	3	2008-2009
Skrudland, Brian	C	20	1993-1997
Smith, Geoff	D	25	1993-1997
Smith, Nick	C	42, 41	2001-2002
Smithson, Jerred	C	25	2012-2013
Smyth, Brad	RW	19, 9	1995-1996
Smyth, Greg	D	6	1993
Spacek, Jaroslav	D	8, 28	1998-2000
Sprukts, Janis	C	38, 41	2006-2008
Stewart, Anthony	RW	57	2005-2009
Stewart, Cam	LW	18	1999-2000
Stillman, Cory	LW	61	2008-2011
Strachan, Tyson	D	23	2011-2013
Straka, Martin	C	28	1995-1997
Stumpel, Jozef	C	15	2005-2008
Sturm, Marco	LW	16	2011-2012
Sulzer, Alexander	D	2	2011
Svehla, Robert	D	24	1994-2002
Svensson, Magnus	D	28, 8	1994-1996
Taffe, Jeff	C	22	2009-2010
Tarnasky, Nick	C	74	2008-2010
Tetarenko, Joey	RW/D	36	2000-2003
Theodore, Jose	G	60	2011-2012
Thomas, Bill	RW	37, 29	2010-2011
Thomas, Tim	G	34	2013-14
Thompson, Rocky	LW/D	23	2001-2002
Thornton, Shawn	LW	22	2014-15
Tikkanen, Esa	LW	97, 10	1997-1998
Timmins, Scott	C	75	2011
Tomlinson, Dave	C	17	1993-1995
Toms, Jeff	C/LW	29	2002-2003
Trnka, Pavel	D	7	2003-2004
Trocheck, Vincent	C	67, 21	2013-15
Ulanov, Igor	D	5, 55	2002-2003
Upshall, Scottie	LW	19	2011-2015
Vanbiesbrouck, John	G	34	1993-1998
Van Impe, Darren	D	29	2001-2002
Van Ryn, Mike	D	26	2003-2008
Vasiljevs, Herbert	RW	37	1999
Vernon, Mike	G	32, 29	1999-2000
Versteeg, Kris	RW	32	2011-2014
Vokoun, Tomas	G	29	2007-2011
Ward, Lance	D/RW	47, 49	2000-2003
Ware, Jeff	D	15	1999
Warren, Rhett	D	45, 23, 7	1995-1999
Washburn, Steve	C	40, 22, 17	1995-1998
Weaver, Mike	D	43	2010-2014
Weekes, Kevin	G	1, 80	1997-1999
Weiss, Stephen	C	19, 9	2002-2013
Welch, Noah	D	6, 27	2006-2008
Wells, Chris	C	23	1996-2000
Whitney, Ray	LW	14	1997-2001
Whitney, Ryan	D	6	2013-14
Wideman, Dennis	D	6	2010-2011
Wiemer, Jason	C/LW	28	2001-2002
Wilson, Clay	D	5, 3	2010-2011
Wilson, Mike	D	7	1999-2001
Wilson, Garrett	LW	28	2013-15
Winchester, Jesse	C	17	2013-14
Wolski, Wojtek	LW	8	2012
Woolley, Jason	D	6	1995-1996
Worrell, Peter	LW	28, 8	1997-2003
Yakubov, Mikhail	C	42	2005-2006
Yonkman, Nolan	D	34	2011-2013
Yushkevich, Dmitry	D	36	2002
Zednik, Richard	LW	20	2007-2009

# PANTHERS ALL-TIME HISTORY

## DECEMBER 10, 1992

The NHL awards an expansion franchise to H. Wayne Huizenga, Chairman of Blockbuster Entertainment Corporation. Huizenga announces he'll operate the team in South Florida.

## MARCH 1, 1993

The NHL and Huizenga announce that South Florida will join the NHL in time for the 1993-94 season. Bob Clarke named Vice President and General Manager.

## APRIL 19, 1993

William A. Torrey named President. Club officially named the FLORIDA PANTHERS.

## APRIL 21, 1993

Dean Jordan named Vice President of Business Operations and Alternate Governor.

## MAY 24, 1993

The Panthers announce a three-year agreement with the Cincinnati Cyclones of the International Hockey League.

## JUNE 2, 1993

Roger Neilson named first head coach of the Panthers.

## JUNE 14, 1993

NHL Commissioner Gary Bettman presents Panthers owner H. Wayne Huizenga with official certificate of entry into the National Hockey League. Panthers unveil home and road uniforms, along with primary and secondary logos. The team colors are navy blue, red, and yellow-gold.

## JUNE 24, 1993

The Panthers select goaltender John Vanbiesbrouck with the first pick of the 1993 NHL Expansion Draft in Quebec City. In all, Florida selects 24 players.

## JUNE 26, 1993

At Le Colisee in Quebec City, the Panthers select forward Rob Niedermayer with the team's first-ever Entry Draft pick. Florida

chooses 13 amateur players in the draft.

## JULY 8, 1993

Hall of Fame netminder Bill Smith named Panthers' goaltending coach.

## JULY 28, 1993

The Panthers unveil artwork of inaugural logo created for the team's first season. Seven players visit South Florida and begin week-long promotional tour. Players included: goaltender John Vanbiesbrouck, forwards Rob Niedermayer, Scott Mellanby, Dave Lowry, Brian Skrudland and Andrei Lomakin and defenseman Joe Cirella.

## AUGUST 3, 1993

In their first-ever trade, the Panthers acquire forward Jason Cirone from the Winnipeg Jets in exchange for Dave Tomlinson. Florida had acquired Tomlinson from the Toronto Maple Leafs in exchange for future considerations.

## SEPTEMBER 7, 1993

The temperature drops to 22 degrees as Miami Arena makes ice for the Panthers' inaugural season.

## SEPTEMBER 11, 1993

Fifty-two players report to Miami Arena for the Panthers' first training camp.

## SEPTEMBER 16, 1993

The Panthers open their inaugural eight-game preseason schedule against the Tampa Bay Lightning at the Lakeland (FL) Civic Center.

## OCTOBER 6, 1993

The Panthers travel to Chicago Stadium and skate to a 4-4 tie with the Blackhawks in the team's first-ever regular-season game. Right wing Scott Mellanby scores the Panthers' first goal at 12:31 of the opening period. The game is broadcast in Spanish for the first time by Arley Londono and Manolo Alvarez on WCMQ 1210 AM.





# PANTHERS ALL-TIME HISTORY

## OCTOBER 9, 1993

Before an NHL-record crowd of 27,227 at the ThunderDome in St. Petersburg, the Panthers win their first game as John Vanbiesbrouck records a 2-0 shutout over the Tampa Bay Lightning. Scott Levins and Tom Fitzgerald score the Florida goals.

## OCTOBER 12, 1993

The Panthers play their inaugural home opener before a sellout crowd of 14,372 at Miami Arena. Florida drops a 2-1 decision to the Pittsburgh Penguins.

## NOVEMBER 10, 1993

In their first-ever game against the defending Stanley Cup-Champion Montreal Canadiens, the Panthers earn a 3-1 victory at the Montreal Forum.

## JANUARY 22, 1994

Goaltender John Vanbiesbrouck and Right Wing Bob Kudelski represent the Panthers at the NHL All-Star Game at Madison Square Garden in New York City. Kudelski scores two goals in the contest.

## JANUARY 24, 1994

In front of a sellout crowd at Miami Arena, the Panthers set a team record with five goals in one period and skate to an 8-3 victory over the Montreal Canadiens. It's their largest winning margin of the season.

## JANUARY 31, 1994

Rookie Center Jesse Belanger is named the NHL's "Player of the Week" for the period ending January 30. Belanger becomes the first Panther to win the award and the first to win it in his club's inaugural season. Belanger had four goals and four assists in four games.

## MARCH 31, 1994

The Panthers tie New Jersey, 3-3, as they record their 74th point of the season, the most ever by a first-year team. Goaltender John Vanbiesbrouck is named the NHL's "Player of the Week" for the period ending March 21. He went 3-0-1, with a 2.20 GAA and a .940 save percentage.

## APRIL 14, 1994

The Panthers complete the most successful season ever by a first-year NHL team with a 4-1 victory over the New York Islanders at Miami Arena. After the game, the players salute the fans for their tremendous support. Said captain Brian Skrudland, "We didn't know what to expect when we came down to Florida, and we certainly didn't expect to have the best fans in the National Hockey League."

## JUNE 15, 1994

Vice President and General Manager Bob Clarke is released from the remaining two years of his contract. Clarke returns to the Philadelphia Flyers as president and general manager.

## JUNE 28, 1994

The Panthers select ten players in the 1994 NHL Entry Draft, including the number one pick overall in Defenseman Ed Jovanovski. In all, Florida selects 10 amateurs in the 11 rounds of the draft. A crowd of 4,000 overflows the Omni Hotel in Miami as the Panthers host "HockeyFest," an NHL Draft party.

## AUGUST 1, 1994

Bryan Murray is named general manager of the Panthers.

## SEPTEMBER 4, 1994

The Panthers open their second annual training camp as 59 players report to Peterborough, Ontario.

## JANUARY 11, 1995

The NHL Players Association accepts the NHL's final collective bargaining proposal, putting an end to the 103-day labor dispute that reduced the league's season from 84 to 48 games.

## APRIL 20, 1995

The Panthers kick-off a state-wide license plate program, benefiting the Florida Sports Foundation.

## JUNE 7, 1995

The Carolina (AHL) Monarchs are named the Panthers' top minor-league affiliate, while Florida retains its affiliation with the Cincinnati Cyclones of the IHL.

## JUNE 8, 1995

Roger Neilson is relieved of his head coaching duties. Neilson had a record of 53-56-23 (.489 winning pct.) in two seasons behind the Panthers' bench.

## JUNE 9, 1995

The Panthers sign 1994 No. 1 draft pick Ed Jovanovski to a multi-year contract.

## JULY 8, 1995

The Panthers turn the Broward County Convention Center into a mecca for hockey enthusiasts when they host their second annual "HockeyFest."

## JULY 11, 1995

The Panthers select Left Wing Radek Dvorak with their first pick (10th overall) in the 1995 NHL Entry Draft. Florida makes eight more selections at the draft in Edmonton, Alta.

## JULY 20, 1995

Rich Kromm is named head coach of the Panthers' AHL affiliate, the Carolina Monarchs.

## JULY 24, 1995

Doug MacLean is named head coach of the Panthers. He becomes the second coach in franchise history.

## AUGUST 15, 1995

Radek Dvorak signs a multi-year contract. Dvorak was the Panthers' first choice (10th overall) in the 1995 NHL Entry Draft.

## SEPTEMBER 11, 1995

The Panthers' third annual training camp opens as 72 players report to Greensboro, North Carolina.

## OCTOBER 8, 1995

Scott Mellanby scores two goals and kills a rat in the Panthers' dressing room prior to the team's 4-3 victory over the Calgary Flames. Mellanby's feat is dubbed a "Rat Trick" by John Vanbiesbrouck, and within weeks, fans begin tossing rats onto the ice to celebrate Florida goals.

## JANUARY 20, 1996

Coach Doug MacLean leads the Panthers to the best record in the Eastern Conference and earns the right to coach in the All-Star Game. MacLean is joined in Boston by John Vanbiesbrouck and Scott Mellanby.

## JANUARY 23, 1996

Johan Garpenlov scores three goals in the Panthers' 5-4 win at Washington to record the first hat trick in team history.

## APRIL 14, 1996

The Panthers conclude the 1995-96 season with 92 points (41-31-10), good for fourth place in the Eastern Conference. The team qualifies for the Stanley Cup Playoffs for the first time.



# PANTHERS ALL-TIME HISTORY

**APRIL 17, 1996**

Before a packed house at Miami Arena, the Panthers defeat the Boston Bruins, 6-3, in their first-ever playoff game.

**APRIL 27, 1996**

In Game 5 of the Eastern Conference Quarterfinals against Boston, Bill Lindsay scores a spectacular goal with 4:57 left in the third period to break a 3-3 tie and give the Panthers their first-ever playoff series victory.

**MAY 12, 1996**

In Game 5 of the Eastern Conference Semifinals against the Philadelphia Flyers, Mike Hough scores in double OT to give the Panthers a 3-2 lead in the series. Florida eliminates the Flyers two days later in Miami.

**JUNE 1, 1996**

The Panthers go on the road and defeat the Pittsburgh Penguins, 3-1, in Game 7 of the Eastern Conference Finals to win the Prince of Wales Trophy as champions of the conference. They fly to Colorado after the game to begin preparations for the Stanley Cup Finals.

**JUNE 10, 1996**

The Panthers and Colorado Avalanche play one of the classic games in Stanley Cup Finals history. The match remains scoreless until Colorado's Uwe Krupp connects at 4:31 of the third OT period to give the Avalanche the victory and its first-ever Stanley Cup title.

**JUNE 12, 1996**

A capacity crowd fills Miami Arena to thank the Panthers for a wonderful season. The highlight of the evening occurs when Ed Jovanovski and Rhett Warrener dump a bucket of water over the head of coach Doug MacLean.

**JUNE 22, 1996**

The Panthers select nine players at the 1996 NHL Entry Draft in St. Louis, MO. Their top choice (20th overall) is Swedish forward Marcus Nilson.

**AUGUST 7, 1996**

The Panthers and SportsChannel Florida agree to a multi-year deal for television rights to the club's games.

**SEPTEMBER 9, 1996**

The Panthers open their fourth annual training camp in

Summerside, Prince Edward Island, hometown of coach Doug MacLean.

**OCTOBER 30, 1996**

The Panthers defeat the Chicago Blackhawks, 3-2, to extend their season-opening unbeaten streak to 12 games (8-0-4). John Vanbiesbrouck is named the NHL's Player of the Month for October after going 6-0-3, with a 1.41 GAA and a .950 SV%.

**NOVEMBER 15, 1996**

The Panthers conduct an official "ice-breaking" ceremony at the site of their new arena in Sunrise. The event is attended by NHL commissioner Gary Bettman as well as club and government officials.

**JANUARY 18, 1997**

For the second year in a row, Doug MacLean coaches the Eastern Conference to victory in the NHL All-Star Game. John Vanbiesbrouck makes his third All-Star appearance and Robert Svehla records two assists and a plus-6 rating in the contest.

**MARCH 22, 1997**

The Panthers celebrate their 50th consecutive sellout (including playoffs) at Miami Arena.

**APRIL 11, 1997**

The Panthers clinch fourth place in the Eastern Conference and home ice in the first round of the Stanley Cup Playoffs by defeating the Pittsburgh Penguins, 4-2. The Cats finish their fourth season with a record of 35-28-19, good for 89 points.

**APRIL 25, 1997**


Esa Tikkanen, who would sign with the Panthers four months later, scores at 12:02 of OT as the New York Rangers eliminate the Cats from the playoffs.

**JUNE 21, 1997**

The Panthers select 10 players at the 1997 NHL Entry Draft in Pittsburgh, Pennsylvania. Their top choice (20th overall) is left wing/center Mike Brown.

**SEPTEMBER 9, 1997**

The Panthers open their fifth annual training camp at Miami Arena.



# PANTHERS ALL-TIME HISTORY

## NOVEMBER 24, 1997

Doug MacLean is relieved of his head coaching duties. General Manager Bryan Murray agrees to coach for the remainder of the season.

## NOVEMBER 26, 1997

In Bryan Murray's first game behind the Florida bench, the Panthers set a team record by scoring 10 goals in a 10-5 win over the Boston Bruins.

## DECEMBER 27, 1997

John Vanbiesbrouck records the 300th victory of his NHL career and 100th as a Panther in a 6-2 win over the New York Islanders at Nassau Coliseum. Vanbiesbrouck becomes the 15th goaltender in NHL history — and second American — to win 300 games.

## FEBRUARY 3, 1998

Dino Ciccarelli, who was acquired from the Tampa Bay Lightning three weeks earlier, scores the 600th goal of his NHL career as the Panthers tie the Detroit Red Wings, 1-1. Ciccarelli becomes the ninth player in NHL history to reach this milestone.

## FEBRUARY 8, 1998

The Panthers and 25 other NHL teams begin their "Winter Break" as the league shuts down to enable its players to participate in the Winter Olympics for the first time. John Vanbiesbrouck (USA), Robert Svehla (Slovakia) and Esa Tikkanen (Finland) are the Panthers who head to Nagano, Japan. Tikkanen's club wins the Bronze Medal.

## MARCH 24, 1998

The Panthers send Tom Fitzgerald to Colorado and Ray Sheppard to Carolina as General Manager Bryan Murray stays active at the trade deadline.

## APRIL 16, 1998

The Panthers play their final game at Miami Arena, losing to the Philadelphia Flyers, 7-3. Florida compiles a record of 81-78-29 (.508 winning pct.) in Miami. Afterwards, the players toss merchandise to the fans and original Panthers John Vanbiesbrouck, Scott Mellanby, Gord Murphy, Paul Laus, Bill Lindsay and Rob Niedermayer are honored.

## JUNE 21, 1998

The Panthers name Terry Murray head coach. He becomes the fourth coach in franchise history.

## JUNE 27, 1998

The Panthers select nine players at the 1998 NHL Entry Draft in Buffalo, NY. Their top choice (30th overall) is defenseman Kyle Rossiter.

## JULY 14, 1998

The Panthers' new arena in Sunrise is officially named the National Car Rental Center.

## SEPTEMBER 12, 1998

The Panthers open their sixth annual training camp at the National Car Rental Center.

## SEPTEMBER 19, 1998

"HockeyFest" is held at the National Car Rental Center for the first time.

## SEPTEMBER 27, 1998

The Panthers face the Boston Bruins in the first preseason game at the National Car Rental Center.

## OCTOBER 9, 1998

The Panthers host the Tampa Bay Lightning in the first regular-season game at the National Car Rental Center. It's the first time the Panthers have ever opened a season at home.

## OCTOBER 30, 1998

Rookie Mark Parrish scores four goals at Chicago, setting a new club record and a team rookie record. Parrish notches two in the first period and two more in the third as the Panthers blast the Blackhawks, 7-3. Ray Whitney assists on three of the rookie's goals.

## NOVEMBER 3, 1998

Mark Parrish is named NHL Rookie of the Month for October, winning the honor over Los Angeles Goaltender Manny Legace and Vancouver center Bill Muckalt. Parrish led Florida in scoring (6-2-8) for the month, leading the Cats to a 3-3-3 record.





# PANTHERS ALL-TIME HISTORY

## DECEMBER 17, 1998

The Panthers announce they will have their own American Hockey League affiliate in Louisville, Kentucky, signing a long-term player development deal with the Louisville Panthers. Florida will supply a minimum of 18 players to Louisville, which will play its home games at historic Freedom Hall, home of the University of Louisville basketball team.

## JANUARY 17, 1999

In the biggest trade in team history, the Panthers acquire star Right Wing Pavel Bure from the Vancouver Canucks. Florida also receives defensemen Bret Hedican and Brad Ference and a 1999 or 2000 draft choice. The Panthers send Ed Jovanovski, Dave Gagner, Mike Brown, Kevin Weekes and a 1999 or 2000 draft choice to the Canucks.

## JANUARY 20, 1999

Pavel Bure scores two goals in his first game as a Panther, leading the Cats to a 5-2 victory over the Islanders in New York. Bret Hedican chips in his first two points as a Panther – both assists – in just his second game.

## JANUARY 26, 1999

The Russian Rocket ignites the Cats with his first Florida hat trick. Pavel Bure's three goals force a 3-3 tie with the Flyers in Philadelphia. Bure finishes the contest with six goals in his first three games as a Panther.

## JANUARY 27, 1999

Pavel Bure plays his first game at National Car Rental Center. Although he has his three-game goal-scoring streak snapped, he earns his first home point in Florida with an assist, as the Cats top Montreal, 2-1. The win extends Florida's unbeaten streak to four in Bure's first four games.

## FEBRUARY 8, 1999

The Panthers announce they have signed Pavel Bure to a five-year contract extension, locking up rights to the "Russian Rocket" through the 2005-2006 season.

## MARCH 3, 1999

Four games after returning from a strained right knee, Pavel Bure nets a hat trick on his first three shots against the Colorado Avalanche. But Bure is forced to leave the game when he re-injures his knee and the Cats blow a 5-0 lead by allowing seven unanswered goals. Peter Forsberg scores three goals and adds three assists as Colorado wins 7-5. Bure is out for the season, after undergoing arthroscopic surgery on March 5 and additional surgery on March 29 in Birmingham, Alabama, to repair an anterior cruciate ligament.

## APRIL 17, 1999

The Panthers complete their first season at National Car Rental Center with a 6-2 home win over the Tampa Bay Lightning. Despite missing the playoffs for the second straight year, Florida improves by 15 points in the standings in its first season under Terry Murray.

## JUNE 25, 1999

Longtime Panther Defenseman Gord Murphy is selected by the Atlanta Thrashers in the NHL Expansion Draft. The Panthers also make a deal with Atlanta, sending Johan Garpenlov, Herbert Vasiljevs, Daniel Tarnqvist and a 1999 sixth-round draft choice to the Thrashers for goaltender Trevor Kidd.

## JUNE 26, 1999

The Panthers select 18-year-old right wing Denis Shvidki as their first selection (12th overall) in the 1999 NHL Entry Draft, in Boston. The Kharkov, Ukraine, native had just completed a 94-point season with Barrie (OHL).

## JULY 12, 1999

The Panthers name Chuck Fletcher general manager of the Louisville affiliate. Fletcher will also remain assistant general manager of the Florida Panthers, under Bryan Murray.

## JULY 22, 1999

Hall of Fame Broadcaster Jiggs McDonald is named radio play-by-play announcer for the Florida Panthers. McDonald will team with Randy Moller on Panthers radio broadcasts for flagship radio station WQAM (560 AM).

## AUGUST 9, 1999

SportsChannel Florida and the Florida Panthers announce an agreement that extends the exclusive Panthers television rights to SportsChannel Florida through the 2010-2011 season.

## AUGUST 25, 1999

The Panthers name Steve Dangerfield senior vice president.

## SEPTEMBER 3, 1999

Veteran players report for Panthers training camp in Hull, Quebec.

## SEPTEMBER 30, 1999

The Cats send original Panther Bill Lindsay to Calgary for Flames' Captain Todd Simpson, a rugged defenseman who would lead Florida with 202 penalty minutes on the season.

## OCTOBER 2, 1999

The Florida Panthers open the season with a 4-3 victory over the Washington Capitals at National Car Rental Center. It is the second straight home season-opening win for the Cats since moving to Sunrise. Pavel Bure scores the first of his team-record 58 goals in the contest, returning from major reconstructive knee surgery.

## OCTOBER 12, 1999

Panthers Right Wing Pavel Bure records his 500th career NHL point, with an assist on Lance Pitlick's game-winning goal at Montreal. The Cats win 2-1.

## NOVEMBER 15, 1999

The Panthers sign unrestricted free agent Forward Ray Sheppard, a playoff hero for Florida during the 1995-96 run to the Stanley Cup Finals. He is the second player in team history to return for a second tour of duty (Dallas Eakins).

## NOVEMBER 19, 1999

Panthers Vice President and General Manager Bryan Murray sends goaltender Sean Burke and a fifth-round pick in the 2000 Entry Draft to Phoenix for goalie Mikhail Shtalenkov and the Coyotes' fourth-round pick in 2000.

## DECEMBER 20, 1999

Panthers Right Wing Pavel Bure is named NHL Player of the Week, and celebrates by scoring a goal in his fifth straight game, establishing a new franchise record. Florida, however, falls 6-4 at home to Toronto.

## DECEMBER 27, 1999

With an assist in his seventh straight game, Pavel Bure establishes another franchise record. His helper is part of a 6-1 victory at Tampa Bay.

## JANUARY 1, 2000

The Panthers kick off the new millennium with a 7-5 home win over Tampa Bay. Pavel Bure ties a team record with four goals in the contest and equals his own franchise mark of three goals in a period. Mike Vernon notches his first victory in a Panthers uniform.

## JANUARY 14, 2000

Original Panther and Florida captain Scott Mellanby records his 600th NHL point with a game-winning goal in a home win over Carolina, 5-1.

## JANUARY 22, 2000

Pavel Bure scores his 300th NHL goal, setting a new team record for goals in a season (33) in the process. He also scores No. 301 with an overtime game-winner in a 4-3 home victory over Boston. It is also a new team record for game-winning goals in a season (8).

## FEBRUARY 6, 2000

The Panthers are the highlight of the 2000 NHL All-Star Game at Air Canada Centre in Toronto. Pavel Bure wins game MVP honors with a hat trick and an assist. Center Viktor Kozlov leads all players with three assists and left wing Ray Whitney leads the North American team with a goal and an assist.

## MARCH 1, 2000

Panthers Captain Scott Mellanby plays in his 1,000th NHL game. He leads the Cats by scoring the opening goal in Florida's 3-1 home victory over Toronto.

## MARCH 3, 2000

Right Wing Pavel Bure's assist sets a new club record for points in a season (71), as the Panthers fall 4-2 at NY Rangers.

## MARCH 10, 2000

The Panthers claim center Len Barrie off waivers from Los Angeles. Barrie, who played two games for the Cats during their inaugural season in 1993-94, becomes the third Panther ever and second this season to return to play for the Cats.

# PANTHERS ALL-TIME HISTORY

## MARCH 11, 2000

Scott Mellanby plays in his 500th game as a Panther, recording an assist in a 5-2 home loss to Chicago.

## MARCH 18, 2000

Pavel Bure sets franchise records with his fourth hat trick of the season and his sixth career Florida hat trick, in a 4-2 victory at NY Islanders.

## MARCH 25, 2000

National Car Rental Center sees a National Hockey League record fall, as Pavel Bure scores a goal. Bure's tally breaks the NHL mark for goals by a brother combination in one season (89), topping the record set by Bobby and Dennis Hull in 1968-69. Pavel and his brother Valeri would combine for 93 goals on the season. The Cats beat Montreal 4-2.

## APRIL 3, 2000

The Panthers' 5-2 home victory over New Jersey establishes a new franchise record for wins in a season (42).

## APRIL 9, 2000

The Cats conclude their most successful season ever in terms of wins (43) and points in the standings (98).

## APRIL 18, 2000

The first NHL playoff game at National Car Rental Center results in a 2-1 Panthers loss to eventual Stanley Cup winner New Jersey.

## APRIL 20, 2000

The Panthers' season comes to an end, with a 4-1 home playoff loss to New Jersey. The Cats sold out both home playoff contests (19,250).

## JUNE 24, 2000

Cats acquire Goaltender Roberto Luongo and Center Olli Jokinen from the New York Islanders, in exchange for Mark Parrish and Oleg Kvasha. The trade is the talk of the 2000 NHL Entry Draft in Calgary, Alberta. The Panthers make Russian defenseman Vladimir Sapozhnikov their first selection (58th overall) at the draft.

## SEPTEMBER 8, 2000

Veterans report to training camp in Hull, Quebec for the second straight year.

## OCTOBER 6, 2000

The Panthers open their eighth season with a 4-3 overtime home loss to Vancouver. It is Pavel Bure's first game against his old team and he notches a goal and an assist. The Cats get a point for the overtime loss.

## OCTOBER 22, 2000

Rookie Goaltender Roberto Luongo gets his first shutout with Florida, before his first win, as the Cats tie the expansion Minnesota Wild 0-0 on the road in their first meeting. Luongo makes 20 saves in the shutout – the first of a team record five he would record on the season.

## NOVEMBER 6, 2000

The Panthers sign veteran Left Wing Greg Adams and trade Defenseman Jaroslav Spacek to Chicago for Anders Eriksson, in a move designed to halt an early season slide.

## DECEMBER 11, 2000

At a press conference in downtown Ft. Lauderdale, NHL Commissioner Gary Bettman announces that the Panthers will host the 2003 NHL All-Star Weekend at National Car Rental Center on Feb. 1-2, 2003.

## DECEMBER 28, 2000

After a 6-18-7-5 start, caused in part by a rash of early injuries, Vice President and General Manager Bryan Murray and Head Coach Terry Murray are relieved of their duties. Duane Sutter becomes the Panthers' fifth head coach.

## FEBRUARY 4, 2001

Right Wing Pavel Bure notches two assists as the Panthers' lone representative in the 2001 NHL All-Star Game in Denver, Colorado.

## FEBRUARY 9, 2001

Original Panther Scott Mellanby is traded to playoff contender St. Louis in exchange for prospect David Morisset and a conditional draft choice. Only Paul Laus and Rob Niedermayer remain as original Panthers.

## MARCH 13, 2001

The Panthers are active at the trade deadline, swapping Ray Whitney to Columbus for Kevyn Adams, and getting draft picks for Mike Sillinger and Todd Simpson.

## APRIL 3, 2001

Pavel Bure's shorthanded goal against Roman Cechmanek gives the Russian Rocket 59 tallies on the season, breaking his own franchise record.

## APRIL 7, 2001

Roberto Luongo caps an outstanding rookie season with a team record fifth shutout. His 25 saves ends his year with the second-highest save percentage ever for a rookie (.920). The 3-0 win over the NY Rangers closes Florida's third season at National Car Rental Center. Pavel Bure's 59 goals on the season wins him the Maurice Richard Trophy for the second straight season, making him the first NHL player to accomplish the feat.

## JUNE 5, 2001

A group of eight primary investors, led by Alan P. Cohen, CEO of generic drug maker Andrx Corp., purchases the Panthers from Boca Resorts, Inc. The group of South Florida businessmen includes former NFL quarterback Bernie Kosar, auto magnates Al Maroone and Michael Maroone, Precision Response CEO David Epstein, advertising mogul Jordan Zimmerman and Andrx officials Steve Cohen and Dr. Elliott Hahn. H. Wayne Huizenga, the man who brought the NHL to South Florida, stays on as a minority partner.

## JUNE 7, 2001

Head Coach Duane Sutter signs a multi-year deal to remain at the helm of the Panthers.

## JUNE 23, 2001

The Panthers host the first day of the two-day NHL Entry Draft at National Car Rental Center. It is South Florida's first major NHL event since the Panthers brought the Stanley Cup Finals to Miami Arena in 1996. Florida is the first "Sun Belt" team to host the NHL Entry Draft. The Cats make Canadian center Stephen Weiss their first selection in the draft (fourth overall). The Panthers also create a buzz by trading original Panther Rob Niedermayer to Calgary for Valeri Bure and Jason Wiemer.

## JUNE 24, 2001

The 2001 NHL Entry Draft concludes at National Car Rental Center. A total of 9,623 fans attend the event – the most ever for a U.S.-based Draft. The Panthers draft 12 players in all. The Panthers also announce that Paul Baxter has been named assistant coach.

## JULY 25, 2001

The NHL Board of Governors approves the transfer of the Panthers from Boca Resorts, Inc. to the new local ownership group, headed by Alan Cohen, Bernie Kosar and David Epstein.

## SEPTEMBER 3, 2001

The Panthers open their third straight rookie camp in Hull, Quebec.

## SEPTEMBER 10, 2001

Main training camp opens in South Florida.

## SEPTEMBER 22, 2001

The Panthers host "HockeyFest 2001" and NHL Breakout at National Car Rental Center, in preparation for the 2001-02 NHL season.

## OCTOBER 4, 2001

Florida opens its ninth NHL season on the road at Philadelphia.

## NOVEMBER 1, 2002

Panthers Left Wing Kristian Huselius is named NHL Rookie of the Month for October.

## DECEMBER 3, 2001

Mike Keenan becomes the sixth head coach in Panthers history, replacing Duane Sutter. Chuck Fletcher takes over interim general manager duties.

## JANUARY 16, 2002

All-Star Defenseman Sandis Ozolinsh becomes a Panther, after being acquired from Carolina along with Byron Ritchie in exchange for Bret Hedican, Kevyn Adams, Tomas Malec and a draft pick. Ozolinsh makes his Panthers debut against Chicago.



# PANTHERS ALL-TIME HISTORY

## JANUARY 18, 2002

Panthers Goaltender Roberto Luongo and Left Wing Kristian Huselius are selected for the NHL's inaugural YoungStars Game.

## MARCH 18, 2002

The Pavel Bure era ends in South Florida, as the right wing is traded to the New York Rangers for Filip Novak, Igor Ulanov and draft picks.

## APRIL 1, 2002

Left Wing Niklas Hagman is named NHL Rookie of the Month for March.

## APRIL 3, 2002

19-year-old Center Stephen Weiss makes his NHL debut and scores a goal as the Panthers defeat Pittsburgh at home.

## APRIL 16, 2002

The Panthers win the NHL Draft Lottery and will select first overall at the 2002 NHL Entry Draft. The Cats also sign first-round picks Stephen Weiss and Lukas Krajicek to entry-level contracts.

## MAY 1, 2002

The NHL announces that Panthers Left Wing Kristian Huselius is a finalist for the Calder Memorial Trophy.

## MAY 6, 2002

The American Hockey League approves the purchase of an AHL franchise by the Panthers and San Antonio Spurs of the NBA. The team, named the Rampage, will play at San Antonio's new SBC Arena.

## MAY 10, 2002

Rick Dudley is named Panthers general manager.

## MAY 31, 2002

John Torchetti is named head coach of Florida's AHL affiliate in San Antonio.

## JUNE 22-23, 2002

The Panthers trade the number one pick and still select top-ranked prospect Jay Bouwmeester with the third overall selection in the 2002 NHL Entry Draft in Toronto. The Cats also get the right to trade first-round picks with Columbus in 2003. Florida also selects Petr Taticek with the ninth overall selection, and grabs Rob Globke and Gregory Campbell in the second and third rounds, respectively. Florida finishes the 2002 Entry Draft with six selections on Day Two.

## JULY 11, 2002

Scott Luce is named Panthers director of amateur scouting

## SEPTEMBER 14, 2002

HockeyFest 2002 kicks off the Panthers' Ten-Year-Anniversary Season at Office Depot Center.

## OCTOBER 10, 2002

The Panthers open their tenth season against cross-state rival Tampa Bay at Office Depot Center.

## JANUARY 29, 2003

NHL All-Star festivities begin in South Florida as the Stanley Cup arrives via boat on the Las Olas riverfront.

## JANUARY 30, 2003

The NHL All-Star Block Party kicks off four days of activity at the Office Depot Center.

## FEBRUARY 1, 2003

Jay Bouwmeester, Stephen Weiss and Niklas Hagman represent the Panthers and the Eastern Conference in the 2003 NHL YoungStars Game at the Office Depot Center. Weiss scores a goal and adds an assist and Bouwmeester chips in an assist. Olli Jokinen represents Florida in the 2003 All-Star Superskills Competition.

## FEBRUARY 2, 2003

The Office Depot Center hosts the NHL All-Star Game, which visits South Florida for the first time. Olli Jokinen scores a goal and adds three assists in front of his home crowd in his All-Star debut. Sheryl Crow performs live in the Office Depot Center parking lot after the game.

## FEBRUARY 6, 2003

Roberto Luongo stops 28 shots to become the club's all-time leader in shutouts (14), passing John Vanbiesbrouck.

## FEBRUARY 18, 2003

Roberto Luongo makes 24 saves to record his sixth shutout of the season and sets a new Panthers single-season shutout record.

## JUNE 13, 2003

Jay Bouwmeester is named to the NHL's All-Rookie Team.

## SEPTEMBER 1, 2003

The Florida Panthers, incredibleICE and Arena Operating Company (AOC) join forces and become one single, united entity.

## SEPTEMBER 18, 2003

Michael Yormark is named Office Depot Center and Florida Panthers Chief Operating Officer.

## OCTOBER 10, 2003

Florida opens its 11th season against division rival Carolina at the Office Depot Center.

## NOVEMBER 9, 2003

General Manager Rick Dudley becomes the seventh head coach in Panthers history, replacing Mike Keenan. Dudley continues his role as general manager. Steve Ludzik becomes an assistant coach.

## JANUARY 8, 2004

Nathan Horton becomes the youngest player in NHL history to successfully attempt a penalty shot at 18 years, 224 days, beating Philadelphia Flyers Goalie Jeff Hackett.

## FEBRUARY 7, 2004

Roberto Luongo represents the Panthers and the Eastern Conference in the 2004 All-Star Superskills Competition, winning the goaltending event.

## FEBRUARY 8, 2004

Roberto Luongo participates in the NHL All-Star game, allowing just one goal on nine shots.

## FEBRUARY 9, 2004

Assistant Coach John Torchetti becomes the eighth head coach in Panthers history. Rick Dudley continues his duties as general manager.

## MARCH 2, 2004

Roberto Luongo makes 29 saves to record his seventh shut-out of the season, a new Panthers record.

## MAY 2004

The NHL announces that Roberto Luongo is a finalist for the Vezina Trophy.

## MAY 26, 2004

Mike Keenan named as the Panthers new general manager, replacing Rick Dudley. Jacques Martin becomes the ninth head coach in Panthers history, replacing John Torchetti.

## JUNE 26, 2004

The Florida Panthers select Center Rostislav Olesz from the Czech Republic with the seventh overall pick of the 2004 NHL Entry Draft.

## JUNE 7, 2005

The Office Depot Center, Florida Panthers and incredible ICE announce the formation of Sunrise Sports and Entertainment (SSE). Sunrise Sports and Entertainment serves as an umbrella for all of its operating entities: the Office Depot Center, the Florida Panthers, incredible ICE, the Sinatra Theatre, SSE Publications, SSE Strategic Partnerships and SSE Business Development.

## JUNE 20, 2005

The Panthers are awarded the 2005 "Stanley Cup of Business" from the Street & Smith's SportsBusiness Journal.

## JULY 7, 2005

Sports Radio 560 WQAM signs a two-year contract with the Panthers to retain radio rights.

# PANTHERS ALL-TIME HISTORY

## JULY 22, 2005

The NHL's Board of Governors ratifies the terms of a six-year Collective Bargaining Agreement negotiated with the NHL Players' Association, ending a 310-day work stoppage.

## JULY 30, 2005

Florida selects Left Wing Kenndal McArdle with 20th Overall Pick in the 2005 NHL Entry Draft. The Panthers acquired the pick after trading their 29th overall selection and a second round pick in the 2006 draft to the Philadelphia Flyers.

## AUGUST 1, 2005

The Panthers ink free agent NHL All-Star veterans Joe Nieuwendyk and Gary Roberts to two-year contracts. Nieuwendyk and Roberts bring a combined four Stanley Cup rings to the Panthers as well as over 2,000 games played.

## AUGUST 2, 2005

NHL Veteran Martin Gelas signs a two-year contract, adding another player with over 1,000 games played to the club. Gelas also brings to the club Stanley Cup experience, appearing with four teams and winning a Cup with Edmonton.

## AUGUST 17, 2005

Rostislav Olesz, the top pick from 2004 NHL Entry Draft, signs three-year entry-level contract with the Panthers.

## AUGUST 22, 2005

Panthers announce a one-year affiliation agreement with the Florida Everblades of the ECHL.

## AUGUST 31, 2005

The Panthers announce an agreement with the Buffalo Sabres to place Panthers prospects with Buffalo's American Hockey League affiliate, the Rochester Americans.

## SEPTEMBER 6, 2005

In a joint press conference, Sunrise Sports & Entertainment and BankAtlantic announce a new naming rights agreement for the home of the Panthers, the BankAtlantic Center.

## OCTOBER 5, 2005

The Panthers open their 12th NHL season against Southeast Division rival Atlanta.

## OCTOBER 7, 2005

For the first time in their history, the Panthers record back-to-back shutouts to open the season. Oct. 5, the Cats shutout Atlanta 2-0, and on Oct. 7 the Cats shut out Tampa Bay 2-0.

## OCTOBER 20, 2005

The Panthers set a new franchise record with 28 shots on goal in the second period versus the Washington Capitals.

## NOVEMBER 19, 2005

Gary Roberts record his 400th career NHL goal against the New York Islanders.

## NOVEMBER 25, 2005

Olli Jokinen records his first career NHL hat trick versus the Pittsburgh Penguins.

## DECEMBER 13, 2005

Nathan Horton records his first career NHL hat trick, becoming the youngest Panther ever to accomplish this feat (20 years old).

## FEBRUARY 14-27, 2006

Six Cats represented the Panthers at the 2006 Torino Winter Olympic Games with Olli Jokinen (Finland) collecting a Silver Medal and Rostislav Olesz (Czech Republic) collecting a Bronze Medal. Jacques Martin (Canada), Jay Bouwmeester (Canada), Roberto Luongo (Canada) and Jozef Stumpel (Slovakia) also were selected to represent their respective countries at the Olympics.

## MARCH 20, 2006

Olli Jokinen scores his fourth overtime goal of the season, tying an NHL record for overtime goals in one season since the five-minute overtime period was adopted.

## APRIL 13, 2006

Against Ottawa, Roberto Luongo sets a franchise record with his 107th victory in a Panther uniform surpassing the mark of 106 set by John Vanbiesbrouck.

## MAY 11, 2006

The Panthers host the first "Cats Cookout" at the BankAtlantic Center. The event features players, food, and drinks, and allows fans to purchase season tickets for the upcoming season.

## JUNE 23, 2006

The Cats send G Roberto Luongo and D Lukas Krajicek to Vancouver in exchange for RW Todd Bertuzzi, G Alex Auld and D Bryan Allen.

## JUNE 24, 2006

The Panthers select Center Michael Frolik with the 10th overall pick in the 2006 NHL Entry Draft.

## SEPTEMBER 3, 2006

Head Coach Jacques Martin becomes the new general manager following the resignation of Mike Keenan. Martin continues his role as head coach becoming the only person in the NHL to hold both positions at the same time.

## SEPTEMBER 23, 2006

The Panthers and New York Rangers play an exhibition game in San Juan, Puerto Rico marking the first time an NHL game is played in the Caribbean.

## OCTOBER 6, 2006

Florida opens its 13th season. Alex Auld records his first win as a Panther as Florida defeats Boston 8-3 in front of a sold-out BankAtlantic Center crowd. Todd Bertuzzi records four points (1-3-4) in his first game setting a record for most points by a Panthers player in his debut game.

## OCTOBER 28, 2006

The Florida Panthers enter a shootout with the NY Islanders that lasts 10 rounds, the longest shootout in franchise history.

## OCTOBER 20, 2006

Florida defeats Philadelphia at the BankAtlantic Center to improve to 4-0 at home to open the season. The 4-0 start ties the Cats record set during the 1995-96 season. Also on that night, Olli Jokinen scored the GWG setting a new Cats record with his 24th GWG as a member of the Panthers.

## NOVEMBER 2, 2006

Florida Panthers head coach Jacques Martin posts the 450th win of his career, the 13th coach to ever reach that mark.

## NOVEMBER 16, 2007

Olli Jokinen records a hat trick, the second of his career in a 5-1 win over Montreal.

## DECEMBER 29, 2007

A Panthers franchise record 19,772 fans pack the BankAtlantic Center to watch Florida defeat Montreal 3-1.

## JANUARY 10, 2007

Olli Jokinen records his second hat trick of the season and third overall in a 5-2 victory over the Pittsburgh Penguins.

## JANUARY 13, 2007

Stephen Weiss records his first career NHL hat trick in a 7-3 victory over the Washington Capitals. Weiss' hat trick becomes the second consecutive at home by a Florida Panther. Florida also records a franchise-high 54 shots on goal in the win.

## JANUARY 16, 2007

The Florida Panthers franchise plays their 1000th regular season game versus the Carolina Hurricanes.

## JANUARY 26, 2007

The Panthers announce the hiring of Randy Sexton as the team's new assistant general manager.

## FEBRUARY 13, 2007

Ed Belfour records his 76th career shutout to tie Tony Esposito for eighth on the NHL's all-time shutouts list at Montreal.

# PANTHERS ALL-TIME HISTORY

## FEBRUARY 27, 2007

Olli Jokinen records his third hat trick of the season in a 6-5 shootout win over Washington.

## MARCH 3, 2007

GM/Head Coach Jacques Martin coaches in his 1000th career NHL game against Tampa Bay.

## MARCH 6, 2007

Stephen Weiss becomes the youngest Panther in franchise history to wear the "A" on his sweater when he takes the ice in Atlanta.

## MARCH 17, 2007

Olli Jokinen records a franchise record six points (2-4-6) in one game on March 17 in an 8-5 win over the NY Islanders.

## MARCH 22, 2007

Chris Gratton plays in his 1000th career NHL game against Ottawa.

## MARCH 27, 2007

Ed Belfour sets a new Panthers record playing in his 27th consecutive game in net.

## APRIL 7, 2007

Martin Gelinas scores his 300th career NHL goal against Carolina.

## APRIL 26, 2007

The Florida Panthers announce the hiring of former Panther Joe Nieuwendyk as the team's new special assistant to the general manager.

## JUNE 21, 2007

The Panthers ink Nathan Horton to the longest contract at the time in franchise history, signing him to a six-year deal.

## JUNE 22, 2007

Florida again pulls off a blockbuster trade at the NHL Entry Draft acquiring G Tomas Vokoun from Nashville in exchange for three draft picks. Florida also selects D Keaton Ellerby with the 10th overall pick at the 2007 NHL Entry Draft.

## JULY 1, 2007

The Panthers are active on the first day of free agency signing Radek Dvorak, Brett McLean and Richard Zednik.

## JULY 16, 2007

The Florida Panthers announce that the team's games will now be heard on 790 The Ticket. Also, radio play-by-play announcer Steve Goldstein becomes the team's new television play-by-play voice on FSN Florida.

## JULY 28, 2007

The Panthers host a reunion game at the BankAtlantic Center for the "Year of the Rat", the 1996 Panthers that won the Eastern Conference Championship. At the reunion the Panthers unveil their new jerseys for the upcoming season.

## OCTOBER 4, 2007

Florida opens its 14th season. Brett McLean scores a goal in his first game as a Panther but the Cats fall to the NY Rangers in Madison Square Garden 5-2.

## OCTOBER 24, 2007

Panthers Captain Olli Jokinen sets two new franchise records as he records two goals against Philadelphia to record his 355th point and 158th goal as a Panther.

## NOVEMBER 28, 2007

Panthers head coach Jacques Martin sets a new franchise record with his 84th coaching victory as Cats bench boss in a 2-1 shootout win over Washington.

## JANUARY 19, 2008

18-year old Shawn Matthias scores his first two career NHL goals in only his second career NHL game in Washington. Matthias had made his NHL debut the night before in New Jersey.

## FEBRUARY 5, 2008

Florida sets a franchise record for largest margin of victory as well as most goals ever scored in a road game as they defeat Toronto at the Air Canada Center 8-0 behind a Richard Zednik hat-trick.

## MARCH 2, 2008

Panthers Craig Anderson sets a modern day NHL record by stopping 53 shots in a 1-0 shutout, the most saves ever recorded in an NHL shutout.

## MARCH 4, 2008

The Panthers and Craig Anderson set an NHL record by recording their second consecutive 1-0 road shutout. Anderson records his second consecutive shutout and his 93 combined saves in two games sets an NHL record.

## MARCH 16, 2008

Florida ties two franchise records by recording their seventh consecutive victory and fifth consecutive home victory in a 3-1 win over Atlanta.

## APRIL 4, 2008

Florida sets a new franchise record by winning their 19th road game of the season in a 4-3 win at Carolina.

## MAY 16, 2008

The Panthers announce that Jacques Martin has agreed to a contract extension to remain solely as the team's General Manager through the 2011-12 season.

## JUNE 13, 2008

The Panthers officially announce Peter DeBoer as the franchise's 10th head coach in team history.

## JUNE 19, 2008

The Panthers announce they have agreed to a full affiliation with the Rochester Americans of the American Hockey League. For the past three seasons Florida had split its affiliation with Buffalo.



# PANTHERS ALL-TIME HISTORY

**JUNE 20, 2008**

Florida acquires defensemen Keith Ballard and Nick Boynton as well as a second round pick from the Phoenix Coyotes in exchange for the Panthers Olli Jokinen.

**JUNE 30, 2008**

Florida announces they have signed RW Rostislav Olesz to a franchise record-tying six-year contract.

**SEPTEMBER 2, 2008**

Florida acquires D Bryan McCabe and a fourth-round pick from Toronto in exchange for D Mike Van Ryn.

**SEPTEMBER 9, 2008**

Florida announces they have signed D Keith Ballard to a six-year contract extension beginning with the 2009-10 season.

**OCTOBER 11, 2008**

Peter DeBoer earns his first NHL head coaching victory a 3-2 win over Atlanta, a day after making his coaching debut at Carolina. Michael Frolik makes his NHL debut.

**NOVEMBER 2, 2008**

Jay Bouwmeester played his 400th career NHL game at Atlanta.

**MARCH 7, 2009**

With his hat trick in Florida's 5-3 win against the St. Louis Blues, David Booth became the fourth Panthers player to record two hat tricks in a season.

**MARCH 28, 2009**

Cory Stillman recorded his 250th career NHL goal at Dallas. Radek Dvorak records his 500th career NHL point with an assist at Dallas.

**APRIL 11, 2009**

With his two goal effort in Florida's 7-4 win over Washington, David Booth became the sixth player in Panthers history to score at least 30 goals in a season.

**MAY 6, 2009**

Panthers announce the restructuring of hockey club's broadcast teams. Steve Goldstein will continue the television play-by-play with Bill Lindsay joining him as color analyst, and as Randy Moller will be calling the Panthers radio broadcasters 790 The Ticket.

**MAY 15, 2009**

The Panthers announced that they are to open their 2009 Training Camp in Port Hawkesbury, Nova Scotia, where they will play their first pre-season game against Ottawa on Tuesday, Sep. 15 in Halifax.

**JUNE 1, 2009**

Jacques Martin accepts head coaching position with the Montreal Canadiens. Alternate Governor Bill Torrey selected to lead the search for the club's new general manager.

**JUNE 19, 2009**

The Panthers acquire veteran center Steven Reinprecht from the Phoenix Coyotes in exchange for prospect Stefan Meyer. Reinprecht then signs a three-year deal with the team.

**JUNE 26, 2009**

Florida drafts Russian defenseman Dmitry Kulikov with their first-round pick (#14 overall) at the 2009 draft, held in Montreal.

**JUNE 27, 2009**

Florida trades former first-round pick Jay Bouwmeester to Calgary for defenseman Jordan Leopold and a third-round pick in the 2009 draft. The Panthers then use that pick (#67 overall) on speedy winger Josh Birkholz from the US-18 program.

**JULY 1, 2009**

The Panthers re-sign dynamic forward David Booth to a six-year extension and Radek Dvorak to a two-year deal and sign goaltender Scott Clemmensen (3-years) and defenseman Ville Koistinen (2-years).

**AUGUST 31, 2009**

Robb Tallas is hired as the club's goaltending consultant.

**SEPTEMBER 13, 2009**

The Panthers open the 2009 training camp in Port Hawkesbury.

**OCTOBER 2, 2009**

Randy Sexton is named the Panthers' new General Manager and the eighth in franchise history.

**OCTOBER 2, 2009**

The Panthers open the 2009-10 NHL season with a 4-3 shootout victory over the Chicago Blackhawks at the Hartwall Areena in Helsinki, Finland. It is the NHL's first regular season game ever played in Finland.

**NOVEMBER 6, 2009**

Bryan McCabe plays in his 1,000th career NHL game against the Washington Capitals.

**NOVEMBER 16, 2009**

Sunrise Sports & Entertainment announces that Cliff Viner and Stu Siegel assume the roles of Co-Managing Partners of SSE, the Florida Panthers and the BankAtlantic Center. Under the new ownership structure, Viner is the club's Chairman and Alternate Governor, while Siegel is the Chief Executive Officer and NHL Governor.

**NOVEMBER 23, 2009**

Radek Dvorak plays in his 500th game as a Panther in a loss at Pittsburgh. Dvorak becomes the seventh player in franchise history to appear in 500 games with the team.

**DECEMBER 7, 2009**

Radek Dvorak plays in his 1,000th NHL game against the Edmonton Oilers.

**FEBRUARY 16-28, 2010**

Goaltender Tomas Vokoun (Czech Republic) and defenseman Dennis Seidenberg (Germany) represent their countries at the 2010 Winter Olympics in Vancouver, British Columbia.

**MARCH 9, 2010**

The Panthers collect the 500th victory in franchise history in a 3-2 shootout win over the Minnesota Wild. They also set a new franchise low for shots against in a single game (including overtime) by holding the Wild to just 11 shots.

**MARCH 20, 2010**

The Panthers unveil their new Den Of Honor prior to a game against the Buffalo Sabres. The Den of Honor commemorates key figures and events in team history as well as the growth of youth and high school hockey in South Florida. Notable Panthers alumni including Brian Skrudland, Scott Mellanby, Bill Lindsay and Paul Laus appear at the Den's opening.

**MARCH 21, 2010**

Stephen Weiss scores his 100th NHL goal in a 5-2 win over the Tampa Bay Lightning.

**APRIL 10, 2010**

Bryan McCabe records his 1,000th NHL point with an assist in a 4-3 loss against the Tampa Bay Lightning.

**MAY 17, 2010**

The Panthers hire Dale Tallon as the ninth General Manager in franchise history.

**JUNE 8, 2010**

The Panthers announce that, beginning with the 2010-11 NHL season, all radio broadcasts will move from ESPN Radio 790 The Ticket to 560 WQAM, which had served as the team's radio partner from 1993-2007.

**JUNE 22, 2010**

The Panthers trade centers Nathan Horton and Gregory Campbell to the Boston Bruins in exchange for defenseman Dennis Wideman and two Draft picks, including the Bruins' first round pick in the 2010 NHL Entry Draft (15th overall).



# PANTHERS ALL-TIME HISTORY

## JUNE 25, 2010

Florida trades defenseman Keith Ballard and right wing Victor Oreskovich to the Vancouver Canucks in exchange for right wings Michael Grabner and Steve Bernier and the Canucks' first round selection in the 2010 NHL Entry Draft (25th overall)

## JUNE 25, 2010

The Panthers own three selections in the first round of the 2010 NHL Entry Draft, held at the Staples Center in Los Angeles. With their first pick (#3 overall) they select defenseman Erik Gudbranson. They also select center Nick Bjugstad (#19 overall) and left wing Quinton Howden (#25 overall) in the first round. They make 13 selections over the two day period.

## JULY 23, 2010

Cliff Viner takes over as General Partner, Chairman & CEO of the Florida Panthers Hockey Club and the BankAtlantic Center. Viner is now solely responsible for all decisions as it relates to SSE and all of its operating entities.

## OCTOBER 23, 2010

The Panthers honor former President Bill Torrey by raising his jersey to the rafters. Florida goes onto win the game 4-3 over the New York Islanders.

## NOVEMBER 3, 2010

The Panthers post a franchise record 55 shots on goal against Atlanta at the BankAtlantic Center. Two nights later they record 50 shots on goal against Carolina. The 105 shots was the highest two-game total in the NHL since the New York Rangers posted 107 shots in two games in 1994.

## NOVEMBER 12, 2010

Radek Dvorak becomes the franchise's all-time games played leader when he takes to the ice against Minnesota for his 574th game as a Panther, passing Robert Svehla. Dvorak finishes with 613 games before being traded to Atlanta at the trade deadline.

## FEBRUARY 3, 2011

Cory Stillman becomes the 262nd player in NHL history to skate in 1,000 career games when he skates against Philadelphia at the BankAtlantic Center.

## APRIL 9, 2011

The Panthers play in their 49th one-goal game of the season, a 1-0 victory over Washington to end the 2010-11 campaign. It's the most one-goal games (excluding ties) in franchise history, surpassing the 47 games in 2007-08.

## JUNE 1, 2011

The Panthers hire former Portland Pirates (AHL) coach Kevin Dineen as the franchise's new head coach.

## JUNE 25, 2011

The Panthers acquire All-Star defenseman Brian Campbell from the Chicago Blackhawks in exchange for Rostislav Olesz at the NHL Draft in Minnesota. Florida uses their first round pick (3rd overall) on Memorial Cup MVP Jonathan Huberdeau (Saint John) earlier that night and goes on to select 10 players overall. The Panthers cap off the momentous night when they unveil their new red home jerseys with the announcement of Huberdeau as their selection.

## JULY 1, 2011

GM Dale Tallon is very active on the first day of free agency, signing Sean Bergenheim, Tomas Fleischmann, Marcel Goc, Ed Jovanovski, Jose Theodore, Scottie Upshall, and Nolan Yonkman while acquiring Kris Versteeg from the Flyers.

## JULY 8, 2011

The Panthers host an introductory press conference to introduce the new players signed in free agency or acquired via trade over a week span at the end of June and beginning of July. The players present include Matt Bradley, Brian Campbell, Tomas Fleischmann, Ed Jovanovski, Tomas Kopecky, Jose Theodore, Scottie Upshall, Kris Versteeg and Nolan Yonkman.

## NOVEMBER 10, 2011

The Panthers make their first trip to Winnipeg since 1996 and come away victorious, 5-2. Kris Versteeg tallies his first career hat trick and the only one of the season for the Panthers.

## NOVEMBER 21, 2011

The Panthers find themselves down three goals after the first period against the New Jersey Devils. The Comeback Cats then proceed to score two goals in the second and two more in the third to get their largest regulation comeback in franchise history.

## JANUARY 16, 2012

Forward Stephen Weiss becomes the franchise's all-time leader in assists when he records his 232nd against Boston.

## FEBRUARY 23, 2012

Stephen Weiss becomes the franchise's all-time leader in games played when he takes the ice against Minnesota for his 614th game. Weiss finishes the season with 637.

## FEBRUARY 28, 2012

The Panthers jump out to a big lead against Toronto from the onset behind goals by Marcel Goc and Mike Santorelli. The quick 2-0 lead just 2:21 into the game is the fastest two goals in an away game in franchise history.



# PANTHERS ALL-TIME HISTORY

## MARCH 11, 2012

After a 2-0 victory against the Hurricanes, the Panthers stand atop the Southeast Division at the latest point in franchise history. The previous best was March 10th, 2000.

## MARCH 23, 2012

Defenseman Jason Garrison sets a franchise record for goals by a blueliner with his 16th against Edmonton.

## APRIL 7, 2012

After a 12 year playoff drought spanning 10 seasons, the Panthers finally get the monkey off their back as they defeat the Hurricanes 4-1 to clinch their first Southeast Division crown.

## APRIL 15, 2012

The Panthers win their first playoff game since April 17, 1997. Forward Stephen Weiss scores two goals in his playoff debut and Goalie Jose Theodore stops 23 shots to defeat the Devils, 4-2 in Game Two at the BankAtlantic Center

## JUNE 22-23, 2012

In their latest first round selection since the 2000 NHL Draft (28th overall) the Panthers select D Michael Matheson from Dubuque (USHL) with the 23rd overall selection in Pittsburgh. Florida makes five selections overall.

## SEPTEMBER 10, 2012

Sunrise Sports & Entertainment and BB&T announce a new 10-year naming rights agreement for the home of the Panthers, the BB&T Center.

## JANUARY 12, 2013

The NHL Players Association accepts the NHL's collective bargaining proposal, putting an end to the 113-day labor dispute that reduced the league's season from 82 to 48 games. The NHL season kicks off January 19.

## JANUARY 16, 2013

Defenseman Ed Jovanovski named captain of the Panthers. a 17-year veteran became the seventh captain in franchise history.

## FEBRUARY 26, 2013

Right Wing Tomas Kopecky netted his first career hat trick, recording four points (3-1-4) in a 6-4 win vs Pittsburgh.

## MARCH 5, 2013

Jonathan Huberdeau became the first Panther to score on two penalty shots in a season, and the first rookie to do so since David Vyborny (2000-01).

## MARCH 1, 2013

Jonathan Huberdeau was named NHL's Rookie of the Month. He recorded nine points (6-3-9) in 13 games leading all rookies in goal scoring with six goals.

## MARCH 5, 2013

Markstrom won his first career home game with a 4-1 victory vs. Winnipeg. He faced 31 shots (30 saves), posting a .968 SV%.

## JUNE 15, 2013

Jonathan Huberdeau wins the Calder Trophy selected as the rookie most proficient in his first year of competition in the NHL. Huberdeau becomes the first Panther to win the award.

## JUNE 30, 2013

The Panthers select Aleksander Barkov with the second overall pick in the 2013 NHL Entry Draft.

## SEPTEMBER 27, 2013

A change in the team's ownership is announced as Vincent Viola assumes the role of Principal Owner, Chairman & Governor of the Florida Panthers, with Doug Cifu being named Vice Chairman, Partner & Alternate Governor.

## NOVEMBER 8, 2013

The Panthers hire San Antonio Rampage head coach, Peter Horachek as Interim Head Coach, replacing Kevin Dineen. John Madden and Brian Skrudland also named assistant coaches.

## JANUARY 7, 2014

Two Cats represented the Panthers at the 2014 Sochi Winter Olympic Games. Aleksander Barkov (Finland) became the youngest Panther in franchise history to become an Olympian, collecting a bronze medal. Tomas Kopecky (Slovakia) made his second Olympic appearance after participating in the 2010 Vancouver Olympics as well.

## MARCH 3, 2014

The Florida Panthers and SSE announce Rory Babich as the new President & CEO of the Florida Panthers and BB&T Center.

## MARCH 4, 2014

Roberto Luongo returns to South Florida after the Cats make a trade with the Vancouver Canucks in which the Panthers acquire Luongo and Steven Anthony in exchange for Jacob Markstrom and Shawn Matthias.

## MARCH 7, 2014

In a triumphant return to Sunrise, Roberto Luongo earns a 2-0 shutout against the Buffalo Sabres in his first game back in a Panthers sweater. Luongo made 25 saves and extended his franchise leading shutout record in the victory.

## APRIL 15, 2014

The Panthers win the 2014 Draft Lottery securing the first overall pick at the NHL Entry Draft for the first time since 1994. Vice President of Hockey Operations & Special Projects, Travis Viola represented the Panthers.

## JUNE 21, 2014

The Panthers hire former Columbus Blue Jackets coach Gerard Gallant as head coach. Gallant won two QMJHL Championships (2011 & 2012) and one Memorial Cup (2011) as head coach of the Saint John Sea Dogs, where he coached Jonathan Huberdeau and was named QMJHL and Canadian Hockey League Coach of the year twice (2010 & 2011).

## JUNE 27, 2014

The Panthers select Aaron Ekblad, first overall in the 2014 NHL Entry Draft, making him their second (first overall) draft choice by Florida in franchise's history, and the first defenseman taken first overall in eight years.

## JULY 1, 2014

Panthers GM Dale Tallon makes a splash in the first day of Free Agency signing Dave Bolland, Jussi Jokinen, Derek MacKenzie, Willie Mitchell, Al Montoya and Shawn Thornton.

## September 3, 2014

The Panthers sign their 2014 first overall pick Aaron Ekblad to an entry-level contract.

## October 6, 2014

On the Panthers' team building trip in Upstate New York, Willie Mitchell is named the eighth Captain in franchise history at the top of Mt. Thorne. Dave Bolland, Brian Campbell, Derek MacKenzie and Scottie Upshall are named Assistants.

## October 17, 2014

With a 1-0 victory over the Buffalo Sabres, Gerard Gallant earns his first win as Head Coach of the Panthers. Roberto Luongo earned the shutout to pass Patrick Roy for 13th all-time on the NHL shutout list (67).

## November 1, 2014

Aaron Ekblad scores his first NHL goal in the Panthers 2-1 victory over the Philadelphia Flyers at BB&T Center. Ekblad's first career goal set a new team record, ranking him as the youngest defenseman in franchise history to score a goal.

# PANTHERS ALL-TIME HISTORY

## SEPTEMBER 27, 2013

A change in the team's ownership is announced as Vincent Viola assumes the role of Principal Owner, Chairman & Governor of the Florida Panthers, with Doug Cifu being named Vice Chairman, Partner & Alternate Governor.

## NOVEMBER 8, 2013

The Panthers hire San Antonio Rampage head coach, Peter Horachek as Interim Head Coach, replacing Kevin Dineen. John Madden and Brian Skrudland also named assistant coaches.

## JANUARY 7, 2014

Two Cats represented the Panthers at the 2014 Sochi Winter Olympic Games. Aleksander Barkov (Finland) became the youngest Panther in franchise history to become an Olympian, collecting a bronze medal. Tomas Kopecky (Slovakia) made his second Olympic appearance after participating in the 2010 Vancouver Olympics as well.

## MARCH 3, 2014

The Florida Panthers and SSE announce Rory Babich as the new President & CEO of the Florida Panthers and BB&T Center.

## MARCH 4, 2014

Roberto Luongo returns to South Florida after the Cats make a trade with the Vancouver Canucks in which the Panthers acquire Luongo and Steven Anthony in exchange for Jacob Markstrom and Shawn Matthias.

## MARCH 7, 2014

In a triumphant return to Sunrise, Roberto Luongo earns a 2-0 shutout against the Buffalo Sabres in his first game back in a Panthers sweater. Luongo made 25 saves and extended his franchise leading shutout record in the victory.

## APRIL 15, 2014

The Panthers win the 2014 Draft Lottery securing the first overall pick at the NHL Entry Draft for the first time since 1994. Vice President of Hockey Operations & Special Projects, Travis Viola represented the Panthers.

## JUNE 21, 2014

The Panthers hire former Columbus Blue Jackets coach Gerard Gallant as head coach. Gallant won two QMJHL Championships (2011 & 2012) and one Memorial Cup (2011) as head coach of the Saint John Sea Dogs, where he coached Jonathan Huberdeau and was named QMJHL and Canadian Hockey League Coach of the year twice (2010 & 2011).

## JUNE 27, 2014

The Panthers select Aaron Ekblad, first overall in the 2014 NHL Entry Draft, making him their second (first overall) draft choice by Florida in franchise's history, and the first defenseman taken first overall in eight years.

## JULY 1, 2014

Panthers GM Dale Tallon makes a splash in the first day of Free Agency signing Dave Bolland, Jussi Jokinen, Derek MacKenzie, Willie Mitchell, Al Montoya and Shawn Thornton.

## December 16, 2014

Nick Bjugstad scores the game-winner in a NHL record-setting 20-round shootout to lead the Panthers to a 2-1 victory. The Panthers' shootout victory makes history in length, amount of scorers and amount of saves. The six Panthers scorers in the shootout, Jussi Jokinen, Dave Bolland, Derek MacKenzie, Sean Bergenheim, Dylan Olsen and Nick Bjugstad make the Cats the first team in history to have six scorers in a shootout. Roberto Luongo stopped 15 of the 20 shooters in the shootout, marking the most saves made by a goaltender in a shootout in NHL history.

## January 4, 2015

With an assist, Aaron Ekblad earns his 21st point of the season, passing Ed Jovanovski for first all-time in points among Panthers rookie defensemen.

## January 25, 2015

Aaron Ekblad and Roberto Luongo represent the Florida Panthers at the NHL All-Star Game at Nationwide Arena in Columbus, Ohio. Ekblad, the youngest player in the All-Star Game, records four points in his All-Star debut, tying a franchise record for points in an All-Star Game. Luongo makes his fourth All-Star Game appearance, second with Florida.

## February 6, 2015

The Florida Panthers announce Peter Luukko as the new Executive Chairman of the Florida Panthers and BB&T Center.

## February 26, 2015

The Florida Panthers acquire Jaromir Jagr from the New Jersey Devils in exchange for a 2015 second round pick. The future Hall of Famer is the active leader in games played, goals, assists, points and shots.

## February 28, 2015

Jaromir Jagr makes his Panthers debut in the club's 5-3 victory over the Buffalo Sabres.

## March 19, 2015

Jaromir Jagr records his 718th career goal in the Panthers 3-1 victory over the Detroit Red Wings. The goal puts Jagr at fifth on the all-time goals list, passing Phil Esposito.

## March 21, 2015

In his 600th NHL game, Shawn Thornton becomes just the third player in history to play 600 games in both the NHL and AHL, while becoming the first to play 600 games in the AHL prior to reaching the NHL milestone.

## April 2, 2015

In the Panthers 6-1 victory over the Carolina Hurricanes, Roberto Luongo turned aside 32 of 33 shots to earn his 400th career win, becoming only the 11th goaltender in history to do so.

## April 9, 2015

Notching two points, including his 1800th career point in the Panthers 4-2 win over the Boston Bruins, Jaromir Jagr passes Ron Francis for fourth all-time in points.

## April 11, 2015

Topping the New Jersey Devils 3-2 in the final game of the season, the Panthers finish 2014-15 as the league's most improved team. The Cats' 91 points marks a 25-point improvement over their 2013-14 performance.

## June 26, 2015

For the second time, the Panthers host the 2015 NHL Draft at BB&T Center. In front of the hometown crowd, the Panthers select Lawson Crouse of the Kingston Frontenacs with the 11th overall pick.

## July 1, 2015

The Florida Panthers acquire Reilly Smith and Marc Savard from the Boston Bruins in exchange for Jimmy Hayes.

## July 15, 2015

The Panthers sign their 2015 first-round pick, Lawson Crouse to an entry-level contract.



# PANTHERS ALL-TIME HISTORY





# PANTHERS ALL-TIME PLAYOFF HISTORY

## 1996 Eastern Conference Quarterfinals

DATE	OPPONENT	RESULT	SCORE	ATTENDANCE	GOALS
4/17	Boston	W	6-3	14,703*	Sheppard (2), Hough, Hull, <u>Woolley</u> , Garpenlov
4/22	Boston	W	6-2	14,703*	Jovanovski, Sheppard, <u>Lowry (2)</u> , Woolley, Garpenlov
4/24	@ Boston	W	4-2	14,922	Hull (2), Mellanby, <u>Hough</u>
4/25	@ Boston	L	2-6	14,810	Lindsay, Sheppard
4/27	Boston	W	4-3	14,703*	Skrudland, Laus, Lowry, <u>Lindsay</u>

## 1996 Eastern Conference Semifinals

DATE	OPPONENT	RESULT	SCORE	ATTENDANCE	GOALS
5/2	@ Philadelphia	W	2-0	17,380	<u>Barnes</u> , Lowry
5/4	@ Philadelphia	L	2-3	17,380	Sheppard, Lowry
5/7	Philadelphia	L	1-3	14,703*	Laus
5/9	Philadelphia	W-OT	4-3	14,703*	Niedermayer (2), Barnes, <u>Lowry</u>
5/12	@ Philadelphia	W-2OT	2-1	17,380	Barnes, <u>Hough</u>
5/14	Philadelphia	W	4-1	14,703*	Lindsay, <u>Niedermayer</u> , Lowry, Garpenlov

## 1996 Eastern Conference Finals

DATE	OPPONENT	RESULT	SCORE	ATTENDANCE	GOALS
5/18	@ Pittsburgh	W	5-1	17,355	Lowry (2), <u>Fitzgerald (2)</u> , Mellanby
5/20	@ Pittsburgh	L	2-3	17,181	Sheppard, <u>Lindsay</u>
5/24	Pittsburgh W	5-2	14,703*	Sheppard, Dvorak, <u>Barnes (2)</u> , Straka	
5/26	Pittsburgh L	1-2	14,703*	Lowry	
5/28	@ Pittsburgh	L	0-3	17,355	
5/30	Pittsburgh W	4-3	14,703*	Mellanby, Lindsay, Straka, <u>Niedermayer</u>	
6/1	@ Pittsburgh	W	3-1	17,355	Hough, <u>Fitzgerald</u> , Garpenlov

## 1996 Stanley Cup Finals

DATE	OPPONENT	RESULT	SCORE	ATTENDANCE	GOALS
6/4	@ Colorado	L	1-3	16,061	Fitzgerald
6/6	@ Colorado	L	1-8	16,061	Barnes
6/8	Colorado	L	2-3	14,703*	Sheppard, Niedermayer
6/10	Colorado	L-3OT	0-1	14,703*	

## 1997 Eastern Conference Quarterfinals

DATE	OPPONENT	RESULT	SCORE	ATTENDANCE	GOALS
4/17	NY Rangers	W	3-0	14,703*	<u>Garpenlov</u> , Muller, Niedermayer
4/20	NY Rangers	L	0-3	14,703*	
4/22	@ NY Rangers	L-OT	3-4	18,200	Garpenlov, Sheppard, Svehla
4/23	@ NY Rangers	L	2-3	18,200	Niedermayer, Nemirovsky
4/25	NY Rangers	L-OT	2-3	14,703*	Hough, Sheppard

## 2000 Eastern Conference Quarterfinals

DATE	OPPONENT	RESULT	SCORE	ATTENDANCE	GOALS
4/13	@ New Jersey	L	3-4	15,024	Niedermayer, Worrell, Sillinger
4/16	@ New Jersey	L	1-2	17,206	Sillinger
4/18	New Jersey	L	1-2	19,250*	Whitney
4/20	New Jersey	L	1-4	19,250*	Bure

## 2012 Eastern Conference Quarterfinals

DATE	OPPONENT	RESULT	SCORE	ATTENDANCE	GOALS
4/13	New Jersey	L	2-3	19,119*	Bergenheim, Versteeg
4/15	New Jersey	W	4-2	19,248*	Weiss (2), <u>Goc</u> , Fleischmann
4/17	@ New Jersey	W	4-3	17,625	Bergenheim, Garrison, Weaver, <u>Campbell</u>
4/19	@ New Jersey	L	0-4	17,625	
4/21	New Jersey	W	3-0	19,513*	<u>Versteeg</u> , Upshall, Kopecky
4/24	@ New Jersey	L-OT	2-3	17,625	<u>Versteeg</u> , Bergenheim
4/26	New Jersey	L-2OT	2-3	19,313*	Weiss, Goc

\*=Home Sellout Underline=GWG

# PANTHERS ALL-TIME PLAYOFF HISTORY

## PANTHERS 1996 PLAYOFF SCORING

NO	NAME	GP	G	A	PTS	PIM	+/-	PP	SH	GW	GTSHOTS	PCTG	
10	Lowry	22	10	7	17	39	8	4	0	2	1	45 22.2	
26	Sheppard	21	8	8	16	0	4	3	0	0	47 17.0		
14	Barnes	22	6	10	16	4	10	2	0	2	57 10.5		
11	Lindsay	22	5	5	10	18	6	0	1	1	33 15.2		
27	Mellanby	22	3	6	9	44	-10	2	0	0	57 5.3		
55	*Jovanovski	22	1	8	9	52	2	0	0	0	51 2.0		
44	Niedermayer	22	5	3	8	12	-8	2	0	2	48 10.4		
21	Fitzgerald	22	4	4	8	34	3	0	0	2	31 12.9		
6	Woolley	13	2	6	8	14	3	1	0	1	27 7.4		
3	Laus	21	2	6	8	62	3	0	0	0	18 11.1		
29	Garpenlov	20	4	2	6	8	-2	0	0	0	35 11.4		
24	Svehla	22	0	6	6	32	3	0	0	0	38 .0		
18	Hough	22	4	1	5	8	5	0	0	2	38 10.5		
12	Hull	14	3	2	5	0	4	0	0	0	18 16.7		
28	Straka	13	2	2	4	2	-2	0	0	0	20 10.0		
9	*Dvorak	16	1	3	4	0	2	0	0	0	36 2.8		
20	Skrudland	21	1	3	4	18	6	0	0	0	27 3.7		
5	Murphy	14	0	4	4	6	1	0	0	0	53 .0		
2	Carkner	22	0	4	4	10	8	0	0	0	15 .0		
23	Warrener	21	0	3	3	10	3	0	0	0	14 .0		
40	*Washburn	1	0	1	1	0	0	0	0	0	0 .0		
34	Vanbiesbrouck	22	0	1	1	20	0	0	0	0	0 .0		
25	Smith	1	0	0	0	2	-1	0	0	0	0 .0		
30	Fitzpatrick	2	0	0	0	0	0	0	0	0	0 .0		
SW#	GOALTENDERS	GP	W	L	GA	AMINS	EN	SO	GA	SASV%	G	A	PIM
34	Vanbiesbrouck	22	12	10	2.25	1332	1	1	50	735.932	0	1	20
30	Fitzpatrick	2	0	0	6.00	60	0	0	6	.800	0	0	0
TOTALS		22	12	10	2.45	1392	1	1	56	765.926	0	1	20

## PANTHERS 1997 PLAYOFF SCORING

NO	NAME	GP	G	A	PTS	PIM	+/-	PP	SH	GW	GTSHOTS	PCTG
24	Svehla	5	1	4	5	4	-4	1	0	0	13	7.7
5	Murphy	5	0	5	5	4	0	0	0	0	18	.0
44	Niedermayer	5	2	1	3	6	-1	1	0	0	5	40.0
9	Muller	5	1	2	3	4	-3	1	0	0	20	5.0
29	Garpenlov	4	2	0	2	4	0	2	0	1	6	33.3
26	Sheppard	5	2	0	2	0	-4	1	0	0	12	16.7
27	Mellanby	5	0	2	2	4	-1	0	0	0	6	.0
15	*Nemirovsky	3	1	0	1	0	-2	0	0	0	4	25.0
18	Hough	5	1	0	1	2	-2	0	0	0	10	10.0
11	Lindsay	3	0	1	1	8	0	0	0	0	4	.0
21	Fitzgerald	5	0	1	1	0	-1	0	0	0	14	.0
3	Laus	5	0	1	1	4	-3	0	0	0	6	.0
23	Wells	3	0	0	0	0	-1	0	0	0	1	.0
19	Dvorak	3	0	0	0	0	0	0	0	0	1	.0
28	Straka	4	0	0	0	0	-2	0	0	0	2	.0
2	Carkner	5	0	0	0	6	-3	0	0	0	7	.0
12	Hull	5	0	0	0	0	-1	0	0	0	12	.0
10	Lowry	5	0	0	0	0	-3	0	0	0	8	.0
34	Vanbiesbrouck	5	0	0	0	0	0	0	0	0	0	.0
55	Jovanovski	5	0	0	0	4	-4	0	0	0	7	.0
7	Warrener	5	0	0	0	0	0	0	0	0	5	.0
SW#GOALTENDERS												
34	Vanbiesbrouck	5	1	4	2.38	328	0	1	13	184.929	0	0
TOTALS		5	1	4	2.37	329	0	1	13	184	.929	0

# PANTHERS ALL-TIME PLAYOFF HISTORY

## PANTHERS 2000 PLAYOFF SCORING

NO	NAME	GP	G	A	PTS	PIM	+/-	PP	SH	GW	GT SHOTS	PCTG
10	Bure	4	1	3	4	2	-3	1	0	0	15	6.7
16	Sillinger	4	2	1	3	2	-1	0	0	0	7	28.6
14	Whitney	4	1	0	1	4	-2	0	0	0	17	5.9
44	Niedermayer	4	1	0	1	6	-1	0	0	0	5	20.0
8	Worrell	4	1	0	1	8	-2	0	0	0	6	16.7
27	Mellanby	4	0	1	1	2	0	0	0	0	4	.0
2	Pitlick	4	0	1	1	0	0	0	0	0	2	.0
24	Svehla	4	0	1	1	4	0	0	0	0	4	.0
12	Hicks	4	0	1	1	4	-1	0	0	0	4	.0
25	Kozlov	4	0	1	1	0	-3	0	0	0	6	.0
21	Parrish	4	0	1	1	0	-2	0	0	0	5	.0
9	Barrie	4	0	0	0	0	-1	0	0	0	3	.0
29	Vernon	4	0	0	0	10	0	0	0	0	0	.0
4	Hedican	4	0	0	0	0	1	0	0	0	5	.0
3	Laus	4	0	0	0	8	0	0	0	0	5	.0
7	Wilson	4	0	0	0	0	-5	0	0	0	1	.0
22	Simpson	4	0	0	0	4	-4	0	0	0	2	.0
13	Kvasha	4	0	0	0	0	0	0	0	0	6	.0
28	Spacek	4	0	0	0	0	-1	0	0	0	7	.0
SW#GOALTENDERSGP W L GAA MINS EN SO GA SA SV% G A PIM												
29	Vernon	4	0	4	3.04	237	0	0	12	136	.912	0 0 10
	TOTALS	4	0	4	3.00	240	0	0	12	136	.912	0 0 10

## PANTHERS 2012 PLAYOFF SCORING

NO	NAME	GP	G	A	PTS	PIM	+/-	PP	SH	GW	GT SHOTS	PCTG
20	Bergenheim	7	3	3	6	4	-2	1	0	0	24	12.5
9	Weiss	7	3	2	5	6	0	3	0	0	12	25.0
32	Versteeg	7	3	2	5	8	2	2	0	1	18	16.7
57	Goc	7	2	3	5	0	0	1	0	1	14	14.3
51	Campbell	7	1	4	5	2	-2	1	0	1	9	11.1
26	Samuelsson	7	0	5	5	2	-1	0	0	0	14	0.0
14	Fleischmann	7	1	2	3	2	0	0	0	0	13	7.7
52	Garrison	4	1	2	3	0	-2	1	0	0	12	8.3
19	Upshall	7	1	2	3	4	-1	0	0	0	9	11.1
43	Weaver	7	1	0	1	0	-1	0	0	0	6	16.7
82	Kopecky	7	1	0	1	4	-3	0	1	0	10	10.0
7	Kulikov	7	0	1	1	4	-4	0	0	0	15	.0
18	Matthias	7	0	1	1	6	-2	0	0	0	9	.0
25	Smithson	5	0	1	1	2	-2	0	0	0	1	.0
23	Strachan	2	0	1	1	0	2	0	0	0	0	.0
30	Clemmensen	3	0	1	1	0	0	0	0	0	0	.0
55	Jovanovski	7	0	0	0	4	-1	0	0	0	7	.0
44	*Gudbranson	7	0	0	0	8	-2	0	0	0	5	.0
10	Madden	7	0	0	0	0	-3	0	0	0	5	.0
16	Sturm	7	0	0	0	4	-3	0	0	0	8	.0
8	Wolski	2	0	0	0	4	-1	0	0	0	4	.0
4	Ellerby	1	0	0	0	2	0	0	0	0	0	.0
60	Theodore	5	0	0	0	0	0	0	0	0	0	.0
SW#GOALTENDERSGP W L GAA MINS EN SO GA SA SV% G A PIM												
60	Theodore	5	2	2	2.46	268	0	1	11	135	.919	0 0 0
30	Clemmensen	3	1	2	2.35	179	0	0	7	88	.920	0 1 0
	TOTALS	8	3	4	2.42	447	0	1	18	223	.919	0 1 0

# ALL-TIME PANTHERS PLAYOFF LEADERS

PLAYER	GOALS
Dave Lowry.....	10
Ray Sheppard.....	10
Rob Niedermayer.....	8
Stu Barnes.....	6
Johan Garpenlov.....	6

PLAYER	ASSISTS
Robert Svehla.....	11
Stu Barnes.....	10
Scott Mellanby.....	9
Gord Murphy.....	9
Ray Sheppard.....	8
Ed Jovanovski.....	8

PLAYER	POINTS
Ray Sheppard.....	18
Dave Lowry.....	17
Stu Barnes.....	16
Scott Mellanby.....	12
Rob Niedermayer.....	12
Robert Svehla.....	12

PLAYER	GAMES
Ed Jovanovski.....	34
Scott Mellanby.....	31
Robert Svehla.....	31
Rob Niedermayer.....	31
Paul Laus.....	30

PLAYER	PIM
Paul Laus.....	74
Ed Jovanovski.....	60
Scott Mellanby.....	50
Robert Svehla.....	40
Dave Lowry.....	39

PLAYER	POWER-PLAY GOALS
Dave Lowry.....	4
Ray Sheppard.....	4
Rob Niedermayer.....	3
Stephen Weiss.....	3

PLAYER	SHORT-HANDED GOALS
Tomas Kopecky.....	1
Bill Lindsay.....	1

PLAYER	GAME-WINNING GOALS
Stu Barnes.....	2
Tom Fitzgerald.....	2
Mike Hough.....	2
Dave Lowry.....	2
Rob Niedermayer.....	2

LEFT WINGS	G	A	PTS
Dave Lowry.....	10	7	17
Bill Lindsay.....	5	6	11

CENTERS	G	A	PTS
Stu Barnes.....	6	10	16
Rob Niedermayer.....	8	4	12

RIGHT WINGS	G	A	PTS
Ray Sheppard.....	10	8	18
Scott Mellanby.....	3	9	12

DEFENSEMEN	G	A	PTS
Robert Svehla.....	1	11	12
Paul Laus.....	2	7	9
Ed Jovanovski.....	1	8	9
Gord Murphy.....	0	9	9

GOALTENDER GAMES	
John Vanbiesbrouck.....	27
Jose Theodore.....	5
Mike Vernon.....	4
Scott Clemmensen.....	3

WINS	
John Vanbiesbrouck.....	13

SHUTOUTS	
John Vanbiesbrouck.....	2
Jose Theodore.....	1

GOALS-AGAINST AVERAGE	
John Vanbiesbrouck.....	2.28
Scott Clemmensen.....	2.34
Jose Theodore.....	2.46
Mike Vernon.....	3.04



# TOP PLAYOFF SCORERS VS. PANTHERS

Only Players with Three or More Points are Listed

PLAYER	TEAM	GP	G	A	PTS
Oates, Adam	BOS	5	2	5	7
Bourque, Ray	BOS	5	1	6	7
Lemieux, Mario	PIT	7	1	6	7
Elias, Patrik	NJD	11	3	3	6
Zajac, Travis	NJD	7	3	3	6
Gretzky, Wayne	NYR	5	4	2	6
Lindros, Eric	PHI	6	3	3	6
Nedved, Petr	PIT	7	3	3	6
Forsberg, Peter	COL	4	3	2	5
Kovalchuk Ilya	NJD	7	3	2	5
Messier, Mark	NYR	5	2	3	5
LeClair, John	PHI	6	2	3	5
Sakic, Joe	COL	4	1	4	5
Jagr, Jaromir	PIT	7	1	4	5
Svoboda, Petr	PHI	6	0	5	5
Clarkson, David	NJD	7	0	5	5
Tocchet, Rick	BOS	5	4	0	4
Robitaille, Luc	NYR	5	3	1	4
Tikkanen, Esa	NYR	5	3	1	4
Stevens, Scott	NJD	4	2	2	4
Moger, Sandy	BOS	5	2	2	4
Smolinski, Bryan	PIT	7	2	2	4
Parise, Zach	NJD	7	2	2	4
Deadmarsh, Adam	COL	4	0	4	4

PLAYER	TEAM	GP	G	A	PTS
Leetch, Brian	NYR	5	0	4	4
Sundstrom, Niklas	NYR	5	0	4	4
Corbet, Rene	COL	4	2	1	3
Krupp, Uwe	COL	4	2	1	3
McEachern, Shawn	BOS	5	2	2	3
Renberg, Mikael	PHI	6	2	2	3
Henrique Adam	NJD	7	2	2	3
Bernier, Steve	NJD	7	2	1	3
Gionta, Stephen	NJD	7	2	2	3
Kamensky, Valeri	COL	4	1	2	3
Rafalski, Brian	NJD	4	1	2	3
Donato, Ted	BOS	5	1	2	3
Rohloff, Jon	BOS	5	1	2	3
Stumpel, Jozef	BOS	5	1	2	3
Brind'Amour, Rod	PHI	6	1	2	3
Quinn, Dan	PHI	6	1	2	3
Daigneault, J.J.	PIT	7	1	2	3
Zubov, Sergei	PIT	7	1	2	3
Carter, Ryan	NJD	7	1	2	3
Holik, Bobby	NJD	4	0	3	3
Lidster, Doug	NYR	5	0	3	3
Roche, Dave	PIT	7	0	3	3
Tamer, Chris	PIT	7	0	3	3
Salvador, Bryce	NJD	7	0	3	3
Harrold, Peter	NJD	7	0	3	3

# PLAYOFF GOALTENDING VS. PANTHERS

NAME	TEAM	GP	W	L	T	SO	GA	MIN	GAA
Barrasso, Tom	PIT	6	3	3	0	1	15	358	2.51
Billington, Craig	BOS	1	0	1	0	0	6	60	6.00
Brodeur, Martin	NJ	11	8	2	0	1	21	645	1.95
Hedberg, Johan	NJ	1	0	1	0	0	1	36	1.67
Hextall, Ron	PHI	6	2	4	0	0	14	389	2.16
Ranford, Bill	BOS	4	1	3	0	0	16	239	4.02
Richter, Mike	NYR	5	4	1	0	1	10	328	1.83
Roy, Patrick	COL	4	4	0	0	1	4	284	0.85
Snow, Garth	PHI	1	0	0	0	0	0	1	0.00
Wregget, Ken	PIT	1	0	1	0	0	5	60	5.00





# TEAM PLAYOFF RECORDS: PERIOD

## Most...

**GOALS – 3** – Several times. MR: (2nd per.) vs. NY Rangers (4/17/97)

**GOALS AGAINST – 4** – (1st per.) at Colorado (6/6/96)

**GOALS BOTH TEAMS – 5** – 3 times (1st per.) at New Jersey (4/17/12), (2nd per.) vs. Boston (4/22/96) and (1st per.) at Colorado (6/6/96)

**PENALTY MINUTES – 39** – (1st per.) vs. Boston (4/22/96)

**PENALTY MINUTES BY OPPONENT – 35** – (1st per.) vs. Boston (4/22/96)

**PENALTY MINUTES BY BOTH TEAMS – 74** – (1st per.) vs. Boston (4/22/96)

**SHOTS ON GOAL AT HOME – 23** – (3rd per.) vs. Pittsburgh (5/24/96)

**SHOTS ON GOAL ON ROAD – 15** – (2nd per.) at Colorado (6/6/96)

**SHOTS AGAINST AT HOME – 26** – (1st per.) vs. New Jersey (4/13/12)

**SHOTS AGAINST ON ROAD – 17** – Twice (1st per.) at Philadelphia (5/4/96) and (1st per.) at Pittsburgh (5/28/96)

**POWER-PLAY GOALS – 2** – 5 times (3rd per.) vs. New Jersey (4/26/12), (2nd per.) at New Jersey (4/17/12), (2nd per.) vs. Boston (4/17/96), (2nd per.) vs. NY Rangers (4/17/97) and (2nd per.) at NY Rangers (4/22/97)

**POWER-PLAY GOALS AGAINST – 3** – (1st per.) at Colorado (6/6/96)

**SHORT-HANDED GOALS – 1** – Twice (3rd per.) vs. New Jersey (4/21/12) and (1st per.) vs. Philadelphia (5/14/96)

**SHORT-HANDED GOALS AGAINST – 1** – 3 times (2nd per.) at New Jersey (4/16/00), (1st per.) at Boston (4/25/96) and (2nd per.) vs. Boston (4/22/96)

## Fewest...

**SHOTS ON GOAL – 1** – (2nd per.) vs. New Jersey (4/18/00)

**SHOTS ON GOAL AGAINST – 2** – (3rd per.) vs. Pittsburgh (5/24/96)

## Fastest...

**OPENING GOAL – :23** – Stephen Weiss vs. New Jersey (4/15/12)

**OPENING GOAL AGAINST – :33** – Zach Parise at New Jersey (4/17/12)

**OPENING GOAL, HOME – :23** – Stephen Weiss vs. New Jersey (4/15/12)

**OPENING GOAL, ROAD – :30** – Jody Hull at Boston (4/24/96)

**OPENING GOAL AGAINST, HOME – :39** – Mark Messier vs. NY Rangers (4/25/97)

**OPENING GOAL AGAINST, ROAD – :33** – Zach Parise at New Jersey (4/17/12)

**GOAL FROM START OF PERIOD – :23** – Stephen Weiss (1st per.) vs. New Jersey (4/15/12)

**GOAL FROM START OF PERIOD AGAINST – :27** – Petr Nedved (2nd per.) vs. Pittsburgh (5/24/96)

**OVERTIME GOAL – 4:06 (OF 1ST OT)** – Dave Lowry vs. Philadelphia (5/9/96)

**OVERTIME GOAL AGAINST – 5:39 (OF 1ST OT)** – Travis Zajac vs. New Jersey (4/24/12)

**TWO GOALS SCORED BY ONE PLAYER – :49** – Stephen Weiss (1st per.) vs. New Jersey (4/15/12)

**TWO GOALS AGAINST BY ONE PLAYER – 1:19** – Peter Forsberg (1st per.) at Colorado (6/6/96)

**TWO GOALS – :25** – Ray Sheppard/Mike Hough (1st per.) vs. Boston (4/17/96)

**TWO GOALS AGAINST – :31** – Rene Corbet/Valeri Kamensky (2nd per.) at Colorado (6/6/96)

**THREE GOALS – 1:17** – Sheppard 7:37, Hough 8:02, Hull 8:54, (1st per.) vs. Boston (4/17/96)

**THREE GOALS AGAINST – 3:49** – Young 10:32, Ricci 12:21, Krupp 14:21, (2nd per.) at Colorado (6/4/96)

# TEAM PLAYOFF RECORDS: GAME

## Most...

**DECISIVE WIN – 6-2** – vs. Boston (4/22/96) and 5-1 at Pittsburgh (5/18/96)

**DECISIVE WIN AT HOME – 6-2** – vs. Boston (4/22/96)

**DECISIVE WIN ON ROAD – 5-1** – at Pittsburgh (5/18/96)

**DECISIVE SHUTOUT** – Twice **3-0** – vs. New Jersey (4/21/12) and vs. NY Rangers (4/17/97)

**DECISIVE SHUTOUT WIN AT HOME** – Twice **3-0** – vs. New Jersey (4/21/12) and vs. NY Rangers (4/17/97)

**DECISIVE SHUTOUT WIN ON ROAD – 2-0** – at Philadelphia (5/2/96)

**DECISIVE LOSS – 8-1** – at Colorado (6/6/96)

**DECISIVE LOSS AT HOME** – Twice **4-1** – vs. New Jersey (4/20/00) and 3-0 vs. NY Rangers (4/20/97)

**DECISIVE LOSS ON ROAD – 8-1** – at Colorado (6/6/96)

**DECISIVE SHUTOUT LOSS – 4-0** – at New Jersey (4/19/12)

**DECISIVE SHUTOUT LOSS AT HOME – 3-0** – vs. NY Rangers (4/20/97)

**DECISIVE SHUTOUT LOSS ON ROAD – 4-0** – at New Jersey (4/19/12)

**GOALS – 6** – Twice - vs. Boston (4/17/96 and 4/22/96)

**GOALS AT HOME – 6** – Twice - vs. Boston (4/17/96 and 4/22/96)

**GOALS ON ROAD – 5** – at Pittsburgh (5/18/96)

**GOALS BOTH TEAMS – 9** – vs. Boston (4/17/96), 6-3 (W) and at Colorado (6/6/96), 8-1 (L)

**GOALS AGAINST – 8** – at Colorado (6/6/96), 8-1 (L)

**GOALS AGAINST AT HOME – 4** – vs. New Jersey (4/20/00), 4-1 (L)

**GOALS AGAINST ON ROAD – 8** – at Colorado (6/6/96), 8-1 (L)

**ASSISTS – 11** – vs. Boston (4/17/96)

**SCORING POINTS – 17** – vs. Boston (4/17/96)

**PENALTY MINUTES – 57** – vs. Boston (4/22/96)

**PENALTY MINUTES BY OPPONENT – 64** – vs. Boston (4/22/96)

**PENALTY MINUTES BY BOTH TEAMS – 121** – vs. Boston (4/22/96)

**PENALTIES – 19** – (57 PIM) vs. Boston (4/22/96)

**PENALTIES BY OPPONENT – 21** – (64 PIM) vs. Boston (4/22/96)

**POWER-PLAY GOALS – 3** – at New Jersey (4/17/12)

**POWER-PLAY GOALS AGAINST – 4** – at Colorado (6/6/96)

**SHORT-HANDED GOALS – 1** – Twice- vs. New Jersey (4/21/12), vs. Philadelphia (5/14/96)

**SHORT-HANDED GOALS AGAINST – 1** – 3 times - at New Jersey (4/16/00), at Boston (4/25/96) and vs. Boston (4/22/96)

**SHOTS ON GOAL – 63** – vs. Colorado (6/10/96)

**SHOTS ON GOAL AT HOME – 63** – vs. Colorado (6/10/96)

**SHOTS ON GOAL ON ROAD – 42** – vs. Philadelphia (5/12/96)

**SHOTS ON GOAL BOTH TEAMS – 119** – vs. Colorado (6/10/96)

**SHOTS AGAINST – 56** – vs. Colorado (6/10/96)

**SHOTS AGAINST AT HOME – 56** – vs. Colorado (6/10/96)

**SHOTS AGAINST ON ROAD – 47** – at Philadelphia (5/4/96)

## Fewest...

**PENALTY MINUTES – 2** – vs. Colorado (6/8/96)

**PENALTY MINUTES BY OPPONENT – 2** – at New Jersey (4/24/12)

**PENALTY MINUTES BY BOTH TEAMS – 6** – vs. Colorado (6/8/96)

**SHOTS ON GOAL – 15** – at Philadelphia (5/2/96)

**SHOTS ON GOAL AT HOME – 22** – vs. New Jersey (4/18/00)

**SHOTS ON GOAL ON ROAD – 15** – at Philadelphia (5/2/96)

**SHOTS ON GOAL BOTH TEAMS – 33** – at Philadelphia (5/2/96)

**SHOTS AGAINST – 18** – at Philadelphia (5/2/96)

**SHOTS AGAINST AT HOME – 22** – vs. Colorado (6/8/97)

**SHOTS AGAINST ON ROAD – 18** – at Philadelphia (5/2/96)



# TEAM PLAYOFF RECORDS: SEASON

## Most...

GOALS – 61 – (1996)

ASSISTS – 95 – (1996)

POINTS (GOALS/ASSISTS) – 156 – (1996)

PENALTY MINUTES – 395 – (1996)

GOALS AT HOME – 37 – (1996)

GOALS ON ROAD – 24 – (1996)

GOALS AGAINST – 57 – (1996)

POWER-PLAY GOALS – 14 – (1996)

POWER-PLAY GOALS AGAINST – 20 – (1996)

SHORT-HANDED GOALS – 1 – (1996 and 2012)

SHORT-HANDED GOALS AGAINST – 2 – (1996)

SHUTOUTS – 1 – (1996, 1997 and 2012)

SHUTOUTS AT HOME – 1 – (1997 and 2012)

SHUTOUTS ON ROAD – 1 – (1996)

SHUTOUTS AGAINST – 2 – (1996)

SHUTOUTS AGAINST AT HOME – 1 – (1996 and 1997)

SHUTOUTS AGAINST ON ROAD – 1 – (1996 and 2012)

GAMES – 22 – (1996)

WINS – 12 – (1996)

WINS AT HOME – 7 – (1996)

WINS ON ROAD – 5 – (1996)

LOSSES – 10 – (1996)

LOSSES AT HOME – 4 – (1996)

LOSSES ON ROAD – 6 – (1996)

# TEAM PLAYOFF RECORDS: STREAKS

## Longest...

WIN STREAK – 4 GAMES – 5/9 - 5/18/96

WIN STREAK AT HOME – 3 GAMES – 4/17 - 4/27/96 and 5/9 - 5/24/96

WIN STREAK ON ROAD – 2 GAMES – 5/12 - 5/18/96

WIN STREAK VS. A SINGLE TEAM – 3 GAMES – vs. Boston 4/17 - 4/24/96 and vs. Philadelphia 5/9 - 5/14/96

WIN STREAK AT HOME VS. A SINGLE TEAM – 3 GAMES – vs. Boston 4/17 - 4/27/96

WIN STREAK ON ROAD VS. A SINGLE TEAM – 1 GAME – many times

LOSING STREAK – 9 GAMES – 4/20/97-4/13/12

LOSING STREAK AT HOME – 5 GAMES – 4/20/97-4/13/12

LOSING STREAK ON ROAD – 6 GAMES – 6/4/96-4/16/00

LOSING STREAK VS. A SINGLE TEAM – 5 GAMES – vs. New Jersey (4/13/00-4/13/12)

LOSING STREAK AT HOME VS. A SINGLE TEAM – 3 GAMES – vs. New Jersey (4/18/00-4/13/12)

LOSING STREAK ON ROAD VS. A SINGLE TEAM – 2 GAMES – vs. New Jersey (4/19- 4/24/12), vs. New Jersey (4/13 - 4/15/00), vs. NY Rangers (4/22 - 4/23/97), vs. Colorado (6/4 - 6/6/96) and vs. Pittsburgh (5/20 - 5/28/96)

CONSECUTIVE SHUTOUT STREAK – 1 GAME – 5/2/96 at Philadelphia 2-0 (Vanbiesbrouck), 4/17/97 vs. NY Rangers 3-0 (Vanbiesbrouck), 4/21/12 vs. New Jersey 3-0 (Theodore)

CONSECUTIVE SHUTOUT STREAK AGAINST – 1 GAME – 5/28/96 at Pittsburgh 3-0 (Barrasso), 6/10/96 vs. Colorado 1-0 (Roy) and 4/20/97 vs. NY Rangers 3-0 (Richter), 4/19/12 at New Jersey 4-0 (Brodeur)

CONSECUTIVE GAMES WITHOUT BEING SHUT OUT – 15 GAMES – 4/17 - 5/26/96

CONSECUTIVE GAMES WITHOUT SHUTTING OUT OPPONENT – 16 GAMES – 5/4 - 6/10/96

CONSECUTIVE SHUTOUT MINUTES – 141:31 – John Vanbiesbrouck 6/8 - 6/10/96

# INDIVIDUAL PLAYOFF RECORDS: PERIOD

## Most...

**GOALS – 2** – Dave Lowry (2nd per.) vs. Boston (4/22/96), Rob Niedermayer (1st per.) vs. Philadelphia (5/9/96) and Stu Barnes (3rd per.) vs. Pittsburgh (5/24/96), Stephen Weiss (1st per.) vs. New Jersey (4/15/12)

**GOALS AGAINST – 3** – Peter Forsberg (1st per.) at Colorado (6/6/96) and Wayne Gretzky (2nd per.) at NY Rangers (4/23/97)

**ASSISTS – 3** – Stu Barnes (2nd per.) vs. Boston (4/22/96) and Robert Svehla (2nd per.) vs. NY Rangers (4/17/97)

**ASSISTS AGAINST – 3** – Joe Sakic (1st per.) at Colorado (6/6/96)

**POINTS – 3** – Stu Barnes (2nd per.) vs. Boston (4/22/96), Ray Sheppard (2nd per.) vs. Boston (4/22/96) and Robert Svehla (2nd per.) vs. NY Rangers (4/17/97)

**POINTS AGAINST – 3** – Peter Forsberg (1st per.) at Colorado (6/6/96), Joe Sakic (1st per.) at Colorado (6/6/96) and Wayne Gretzky (2nd per.) at NY Rangers (4/23/97)

**POWER-PLAY GOALS – 2** – Stephen Weiss (1st per.) vs. New Jersey (4/15/12)

**POWER-PLAY GOALS AGAINST – 2** – Peter Forsberg (1st per.) at Colorado (6/6/96)

**SHORT-HANDED GOALS – 1** – Tomas Kopecky (3rd per.) vs. New Jersey (4/21/12) and Bill Lindsay (1st per.) vs. Philadelphia (5/14/96)

**SHORT-HANDED GOALS AGAINST – 1** – Scott Niedermayer (2nd per.) at New Jersey (4/16/00), Adam Oates (3rd per.) at Boston (4/25/96) and Steven Heinze (2nd per.) vs. Boston (4/22/96)

**PENALTY MINUTES – 15** – Paul Laus (1st per.) vs. Boston (4/22/96)

**PENALTY MINUTES AGAINST – 17** – Shjon Podein (3rd per.) vs. Philadelphia (5/7/96)

# INDIVIDUAL PLAYOFF RECORDS: GAME

## Most...

**GOALS – 2** – Several times. MR: Stephen Weiss vs. New Jersey (4/15/12)

**GOALS AGAINST – 3** – Peter Forsberg at Colorado (6/6/96) and Wayne Gretzky at NY Rangers (4/23/97)

**ASSISTS – 3** – Stu Barnes vs. Boston (4/17/96), Ray Sheppard vs. Boston (4/22/96), Dave Lowry vs. Pittsburgh (5/24/96) and Robert Svehla vs. NY Rangers (4/17/97)

**ASSISTS AGAINST – 4** – Joe Sakic at Colorado (6/6/96)

**POINTS – 4** – Ray Sheppard (1-3-4) vs. Boston (4/22/96)

**POINTS AGAINST – 4** – Adam Oates (2-2-4) at Boston (4/25/96) and Joe Sakic (0-4-4) at Colorado (6/6/96)

**POWER-PLAY GOALS – 2** – Stephen Weiss vs. New Jersey (4/15/12)

**POWER-PLAY GOALS AGAINST – 2** – Rick Tocchet vs. Boston (4/17/96) and Peter Forsberg at Colorado (6/6/96)

**SHORT-HANDED GOALS – 1** – Tomas Kopecky (3rd per.) vs. New Jersey (4/21/12), Bill Lindsay vs. Philadelphia (5/14/96)

**SHORT-HANDED GOALS AGAINST – 1** – Scott Niedermayer vs. New Jersey (4/16/00), Adam Oates at Boston (4/25/96) and Steve Heinze vs. Boston (4/22/96)

**PENALTY MINUTES – 21** – Paul Laus vs. Boston (4/22/96)

**PENALTY MINUTES AGAINST – 17** – Dean Chynoweth vs. Boston (4/22/96) and Shjon Podein vs. Philadelphia (5/7/96)

## By Defensemen...

**GOALS – 1** – Several times. MR: Brian Campbell at New Jersey (4/17/12)

**ASSISTS – 3** – Robert Svehla vs. NY Rangers (4/17/97)

**POINTS – 3** – Robert Svehla vs. NY Rangers (4/17/97)

# INDIVIDUAL PLAYOFF RECORDS: SEASON

## Most...

GAMES PLAYED – 22 – 11 Players (1996)

GOALS – 10 – Dave Lowry (1996)

ASSISTS – 10 – Stu Barnes (1996)

POINTS – 17 – Dave Lowry (1996)

PENALTY MINUTES – 62 – Paul Laus (1996)

POWER-PLAY GOALS – 4 – Dave Lowry (1996)

SHORT-HANDED GOALS – 1 – Tomas Kopecky (2012) and Bill Lindsay (1996)

GAME-WINNING GOALS – 2 – Dave Lowry, Stu Barnes, Rob Niedermayer, Tom Fitzgerald and Mike Hough (1996)

SHOTS ON GOAL – 57 – Stu Barnes and Scott Mellanby (1996)

HAT TRICKS – None

GOALS BY DEFENSEMAN – 2 – Jason Woolley and Paul Laus (1996)

ASSISTS BY DEFENSEMAN – 8 – Ed Jovanovski (1996)

POINTS BY DEFENSEMAN – 9 – Ed Jovanovski (1996)

PENALTY MINUTES BY DEFENSEMAN – 62 – Paul Laus (1996)

POWER-PLAY GOALS BY DEFENSEMAN – 1 – Jason Garrison (2012), Brian Campbell (2012), Robert Svehla (1997), Jason Woolley (1996)

SHORT-HANDED GOALS BY DEFENSEMAN – None

GAME-WINNING GOALS BY DEFENSEMAN – 1 – Brian Campbell (2012), Jason Woolley (1996)

SHOTS BY DEFENSEMAN – 53 – Gord Murphy (1996)

GAMES BY ROOKIE – 22 – Ed Jovanovski (1996)

GOALS BY ROOKIE – 1 – Radek Dvorak and Ed Jovanovski (1996) and Dave Nemirovsky (1997)

ASSISTS BY ROOKIE – 8 – Ed Jovanovski (1996)

POINTS BY ROOKIE – 9 – Ed Jovanovski (1996)

PENALTY MINUTES BY ROOKIE – 52 – Ed Jovanovski (1996)

POWER-PLAY GOALS BY ROOKIE – None

SHORT-HANDED GOALS BY ROOKIE – None

GAME-WINNING GOALS BY ROOKIE – None

SHOTS BY ROOKIE – 51 – Ed Jovanovski (1996)

WINS BY GOALTENDER – 12 – John Vanbiesbrouck (1996)

SHUTOUTS – 1 – Jose Theodore (2012), John Vanbiesbrouck (1996 and 1997)

PENALTY MINUTES BY GOALTENDER – 20 – John Vanbiesbrouck (1996)

ASSISTS/POINTS BY GOALTENDER – 1 – Scott Clemmensen (2012), John Vanbiesbrouck (1996)

# INDIVIDUAL PLAYOFF RECORDS: STREAKS

## Longest...

GAMES PLAYED – 22 – 11 Players (1996)

GOAL STREAK – 3 GAMES – Dave Lowry (4/27 - 5/4/96)

ASSIST STREAK – 5 GAMES – Jason Woolley (4/17 - 4/27/96)

POINT STREAK – 7 GAMES – Dave Lowry (5/9 - 5/26/96)

# GOALTENDING PLAYOFF RECORDS

## Period...

**MOST GOALS ALLOWED – 4** – John Vanbiesbrouck (1st per.) at Colorado (6/6/96)

**MOST SHOTS FACED – 26** – Jose Theodore (1st per.) vs. New Jersey (4/13/12)

**MOST SHOTS, OPPONENT – 23** – Tom Barrasso (3rd per.) vs. Pittsburgh (5/24/96)

**MOST SAVES – 23** – Jose Theodore (1st per.) vs. New Jersey (4/13/12)

**MOST SAVES, OPPONENT – 20** – Tom Barrasso (3rd per.) vs. Pittsburgh (5/24/96)

## Game...

**FEWEST GOALS AGAINST – 0** – Jose Theodore vs New Jersey (4/21/12), John Vanbiesbrouck at Philadelphia (5/2/96) and vs. NY Rangers (4/17/97)

**MOST GOALS AGAINST – 4** – Scott Clemmensen at New Jersey (4/19/12), Mike Vernon vs. New Jersey (4/20/00), John Vanbiesbrouck at NY Rangers (4/22/97), at Colorado (6/6/96) and at Boston (4/25/96) and Mark Fitzpatrick at Colorado (6/6/96)

**MOST SHOTS AGAINST – 56** – John Vanbiesbrouck vs. Colorado (6/10/96)

**MOST SAVES – 55** – John Vanbiesbrouck vs. Colorado (6/10/96)

**MOST PENALTIES – 2** – John Vanbiesbrouck vs. Boston (4/22/96) and vs. Philadelphia (5/7/96)

**MOST PENALTY MINUTES – 10** – Mike Vernon at New Jersey (4/13/00)

**MOST POINTS – 1** – Scott Clemmensen at New Jersey (4/17/12) and John Vanbiesbrouck at Boston (4/25/96)

## Season...

**MOST CONSECUTIVE STARTS – 22** – John Vanbiesbrouck (1996)

**MOST CONSECUTIVE GAMES PLAYED – 22** – John Vanbiesbrouck (1996)

**LONGEST WIN STREAK – 4 GAMES** – John Vanbiesbrouck (5/9 - 5/18/96)

**LONGEST LOSING STREAK – 4 GAMES** – Mike Vernon (4/13 - 4/20/00) and John Vanbiesbrouck (4/20 - 4/25/97 and 6/4 - 6/10/96)

**CONSECUTIVE SCORELESS MINUTES – 141:31** – John Vanbiesbrouck vs. Colorado (6/8 - 6/10/96)

# ROOKIE PLAYOFF RECORDS

## Period...

**GOALS – 1** – Ed Jovanovski (1st per.) vs. Boston (4/22/96), Radek Dvorak (2nd per.) vs. Pittsburgh (5/24/96) and Dave Nemirovsky (3rd per.) at NY Rangers (4/23/97)

**ASSISTS – 1** – Several times. MR: Ed Jovanovski (1st per.) vs. Colorado (6/8/96)

**POINTS – 1** – Several times. MR: Dave Nemirovsky (3rd per.) at NY Rangers (4/23/97)

**PENALTY MINUTES – 12** – Ed Jovanovski (3rd per.) vs. Philadelphia (5/7/96)

## Game...

**GOALS – 1** – Ed Jovanovski vs. Boston (4/22/96), Radek Dvorak vs. Pittsburgh (5/24/96) and Dave Nemirovsky at NY Rangers (4/23/97)

**ASSISTS – 2** – Ed Jovanovski vs. Philadelphia (5/9/96)

**POINTS – 2** – Ed Jovanovski vs. Philadelphia (5/9/96) and Radek Dvorak vs. Pittsburgh (5/24/96)

**PENALTY MINUTES – 14** – Ed Jovanovski vs. Philadelphia (5/7/96)

**POWER-PLAY GOALS** – None

**SHORT-HANDED GOALS** – None



# FLORIDA PANTHERS MEDIA

## Media Credentials

Media Credentials will be issued for working members of the media only. Non-working media members, children and friends will not be allowed into the press box or press lounge.

There will be three types of game credentials – two types for those individuals working in press box (working press and radio/TV as well as visiting team official) and one for those individuals taking both still and video shots will not have press box access (photo/tech and cameramen). Contact Adelyn Biedenbach at (954) 835-7207 or Chrissy Parente at (954) 835-7714.

## Press Entrance

The press entrance is located at the northwest corner of the BB&T Center, just to the left of the arena's loading docks. It will open an hour and a half before the start of each game and close half an hour after the game begins. Please use the press entrance or the security entrance when attending Panthers practices at the BB&T Center.

## Press Box Access

To access the Press Box, please exit the Press Lounge at the same door you entered and proceed approximately 40 yards to the press express elevator, which will be on the right. Take the press express elevator to the Sky View Level, which will open directly into the Press Box.

## Dressing Room Access

From the Press Lounge: Proceed out the back door of the Press Room and take an immediate left. Follow the corridor until you reach the marked locker room doors or the post-game interview room – approximately 30 yards on the right.

From the Press Box: Upon departing the press express elevator on the event level, proceed to the right and follow the corridor until you reach the locker rooms – approximately 15 yards past the security booth.

## Working Press Pass Holders

Working press members will be assigned a seat in the Press Box, which you can access at the Sky View Level off of the press express elevators. Seating charts are posted throughout the Press Box on game nights.

## Photo/Tech Pass Holders

Still photographers will shoot from section 117 and from the holes in the glass. Team photographer Eliot Schechter will assign photo locations on a nightly basis.

## Media Parking

The Panthers can offer a limited number of parking spaces available to the media on a seasonal basis that will be located in a fenced-in lot at the northwest corner of the BB&T Center, near the press entrance. Please submit any requests for parking 24 hours prior to game to Justin Copertino at (954) 835-7712 or Adelyn Biedenbach at (954) 835-7207. The club will have a very limited number of game-by-game parking passes available and they will be issued on a first-come, first-served basis.

## Press Meals

Upon receiving your credential from a Panthers communications representative at the press will-call, each member of the media may proceed to the Press Lounge. Meals may be purchased after signing in with Press Room food service individuals.

# FLORIDA PANTHERS ICEDEN

The Florida Panthers IceDen, winner of the 2015-16 Fritz Dietl Award for Ice Arena Excellence, is a 125,000 square foot, state-of-the-art recreational skating and entertainment complex that houses three ice rinks and was the first designed multi-sheet facility in Florida. This facility, which opened its doors in Nov. 1996, is also the primary practice facility for the NHL's Florida Panthers.

The Florida Panthers IceDen embarked on an additional expansion project during 2009 that saw an additional 50,000 square feet including a third NHL regulation size ice surface and a state-of-the-art training facility for the Florida Panthers. The expansion of the Florida Panthers IceDen to three rinks makes it the only triple-ice facility south of Washington, D.C. Along with the third sheet of ice, the Florida Panthers IceDen added a 16,000 square-foot training facility for the Panthers. The training facility includes staff offices, a player's lounge, locker room, meeting room, media work room, theater and a gym.

The Florida Panthers IceDen has hosted a variety of prestigious events including the Sunshine State Figure Skating Championships, the Florida State High school Hockey Championships, the State Amateur Hockey of Florida Championships, Special Olympics Florida and the USA Hockey National Championships. The facility also hosts the Florida Panthers developmental camp, summer hockey schools, the Panthers Cup, as well as international adult hockey tournaments. The Florida Panthers IceDen was also named by USA Hockey Magazine as one of the 10 coolest rinks in the United States and continues to be one of the busiest facilities in the country.

The expansion of The Florida Panthers IceDen continues the building's commitment to being one of the premier ice facilities in the country. The third sheet of ice is used primarily for the Panthers but is also used by the Panthers IceDen figure skating programs, as well as the highly regarded Florida JR Panthers travel hockey club.

In addition to daily public skating sessions, the Panthers IceDen also hosts youth and adult hockey, figure skating, curling and learn to skate programs.

# BB&T CENTER

Home of the Florida Panthers hockey club and internationally recognized concerts and events, the Broward County-owned BB&T Center is one of the top ranked venues of its kind in the world. BB&T, one of the largest banks in the United States, assumed naming rights for 'The Center of It All' on Sept. 10, 2012 as part of a 10-year agreement for the venue's naming rights.

Spectators have enjoyed Florida Panthers hockey, concert headliners like Jay-Z, Bon Jovi, Aerosmith, Katy Perry, Taylor Swift, Michael Buble, Bruce Springsteen, Rihanna, Usher, Jimmy Buffet and Andre Rieu as well as family shows like Walking with Dinosaurs, Disney on Ice, the Harlem Globetrotters and Monster Jam. In addition, the venue has played host to the 2001 NHL Entry Draft and the 2003 NHL All-Star Game, as well as acting as the annual home for the MetroPCS Orange Bowl Basketball Classic. The BB&T Center hosted the 2015 NHL Draft.

The BB&T Center offers versatile programming reflective of the rich diversity of the South Florida community. Annual events at the BB&T Center include college and high school commencement ceremonies, corporate functions, charity events, youth hockey games, motivational seminars and much more.

Club Lexus is a 12,000+ square-foot exclusive lounge for all concerts, shows, and events including a center ice view for hockey games. Club Lexus offers all-inclusive superior cuisine and an all-inclusive full-service bar. Other offers include VIP valet parking, private entrance, early entry to an event and much more.

The Sky Club at the BB&T Center encompasses approximately 8,000 square feet and caters to approximately 500 guests with a Panthers themed interior design, full-service bar, outdoor patio, specialty buffet and tremendous sidelines. The Penalty Box offers fans another luxury seating and dining option inside the BB&T Center.

The BB&T Center is also the home for private loge box seating. These state of the art boxes include the upscale amenities of a luxury suite with the excitement of sitting in the arena bowl. Amenities include comfortable, swivel contoured chair with seating for four or eight people, countertop dining and viewing opportunities with access to waiter/waitress service, concierge service and more.

Other destinations at the BB&T Center:

- Club Lexus
- Coca-Cola Food Courts
- Sky Club,
- JetBlue Tarmac,
- Lexus VIP Lot
- Panthers Bar
- Center Ice Bar
- The Legends Lounge,
- The Penalty Box
- Coors Light Cold Zone

# PANTHERS IN THE COMMUNITY

## **Florida Panthers Foundation**

The mission of the Florida Panthers Foundation is to build a better future for the children of South Florida. Through philanthropic partnerships, grants, donations and community outreach programs, the Foundation maintains a focus on children's health, fitness, education and cultural needs. The Florida Panthers Foundation is a non-profit organization that has donated significant resources to charitable initiatives since its inception in 2003. Check our website for any additional information at <http://www.panthersfoundation.org/>

## **Food & Toy Drives**

The Florida Panthers during the month of November host a food drive outside of the BB&T Center to benefit the Harvest Food Drive of Broward County. Fans are encouraged to donate any nonperishable food items before select Florida Panthers home games. The Panthers staff members as well as Florida Panthers players and their families will spend on day distributing Thanksgiving meals to families in need in Broward County. In December, the Florida Panthers partner with the U.S. Marine Corps Reserves to collect toys for the popular Toys for Tots program. The Florida Panthers host toy drives before select home games and all donated toys are then distributed to children in need in South Florida.

## **Children's Hospitals Visits**

Each season, Florida Panthers players, broadcasters, coaches, and Stanley C. Panther make their regular hospital visits. Players sign autographs, take pictures and distribute gift bags filled with Panthers memorabilia to all patients. One of their signature events is the Holiday Hangout where the entire Chris Evert Children's Hospital is adorned with holiday decorations, face painters, food, music and a visit from Santa Claus where each child will receive a gift.

## **"Shirts Off Our Backs" Auction**

The final home game of the regular season allows the Foundation to host one of the most popular auctions of the season, the "Shirts Off Our Backs" auction, where the Foundation auctions off the game-used jerseys of each member of the Florida Panthers. This action packed auction is held through the second intermission where fans bid on their favorite jerseys at the auction tables. At the conclusion of the game, all winning bidders are escorted to center ice for a special post game ceremony where each player skates over to the fan that won their jersey, takes off their jersey and signs it while fans in the crowd look on.

To learn more about the foundation or to make a tax deductible donation please visit our website at [www.panthersfoundation.org](http://www.panthersfoundation.org)

Follow @FlaPanthersCARE on Twitter and Instagram for more updates on the Florida Panthers Foundation and Community Events.



## GRASSROOTS MARKETING & COMMUNITY DEVELOPMENT

### Cats in the Community

The Florida Panthers are committed to the South Florida community through a variety of initiatives from the Grassroots Marketing and Community Development departments. The Panthers will deploy significant resources to engage South Florida you, families, current and potential fans and hockey players, to extend its reach through community-driven programs and fan outreach initiatives. The Panther Patrol will visit numerous location throughout the tri-county area to feature street hockey clinics, school/education programs and assemblies, youth hockey events, Panthers Live!, Watch Parties, as well as appearances from Panthers personalities, Stanley C Panther and more. The JetBlue Tarmac part will take place prior to every Panthers home game and feature inflatable street hockey rink, party mobiles equipped with video games, face painting, DJ and potential live music performances, corn hole boards and vendor village.

## FLORIDA PANTHERS ALUMNI ASSOCIATION

The Florida Panthers and the NHL have formed an official Florida Panthers Alumni Association headed by former NHL defenseman and current Panthers broadcaster Randy Moller. The Alumni Association has a mission to encourage retired players and their families to remain involved with the Panthers organization and smooth the transition from player to businessman in the South Florida community.

The Alumni Association also raises money for South Florida youth hockey and other charitable causes. It serves to benefit sponsors and supporters through speaking engagements, hospital visits, promotional tours and player appearances. The alumni association has distributed more than \$290,000.00 to the youth of South Florida.

Twelve seasons after taking South Florida on a memorable and wild ride to the Stanley Cup finals, the '96 Panthers came together at the, formally named, BankAtlantic Center on July 28, 2007 for a reunion game against former Panther alumni.

Before a crowd of over 11,000 – a crowd that lined up several hours before the game to get autographs from players and coaches – the '96 Panthers defeated the Florida Alumni 9-5.

The players that attended the reunion game from the '96 Panthers included Mark Fitzpatrick, Mike Hough, Ed Jovanovski, Paul Laus, Bill Lindsay, Scott Mellanby, Gord Murphy, Ray Sheppard, Brian Skrudland, Geoff Smith, John Vanbiesbrouck and head coach Doug MacLean.

# NATIONAL HOCKEY LEAGUE

## 2015-2016 NHL OFFICIALS

### REFEREES

NAME	#
*Brenk, Jake	42
Charron, Francis	6
*Chmielewski, Tom	43
Dwyer, Gord	19
Furlatt, Eric	27
*Hanson, Trevor	47
Hasenfratz, Mike	2
Hebert, Ghislain	22
Hebert, Jean	15
Jackson, Dave	8
Joannette, Marc	25
Kimmerly, Greg	18
Kowal, Tom	32
Kozari, Steve	40
L'Ecuyer, Frederick	17
LaRue, Dennis	14
Lee, Chris	28
Leggo, Mike	3
*Lemelin, Mark	41
*Lewis, Dave	46
Luxmore, Thomas John	21
Martell, Rob	26
McCauley, Wes	4
*McIsaac, Jon	45
Meier, Brad	34
Morton, Dean	36
*Nicholson, Kendrick	44
O'Halloran, Dan	13
O'Rourke, Dan	9
Peel, Tim	20
Pochmara, Brian	16
Pollock, Kevin	33
*Rank, Garrett	48
Rehman, Kyle	37
*Romasko, Evgeny	39
Rooney, Chris	5
Skilliter, Graham	24
St. Pierre, Justin	12
St-Laurent, Francois	38
Sutherland, Kelly	11
Walsh, Ian	29
Watson, Brad	23

### LINESMEN

NAME	#
*Alphonso, Shandor	52
Amell, Derek	75
Barton, Steve	59
*Berg, Devin	87
Brisebois, David	96
Cameron, Lonnie	74
Cherrey, Scott	50
Cormier, Michel	76
Cvik, Mike	88
Devorski, Greg	54
Driscoll, Scott	68
Galloway, Ryan	82
*Gawryletz, Brandon	64
Gibbons, Ryan	58
Gibbs, Darren	66
*Grandt, John	98
Henderson, Don	91
Heyer, Shane	55
Kovachik, Brad	71
*Knorr, Trent	63
Lazarowich, Brad	86
Mach, Brian	78
MacPherson, Matt	83
McElman, Andy	90
Miller, Steve	89
Murchison, Kiel	79
Murphy, Brian	93
Murray, Jonny	95
Nansen, Derek	70
Nelson, Thor	80
Nowak, Tim	77
Pancich, Bryan	94
Racicot, Pierre	65
Rody, Vaughan	73
Sericolo, Anthony	84
Sharrers, Jay	57
Shewchyk, Mark	92
Wheler, Mark	56

\* Minor league officials

### NEW YORK

1185 Avenue of the Americas  
New York, NY 10036  
O: 212-789-2000  
F: 212-789-2020

### TORONTO

50 Bay St., 11th Floor  
Toronto, ON M5J 2X8  
O: 416-359-7900  
F: 416-981-2779

### MONTREAL

1800 McGill College Ave., Suite 2600  
Montreal, QC H3A 3J6  
O: 514-841-9220  
F: 514-841-1070

### EXECUTIVE

Commissioner: Gary B. Bettman  
Deputy Commissioner: William Daly  
Chief Operating Officer: John Collins  
Senior Executive Vice President of Hockey Operations: Colin Campbell

# NATIONAL HOCKEY LEAGUE

## NHL COMMUNICATIONS (@PR\_NHL)

Gary Meagher, Executive Vice President, Communications  
O: 416-359-7960, C: 416-729-4700, gmeagher@nhl.com

Frank Brown, Group Vice President, Communications  
O: 212-789-2042, C: 347-853-4390, fbrown@nhl.com  
\* Commissioner's Office requests

Jamey Horan, Group Vice President, Event Communications & Player Development  
O: 212-789-2785, C: 646-652-9981, jhoran@nhl.com  
\* Deputy Commissioner requests, event and player development inquiries

John Dellapina, Group Vice President, Communications  
O: 212-789-2115, C: 917-363-7988, jdellapina@nhl.com  
\* Department of Player Safety requests, general hockey inquiries

Benny Ercolani, Statistician & Information Officer  
O: 416-359-7963, C: 416-729-5666, bercolani@nhl.com

Greg Inglis, Senior Director, News Services  
O: 212-789-2065, C: 347-853-2461, ginglis@nhl.com  
\* Editorial content and research

Schuyler Baehman, Director, Event Communications & Player Development  
O: 212-789-2097, C: 908-917-0456, sbaehman@nhl.com  
\* Event inquiries

Nirva Milord, Director, Communications  
O: 212-789-2123, C: 917-715-6187, nmilord@nhl.com  
\* Corporate communications, entertainment publicity

Jennifer Moad, Director, Communications  
O: 416-359-7961, C: 416-527-2852, jmoad@nhl.com

Julie Young, Director, Communications  
O: 416-359-7964, C: 416-605-3550, jyoung@nhl.com  
\* Hockey Operations and Officiating requests

David Keon, Senior Manager, Communications  
O: 416-359-7962, C: 416-729-5665, dkeon@nhl.com  
\* International credentials, Milestones

Trevor Bjergso, Manager, Communications  
O: 416-359-7965, C: 416-540-5306, tbjergso@nhl.com  
\* Social media inquiries, Central Scouting and Situation Room requests

Brendon Crossman, Manager, Communications  
O: 416-359-7903, C: 416-702-4645, bcrossman@nhl.com  
\* In-game communications

Jasmine Ghafour, Manager, Communications  
O: 416-359-7968, C: 647-808-4876, jghafour@nhl.com  
\* Corporate communications

Josh Bernstein, Coordinator, Communications  
O: 212-789-2609, jbpr@nhl.com  
\* Editorial content and research, Morning Skate

Nicole Buckley, Coordinator, Event Communications & Player Development  
O: 212-789-2066, nicbuckley@nhl.com  
\* Event credentials

Jeff Day, Coordinator, Event Communications & Player Development  
O: 212-789-2108, jday@nhl.com

Gina Morra, Assistant, Event Communications & Player Development  
O: 212-789-2690, gmorra@nhl.com

# NHL CRITICAL DATES

## September 2015

- 2-4 NHL/NHLPA Rookie Orientation Program (Leesburg, Va.)
- 7-9 NHL/NHLPA Player Media Tour (Toronto, Ont.)
- 9 NHL PR Directors Meeting (Toronto, Ont.)
- 9-10 NHL Broadcast Meetings (Toronto, Ont.)
- 12-14 NHL Officials Training Camp (Buffalo, N.Y.)
- 10 Rookie camps open
- 17 Training camps open
- 20 Preseason schedule begins
- 21 NHL Alumni Awards Gala Dinner – Honorees: Mark Messier, Gerry Sillers and Pete Tucker (Toronto, Ont.)
- 21 2015 Kraft Hockeyville™ Canada: San Jose Sharks vs. Vancouver Canucks (North Saanich, B.C.)
- 24 CCM/USA Hockey All-American Prospects Game (First Niagara Center, Buffalo, N.Y.)
- 29 2015 Kraft Hockeyville™ USA: Tampa Bay Lightning vs. Pittsburgh Penguins (Johnstown, Pa.)
- 29 NHL Board of Governors Meeting (New York, N.Y.)

## October 2015

- 6 Opening day playing rosters set (5:00 p.m. ET)
- 7 Opening night: 2015-16 NHL Regular Season begins
- 7 2015 Molson Canadian NHL Face-Off™
- 7 Blackhawks raise Stanley Cup banner: New York Rangers at Chicago Blackhawks
- 9 New York Islanders play first NHL game at Barclays Center vs. Chicago Blackhawks (Brooklyn, N.Y.)
- 19 – Nov. 13 Hockey Fights Cancer Awareness campaign

## November 2015

- 6 Hockey Hall of Fame Game: Detroit Red Wings at Toronto Maple Leafs (Air Canada Centre, Toronto, Ont.)
- 9 Hockey Hall of Fame induction ceremony (Toronto, Ont.)
- Inductees: Sergei Fedorov, Phil Housley, Nicklas Lidstrom, Chris Pronger, Angela Ruggiero (Player category); Bill Hay, Peter Karmanos Jr. (Builder category); Media honorees: Bob McKenzie, Nick Nickson.
- 10 NHL General Managers' Meeting (Toronto, Ont.)
- 26 NHL Founders Day (1917)
- 27 2015 Discover NHL Thanksgiving Showdown™: New York Rangers at Boston Bruins (1:00 p.m. ET)

## December 2015

- 1 Signing deadline for Group 2 free agents (5:00 p.m. ET)
- 7-8 NHL Board of Governors Meeting (Pebble Beach, Calif.)
- 17 U.S. Hockey Hall of Fame induction (Inductees: Ron DeGregorio, Chris Drury, Angela Ruggiero, Mathieu Schneider) & Celebration of Lester Patrick (Recipients: Bob Crocker, Jeremy Jacobs) (Boston, Mass.).
- 19-27 Holiday roster freeze in effect: For all players on an NHL active roster, injured reserve, or with non-roster and injured non-roster status as of midnight (local time) Dec. 19, a roster freeze shall apply through midnight (local time) Dec. 27, with respect to waivers, trades and loans, subject to the exceptions provided for in CBA Article 16.5 (d).
- 23-25 Holiday break (no scheduled practices – dressing rooms closed)
- 26 – Jan. 5 IIHF World Junior Championship (Helsinki, Finland)

## January 2016

- 1 2016 Bridgestone NHL Winter Classic®:  
Montreal Canadiens vs. Boston Bruins (Gillette Stadium, Foxborough, Mass.)
- 12 USHL/NHL Top Prospects Game (Omaha, Nebr.)
- Week of 18th NHL Central Scouting Mid-Season Rankings release
- 28 CHL/NHL Top Prospects Game (Pacific Coliseum, Vancouver, B.C.)
- 28 – Feb. 1 NHL All-Star Break (no games played)
- 28-31 No scheduled practices – dressing rooms closed
- 30 NHL All-Star Skills Competition™ (Bridgestone Arena, Nashville, Tenn.)
- 31 2016 NHL All-Star Game (Bridgestone Arena, Nashville, Tenn.)



# NHL CRITICAL DATES

31 – Feb. 1 AHL All-Star Classic (Syracuse, N.Y.)

## February 2016

- 1 Hockey is for Everyone Month begins
- 2 NHL Regular Season resumes
- 5-6 ECHL Hockey Heritage Weekend (host: Kalamazoo, Mich.)
- 6 16th Annual Scotiabank Hockey Day in Canada (host: Kamloops, B.C.)
- 21 2016 Coors Light NHL Stadium Series™: Chicago Blackhawks vs. Minnesota Wild (TCF Bank Stadium, Minneapolis, Min.)
- 19-21 9th Annual Hockey Weekend Across America presented by CCM (USA Hockey)
- 27 2016 Coors Light NHL Stadium Series™: Detroit Red Wings vs. Colorado Avalanche (Coors Field, Denver, Colo.)
- 29 Trade deadline (3:00 p.m. ET)

## March 2016

- 1 Deadline for each national association to announce at least 16 members of its 2016 World Cup of Hockey roster
- 14-16 NHL General Managers' Meeting (Boca Raton, Fla.)

## April 2016

- 7-9 NCAA Frozen Four (Amalie Arena, Tampa Bay, Fla.)
- 9 Last day of regular season (all teams in action)
- Week of 11th NHL Central Scouting Final Rankings release
- 13 Stanley Cup Playoffs begin
- 14-24 IIHF Under-18 World Championship (Grand Forks, N.D.)
- 29-May 15 IIHF World Championship (Moscow and St. Petersburg, Russia)
- TBA NHL Draft Lottery

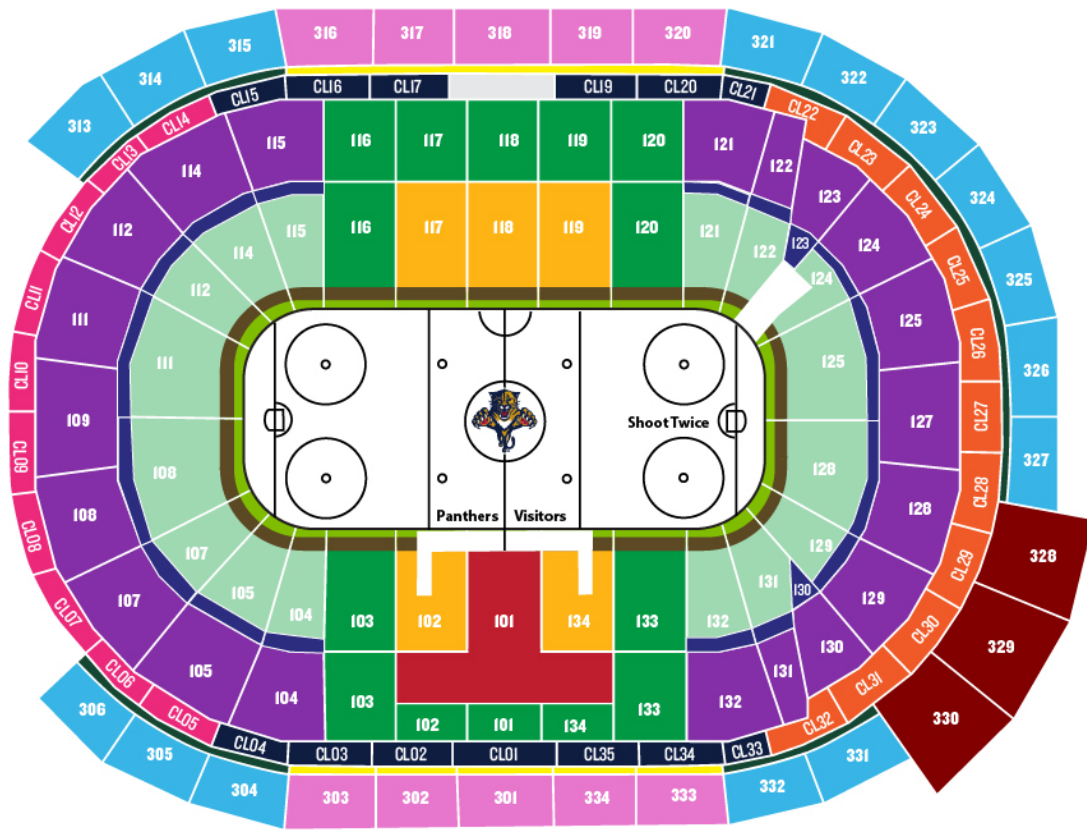
## May 2016

- 19-29 CHL Memorial Cup (Red Deer, Alta.)
- 29-June 4 NHL Scouting Combine (Buffalo, N.Y.)

## June 2016

- 1 Deadline for each national association to announce balance of its team's roster (20 skaters and three goalies total) for 2016 World Cup of Hockey
- 18 Last possible day for 2016 Stanley Cup Final
- TBA Deadline for first club-elected salary arbitration (later of June 15 or 48 hours after the conclusion of the Stanley Cup Final, 5:00 p.m. ET)
- TBA NHL Awards
- 24-25 NHL Draft (First Niagara Center, Buffalo, N.Y.)

# TICKET INFORMATION



Visit [www.FloridaPanthers.com/TicketCentral](http://www.FloridaPanthers.com/TicketCentral) for more information on ticket pricing

