

2015-16 PHILADELPHIA FLYERS

MEDIA GUIDE

PHILADELPHIAFLYERS.COM



TABLE OF CONTENTS

THE ORGANIZATION

Comcast-Spectacor.....	2-3
Ed Snider.....	4
David A. Scott.....	5
Fred Shabel.....	6
Phil Weinberg.....	7
Gary Rostick.....	8
Comcast-Spectacor Staff Directory.....	9
Spectra.....	10-14
Wells Fargo Center.....	15-20
Philadelphia Flyers Directory.....	21-22
Paul Holmgren.....	23
Ron Hextall.....	24
Dave Hakstol.....	25
Gord Murphy/Ian Laperriere.....	26
Joe Mullen/Kim Dillbaugh.....	27
Adam Patterson.....	28
Bob Clarke.....	29
Barry Hanrahan/Chris Pryor.....	30
Dave Brown.....	31
Athletic Trainers.....	32
Equipment Managers.....	33
Shawn Tilger.....	34
Flyers Senior Executive Staff.....	35-38
Flyers Personnel.....	39-46
Broadcasters.....	47-49

THE PLAYERS

2015-16 Philadelphia Flyers.....	50-126
In The System.....	127-145
2015 Draft Pick Profiles.....	146-148
Lehigh Valley Phantoms.....	149-150

2014-2015 STATISTICS AND RECORDS

Final NHL Standings & Statistics.....	151-153
Stanley Cup Playoff Results.....	154
NHL Award Winners.....	155
Flyers Regular Season Scoring.....	156
Game-By-Game Summaries.....	157-159
Season Series vs. NHL Teams.....	160-188

ALL-TIME STATISTICS AND RECORDS

Best/Worst Record By Game.....	189-190
All-Time Record vs. each NHL Team.....	191-192
Year-By-Year Record vs. Each NHL Team.....	193-213
Regular Season Records – Year By Year.....	214-215
Overtime Records – Year by Year.....	216
Attendance Records – Year by Year.....	217
Opening Game Records.....	218-219
All-Time Coaching Register.....	220
All-Time Single Season Highs, G/A/PTS.....	220
Year-By-Year Regular Season Team Leaders.....	221-222
All-Time Single-Season Rookie Scoring Leaders.....	222

All-Time Career Scoring Leaders.....	223-227
All-Time Career Goaltending Leaders.....	228
All-Time Reg. Season Leaders by Category.....	229
All-Time Regular Season Streaks.....	230
All-Time Regular Season Records.....	231-234
All-Time Penalty Shots.....	235-236
All-Time Hat Tricks.....	237-243
All-Time Shutouts.....	243-246
All-Time Overtime Decisions.....	247-249
All-Time Shootout Results.....	250-255
All-Time Draft History.....	256-258
All-Time Roster, Alphabetical.....	259-263
All-Time Roster, Numerical.....	264-267
Stanley Cup & “Streak” Teams.....	268
Coaches, Captains, General Managers.....	268
All-Time Trade Register.....	269-278
Flyers Honor Roll.....	279-282
Historic Moments.....	283-296
Kate Smith.....	296

PLAYOFF RECORDS

All-Time Series Record vs. Each NHL Team.....	298
All-Time Playoff Record.....	298
Playoff Series History vs. Each NHL Team.....	299-300
Team-By-Team Playoff History.....	300
Series-By-Series Playoff Results.....	301-306
All-Time Playoff Career Scoring Leaders.....	306-308
All-Time Playoff Goaltending Career Leaders.....	309
All-Time Playoff Leaders By Category.....	309
Individual Career Playoff Game-Winning Goals.....	310
All-Time Playoff Records.....	310-315
Seventh Game Results.....	315
Playoff Overtime Results.....	316
Playoff Hat Tricks.....	317
Playoff Penalty Shots & Shutouts.....	318

MISCELLANEOUS INFORMATION

Flyers In The Community.....	319-326
Sports Medicine Glossary.....	327-330
NHL Alignment.....	331
NHL Officials.....	332
NHL Critical Dates.....	333
Media Information.....	335-336

COMCAST
SPECTACOR



WELLS FARGO
CENTER



SPECTRA
BY COMCAST SPECTACOR

BRINGING OUR EXPERIENCE TO YOURS

COMCAST SPECTACOR, the ultimate hospitality firm in the live sports and entertainment industry, is a proven leader with expertise across a wide range of disciplines including professional sports, entertainment and event management that impacts millions of fans around the world. The company was founded on a pioneering vision to revolutionize our industry and that entrepreneurial spirit continues to breed unprecedented success to this day.

OUR BUSINESSES

PHILADELPHIA FLYERS

The Philadelphia Flyers are a championship National Hockey League franchise, with a legacy of commitment to victories, fans and the community. The Flyers support the Greater Philadelphia Region through organizations like Flyers Charities, the Flyers Skate Zone, a series of community ice-skating and hockey rinks, and a partnership with the Ed Snider Youth Hockey Foundation.


THE WELLS FARGO CENTER

The Wells Fargo Center is consistently a top 10 venue in the U.S. It hosts more than 400 events annually and seats more than 20,000 fans. It is also the home of the Philadelphia Flyers and the Philadelphia 76ers. As a centerpiece of innovation, the Wells Fargo Center also features an impressive range of digital advancements, including 350 Wi-Fi access points and 700 beacons using Cisco hardware and XFINITY WiFi to create faster-than-ever arena connectivity. The Wells Fargo Center also enjoys sponsorship and media advertising support from sister companies NBCUniversal and Comcast SportsNet.

SPECTRA

Spectra builds partnerships with clients across a diverse range of markets to help them amplify experiences. By integrating specialties across three divisions, Venue Management, Food Services & Hospitality and Ticketing & Fan Engagement, Spectra brings high-tech solutions, industry-leading expertise and discerning attention to detail to clients around the globe. We are proficient innovators and developers of industry best practices, which means end-to-end, customized approaches are the standard for every client engagement, no matter the size, making every experience for fans and visitors unforgettable.

ED SNIDER COMCAST-SPECTACOR CHAIRMAN



Ed Snider is an iconic entrepreneur and true visionary in the sports and entertainment industry.

His emergence as a leader in the Philadelphia sports market began in 1966 when he brought a National Hockey League franchise to the city as the founder of the Philadelphia Flyers. He became the driving force behind the construction of the Spectrum and assumed control of the building in 1971. In 1974, Snider created Spectacor as the management company to oversee the Flyers and Spectrum.

Over the next 20 years, Spectacor experienced unprecedented growth, earning national acclaim for its impact in the sports and entertainment business. Under Snider's guidance, Spectacor developed and acquired nearly a dozen related companies.

In 1996, Snider merged Spectacor with the Comcast Corporation to form Comcast Spectacor. The new venture initially consisted of the Philadelphia Flyers, Philadelphia 76ers, Wells Fargo Center, the Spectrum, and the Philadelphia

Phantoms. Comcast Spectacor then joined with the Philadelphia Phillies to form Comcast SportsNet, one of the highest-rated regional sports cable networks in the country.

Through Spectra, one of Comcast Spectacor's core businesses, the company provides Venue Management, Food Services & Hospitality, and Ticketing & Fan Engagement to more than 300 clients and 400 properties throughout the world.

Snider's success and business acumen have been widely recognized by his peers. He was elected to the Hockey Hall of Fame in 1988 and serves on the NHL's Executive Committee. He is a recipient of the Lester Patrick Award for outstanding service to hockey in the United States. He is a member of the U.S. Hockey Hall of Fame, the Pennsylvania Sports Hall of Fame, the Philadelphia Sports Hall of Fame, the Philadelphia and Washington Jewish Sports Hall of Fames, and the Flyers Hall of Fame.

One of Snider's proudest accomplishments is the creation of the Ed Snider Youth Hockey Foundation, which provides underserved children from urban neighborhoods in Philadelphia and Camden with the opportunity to learn to play ice hockey. The program features comprehensive educational services that are specifically designed to keep boys and girls on track for on-time graduation. Hockey is simply the hook that is used to gain and hold the attention of these youngsters so that greater life lessons can be imparted. All services, including equipment and travel, are delivered at no cost to city residents.

The Foundation partnered with the City of Philadelphia and the Commonwealth of Pennsylvania in 2010 to complete a \$14.5 million construction project, completely refurbishing the four public rinks for year-round use. This project included new classrooms, learning labs, and public meeting space, as well as upgrading these rinks to NHL standards.

Snider Hockey now funds and administers programming for over 3,000 youngsters at nine inner-city sites.

In 2005, he received the Greater Philadelphia Chamber of Commerce's William Penn Award, the most prestigious business honor in the region. He also was awarded the Ellis Island Medal of Honor awarded to Americans of all ethnic backgrounds who have made significant contributions to our society that same year.

Snider and the Snider Foundation donated \$5 million in 2014 to his alma mater, the University of Maryland, to create the Ed Snider Center for Enterprise and Markets.

The Philadelphia Business Journal named Ed Snider Philanthropist of the Year in April 2015, in recognition of the work of the Ed Snider Youth Hockey Foundation. He also received the Lifetime Achievement Award during the Global Sports Summit on August 3, 2015.

Snider received honorary degrees from Hahnemann University and Thomas Jefferson Hospital. He is also a Benefactor of the Sol C. Snider Entrepreneurial Center of the Wharton School of the University of Pennsylvania and Vice Chairman of the Simon Wiesenthal Center.


Snider's philanthropic generosity has benefitted numerous organizations and agencies throughout the Greater Philadelphia Region.

In May 1999, readers of the Philadelphia Daily News selected him as Philly's greatest mover and shaker of the millennium.

Snider and his wife, Lin, reside in suburban Philadelphia. His children are daughters Lindy, Tina, and Sarena and sons Craig, Jay, and Samuel, as well as 15 grandchildren.

DAVID A. SCOTT

PRESIDENT AND CHIEF EXECUTIVE OFFICER
COMCAST SPECTACOR



David A. Scott was named President and Chief Executive Officer of Comcast Spectacor on July 29, 2015. He joined Comcast Spectacor as President and Chief Operating Officer on December 2, 2013.

Scott's first priorities were to establish a OneComcast Spectacor culture with a unified "go-to-market" approach, and a renewed focus on operational excellence and client retention. In June 2015, Scott launched a rebranding of the company's three divisions that are engaged in live event management – Global Spectrum venue management, Ovations Food Services and Paciolan ticketing. These three divisions operate now as Spectra, a singular new brand, raising the bar on live event experiences and always putting the customer first.

Prior to joining Comcast Spectacor, Scott spent 20 years with Comcast Cable, most recently as Executive Vice President of Finance and Administration. Scott also served as President of Comcast's former Southern and Midwest Divisions which operate today as the Central Division based in Atlanta.

Scott had extensive roles in cable television and newspaper publishing before joining Comcast.

Scott holds a BBA from Cleveland State University and currently serves on the Board of the Ed Snider Youth Hockey Foundation and Flyers Charities. He is an Alternate Governor of the National Hockey League.

Scott is married with five children.

FRED SHABEL VICE CHAIRMAN OF COMCAST-SPECTACOR



Fred A. Shabel is Vice Chairman of Comcast Spectacor. He has been with the company (and its predecessor Spectacor) for 35 years. During that time, Shabel has guided the company's transition from being a local sports team in one arena to being a moving force in the Philadelphia community.

Shabel is an active participant in numerous community organizations. He currently serves on the following Boards: Greater Philadelphia Chamber of Commerce; Ed Snider Youth Hockey Foundation; Honorary Board of Directors of Police Athletic League; and Chairman Emeritus of Visit Philadelphia; as well as the Advisory Board of Legacy Youth Tennis and Education (formally Arthur Ashe Youth Tennis and Education). Previously he served as Chairman of the Greater Philadelphia Tourism Marketing Corporation (now called Visit Philadelphia), and served on

the Boards of the Philadelphia Convention and Visitors Bureau, Arthritis Foundation, the Philadelphia Sports Congress, the Philadelphia Geriatric Center, the Central Philadelphia Development Corporation and Executive Committee of the Independence Visitor Center Corporation, the Franklin Institute, the Moore College of Art, and Friends of Rittenhouse Square, One to One Mentoring, Center City District, the Philadelphia Museum of Art Corporate Partners, the Institute for Cancer and Blood Diseases and the Philadelphia Police Foundation. He also served as a member of the Court of Judicial Discipline of the Commonwealth of Pennsylvania.

Prior to joining Spectacor in 1980, he was Vice President for Operations at the University of Pennsylvania from 1975 to 1980. He was Penn's Athletic Director from 1967 to 1975. In that time, his teams won 28 Ivy League titles and achieved numerous national rankings. In 1972-73, Intercollegiate Athletics at Penn accomplished a benchmark season, topping all previous victory records during the school's 26 years in the Ivy League.

During his tenure at the University of Pennsylvania, Shabel served as Chairman of the Ivy League Athletic Directors and the Eastern Collegiate Television Committee, and was director of the Penn Relays.

Shabel graduated from Duke University where he played on the men's basketball team. After serving in the Air Force, he became an assistant basketball coach at Duke under Vic Bubas from 1957 to 1963. He moved on to become head basketball coach at the University of Connecticut and was honored as New England Coach of the Year in 1964.

Shabel has been the recipient of many awards including the Duke Alumni Award, the Penn Varsity Club Award, the University of Pennsylvania Hunter Lott Award, the Anti-Defamation League Torch of Liberty Award and Girl Scout of Southeastern Pennsylvania "Take the Lead" Champion Award.

Fred and his wife Irene reside in Center City Philadelphia. He has two grown children; a son Alan, and a daughter Lisa; a granddaughter Gemma, and a grandson, Samuel.

PHIL WEINBERG

EXECUTIVE VICE PRESIDENT/
GENERAL COUNSEL



Phil Weinberg, a 25-year Comcast-Spectacor employee, has been the company's Executive Vice President and General Counsel since the partnership was created in 1996. His responsibilities also include government and regulatory affairs, public relations and external communications, and community investment. He initially joined Spectacor as Vice President/General Counsel in December of 1990.

Weinberg serves as an Alternate Governor of the Flyers to the National Hockey League. He participated in structuring the construction and permanent financing for the Wells Fargo Center (1994), the merger between Comcast and Spectacor (1996), the acquisitions of Global Spectrum, Ovations Food Services, and Paciolan, Inc., and the sale of the Philadelphia 76ers (2010). From 2008 through 2012, when Comcast completed its acquisition of NBC, Weinberg also worked with Comcast's

Regional Sports Network group as its Executive Vice President for Legal and Business Affairs.

Weinberg received a BA in Political Science from Hamilton College in Clinton, New York, in 1977 and his law degree from Boston University in 1983. Between 1977 and 1980, he served as an assistant to the Commissioner of the New York City Department of Environmental Protection. Prior to joining Spectacor, he was in the private practice of law for seven years, primarily with the litigation firm of Sprague and Sprague in Philadelphia.

He also serves on the Board of Directors of the Ed Snider Youth Hockey Foundation, the Comcast Spectacor Foundation, Philadelphia Futures and Big Brothers/Big Sisters of Southeastern Pennsylvania.

Phil and his wife, Terry, reside in Jenkintown, PA. They have two children – daughter Sydney and son Zachary.

GARY ROSTICK

CHIEF FINANCIAL OFFICER,
COMCAST-SPECTACOR



Gary serves as Chief Financial Officer for Comcast Spectacor. He previously served as Senior Vice President, Finance & Business Operations for Comcast Business Services. Gary has financial responsibility for all products and services within Comcast Spectacor and works to evaluate opportunities, strategies, and manage the company's operating budgets and growth.

Gary joined Comcast in 1997 and has held numerous finance roles within the organization. He has been instrumental in implementing the launch of several startup businesses within a rapidly growing business unit, substantially impacting its success.

Gary earned a BS in Accounting from Villanova University and is a Certified Public Accountant.

Gary has three daughters and resides in East Norriton, PA.

COMCAST-SPECTACOR STAFF DIRECTORY

OFFICE OF THE CHAIR

Chairman	Ed Snider
Vice Chairman	Fred Shabel
President & Chief Executive Officer	Dave Scott
President, Philadelphia Flyers	Paul Holmgren
President, Wells Fargo Complex	John Page
Executive Vice President, General Counsel	Phil Weinberg
Chief Financial Officer	Gary Rostick
Emeritus	Sandy Lipstein

FINANCE

Vice President/Corporate Controller	Blair Krebs
VP of Procurement	Darleen Ghirardi
VP of Finance	Jim Pekala
Director of Finance	Joe Marsh
Director of Accounting & Reporting	Zaahira Lynard
Controller	Christy Hoos
Staff Accountant	Kathy Wegfahrt
Director of Financial Analysis	David Leibowitz
Financial Analyst	Brian Palmer

HUMAN RESOURCES

Senior VP, Human Resources	Alice Fei
Director, Human Resources	Lauren McNally
Director, Human Resources	Karen Caiola
Director of Benefits	Pat Bock
Director, Employee Communications	Nora Gary
Manager, Employee Engagement	Lauren Pawlowski
HR Business Partner	Donald Mantell
Talent Acquisition Manager	Pete Powell
Project Specialist	Kelsey Rowley

LEGAL

Vice President, Risk Management	Low Bostic
Sr. VP/General Counsel, Spectra	Brian Rothenberg
Vice President and Deputy General Counsel	Betsy Brubaker-McGill
Vice President and Deputy General Counsel	Rob Auritt
Office Manager	Judy Pizzica

PUBLIC RELATIONS

Vice President, Public Relations	Ike Richman
Director, Public Relations	Rebecca Goodman

STRATEGIC AND ORGANIZATIONAL GROWTH

Sr. Vice President, Strategic Growth Initiatives	Dan Gallagher
Director of Organizational Development & Chief Compliance Officer	Linsey Levine



BEHIND THE SCENES WE'RE LEADING THE INDUSTRY

We are Spectra, the experts in hosting and entertainment, providing our clients with solutions and services that amplify the customer experience. We pride ourselves on our superior service and client-focused approach, as we bring innovative solutions to events across a range of sports facilities, convention centers, performing arts centers, state fairs, and much more.

EVERY LITTLE THING IS OUR BIGGEST

We are focused on the details behind every event, so you can focus on how they all come together. We transform events into experiences through strong relationships, quality standards, and creative entrepreneurship, in all areas of entertainment. By integrating our expansive scope of services, we provide clients with the best possible resources to generate revenue and drive the bottom line, while they provide their guests with the most memorable events.



SPECTRA
— BY COMCAST SPECTACOR

VENUE MANAGEMENT

Our attention to detail is integral in creating amazing experiences across a wide array of popular sports and entertainment, trade shows, performing arts and other special events. We are proficient in adaptation and innovation, so we bring creative solutions to every venue we manage, no matter the size, making every experience perfect.

FOOD SERVICES AND HOSPITALITY

Our commitment to providing the most innovative and profitable food services and hospitality solutions sets our culture apart. We know that an exciting, memorable experience is what drives repeat business. Our cutting-edge Everything's Fresh™ philosophy forms the foundation of who we are and sets the standard in the industry. Across sports arenas, stadiums, casinos, convention centers, cultural attractions, fairgrounds, and other specialty venues, we go beyond the menu by providing a full range of services to maximize the customer experience and help drive our client's success.

TICKETING & FAN ENGAGEMENT

As a leader in ticketing, fundraising, marketing, analytics, and technology solutions we have 35 years of experience powering more than 500 live entertainment organizations that sell over 120 million tickets per year. By using our industry-leading solutions we not only bring your venue to life by filling it with fans, we also help you to engage your fans and keep them coming back again and again.



**VENUE
MANAGEMENT**



**FOOD SERVICES
& HOSPITALITY**



**TICKETING &
FAN ENGAGEMENT**

GLEN BRANDEBURG PRESIDENT & COO SPECTRA VENUE MANAGEMENT & SPECTRA FOOD SERVICES & HOSPITALITY



Glen Brandeburg was named President and Chief Operating Officer, Spectra Venue Management and Food Services & Hospitality on August 17, 2015. He joined Comcast Spectacor after 15 years with Wendy's, where he was Senior Vice President of Operations, Innovation, and Business Strategy. Brandeburg reports directly to Comcast Spectacor President and Chief Executive Officer Dave Scott and, in addition, reports to Ken Young with respect to Food Services & Hospitality.

During his 15-year career at Wendy's, Brandeburg also served as Vice President of Operations Integration, Innovation and Training; Region Project Director; and Director of Area Operations. He also spent eight years with Yum! Brands and Pizza Hut, including four as Director of Operations. He received his Bachelor of Science degree in Mechanical Engineering from New York Institute of Technology-Old Westbury.

Brandeburg was a QSCC (Wendy's Supply Chain Co-op) board member, served as the lead company liaison with FAC (Franchise Advisory Council), and was a PAC (Political Action Committee) board member. He also served as Director of the Columbus Ice Hockey Club, which supports the NHL diversity program and has led the formation a national bound Tier One hockey program for girls in the Columbus area. He is also an active supporter of the Dave Thomas Foundation for Adoption.

Brandeburg, his wife, Christine and their three children reside in suburban Philadelphia.

DAVE BUTLER

CHIEF EXECUTIVE OFFICER, SPECTRA
TICKETING & FAN ENGAGEMENT



Dave Butler oversees strategic direction and vision for the company, including client satisfaction, retention and product direction of all products, services and solutions.

Butler has helped grow the company's market footprint to more than 500 live entertainment organizations, including 125 college athletics institutions, that sell more than 120 million tickets annually.

Prior to his current role, Butler was President of North American operations at Ticketmaster Entertainment, Inc. Butler also served as President, Mid-Market Division at Sage and Regional Director, Southern California at MAI Basic Four.

Butler received a bachelor's degree in Finance from California State University, Fullerton.

KEN YOUNG

PRESIDENT, SPECTRA
FOOD SERVICES & HOSPITALITY



Even after four decades in the industry, Ken Young's drive to please customers and deliver world-class products and services is unabated.

Ken's professional journey began in his hometown of Philadelphia where he initially worked as a vendor at the University of Pennsylvania's Palestra and Franklin Field. In 1972, after finishing his degree in Food Service and Housing Administration at Penn State, Ken acquired his first managerial position at the Providence Civic Center and has never looked back since.

Though his pre-Spectra career saw him directing food and beverage services at preeminent sporting events such as the Olympics, the Super Bowl, the World Series, and major political conventions, Ken always knew he wanted to actualize his vision of exemplary food service and management. In 1997, Ken did just that, when he and Todd Wickner began

a food and beverage company, which has grown into one of the most successful in the industry.

Ken's passion for food, sports, and business has garnered him numerous awards, including the 2008 National Association of Concessionaire's Mickey Warner Award for his innovation and leadership in the food service industry, Venues Today 2007 Hall of Headline Awards in Concessions and 2006 Hall of Headline Awards in Bookings. In 2002, Ken's alma mater Penn State honored him with the Penn State Alumni Fellow Award, awarded to Penn State alumni who are deemed outstanding in their chosen field.

SPECTRA STAFF DIRECTORY

SPECTRA VENUE MANAGEMENT

Glen Brandeburg.....	President & COO Spectra Venue Management & Spectra Food Services & Hospitality
Todd M. Glickman.....	Senior Vice President, Business Development and Client Relations
Frank E. Russo, Jr.	Senior Vice President, Business Development and Client Relations
Michael B. Sheehey.....	Executive Vice President, Digital Services
Peter Zingoni.....	Director, Business Development and Client Relations
Hank Abate.....	Senior Vice President, Arenas and Stadiums
Brock Jones.....	Vice President, Spectra Presents
Bob Schwartz.....	Vice President, Marketing
Jacquelyn Holowaty.....	Vice President, Ticketing
Ike Richman.....	Vice President, Public Relations
Michael Ahearn.....	Vice President, Operations
Kenneth Wajda, CPA, CGMA.....	Vice President, Finance
David Leibowitz.....	Director, Financial Analysis and Planning

SPECTRA FOOD SERVICES & HOSPITALITY

Ken Young.....	President & Founder
Todd Wickner.....	Founder
Charlie Neary.....	Executive Vice President
Doug Drewes.....	Executive Vice President
Mark Healey.....	Senior Vice President
John LaChance.....	Senior Vice President
Jay Satenspiel.....	Regional Vice President
Karen Wittig.....	Regional Vice President
Mike Frost.....	Regional Vice President
Thomas Anastasia.....	Regional Vice President
Pam Plageman.....	Regional Vice President
Tony Hendryx.....	Regional Vice President
Mark Stone.....	Regional Vice President
Linda Recke.....	Regional Vice President
Charles Lawrence.....	Senior Vice President of Business Development
Nick Nicora.....	Vice President of Business Development, Western Region
Kraig Pomrenke.....	Director of Business Development
Bob St. Lawrence.....	Eastern Regional Executive Chef
Mike Pulscak.....	Western Regional Executive Chef
Adrienne Hanson.....	Chief Financial Officer
David Specht.....	Vice President of Human Resources
Kristen Thompson.....	Director of Marketing
Rachael Cagle.....	Controller
Kareen Muros.....	Executive Director of Employee & Labor Relations

SPECTRA TICKETING & FAN ENGAGEMENT

Dave Butler.....	President and Chief Executive Officer
Jane Kleinberger.....	Founder
Dima Volovik.....	Chief Technology Officer
Steve Shaw.....	Chief Financial Officer
Kim Damron.....	Senior Vice President of Operations
Steve Demots.....	Senior Vice President of Sales
Craig Ricks.....	Vice President of Marketing
Erik Janis.....	Vice President of Technology Services
Linda Reimer.....	Vice President of Customer Service
Steve Geib.....	Vice President of Professional Services
Mark DiMaurizio.....	Senior Vice President, Fan One Marketing Services
Charles Woodard.....	Vice President of Arts

WELLS FARGO CENTER



WELLS FARGO CENTER

JOHN PAGE PRESIDENT, WELLS FARGO COMPLEX



John Page was named President of the Wells Fargo Complex on July 29, 2015. He oversees all aspects of the Wells Fargo Center and the surrounding Wells Fargo Complex. Page also serves on Spectra's Executive Committee.

He had been President of Spectra Venue Management (previously Global Spectrum), since February 5, 2014. He also served as Chief Operating Officer of Global Spectrum since October 2004.

With emphasis on the Wells Fargo Center and Complex, Page works closely with both the surrounding community and the national sports and entertainment industry. He also oversees Comcast Spectacor's partnership interest at Xfinity Live!, as well as the company's four Flyers Skate Zone locations. He also has operational oversight responsibility for "Spectra Presents", the company's concert and touring business, and the

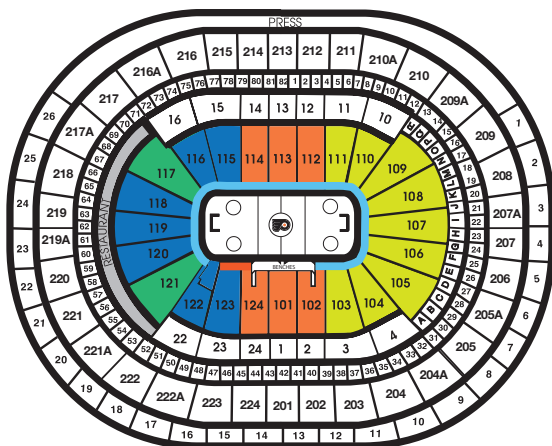
company's venue management investments outside of North America.

Page joined the company in 1991 as an event coordinator at the Los Angeles Coliseum and Sports Arena, relocating to Philadelphia in 1993 to become Event Manager at the Spectrum. He was named vice president of event production in 1997 for Comcast Spectacor, becoming Senior Vice President in 1999. As Chief Operating Officer of Global Spectrum (now Spectra Venue Management), Page oversaw a rapid expansion of the company's footprint as it grew from 40 facilities in 2004 to more than 135 today. During his tenure, the company hosted two Super Bowls, two BCS Championship games, the NAACP Convention, the NBA Finals, the Stanley Cup Final, the World Series, numerous NCAA events, All-Star Games and the Republican National Convention in 2000.

In 2016, the Wells Fargo Center will host the Democratic National Convention, the NCAA Men's East Regionals, and celebrate its 20th anniversary.

Page received his Bachelor of Science degree in Public Administration from the University of Southern California in 1988 and a Masters of Science from USC in 1990. He and his wife, Kellie, and their three children reside in West Chester, PA.

WELLS FARGO CENTER



WELLS FARGO CENTER QUICK FACTS

Wells Fargo Center Ownership:
ComcastSpectacor

Management Company:
Spectra

Web: wellsfgarcenphilly.com
Twitter.com/WellsFargoCenter
Facebook.com/WellsFargoCtr

Ticketing: ComcastTIX.com

Opening Date: August 31, 1996

First Flyers Game at Wells Fargo Center: Flyers vs. Florida (10/5/96)

Capacity (Hockey): 19,543

Premium Seating: 126 suites and 14 club boxes

Concession Stands: 30

Parking: Accommodations for 6,100 vehicles

Amenities: The Cadillac Grille, Cure Insurance Club, P.J. Whelihan's, The Lexus Club, and Cigar Bar

Scoreboard: Wells Fargo Center boasts a spectacular, high-tech, center-hung scoreboard. The state-of-the-art technology brings light emitting diode (LED) signage system to create incredible visual displays for all sporting events and attractions.

ComcastSpectacor hired ANC to design, construct, and install the structure which features 12 LED video displays between two circular LED ribbons. In all, the scoreboard delivers over 3,200 square feet of active LED signage.

Major events:

- AHL All-Star Classic (1999)
- Democratic National Convention (2016)
- NBA All-Star Weekend (2002)
- NBA Finals (2001)
- NCAA Frozen Four (2014)
- NCAA Men's Basketball First & Second Rounds (2006, 2009, 2013)
- NCAA Men's Basketball East Regionals (2001, 2016)
- NCAA Women's Basketball Final Four (2000)
- NCAA Wrestling Championships (2011)
- NHL Draft (2014)
- Olympic Trials for Gymnastics (2008)
- Republican National Convention (2000)
- Stanley Cup Final (1997, 2010)
- U.S. Figure Skating Championships (1998)
- World Cup of Hockey (1996)
- X Games (2001, 2002)

PROJECT FACTS

Cost
\$210 million

Groundbreaking
Sept. 14, 1994

Architects
Ellerbe Becket

Builders
L.F. Driscoll

Project Managers
Fox Management Company

Details
1,400 workers, 7,000 tons of steel, 19,000 cubic yards of concrete, 32,500 square feet of glass, 62,000 lineal feet of driven piles, 76,000 tiles, 400,000 square feet of dry wall.

Naming Rights

- CoreStates Center, Sept. 14, 1994 to Sept. 1, 1998
- First Union Center, Sept. 1, 1998 to July 28, 2003
- Wachovia Center, July 28, 2003 to July 26, 2010
- Wells Fargo Center, July 27, 2010 to present

WELLS FARGO CENTER

DIRECTIONS TO WELLS FARGO CENTER

From New Jersey via the Walt Whitman Bridge: Follow the signs for Broad Street. At the end of the Broad Street ramp, turn left and follow the signs to the Sports Complex. The Wells Fargo Center will be on your left.

From Interstate 76/Schuylkill Expressway: Traveling east, follow the signs for South Jersey, Walt Whitman Bridge and Sports Complex. Continue east to exit 45, Broad Street, Sports Complex. At the bottom of the exit ramp, make a right onto Broad Street. The Wells Fargo Center will be on your left.

From Interstate 476/Blue Route: Take I-476 South to the end. Follow signs for I-95 North, Philadelphia. Take I-95 North to Broad Street exit. The Wells Fargo Center will be on your right.

From Interstate 95: From I-95 northbound or southbound, take the Broad Street exit. The Wells Fargo Center will be on your right.

From Northern New Jersey via NJ Turnpike: Take the NJ Turnpike to exit 3. Take Rt. 168 North and follow signs for Walt Whitman Bridge. After crossing bridge and paying toll, stay on I-76 and follow the signs for Broad Street. At the end of the Broad Street ramp, turn left and follow the signs to the Sports Complex. The Wells Fargo Center will be on your left.

By Air: Arrive at Philadelphia International Airport and take a taxi to the Wells Fargo Center. The ride takes about 10 minutes and should cost approximately \$20.

By Train: Arrive in Philadelphia at 30th Street Station. A taxi on either side of the concourse will bring you to the Wells Fargo Center. The ride takes about 15 minutes and should cost approximately \$20.

By Mass Transit: The Wells Fargo Center is accessible via SEPTA. Take the Broad Street Subway (Orange line) to the AT&T Station (Pattison Ave). Round-trip SEPTA tokens can be purchased for \$3.10. A single-day pass costs \$7.



WELLS FARGO CENTER

AMENITIES

THE CADILLAC GRILLE

Taste the excitement in the Cadillac Grille! The Cadillac Grille is the ultimate experience in entertainment and dining at the Wells Fargo Complex. A members-only club, the Cadillac Grille serves an upscale steakhouse menu featuring top choices in steaks, seafood and other delectable dishes. The Grille features premium spirits, craft cocktails, and local beer. The Cadillac Grille features continuous seating, enabling guests to make reservations and be seated before, during, and after the game with no break in dining. If you're not a member, sign up today and receive great incentives like concert ticket presale opportunities, wine and liquor tasting events with the Flyers alumni, and much more. See how affordable a Cadillac Grille Membership can be by calling 215-389-9545.

CURE INSURANCE CLUB

The Cure Insurance Club, located on the 11th Street side of the Wells Fargo Center, features Chickie's & Pete's, Campo's cheesesteaks, and The Bud Light Zone, the world's largest arena bar with 28 large, 45" High Definition LCD Screens. The Cure Insurance Club opens two hours prior to every Wells Fargo Center event and remains open after each event.

P.J. WHELIHAN'S

With ice cold beer on tap and delicious hand-carved roast beef sandwiches, P.J. Whelihan's, located on the south end of the Wells Fargo Center, is the perfect place for fans to gather before, during, or after an event.

THE LEXUS CLUB

The Lexus Club, a luxurious, high-tech 5,000-square-foot club located on the event level of the Wells Fargo Center, provides a fun and unique atmosphere with over a dozen high definition televisions so no game play is missed. The plush, state-of-the-art club offers a full-service granite bar serving fine liquor and wine selections, domestic, imported and local craft beers. During Sixers games, the club features a Bistro counter and ala carte seated dining as well as a rotating buffet with seasonal food stations. Guests will have a great view of the players entering the court from just outside the club! The Lexus Club is open before and after the game. During Flyers games an all-inclusive buffet features fan favorites including pizza and a build your own chicken cheesesteak station and is available at the opening of doors and continues to the start of the 3rd period.

CIGAR BAR

The Cigar Bar is featured on the club level and features state-of-the-art technology for enjoying sports and horse racing action. The Cigar Bar will be open two hours prior to, during, and at least one hour after each game. The bar features high end vodkas, bourbons, scotches, ryes and a variety of cigars for purchase. If you're not a member, sign up today and receive your own personal humidor. See how affordable a Cigar Bar Membership can be by calling 215-389-9545. Come early and stay late in the Cigar Bar!



CADILLAC GRILLE

CURE CLUB

LEXUS CLUB

CIGAR BAR

WELLS FARGO CENTER STAFF DIRECTORY

GROUP SALES

Director.....	Tom McDonnell
Coordinator.....	Caly Wendel
Sports Account Executives.....	Joe Rossi, Tom McCarthy
Family Show Account Executive.....	Gabriele Bendistis

PREMIUM SEATING

Director of Premium Seating.....	Hadley Rossitter
Sr. Premium Sales Executive.....	Jimmy Dunk
Sr. Premium Sales Executive.....	James Nelson
Premium Sales Executive.....	Tony Sukanick
Premium Sales Executive.....	Owen Mullin
Premium Sales Executive.....	Robert Mansis
Premium Sales Executive.....	Tim Gobs
Marketing Coordinator.....	Megan Wiseman

PREMIUM SERVICES DEPARTMENT

Senior Director, Premium Services.....	Graig Selgrath
Premium Membership Manager, Cadillac Grille.....	Eric Stiles
Manager, Premium Services.....	Chad Cavanaugh
Membership Sales Executive, Cadillac Grille.....	John O'Connor
Premium Service Representative.....	Heather Fiorito

ADVERTISING SALES DEPARTMENT

Vice President of Sales.....	Bo Koelle
New Business Development Manager.....	Mike Garrity
National Sales Manager.....	John Braun
Local Sales Manager.....	Andrew Humphreys
Senior Account Executive.....	Joe Watson
Senior Account Executive.....	Michael O'Connor
Senior Account Executive.....	Rich Rodowicz
Senior Account Executive.....	Bryan Collins
Account Executive.....	Patrick Furlong
Account Executive.....	Joe Heyer
Account Executive.....	Rachael Matreale
Account Executive.....	Carolina Pugh
Account Executive.....	Matt Sillman
Account Executive.....	Sheri Wade
Digital Account Executive.....	Amanda McDonald
Manager, On-Air Media.....	Shannan Archer-Baumann
Sponsorship Manager.....	John Fierko
Client Services Manager.....	Laura Gehring
Client Services Manager.....	Bridget Gannon
Client Services Manager.....	Amanda Clark
Manager, Revenue Assurance.....	Michael Gerst
Office Manager.....	Stephanie McCaffrey

MARKETING/PUBLIC RELATIONS

Vice President, Marketing.....	Bob Schwartz
Director of Marketing.....	Melissa Schaaf
Director of Public Relations.....	Rebecca Goodman
Marketing Manager.....	Bryan McIntyre
Assistant Marketing Manager.....	Elena Walsh
Assistant Marketing Manager.....	Chelsey Scalese

3601 CREATIVE GROUP

Vice President.....	Peggy Moroz
Director, Video & Event Production.....	Matt Coppola
Art Director.....	Joe Lopchinsky
Engineering Manager.....	Chris Corey
Engineers.....	Glenn Dever, Jon Greco
Flyers Producer.....	Artie Halstead
Producers.....	Andrew Respler, Perry Rubin
Producer/Electronic Media Coordinator.....	Emily Serbinuk
Senior Editor.....	Chris Shay
Editor.....	Dan Wilde
Videographer.....	Mike Villare
Motion Graphics Designers.....	Mike Cahill Greg Pepper, Dave Ehling
Traffic Manager.....	Shannon Wall
Graphic Designers.....	Mark Brong Courtland Winslow, John Collins
Office Manager.....	Donna Schroeder

SECURITY & SERVICES DEPARTMENT

Vice President.....	Mike Hasson
Senior Event Manager.....	Tom McFlynn
Building Security Manager.....	Tim Fitzgerald
Event Security Manager.....	Chris Wegfahrt
Concierge Services Manager.....	Tim Korwin
Parking Manager.....	Paul Garofalo
Assistant Parking Manager.....	Jerry White
Manager, Event Security & Parking.....	Antonio Sciuilli

INFORMATION TECHNOLOGY

IT Director.....	Meredith Smith
IT Manager, WFC Events.....	Kerry Chester
IT Manager, Infrastructure.....	Steve Cruz

FANONE MARKETING

Senior Vice President.....	Mark DiMaurizio
Director, CRM and Technology.....	Dennis Nelson
Director, Business Analysis.....	Jill Jablonski
Manager, CRM and Technology.....	Chris Kosmala
Senior Digital Marketing Specialist.....	Kyle Murphy

OPERATIONS

Vice President.....	Michael Ahearn
Senior Director.....	Phil Laws
Director.....	Josh Ingle
Director, Projects.....	JP Loggia
Operations Manager.....	Dan Sullivan
General Foreman.....	Tim Allen

EVENT PRODUCTION

Director.....	Mike Sulkes
Event Manager.....	Ben Schlegel
Event Manager.....	Bianca Maldonado
Event Manager.....	Jason Blythe

2015-16 PHILADELPHIA FLYERS DIRECTORY

WELLS FARGO CENTER | 3601 South Broad Street | Philadelphia, PA 19148

Phone 215-465-4500 | PR FAX 215-389-9582

www.philadelphiaflyers.com

EXECUTIVE MANAGEMENT

Chairman	Ed Snider
President and COO, Comcast-Spectacor	Dave Scott
President, Philadelphia Flyers	Paul Holmgren
General Manager	Ron Hextall
Senior Vice President	Bob Clarke
Governor	Ed Snider
Alternate Governors	Paul Holmgren, Shawn Tilger, Dave Scott, Phil Weinberg
COO, Business Operations	Shawn Tilger
Executive Assistants	Sharon Allison, Cheri Arnao, Ann Marie Nasuti

HOCKEY CLUB PERSONNEL

Assistant General Manager.....	Barry Hanrahan
Head Coach.....	Dave Hakstol
Assistant Coaches.....	Gord Murphy, Joe Mullen, Ian Laperriere
Goaltending Coach.....	Kim Dillabaugh
Video Coach.....	Adam Patterson
Director of Scouting.....	Chris Pryor
Head Pro Scout.....	Dave Brown
Pro Scouts.....	John Chapman, Ross Fitzpatrick, Al Hill, Ilkka Sinisalo College Scouts.....
	Wade Clarke
Amateur Scouts.....	Mark Greig, Joakim Grundberg, Todd Hearty, Ken Hoodikoff, Jack McIlhargey, Simon Nolet, Dennis Patterson, Rick Pracey, Nick Pryor, Vaclav Slansky
Scouting Consultant.....	Bill Barber
Player Development Coaches.....	Kjell Samuelsson, John Riley
Goaltending Development Coach.....	Brady Robinson
Director of Team Services.....	Bryan Hardenbergh
Manager of Hockey Analytics.....	Ian Anderson
Executive Assistant.....	Kelly Flanagan
Administrative Assistant.....	Jody Clarke

MEDICAL/TRAINING STAFF

Director of Medical Services	Jim McCrossin
Assistant Athletic Trainer	Sal Raffa
Massage Therapist	Jack Kelly
Team Physicians	Peter DeLuca, M.D.; Gary Dorshimer, M.D.; Guy Lanzi, D.M.D.; Frank Brady, D.C.
Head Equipment Manager	Derek Settlemyre
Equipment Managers	Harry Bricker, Anthony Oratorio
Assistant Equipment Trainer	Mike Craytor

BUSINESS DEVELOPMENT DEPARTMENT

Vice President, Business Development	Rob Johnson
Digital Media Manager	Samantha Wood
Corporate Partnerships Manager	Steve Coskey
Digital Media Specialist	Christine Mina

COMMUNICATIONS DEPARTMENT

Senior Director, Communications	Zack Hill
Director, Public Relations	Joe Sivilie
Manager, Broadcasting & Media Services	Brian Smith

CUSTOMER SERVICE DEPARTMENT

Vice President, Revenue Support	Cindy Stutman
Senior Manager, Customer Service	Courtney Sams
Customer Service Account Managers	Vincent Galasso, Niles McFate, Chris McLendon, Michelle Siporin
Client Communications Manager	Shannon Bowes
Client Communications Coordinator	Amanda Perkins
Season Ticket Holder Programs/Services Coordinator	Sian Torp

FINANCE DEPARTMENT

Chief Financial Officer	Angelo Cardone
Controller	Judy Zdunkiewicz
Manager of Internal Reporting	Tom Griendling
Senior Accountants	Ryan Gilles, Chris Boyer
Staff Accountants	Eric Wojciechowski, Candy McKnight
Payroll Accountant	Renee Eiler
Accounting Clerk	Michele Dominic

MARKETING DEPARTMENT

Senior Director, Marketing	Joe Heller
Senior Manager, Community Relations	Jason Tempesta
Manager, Youth & Amateur Hockey	Rob Baer
Manager, Marketing	Hung Tran
Ambassadors of Hockey	Bob Kelly, Bernie Parent
Fan Relations Assistant	Jerry Callahan

GAME PRESENTATION DEPARTMENT

Senior Director, Game Presentation	Anthony Gioia
Manager, Game Presentation	Corinne Yamada
Producer/Director	Artie Halstead
Graphics Designer / Video Editor	Mike Cahill / Chris Shay
Public Address Announcer / Anthem Singer	Lou Nolan/ Lauren Hart

2015-16 PHILADELPHIA FLYERS DIRECTORY

TICKET SALES DEPARTMENT

Vice President, Sales.....	Bryan Anton
Director, Ticket Sales.....	Ilkka Kortessuoma
Direct Marketing Manager.....	Justine Pletnick
Ticket Sales Coordinator.....	Melissa Paluch
Sales Manager.....	Dan Ryan
Client Development Manager.....	James Darlington
Account Executives.....	Josh Wentz, Nick Marchesiello, Ryan Pirrone, Charlie Wanner
Group Sales Account Executives.....	Steve Luongo, Asher Halbert
Client Development Executives.....	Fran Walmsley, Vicki Rees-Jones, Brendan Fuller, Rick Halverson, Charles O'Donnell, Dave Tierno
Sales Associates.....	Matt Trichon, Gino Catena, Matt Lantieri, Cameron Lucas, John Kramer, Mike Miller, Will Spellman, Derek DeNote, Trevor Walz

TICKETING DEPARTMENT

Vice President, Ticket Operations.....	Cecilia Baker
Director, Ticketing.....	Dan McGinnes
Ticket Office Manager.....	Linda Fleischer
Asst. Ticket Office Manager.....	Michael Snyder
Ticket Operations Coordinator.....	Brian Hawkins

COMCAST-SPECTACOR CHARITIES

Vice President.....	Linda Mantai
Director of Development.....	Denise Sullivan
Finance Manager.....	Lisa Cataldo

FLYERS SKATE ZONE

Sr. Vice President, Rink Management & Development.....	Pat Ferrill
Director of Retail Operations.....	Ryan Costa
Marketing Coordinator.....	Jerre Lieberman
Director of Business Development.....	Jeremy Hall
Senior Staff Accountant.....	Candy McKnight
Group Sales Account Executive.....	Jordan Calderone
GM, Aria Health Flyers Skate Zone at NE Philadelphia.....	Roman Bussetti
GM, Virtua Health Flyers Skate Zone at Pennsauken.....	Jamie Oswald
GM, Virtua Center Flyers Skate Zone at Voorhees.....	Jay Freeman

COMCAST SPORTSNET PHILADELPHIA

President & General Manager.....	Brian Monihan
Group President, NBC Sports Group.....	Jon Litner
Vice President of Marketing.....	Cynthia Weiss
Vice President of Operations.....	Scott Faccenda
Vice President of News Programming.....	Michelle Murray
Vice President/Executive Producer – Live Events & Remote Production.....	Shawn Oleksiak
Producer.....	Bryan Cooper
TV Play-by-Play.....	Jim Jackson
TV Color Commentary.....	Keith Jones
TV Color Commentary.....	Bill Clement
Rinkside Analyst.....	Chris Therien
Radio Play-by-Play.....	Tim Saunders
Radio Color Commentary.....	Steve Coates

ADDITIONAL INFORMATION

Franchise Date.....	June 5, 1967 (48th Season)
Home Ice, Seating Capacity.....	19,543
Practice Facility.....	The Virtua Center Flyers Skate Zone, Voorhees, NJ
Minor League Affiliates.....	Lehigh Valley Phantoms (AHL) Reading Royals (ECHL)
TV Rightsholders.....	Comcast SportsNet, The Comcast Network (TCN)
Radio Rightsholder.....	97.5 The Fanatic

PHILADELPHIA FLYERS MEDIA GUIDE

Managing Editor.....	Brian Smith
Editors.....	Zack Hill, Joe Sivillo
Past Managing Editors.....	Joe Kadlec, Lou Scheinfeld, John Brogan, Linda Panasci, Rodger Gottlieb, Mark Piazza, Jill Vogel, Steve Majewski, Joe Klueg
Photographers.....	Getty Images, Len Redkoles, Jack Cassidy, Bruce Bennett
Media Guide Design.....	Mark Brong, 3601 Creative Group
Special Thanks To.....	Amanda Ferrill, Taylor Trusky, Shannon Wall, Nicole D'Angelo, Sara LaMachia, Evan Kashan

© Philadelphia Flyers 2015

2015-16 PHILADELPHIA FLYERS

PAUL HOLMGREN PRESIDENT



Paul Holmgren was named president of the Philadelphia Flyers on May 7, 2014. Holmgren oversees both the business and hockey operations of the Flyers, reporting directly to Flyers Chairman Ed Snider. He begins his 37th season as a member of the Flyers organization.

Holmgren was promoted to president after serving eight seasons as the general manager of the Flyers, during which time the team posted an overall record of 307-234-73 (.559) and made six appearances in the Stanley Cup Playoffs, reaching the Eastern Conference Final in 2008 and the Stanley Cup Final in 2010.

Holmgren was named interim general manager on October 22, 2006 following the resignation of Bob Clarke. The interim tag was lifted on November 11, 2006 when he was named to the position on a permanent basis. Holmgren led the franchise through a turnaround following the 2006-07 season and then guided the Flyers through one of the most successful stretches in franchise history. The team made the playoffs in five consecutive seasons from 2008-2012, winning seven of the 12 playoff series it played during that time. The Flyers enjoyed back-to-back 47-win

seasons in 2010-11 and 2011-12, their most in a two-year period since 1985-87, and were the only team in the NHL to reach the second round of the playoffs (or further) in each of the three seasons from 2009-10 to 2011-12. The Flyers posted a 42-win season in 2013-14 and returned to the playoffs after a one-year absence.

In 2007-08, his first full season as general manager, Holmgren guided the Flyers to the best single-season rebound in the NHL that season. The club improved 39 points in the standings, posting a 42-29-11 record for 95 points after collecting just 56 points the year before. The Flyers returned to the Stanley Cup Playoffs and made an impressive run to the Eastern Conference Finals. Since the NHL expanded the playoffs to four rounds in 1980, the 2007-08 Flyers were only the second team to finish with the worst record in the NHL one season and reach the third round of the playoffs the next season (Detroit Red Wings in 1987). The 2007-08 Flyers were also the first team in 13 years to advance to the second round of the playoffs after finishing the previous season with the worst record in the league (San Jose Sharks in 1994).

Holmgren's 2009-10 team made one of the most remarkable runs in Flyers history. The Flyers compiled a regular season record of 41-35-6 for 88 points and qualified for the playoffs on the last day of the season. They then went on to dispatch New Jersey (ECQF, 4 games to 1), Boston (ECSF, 4 games to 3), and Montreal (ECF, 4 games to 1) to reach the Final against the Chicago Blackhawks. The Flyers followed up that Finals run with a 47-win season and a division title in 2010-11, and again posted a 47-win season in 2011-12 after Holmgren dramatically reshaped the team's roster during the offseason.

At the time of his promotion to general manager, Holmgren had served in various capacities in the Flyers front office for the previous 11 years. He re-joined the organization as a scout after he was replaced as the head coach of the Hartford Whalers on November 6, 1995, and was named director of pro scouting on December 30, 1995 when Bill Barber became the head coach of the Hershey Bears. Holmgren was named the director of player personnel on August 6, 1997 and was promoted to assistant general manager on June 14, 1999, a position he held for the next seven seasons.

Holmgren spent parts of four seasons (1992-93 through 1995-96) with the Hartford organization. He was named head coach of the Whalers on June 15, 1992 and added the general manager's duties prior to the 1993-94 season. He stepped down as head coach 17 games into the 1993-94 season to concentrate on his GM duties, but was re-appointed to the position on June 28, 1994 when Jim Rutherford was named the club's general manager. He compiled a record of 59-93-14 as Hartford's head coach.

Upon his retirement following the 1984-85 season, Holmgren was named an assistant coach with the Flyers and helped Mike Keenan guide the team to three playoff appearances, including a trip to the Stanley Cup Final in 1987. He was named head coach of the Flyers on June 1, 1988, becoming the first former Flyer to be named head coach of the team. Over four seasons as head coach, Holmgren compiled a record of 107-126-31.

Internationally, Holmgren has served as the assistant general manager of the 2006 U.S. Olympic Men's Ice Hockey Team and the general manager for the 2006 U.S. National Team at the IIHF World Championships. He also served as an assistant coach for Team USA at the 1998 Winter Olympic Games and at the 1996 World Cup of Hockey Tournament.

Holmgren played 527 games in the National Hockey League over 10 seasons with the Flyers and the Minnesota North Stars. He recorded 144 goals and 179 assists for 323 points while racking up 1,684 career penalty minutes. Holmgren was drafted from the University of Minnesota by the Flyers in the sixth round (108th overall) of the 1975 NHL Entry Draft and spent parts of eight seasons with the team. He helped the Flyers to the Stanley Cup Final in 1976 and was part of the club's historic 35-game undefeated streak and Stanley Cup Final appearance during the 1979-80 season. He was traded to the North Stars in exchange for Paul Guay and a third round pick in the 1985 NHL Entry Draft (Darryl Gilmour) on February 23, 1984. His Flyers totals include 138 goals and 171 assists for 309 points and 1,600 penalty minutes in 500 games over parts of nine seasons (1975-76 to 1983-84). His 1,600 penalty minutes with the Flyers are second all-time in club history.

Paul and his wife, Doreen, reside in Somerdale, New Jersey. He has four children: Jason, Kirsten, Wes, and Greta, and three grandchildren, Hannah, Noah and Mackenzie. Holmgren was born on December 2, 1955.

2015-16 PHILADELPHIA FLYERS

RON HEXTALL GENERAL MANAGER



Ron Hextall was named general manager of the Flyers on May 7, 2014. He enters his 21st season as a member of the Flyers organization.

Hextall's promotion to general manager came after serving the 2013-14 season as the team's assistant general manager and director of hockey operations. He returned to the Flyers in that role on July 15, 2013 after spending seven seasons with the Los Angeles Kings, where he held the title of vice president and assistant general manager.

During his time in Los Angeles, Hextall assisted in all facets of the Kings' hockey operations department while helping the team win the Stanley Cup in 2012. He also served as the general manager of the Manchester Monarchs, Los Angeles's primary affiliate in the American Hockey League. The Monarchs made the playoffs in six of their seven seasons under Hextall's watch, including a division title in 2007 and two trips to the AHL's Eastern Conference Finals.

Prior to joining the Kings, Hextall spent the previous seven seasons in the Flyers front office. He became a pro scout in 1999 upon his retirement as a player, and served in that role for three seasons before being promoted to director of pro player personnel in 2002. In his front office positions with the Flyers, Hextall was instrumental in the club's three Atlantic Division titles and two trips to the Eastern Conference Finals while the club averaged nearly 102 points per season.

Hextall played 11 years of his 13-year career with the Flyers, while also playing a year each with Quebec and the New York Islanders. He led the Flyers to the Stanley Cup Final in his rookie season of 1986-87, winning the Vezina Trophy as the NHL's top goaltender and the Conn Smythe Trophy as Most Valuable Player in the 1987 Stanley Cup Final, despite losing to the Edmonton Oilers in seven games. At the conclusion of Game 7, Hextall became just the fourth player in the then 23-year history of the trophy to win the award while being a member of the losing team in the Final. He was also named to both the NHL All-Rookie and NHL First All-Star Teams that season.

Hextall played for the Flyers until 1992 and then returned to Philadelphia from 1994 until his retirement in 1999. His second stint with the Flyers also included a trip to the Stanley Cup Final in 1997. He is the franchise's all-time leader among goaltenders in games played (489) and wins (240), while ranking third in shutouts (18). Hextall also owns several other Flyers franchise goaltending records, including an NHL-record 113 penalty minutes in 1988-89 and the all-time records for career points (28), career penalty minutes (476) and most career playoff wins (45) by a Flyers goalie.

A native of Brandon, Manitoba, Hextall was originally selected by the Flyers in the sixth-round (119th overall) of the 1982 NHL Entry Draft. He is the fourth Hextall to play in the NHL following his father, Bryan Jr., his grandfather, Hall of Famer Bryan, Sr., and his uncle Dennis, who played for the Kings during the 1969-70 season. His NHL career included a total of 608 regular season games, a 296-214-69 record including 23 shutouts, a 2.97 goals-against-average and a .895 save-percentage.

During his playing career, Hextall was known for being one of the first goalies to regularly leave the goalmouth and play the puck with his stick and for creative and unique designs on his goalie mask. On December 8, 1987, he became the first goaltender in the history of the NHL to score a goal by shooting the puck into the net as the Flyers defeated the Boston Bruins by a score of 5-2 at the Spectrum. On April 11, 1989, during a Flyers 8-5 playoff victory against the Washington Capitals at the Capital Centre, he collected his second career goal and became the first goalie to score a goal in an NHL playoff game.

Hextall and his wife Diane have four children – daughters Kristin and Rebecca and sons Jeffrey and Brett, who was drafted by the Phoenix Coyotes in the sixth-round of the 2008 NHL Entry Draft.

2015-16 PHILADELPHIA FLYERS

DAVE HAKSTOL HEAD COACH



Dave Hakstol was named the 19th head coach in Flyers history on May 18, 2015.

Hakstol, 47 (7/30/1968), comes to the Flyers from the University of North Dakota, where he served as the head coach of the school's hockey program for 11 seasons. During that time, Hakstol's teams posted an overall record of 289-143-43 (.654). The Warburg, Alberta native led UND to the NCAA postseason in each of his 11 seasons, including seven appearances in the NCAA Frozen Four, most of any program in the country during that span.

North Dakota won three regular-season conference titles under Hakstol, capturing the MacNaughton Cup as Western Collegiate Hockey Association (WCHA) champion in 2008-09 and 2010-11 and the Penrose Cup as National Collegiate Hockey Conference (NCHC) champion in 2014-15. He also led UND to four Broadmoor Trophies as WCHA playoff champion in 2005-06, 2009-10, 2010-11 and 2011-12.

Hakstol was named NCHC Herb Brooks Coach of the Year in 2014-15 and WCHA Coach of the Year in 2008-09, and was an eight-time finalist for the Spencer Penrose Award as national coach of the year.

Forty-six of Hakstol's players at UND played professionally in 2014-15 and 20 reached the National Hockey League, including an NCHC-leading 16 this past season. The group includes three-time Stanley Cup winner Jonathan Toews of the Chicago Blackhawks and two-time Stanley Cup champion Matt Greene of the Los Angeles Kings. North Dakota produced a total of 42 NHL draft picks during Hakstol's tenure, including eight first-round picks.

Prior to being named head coach at UND, Hakstol spent four seasons on the staff of head coach Dean Blais from 2000-01 through 2003-04. He was hired as an assistant coach on July 1, 2000, and was elevated to associate head coach in December of that same year.

Hakstol played at North Dakota for three seasons from 1989-90 through 1991-92 and served as team captain in each of his last two seasons. He played in 107 collegiate games and registered 10 goals and 36 assists. He went on to play parts of five seasons in the International Hockey League, splitting time with the Indianapolis Ice (1991-92 to 1993-94) and the Minnesota Moose (1994-95 to 1995-96).

Following his playing career, Hakstol served as head coach and general manager of the United States Hockey League's (USHL) Sioux City Musketeers for four seasons from 1996-97 through 1999-2000. He was named USHL Coach of the Year in 1997-98.

Hakstol and his wife, Erinn, have two children, daughter Avery and son Brenden.

2015-16 PHILADELPHIA FLYERS

GORD MURPHY ASSISTANT COACH



Gord Murphy enters his second season as a member of the Flyers coaching staff. He was named an assistant coach on June 18, 2014.

Murphy is beginning his 13th season as an NHL assistant coach. He was most recently an assistant coach for the Florida Panthers, a position he held from July 6, 2010 until November 8, 2013. He entered the coaching ranks in 2002 with Columbus following his retirement as a player, and held that job until June 15, 2010.

Murphy was drafted by the Flyers in the 9th round (189th overall) of the 1985 NHL Entry Draft. After four seasons playing junior hockey in the Ontario Hockey League for the Oshawa Generals, he joined the Hershey Bears, then the Flyers' NHL affiliate, for the 1987-88 season and helped them to a Calder Cup championship.

Murphy made his NHL debut with the Flyers at the start of the 1988-89 season and helped the club reach the Wales Conference Finals that year. He spent 3 ½ seasons in Philadelphia, recording 31 goals and 97 assists for 128 points and 43 PIM in 261 games. He was traded to Boston along with Brian Dobbins and a 1992 third-round draft pick (Zerger Zholtok) in exchange for Garry Galley and Wes Walz on January 2, 1992.

Murphy was selected by the Florida Panthers in the 1993 expansion draft by then-Panthers-GM Bob Clarke, who had brought him to Philadelphia. His best campaign was Florida's first season in 1993-94, when he notched a career-high 14 goals and 29 assists for 43 points in 84 games. He also played in 53 career Stanley Cup Playoff games, tallying 3 goals and 16 assists for 19 points and 35 penalty minutes. In 1996, he helped the Panthers win the Eastern Conference championship and advance to the Stanley Cup Finals.

Murphy was born in Willowdale, Ontario on Feb. 23, 1967. He and his wife Nicole have three children – sons Tyler and Connor and daughter Lexi. Connor Murphy is entering his second NHL season with the Arizona Coyotes.

IAN LAPERRIERE ASSISTANT COACH



Ian Laperriere enters his third season as a Flyers assistant coach. He was named to the post on October 7, 2013 after spending just over a year as the Flyers' director of player development, a position he officially took on June 29, 2012 following his retirement as a player.

Laperriere spent two seasons assisting the Flyers in a player development role while trying to return from the aftereffects of an injury suffered in the first round of the 2010 Stanley Cup Playoffs. He also remained active within the organization as a television analyst on Comcast SportsNet. Following the 2010-11 season, Laperriere won the Bill Masterton Memorial Trophy for his perseverance, sportsmanship, and dedication to hockey. He signed with the Flyers as a free agent prior to the 2009-10 season and appeared in all 82 games that year, as well as 13 playoff games as the club went to the Stanley Cup Final.

Over his 16 year NHL career, Laperriere played 1,083 games with the Flyers, St. Louis, NY Rangers, Los Angeles, and Colorado, finishing his career with 1,956 PIM – the career leader among active NHL players at the time of his retirement. He was originally selected by St. Louis in the seventh round (156th overall) of the 1992 NHL Entry Draft.

Laperriere and his wife Magali reside in Haddonfield, NJ with their sons Tristan and Zachary. Laperriere was born on January 19, 1974.

2015-16 PHILADELPHIA FLYERS

JOE MULLEN ASSISTANT COACH



Joe Mullen enters his ninth season with the Flyers as an assistant coach. He was named to the position on June 6, 2007.

Mullen joined the Flyers coaching staff after serving as an assistant coach with the Flyers' American Hockey League affiliate, the Philadelphia Phantoms, during the 2006-07 season. After starting the 2005-06 season as an assistant coach with the Pittsburgh Penguins, he took over the head coaching position of the Penguins' AHL affiliate, the Wilkes-Barre/Scranton Penguins, in mid-season. He finished the season with a 28-16-3-5 mark. Prior to joining Wilkes-Barre/Scranton, he was an assistant coach for Pittsburgh for parts of six seasons (2000-01 to 2005-06).

A native of New York, NY, Mullen played 17 seasons in the NHL with the St. Louis Blues, Calgary Flames, Pittsburgh and Boston Bruins (1979-80, 1981-82 through 1996-97), recording 502 goals and 561 assists for 1,063 points and 241 penalty minutes in 1,062 regular season games. His 502 goals are fourth all-time among U.S.-born players. He was a member of three Stanley Cup Championship teams, with Calgary in 1989 and Pittsburgh in 1991 and 1992.

A three-time NHL All-Star, Mullen twice won the Lady Byng Trophy as "the player adjudged to have exhibited the best type of sportsmanship and gentlemanly conduct combined with a high standard of playing ability" (1987 and 1989). He was named to the NHL First All-Star Team following the 1988-89 season, after setting career highs for goals (51), assists (59) and points (110) in a season, while leading the league in plus/minus with a +51 rating.

In 1995, Mullen received the Lester Patrick Trophy "for outstanding service to hockey in the United States." He became the first American-born player to record 1,000 points when he picked up an assist on February 7, 1995, and became the first American to reach the 500-goal plateau on March 14, 1997. He was inducted into the Hockey Hall of Fame in his first year of eligibility in 2000, two years after his induction into the United States Hockey Hall of Fame (1998).

Mullen and his wife, Linda, have three sons, Ryan, Michael and Patrick, and a daughter, Erin. Mullen was born on February 26, 1957.

KIM DILLABAUGH GOALTENDING COACH



Kim Dillabaugh was named the Flyers goaltending coach on July 3, 2015.

Dillabaugh comes to the Flyers from the Los Angeles Kings, where he spent eight seasons working in a goaltender development role for the club. In his time with the Kings, Dillabaugh contributed to the development of Jonathan Quick, Jonathan Bernier, and Martin Jones, while also working with goaltenders at the club's American Hockey League affiliate, the Manchester Monarchs, and prospects playing elsewhere in professional and amateur hockey. During Dillabaugh's time with the Kings organization, Los Angeles won two Stanley Cups and made the Conference Finals one other time, while Manchester won one Calder Cup and reached the Eastern Conference Finals two other times.

Dillabaugh played three seasons in the Western Hockey League (WHL) with the Kelowna Rockets and the Calgary Hitmen from 1994-97. He went into coaching upon concluding his junior career, first with the Goaltender Development Institute (GDI) as an assistant to GDI president Ian Clark. In 2004, Dillabaugh became a goaltending & assistant coach with Kelowna and helped the team win a Memorial Cup that season. Over the next ten seasons, Dillabaugh helped the Rockets win two WHL championships (2005 and 2009) before stepping down in 2014 to join the Kings on a full-time basis.

Internationally, Dillabaugh has served as the goalie coach for Hockey Canada's Men's Under 18 Team (2004 and 2006 Junior World Cup) and was a part of Hockey Canada's Program of Excellence (POE) Goaltending Camp for four years.

Kim and his wife Bonnie have a three-year-old daughter, Ellie.

ADAM PATTERSON VIDEO COACH



Adam Patterson enters his seventh season as video coach and his 14th overall year with the Flyers organization. He handles all video aspects of video used by the coaches and players, and is involved in pre-scouting upcoming opponents.

Patterson was promoted to his current position in 2009 after serving six years as the Flyers video coordinator. He spent the 2002-03 and 2004-05 seasons in the same capacity for the Philadelphia Phantoms, winning a Calder Cup with the team in 2005.

A native of Peterborough, Ontario, Patterson graduated from Eastern Michigan University with a degree in Communications and Video Production, while captaining the school's ice hockey team for his final three years. He was a four-time CSHL All-Star and three-time Division 1 All-American. Prior to that Patterson played junior hockey in Stratford, Ontario and in Detroit for the

Compuware Ambassadors. He is the son of former Flyer and current team scout Dennis Patterson.

Patterson and his wife Amy reside in Barrington, NJ with their three children – son Colin and daughters Mackenzie and Mya.

2015-16 PHILADELPHIA FLYERS

BOB CLARKE SENIOR VICE PRESIDENT



Bob Clarke enters his 44th season as a member of the Flyers organization. He was named senior vice president on December 4, 2006. Previously, Clarke served as the general manager of the Flyers for just over 18 seasons (1984-1990, 1994-2006). He also carried the title of team president and general manager for nine seasons (1994-95 through 2002-03), and spent the 1992-93 season as a senior vice president.

During Clarke's time at the helm of the Flyers, the team compiled a 714-443-199 record, including 16 playoff appearances, three Eastern Conference Championships, three appearances in the Stanley Cup Final and eight division titles. As a player, Clarke led the Flyers to two Stanley Cup championships (in 1973-74 and 1974-75) and finished his playing career as the Flyers' all-time leading scorer with 1,210 points (358 goals and 852 assists) in 1,144 games over 15 seasons.

Clarke retired as a player following the 1983-84 season to become the fourth general manager in team history, taking over those duties on May 15, 1984. The Flyers went to the Stanley Cup Final twice in the first three years of Clarke's tenure, won three Patrick Division championships, and made the playoffs five times.

On June 15, 1994, Clarke was named president and general manager of the Flyers, a dual role he held until giving up the president's duties in 2003. Clarke continued as general manager until stepping down on October 22, 2006. During his second run as general manager, the Flyers won five more division championships and advanced to the 1997 Stanley Cup Final, marking the fourth time that Clarke led a team to the Final as GM. He was named as The Sporting News' and The Hockey News' Executive of the Year for the 1994-95 season after the Flyers advanced to the Eastern Conference Finals and captured the Atlantic Division Championship. He was the first executive to win The Hockey News award in consecutive years with two different teams.

Prior to rejoining the Flyers, Clarke spent one season as vice president and general manager of the Florida Panthers, taking over the post with the expansion team on March 1, 1993. He was named The Sporting News' Executive of the Year for the 1993-94 season after the Panthers set an NHL record for points by a first-year team with 83. He was the first to win The Sporting News awards as rookie, player, and executive.

Clarke also spent two seasons as the vice president and general manager of the Minnesota North Stars, working in that capacity from June 8, 1990 through June 20, 1992. The North Stars made the playoffs in both seasons under Clarke's watch, including a surprising run to the Stanley Cup Final in 1991.

Internationally, Clarke served as general manager of the Canadian Olympic Team for the 1998 Winter Games in Nagano, Japan. He also served as one of four general managers for the victorious 1987 Team Canada squad in the Canada Cup Tournament.

Clarke played an unparalleled 15-year career in Philadelphia. He was drafted by the Flyers in the second round (17th overall) of the 1969 NHL Amateur Draft from Flin Flon of the WCJHL, and went on to become the Flyers' all-time leading scorer with 358 goals and 852 assists for 1,210 points in 1,144 games, averaging over a point per game (1.06) for his entire career. He is 42nd on the NHL's all-time regular season scoring list entering the 2010-11 season. He also recorded 42 goals and 77 assists for 119 points to rank as the Flyers' all-time leading playoff scorer. He was Flyers' captain from 1972-73 through 1978-79 and 1982-83 through 1983-84. During his career, he led the Flyers in scoring eight times, participated in nine NHL All-Star Games, was named to the NHL's First All-Star Team twice (1974-75 and 1975-76), and to the Second Team twice (1972-73 and 1973-74).

Clarke is the most decorated player in Flyers history. He was inducted into the Hockey Hall of Fame on June 15, 1987, and was a charter inductee, along with Bernie Parent, into the Flyers' Hall of Fame in March of 1988. He won the Hart Memorial Trophy as the NHL's Most Valuable Player three times (1972-73, 1974-75, and 1975-76). His other NHL awards include: the Bill Masterton Trophy for perseverance, sportsmanship and dedication to hockey (1971-72); the Lester Patrick Award for outstanding service to hockey in the United States (along with co-recipient Ed Snider, 1979-80); and the Frank J. Selke Trophy as the NHL's top defensive forward (1982-83). He was named Living Legend by the Philadelphia Sports Writers Association at their 2001 Awards Banquet. He also won the Philadelphia Sportswriters "Good Guy" Award in 1982-83, giving him the first clean sweep of PSA honors (Athlete of the Year in 1974 and Most Courageous Athlete in 1980).

Clarke was born on August 13, 1949, in Flin Flon, Manitoba. He and his wife, Sandy, reside in New Jersey and have four children – sons Wade and Luke and daughters Jody and Jakki. They also have eight grandchildren.

2015-16 PHILADELPHIA FLYERS

BARRY HANRAHAN ASSISTANT GENERAL MANAGER



Barry Hanrahan was named Assistant General Manager of the Flyers in August of 2006. Hanrahan assists General Manager Ron Hextall in the day-to-day operations of the hockey club, including contract research and negotiations, roster and salary cap management, and scheduling. Hanrahan also serves as the club's direct liaison between the NHL and the Flyers regarding all aspects of hockey administration and works closely with the Flyers minor league affiliates in Lehigh Valley of the AHL and Reading of the ECHL. He has worked for the club since 1997, first as Director of Team Services and then as Assistant to the General Manager before being promoted to his current role.

Prior to joining the Flyers, Hanrahan spent six years with the Tampa Bay Lightning. He joined the Lightning in January of 1991 and was involved in the initial start-up of the franchise, working in the public relations and hockey operations departments as the organization prepared for its first NHL season in 1992-93.

Hanrahan is active in the Philadelphia-area community as a member of the Board of Advisors at the Jeffrey S. Moorad Center for the Study of Sports Law at Villanova University Law School. He also is a board member of the Claddagh Fund, Philadelphia, which supports community-based non-profits, with a focus on children and veterans organizations.

Hanrahan earned his bachelor's degree from Florida Southern College, concentrating in Sports Management, before earning his JD degree from Widener University School of Law in Delaware. While attending Florida Southern College, he interned with the Orlando Magic of the NBA during their inaugural season in 1989-90. Hanrahan and his wife, Lisa, reside in South Jersey with their three sons, Jack, Ty and Cam, and their Labradoodle, Meatball.

CHRIS PRYOR DIRECTOR OF SCOUTING



Chris Pryor begins his 16th season with the Flyers and third as director of scouting. He oversees all Flyers scouting activities at the professional and amateur levels, both in North America and overseas, with assistance from Dave Brown on the professional side and Dennis Patterson in the amateur ranks.

Pryor joined the Flyers in the summer of 1999 as a US amateur scout and served in that capacity until being promoted to the position of director of hockey operations in November of 2006. He was named to his current position in July of 2013.

Prior to joining the Flyers, Pryor worked for the New York Islanders from 1992-1999 in various capacities, including minor league coach (1992-94), scout (1994-99) and director of player development (1994-98). After retiring as a player early in the 1992-93 season with the Capital District Islanders (AHL), he stayed with Capital District as a full time assistant coach for the remainder of the season and then served as an assistant coach with the Salt Lake Golden Eagles (IHL) for the 1993-94 season.

Pryor played parts of six seasons in the NHL with the Minnesota North Stars and New York Islanders (1984-90). He also played for Salt Lake during the 1983-84 season and Capital District from 1990-92, where he won a Calder Cup in 1990. Prior to his professional playing career, Pryor played four seasons at the University of New Hampshire.

Chris and his wife Joannie reside in South Jersey. They have three children, Mike, Jena and Nick, and two grandchildren, Leighton and Jax.

2015-16 PHILADELPHIA FLYERS

DAVE BROWN HEAD PRO SCOUT



Dave Brown starts his 10th season with the Flyers front office, overseeing the organization's scouting of current NHL and minor league players. Prior to rejoining the Flyers in June 2006, Brown was a scout for the New York Rangers for eight seasons, serving as head professional scout for three years (2003-04 through 2005-06) and a pro scout for five seasons (1998-99 through 2002-03). Brown joined the Rangers after serving as an assistant coach for the Flyers for two seasons (1996-97 and 1997-98).


A native of Saskatoon, Saskatchewan, Brown played parts of 11 seasons with the Flyers, during which time he registered 39 goals and 39 assists for 78 points and 1,382 penalty minutes in 552 games. He is sixth on the team's All-Time List in penalty minutes.

Over a career of 14 seasons in the NHL (1982-83 through 1995-96) Brown recorded 45 goals and 52 assists for 97 points and 1,789 penalty minutes in 729 career games with the Flyers (1982-83 to 1988-89 and 1991-92 through 1994-95), Edmonton Oilers (1988-89 through 1990-91) and San Jose Sharks (1995-96). He won a Stanley Cup with the Oilers in 1990. Brown was selected by the Flyers in the seventh round (140th overall) of the 1982 NHL Entry Draft.

2015-16 PHILADELPHIA FLYERS

JIM MCCROSSIN MS ATC, CSCS, CES, PES

DIRECTOR OF SPORTS MEDICINE /
HEAD ATHLETIC TRAINER



Jim McCrossin begins his 18th season with the Philadelphia Flyers. He is both a certified athletic trainer (ATC) and strength and conditioning coach (CSCS). He holds a bachelor's degree in Athletic Training and Master's degrees in both Sports Medicine and Advance Exercise physiology. Jim is certified through the National Academy of Sports Medicine as a Corrective Exercise Specialist (CES) and a Performance Enhancement Specialist (PES), and he is also a member of the National Athletic Trainers Association, Professional Hockey Athletic Trainers Society, National Academy of Sports Medicine and National Strength and Conditioning Association.

On January 28th, 2014, McCrossin was honored by the Flyers and Professional Hockey Athletic Trainers Society for working his 1,500th game in professional hockey.

Jim has four children, Kevin, J.D., Danielle, and Luke. He, his wife Robyn, and son Luke reside in New Jersey.

SAL RAFFA ASSISTANT ATHLETIC TRAINER



Sal Raffa begins his 10th season as the assistant athletic trainer for the Flyers. He was promoted to the position in 2006 after spending two seasons with the Philadelphia Phantoms, where he was part of the team's Calder Cup championship in 2005.

A native of Norristown, Pennsylvania, Raffa attended Temple University in 2003 and holds a degree in sports medicine/athletic training. While at Temple, he worked with the men's basketball and football teams. He started his career in professional hockey as the athletic trainer for the Rockford IceHogs during the 2003-04 season.

Raffa is Certified and a member of the National Athletic Trainers Association (NATA). He is a Licensed Athletic Trainer in PA and NJ.

Raffa resides in Warrington, PA with his wife Holly and son Maximus.

2015-16 PHILADELPHIA FLYERS

DEREK SETTLEMYRE HEAD EQUIPMENT MANAGER



Derek Settlemyre enters his 10th season as head equipment manager for the Flyers and his 21st year with the organization. He was promoted to his current position in 2006 after serving as the head equipment manager for the Philadelphia Phantoms for 10 seasons. He spent two years as an assistant equipment manager with the Flyers and a year in the same role with the Florida Panthers before taking the head job with the Phantoms when the team was founded in 1996.

Settlemyre has an impressive international resume with Team USA, most recently serving as the co-head equipment manager at the 2010 Winter Olympics in Vancouver. He was also head equipment manager for Team USA at the 2007 World Championships, held in Moscow, Russia, and served as co-head equipment manager for Team USA at the 2006 World Championships in Riga, Latvia.

A native of High Point, North Carolina, Settlemyre graduated from Coker College in 1993 with a degree in fitness programming and played for the school's basketball and soccer teams. He resides in Philadelphia with his daughters, Peyton and Bryce.

HARRY BRICKER EQUIPMENT MANAGER



Harry Bricker begins his 16th consecutive season as an equipment manager with the Flyers and his 19th overall, having served the same position from 1991-95. He began his career with the AHL's Hershey Bears, where he was assistant equipment manager from 1989 through 1991 while the team was the Flyers' AHL affiliate. In 1996, Bricker became the head equipment manager of the AHL's Kentucky Thoroughblades, a position he held for three seasons. During the 1999-2000 season, Bricker was the assistant equipment manager for the Stanley Cup Champion New Jersey Devils.

Harry is single and resides in Voorhees, New Jersey.

ANTHONY ORATORIO EQUIPMENT MANAGER



Anthony "Rock" Oratorio is in his 31st season of service with the Flyers training staff and his 19th full-time.

Prior to joining the Flyers on a full-time basis, Rock served in a variety of capacities for the Flyers training staff. He began his career in hockey as a stickboy with the Philadelphia Firebirds of the North American Hockey League. Rock served as an assistant equipment manager for the 1996

World Cup in Philadelphia, the 1997 NHL All-Star Game in San Jose and the 2000 NHL All-Star Game in Toronto.

He is single and resides in South Philadelphia.

SHAWN TILGER COO, BUSINESS OPERATIONS



Shawn Tilger was named Chief Operating Officer of Business Operations on February 6, 2014. He is entering his 13th season overseeing all facets of the Flyers' business operations, including marketing, broadcasting, communications, finance, budgeting, community relations, fan development, ticket sales, game presentation, customer service, digital media, publicity, and merchandising functions. His responsibilities include generating new revenue streams and leveraging partnerships for the Flyers and their parent company, Comcast Spectacor. He also serves as an alternate governor of the Flyers on the National Hockey League's Board of Governors.

During Tilger's tenure, the Flyers have enjoyed tremendous growth on the business side of the organization and have been consistently ranked among the NHL's leaders in sales, marketing, public relations and community efforts. The team has set numerous franchise attendance records several times over, including a new single-season

attendance record (1,020,699 – regular season plus playoffs) in 2009-10. The club sold out 175 consecutive games from November 18, 2010 through January 31, 2015, and set new franchise records for average attendance in each of the four consecutive seasons from 2010-11 through 2013-14.

The Flyers have also embarked on many new customer-oriented initiatives, including stored value ticketing, a secondary ticket marketplace, unique ways to gather feedback from season ticket holders, and other popular features. The team's community outreach programs, including the Flyers School Assembly Program and Hooked on Hockey clinics, have reached hundreds of thousands of children. The public relations department has been a two-time winner of the Professional Hockey Writer's Association's Dick Dillman Award as the top staff in the Eastern Conference (2014-15 and 2011-12) and has been a finalist for the award on seven other occasions. The club has also created a digital media department to oversee mobile app development and its use of social networking, which comes as the Flyers surpassed one million social media followers during the 2012-13 season and saw a 30% increase in fans joining the team's email marketing database.

Tilger was a 2010 recipient of the Street & Smith's Sports Business Journal Forty under 40 Award, given each year to 40 of the top sports executives under the age of 40. The publication also previously recognized him as one of its "Five People to Know in Ticketing."

Tilger has over 20 years of experience in the sports and entertainment industry. Prior to joining the Flyers, he served as Vice President of Marketing and Director of Marketing for Comcast Spectacor, overseeing marketing, public relations and sales of family events and concerts at the Wells Fargo Center and the Spectrum.

A native of Beverly, New Jersey, Tilger received an M.A. in Sports Management from Springfield College and a B.A. in Government and Law from Lafayette College. Tilger resides in Moorestown, NJ with his wife Erika, daughter Ava, and son Gavyn.

2015-16 PHILADELPHIA FLYERS

CINDY STUTMAN VICE PRESIDENT OF REVENUE SUPPORT



Cindy Stutman is in her 13th season with the Flyers. She was promoted to the position of Vice President of Revenue Support in July of 2014. In her role, she is responsible for the execution of all customer service and support initiatives related to ticket sales, ad sales, digital media, ticket operations and ticket technology. Stutman joined the Flyers in 2003 as a customer service manager. Prior to joining the Flyers, she was a customer service manager with the Philadelphia 76ers for five seasons.

Stutman graduated from the University of Massachusetts-Amherst with a Bachelor of Science degree in Marketing and Sport Management. She is single and resides in Philadelphia.

BRYAN ANTON VICE PRESIDENT OF SALES



Bryan Anton was named Vice President of Sales for the Flyers in February of 2013. He is responsible for revenue generation through Flyers individual, season, and group ticket packages.

Anton originally joined the Flyers as a sales associate in January of 2004. He spent the 2004-2005 season working for the Philadelphia 76ers as a Corporate Sales Manager, where he was responsible for building and managing an Inside Sales staff. Anton went on to hold the positions of Director of Sales and later Director of Client Development for the Flyers before being promoted to his current position.

Anton graduated from Clemson University in 2003 with a bachelor's degree in sports marketing. He resides in Philadelphia.

2015-16 PHILADELPHIA FLYERS

ANGELO CARDONE CHIEF FINANCIAL OFFICER



Angelo Cardone joined the Flyers as Chief Financial Officer in January of 2009.

Cardone heads the Flyers finance and accounting operations, including planning and forecasting, financial reporting, cash management, accounts payable, accounts receivable and all payroll functions. Cardone also oversees the finances and accounting for Comcast Spectacor Charities and the Flyers Skate Zone properties.

A native of Cherry Hill, NJ, Cardone has 23 years of experience in various finance and accounting roles. Prior to joining the organization, Cardone spent nine years at Live Nation, most recently serving as vice president of finance for Live Nation Philadelphia / DC / Carolinas. A graduate of Widener University, Cardone and his wife, Valerie, and daughters, Alexa and Rachael, reside in Voorhees, NJ.

CECILIA BAKER VICE PRESIDENT OF TICKET OPERATIONS



Cecilia Baker joined the Flyers in February of 1975 and is currently the vice president of ticket operations, a position to which she was promoted in September 2002. Baker oversees all aspects of the Flyers ticket office.

Baker has held various positions with the club over the past 39 years, including director of ticket operations, ticket manager and assistant ticket manager. Baker also worked in the ticket office of the Philadelphia Eagles from 1967 through 1975.

She is single and resides in Philadelphia.

ROB JOHNSON VICE PRESIDENT OF BUSINESS DEVELOPMENT



Rob Johnson joined the Flyers as Vice President of Business Development in 2013. He is responsible for development of revenue streams including sponsorship, digital media, and team integration with XFINITY Live! Philadelphia.

Prior to joining the Flyers, Rob was Vice President of Marketing for XFINITY Live!, overseeing the opening and ongoing marketing strategy for one of the most successful dining & entertainment districts in North America. Rob previously held marketing positions with the Flyers from 2008 to 2011.

A graduate of Marietta College, Rob began his career as the Marketing Coordinator for the Jacksonville Jaguars (NFL). While in Jacksonville, he earned his MBA from the Davis College of Business at Jacksonville University.

A native of Margate, New Jersey, Rob currently resides in Center City Philadelphia.

2015-16 PHILADELPHIA FLYERS

PAT FERRILL SENIOR VICE PRESIDENT, RINK MANAGEMENT & DEVELOPMENT



Pat Ferrill, the Senior Vice President of Rink Management and Development for Comcast Spectacor, has led the Flyers Skate Zone Division for the company since 1998. Ferrill was previously the manager of business development for the National Hockey League. Ferrill is also a proud member of the Board of the Ed Snider Youth Hockey Foundation.

Ferrill has more than 30 years of coaching experience at all levels of youth hockey, and also spent six seasons as the head men's varsity ice hockey coach at Villanova University. He has earned Master Level accreditation in the USA Hockey Coaching Education Program, and has coached within the USA Hockey Atlantic District Player Development Program since 1995.

Ferrill is the President of Team Comcast, the Tier I "AAA" youth hockey club that has had much success over the last few years both on the ice and with players moving on to higher levels. He also currently serves as the President of the newly formed Philadelphia Flyers Junior A Hockey Club. He has served as the assistant coach and team leader for the US National Team at the 1999 Spring InLine Hockey Cup in Helsinki, Finland, and was also the head coach of the National Junior Team for the 1998 InLine Hockey Junior World Championships. Previously, Ferrill served from 1995 to 2011 as the National Coach-in-Chief for USA Hockey InLine.

Ferrill has also served as an Atlantic District Director for USA Hockey and on USA Hockey's Youth Council. In addition to these responsibilities, Ferrill sits on the Board of Directors for Serving The American Rinks (STAR), a national facilities association established as a joint-venture by USA Hockey and United States Figure Skating to deliver educational training programs to the ice rink industry.

Ferrill received his MBA from Villanova University in 1993 and an undergraduate degree in Accounting and Finance from Drexel University in 1987. He resides in Havertown, PA with his wife Colleen, and children Paulette, Kaitlyn, Ryan and Amanda.

2015-16 PHILADELPHIA FLYERS

ZACK HILL SR. DIRECTOR OF COMMUNICATIONS



Zack Hill begins his 23rd season with the Flyers organization, serving as the team's media relations manager, public relations director and senior director of communications. He oversees all aspects of the team's public relations and media relations efforts.

Under Hill's direction, the Flyers PR staff won the 2014-15 Dick Dillman Award for the Eastern Conference, given annually by the Professional Hockey Writer's Association to the top PR staff in each NHL conference. Hill and his staff also won the award in 2011-12 and have been finalists for the award for the past eight consecutive seasons since 2007-08.

In April of 2014, Hill was inducted into the Jasper N. Deahl Honors Society at West Virginia University. The group is an alumni recognition program sponsored by the CEHS Alumni Association designed to honor alumni for career achievement, community engagement, and/or loyalty to WVU.

Prior to joining the Flyers, Hill was the public relations director for the Philadelphia 76ers from 1989-93 and assistant public relations director from 1987-89. He joined the 76ers as an intern in January 1987.

Hill holds a Bachelor of Science degree from West Virginia University. He resides in Ridley Park, Pennsylvania.

JOE SIVILLE DIRECTOR PUBLIC RELATIONS



Joe Siville enters his ninth season with the organization, joining the Flyers Communications staff in July of 2007 as Coordinator of Media Services and Publications and previously held the title of Manager of Public Relations before being promoted to his current position in June of 2014.

Since joining the Flyers, he has been a member of the Communications staff that has been nominated for the Dick Dillman Award for eight consecutive seasons beginning in 2007-08. He and the staff won the award in 2011-12 and most recently this past season (2014-15).

Prior to joining the Flyers, Siville spent the 2006-07 season as the Manager of Communications for the American Hockey League offices in Springfield, Mass. He also spent two seasons as the Assistant Director of Communications for the ECHL offices in Princeton, NJ from 2004-06.

Siville holds a dual Bachelor of Arts degree in both Journalism and History from Rutgers, The State University of New Jersey, in New Brunswick, NJ. A native of Cinnaminson, NJ, he currently resides in Pennsylvania with his wife, Jenna.

BRIAN SMITH MANAGER, BROADCASTING & MEDIA SERVICES



Brian Smith enters his seventh season with the Flyers and his 12th with Comcast-Spectacor. His primary duties within the PR department include serving as the main contact for media credentials; handling game notes, press releases and publications; and overseeing the department's gameday press box operations and its internship program. His broadcasting duties include providing logistical support and production work for the Flyers Radio Network, serving as a radio intermission host, and assisting radio and television broadcast staff from the NHL, NBC, and visiting team rightsholders when they come to Philadelphia.

A native of Wilmington, DE, Smith began his career in the United Hockey League in 2000 when he spent three seasons handling radio play-by-play and PR duties first for the Kalamazoo Wings and then the Flint Generals. After moving back to the Delaware Valley, Smith joined Comcast-Spectacor in October of 2004 as a member of the Philadelphia 76ers' PR/New Media department. In 2005 he returned to hockey when he took a PR role with the Philadelphia Phantoms, and then was promoted to the Flyers in 2009. Smith has also previously worked for WDEL Radio in Wilmington, WTOP Radio in Washington, DC, and the Wilmington News Journal.

Smith is a 2000 graduate of the University of Delaware, where he is a member of the Hall of Fame at campus radio station WVUD. He resides in Wilmington with his wife Mary and his children Zachary, Nolan and Madeleine.

2015-16 PHILADELPHIA FLYERS

HOCKEY CLUB PERSONNEL



Bryan Hardenbergh
Director, Team Services



Ian Anderson
Manager of
Hockey Analytics



Dianna Taylor
Executive Assistant



Jody Clarke
Administrative
Assistant



Mike Craytor
Assistant
Equipment Trainer

SCOUTING STAFF



John Chapman



Wade Clarke



Mark Greig



Ross Fitzpatrick



Joakim Grundberg



Todd Hearty



Ken Hoodikoff



Jack McIlhargey



Simon Nolet



Dennis Patterson



Rick Pracey



Nick Pryor



Ilkka Sinisalo



Vaclav Slansky



Bill Barber
Scouting Consultant



John Riley
Player Development



Kjell Samuelsson
Player Development



Brady Robinson
Goaltending
Development Coach

2015-16 PHILADELPHIA FLYERS

MEDICAL STAFF



Peter DeLuca, M.D.



Gary Dorshimer, M.D.



Guy Lanzi, D.M.D.



Frank Brady, D.C.

EXECUTIVE STAFF



Sharon Allison
Executive Assistant



Cheri Arnao
Executive Assistant



Ann Marie Nasuti
Executive Assistant

BUSINESS DEVELOPMENT DEPARTMENT



Rob Johnson
Vice President,
Business Development



Samantha Wood
Digital Media Manager



Steve Coskey
Corporate Partnerships
Manager



Christine Mina
Digital Media
Specialist

2015-16 PHILADELPHIA FLYERS

CUSTOMER SERVICE DEPARTMENT



Cindy Stutman
Vice President,
Revenue Support



Courtney Sams
Senior Manager,
Customer Service



Vincent Galasso
Customer Service
Account Manager



Niles McFate
Customer Service
Account Manager



Chris McLendon
Customer Service
Account Manager



Michelle Siporin
Customer Service
Account Manager



Shannon Bowes
Client Communications
Manager



Amanda Perkins
Client Communications
Coordinator



Sian Torp
Season Ticket Holder
Programs/Services
Coordinator

FINANCE DEPARTMENT



Angelo Cardone
Chief Financial Officer



Judy Zdunkiewicz
Controller



Tom Griendling
Manager of
Internal Reporting



Ryan Gilles
Senior Accountant



Chris Boyer
Senior Accountant



Eric Wojciechowski
Staff Accountant



Candy McKnight
Staff Accountant



Renee Eiler
Payroll Accountant



Michele Dominic
Accounting Clerk

2015-16 PHILADELPHIA FLYERS

MARKETING DEPARTMENT



Joe Heller
Senior Director,
Marketing



Jason Tempesta
Senior Manager,
Community Relations



Rob Baer
Manager, Youth &
Amateur Hockey



Hung Tran
Manager, Marketing



Bob Kelly
Ambassadors of
Hockey



Bernie Parent
Ambassadors of
Hockey



Jerry Callahan
Fan Relations
Assistant

GAME PRESENTATION DEPARTMENT



Anthony Gioia
Senior Director,
Game Presentation



Corinne Yamada
Manager,
Game Presentation



Artie Halstead
Producer/Director



Mike Cahill
Graphics Designer



Chris Shay
Video Editor



Lou Nolan
Public Address
Announcer



Lauren Hart
Anthem Singer

2015-16 PHILADELPHIA FLYERS

TICKETING SALES DEPARTMENT



Bryan Anton
Vice President,
Sales



Ilkka Kortessluoma
Director, Ticket Sales



Justine Pletnick
Direct Marketing
Manager



Melissa Paluch
Ticket Sales
Coordinator



Dan Ryan
Sales Manager



James Darlington
Client Development
Manager



Josh Wentz
Account Executive



Nick Marchesiello
Account Executive



Ryan Pirrone
Account Executive



Charlie Wanner
Account Executive



Steve Luongo
Group Sales
Account Executive



Asher Halbert
Group Sales
Account Executive



Fran Walmsley
Client Development
Executive



Vicki Rees-Jones
Client Development
Executive



Brendan Fuller
Client Development
Executive



Rick Halverson
Client Development
Executive



Charles O'Donnell
Client Development
Executive



Dave Tierno
Client Development
Executive



Tom McDonnell
Director, Group
Sales



Joe Rossi
Group Sales Sports
Account Executives



Tom McCarthy
Group Sales Sports
Account Executives

SALES ASSOCIATES

**Matt Trichon, Gino Catena, Matt Lantieri, Cameron Lucas, John Kramer,
Mike Miller, Will Spellman, Derek DeNote, Trevor Walzl**

2015-16 PHILADELPHIA FLYERS

TICKETING DEPARTMENT



Cecilia Baker
Vice President,
Ticket Operations



Dan McGinnes
Director, Ticketing



Linda Fleischer
Ticket Office Manager



Michael Snyder
Assistant Ticket Office
Manager



Brian Hawkins
Ticket Operations
Coordinator

COMCAST-SPECTACOR CHARITIES



Linda Mantai
Vice President



Denise Sullivan
Director of Development



Lisa Cataldo
Finance Manager

PREMIUM SEATING



Hadley Rossitter
Director of Premium
Seating



Jimmy Dunk
Sr. Premium
Sales Executive



James Nelson
Sr. Premium
Sales Executive



Tony Sukanick
Premium Sales
Executive



Owen Mullin
Premium Sales
Executive



Robert Mansis
Premium Sales
Executive



Tim Gobs
Premium Sales
Executive



Megan Wiseman
Marketing
Coordinator

2015-16 PHILADELPHIA FLYERS

ADVERTISING SALES DEPARTMENT



Bo Koelle
Vice President of
Sales



Mike Garrity
New Business
Development Manager



John Braun
National Sales
Manager



Andrew Humphreys
Local Sales Manager



Joe Watson
Senior Account
Executive



Michael O'Connor
Senior Account
Executive



Rich Rodowicz
Senior Account
Executive



Bryan Collins
Senior Account
Executive



Patrick Furlong
Account Executive



Joe Heyer
Account Executive



Rachael Matreale
Account Executive



Carolina Pugh
Account Executive



Matt Sillman
Account Executive



Sheri Wade
Account Executive



Amanda McDonald
Digital Account
Executive



**Shannan
Archer-Baumann**
Manager, On-Air Media

2015-16 PHILADELPHIA FLYERS

ADVERTISING SALES DEPARTMENT [CONTINUED]



John Fierko
Sponsorship
Manager



Laura Gehring
Client Services
Manager



Bridget Gannon
Client Services
Manager



Amanda Clark
Client Services
Manager



Michael Gerst
Manager, Revenue
Assurance



Stephanie McCaffrey
Office Manager

COMCAST SPORTSNET PHILADELPHIA



Brian Monihan
President &
General Manager



Jon Litner
Group President,
NBC Sports Group



Cynthia Weiss
Vice President of
Marketing



Scott Faccenda
Vice President of
Operations



Michelle Murray
Vice President of
News Programming



Shawn Oleksiak
Vice President/Executive
Producer – Live Events &
Remote Production



Bryan Cooper
Producer



Maureen Quilter
Director of
Communications

2015-16 FLYERS BROADCASTERS

JIM JACKSON PLAY-BY-PLAY ANNOUNCER



Jim Jackson begins his 22nd season as a Flyers broadcaster and his 20th as the club's television play-by-play announcer. He is a six-time Mid-Atlantic Emmy Award winner for Sports Play-By-Play/Color Commentary and twice a winner for Best Live Sports Coverage Series. He was selected as the 2011 Pennsylvania Broadcaster of the Year by the National Sportscasters & Sportswriters Association. For the past nine years, Jackson has also been a member of the broadcast team on the Philadelphia Phillies radio network.

Jackson joined the Flyers in 1993 as the team's radio play-by-play voice and served in that role for two seasons (1993-94 & 1994-95) before moving over to the TV side. He came to the Flyers after spending the previous six years doing play-by-play for the Utica Devils, formerly the New Jersey Devils' American Hockey League affiliate. He also served as sports director for WTLB (AM) Radio in

Utica, New York, and was the play-by-play broadcaster for the Utica Blue Sox (New York Penn League, Class "A" Baseball).

In 2004, Jackson wrote the book titled *Walking Together Forever: The Broad Street Bullies, Then and Now*, which chronicled the members of the 1974 and 1975 Flyers Stanley Cup teams and gave an update on their activities at that time.

Jackson graduated from Syracuse University in 1985 with a degree in Broadcast Journalism, where he handled the play-by-play duties for the university's football, basketball, and lacrosse teams. He is a native of Utica and currently resides in Gloucester Township, New Jersey, with his wife, Bernadette, and their two children, daughter Deanna and son Johnny.

CHRIS THERIEN RINKSIDE ANALYST



Chris Therien enters his second season as the between-the-benches, ice-level analyst for Comcast SportsNet. Therien joined the CSN TV crew in 2014 after spending six seasons as the color analyst for Flyers radio broadcasts, prior to which he was an analyst on Comcast SportsNet's Post-Game Live show following Flyers games. In addition, Therien was a part-time member of SportsRadio 94 WIP's Morning Show, as well as the Glen Macnow Show.

Therien played 11 seasons for the Flyers during two different stints (1994-95 to 2003-04 & 2005-06), recording 29 goals and 130 assists for 159 points and adding 583 penalty minutes in 753 regular season games. He also played 11 games for the Dallas Stars during the 2003-04 season.

Therien's 753 regular season games as a Flyer are the most for a Flyers defenseman and are fourth overall on the team's All-Time List. He was a member of the Canadian Olympic Team that won the Silver Medal at the 1994 Winter Olympic Games in Lillehammer, Norway. Prior

to turning professional, he attended Providence College for three years before joining the Canadian National Team after his junior year at Providence. Therien was drafted by the Flyers in the third round (47th overall) of the 1990 NHL Entry Draft.

Outside of hockey, Therien is an assistant vice president of marketing for Chicago Title Company, a real-estate services firm. He is actively involved with the Trillium Gift of Life Foundation in Canada, which supports organ donation, and is involved with the ALS Hope Foundation and various other charity endeavors. Therien resides in Marlton, New Jersey, with his wife, Diana, and their four children – daughters Isabella, Ava and Alexa and son Christopher.

2015-16 FLYERS BROADCASTERS

KEITH JONES COLOR ANALYST



Keith Jones starts his 10th as an in-booth color analyst for Flyers telecasts. He is also a national studio analyst for NBC's NHL coverage, serving in that role on a national stage during the NHL Winter Classic and the Stanley Cup Final for the past five seasons. In addition to his work on Comcast SportsNet and NBC, Jones also is a member of SportsRadio 94 WIP's Morning Show. Prior to joining the Flyers' game broadcast team, Jones served as an analyst Comcast SportsNet's Post Game Live and Facing Off segments for six seasons.

Jones retired from professional hockey after a nine-year NHL career on November 21, 2000 due to a knee injury. He recorded 117 goals and 141 assists for 258 points and 765 penalty minutes in 491 career regular season games with the Washington Capitals (1992-93 to 1996-97), Colorado Avalanche (1996-97 to 1998-99) and the Flyers (1998-99 through 2000-01). He

was acquired by the Flyers from Colorado in exchange for Shjon Podein on November 12, 1998. He registered 27 goals and 47 assists for 74 points and 164 penalty minutes in 131 games as a Flyer.

Jones was drafted by the Capitals in the seventh round (141st overall) of the 1988 NHL Entry Draft following a four-year vcareer at Western Michigan University. He resides in Shamong, New Jersey with his wife, Laura, and their daughter, Adrian.

BILL CLEMENT COLOR ANALYST



Bill Clement returns for his 12th season as a color commentator on Flyers telecasts. He was the TV color analyst for the Flyers from 1989-1992 and rejoined the club's broadcast team in 2007. A member of both of the Flyers' Stanley Cup championship teams, Clement was also a two-time NHL all-star over his 11-year NHL career with the Flyers, the Washington Capitals and the Flames, both in Atlanta and Calgary.

Clement was the lead color analyst for ESPN's National Hockey Night broadcasts for 15 years. He has also been a studio host for NBC and VERSUS, and has worked as a broadcaster at five Olympic Games. His other broadcast credits include ABC and TNT in the US and CTV, CBC, Rogers Sportsnet and Sirius-XM Radio in Canada.

In addition to his hockey broadcasting career, Clement is also a critically acclaimed speaker, actor and entrepreneur. He has worked on the ABC daytime drama All My Children and done more than 300 television ads for clients such as Chevrolet, Bud Light and Deep Woods Off. He has also provided one of the commentator voices on the EA Sports NHL video games.

FLYERS RADIO NETWORK

TIM SAUNDERS PLAY-BY-PLAY ANNOUNCER



Tim Saunders enters his 18th season as the play-by-play announcer for Flyers radio. He also served as the television play-by-play announcer for the Philadelphia Phantoms for eight seasons.

Saunders joined the Flyers in 1997 after spending two seasons as the play-by-play broadcaster and the Director of Broadcasting for the Cleveland Lumberjacks of the International Hockey League. In that role, Saunders was responsible for all facets of the team's radio and television involvement, including the simulcasts of the Lumberjacks' 20-game television package on Fox Sports Pittsburgh and SportsChannel of Ohio.

A native of Grosse Pointe, Michigan, Saunders began his hockey career as the cable television voice of the Muskegon Fury of the Colonial Hockey League in 1992-93. He then spent two seasons as a broadcaster for the Tulsa Oilers of the Central Hockey League (1993-94 & 1994-95) before moving to Cleveland. Prior to his hockey work, Saunders was the sports director at WOOD Radio in Grand Rapids, Michigan for 10 years.

Tim and his wife, Margie, have two children – daughter Katie and son Steven – and reside in Somerdale, New Jersey.

STEVE COATES COLOR ANALYST



Steve Coates is a 33-year veteran of the Flyers broadcast team. He currently serves as the color analyst for Flyers radio broadcasts on 97.5 the Fanatic and 93.3 WMMR.

A former right wing who appeared in five games with the Detroit Red Wings during the 1976-77 season, Coates has filled several roles with the Flyers since retiring as a player in 1980, when he joined Gene Hart in the Flyers radio booth. His work has ranged from radio color commentary to studio host on Flyers telecasts on both WTAF-TV (Channel 29, 1984 through 1986) and WGBS-TV (Channel 57, 1987 through 1991). He served as the radio color analyst on WIP-AM for six seasons before being named the rinkside reporter for Comcast SportsNet telecasts, a position he held for 16 seasons before returning to radio in 2014. Coates has won two Mid-Atlantic Emmy Awards (2000 & 2004) for Best Live Sports Coverage Series and has

also served as the television color commentator for Philadelphia Phantoms and Flyers Cup telecasts during his career.


Coates played professional hockey for eight different clubs from 1973 through 1980, including his time with the Red Wings in 1976-77. He has also played for the Des Moines Capitals (IHL, 1973-74); Richmond Robins (AHL, 1974-76); Springfield Indians (AHL, 1976-77); Kansas City Red Wings (CHL, 1977-78); Maine Mariners (AHL, 1978); and the Philadelphia/Syracuse Firebirds (AHL, 1978-80). He is a 1973 graduate of Michigan Tech University with a degree in Business Administration.

Steve and his wife, Lynn, reside in Egg Harbor Township, New Jersey. He has a stepdaughter, Kerrie Lynne, who is a pharmacist living in Galloway, New Jersey, with her husband, Keith.



2015-16
PHILADELPHIA
FLYERS

PIERRE-EDOUARD 78 BELLEMARE



LEFT WING

BIRTHDATE: March 6, 1985 | **BIRTHPLACE:** Paris, France

HEIGHT: 5'11" | **WEIGHT:** 198 | **SHOOTS:** Left | **SEASON:** 2nd NHL, 2nd Flyers

ACQUIRED: Free Agent – signed June 11, 2014

2014-15

Appeared in 81 games...scored in two consecutive games Nov. 4 and 6...scored his first NHL goal Oct. 22 at PIT.

CAREER

2013-14: At the IIHF World Championships, led France in assists (5) and finished 3rd on the team in points with 8... Also scored the shootout winner when France upset Canada in the preliminary round... Led France to the Quarterfinal Round... Recorded 35 points (20G, 15A) in 52 games with Skelleftea, then went on to record 14 points (9G, 5A) in 14 playoff games en route to a second consecutive SHL championship. Spent a total of five seasons with Skelleftea, also winning a Swedish championship in **2012-13**... recorded 64 goals and 61 assists for 125 points in 238 career games for Skelleftea... has competed internationally for France every year since 2001... scored five goals in five games at the 2005 World Junior Championships... prior to Skelleftea, played in Sweden's Allsvenskan league for Leksands IF, the same club that produced Michael Raffl... also played professionally in France before moving over to Sweden, posting 69 points (26G, 43A) in 87 career games with Rouen.

CAREER RECORD

YEAR	TEAM	LEAGUE	REGULAR SEASON						PLAYOFFS					
			GP	G	A	PTS	PIM		GP	G	A	PTS	PIM	
2002-03	Rouen	France	11	0	1	1	6							
2003-04	Rouen	France	22	10	10	20	16		4	1	1	2	4	
2004-05	Rouen	France	28	4	15	19	20		12	7	5	12	6	
2005-06	Rouen	France	26	12	17	29	24		9	2	7	9	6	
2006-07	Leksand	Swe-1	44	8	11	19	24		10	1	0	1	4	
2007-08	Leksand	Swe-1	40	14	15	29	12		10	2	3	5	4	
2008-09	Leksand	Swe-1	41	31	18	49	113		10	5	5	10	6	
2009-10	Skellefteå	SHL	49	9	5	14	16		12	2	7	9	8	
2010-11	Skellefteå	SHL	53	10	8	18	20		16	1	4	5	0	
2011-12	Skellefteå	SHL	55	19	17	36	40		15	4	8	12	12	
2012-13	Skellefteå	SHL	29	6	16	22	47		9	0	1	1	2	
2013-14	Skellefteå	SHL	52	20	15	35	32		14	9	5	14	6	
2014-15	FLYERS	NHL	81	6	6	12	18		--	--	--	--	--	
EUROPEAN TOTALS			450	143	148	291	368		121	34	46	80	58	
NHL/FLYERS TOTALS			81	6	6	12	18		--	--	--	--	--	

(a) Signed as a free agent by Philadelphia, June 11, 2014.

MISCELLANEOUS STATS

YEAR	TEAM	LEAGUE	REGULAR SEASON										PLAYOFFS			
			PP	SH	GW	S	S%	+/-	TF	F%	MIN	PP	SH	GW		
2014-15	FLYERS	NHL	0	0	1	113	5.3	-3	761	47.7	12:50	-	--			
NHL/FLYERS TOTALS			0	0	1	113	5.3	-3	761	47.7	12:50	--	--	--		

PIERRE-EDOUARD


78 BELLEMARE



CAREER STATS VS. NHL

TEAM	GP	G	A	PTS	PIM
ANAHEIM	2	0	0	0	0
ARIZONA	2	0	1	1	0
BOSTON	3	0	0	0	0
BUFFALO	3	0	0	0	0
CALGARY	2	0	0	0	0
CAROLINA	5	0	0	0	0
CHICAGO	2	0	0	0	5
COLORADO	2	0	0	0	2
COLUMBUS	5	0	0	0	0
DALLAS	2	0	0	0	0
DETROIT	3	1	0	1	0
EDMONTON	2	1	0	1	0
FLORIDA	3	1	1	2	0
LOS ANGELES	2	0	0	0	2
MINNESOTA	2	0	1	1	2
MONTREAL	3	0	0	0	0
NASHVILLE	2	0	0	0	0
NEW JERSEY	4	0	0	0	2
NY ISLANDERS	4	1	0	1	0
NY RANGERS	3	0	0	0	0
OTTAWA	3	0	0	0	0
PHILADELPHIA	0	0	0	0	0
PITTSBURGH	4	1	1	2	5
SAN JOSE	2	0	0	0	0
ST. LOUIS	2	0	1	1	0
TAMPA BAY	3	1	1	2	0
TORONTO	3	0	0	0	0
VANCOUVER	2	0	0	0	0
WASHINGTON	4	0	0	0	0
WINNIPEG	2	0	0	0	0
NHL TOTALS:	81	6	6	12	18

SEAN 14 COUTURIER



CENTER | koo-TOO-ree-ay, SHAWN

BIRTHDATE: December 7, 1992 | **BIRTHPLACE:** Phoenix, Arizona

HEIGHT: 6'3" | **WEIGHT:** 211 | **SHOOTS:** Left | **SEASON:** 5th NHL, 5th FLYERS

ACQUIRED: Draft-1st round (8th overall) in 2011

2014-15

Appeared in all 82 games for the second consecutive season... recorded his 100th career NHL point (assist) Dec. 29 at ARI... played 24:57 on Nov. 24 at NYI, the second-highest ice time in a single regular season game in his career... recorded first career power play goal Dec. 2 at SJS... recorded a goal and two assists for three points on Oct. 22 at Pittsburgh, his second career game of three or more points... had two six-game point streaks (Dec. 2-13 and Apr. 1-11), which tied career highs... had two four-game assist streaks (Dec. 3-11 and Apr. 1-7).

CAREER

2013-14: Appeared in all 82 games... led all NHL forwards in total shorthanded ice time (281:22) and tied for the league lead among forwards in average shorthanded ice time per game (3:25)... averaged 19:05 of ice time per game, an increase of more than three minutes over his 2012-13 average... scored three goals over the last four games of the season... Played a career-high 25:43 on Dec. 15 at WSH... Set a new career high with a four-point game (2G, 2A) on Dec. 4 at DET. **2012-13:** Posted assists in four consecutive games from Feb. 18-23... recorded his first career two-assist game at TOR on March 4... played his 100th career NHL game on March 7 vs. PIT. **2011-12: Playoffs:** Registered 4 points (3G, 1A) along with two PIM... Recorded his 1st hat trick on April 13 at PIT in Game 2 of the Eastern Conference Quarterfinals... **Regular Season:** Scored game-winner against NJD on March 13... Posted a 5-game goal-scoring streak Jan. 8-17 (5G, 1A), which marked the first time in franchise history that 2 rookies had posted 5-game goal-scoring streaks in the same season (Matt Read, Nov. 13-21)... Scored his 2nd short-handed goal of the season, also the game-winning goal, against MIN on Jan. 17... Scored the GWG on Jan. 10 at CAR and on Jan. 12 at NYI... Missed 4 games (Dec. 19-27) after taking slapshot to the side of the head vs. BOS on Dec. 17... Recorded 2 goals vs. CBJ on Nov. 5... Recorded 1st NHL goal at OTT on Oct. 18... Recorded 1st NHL point, an assist, on Oct. 12 vs. VAN... Made his NHL debut on Oct. 6 at BOS as the first 18-year-old to make the Flyers opening night roster since defenseman Luca Sbisa did so in 2008... **2010-11:** Appeared in 58 games for Drummondville Voltigeurs (QMJHL)... Tied for 4th in QMJHL with 96 points (36G, 60A), hitting that number for the 2nd consecutive year... Named the league's Most Valuable Player, top 2011 Draft Prospect and was selected as a First-Team All-Star... Also finished 2nd in the league with a plus-55 rating... Was the youngest and only draft-eligible player on Team Canada at the 2011 World Junior Hockey Championships, winning a silver medal... **2009-10:** Played 68 games for Drummondville... Recorded 96 points (41G, 55A) to lead the QMJHL in scoring, becoming the first 17-year-old to do so since Sidney Crosby with Rimouski Oceanic in 2004-05... Also led the team with a plus-62 rating while often playing against the opposition's top players... **2008-09:** Appeared in 58 games for the Drummondville Voltigeurs (QMJHL)... Recorded 31 points (9G, 22A)... Won a gold medal with Canada's Under-18 team at the 2009 Memorial of Ivan Hlinka tournament... **2007-08:** Played for the Notre Dame Hounds in 2007-08, winning the Saskatchewan Midget AAA championship alongside Jaden Schwartz (14th overall by St. Louis in 2010) and Brandon Gormley (13th overall by Phoenix in 2010)... **Personal:** Father Sylvain was drafted 65th overall by Los Angeles in 1986 and played 33 games with the Kings between 1988-89 and 1991-92.

SEAN 14 COUTURIER

STATISTICAL CAREER HIGHS

	FLYERS	CAREER
MOST GOALS (GAME)	2 (TWO TIMES)	2 (TWO TIMES)
MOST ASSIST (GAME)	2 (EIGHT TIMES)	2 (EIGHT TIMES)
MOST POINTS (GAME)	4 (vs. DET, 12/4/13)	4 (vs. DET, 12/4/13)
MOST GOALS (SEASON)	15 (2014-15)	15 (2014-15)
MOST ASSIST (SEASON)	26 (2013-14)	26 (2013-14)
MOST POINTS (SEASON)	39 (2013-14)	39 (2013-14)
LONGEST GOAL-SCORING STREAK	5 GAMES (1/8/12-1/17/12)	5 GAMES (1/8/12-1/17/12)
LONGEST ASSIST-SCORING STREAK	4 GAMES (THREE TIMES)	4 GAMES (THREE TIMES)
LONGEST POINT-SCORING STREAK	6 GAMES (THREE TIMES)	6 GAMES (THREE TIMES)

CAREER RECORD

CAREER RECORD			REGULAR SEASON						PLAYOFFS					
YEAR	TEAM	LEAGUE	GP	G	A	PTS	PIM	GP	G	A	PTS	PIM		
2008-09	Drummondville	QMJHL	58	9	22	31	14	19	1	7	8	8		
2009-10	Drummondville	QMJHL	68	41	55	96	47	14	10	8	18	18		
2010-11	Drummondville(a)	QMJHL	58	36	60	96	36	10	6	5	11	14		
2011-12	FLYERS	NHL	77	13	14	27	14	11	3	1	4	2		
2012-13	PHANTOMS	AHL	31	10	18	28	16	--	--	--	--	--		
	FLYERS	NHL	46	4	11	15	10	--	--	--	--	--		
2013-14	FLYERS	NHL	82	13	26	39	45	7	0	0	0	6		
2014-15	FLYERS	NHL	82	15	22	37	28	--	--	--	--	--		
QMJHL TOTALS			184	86	137	223	97	43	17	20	37	40		
AHL TOTALS			31	10	18	28	16	--	--	--	--	--		
FLYERS/NHL TOTALS			287	45	73	118	97	18	3	1	4	8		

(a) Drafted by the Flyers in the first round (8th overall) of the 2011 NHL Entry Draft

MISCELLANEOUS STATS

MISCELLANEOUS STATS			REGULAR SEASON								PLAYOFFS			
YEAR	TEAM	LEAGUE	PP	SH	GW	S	S%	+/-	TF	F%	MIN	PP	SH	GW
2011-12	FLYERS	NHL	0	2	4	116	11.2	18	788	47	14:08	0	0	0
2012-13	FLYERS	NHL	0	0	0	75	5.3	-8	553	43.9	15:53	--	--	--
2013-14	FLYERS	NHL	0	1	2	165	7.9	1	117	48.7	19:05	0	0	0
2014-15	FLYERS	NHL	1	1	0	148	10.1	4	1330	48.4	18:23	--	--	--
FLYERS/NHL TOTALS			1	4	6	504	34.5	15	2788	47.1	17:03	0	0	0


SEAN 14 COUTURIER



CAREER STATS VS. NHL

TEAM	GP	G	A	PTS	PIM
ANAHEIM	5	0	2	2	0
ARIZONA	6	0	4	4	0
BOSTON	13	1	2	3	2
BUFFALO	13	2	5	7	4
CALGARY	5	1	1	2	0
CAROLINA	16	5	3	8	6
CHICAGO	5	0	1	1	0
COLORADO	4	0	2	2	6
COLUMBUS	10	4	1	5	4
DALLAS	4	1	1	2	12
DETROIT	8	3	3	6	7
EDMONTON	4	0	0	0	0
FLORIDA	13	2	3	5	0
LOS ANGELES	5	0	2	2	0
MINNESOTA	5	2	0	2	0
MONTREAL	13	3	3	6	16
NASHVILLE	6	2	1	3	0
NEW JERSEY	19	2	3	5	2
NY ISLANDERS	18	2	8	10	4
NY RANGERS	18	1	5	6	0
OTTAWA	13	4	4	8	7
PHILADELPHIA	0	0	0	0	0
PITTSBURGH	19	1	9	10	8
SAN JOSE	5	1	2	3	5
ST. LOUIS	5	0	0	0	2
TAMPA BAY	12	2	0	2	4
TORONTO	12	1	3	4	0
VANCOUVER	5	0	1	1	2
WASHINGTON	16	3	4	7	2
WINNIPEG	10	2	0	2	4
NHL TOTALS:	287	45	73	118	97

MICHAEL 15 DEL ZOTTO



DEFENSE

BIRTHDATE: June 24, 1990 | **BIRTHPLACE:** Stouffville, Ontario

HEIGHT: 6'0" | **WEIGHT:** 195 | **SHOOTS:** Left | **SEASON:** 8th NHL, 2nd FLYERS

ACQUIRED: Free Agent – signed August 5, 2014

2014-15

Recorded a total of 32 points over 64 games... played a career-high 30:18 in a 3-2 OTL vs. SJS on March 28... scored his first goal as a Flyer Nov. 6 vs. FLA... tallied a six-game point streak Jan. 17-31... posted a three-game assist streak Oct. 11-18.

CAREER

2013-14: Appeared in 25 games for Nashville, recording a goal and four assists... acquired by Nashville from NY Rangers on January 22, 2014 in exchange for D Kevin Klein. Prior to the trade, appeared in 42 games for NYR, recording two goals and nine assists. **2012-13:** Led Rangers defensemen in points (21) and assists (18), ranked third in goals (three), and ranked fourth on the team in assists ... Tied for the team lead in power play assists (eight) and fifth in power play points (eight) ... Posted five multipoint performances ... Notched his 100th career NHL point with a shorthanded goal, tallied the lone assist on the game-winning goal, registered three shots and three hits, and posted a plus-two rating in 20:51 of ice time on Mar. 19 at NJD ... Tallied five points (one goal, four assists) in a four-game span from Mar. 19 at NJD to Mar. 26 at PHI ... Recorded two points in consecutive games on Jan. 26 vs. TOR (one goal, one assist) and Jan. 29 vs. PHI (one goal, one assist) ... Ranked fourth on the team in playoff hits (34) and blocked shots (22) and finished fifth on the team in average ice time during the playoffs (21:10) ... Tallied a goal and a playoff career high, plus-three rating in Game 7 of the Eastern Conference Quarterfinals on May 13 at WSH. **2011-12:** Established career-highs in goals (10), assists (31), points (41), penalty minutes (36), plus/minus rating (plus-20), blocked shots (95), shorthanded goals (one), shorthanded assists (two), shorthanded points (three), game-winning goals (two), and shots (113) ... Ranked first among NHL defensemen in shorthanded points ... Led all Rangers defensemen in goals, assists and points ... Ranked fifth on the team in points and power play points (14), fourth in assists, and second in power play assists (13) ... Reached the 40-point and 10-goal marks for the first time with a career-high three-point effort (career-high two goals and one assist) while skating in his 200th career NHL game on Mar. 30 vs. MTL; Became the first Rangers defenseman to score two goals in the third period since James Patrick in 1988 ... notched a shorthanded goal and a power play assist on Mar. 28 at WPG; Set career-highs in assists and points for a season ... Posted a career-high, four-game assist streak from Dec. 5 vs. TOR to Dec. 11 vs. FLA (five assists over the span) ... Tallied an assist and posted a career-high, plus-four rating on Dec. 11 vs. FLA ... Tallied a shorthanded assist in two straight games (Dec. 8 - Dec. 10), including his first career shorthanded assist/point on Dec. 8 vs. TBL ... Tallied a power play assist in three consecutive games from Nov. 26 vs. PHI to Dec. 1 at CAR (three assists) ... Ranked fourth among NHL defensemen during the playoffs in points (10), tied for fourth in assists (eight), sixth in goals (two), fourth in shots (35), third in power play assists (three) and second in power play points (four) ... Tied for fourth on the team in points, third in assists, and second in power play assists and power play points ... Ranked second among team defensemen in assists and points ... Posted two multi-point efforts ... Made his playoff debut on Apr. 12 vs. OTT in Game 1 of the Eastern Conference Quarterfinals ... Recorded his first career playoff point with an assist on Apr. 14 vs. OTT ... Led all defensemen in scoring with six points and tied for first among all skaters with four assists in the Rangers Eastern Conference Semifinal series against WSH ... Skated in a career-high, 43:33 of ice time on May 2 at WSH ... Tallied two points (one goal, one assist), including the series-clinching goal at 10:05 of the third period, and led all skaters with eight hits on May 12 vs. WSH in Game 7 of the Eastern Conference Semifinals. **2010-11:** Skated in his 100th career NHL game on Nov. 19 at COL ... Registered an assist in back to back games on Nov. 1 vs. CHI and Nov. 4 at PHI ... Recorded three points (one goal, two assists) in a two-game span from Oct. 11 at NYI to Oct. 15 vs. TOR ... Tallied two points (one goal, one assist) on Oct. 11 at NYI. **2009-10:** Made his NHL debut on Oct. 2 at PIT ... Named to the 2010 NHL All-Rookie Team ... Led all NHL rookies in power play assists (18), ranked second in power play points (22) and tied for fifth in power play goals (four) ... Ranked second in the NHL among rookies in hits (162), fourth in assists (28) and blocked shots (92), and seventh in points (37) ... Led the Ranger in power play assists, ranked second in power play points, third in assists, tied for fourth in points, and ranked fifth in power play goals and eighth in goals ... Led all team defensemen in goals, assists and points ... Named NHL Rookie of the Month for October, registering four goals, including three power play tallies, and eight assists to lead all rookies with 12 points in 14 games over the span ... Registered eight points (two goals and six assists) in a seven-game span from Mar. 21 at BOS to Apr. 3 at FLA ... Recorded two power play points (one goal and one assist), including his first career NHL assist on Oct. 5 at NJD ... Tallied his first career NHL point with the game-winning goal on Oct. 3 vs. OTT, becoming the first teenager to score a goal for the Rangers since Manny Malhotra (1998-99) and the second youngest defenseman in team history to accomplish the feat behind Red Garrett. **2010-11:** Ranked second among Connecticut defensemen in power play assists (five), tied for second in shorthanded assists (two), and tied for fifth among team defensemen in assists (seven) despite only skating in 11 AHL contests ... Tallied an assist on the game-winning goal while making his AHL debut on Jan. 5 at Worcester ... Posted his first career AHL multi-point performance with two assists on Jan. 21 vs. Hamilton ... Registered a four-game assist streak from Jan. 15 vs. Providence to Jan. 22 at Springfield, registering five assists over the span ... Missed Connecticut's final 25 games due to a broken finger suffered on Mar. 2 vs. Springfield. **2008-09:** Split the season between Oshawa and London ... Established a career high in assists (50), and tied his career-high in points (63) ... Ranked sixth among OHL defenseman in assists, and tied for sixth in goals (13) and points ... His 50 assists also ranked 11th among all OHL skaters, while his 32 power play assists ranked fifth in the league ... Selected to his second career OHL All-Star Game. **2007-08:** Drafted by NYR in the 1st round (20th overall) of the 2008 NHL Entry Draft... tied for third among OHL defensemen in points (63), and fourth in goals (16) and assists (47) ... Led all OHL defensemen and tied for fifth in the league overall in shorthanded goals (five) ... Also tied for the team lead in playoff goals by a defenseman (two). **2006-07:** Named to the 2007 OHL First All-Rookie Team ... Led all OHL rookie defensemen in assists (47) and points (57) ... His 47 assists also tied for third among all OHL defensemen ... Selected to participate in the OHL All-Star Game, becoming the first 16-year old defenseman ever to play in the OHL All-Star Classic; registered two assists in the contest.

MICHAEL 15 DEL ZOTTO

STATISTICAL CAREER HIGHS

	FLYERS	CAREER
MOST GOALS (GAME)	1 (10 TIMES)	2 (vs. MTL, 3/30/12)
MOST ASSIST (GAME)	2 (4 TIMES)	2 (13 TIMES)
MOST POINTS (GAME)	2 (4 TIMES)	3 (vs. MTL, 3/30/12)
MOST GOALS (SEASON)	10 (2014-15)	10 (2011-12)
MOST ASSIST (SEASON)	22 (2014-15)	31 (2011-12)
MOST POINTS (SEASON)	32 (2014-15)	41 (2011-12)
LONGEST GOAL-SCORING STREAK	N/A	2 GAMES (FIVE TIMES)
LONGEST ASSIST-SCORING STREAK	3 GAMES	4 GAMES (12/5/11-12/11/11)
LONGEST POINT-SCORING STREAK	6 GAMES	6 GAMES

CAREER RECORD

YEAR	TEAM	LEAGUE	REGULAR SEASON					PLAYOFFS				
			GP	G	A	PTS	PIM	GP	G	A	PTS	PIM
2006-07	Oshawa	OHL	64	10	47	57	78	9	3	9	12	14
2007-08	Oshawa (a)	OHL	64	16	47	63	82	15	2	6	8	38
2008-09	Oshawa	OHL	34	7	26	33	48	--	--	--	--	--
	London	OHL	28	6	24	30	30	14	3	16	19	18
2009-10	NY Rangers	NHL	80	9	28	37	32	--	--	--	--	--
2010-11	NY Rangers	NHL	47	2	9	11	20	--	--	--	--	--
	Hartford	AHL	11	0	7	7	8	--	--	--	--	--
2011-12	NY Rangers	NHL	77	10	31	41	36	20	2	8	10	12
2012-13	Rapperswil-Jona Swiss-A		9	2	5	7	10	--	--	--	--	--
	NY Rangers	NHL	46	3	18	21	18	12	1	1	2	8
2013-14	NY Rangers (b)	NHL	42	2	9	11	10	--	--	--	--	--
	Nashville	NHL	25	1	4	5	8	--	--	--	--	--
2014-15	FLYERS	NHL	64	10	22	32	34	--	--	--	--	--
NHL TOTALS			381	37	121	158	158	32	3	9	12	20
OHL TOTALS			190	39	144	183	238	38	8	31	39	70
AHL TOTALS			11	0	7	7	8	--	--	--	--	--
FLYERS TOTALS			64	10	22	32	34	--	--	--	--	--

(a) Drafted by NY Rangers in the first round (20th overall) of the 2008 NHL Entry Draft

(b) Traded to Nashville by NY Rangers for Kevin Klein on January 22, 2014

(c) Signed as a free agent by Philadelphia August 5, 2014

MISCELLANEOUS STATS

MISCELLANEOUS STATS			REGULAR SEASON							PLAYOFFS				
YEAR	TEAM	LEAGUE	PP	SH	GW	S	S%	+/-	TF	F%	MIN	PP	SH	GW
2009-10	NY Rangers	NHL	4	0	1	81	11.1	-20	--	--	18:58	--	--	--
2010-11	NY Rangers	NHL	2	0	0	58	3.4	-5	--	--	19:29	--	--	--
2011-12	NY Rangers	NHL	1	1	2	113	8.8	20	--	--	22:26	1	0	1
2012-13	NY Rangers	NHL	0	1	0	81	3.7	6	--	--	23:10	0	0	0
2013-14	NY Rangers	NHL	1	0	0	64	3.1	-5	--	--	17:44	--	--	--
	Nashville	NHL	0	0	0	26	3.8	-4	--	--	16:17	--	--	--
2014-15	FLYERS	NHL	1	1	4	119	8.4	-5	--	--	21:55	--	--	--
NHL TOTALS			9	3	7	542	6.8	-13	--	--	20:26	1	0	1
FLYERS TOTALS			1	1	4	119	8.4	-5	--	--	21:55	--	--	--

MICHAEL
15 DEL ZOTTO



CAREER STATS VS. NHL

TEAM	GP	G	A	PTS	PIM
ANAHEIM	8	1	2	3	2
ARIZONA	7	1	3	4	0
BOSTON	16	2	5	7	2
BUFFALO	20	0	10	10	6
CALGARY	8	0	1	1	2
CAROLINA	17	0	6	6	6
CHICAGO	8	0	4	4	2
COLORADO	7	0	0	0	4
COLUMBUS	12	3	5	8	4
DALLAS	6	1	1	2	2
DETROIT	7	0	3	3	0
EDMONTON	7	0	2	2	4
FLORIDA	17	2	6	8	8
LOS ANGELES	7	0	2	2	4
MINNESOTA	5	1	0	1	2
MONTREAL	15	3	4	7	8
NASHVILLE	6	0	2	2	4
NEW JERSEY	24	3	7	10	10
NY ISLANDERS	25	4	7	11	12
NY RANGERS	4	1	0	1	2
OTTAWA	15	1	3	4	2
PHILADELPHIA	22	2	8	10	0
PITTSBURGH	27	1	7	8	18
SAN JOSE	4	1	1	2	2
ST. LOUIS	9	2	0	2	2
TAMPA BAY	16	0	7	7	8
TORONTO	18	4	5	9	10
VANCOUVER	5	1	1	2	6
WASHINGTON	23	1	8	9	14
WINNIPEG	16	2	11	13	12
NHL TOTALS:	381	37	121	158	158

SAM 89 GAGNER

CENTER | GAH-n'yay, SAM

BIRTHDATE: August 10, 1989 | **BIRTHPLACE:** London, Ontario

HEIGHT: 5'11" | **WEIGHT:** 202 | **SHOOTS:** Right | **SEASON:** 9th NHL, 1st Flyers

ACQUIRED: Trade from Arizona- June 27, 2015



2014-15

Appeared in 81 games for ARI... Finished 2nd on the team in goals (15), assists (37), and points (41)... Ranked 3rd on the team in power play goals (6) and overtime goals (1)... Finished 5th on the team in shots (183), a career high... Recorded three three-game point streaks, last from Jan. 29 - Feb. 1 (2G,2A)... Recorded game-winning goal on Mar. 26 @ Buffalo... Registered 7 multi-point games... Recorded a 4-point game on Dec. 14 @ EDM (2G,2A).

CAREER

2013-14: Appeared in 67 games for EDM... Finished 5th on the team in assists (27), points (37), and shots (143)... Recorded five multi-point games... Recorded a five-game point streak from Mar. 1-11 (1G, 6A)... Posted a three-game point streak from Nov. 28 - Dec. 1 (1G, 2A)... Recorded a four-game point streak from Nov. 15-21 (1G, 3A)... Recorded one game-winning goal on Nov. 21 vs. FLA. **2012-13:** Appeared in 48 games for EDM... Finished 2nd on the team in assists (24) and points (38)... Finished 4th on the team in goals (14)... Finished 3rd on the team in power play goals (4) and shots (113)... One of two players to record an overtime goal this season (Feb. 28 @ DAL)... Ranked 4th on the team in TOI (140:37)... Recorded eight multi-point games... Recorded one game-winning goal on Jan. 24 vs LAK... Posted a five-game point streak from Mar. 10-20 (4G,2A)... Had a three-game point streak from Feb. 23-28 (1G, 2A)... Started the season with a career high 10-game point streak (3-8-11). **2011-12:** Appeared in 75 games for EDM... Recorded career highs in goals (18)... Ranked 3rd on the team with assists (29) and power play goals (6)... Finished 4th on the team in points (47), shots (149), and face off win percentage (47.6)... Finished 5th on the team in goals (18)... Registered eight multi-point games... Recorded two five-game point streaks, from Feb. 2-8 (8G, 7A) and (Dec. 31-Jan. 7 (2G, 4A)... Tied a franchise record (Gretzky and Coffey) tallying eight points on Feb. 2 vs. CHI (4G, 4A). **2010-11:** Appeared in 68 games for EDM... Finished 2nd on the team in short-handed goals (1)... Finished 2nd on the team in assists (27) and game-winning goals (2)... Finished 3rd on the team in points (42)... Finished 5th on the team in goals (15), shots (138), and face off win percentage (43.8)... Finished 6th on the team in power play goals (3)... Posted eight multi-point games... Recorded a five-game point streak from Nov. 27-Dec. 4 (2G, 4A)... Posted a four-game point streak from Dec. 14-23 (1G, 4A)... Started the season with a four-game assist streak. **2009-10:** Appeared in 68 games for EDM... Finished 2nd on the team in assists (26) and points (41)... Finished 3rd on the team in goals (15), power play goals (6), and shots (170)... Registered seven multi-point games... Recorded two five-game point streaks, from Jan. 28-Feb. 4 (2G, 3A) and Dec. 31-Jan. 12 (1G, 4A)... Posted a four-game point streak from Oct. 16-24 (2G, 5A)... Registered one game-winning goal on Oct. 19 vs. VAN. **2008-09:** Appeared in 76 games for EDM... Finished 3rd on the team in power play goals (6)... Finished 5th on the team in points (41) and shots (156)... Finished 6th on the team in goals (16) and assists (25)... Recorded one game-winning goal on Jan. 11 vs. STL... Registered nine multi-point games... Posted a six-game point streak from Mar. 10-20 (5G, 4A)... Recorded a three-game point streak from Mar. 31-Apr. (2G, 4A)... Recorded his first career hat trick on Mar. 19 @ COL... Registered a pair of assists in back-to-back games Dec. 31 at CGY and Jan. 3 vs. DAL. **2007-08:** Appeared in 79 games for EDM... Registered 13 goals, 36 assists, and 49 points in a career-high 79 games as the youngest player in the NHL... Finished 2nd on the team in assists (36), ranked 3rd on the Oilers all-time list... Finished 3rd on the team in points (49) as a rookie... Finished 6th on the team in power play goals (4)... Finished 4th on the team in shots (135)... Recorded a game-winning goal on Mar. 22 vs. COL... Finished 7th in voting for the Calder Trophy as NHL Rookie of the Year... Named to the NHL Young Stars Game as part of NHL All-Star Weekend... Registered a nine-game point streak from Feb. 4-24 (3G, 9A), the second longest point streak of the season for an NHL rookie... Recorded an Oilers record eight-game assist streak from Feb. 4-22 (9A)... Recorded a four-game point streak from Dec. 7-13 (1G, 4A). **2006-07:** Appeared in 53 games with the London Knights (OHL)... Recorded 35 goals, 83 assists, and 118 points... Posted a plus-32 rating... Recorded 20 power-play goals... Finished 3rd on the team in scoring, 5th in the OHL... Ranked 2nd in scoring amongst OHL rookies behind teammate Patrick Kane... Appeared in the 2007 CHL Top Prospects Game... Became a member of the Western Conference All-Stars at the OHL All-Star Classic.

SAM 89 GAGNER

STATISTICAL CAREER HIGHS

	FLYERS	CAREER
MOST GOALS (GAME)		4 (vs. CHI, 2/2/12)
MOST ASSIST (GAME)		4 (vs. CHI, 2/2/12)
MOST POINTS (GAME)		8 (vs. CHI, 2/2/12)
MOST GOALS (SEASON)		18 (2011-12)
MOST ASSIST (SEASON)		36 (2007-08)
MOST POINTS (SEASON)		49 (2007-08)
LONGEST GOAL-SCORING STREAK		2 GAMES (12 TIMES)
LONGEST ASSIST-SCORING STREAK		8 GAMES (2/4/08-2/22/08)
LONGEST POINT-SCORING STREAK		9 GAMES (2/4/08-2/24/08)

CAREER RECORD

YEAR	TEAM	LEAGUE	REGULAR SEASON					PLAYOFFS				
			GP	G	A	PTS	PIM	GP	G	A	PTS	PIM
2005-06	Sioux City	USHL	56	11	35	46	60	--	--	--	--	--
2006-07	London	OHL	53	35	83	118	36	16	7	22	29	22
2007-08	Edmonton	NHL	79	13	36	49	23	--	--	--	--	--
2008-09	Edmonton	NHL	76	16	25	41	51	--	--	--	--	--
2009-10	Edmonton	NHL	68	15	26	41	33	--	--	--	--	--
2010-11	Edmonton	NHL	68	15	27	42	37	--	--	--	--	--
2011-12	Edmonton	NHL	75	18	29	47	36	--	--	--	--	--
2012-13	Edmonton	NHL	48	14	24	38	23	--	--	--	--	--
2013-14	Edmonton	NHL	67	10	27	37	41	--	--	--	--	--
2014-15	Arizona	NHL	81	15	26	41	28	--	--	--	--	--
NHL TOTALS			562	116	220	336	272	--	--	--	--	--

(a) Traded to Tampa Bay by Edmonton for Teddy Purcell, June 29, 2014.

(b) Traded to Arizona by Tampa Bay with B.J.Crombeen for Arizona's 6th round choice (Kristian Oldham) in 2015 Entry Draft, June 29, 2014.

(c) Traded to Philadelphia by Arizona for Nicklas Grossmann and Chris Pronger, June 27, 2015.

MISCELLANEOUS STATS

MISCELLANEOUS STATS				REGULAR SEASON						PLAYOFFS				
YEAR	TEAM	LEAGUE	PP	SH	GW	S	S%	+/-	TF	F%	MIN	PP	SH	GW
2007-08	Edmonton	NHL	12	0	1	135	9.6	-21	299	41.8	--	--	--	--
2008-09	Edmonton	NHL	5	0	1	156	10.3	-1	689	42.1	--	--	--	--
2009-10	Edmonton	NHL	11	0	1	170	8.8	-8	709	47.4	--	--	--	--
2010-11	Edmonton	NHL	6	0	2	138	10.9	-17	935	43.9	--	--	--	--
2011-12	Edmonton	NHL	6	0	0	149	12.1	5	701	47.6	--	--	--	--
2012-13	Edmonton	NHL	11	2	1	113	12.4	-6	741	43.9	--	--	--	--
2013-14	Edmonton	NHL	6	1	1	143	7	-29	963	46.8	--	--	--	--
2014-15	Arizona	NHL	6	0	1	183	8.2	-28	766	47.1	--	--	--	--
NHL TOTALS			63	3	8	1187	9.8	-105	5803	45.4				

SAM 89 GAGNER

CAREER STATS VS. NHL

TEAM	GP	G	A	PTS	PIM
ANAHEIM	29	6	9	15	27
ARIZONA	24	2	7	9	14
BOSTON	8	0	0	0	0
BUFFALO	7	2	3	5	2
CALGARY	42	10	15	25	16
CAROLINA	9	1	5	6	2
CHICAGO	29	10	13	23	8
COLORADO	40	15	24	39	33
COLUMBUS	26	10	15	25	6
DALLAS	28	7	9	16	27
DETROIT	24	6	8	14	6
EDMONTON	5	2	3	5	2
FLORIDA	9	1	2	3	2
LOS ANGELES	26	3	6	9	17
MINNESOTA	34	2	12	14	16
MONTREAL	10	4	3	7	4
NASHVILLE	25	5	12	17	11
NEW JERSEY	8	1	1	2	0
NY ISLANDERS	8	1	2	3	2
NY RANGERS	9	2	2	4	2
OTTAWA	10	3	3	6	4
PHILADELPHIA	9	0	4	4	2
PITTSBURGH	6	0	1	1	4
SAN JOSE	32	5	16	21	14
ST. LOUIS	26	6	11	17	12
TAMPA BAY	9	0	8	8	6
TORONTO	11	4	5	9	4
VANCOUVER	42	5	17	22	17
WASHINGTON	7	1	1	2	6
WINNIPEG	10	2	3	5	6
NHL TOTALS:	562	116	220	336	272

CLAUDE 28 GIROUX

CENTER | zhih-ROO, KLOHD

BIRTHDATE: January 12, 1988 | **BIRTHPLACE:** Hearst, Ontario

HEIGHT: 5'11" | **WEIGHT:** 185 | **SHOOTS:** Right | **SEASON:** 8th NHL, 8th Flyers

ACQUIRED: Draft – 1st Round (22nd overall) in 2006



2014-15

Appeared in 81 games... Ranked 3rd in the NHL in power play goals (14), 9th in assists (48), 10th in points (73)... ranked 2nd on the team in scoring with 73 points (25G, 48A)... recorded four two-goal games on the season... ascended to 16th place on the Flyers All Time Scoring List, a jump of four spots... took the second-most faceoffs in the NHL (1878) and won 56.6 percent of them, the second-best winning percentage in the league among the 32 players who took 1200 or more faceoffs... represented the Flyers at the 2015 Bridgestone NHL All-Star Weekend... recorded a four-point night (2G, 2A) in a 7-4 win at TOR... did not play in a 5-2 loss at New Jersey, snapping a streak of 168 consecutive regular season games played... was the first regular season game he'd missed since April 7, 2012 and just the sixth game he'd missed since the start of the 2009-10 season... Went 23-for-28 (82 percent) in the faceoff circle, including 10-for-10 in the first period, on Nov. 22 vs. CBJ, becoming the first Flyer since 2005 (Michal Handzus) to win 23 or more faceoffs in a game... Recorded a five-game scoring streak Nov. 4-15 (3-5-8)... Recorded his fourth career regular-season overtime game-winning goal 2:49 into overtime in a 6-5 win at Dallas on Oct. 18... Reached 300 assists in NHL and as a Flyer Mar. 3 vs. CGY... Recorded 400th point in NHL and as a Flyer Nov. 22 vs. CBJ... Reached 200 PIM in NHL and as a Flyer Dec. 27 @ NSH... Recorded a 6 game point streak Dec. 3-16 (1-7-8).

CAREER

2013-14: Ranked 3rd in the NHL in scoring with 86 points, 4th in assists (58), 2nd in power play assists (30), 4th in power play points (37), 14th in game winning goals (7, career-high), 3rd in faceoffs taken (1783) and 4th in faceoffs won (931)... Finalist for the Hart Trophy... Led the Flyers in scoring with 86 points (28G, 58A), assists (58), and game winning goals (7)... Ranked 2nd on the team in goals (28)... Was one of seven Flyers to appear in all 82 games... Climbed to 20th on the Flyers' all-time scoring list, a jump of eight spots... Won the Bobby Clarke Award as MVP of the team... Won the Toyota Cup as the Flyer who accumulated the most points associated with being selected as a "Star of the Game," being named First Star 7 times, Second Star 6 times and Third Star once for a total of 54 points... Recorded a career-high nine-game scoring streak from Dec. 11-30, recording six goals and 11 assists for 17 points in that time... Scored his 100th goal in the NHL and as a Flyer on Dec. 19 vs. CBJ, a game-winner with 1:39 remaining... the game was the sixth of his career with four points or more (2G, 2A)... Reached 300 points in the NHL and as a Flyer on Nov. 12 at OTT. **2012-13:** Led the Flyers in assists with 35 (7th in NHL) and in overall scoring with 48 points (13G, 35A, 14th in NHL)... Led the league in faceoffs taken (1182) and won (644) for a FO% of 54.5. Also led the league by taking 40.7% of the Flyers' faceoffs over the season... was one of only two players to appear in all 48 regular season games... won the Toyota Cup as the Flyer who accumulated the most points associated with being selected as a "Star of the Game," being named First Star 4 times, Second Star twice and Third Star twice for a total of 28 points... Recorded 3 points (1G, 2A) on April 15 at MTL and on March 31 vs. WSH... scored 23 seconds into the game vs. WSH on Feb. 27... recorded two goals and an assist on Feb. 18 at NYI, starting a six-game point streak (4G, 8A) that lasted through Feb. 27... Recorded 14 multi-point games out of 48 played (29.2 percent)... played his 300th career NHL game on Feb. 15 at NJD... Named the 19th captain in Flyers history on Jan. 15... **2011-12: Playoffs:** Appeared in 10 games... Led the team in scoring with 17 points (8G, 9A) along with 13 penalty minutes... Received a 1-game suspension on May 7 for a hit on NJD's Danis Zubrus during Game 4 of the ECQF... Scored 14 points in the ECQF vs. PIT, leading all NHL players... Became just the 2nd player in Flyers history to score 14 or more points in a playoff series, trailing only Tim Kerr's 15 points (10G, 5A) in the 1989 Division Finals vs. PIT... Became only the second NHL player since 1993 to score at least 14 points in a playoff series of fewer than 7 games (S. Crosby, PIT, 14 in 6 gm series vs. OTT in 2010)... Scored game's first goal 32 sec into ECQF Gm 6 after delivering hit on S. Crosby off opening faceoff... Set a Flyers franchise record for points in a playoff game with his 6-point night in Game 2 of the ECQF (3G, 3A). **Regular Season:** Recipient of the Bobby Clarke Trophy as Flyers MVP for the second consecutive year... Also the recipient of the Flyers Toyota Cup, earning the most points via a formula for being named a Star of the Game... Finished third in the NHL in scoring with career highs of 28G, 65A and 93 points, the best season for a Flyer since Eric Lindros had 93 points in 1998-99... 65A were the most assists by a Flyer since Lindros posted 68 in 1995-96 and were the 9th most in a season in franchise history... Became the fourth Flyer ever to record 50 or more assists in consecutive seasons (B. Clarke, B. Propp, M. Recchi)... Led the league in PP points (38 – 6G, 32A)... Set a career high with his 26th goal of the season on Mar. 15 against NYI... Recorded 3 assists on March 1 vs. NYI, his 8th game of 3 or more points this season... Recorded a career-high 5 assists against BUF on Feb. 16... Recorded his 200th point in the NHL and as a Flyer on Jan. 17th vs. MIN (assist)... Scored 1 of the Flyers' 2 goals in the 2012 Bridgestone NHL Winter Classic at Citizens Bank Park... Posted his 4th career 4-point game on Dec. 21 at DAL in his first-game back after missing 4 games with a concussion... Recorded his 3rd career 4-point game and scored this season on Dec. 7 at BUF... Scored the GWG in 3 consecutive games on the road at ANA, PHX, and BUF (Dec. 2-7)... Recorded his 1st 2-goal game of the season and the 5th of his career at CAR on Nov. 14... Registered his 2nd career 4-point game with a goal and 3 assists, along with a plus-4 on Oct. 29 vs. CAR... Started the season with goals in 5 of the Flyers' 1st 6 games (5-3-8), including 3 points (1G, 2A) in the home opener vs. VAN on Oct. 12. **2010-11: Playoffs:** Had 2 assists in each of the final 3 games of the series... Finished the ECQF with team high 9 points (1G, 8A, T-1st in NHL) and 8 assists (1st in NHL). **Regular Season:** Recipient of the Bobby Clarke Trophy as the most valuable player on the team, as voted on by a panel of sportscasters and sportswriters, as well as the Gene Hart Memorial Award as the Flyer that demonstrated the most "Heart" during the season, as voted on by members of the Fan Club... Finished 1st on the team in assists (51 – 8th in NHL), points (76 – T-11th in NHL), shorthanded assists (4 – 1st in NHL), shorthanded points (7 –

CLAUDE 28 GIROUX

T-2nd in NHL), tied for the team lead in shorthanded goals (3 – T-10th in NHL) and power play goals (8), and finished 3rd in goals (25), all new career highs... Had a 4-game point streak (2G, 4A) from Feb. 22-26... Had a 5-game point streak (2G, 5A) from March 8-17... Played in his 200th game in the NHL and as a Flyer at NYI on March 26... Had a 4-game point streak (0G, 5A) from April 1-8... Had a 3-game point streak (0G, 6A) from Jan. 20-23... Recorded 4 assists, a new career high for assists in a game, at CHI on Jan. 23... Scored his 16th goal of the season, tying his career high, at MTL on Dec. 15... Had a 3-assist game at LAK on Dec. 30... Recorded his 100th NHL point vs. SJS on Dec. 8... Had a 3-game point streak from Dec. 4-8... Had a 3-point game (1G, 2A) vs. OTT on Nov. 15... Had a 3-game streak with 2 or more points in each game from Nov. 11-15... Signed a 3-year contract extension with the Flyers on Nov. 8... Had a 5-game point streak (4G, 5A) from Oct. 26-Nov. 4... Recorded a shorthanded goal, the 1st of his career, at PIT on Oct. 7... **2009-10:** Set new career highs for goals (16), assists (31) and points (47) in a single season... Finished the season with 6 points in his last 7 games (2G, 4A)... Scored the winning goal in the shootout to give the Flyers a 2-1 win vs. NYR on April 11, the final regular season game and a berth in the playoffs... Set up Chris Pronger's game-winning goal with 2.1 seconds left in the Flyers 3-2 win vs. CHI on March 13... Appeared in his 100th NHL game on Feb. 6 at MIN... Had a goal, assists and +3 @ NYR on Dec. 30... Set new career-high in goals (10) and points (29) in a season with his goal vs. DAL on Jan. 12... Tied career-high in assists (18) at NYR on Dec. 30... Had 3 points (2G, 1A) at SJS on Nov. 20... Scored a goal in Game 4 of Stanley Cup Final vs. CHI... Had 3 pts (1G, 2A), including scoring a game winning goal in overtime in Game 3... Led the series in scoring with 6 pts (3G, 3A) and a +/- rating of +7... Had 1 assist in Game 5 of Eastern Conference Finals vs. MTL... Scored 2 game winning goals, including a game winning goal in Game 4... Recorded an assist in Game 2... Had 2 pts (1G, 1A) and went +4 in Game 1... Recorded 5 pts (1G, 4A) in Eastern Conference Semifinals vs. BOS... Had an assist in Game 7... His 24:52 of TOI in Game 2 was career high for a playoff game... Led Flyers in goals (4) and 2nd in points (6) in Eastern Conference Quarterfinals vs. NJD... Recorded 3 pts (2G, 1A) in Game 5 (1st 2-goal and 3-point playoff game of career)... **2008-09:** Tied for the team lead with 5 points (2G, 3A) in six playoff games... Recorded his first NHL playoff point (assist) at PIT in Game 2 on April 17... Recorded his 1st NHL playoff goal in Game 3 against PIT on April 19... Was recalled by the Flyers on March 3 after he was loaned to the Phantoms on Feb. 28... Recorded 3 points (1G, 2A) at NYR on Feb. 15, his first multiple-point game in the NHL... Missed 5 games (Jan. 3-13) due to a mild concussion... Posted a goal at FLA on Jan. 27 (1st NHL goal)... Registered an assist at VAN on Dec. 30 (1st NHL point)... Named the AHL rookie of the month for December after posting 14 points (8G, 6A) and a +12 in 8 games with the Phantoms... Was selected to the Canadian AHL All-Star Team in the 2009 AHL All-Star Classic (did not participate)... **2007-08:** Appeared in 2 games for the Flyers, making his NHL debut on Feb. 19 at OTT... Concluded a 4-year career with Gatineau (QMJHL) by leading the Olympiques to the President's Cup as QMJHL champions... Recipient of the Guy Lafleur Trophy, given to the Most Valuable Player of the QMJHL Tournament... Set franchise records with 51 points and 34 assists in the playoffs, while leading the team and ranking 2nd in the league with 17 playoff goals... During the regular season, led Gatineau in points (106 – 2nd in the QMJHL), assists (68 – tied for 2nd in the QMJHL), plus/minus (+40 – 3rd in the QMJHL), game-winning goals (8) and shorthanded goals (6 – 3rd in the QMJHL)... Tied for team lead in goals with 38... Named to the QMJHL First All-Star Team... Helped Team Canada capture its fourth consecutive gold medal in the Under-20 World Junior Championships in the Czech Republic... Recorded 6 points (2G, 4A) and 8 penalty minutes in 7 games, and scored a goal in the gold medal game against Sweden... **2006-07:** Joined the Phantoms following the end of Gatineau's season and appeared in 5 games, posting a goal and an assist... Led Gatineau in points (112 – 4th overall in the QMJHL), goals (48 – 6th overall in the QMJHL)... Ranked 2nd on the team in assists (64 – 6th overall in the QMJHL)... Ranked 2nd on the team in power-play goals (20)... Named QMJHL Offensive Player of the Week Sept. 14-17... Named QMJHL Player of the Month – Sept. 2006... **2005-06:** Led Gatineau in goals (39 – tied for 19th overall in the QMJHL, T-1st among QMJHL rookies), assists (64 – 11th overall in the QMJHL, 1st among QMJHL rookies) and +/- (+30 – T-16th overall in the QMJHL, 2nd among QMJHL rookies)... Was tied for 2nd on the team in power-play goals (14 – T-1st among QMJHL rookies)... Was named to the QMJHL All-Rookie Team... Named Player of the Month – Rookie – in Dec. and March... Participated in the Canadian National Junior Team Development Camp, held in Calgary.

CLAUDE 28 GIROUX

STATISTICAL CAREER HIGHS

	FLYERS	CAREER
MOST GOALS (GAME)	2 (16 TIMES)	2 (16 TIMES)
MOST ASSIST (GAME)	5 (vs. BUF, 2/16/12)	5 (vs. BUF, 2/16/12)
MOST POINTS (GAME)	6 (vs. CBJ, 12/19/13)	6 (vs. CBJ, 12/19/13)
MOST GOALS (SEASON)	28 (TWO TIMES)	28 (TWO TIMES)
MOST ASSIST (SEASON)	65 (2011-12)	65 (2011-12)
MOST POINTS (SEASON)	93 (2011-12)	93 (2011-12)
LONGEST GOAL-SCORING STREAK	4 GAMES (ONE TIME)	4 GAMES (ONE TIME)
LONGEST ASSIST-SCORING STREAK	9 GAMES (TWO TIMES)	9 GAMES (TWO TIMES)
LONGEST POINT-SCORING STREAK	9 GAMES (TWO TIMES)	9 GAMES (TWO TIMES)

CAREER RECORD

YEAR	TEAM	LEAGUE	REGULAR SEASON						PLAYOFFS					
			GP	G	A	PTS	PIM		GP	G	A	PTS	PIM	
2005-06	Gatineau(a)	QMJHL	69	39	64	103	64		17	5	15	20	24	
2006-07	Gatineau	QMJHL	63	48	64	112	49		5	2	5	7	2	
	PHANTOMS	AHL	5	1	1	2	6		--	--	--	--	--	
2007-08	FLYERS	NHL	2	0	0	0	0		--	--	--	--	--	
	Gatineau	QMJHL	55	38	68	106	37		19	17	34	51	6	
2008-09	FLYERS	NHL	42	9	18	27	14		6	2	3	5	6	
	PHANTOMS	AHL	33	17	17	34	22		--	--	--	--	--	
2009-10	FLYERS	NHL	82	16	31	47	23		23	10	11	21	4	
2010-11	FLYERS	NHL	82	25	51	76	47		11	1	11	12	8	
2011-12	FLYERS	NHL	77	28	65	93	29		10	8	9	17	13	
2012-13	FLYERS	NHL	48	13	35	48	22		--	--	--	--	--	
2013-14	FLYERS	NHL	82	28	58	86	46		7	2	4	6	2	
2014-15	FLYERS	NHL	81	25	48	73	36		--	--	--	--	--	
	QMJHL TOTALS		187	125	196	321	150		41	24	54	78	32	
	AHL TOTALS		38	18	18	36	28		--	--	--	--	--	
	FLYERS/NHL TOTALS		496	144	306	450	217		57	23	38	61	33	

(a) Drafted by the Flyers in the first round (22nd overall) of the 2006 NHL Entry Draft.

MISCELLANEOUS STATS

YEAR	TEAM	LEAGUE	REGULAR SEASON										PLAYOFFS			
			PP	SH	GW	S	S%	+/-	TF	F%	MIN	PP	SH	GW		
2007-08	FLYERS	NHL	0	0	0	2	0	-2	--	--	9:34	--	--	--		
2008-09	FLYERS	NHL	2	0	0	67	13.4	10	309	47.2	15:09	0	0	0		
2009-10	FLYERS	NHL	8	0	2	145	11	-9	600	49.5	16:36	3	0	2		
2010-11	FLYERS	NHL	8	3	5	169	14.8	20	1095	50	19:23	0	0	0		
2011-12	FLYERS	NHL	6	0	5	242	11.6	6	1543	53.7	21:32	3	2	0		
2012-13	FLYERS	NHL	6	1	2	137	9.5	-7	1182	54.5	21:10	--	--	--		
2013-14	FLYERS	NHL	7	0	7	223	12.6	7	1760	52.9	20:26	0	0	0		
2014-15	FLYERS	NHL	14	0	4	279	9	-3	1878	56.6	20:33	--	--	--		
	NHL TOTALS	NHL	51	4	25	1264	11.4	22	8367	53.3	19:24	6	2	2		


CLAUDE 28 GIROUX



CAREER STATS VS. NHL

TEAM	GP	G	A	PTS	PIM
ANAHEIM	9	2	7	9	2
ARIZONA	8	3	3	6	4
BOSTON	24	4	10	14	12
BUFFALO	24	4	19	23	10
CALGARY	8	2	4	6	2
CAROLINA	24	6	16	22	0
CHICAGO	8	2	9	11	0
COLORADO	6	5	1	6	5
COLUMBUS	13	4	10	14	4
DALLAS	9	3	6	9	4
DETROIT	11	5	9	14	6
EDMONTON	7	3	5	8	0
FLORIDA	25	6	9	15	10
LOS ANGELES	9	2	6	8	2
MINNESOTA	8	3	2	5	4
MONTREAL	21	7	8	15	10
NASHVILLE	9	4	3	7	8
NEW JERSEY	31	8	20	28	24
NY ISLANDERS	33	11	26	37	15
NY RANGERS	36	6	25	31	14
OTTAWA	24	4	12	16	11
PHILADELPHIA	0	0	0	0	0
PITTSBURGH	32	11	21	32	20
SAN JOSE	9	5	4	9	4
ST. LOUIS	8	0	3	3	16
TAMPA BAY	23	3	20	23	8
TORONTO	23	9	16	25	8
VANCOUVER	8	2	7	9	0
WASHINGTON	25	14	13	27	8
WINNIPEG	21	6	12	18	6
NHL TOTALS:	496	144	306	450	217

RADKO 3 GUDAS



DEFENSE | (GOO-duhs, RAHD-koh)

BIRTHDATE: June 5, 1990 | **BIRTHPLACE:** Prague, Czech Republic

HEIGHT: 6'0" | **WEIGHT:** 204 | **SHOOTS:** Right | **SEASON:** 3rd NHL, 2nd Flyers

ACQUIRED: Trade from Tampa Bay – March 2, 2015

2014-15

Appeared in 31 games for Tampa Bay, recording two goals and three assists... was +3 in a 7-4 win at CBJ on Nov. 8... credited with the game-winning goal after scoring 2:33 into the game in a 5-0 win vs. BUF... played a season-high 21:49 Dec. 20 at NYI... sustained a right knee injury Dec. 29 vs TOR and underwent arthroscopic knee surgery on January 6... acquired by the Flyers from Tampa Bay along with 1st and 3rd round picks in 2015 in exchange for Braydon Coburn... continued his rehab upon arrival in Philadelphia but did not return to the ice for the rest of the season.

CAREER

2013-14: Skated in 73 games with the Lightning, posting 3 goals and 22 points to go along with 152 penalty minutes... Ranked 3rd (tie-Backes) in the NHL for hits with 138 and 6th for penalty minutes with 152... Ranked 13th in the NHL among all rookies for TOI (19:07)... Recorded 2 10-hit games... Missed 4 games with a lower body injury (March 4-10)... Appeared in 3 games for the Czech Republic at the Winter Olympics in Sochi, Russia, recording 4 penalty minutes... Registered a 3-game point/assist streak from Jan. 11-14... Recorded a career-high 22 penalty minutes on Oct. 27 at FLA... **2014 Playoffs:** Skated in 3 playoff games for the Lightning, recording 1 assist... Made his NHL Stanley Cup playoffs debut in Game 1 against MTL. **2012-13:** Played in 22 games with the Lightning in his 1st NHL season, collecting 2 goals and 5 points to go along with 38 penalty minutes... Ranked 7th in the NHL among rookies for hits with 87 despite only appearing in 22 games... Both goals during the season came against TOR... Scored his 1st career NHL goal on 3/20 at TOR... Made his NHL debut on 3/12 at FLA... Skated in 57 games with the Crunch, collecting 4 goals and 20 points to go along with 207 penalty minutes... Ranked 1st in the AHL with a +32 rating and was 6th in the league for penalty minutes... Appeared in 12 playoff games with the Crunch, tallying 2 goals and 3 points to go along with 34 penalty minutes. **2011-12:** Won the Calder Cup as a member of Norfolk... Skated in 73 games with Norfolk, collecting 7 goals and 20 points to go along with 195 penalty minutes and a plus-19 rating... Ranked 1st on the Admirals and 7th in the AHL in penalty minutes... Appeared in 16 Calder Cup playoff games, recording 3 assists and 14 penalty minutes. **2010-11:** Skated in 76 games with Norfolk of the AHL in his 1st professional season... Recorded 4 goals, 13 assists and 17 points... His goal total tied for 4th among all Admirals defensemen... Ranked 2nd on Norfolk with 165 penalty minutes... Tied for 3rd on the team and led all Admirals defensemen with a plus-15 rating... **2009-10:** Made his North American junior debut, appearing in 65 games with Everett of the WHL... Recorded 7 goals and 37 points, which ranked 1st among all team defensemen... His 30 assists ranked 5th on the team and 1st among all Everett defensemen... Led the club in plus/minus with a plus-45 rating and 151 penalty minutes... Skated in 3 playoff games with the Silvertips, tying all Everett defensemen for 2nd place with 2 assists... Also registered an even rating and 4 penalty minutes. **2008-09:** Played in his 2nd season with Beroun of the Czech 2nd tier league, appearing in 21 games... Recorded 3 points, all assists, while also recording 74 penalty minutes... Made his Czech Elite League regular season debut, playing in 7 games and notching 1 assist... **2007-08:** Played 35 games with Beroun, totaling 4 assists and 61 penalty minutes... Made his Czech Elite League debut in the postseason, skating in 1 game with Kladno. new career playoff highs in games played, goals, assists, points, PIM, PPG, and shots ...

RADKO 3 GUDAS

STATISTICAL CAREER HIGHS

	FLYERS	CAREER
MOST GOALS (GAME)	N/A	1 (FIVE TIMES)
MOST ASSISTS (GAME)	N/A	2 (3/22/14 VS PIT)
MOST POINTS (GAME)	N/A	2 (3/22/14 VS PIT)
MOST GOALS (SEASON)	N/A	3 (2013-14)
MOST ASSISTS (SEASON)	N/A	19 (2013-14)
MOST POINTS (SEASON)	N/A	22 (2013-14)
LONGEST GOAL-SCORING STREAK	N/A	N/A
LONGEST ASSIST-SCORING STREAK	N/A	3 (1/11/14 - 1/14/14)
LONGEST POINT-SCORING STREAK	N/A	3 (TWO TIMES)

CAREER RECORD

YEAR	TEAM	LEAGUE	REGULAR SEASON					PLAYOFFS				
			GP	G	A	PTS	PIM	GP	G	A	PTS	PIM
2007-08	Kladno	Czech	--	--	--	--	--	1	0	0	0	0
2008-09	Kladno	Czech	7	0	1	1	8	--	--	--	--	--
2009-10	Everett	WHL	65	7	30	37	151	3	0	2	2	4
2010-11	Norfolk	AHL	76	4	13	17	165	6	0	0	0	7
2011-12	Norfolk	AHL	73	7	13	20	195	16	0	3	3	14
2012-13	Syracuse	AHL	57	4	16	20	207	12	2	1	3	34
2012-13	Tampa Bay	NHL	22	2	3	5	38	--	--	--	--	--
2013-14	Tampa Bay	NHL	73	3	19	22	152	3	0	1	1	9
2014-15	Tampa Bay	NHL	31	2	3	5	34	--	--	--	--	--
NHL TOTALS			126	7	25	32	224	3	0	1	1	9
AHL TOTALS			206	15	42	57	567	34	2	4	6	55

(a) Drafted by Tampa Bay in the third round (66th overall) of the 2010 NHL Entry Draft.

(b) Traded to Philadelphia by Tampa bay with Tampa Bay's 1st round in 2015 (later transferred to Columbus via Toronto, Gabriel Carlsson) and 3rd round in 2015 (Matej Tomek) for Braydon Coburn, March 2, 2015

MISCELLANEOUS STATS

			REGULAR SEASON										PLAYOFFS		
YEAR	TEAM	LEAGUE	PP	SH	GW	S	S%	+/-	TF	F%	MIN	PP	SH	GW	
2012-13	Tampa Bay	NHL	0	0	1	63	3.2	-5	0	0	17:00	--	--	--	
2013-14	Tampa Bay	NHL	1	0	1	114	2.6	2	0	0	19:07	0	0	0	
2014-15	Tampa Bay	NHL	0	0	1	31	6.5	3	0	0	16:59	--	--	--	
NHL TOTALS			1	0	3	208	3.4	0	0	0	18:13	0	0	0	

RADKO
3 GUDAS

CAREER STATS VS. NHL

TEAM	GP	G	A	PTS	PIM
ANAHEIM	2	0	0	0	9
ARIZONA	2	0	1	1	0
BOSTON	4	0	0	0	14
BUFFALO	7	1	2	3	9
CALGARY	3	0	0	0	4
CAROLINA	8	1	1	2	12
CHICAGO	3	0	1	1	2
COLORADO	2	0	0	0	0
COLUMBUS	4	0	2	2	6
DALLAS	2	0	0	0	10
DETROIT	6	0	0	0	4
EDMONTON	2	0	2	2	2
FLORIDA	7	1	0	1	31
LOS ANGELES	2	0	0	0	6
MINNESOTA	4	0	2	2	2
MONTREAL	6	0	0	0	16
NASHVILLE	2	0	0	0	4
NEW JERSEY	5	0	1	1	13
NY ISLANDERS	8	1	1	2	8
NY RANGERS	5	0	3	3	2
OTTAWA	8	0	0	0	8
PHILADELPHIA	4	0	1	1	6
PITTSBURGH	4	0	2	2	18
SAN JOSE	3	0	0	0	2
ST. LOUIS	1	0	1	1	0
TAMPA BAY	0	0	0	0	0
TORONTO	8	3	1	4	14
VANCOUVER	2	0	1	1	4
WASHINGTON	7	0	1	1	5
WINNIPEG	5	0	2	2	13
NHL TOTALS:	126	7	25	32	224


VINCENT 40 LECARVALIER

CENTER | luh-KAV-uhl-YAY, VIHN-sihnt

BIRTHDATE: April 21, 1980 | **BIRTHPLACE:** Ile Bizard, Quebec

HEIGHT: 6'4" | **WEIGHT:** 215 | **SHOOTS:** Left | **SEASON:** 17th NHL, 3rd FLYERS

ACQUIRED: Free Agent – signed July 5, 2013



2014-15

Appeared in 57 games... recorded 2 assists vs NYI on Feb. 5... Reached 800 PIM in NHL Jan. 29 vs. WPG... reached 100 games as a Flyer Jan. 14 at WSH... recorded five goals and an assist during team's eight-game holiday road trip from Dec. 20 – Jan. 3... recorded two three-game point streaks, Oct. 9-Nov. 1 (2G, 2A) and Dec. 31-Jan. 3 (2G, 1A).

CAREER

2013-14: Registered his 400th NHL goal on March 30 vs. BOS... Reached 900 points in the NHL with an overtime goal on March 2 at WSH... Recorded his 500th career assist on Jan. 12 at NYR... Scored his first shootout goal as a Flyer on Nov. 30 at NSH... Recorded his seventh career hat trick on Oct. 26 at NYI, his first since March 11, 2008, which was also against NYI... Scored his first goal as a Flyer on Oct. 5 at MTL. **2012 - 13:** Signed with Philadelphia as a free agent on July 5 after being bought out of his TBL contract... Played in his 1000th NHL game, all with TBL, on Jan. 21, becoming the 280th NHL player to reach that milestone... Was 4th on TBL in scoring, assists and points with 10 goals, 22 assists for 32 points... Posted at least a point in eight of the final 13 games of the season upon return from a broken bone in his foot that caused him to miss nine games. **2011-12:** Registered 22 goals and 27 assists in 64 games for 49 points... 4th on TBL in scoring and points. **2010-11: Playoffs:** Led TBL in assists with 13... Scored 3 GWG and recorded 19 points in 18 games to help push TBL to the ECF... **Regular Season:** Appeared in 65 games and registered 54 points (25G, 29A)... **2009-10:** Was 1 of only 3 players on TBL to appear in all 82 regular season games... Was 3rd on TBL in scoring and points, and 2nd in assists... Recorded 70 points in 82 games with 24 goals and 46 assists... **2008-09:** Received season-ending wrist surgery on April 3... Appeared in his 4th NHL All Star Game... Was second on TBL in goals, assists and points for 29 goals, 38 assists and 67 points in 77 games... Was renamed Captain of TBL. **2007-08:** Received both the King Clancy Memorial Trophy and the NHL Foundation Player Award for his tremendous charity work in the community... Recorded 8 straight multi-point games from Nov. 3 - Nov. 16, being the first to do so since Jaromir Jagr in 1996... Was named Captain of the Eastern Conference at the 2008 NHL All Star Game... Recorded 40 goals and 52 assists for 92 points in 81 games... **2006-07: Playoffs:** Tied the franchise record for most goals in a series with 5... Set the franchise record for most shots in a series with 30... Recorded 2 multi-point games in the series... Landed a team-high 4 hits in Game 5 of the ECF... Scored the game-tying goal, landed 5 hits with 31:29 of ice time in Game 4... Scored his 4th goal of the playoffs and added an assist on the GWG with 4 hits in Game 3... Scored his 3rd goal of the series, fired a team-high 6 shots on goal and landed 3 hits in Game 2... Scored 2 goals in Game 1 to tie Brad Richards for 2nd on the franchise playoff goals list (15), was a plus-2 and landed 3 hits. **Regular Season:** Won the Maurice Richard Trophy as the NHL's leading goal-scorer... Set franchise records for goals in a season with 52 and points in a season with 108... Tied the team record for PPG in a season with 16 (Bradley, 1992-93)... Fired 339 shots to set the franchise mark for most in a season... His 61 points on the road were a Lightning all-time best (St. Louis, 47, 2003-04)... Tied the franchise record with 7 GWG... Was named the NHL's 3rd Star of the Month for March... Became the 1st Lightning player and the first French-Canadian born player since Mario Lemieux to score 50 goals in a season March 30 at CAR (Ward)... Registered his 500th career point with an assist March 22 vs. NJD... Set the franchise record for most points in a season with his 95th and 96th points of the season March 16 vs. BUF... Set the franchise record for goals in a season with his 43rd and tied the record for PPG with his 16th March 6 at VAN... Tied the Lightning record for road points in a season with his 47th Feb. 22 at ATL... Was named the recipient of the Mark Messier Leadership Award for Feb... Played in his 600th career game, contributing a goal and an assist, Feb. 1 at CAR... Had a 10-game point streak snapped (9-7-16) Jan. 26 vs. NJD... Registered 1 assist at the 2007 NHL All-Star Game... Recorded his 250th career assist while shorthanded Jan. 4 at MIN... Was named the NHL's 3rd Star of the Week for the week ending Dec. 24 after recording 6 points (3-3-6)... Scored his 200th career goal Dec. 19 at WSH... Logged a season-high 27:41 of ice time Dec. 14 at MTL... Was named the NHL's 2nd Star of the Week for the period ending Dec. 10 as he was tied for the league lead in goals and points (4-3-7)... Recorded his 4th career hat trick, tying him for the franchise record, and added two assists for a career high 5 point night Dec. 7 vs. ATL... Had his career-best 11-game point streak snapped Nov. 15 (8-10-18)... Recorded a personal best 4 assists, tying a franchise record, Nov. 4 at BOS... Had his goal streak snapped at a career-high 6 games (6g) Nov. 4 at BOS... Tied Mikael Andersson for 3rd on the Lightning shorthanded goal list Oct. 21 at WSH (7)... Tallied his 50th career power play goal Oct. 14 vs. FLA. **2005-06: Playoffs:** Played in all 5 games and scored a goal while dishing out 3 assists... His goal came with the man advantage... Recorded his 2nd assist of the series in Game 4 April 27 vs. OTT... Recorded his 1st assist of the playoffs on the Lightning's 4th goal in Game 3 at OTT... Scored the 1st goal of the series, the 13th post season goal of his career, in Game 1 April 21 at OTT... **Olympics:** Recorded 3 assists in 6 games with Canada. **Regular Season:** His 35 goals were a personal best and ranked 3rd most in franchise history... Reached the 400 career point mark with an assist April 14 at CAR, becoming the 1st Lightning player to reach that milestone... Tied Dino Ciccarelli (1996-97) for the 3rd most goals in a season in franchise history with his 35th April 8 vs. PIT and tied the franchise record for game winning goals in a season with 7... Recorded a season-high 7-game point streak March 7-March 19 (6g-4a)... Set a personal high by recording 31 PIM March 17 vs. PHI... Netted his 16th goal of the season on a penalty shot Jan. 2 at NYI... Served a one-game suspension Dec. 23 vs. BUF... Scored his first shorthanded goal of the season Dec. 15 at PHX... Recorded 2 assists, the 200th and 201st of his career, Dec. 14 at ANA... Had a goal and 2 assists and tied Brian Bradley for 2nd on the all-time Lightning assists list with 189 Oct. 28 vs. WSH... Recorded a 4-game point streak Oct. 13-Oct. 20 (4g-5a)... Tallied a goal and added three assists, including one on the game winner, for a four-point night Oct. 20 at ATL... Scored a goal Oct. 16 at WSH to tie him with Brian Bradley for 1st on the all-time Lightning power play goals list with 37... Became the 1st Lightning player to score in a shootout (Kolzig)... **2004-05:** Played 30 games with Ak Bars Kazan in Russia and scored 7 goals and added 9 assists with 78 PIM... Appeared in 4 postseason games and scored 1 goal, recording 6 PIM. **2003-04: Playoffs:** Set new career playoff highs in games played, goals, assists, points, PIM, PPG, and shots... Finished tied for 3rd on the team with 9 goals and

VINCENT 40 LECAVALIER

4th in points with 16 ... Scored 2 goals (8, 9) in a game for the 3rd time in the playoffs in Game 6 vs. PHI ... Set a new franchise record for fastest goal to start a game (1:28) May 20 at PHI ... Recorded an assist on the GWG in Game 5 vs. PHI ... Scored 5 goals (in the 1st 3 games) and added 2 assists in a 4-game sweep of MTL in the CSF ... His 5 goals in the series set a new Lightning record for goals in a series ... Tallied his 5th goal of the conference semi-finals with 17 seconds remaining to send the game to overtime in Game 3 April 27 at MTL ... Had back-to-back 2-goal games April 23 and April 25 vs. MTL in the CSF ... **Regular Season:** Scored 2 goals, both game winners, and 5 assists in recording 7 points and earning World Cup MVP in his 1st appearance, winning his 1st World Cup title ... Established new career highs in plus-minus, GWGs, and tied his best in SHGs with 2 ... Finished the season 2nd on the team in goals, GWGs, and 4th in points ... His 32 goals ranks 5th in team history for goals in a season ... Recorded his 6th GWG of the season March 27 vs. WSH to move into 2nd on the all-time franchise GWG in a season list ... Scored his 30th goal of the season March 23 at TOR, scoring 30 for the 2nd consecutive season ... Had a 4-point night with 2 goals and 2 assist, tying his career best March 12 vs. NYR ... Scored his 20th goal of the season to become the first Lightning player to score 20 or more goals in 5 consecutive seasons Feb. 14 vs. FLA ... Had a goal and 2 assists Feb. 12 vs. MTL, tying Brian Bradley for most career points with the Lightning and hitting 300 career points ... Opened the scoring with an unassisted goal Nov. 14 at WSH while playing in his 400th career game ... Registered his 3rd career hat trick Nov. 8 vs. PIT ... Passed Chris Gratton for 2nd all-time in assists with the Lightning Oct. 10 vs. BOS (149) ... **2002-03: Playoffs:** Made his 1st Stanley Cup Playoff appearance, recording 3 goals and 3 assists in 11 games ... Was 3rd on the team, 1st among forwards, with an average of 22:35 in ice time ... Recorded 1st career playoff point with goal at 3:46 of 1st period in Game 3 at WSH on April 15 ... Recorded 1st career playoff assist on GWG in Game 5 vs. WSH on April 18 ... Set up series-winning goal by Martin St. Louis in 3OT of Game 6 at WSH on April 20 ... **Regular Season:** Set career-highs in goals (33), assists (45), points (78), shots on goal (275), and plus-minus (E) ... Named to the 2003 All-Star Game (1st All-Star appearance) ... Skated 16:13 of ice time and registered 2 shots on goal in All-Star Game ... 2nd on team in points and shots ... 3rd on team in assists and PPG ... Finished the season tied for 6th in the NHL in even strength assists (32) and was tied for 8th in even strength points (52) ... Recorded 1st career hat trick Nov. 8 vs. PIT ... Surpassed Chris Gratton for 2nd place on the Lightning career goals list with 2nd goal vs. PIT ... Notched 200th career point with 1st assist vs. CHI (Nov. 9) and surpassed Rob Zamuner for 3rd place on the Lightning career points list with 2nd assist ... Scored 1st career SHG Feb. 14 vs. NYI ... Netted 100th career goal at PHI (Jan. 18) ... With 2 points Feb. 17 vs. WSH, tied and surpassed Chris Gratton for 2nd place on the Lightning career points list (Gratton 236 points with TB) ... Posted 3-1-4 at PHX (March 22) to tie career-highs for goals and points in a game (2nd career hat trick, 1st natural hat trick). **2001-02:** Tied for 2nd on team with 20 goals ... Became 1st player in team history to post 3 consecutive 20-goal seasons ... Made season debut with an assist Oct. 11 at SJS ... Attempted 1st career penalty shot Oct. 30 at TOR (Joseph, unsuccessful) ... Recorded 100th career assist March 22 vs. MTL ... **2000-01:** Appeared in 7 games for Team Canada at the 2001 World Championships, recording 3-2-5 ... Appeared in 68 games for the Lightning, scoring 23-28-51 ... 2nd on team in goals (23) and assists (28) ... 3rd on team in points (51), shots (165) and average ice time (19:37) ... Notched his 100th career point with an assist on Todd Warriner's goal vs. ATL (10/15/00) ... **1999-00:** Led the team in goals (25), assists (42), points (67), shots (166), power-play points (28) and power-play assists (22) ... Tied for 1st on the team in PPG (6) ... Recorded career highs in goals, assists, points, PPG ... Named team captain on March 11, 2000, the youngest full-time captain in NHL history ... Tallied 14 multiple-point games, including 4 with 3-or-more points ... **1998-99:** Ranked 9th among NHL rookies in points (28), 8th in goals (13), and 5th in shots (125) ... Finished 2nd on the team in goals, 4th in points ... Appeared in his 1st NHL game Oct. 9, 1998 at FLA ... Tallied 1st NHL point with assist vs. PIT (Oct. 21, 1998) ... Recorded 1st NHL goal Oct. 25, 1998 vs. VAN ... Recorded 1st multiple-point game (1-1-2) at NYI on Feb. 15, 1999 ... Recorded 1st multiple-goal game Feb. 22, 1999 vs. NJD ... Named NHL Rookie of the Month for February. **JUNIOR CAREER:** Played 2 seasons for Rimouski of the QMJHL, scoring 86 goals, 132 assists and 218 points in 122 regular season games ... Recorded 19 goals and 29 assists for 48 points in 12 playoff games ... Became the 5th QMJHL player selected no. 1 overall in the NHL Entry Draft since 1969 (Lafleur, Lemieux, Turgeon, Daigle). 1997-98: Appeared in 58 games, finishing 1st on the team in goals (44), 2nd in assists (71) and tied for 1st in points (115) ... Was ranked as the top North American junior prospect by the Central Scouting Service in their mid-term report and maintained that position on the final ranking ... Was named to the CHL 1st All-Star Team ... Was named to the QMJHL's 1st All-Star Team ... 1998: Represented Canada in the World Junior Championships in Finland, recording 1-1-2 in 7 games. 1996-97: In his 1st season with Rimouski, appeared in 64 games and finished 2nd on the team in goals (42), 3rd in assists (61) and 3rd in points (103) ... Was named CHL Rookie of the Year and QMJHL Rookie of the Year ... Was a member of the Gold Medal-winning Team Canada in the under-18 Three Nations Tournament in the Czech Republic.

STATISTICAL CAREER HIGHS

	FLYERS	CAREER
MOST GOALS (GAME)	3 (10/26/13 at NYI)	3 (SEVEN TIMES)
MOST ASSISTS (GAME)	2 (02/05/15 vs NYI)	4 (vs. BOS, 11/4/06)
MOST POINTS (GAME)	3 (10/26/13 at NYI)	5 (vs. ATL, 12/7/06)
MOST GOALS (SEASON)	20 (2013-14)	52 (2006-07)
MOST ASSISTS (SEASON)	17 (2013-14)	56 (2006-07)
MOST POINTS (SEASON)	37 (2013-14)	108 (2006-07)
LONGEST GOAL-SCORING STREAK	2 (SIX TIMES)	6 GAMES (10/21/06-11/2/06)
LONGEST ASSIST-SCORING STREAK	2 GAMES (THREE TIMES)	5 GAMES (1/4/07-1/11/07)
LONGEST POINT-SCORING STREAK	3 (FOUR TIMES)	11 GAMES (10/19/06-11/11/06)

VINCENT 40 LECAVALIER

CAREER RECORD

YEAR	TEAM	LEAGUE	REGULAR SEASON					PLAYOFFS				
			GP	G	A	PTS	PIM	GP	G	A	PTS	PIM
1996-97	Rimouski Oceanic	QMJHL	64	42	60	102	36	4	4	3	7	2
1997-98	Rimouski Oceanic	QMJHL	58	44	71	115	117	18	15	26	41	46
1998-99	Tampa Bay	NHL	82	13	15	28	23	--	--	--	--	--
1999-00	Tampa Bay	NHL	80	25	42	67	43	--	--	--	--	--
2000-01	Tampa Bay	NHL	68	23	28	51	66	--	--	--	--	--
2001-02	Tampa Bay	NHL	76	20	17	37	61	--	--	--	--	--
2002-03	Tampa Bay	NHL	80	33	45	78	39	11	3	3	6	22
2003-04	Tampa Bay	NHL	81	32	34	66	52	23	9	7	16	25
2004-05	Kazan Ak-Bars	Russia	30	7	8	15	78	4	1	0	1	6
2005-06	Tampa Bay	NHL	80	35	40	75	90	5	1	3	4	7
2006-07	Tampa Bay	NHL	82	52	56	108	44	6	5	2	7	10
2007-08	Tampa Bay	NHL	81	40	52	92	89	--	5	2	7	10
2008-09	Tampa Bay	NHL	77	29	38	67	54	--	--	--	--	--
2009-10	Tampa Bay	NHL	82	24	46	70	63	--	--	--	--	--
2010-11	Tampa Bay	NHL	65	25	29	54	43	18	6	13	19	16
2011-12	Tampa Bay	NHL	64	22	27	49	50	--	--	--	--	--
2012-13	Tampa Bay	NHL	39	10	22	32	29	--	--	--	--	--
2013-14	FLYERS	NHL	69	20	17	37	44	7	1	1	2	2
2014-15	FLYERS	NHL	57	8	12	20	36	--	--	--	--	--
NHL TOTALS			1163	411	520	931	826	70	30	31	61	92
FLYERS TOTALS			126	28	29	57	80	7	1	1	2	2

(a) Selected by Tampa Bay in the 1st round (1st overall) of the 1998 NHL Entry Draft

(b) Signed as a free agent by Philadelphia, July 6, 2013.

MISCELLANEOUS STATS

			REGULAR SEASON										PLAYOFFS		
YEAR	TEAM	LEAGUE	PP	SH	GW	S	S%	+/-	TF	F%	MIN	PP	SH	GW	
1998-99	Tampa Bay	NHL	2	0	2	125	10.4	-19	953	40.3	13:40	--	--	--	
1999-00	Tampa Bay	NHL	6	0	3	166	15.1	-25	1288	44.4	19:18	--	--	--	
2000-01	Tampa Bay	NHL	7	0	3	165	13.9	-26	1278	44.9	19:57	--	--	--	
2001-02	Tampa Bay	NHL	5	0	3	164	12.2	-18	931	41.5	17:09	--	--	--	
2002-03	Tampa Bay	NHL	11	2	3	274	12	0	1200	43.9	19:33	1	0	1	
2003-04	Tampa Bay	NHL	5	2	6	242	13.2	23	1119	41.4	18:04	2	0	0	
2005-06	Tampa Bay	NHL	13	2	7	309	11.3	0	1366	51.2	20:08	1	0	0	
2006-07	Tampa Bay	NHL	16	5	7	339	15.3	2	1653	46.6	22:36	1	0	1	
2007-08	Tampa Bay	NHL	10	1	7	318	12.6	-17	1671	48.8	22:57	--	--	--	
2008-09	Tampa Bay	NHL	10	1	6	291	10	-9	1395	50.9	20:15	--	--	--	
2009-10	Tampa Bay	NHL	5	0	3	295	8.1	-16	1449	53.2	19:47	--	--	--	
2010-11	Tampa Bay	NHL	12	0	5	210	11.9	-5	1161	50.9	18:27	3	0	3	
2011-12	Tampa Bay	NHL	5	0	5	182	12.1	-2	1162	47.8	18:56	--	--	--	
2012-13	Tampa Bay	NHL	5	0	0	86	11.6	-5	742	54.4	17:53	--	--	--	
2013-14	FLYERS	NHL	8	0	3	132	15.1	-16	488	44.6	10:41	1	0	0	
2014-15	FLYERS	NHL	1	0	0	103	7.8	-7	191	49.7	12:38	--	--	--	
NHL TOTALS			121	13	63	3401	12.1	-139	18047	47.2	18:41	9	0	5	
FLYERS TOTALS			9	0	3	235	11.9	-23	18535	46.2	14:02	1	0	0	


VINCENT
40 LECAVALIER



CAREER STATS VS. NHL

TEAM	GP	G	A	PTS	PIM
ANAHEIM	17	3	11	14	2
ARIZONA	21	9	13	22	7
BOSTON	55	22	29	51	38
BUFFALO	55	22	21	43	50
CALGARY	17	5	9	14	9
CAROLINA	87	31	48	79	70
CHICAGO	18	5	5	10	4
COLORADO	20	4	9	13	8
COLUMBUS	18	6	3	9	2
DALLAS	15	5	5	10	10
DETROIT	18	2	7	9	6
EDMONTON	16	6	5	11	6
FLORIDA	84	28	44	72	54
LOS ANGELES	18	4	6	10	8
MINNESOTA	15	4	4	8	2
MONTREAL	58	20	25	45	73
NASHVILLE	19	7	7	14	4
NEW JERSEY	57	18	29	47	25
NY ISLANDERS	58	26	27	53	41
NY RANGERS	60	17	18	35	36
OTTAWA	54	20	21	41	30
PHILADELPHIA	52	15	27	42	82
PITTSBURGH	59	29	20	49	53
SAN JOSE	20	3	8	11	12
ST. LOUIS	17	3	8	11	12
TAMPA BAY	4	1	0	1	0
TORONTO	55	23	31	54	20
VANCOUVER	15	4	3	7	5
WASHINGTON	83	35	36	71	109
WINNIPEG	78	34	41	75	48
NHL TOTALS:	1163	411	520	931	826

ANDREW 47 MACDONALD



DEFENSE

BIRTHDATE: September 7, 1986 **BIRTHPLACE:** Judique, Nova Scotia

SEASON: 8th NHL, 3rd FLYERS | **HEIGHT:** 6'1" | **WEIGHT:** 204 | **SHOOTS:** Left

ACQUIRED: Trade from New York Islanders – February 4, 2014

2014-15

Appeared in 58 games... scored his first goal as a Flyer Oct. 18 at DAL... recorded his 100th NHL point Dec. 23 at MIN.

CAREER

2013-14: Appeared in 19 games for the Flyers following his acquisition from NYI on February 4, recording four assists... Appeared in his 300th NHL game on March 16 at PIT... With NYI: Recorded a five-game assist streak (OG, 6A) from Dec. 29 - Jan. 6... Had consecutive two-assist games on Dec. 31 at BOS and Jan. 2 vs. CHI... Played a career-high 31:26 on Oct. 22 vs. VAN... Led NHL in blocked shots (242). **2012 - 13: Playoffs:** Made his Stanley Cup Playoff debut, appearing in the first four games of the Islanders' Eastern Conference Quarterfinals against PIT... Suffered a hand injury in Game 4 and missed the remainder of the series. **Regular Season:** Scored 12 points (3G, 9A) in 48 during his fourth season with the Islanders... Led the team in average time on ice (23:31)... Tied for third in the NHL in blocked shots (123), two shy of the league lead... Appeared in his 200th NHL game on Feb. 19 at OTT... Had a two-point game (1G, 1A), including his first goal of the season on Feb. 28 vs. TOR... Recorded his 50th career assist on April 16 vs. FLA... During the NHL lockout, appeared in 21 games with HC Energie Karlovy Vary of the Czech League, scoring five points (1 G, 4 A). **2011-12:** Appeared in a career-high 75 games during his third full season with the Islanders, scoring 19 points (5G, 14A)... Established a career-best in goals... Ranked 10th on the team and third amongst defensemen in points... Led all Islanders and tied for fifth in the league with 185 blocked shots... Led the club in shifts per game (26.7) and co-led all Islanders in average time on ice per game (23:22)... Led the Islanders in ice time 27 times (15-8-4)... Scored the Islanders' first goal of the season on Oct. 10 vs. MIN... Missed seven games due to a right leg injury suffered on Nov. 29 at BUF... Recorded a team season-high 29:19 of ice-time on Feb. 7 at PHI. **2010-11:** Led Islanders defensemen in points with 27 (4G, 23A) and in plus-minus rating (+9) during his second NHL campaign and fourth professional season... Posted career highs in assists (23), points and plus-minus... Led the team and tied for 14th in the NHL in blocked shots with 160... Had five multi-point games... Suffered a hand injury in his seventh game of the season on Oct. 21 at TBL and missed 15 games... Recorded the first multi-point game of his career on Dec. 22 vs. TBL (2A)... Had a four-game assist streak from Dec. 18-26 (5A)... Recorded consecutive two-assist games on Dec. 31 at DET and Jan. 3 at CGY... Had a three-game assist streak from Jan. 11-15 (3A)... Recorded his first-career fighting major on Feb. 11 vs. PIT (Vitale)... Suffered a broken nose on Feb. 15 at OTT... Had a four-game assist streak from Feb. 21-26 (4A)... Scored two goals in his 100th NHL/Islanders game on Mar. 5 vs. STL... Was shut down for the season with a hip injury on Mar. 25, with seven games remaining. **2009-10:** Began his third professional season with the Bridgeport Sound Tigers (AHL), playing in 21 games and scoring eight points (2G, 6A) before being called up by the Islanders for the remainder of the season... In 46 games with the Islanders, scored seven points (1 G, 6A)... Scored his first NHL point/goal on Dec. 17 vs. NYR... Returned to Bridgeport for the Calder Cup Playoffs... Led Bridgeport in postseason scoring with three goals and one assist in the five-game Eastern Conference Quarterfinals against Hershey. **2008-09:** Posted AHL career-highs in games played (69), goals (9), assists (24), points (33) and penalty minutes (46) with Bridgeport in his second professional season... Made his NHL debut with the Islanders on Feb. 28 vs. BUF... Registered a plus-2 rating in three NHL games... Played in the AHL All-Star Classic... Added two points (1G, 1A) and a plus-2 rating in five Calder Cup Playoff games with Bridgeport. **2007-08:** Started the season with Bridgeport and scored five points (2G, 3A) in 21 games before being reassigned to the Utah Grizzlies (ECHL)... Recorded 12 points (1G, 11A) in 37 games with Utah... Helped Utah reach the National Conference Finals, scoring 12 points (3G, 9A) in 15 postseason games. **Amateur Career: 2006-07:** Scored a career-high 58 points (14G, 44A) and added 81 penalty minutes in 65 games with the Moncton Wildcats (Quebec Major Junior Hockey League)... Made his professional debut with Bridgeport at the end of the season, playing in three games. **2005-06:** Played for the President Cup Champion Moncton Wildcats... Netted 46 points (6G, 40A) in 68 regular season games during his rookie QMJHL campaign... Added 13 points (2G, 11A) and a plus-9 rating in 21 playoff games.

STATISTICAL CAREER HIGHS

	FLYERS	CAREER
MOST GOALS (GAME)	1 (2 TIMES)	2 vs. STL (3/5/11)
MOST ASSIST (GAME)	1 (FOURTEEN TIMES)	2 (EIGHT TIMES)
MOST POINTS (GAME)	2 (TWO TIMES)	2 (11 TIMES)
MOST GOALS (SEASON)	2 (2014-15)	5 (2011-12)
MOST ASSIST (SEASON)	10 (2014-15)	24 (2013-14)
MOST POINTS (SEASON)	12 (2014-15)	28 (2013-14)
LONGEST GOAL-SCORING STREAK	N/A	2 GAMES (3/2/11-3/5/11)
LONGEST ASSIST-SCORING STREAK	3 GAMES (12/2/14-12/6/14)	5 GAMES (12/29/13-1/6/14)
LONGEST POINT-SCORING STREAK	3 GAMES (12/2/14-12/6/14)	5 GAMES (12/29/13-1/6/14)

ANDREW 47 MACDONALD

CAREER RECORD

YEAR	TEAM	LEAGUE	REGULAR SEASON					PLAYOFFS				
			GP	G	A	PTS	PIM	GP	G	A	PTS	PIM
2003-04	Truro	MJrHL	50	8	20	28	43	10	0	0	0	--
2004-05	Truro	MJrHL	56	11	22	33	60	17	6	7	13	--
2005-06	Moncton	QMJHL	68	6	40	46	62	21	2	11	13	10
	Moncton - M-Cup (a)	QMJHL	--	--	--	--	--	5	0	1	1	2
2006-07	Moncton	QMJHL	65	14	44	58	81	7	1	5	6	4
	Bridgeport	AHL	3	0	0	0	0	--	--	--	--	--
2007-08	Bridgeport	AHL	21	2	3	5	10	--	--	--	--	--
	Utah	ECHL	37	1	11	12	39	15	3	9	12	12
2008-09	NY Islanders	NHL	3	0	0	0	2	--	--	--	--	--
	Bridgeport	AHL	69	9	24	33	46	5	1	1	2	4
2009-10	NY Islanders	NHL	46	1	6	7	20	--	--	--	--	--
	Bridgeport	AHL	21	2	6	8	29	5	3	1	4	10
2010-11	NY Islanders	NHL	60	4	23	27	37	--	--	--	--	--
2011-12	NY Islanders	NHL	75	5	14	19	26	--	--	--	--	--
2012-13	NY Islanders	NHL	48	3	9	12	20	--	--	--	--	--
	HC Energie Karlovy Vary-CzRep21		1	4	5	10	--	--	--	--	--	--
	HC Banik Sokolov-CzRep-3		1	0	0	0	0	--	--	--	--	--
2013-14	NY Islanders (b)	NHL	63	4	20	24	34	4	0	0	0	4
	FLYERS	NHL	19	0	4	4	16	7	1	1	2	8
2014-15	FLYERS	NHL	58	2	10	12	41	--	--	--	--	--
	NHL TOTALS		372	19	86	105	196	11	1	1	2	12
	FLYERS TOTALS		77	2	14	16	57	7	1	1	2	8

(a) Drafted by the New York Islanders in the 6th round (160th overall) in 2006.

(b) Traded to Philadelphia by NY Islanders for a 2014 third-round pick, a 2015 second-round pick and Matt Mangene, Feb 4, 2014.

MISCELLANEOUS STATS

YEAR	TEAM	LEAGUE	REGULAR SEASON								PLAYOFFS			
			PP	SH	GW	S	S%	+/-	TF	F%	MIN	PP	SH	GW
2008-09	NY Islanders	NHL	0	0	0	1	0	2	--	--	10:10	--	--	--
2009-10	NY Islanders	NHL	0	0	0	43	2.3	4	--	--	20:05	--	--	--
2010-11	NY Islanders	NHL	1	0	1	72	5.6	9	--	--	23:24	--	--	--
2011-12	NY Islanders	NHL	1	0	0	71	7	-5	--	--	23:22	--	--	--
2012-13	NY Islanders	NHL	1	0	1	45	6.7	-2	--	--	23:31	0	0	0
2013-14	NY Islanders	NHL	2	0	2	72	5.6	24	--	--	25:25	--	--	--
	FLYERS	NHL	0	0	0	20	0	-3	--	--	22:36	0	0	0
2014-15	FLYERS	NHL	1	0	0	62	3.2	-5	--	--	20:00	--	--	--
	NHL TOTALS		6	0	4	386	4.9	24	--	--	22:38	0	0	0
	FLYERS TOTALS		1	0	0	82	2.4	-8	--	--	20:30	0	0	0


ANDREW
47 MACDONALD



CAREER STATS VS. NHL

TEAM	GP	G	A	PTS	PIM
ANAHEIM	6	0	2	2	8
ARIZONA	7	0	4	4	0
BOSTON	20	1	5	6	4
BUFFALO	16	0	5	5	0
CALGARY	5	1	2	3	0
CAROLINA	17	1	5	6	10
CHICAGO	7	0	3	3	2
COLORADO	8	0	2	2	8
COLUMBUS	7	0	1	1	2
DALLAS	7	1	3	4	2
DETROIT	8	0	4	4	4
EDMONTON	4	0	0	0	0
FLORIDA	15	1	4	5	4
LOS ANGELES	6	0	2	2	4
MINNESOTA	7	3	2	5	6
MONTREAL	14	0	1	1	4
NASHVILLE	7	0	0	0	6
NEW JERSEY	27	2	5	7	8
NY ISLANDERS	3	0	1	1	2
NY RANGERS	27	2	5	7	18
OTTAWA	16	0	2	2	20
PHILADELPHIA	20	0	4	4	4
PITTSBURGH	28	0	3	3	25
SAN JOSE	3	0	1	1	0
ST. LOUIS	9	3	1	4	14
TAMPA BAY	18	1	4	5	17
TORONTO	21	1	5	6	12
VANCOUVER	5	0	2	2	2
WASHINGTON	19	1	6	7	8
WINNIPEG	15	1	2	3	2
NHL TOTALS:	372	19	86	105	196

BRANDON 23 MANNING



DEFENSEMAN

BIRTHDATE: June 4, 1990 | **BIRTHPLACE:** Prince George, British Columbia
HEIGHT: 6'1" | **WEIGHT:** 205 | **SHOOTS:** Left | **SEASON:** 3rd NHL, 3rd FLYERS
ACQUIRED: Free Agent – signed Nov 23, 2010

2014-15

Appeared in 11 games...posting 3 assists and 10 shots. Recorded an assist in his Flyers season debut Oct. 30 at Tampa Bay.... Has recorded a goal and four assists for five points in six games, along with 15 PIM, for the Flyers' AHL affiliate, the Lehigh Valley Phantoms.

CAREER

2013-14: Served as an alternate captain with Adirondack... played a career-high 73 games and recorded career highs in goals (8), assists (23) and points (31)... recorded three-point game (2G, 1A) Dec. 20 at Norfolk... scored OT game-winning goal in first game of season on Oct. 5 at Hershey. **2012-2013:** Appeared in 6 games with the Flyers... Recorded 1st NHL point on Apr. 16 with an assist vs. NYR... Played in 65 games with Adirondack and recorded 21 points (6G, 15A)... scored overtime game-winner on Oct. 28 at Syracuse. **2011-12:** Scored 6 goals with 13 assists in 46 games for the Phantoms... Returned to Adirondack on March 13 after appearing in four games... recalled by the Flyers on March 8 and made his NHL debut that night vs TBL... scored first professional goal Jan. 13 vs. Hamilton... made his AHL debut on Dec. 3 at Norfolk after missing first two months due to injury. **2010-11:** Was team captain for Chilliwack (WHL)... Led all WHL defensemen in scoring with 21 goals and 32 assists... Skated in all 5 playoff games... Signed a 3-year entry-level contract with PHL in Nov... **2009-10:** Was team captain for Chilliwack... Was Chilliwack's 3rd leading scorer with 13 goals and 41 assists... Was 3rd on the team with 138 PMs and a +20 plus/minus... Had 6 assists in 6 playoff games... **2008-09:** Made debut with Chilliwack and played 72 games... Scored 11 goals with 18 assists.

CAREER RECORD

YEAR	TEAM	LEAGUE	REGULAR SEASON					PLAYOFFS				
			GP	G	A	PTS	PIM	GP	G	A	PTS	PIM
2007-08	Chilliwack	WHL	6	0	0	0	8	4	0	0	0	4
2008-09	Chilliwack	WHL	72	11	18	29	140	--	--	--	--	--
2009-10	Chilliwack	WHL	69	13	41	54	138	6	0	6	6	10
2010-11	Chilliwack	WHL	53	21	32	53	129	5	1	0	1	8
2011-12	PHANTOMS	AHL	46	6	13	19	81	--	--	--	--	--
	FLYERS	NHL	4	0	0	0	0	--	--	--	--	--
2012-13	PHANTOMS	AHL	65	6	15	21	135	--	--	--	--	--
	FLYERS	NHL	6	0	2	2	0	--	--	--	--	--
2013-14	PHANTOMS	AHL	73	8	23	31	231	--	--	--	--	--
2014-15	FLYERS	NHL	11	0	3	3	7	--	--	--	--	--
JUNIOR TOTALS			200	45	91	136	415	15	1	6	7	22
AHL TOTALS			184	20	51	71	447	0	0	0	0	0
FLYERS/NHL TOTALS			21	0	5	5	7	0	0	0	0	0

(a) Signed as a free agent by Philadelphia, November 23, 2010.

MISCELLANEOUS STATS

MISCELLANEOUS STATS			REGULAR SEASON								PLAYOFFS			
YEAR	TEAM	LEAGUE	PP	SH	GW	S	S%	+/-	TF	F%	MIN	PP	SH	GW
2011-12	FLYERS	NHL	0	0	0	6	0	1	0	0	13:44	--	--	--
2012-13	FLYERS	NHL	0	0	0	5	0	2	0	0	14:48	--	--	--
2014-15	FLYERS	NHL	0	0	0	10	0	3	0	0	17:10	--	--	--
FLYERS/NHL TOTALS			0	0	0	21	0	8	0	0	15:50	--	--	--


BRANDON
23 MANNING



CAREER STATS VS. NHL

TEAM	GP	G	A	PTS	PIM
ANAHEIM	0	0	0	0	0
ARIZONA	0	0	0	0	0
BOSTON	1	0	0	0	0
BUFFALO	0	0	0	0	0
CALGARY	0	0	0	0	0
CAROLINA	3	0	0	0	5
CHICAGO	0	0	0	0	0
COLORADO	0	0	0	0	0
COLUMBUS	0	0	0	0	0
DALLAS	0	0	0	0	0
DETROIT	0	0	0	0	0
EDMONTON	0	0	0	0	0
FLORIDA	2	0	0	0	0
LOS ANGELES	0	0	0	0	0
MINNESOTA	0	0	0	0	0
MONTREAL	0	0	0	0	0
NASHVILLE	0	0	0	0	0
NEW JERSEY	3	0	0	0	2
NY ISLANDERS	2	0	2	2	0
NY RANGERS	1	0	1	1	0
OTTAWA	2	0	0	0	0
PHILADELPHIA	0	0	0	0	0
PITTSBURGH	4	0	1	1	0
SAN JOSE	1	0	0	0	0
ST. LOUIS	0	0	0	0	0
TAMPA BAY	1	0	1	1	0
TORONTO	1	0	0	0	0
VANCOUVER	0	0	0	0	0
WASHINGTON	0	0	0	0	0
WINNIPEG	0	0	0	0	0
NHL TOTALS:	21	0	5	5	7

STEVE 35 MASON



GOALIE

BIRTHDATE: May 29, 1988 | **BIRTHPLACE:** Oakville, Ontario

SEASON: 8th NHL, 4th Flyers | **HEIGHT:** 6'4" | **WEIGHT:** 210 | **CATCHES:** Right

ACQUIRED: Trade from Columbus, April 3, 2013

2014-15

Appeared in 51 games... recorded a .928 save percentage, which ranked third in the NHL and was the second-best single-season save percentage in franchise history for a goalie that played the majority of the team's games in that season... recorded a 2.25 GAA, which ranked seventh in the NHL and was the lowest for a regular Flyers goaltender since 2003-04... recorded 150th NHL win Apr. 5 vs. PIT... on two occasions, recorded shutouts in games the Flyers lost in the shootout, March 12 at STL and Nov. 24 at NYI... were the second and third times in his career he was credited with a shutout when losing in a shootout (4-9-10, DET at CBJ)... the 46 saves on Nov. 24 were the second-most he'd ever made in an NHL game, one shy of his career high of 47, done twice with CBJ (11-19-10 at ANA, 12-17-08 vs. SJS), and marked the most he's ever had in a shutout and the most he's had as a Flyer... recorded 50th win as a Flyer Mar. 5 vs. STL... played 100th game as a Flyer Jan. 31 vs. TOR.

CAREER

2013-14: Won the Gene Hart Memorial Award for the Flyer who played the most "heart" as voted by the Philadelphia Flyers Fan Club... Recorded his 21st career shutout and his second as a Flyer on Jan. 28 vs. Detroit... Went six consecutive starts without a regulation loss from Dec. 9-23, posting a record of 4-0-2 in that span... Recorded his 20th career shutout and his first shutout win as a Flyer on Nov. 30 at Nashville. **2012-13:** Recorded a 4-2 record, 1.90 GAA and .944 SV% in seven games with the Flyers after being acquired at the trade deadline... finished his season with wins in four consecutive starts... made 38 or more saves in three of those four wins (38 vs. NYR, April 16; 39 vs. BOS, April 23; 43 at OTT, April 27)... picked up his first win as a Flyer in his first home start on April 16 vs. NYR... played his first game as a Flyer on April 6 at Winnipeg, stopping all nine shots he faced in a third period relief appearance... was 3-6 with a 2.95 GAA and a .899 SV% in 13 appearances for Columbus. **2011-12:** Played his fourth season in Columbus... Had two assists (March 17 at VAN and April 5 at COL) to tie the club record for goaltender assists in a season... finished the season with a record of 11-7-1 with a .911 SV% in his final 19 games... Played the 200th game of his NHL career Jan. 31 at SJS... Stopped all 33 shots he faced March 1 at COL for his 19th career shutout. **2010-11:** Faced a career-high 50 shots and matched his career high with 47 saves Nov. 19 at ANA... Ranked seventh (tied) in the NHL in shutouts and had two assists to tie the club record for goaltender assists in a season in 2009-10... Had 32 saves and registered the first point of his NHL career with an assist Oct. 24 at ANA. **2009-10:** Played the 100th game of his NHL career Jan. 26 vs. NSH. **2008-09 Playoffs:** Made his Stanley Cup Playoff debut in Game 1 of the Western Conference Quarterfinals (WCQF) at Detroit on April 16, 2009... Registered the first point of his Stanley Cup Playoff career with an assist in Game 4 of the WCQF April 23 vs. Detroit. **Regular Season:** Won the Calder Trophy as the NHL rookie of the year and finished as the runner-up for the Vezina Trophy as top goaltender in the NHL... was named Second Team NHL All-Star and to the All-Rookie Team after leading the NHL and setting a club record for shutouts... set a franchise record for wins and ranked second in the NHL in GAA, ninth (tied) in wins and 11th (tied) in SV%... Named NHL Rookie of the Month for November and December 2008... Named to the NHL YoungStars Game presented by Upper Deck (did not play)... Became first goaltender in franchise history to post three-straight shutouts (Dec. 27-31) and set the individual and team franchise records for longest shutout streak, going 199:19 without allowing a goal (2:08 remaining in game Dec. 23 vs. LAK through 17:20 of the first period Jan. 2 at COL)... Stopped 47-of-48 shots Dec. 17 vs. SJS that left him one save shy of the franchise record of 48 (set twice previously)... Opened the 2008-09 season playing in three games with Syracuse (AHL) and stopped 31-of-32 shots to earn his first professional win in his first professional game Oct. 29 at Grand Rapids. **Amateur Career:** Combined to play three seasons (2005-08) with London and Kitchener (OHL)... Ranked third in the OHL in wins, fourth in SV% and was fifth in GAA and shutouts (tied) in 2007-08... Appeared in five playoff games before suffering a knee injury that forced him to miss the remainder of the playoffs in 2007-08... Represented Canada at the 2008 World Junior Championships and was named the Most Valuable Player and Top Goaltender of the tournament after leading Canada to its fourth-straight gold medal... Was recalled to Columbus three times during the 2007-08 season, but did not see any game action... Led the Knights to their fourth-consecutive Hamilton Spectator Trophy, along with the team's fourth-consecutive Midwest Division championship in 2006-07... Was named OHL Goaltender of the Year and his 45 regular season wins set an OHL record for goaltenders in 2006-07.

STEVE 35 MASON

CAREER RECORD

YEAR	TEAM	LEAGUE	REGULAR SEASON										PLAYOFFS						
			GP	Min	GA	SO	GAA	W	L	OT	GP	Min	GA	SO	GAA	W	L		
2005-06	London	OHL	12	497	22	0	2.66	5	3	0	4	150	7	0	2.80	0	1		
2006-07	London	OHL	62	3,733	199	2	3.20	45	13	4	16	931	54	0	3.48	9	7		
2007-08	London	OHL	26	1,569	73	2	2.79	19	4	3	--	--	--	--	--	--	--		
	Kitchener	OHL	16	961	33	1	2.06	13	3	0	5	313	10	1	1.92	5	0		
2008-09	Columbus	NHL	61	3,664	140	10	2.29	33	20	7	--	--	--	--	--	--	--		
	Syracuse	AHL	3	184	5	0	1.63	2	1	0	--	--	--	--	--	--	--		
2009-10	Columbus	NHL	58	3,201	163	5	3.06	20	26	9	--	--	--	--	--	--	--		
2010-11	Columbus	NHL	54	3,027	153	3	3.03	24	21	7	--	--	--	--	--	--	--		
2011-12	Columbus	NHL	46	2,534	143	1	3.39	16	26	3	--	--	--	--	--	--	--		
2012-13	Columbus (a)	NHL	13	712	35	0	2.95	3	6	1	--	--	--	--	--	--	--		
	FLYERS	NHL	7	378	12	0	1.90	4	2	0	--	--	--	--	--	--	--		
2013-14	FLYERS	NHL	61	3,486	145	4	2.50	33	18	7	5	243	8	0	1.97	2	2		
2014-15	FLYERS	NHL	51	2,885	108	3	2.25	18	18	11	--	--	--	--	--	--	--		
NHL TOTALS			351	19887	899	26	2.71	151	137	45	5	243	8	0	1.97	2	2		
FLYERS TOTALS			119	6749	265	7	2.36	55	38	18	5	243	8	0	1.97	2	2		

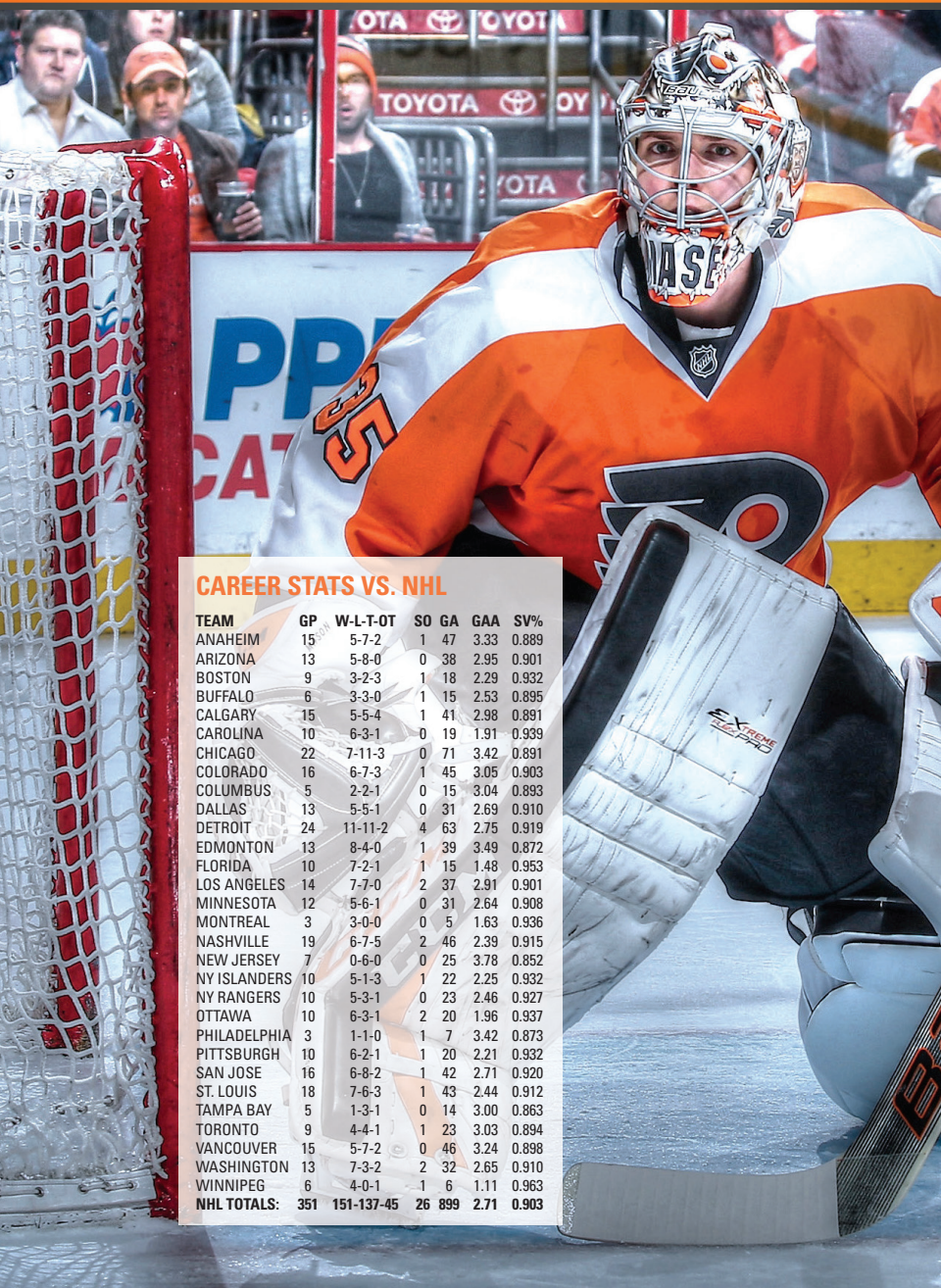
(a) Drafted by Columbus in the third round (69th overall) of the 2006 NHL Entry Draft

(b) Traded to Philadelphia from Columbus in exchange for goaltender Michael Leighton and a third-round draft pick in 2015, April 3, 2013.

STATISTICAL CAREER HIGHS

	FLYERS	CAREER
WINS (SEASON)	33 (2013-14)	33 (TWO TIMES)
SHUTOUTS (SEASON)	4 (2013-14)	10 (2008-09)


STEVE 35 MASON



CAREER STATS VS. NHL

TEAM	GP	W-L-T-OT	SO	GA	GAA	SV%
ANAHEIM	15	5-7-2	1	47	3.33	0.889
ARIZONA	13	5-8-0	0	38	2.95	0.901
BOSTON	9	3-2-3	1	18	2.29	0.932
BUFFALO	6	3-3-0	1	15	2.53	0.895
CALGARY	15	5-5-4	1	41	2.98	0.891
CAROLINA	10	6-3-1	0	19	1.91	0.939
CHICAGO	22	7-11-3	0	71	3.42	0.891
COLORADO	16	6-7-3	1	45	3.05	0.903
COLUMBUS	5	2-2-1	0	15	3.04	0.893
DALLAS	13	5-5-1	0	31	2.69	0.910
DETROIT	24	11-11-2	4	63	2.75	0.919
EDMONTON	13	8-4-0	1	39	3.49	0.872
FLORIDA	10	7-2-1	1	15	1.48	0.953
LOS ANGELES	14	7-7-0	2	37	2.91	0.901
MINNESOTA	12	5-6-1	0	31	2.64	0.908
MONTREAL	3	3-0-0	0	5	1.63	0.936
NASHVILLE	19	6-7-5	2	46	2.39	0.915
NEW JERSEY	7	0-6-0	0	25	3.78	0.852
NY ISLANDERS	10	5-1-3	1	22	2.25	0.932
NY RANGERS	10	5-3-1	0	23	2.46	0.927
OTTAWA	10	6-3-1	2	20	1.96	0.937
PHILADELPHIA	3	1-1-0	1	7	3.42	0.873
PITTSBURGH	10	6-2-1	1	20	2.21	0.932
SAN JOSE	16	6-8-2	1	42	2.71	0.920
ST. LOUIS	18	7-6-3	1	43	2.44	0.912
TAMPA BAY	5	1-3-1	0	14	3.00	0.863
TORONTO	9	4-4-1	1	23	3.03	0.894
VANCOUVER	15	5-7-2	0	46	3.24	0.898
WASHINGTON	13	7-3-2	2	32	2.65	0.910
WINNIPEG	6	4-0-1	1	6	1.11	0.963
NHL TOTALS:	351	151-137-45	26	899	2.71	0.903

EVGENY 82 MEDVEDEV



DEFENSEMAN

BIRTHDATE: August 27, 1982 | **BIRTHPLACE:** Chelyabinsk, Russia

HEIGHT: 6'3" | **WEIGHT:** 187 | **SHOOTS:** Left | **SEASON:** 1st NHL, 1st FLYERS

ACQUIRED: Free Agent – Signed on May 20, 2015

2014-15

Regular Season: Appeared in 43 games for Ak Bars Kazan of the KHL... Recorded 16 points (3G,13A)... Posted 26 penalty minutes and a plus-12 rating... Represented Russia at the World Championships... Received the silver medal after losing to Canada in the gold-medal game... Playoffs: Recorded one goal and four assists in 14 games... Posted 12 penalty minutes.

CAREER

2013-14: Regular Season: Appeared in 50 games for the Kazan... Recorded 24 points (3G,21A)... Tallied 55 penalty minutes... Represented Russia at the 2014 Olympics in Sochi... Appeared in his 3rd KHL All-Star game... Represented Russia at the World Championships... Had two assists against Sweden in semifinal game... Received gold medal after defeating Finland in the championship game... Playoffs: Recorded one goal and 31 penalty minutes in five games. **2012-13:** Regular Season: Appeared in 49 games for the Kazan... Recorded 26 points (6G,20A)... Posted 44 penalty minutes and a plus-22 rating... Made an appearance in the KHL All-Star game... Named KHL Defenseman of the Month in September... Playoffs: Recorded 7 assists and 12 penalty minutes in 18 games. **2011-12:** Regular Season: Appeared in 45 games for the Kazan... Recorded 24 points (5G,19A)... Posted 36 penalty minutes and a plus-six rating... Made his first appearance in the KHL All-Star game... Named KHL Defenseman of the Month in December... Represented Russia in the World Championships... Received the gold medal after defeating Slovakia 6-2 in the final game... Finished the tournament undefeated with a record of 10-0-0... Playoffs: Recorded one assist and six penalty minutes in 6 games. **2010-11:** Regular Season: Appeared in 49 games for the Kazan... Recorded 20 points (4G,16A)... Posted 54 penalty minutes and a plus-26 rating... Playoffs: Recorded three assists and six penalty minutes in nine games. **2009-10:** Regular Season: Appeared in 48 games for the Kazan... Recorded 12 points (2G,10A)... Playoffs: Recorded two goals and 3 assists in 17 games... Posted 32 penalty minutes... Won the Gagarin Cup league championship. **2008-09:** Regular Season: Appeared in 48 games for the Kazan... Recorded 19 points (8G,11A)... Posted 64 penalty minutes and a plus-22 rating... Playoffs: Recorded two goals and five assists in 21 games... Tallied 32 penalty minutes... Won the Gagarin Cup league championship. **2007-08:** Regular Season: Appeared in 41 games for the Kazan... Recorded 26 points (6G,20A)... Posted 89 penalty minutes and a plus-17 rating... Playoffs: Recorded two goals and one assist in eight games.

82 MEDVEDEV

EVGENY

CAREER RECORD

CAREER RECORD			REGULAR SEASON					PLAYOFFS				
YEAR	TEAM	LEAGUE	GP	G	A	PTS	PIM	GP	G	A	PTS	PIM
1998-99	Michel Chelyabinsk-2	Russia3	9	1	2	3	4	--	--	--	--	--
1999-00	Traktor Chelyabinsk-2	Russia3	11	1	1	2	4	--	--	--	--	--
2000-01	Michel Chelyabinsk-2	Russia3	--	--	--	--	--	--	--	--	--	--
2002-03	Michel Chelyabinsk	Russia	11	0	0	0	6	--	--	--	--	--
2003-04	Metallurg Serov	Russia2	34	7	11	18	24	--	--	--	--	--
2004-05	Michel Chelyabinsk	Russia2	44	5	6	11	42	5	1	0	1	8
	Michel Chelyabinsk-2	Russia3	1	1	0	1	2	--	--	--	--	--
2005-06	Severstal Cherepovets	Russia	49	4	5	9	54	2	0	0	0	6
2006-07	Severstal Cherepovets	Russia	50	10	10	20	115	3	0	0	0	8
	Severstal Cherepovets-2	Russia3	1	0	0	0	6	--	--	--	--	--
2007-08	Ak Bars Kazan	KHL	41	6	20	26	89	8	2	1	3	4
	Russia	EHT	8	1	1	2	26	9	0	3	3	6
2008-09	Ak Bars Kazan	KHL	48	8	11	19	64	21	2	5	7	32
2009-10	Ak Bars Kazan	KHL	48	2	10	12	40	17	2	3	5	32
2010-11	Ak Bars Kazan	KHL	49	4	16	20	54	9	0	3	3	6
2011-12	Ak Bars Kazan	KHL	45	5	19	24	36	6	0	1	1	6
	Russia	EHT	6	0	0	0	4	--	--	--	--	--
	Russia	WC	10	1	3	4	4	--	--	--	--	--
	Russia (all)	International	20	1	3	4	10	--	--	--	--	--
2012-13	Ak Bars Kazan	KHL	49	6	20	26	44	18	0	7	7	12
	Russia	EHT	11	2	0	2	4	--	--	--	--	--
	Russia	WC	8	2	5	7	6	--	--	--	--	--
	Russia (all)	International	19	4	5	9	10	--	--	--	--	--
2013-14	Ak Bars Kazan "A"	KHL	50	3	21	24	55	5	1	0	1	31
	Russia	EHT	8	0	3	3	4	--	--	--	--	--
	Russia	OG	5	0	1	1	2	--	--	--	--	--
	Russia	WC	10	0	4	4	6	--	--	--	--	--
	Russia (all)	International	27	0	10	10	16	--	--	--	--	--
	Ak Bars Kazan "A"	KHL	43	3	13	16	26	14	1	3	4	12
2014-15	Russia "A"	EHT	6	2	3	5	8	--	--	--	--	--
	Russia "A"	WC	7	0	3	3	6	--	--	--	--	--
	Russia (all)	International	13	2	6	8	14	--	--	--	--	--
	EURO HOCKEY TOUR TOTALS:			39	5	7	12	46	--	--	--	--
INTERNATIONAL TOTALS:			79	7	24	31	50	--	--	--	--	--
KHL TOTALS:			332	31	110	141	319	90	6	22	28	131
OLYMPIC TOTALS:			5	0	1	1	2	--	--	--	--	--
RUSSIA TOTALS:			151	20	35	55	264	13	2	1	3	18
RUSSIA2 TOTALS:			78	12	17	29	66	5	1	0	1	8
RUSSIA3 TOTALS:			23	3	3	6	16	--	--	--	--	--
WORLD CHAMPIONSHIP TOTALS:			35	3	15	18	22	--	--	--	--	--

(a) Signed as a free agent by Philadelphia, May 20, 2015


MICHAEL 30 NEUVIRTH

GOALIE

BIRTHDATE: March 23, 1988 | **BIRTHPLACE:** Usti Nad Labem, Czech Republic

SEASON: 9th NHL, 1st Flyers | **HEIGHT:** 6'0" | **WEIGHT:** 209 | **CATCHES:** Left

ACQUIRED: Free Agent- Signed July 1, 2015



2014-15

Regular Season: Split season between BUF and NYI... traded by BUF to NYI on March 2 in exchange for Chad Johnson and a third-round pick in 2016... appeared in five games for NYI, going 1-3-1 with a 2.94 GAA and .881 save percentage... in 27 games for BUF, was 6-17-3 with a 2.99 GAA and .918 save percentage... **Playoffs:** Made one appearance, stopping six saves in 11 minutes in relief of Jaroslav Halak in Game 5 of their first-round series vs. Washington.

CAREER:

2013-14: Made 42 saves in his Sabres debut at FLA (3/7) ... Turned aside a career-high 51 of 54 shots faced at CAR (3/13) ... Missed the season's final 15 games with a hip injury (3/16-4/13) ... Appeared in 13 games with Washington, recording a 4-6-2 record with a 2.82 goals-against average and a save percentage of .914 ... Stopped 42 of 45 shots at DET (1/31) ... Stopped 32 shots and recorded an assist at PHX (11/9) ... Missed six games with injury (11/29-12/10) ... Stopped 27 of 28 shots in win vs. CGY (10/3). **2012-13:** Went 4-5-2 with a 2.74 goals-against average and a .910 save percentage in 13 games for Washington ... Played in 24 games for HC Sparta Praha in the Czech Republic during the lockout and posted a 2-51 goals-against average and a .925 save percentage... **2011-12:** Went 13- 13-5 with a 2.82 goals-against average and a .903 save percentage in 38 games for Washington ... Posted a shutout win vs. TOR in his 100th career NHL game (3/11) ... Recorded his first NHL assist at CHI (3/18) ... Won three-straight games (2/24-2/28) ... Missed five games (10/13-10/22) due to injury... **2010-11:** Finished third among rookie goaltenders in wins (27) and GAA (2.45) ... Tied a Capitals record for shutouts in a season by a rookie with four (Jim Carey, 1994-95) ... Named NHL Rookie of the Month in October ... Set a Capitals franchise record for wins by a rookie goaltender with 21st victory vs. STL (3/3) ... Tied Olaf Kolzig's club record for longest home winning streak (10) before taking a loss vs. BOS (10/19) ... Became the youngest Capitals goaltender to start a season opener since Jim Carey in 1996-97... **2011 Playoffs:** Finished fifth in the postseason (minimum 300 minutes) in goals-against average (2.34) ... Led rookie goaltenders in the playoffs (minimum 300 minutes) in wins (4), games played (9), shots against (261) and minutes (590); ranked second in goals-against average (2.34) and save percentage (.912)... **2009-10:** Split time between Washington and the Hershey Bears (AHL) ... Played in 17 games for the Capitals; posted a 9-4-0 record with a .914 save percentage and 2.75 goals-against average ... Was 7-1-0 with a 1.75 goals-against average and a .945 save percentage in NHL home games ... Recorded career-best three-game winning streak twice (12/19-12/26 and 1/27-2/5) ... Had four wins during the team's franchise-best 14-game winning streak (1/13-2/7) ... Went 15-6-0 in 22 games with Hershey with a .919 save percentage and 2.24 goals-against average ... Had wins in five consecutive starts with Hershey (11/4-11/14)... **2010 Playoffs:** Went 14-4 in leading Hershey to a second consecutive Calder Cup ... Became the first starting goaltender to win back-to-back Calder Cups since Pete Peeters for the Maine Mariners in 1978 and 1979 ... Had the league's third-best goals-against average (2.07) and fifth-best save percentage (.920) in the playoffs ... Went 6-1 in playoff overtime games ... Recorded a 22-save shutout in the Cup-clinching Game 6 vs. Texas (6/14)... **2008-09:** Played in five games for Washington with a 2-1-0 record while spending the bulk of the season with Hershey and South Carolina (ECHL) ... Made his NHL debut at TBL (2/14) and made 31 saves in a 5-1 victory ... Had three AHL games of 40 or more saves, including a 47-save shutout 63 at Binghamton (3/27)... Represented the American Conference at the 2009 ECHL All-Star Game... **2009 Playoffs:** Named the AHL's playoff MVP (Jack A. Butterfield Trophy) after leading Hershey's run to the Calder Cup ... Played all 22 playoff games for Hershey ... Led all AHL goalies in playoff wins and shutouts and had the best goals-against average and save percentage of any goalie who played more than one series ... Posted back-to-back shutouts in Games 6 and 7 against Wilkes-Barre/Scranton (5/10-5/12), becoming the first goalie in AHL history to record shutouts in Games 6 and 7 of a playoff series... **2007-08:** Played 33 games with three teams in the OHL; finished a combined 17-7-5-3 and ranked ninth in the league with a .911 save percentage ... Logged a seven-game winning streak from 10/27-11/25, including three wins with Plymouth and wins in his first four games after being traded to Windsor ... Posted a 2-2-0 record at the World Junior Championship for the Czech Republic; his .910 save percentage ranked fourth in the tournament... **2008 Playoffs:** Played nine playoff games for Oshawa and posted a 7-2-0 record before suffering a season ending injury ... Won his first five playoff starts, leading the Generals to a first round sweep of Ottawa ... Represented the Czech Republic at the World Junior Championship... **2006- 07:** Led the Plymouth to an OHL Championship and a spot in the Memorial Cup semifinals ... Named Whalers' Rookie of the Year ... Named the OHL's second-team All-Star goaltender ... Runner-up for OHL Goaltender of the Year Award ... Won the F.W. "Dinty" Moore Trophy as the first year goaltender with the best goals-against average ... Won the Dave Pinkney Trophy with Jeremy Smith for the best team goals-against average ... Led the OHL in regular-season goals-against average (2.32) and save percentage (.932) ... Named OHL Player of the Week for recording a 1.00 GAA and .970 save percentage in two wins (4/22) ... Set the second-longest shutout streak in franchise history at 16:18 (12/28- 1/6)... **2007 Playoffs:** Appeared in 23 postseason games, going 16-5-2 with a 2.54 GAA and .927 save percentage.

MICHAL

30 NEUVIRTH

CAREER RECORD

REGULAR SEASON											PLAYOFFS						
YEAR	TEAM	LEAGUE	GP	Min	GA	SO	GAA	W	L	OT	GP	Min	GA	SO	GAA	W	L
2006-07	Plymouth	OHL	41	2223	86	4	2.32	26	8	4	23	1299	55	0	2.73	16	7
2007-08	Plymouth	OHL	10	600	26	0	2.6	5	4	1	-	-	-	-	-	-	-
2007-08	Windsor	OHL	8	482	17	0	2.12	6	1	1	-	-	-	-	-	-	-
2007-08	Oshawa	OHL	15	844	57	0	4.05	6	2	6	9	507	21	0	2.49	7	2
2008-09	South Carolina	ECHL	13	762	29	2	2.28	6	7	0	-	-	-	-	-	-	-
2008-09	Hershey	AHL	17	1001	45	1	2.7	9	5	2	22	1346	43	4	1.92	16	6
2008-09	Washington	NHL	5	220	11	0	3	2	1	0	-	-	-	-	-	-	-
2009-10	Hershey	AHL	22	1231	46	1	2.24	15	6	0	18	1133	39	1	2.07	14	4
2009-10	Washington	NHL	17	872	40	0	2.75	9	4	0	-	-	-	-	-	-	-
2010-11	Washington	NHL	48	2689	110	4	2.45	27	12	4	9	590	23	1	2.34	4	5
2011-12	Washington	NHL	38	2020	95	3	2.82	13	13	5	-	-	-	-	-	-	-
2012-13	Sparta Praha	Czech	24	1342	55	1	2.46	11	13	0	-	-	-	-	-	-	-
2012-13	Washington	NHL	13	723	33	0	2.74	4	5	2	-	-	-	-	-	-	-
2013-14	Washington	NHL	13	767	36	0	2.82	4	6	2	-	-	-	-	-	-	-
2013-14	Hershey	AHL	1	60	4	0	4.02	1	0	0	-	-	-	-	-	-	-
2013-14	Buffalo	NHL	2	117	5	0	2.56	0	2	0	-	-	-	-	-	-	-
2014-15	Buffalo	NHL	27	1544	77	0	2.99	6	17	3	-	-	-	-	-	-	-
2014-15	New York Islanders	NHL	5	306	15	0	2.94	1	3	1	1	11	0	0	0	0	0
NHL TOTALS			168	9258	422	7	2.73	66	63	17	10	601	23	1	2.3	4	5

(a) Traded to Buffalo by Washington with Rostislav Klesla for Jaroslav Halak and Buffalo's 3rd round pick (later traded to NY Rangers – NY Rangers selected Robin Kovacs) in 2015 Entry Draft, March 5, 2014.

(b) Traded to NY Islanders by Buffalo for Chad Johnson and NY Islanders' 3rd round pick in 2016 Entry Draft, March 2, 2015.

(c) Signed as a free agent by Philadelphia, July 1, 2015

STATISTICAL CAREER HIGHS

	FLYERS	CAREER
WINS (SEASON)		27 (2010-11)
SHUTOUTS (SEASON)		4 (2010-11)


MICHAEL 30 NEUVIRTH



CAREER STATS VS. NHL

TEAM	GP	W-L-T-OT	SO	GA	GAA	SV%
ANAHEIM	5	2-3-0-0	0	15	3.23	0.896
ARIZONA	3	1-1-0-1	0	8	2.61	0.904
BOSTON	6	1-3-0-0	0	14	3.65	0.861
BUFFALO	6	4-1-0-0	0	15	3.09	0.899
CALGARY	3	2-0-0-0	0	5	1.92	0.934
CAROLINA	8	4-2-0-1	1	21	2.62	0.924
CHICAGO	2	0-2-0-0	0	8	4	0.862
COLORADO	3	0-3-0-0	0	10	3.37	0.878
COLUMBUS	2	2-0-0-0	0	5	2.46	0.929
DALLAS	2	0-2-0-0	0	7	3.53	0.877
DETROIT	6	2-3-0-1	0	22	3.57	0.899
EDMONTON	2	1-1-0-0	0	5	2.52	0.938
FLORIDA	15	3-7-0-2	0	38	2.78	0.917
LOS ANGELES	2	0-1-0-0	0	3	2.28	0.889
MINNESOTA	1	0-1-0-0	0	2	2.03	0.882
MONTREAL	11	5-4-0-1	1	22	2.09	0.929
NASHVILLE	3	2-0-0-1	0	4	1.28	0.959
NEW JERSEY	10	4-2-0-4	1	20	1.94	0.933
NY ISLANDERS	8	5-2-0-0	0	14	1.88	0.933
NY RANGERS	7	1-5-0-0	0	26	4.6	0.856
OTTAWA	7	4-1-0-1	0	12	1.85	0.939
PHILADELPHIA	8	2-3-0-1	0	19	2.77	0.91
PITTSBURGH	6	2-1-0-2	2	12	2.12	0.926
SAN JOSE	5	1-3-0-0	0	11	2.56	0.92
ST. LOUIS	2	1-1-0-0	0	8	4	0.857
TAMPA BAY	7	3-2-0-0	0	16	2.84	0.919
TORONTO	14	7-4-0-1	1	38	2.96	0.897
VANCOUVER	3	1-2-0-0	0	10	3.77	0.898
WASHINGTON	0	0-0-0-0	0	0	0	0
WINNIPEG	11	6-3-0-1	1	32	2.94	0.912
NHL TOTALS:	168	66-63-0-17	7	422	2.73	0.912

MICHAEL 12 RAFFL



RIGHT WING | RAH-full

BIRTHDATE: December 1, 1988 | **BIRTHPLACE:** Villach, Austria
HEIGHT: 6'0" | **WEIGHT:** 200 | **SHOOTS:** Left | **SEASON:** 3rd NHL, 3rd Flyers
ACQUIRED: Free Agent – Signed on May 31, 2013

2014-15

Appeared in 67 games...tallied a career-high 21 goals, more than twice as much as the previous season... recorded career-high six shots April 1 at PIT... recorded first career shorthanded goal March 8 at NJD... missed eight games while recovering from pneumonia (Jan. 27 – Feb. 15)... played his 100th career game Jan.3 at NJD... missed eight games with a lower body injury from Nov. Diagnosed with a lower body injury after blocking a shot Nov. 4 vs. EDM and missed eight games (Nov.6-24)... recorded his first career two-goal game Oct. 25 vs. Detroit and tied a career high with three points (2G, 1A).

CAREER

2013-14: Appeared in all seven playoff games, recording one assist... posted three assists on Dec. 15 vs. WSH... scored first NHL goal Dec. 9 at OTT... Recalled from Adirondack Oct. 12 and made NHL debut that night vs. DET... began season with Adirondack, recording a goal and two assists in two games. **2012-13:** Led Leksans IF (SHL) in scoring with 46 points (24G, 22A) in 49 games... **2011-12:** Appeared in 39 games for Leksands IF, recording 23 points (10G, 13A). **2005-2011:** Played parts of six seasons for VSV EC in Austria... recorded 67 goals and 65 assists, along with 239 PIM, in 229 career games.

CAREER RECORD

YEAR	TEAM	LEAGUE	REGULAR SEASON					PLAYOFFS				
			GP	G	A	PTS	PIM	GP	G	A	PTS	PIM
2008-09	EC VSV Villach-Austria EBHL		49	9	10	19	77	6	0	2	2	12
2009-10	EC VSV Villach-Austria EBHL		42	25	18	43	54	5	1	0	1	14
2010-11	EC VSV Villach-Austria EBHL		50	26	29	55	62	8	5	4	9	20
2011-12	Leksands IF	SWE-1	45	10	14	24	26	--	--	--	--	--
2012-13	Leksands IF	SWE-1	59	27	25	52	44	--	--	--	--	--
2013-14	PHANTOMS	AHL	2	1	2	3	0					
2014-15	FLYERS	NHL	67	21	7	28	34	--	--	--	--	--
NHL/FLYERS TOTALS			135	30	20	50	62	7	0	1	1	0

(a) Signed as a free agent by Philadelphia, May 31, 2013

MISCELLANEOUS STATS

			REGULAR SEASON										PLAYOFFS		
YEAR	TEAM	LEAGUE	PP	SH	GW	S	S%	+/-	TF	F%	MIN	PP	SH	GW	
2013-14	FLYERS	NHL	0	0	3	101	8.9	2	93	55.9	12:59	0	0		
2014-15	FLYERS	NHL	2	1	2	134	15.7	6	97	45.4	14:11	--	--	--	
FLYERS/NHL TOTALS			2	1	5	235	12.8	8	190	50.5	13:35	0	0	0	

STATISTICAL CAREER HIGHS

	FLYERS	CAREER
MOST GOALS (GAME)	2 (vs. DET, 10/25/14)	2 (vs. DET, 10/25/14)
MOST ASSIST (GAME)	3 (vs. WSH, 12/15/13)	3 (vs. WSH, 12/15/13)
MOST POINTS (GAME)	3 (2 TIMES)	3 (2 TIMES)
MOST GOALS (SEASON)	21 (2014-15)	21 (2014-15)
MOST ASSIST (SEASON)	13 (2013-14)	13 (2013-14)
MOST POINTS (SEASON)	28 (2014-15)	28 (2014-15)
LONGEST GOAL-SCORING STREAK	3 GAMES (10/25/14-10/30/15)	3 GAMES (10/25/14-10/30/15)
LONGEST ASSIST-SCORING STREAK	2 GAMES (TWO TIMES)	2 GAMES (TWO TIMES)
LONGEST POINT-SCORING STREAK	3 GAMES (FOUR TIMES)	3 GAMES (FOUR TIMES)


MICHAEL
12 RAFFL



CAREER STATS VS. NHL

TEAM	GP	G	A	PTS	PIM
ANAHEIM	4	2	0	2	0
ARIZONA	1	0	0	0	0
BOSTON	6	0	1	1	0
BUFFALO	5	2	0	2	2
CALGARY	4	0	1	1	2
CAROLINA	7	2	1	3	2
CHICAGO	4	1	0	1	6
COLORADO	3	1	0	1	0
COLUMBUS	6	0	1	1	2
DALLAS	4	2	0	2	4
DETROIT	6	2	4	6	4
EDMONTON	4	1	0	1	0
FLORIDA	3	0	0	0	2
LOS ANGELES	4	1	0	1	0
MINNESOTA	3	1	0	1	0
MONTREAL	3	3	0	3	2
NASHVILLE	4	0	0	0	0
NEW JERSEY	8	1	0	1	5
NY ISLANDERS	5	1	1	2	4
NY RANGERS	7	1	1	2	0
OTTAWA	4	1	1	2	6
PHILADELPHIA	0	0	0	0	0
PITTSBURGH	8	0	1	1	11
SAN JOSE	4	2	0	2	2
ST. LOUIS	4	1	0	1	0
TAMPA BAY	6	2	0	2	0
TORONTO	4	1	2	3	2
VANCOUVER	4	1	2	3	0
WASHINGTON	8	1	3	4	4
WINNIPEG	2	0	1	1	2
NHL TOTALS:	135	30	20	50	62

MATT 24 READ



CENTER | REED, MAT

BIRTHDATE: June 14, 1986 | **BIRTHPLACE:** Ilderton, Ontario

HEIGHT: 5'10" | **WEIGHT:** 195 | **SHOOTS:** Right | **SEASON:** 5th NHL, 5th Flyers

ACQUIRED: Free agent – signed March 23, 2011

2014-15

Appeared in 80 games...Played 200th game as a Flyer Oct. 14 vs. ANA...recorded a 4 game point-scoring streak Feb. 8-15 (2G, 2A). Posted 30 points with 8 goals and tied for 5th on the team with 22 assists.

CAREER

2013-14: Tied for 3rd in the NHL and led the Flyers in shorthanded goals (4)... Reached 100 points in the NHL and as a Flyer on March 1 vs. NYR... Posted two consecutive two-goal games, Nov. 21 vs. BUF and Nov. 23 vs. NYI... Recorded a three-game scoring streak (Oct. 24 vs. NYR, Oct. 26 at NYI, Oct. 29 vs. ANA), and had four points (3-1-4) in that span. **2012-13:** Played his 100th NHL game March 10 at BOS... posted a three-point game (1G, 2A) Feb. 18 at NYI... recorded 2 assists vs. CAR on Feb. 2... picked up his first career hat trick on Jan. 26 vs. FLA. **2011-12 Playoffs:** Appeared in 11 playoff games, registering 5 points (3G, 2A) along with 4 penalty minutes ... **Regular Season:** Posted his 20th goal of the season on March 1 vs NYI, making him the first Flyers rookie since Jeff Carter and R.J. Umberger in 2006 to record 20 goals in a season, and just the 16th in team history... Recorded 2 goals, including the GWG, and an assist vs. NYI on March 1...Recorded the game winning goal vs. NSH on Feb. 2 and at PIT on Dec. 29... recorded 3 points in a single period on 2 occasions, Dec. 3 at PHX (1G 2A) and Oct. 18 at OTT (3A)... The Oct. 18 game was the first time a Flyers rookie had a 3-point period since Alexandre Picard (3A) on Feb. 1, 2007... Recorded 6 goals during a 5 game goal scoring streak from 11/13-11/21, which was the longest such accomplishment for a Flyers rookie since Mikael Renberg scored in 6 consecutive games from March 24-April 2, 1994...Scored with 18.6 seconds left to give the Flyers their 3rd consecutive win, 2-1 vs PHX on 11/17... Recorded a goal and 3 assists for a 4 point game at OTT on Oct. 18...Posted first NHL goal at NJD on Oct. 8...Made his NHL debut on October 6th at BOS... **2010-11:** Appeared in 11 games for the Phantoms(AHL), recording 13 points (7G, 6A)and 6 PIM... Concluded his career at Bemidji State University (WCHA), posting 35 points (22G, 13A) in 37 games... **2009-10:** Appeared in 37 games for Bemidji State as a junior, recording 41 pts (19 G, 22 A) and 32 PIM.. **2008-09:** Appeared in 37 games for Bemidji State University for a total of 40 pts (15 G, 25 A) and 50 PIM... **2007-08:** Appeared in 36 games for Bemidji State University for a total of 27 pts (9 G, 18 A)and 37 PIM.

CAREER RECORD

YEAR	TEAM	LEAGUE	REGULAR SEASON					PLAYOFFS				
			GP	G	A	PTS	PIM	GP	G	A	PTS	PIM
2005-06	Milton	OPJHL	48	34	34	68	52	--	--	--	--	--
2006-07	Des Moines	USHL	58	28	34	62	110	8	2	0	2	6
2007-08	Bemidji State	CHA	36	9	18	27	37	--	--	--	--	--
2008-09	Bemidji State	CHA	37	15	25	40	50	--	--	--	--	--
2009-10	Bemidji State	CHA	37	19	22	41	32	--	--	--	--	--
2010-11	Bemidji State (a)	WCHA	37	22	13	35	34	--	--	--	--	--
	PHANTOMS	AHL	1	7	6	13	6	--	--	--	--	--
2011-12	FLYERS	NHL	79	24	23	47	12	11	3	2	5	4
2012-13	FLYERS	NHL	42	11	13	24	2	--	--	--	--	--
	Sodertalje SK	Swe-1	20	6	18	24	12	--	--	--	--	--
2013-14	FLYERS	NHL	75	22	18	40	16	7	1	2	3	4
2014-15	FLYERS	NHL	80	8	22	30	14	--	--	--	--	--
FLYERS/NHL TOTALS			276	65	76	141	44	18	4	4	8	8

(a) Signed as a free agent by Philadelphia, March 24, 2011

MISCELLANEOUS STATS

YEAR	TEAM	LEAGUE	REGULAR SEASON										PLAYOFFS			
			PP	SH	GW	S	S%	+/-	TF	F%	MIN	PP	SH	GW		
2011-12	FLYERS	NHL	4	2	6	155	15.5	12	346	41	17:04	1	0	1		
2012-13	FLYERS	NHL	1	0	2	72	15.3	1	48	29.2	18:01	--	--	--		
2013-14	FLYERS	NHL	0	4	3	151	14.6	-4	28	42.9	11:16	0	0	0		
2014-15	FLYERS	NHL	2	0	2	142	5.6	-4	21	52.4	17:33	--	--	--		
FLYERS/NHL TOTALS			7	6	13	520	12.5	5	443	40.4	17:50	1	0	1		

MATT 24 READ

STATISTICAL CAREER HIGHS

	FLYERS	CAREER
MOST GOALS (GAME)	3 (vs. FLA, 1/26/13)	3 (vs. FLA, 1/26/13)
MOST ASSIST (GAME)	3 (vs. OTT, 10/18/11)	3 (vs. OTT, 10/18/11)
MOST POINTS (GAME)	4 (vs. OTT, 10/18/11)	4 (vs. OTT, 10/18/11)
MOST GOALS (SEASON)	24 (2011-12)	24 (2011-12)
MOST ASSIST (SEASON)	23 (2011-12)	23 (2011-12)
MOST POINTS (SEASON)	47 (2011-12)	47 (2011-12)
LONGEST GOAL-SCORING STREAK	5 GAMES (11/13/11-11/21/11)	5 GAMES (11/13/11-11/21/11)
LONGEST ASSIST-SCORING STREAK	3 GAMES (1/12/12-1/17/12)	3 GAMES (1/12/12-1/17/12)
LONGEST POINT-SCORING STREAK	5 GAMES (TWO TIMES)	5 GAMES (11/13/11-11/21/11)

MISCELLANEOUS STATS

MISCELLANEOUS STATS


REGULAR SEASON												PLAYOFFS		
YEAR	TEAM	LEAGUE	PP	SH	GW	S	S%	+/-	TF	F%	MIN	PP	SH	GW
2011-12	FLYERS	NHL	4	2	6	155	15.5	12	346	41	17:04	1	0	1
2012-13	FLYERS	NHL	1	0	2	72	15.3	1	48	29.2	18:01	--	--	--
2013-14	FLYERS	NHL	0	4	3	151	14.6	-4	28	42.9	11:16	0	0	0
2014-15	FLYERS	NHL	2	0	2	142	5.6	-4	21	52.4	17:33	--	--	--
FLYERS/NHL TOTALS			7	6	13	520	12.5	5	443	40.4	17:50	1	0	1

MATT 24 READ

CAREER STATS VS. NHL

TEAM	GP	G	A	PTS	PIM
ANAHEIM	5	2	1	3	0
ARIZONA	5	2	3	5	0
BOSTON	13	3	2	5	0
BUFFALO	12	6	4	10	0
CALGARY	4	0	1	1	0
CAROLINA	16	5	7	12	2
CHICAGO	5	0	4	4	0
COLORADO	4	0	1	1	0
COLUMBUS	9	0	3	3	4
DALLAS	5	0	1	1	2
DETROIT	8	2	3	5	2
EDMONTON	5	0	1	1	0
FLORIDA	12	6	2	8	4
LOS ANGELES	5	1	0	1	4
MINNESOTA	5	0	2	2	0
MONTREAL	12	3	3	6	0
NASHVILLE	6	1	1	2	4
NEW JERSEY	17	4	3	7	6
NY ISLANDERS	18	10	5	15	0
NY RANGERS	17	2	5	7	2
OTTAWA	12	4	5	9	2
PHILADELPHIA	0	0	0	0	0
PITTSBURGH	19	5	0	5	2
SAN JOSE	5	2	1	3	0
ST. LOUIS	5	0	2	2	0
TAMPA BAY	11	1	2	3	0
TORONTO	12	1	4	5	2
VANCOUVER	4	0	2	2	0
WASHINGTON	15	2	8	10	6
WINNIPEG	10	3	0	3	2
NHL TOTALS:	276	65	76	141	44

BRAYDEN 10 SCHENN



CENTER | SHENN, BRAY-duhn

BIRTHDATE: August 22, 1991 | **BIRTHPLACE:** Saskatoon, Saskatchewan
HEIGHT: 6'1" | **WEIGHT:** 190 | **SHOOTS:** Left | **SEASON:** 7th NHL, 5th Flyers
ACQUIRED: Trade from Los Angeles – June 23, 2011

2014-15

Appeared in all 82 regular season games for the second consecutive season... Finished 5th on the team in both goals (18) and points (47)... Finished 4th on the team in assists (29) and power play goals (7)... Averaged 17:04 in ice time... Led the team in game-winning goals (6)... Recorded six game-winning goals, one being an overtime game winner on Oct. 28th vs. LAK... Recorded a career high in assists (29) and points (47)... Recorded four two-goal games... Recorded his 100th point as a Flyer on Nov. 22 vs. CBJ... Played in his 200th game as a Flyer on Nov. 19 @ NYR... Recorded his 100th point in the NHL on Nov. 15, 2014 @ MTL... Recorded a career-high 5-game scoring streak from Nov. 4th - Nov. 15th... Played in his 200th game in the NHL on Oct. 25 vs. DET... On Oct. 18 at Dallas, scored off an assist from his brother Luke, marking the first time in the NHL that the brothers had hooked up for a goal.

CAREER

2013-14: Appeared in all 82 regular season games... Recorded career highs in goals (20), assists (21) and points (41)... Second on the Flyers with six game-winning goals... Recorded third-most hits (200) and third-most faceoffs (685) on the team... Played a career-high 21:40 on Jan. 2 at COL, besting his previous career high of 21:19 on April 7, 2012 at PIT... Recorded his third career three-point game on Dec. 31 at CGY (1G, 2A). **2012-13:** Finished third on the team in assists with 18... Strung together a 5-game point streak from Feb. 12-20 (2G, 4A)... Recorded a career-high three points on Feb. 9 vs. CAR (1G, 2A) and matched that on Feb. 23 vs. WPG (2G, 1A). **2011-12:** Playoffs: Appeared in 11 playoff games, registering 9 points (3G, 6A) to rank 4th on the team in playoff scoring... recorded a goal and 2 assists for 3 points and was named First Star in Game 1 of the ECQF vs. PIT, his 1st career NHL playoff game... **Regular Season:** Scored 12 goals over season's final 49 games after returning from injury... 1 of 3 rookies (Couturier, Read) to post double-digit goals on the season... Scored the GWG vs. FLA Mar. 8... Tallied 7 goals in 9 games (Jan. 24-Feb. 12) including the game winning goal vs. TOR Feb. 9... Tallied 3 points (2G, 1A) in his first 5 games back from injury (Jan. 2-10)... scored his 1st NHL goal in the 2012 Bridgestone NHL Winter Classic on Jan. 2 vs. NYR... sustained a broken foot at MTL on Oct. 26... Posted 12 points (6G, 6A) in 7 games for Adirondack, including his 1st professional hat trick on Oct. 14. **2010-11:** Had 2 points (0-2-2) in 8 games with LAK before being assigned to Brandon (WHL) Dec. 3... 1st career point (assist) and plus-2 rating Oct. 21 at PHX (6th NHL game)... Loaned to Manchester on conditioning assignment Nov. 17 and had 7 points (3-4-7) and 4 penalty minutes in 7 games... Had 57 points (22-35-57), 25 penalty minutes and plus-19 rating in 29 regular season games in the WHL (split between Brandon and Saskatoon)... Played 2 games for Brandon (1-3-4, 2 PIM, +1) before being traded to Saskatoon on Jan. 10 (21-32-53, 23 PIM, +18 in 27 games)... Had 11 points (6-5-11) and 14 penalty minutes in 10 playoff games with Saskatoon... Earned 2nd straight silver medal for Team Canada at World Junior Championships (served this year as an alternate captain), recording 18 points (8-10-18) in 7 games... 18 points tied tournament record set by Dale McCourt in 1977... 8 goals led Team Canada... Named both Tournament MVP and to All-Tournament Team.

CAREER RECORD

YEAR	TEAM	LEAGUE	REGULAR SEASON					PLAYOFFS				
			GP	G	A	PTS	PIM	GP	G	A	PTS	PIM
2007-08	Brandon	WHL	66	28	43	71	48	6	2	1	3	14
2008-09	Brandon (a)	WHL	70	32	56	88	82	12	8	10	18	12
2009-10	Brandon	WHL	59	34	65	99	55	15	8	11	19	2
	Los Angeles	NHL	1	0	0	0	0	--	--	--	--	--
2010-11	Los Angeles	NHL	8	0	2	2	0	--	--	--	--	--
	Manchester	AHL	7	3	4	7	4	5	1	3	4	0
	Brandon	WHL	2	1	3	4	2	--	--	--	--	--
	Saskatoon (b)	WHL	27	21	32	53	23	10	6	5	11	14
2011-12	FLYERS	NHL	54	12	6	18	34	11	3	6	9	8
	PHANTOMS	AHL	7	6	6	12	4	--	--	--	--	--
2012-13	PHANTOMS	AHL	33	13	20	33	15	--	--	--	--	--
	FLYERS	NHL	47	8	18	26	24	--	--	--	--	--
2013-14	FLYERS	NHL	82	20	21	41	54	7	0	3	3	8
	FLYERS	NHL	82	18	29	47	34	--	--	--	--	--
NHL TOTALS			274	58	76	134	146	18	3	9	12	16
FLYERS TOTALS			265	58	74	132	146	18	3	9	12	16

(a) Drafted by Los Angeles in the first round (5th overall) of the 2009 NHL Entry Draft

(b) Traded to Philadelphia by Los Angeles with Wayne Simmonds and Los Angeles' 2nd round choice in 2012 Entry Draft for Mike Richards and Rob Bordson, June 23, 2011.

BRAYDEN 10 SCHENN

STATISTICAL CAREER HIGHS

	FLYERS	CAREER
MOST GOALS (GAME)	2 (EIGHT TIMES)	2 (EIGHT TIMES)
MOST ASSIST (GAME)	2 (6 TIMES)	2 (6 TIMES)
MOST POINTS (GAME)	3 (FIVE TIMES)	3 (FIVE TIMES)
MOST GOALS (SEASON)	20 (2013-14)	20 (2013-14)
MOST ASSIST (SEASON)	29 (2014-15)	29 (2014-15)
MOST POINTS (SEASON)	47 (2014-15)	47 (2014-15)
LONGEST GOAL-SCORING STREAK	2 GAMES (EIGHT TIMES)	2 GAMES (EIGHT TIMES)
LONGEST ASSIST-SCORING STREAK	4 GAMES (2/15/13-2/20/13)	4 GAMES (2/15/13-2/20/13)
LONGEST POINT-SCORING STREAK	5 GAMES (11/4/14-11/15/14)	5 GAMES (11/4/14-11/15/14)

MISCELLANEOUS STATS

REGULAR SEASON												PLAYOFFS		
YEAR	TEAM	LEAGUE	PP	SH	GW	S	S%	+/-	TF	F%	MIN	PP	SH	GW
2009-10	Los Angeles	NHL	0	0	0	0	0	-1	14	28.5	12:31	--	--	--
2010-11	Los Angeles	NHL	0	0	0	11	0	-1	51	33.3	11:14	--	--	--
2011-12	FLYERS	NHL	4	0	3	97	12.4	-7	436	46.1	14:07	2	0	0
2012-13	FLYERS	NHL	2	0	0	79	10.1	-8	453	45.5	15:31	--	--	--
2013-14	FLYERS	NHL	4	0	6	178	11.2	0	685	43.2	15:44	7	0	0
2014-15	FLYERS	NHL	7	0	6	156	11.5	-5	184	46.7	17:04	--	--	--
NHL TOTALS			17	0	15	521	11.1	-22	1823	44.4	15:39	9	0	0
FLYERS TOTALS			17	0	15	510	11.4	-20	1758	44.9	15:47	9	0	0


BRAYDEN 10 SCHENN



CAREER STATS VS. NHL

TEAM	GP	G	A	PTS	PIM
ANAHEIM	5	0	2	2	0
ARIZONA	6	1	1	2	0
BOSTON	11	0	2	2	5
BUFFALO	11	3	1	4	2
CALGARY	6	2	2	4	0
CAROLINA	13	2	7	9	8
CHICAGO	5	0	2	2	0
COLORADO	5	1	2	3	5
COLUMBUS	9	4	1	5	7
DALLAS	5	1	2	3	2
DETROIT	8	5	2	7	6
EDMONTON	5	0	2	2	0
FLORIDA	12	3	3	6	2
LOS ANGELES	4	1	0	1	0
MINNESOTA	5	0	4	4	4
MONTREAL	11	2	6	8	4
NASHVILLE	6	1	2	3	4
NEW JERSEY	18	2	3	5	23
NY ISLANDERS	17	3	5	8	11
NY RANGERS	16	3	3	6	9
OTTAWA	12	1	5	6	6
PHILADELPHIA	0	0	0	0	0
PITTSBURGH	18	7	6	13	14
SAN JOSE	5	1	0	1	2
ST. LOUIS	5	1	0	1	0
TAMPA BAY	11	1	5	6	2
TORONTO	13	6	1	7	11
VANCOUVER	7	1	0	1	2
WASHINGTON	15	1	5	6	15
WINNIPEG	10	5	2	7	2
NHL TOTALS:	274	58	76	134	146

LUKE 22 SCHENN



DEFENSE | SHENN, LEWK

BIRTHDATE: November 2, 1989 | **BIRTHPLACE:** Saskatoon, Saskatchewan
HEIGHT: 6'2" | **WEIGHT:** 225 | **SHOOTS:** Right | **SEASON:** 8th NHL, 4th Flyers
ACQUIRED: Trade from Toronto – June 23, 2012

2014-15

Appeared in 58 games... recorded 11 assists on the season, his most as a Flyer... was third on the team with 194 hits... tied for fourth on the team with 89 blocked shots... Recorded his 100th NHL point with a goal Nov. 4th vs. Edmonton, which was assisted by his brother Brayden... Assisted on a goal by Brayden on Oct. 18th at Dallas, marking the first time the two had combines for a goal in the NHL... Averaged 18:04 in ice time... Recorded a three game point streak from Jan 17th–Jan 20th.

CAREER

2013-14: Led the Flyers and finished sixth in the NHL with 260 hits... Reached 100 games as a Flyer on Feb. 1 at LAK... Recorded his 300th PIM in the NHL on Jan. 25 vs. BOS... Played his 400th NHL game on Jan. 11 at NYR... Credited with seven hits on Jan. 8 vs. MTL. **2012-13:** Finished the season with 187 hits, which ranked T-3 in the NHL... Played a career-high 32:51 on April 15 at MTL, the most a Flyer had played in a regulation game in more than 12 years (Desjardins, 33:14, 2/27/01)... Recorded 7 hits and 4 blocked shots in 28:29 on March 24 at PIT... Recorded 9 hits and 1 blocked shot in 22:37 on March 15 vs. NJD... Scored his first goal as a Flyer on Jan. 26 at FLA. **2011-12:** Appeared in 79 games for TOR... registered 22 points (2G, 22A) along with 62 penalty minutes... Had a career-high 20 assists... played a season-high 27:00 on Nov. 25 at DAL... **2010-11:** Posted 5 goals, 17 assists for 22 points along with 34 penalty minutes in 82 games played... tied career-high of 5 goals... Ranked 1st among NHL defensemen in hits (251)... Ranked 1st on TOR in blocked shots (168)... Recorded a goal and assist March 31 at BOS... Posted 1 goal and 1 assist March 5 vs. CHI... Played 200th NHL game Feb. 3 vs. CAR... Registered a career-high (tie) 9 hits Jan. 6 vs. STL... Recorded a goal and a plus-3 rating Jan. 1 at OTT... Tied a career-high with 2 assist Oct. 12 at PIT... **2009-10:** Appeared in 79 games for TOR... recorded 17 points (5G, 12A) and 50 penalty minutes... Ranked 2nd on team in hits (173) and blocked shots (116)... Recorded the GWG vs. BUF on April 1... Registered career-high in goals (2) and points (3) with a plus-4 rating Feb. 6 vs. OTT... Was a healthy scratch 3 times... Played 100th NHL game Dec. 9 vs. NYI... **2008-09:** Registered 2 goals, 12 assists for 14 points along with 71 penalty minutes in 70 games played... Named to NHL All-Rookie Team... Ranked 1st on TOR in hits (206) and 3rd in blocked shots (119)... Ranked 1st among NHL rookies in blocked shots... Ranked 1st among NHL rookie defensemen in hits... Registered 2 points (1G, 1A) along with 5 penalty minutes April 3 at PHI... Recorded a season-high of 22:37 March 7 vs. EDM... Scored 1st NHL goal Feb. 7 vs. MTL (G Carey Price)... Appeared in YoungStars game Jan. 24 at the 2009 NHL All-Star Weekend in MTL... Missed 12 games due to knee injury (Dec. 8–Jan. 3)... Posted 1st NHL point (assist) Oct. 29 at NJD... made NHL debut on Oct. 9 at DET.

CAREER RECORD

YEAR	TEAM	LEAGUE	REGULAR SEASON					PLAYOFFS				
			GP	G	A	PTS	PIM	GP	G	A	PTS	PIM
2005-06	Kelowna	WHL	60	3	8	11	86	12	0	0	0	14
2006-07	Kelowna	WHL	72	2	27	29	139	--	--	--	--	--
2007-08	Kelowna (a)	WHL	57	7	21	28	100	7	2	2	4	6
2008-09	Toronto	NHL	70	2	12	14	71	--	--	--	--	--
2009-10	Toronto	NHL	79	5	12	17	50	--	--	--	--	--
2010-11	Toronto	NHL	82	5	17	22	34	--	--	--	--	--
2011-12	Toronto (b)	NHL	79	2	20	22	62	--	--	--	--	--
2012-13	FLYERS	NHL	47	3	8	11	34	--	--	--	--	--
2013-14	FLYERS	NHL	79	4	8	12	58	7	1	0	1	0
2014-15	FLYERS	NHL	58	3	11	14	18	--	--	--	--	--
NHL TOTALS			494	24	88	112	327	7	1	0	1	0
FLYERS TOTALS			184	10	27	37	110	7	1	0	1	0

(a) Drafted by Toronto in the first round (5th overall) of the 2008 NHL Entry Draft
 (b) Traded to Philadelphia by Toronto for James van Riemsdyk, June 23, 2012

LUKE 22 SCHENN

STATISTICAL CAREER HIGHS

	FLYERS	CAREER
MOST GOALS (GAME)	1 (TEN TIMES)	2 (vs. OTT, 2/6/10)
MOST ASSIST (GAME)	2 (03/05/15 vs STL)	2 (SEVEN TIMES)
MOST POINTS (GAME)	2 (THREE TIMES)	3 (vs. OTT, 2/6/10)
MOST GOALS (SEASON)	4 (2013-14)	5 (TWO TIMES)
MOST ASSIST (SEASON)	11 (2014-15)	20 (2011-12)
MOST POINTS (SEASON)	14 (2014-15)	22 (TWO TIMES)
LONGEST GOAL-SCORING STREAK	N/A	N/A
LONGEST ASSIST-SCORING STREAK	2 GAMES (THREE TIMES)	2 GAMES (SEVEN TIMES)
LONGEST POINT-SCORING STREAK	3 GAMES 1/17/15-1/20/15	3 GAMES 1/17/15-1/20/15

MISCELLANEOUS STATS

MISCELLANEOUS STATS

REGULAR SEASON												PLAYOFFS		
YEAR	TEAM	LEAGUE	PP	SH	GW	S	S%	+/-	TF	F%	MIN	PP	SH	GW
2008-09	Toronto	NHL	1	0	0	10	2	-12	--	--	21:32	--	--	--
2009-10	Toronto	NHL	0	0	1	101	5	2	--	--	16:52	--	--	--
2010-11	Toronto	NHL	0	0	0	128	3.9	-7	--	--	22:22	--	--	--
2011-12	Toronto	NHL	0	0	0	81	2.5	-6	--	--	16:02	--	--	--
2012-13	FLYERS	NHL	0	0	0	81	3.7	3	--	--	21:51	--	--	--
2013-14	FLYERS	NHL	0	0	0	78	5.1	0	--	--	16:32	0	0	1
2014-15	FLYERS	NHL	0	0	0	67	4.5	-2	--	--	18:04	--	--	--
NHL TOTALS			1	0	1	638	3.8	-22	--	--	18:52	0	0	1
FLYERS TOTALS			0	0	0	226	4.4	1	--	--	18:23	0	0	1

LUKE 22 SCHENN

CAREER STATS VS. NHL

TEAM	GP	G	A	PTS	PIM
ANAHEIM	8	1	2	3	0
ARIZONA	7	0	0	0	0
BOSTON	31	2	9	11	30
BUFFALO	31	1	8	9	22
CALGARY	12	0	3	3	2
CAROLINA	23	1	1	2	6
CHICAGO	7	1	1	2	14
COLORADO	7	0	1	1	0
COLUMBUS	11	0	2	2	9
DALLAS	7	1	2	3	0
DETROIT	9	0	0	0	6
EDMONTON	10	1	1	2	2
FLORIDA	25	2	5	7	4
LOS ANGELES	7	0	0	0	4
MINNESOTA	8	1	1	2	2
MONTREAL	31	1	7	8	33
NASHVILLE	7	1	1	2	6
NEW JERSEY	25	0	5	5	13
NY ISLANDERS	25	0	3	3	8
NY RANGERS	27	1	3	4	28
OTTAWA	29	5	6	11	40
PHILADELPHIA	16	2	4	6	9
PITTSBURGH	25	2	7	9	18
SAN JOSE	7	0	1	1	4
ST. LOUIS	8	0	2	2	2
TAMPA BAY	25	0	4	4	16
TORONTO	8	1	1	2	2
VANCOUVER	12	0	2	2	19
WASHINGTON	25	0	4	4	19
WINNIPEG	21	0	2	2	9
NHL TOTALS:	494	24	88	112	327

NICK 55 SCHULTZ



DEFENSE

BIRTHDATE: August 25, 1982 | **BIRTHPLACE:** Strasbourg, Saskatchewan
HEIGHT: 6'1" | **WEIGHT:** 203 | **SHOOTS:** Left | **SEASON:** 14th NHL, 2nd Flyers
ACQUIRED: Free agent – signed July 2, 2014

2014-15

Appeared in 80 regular season games... Finished 6th on the team in total average ice time (19:02)... Recorded his first goal as a Flyer Jan. 25 vs. WPG, snapping a 125-game goalless streak that dated back to April 8, 2013... Recorded game-winning goal on Jan. 29th vs. WPG... On Jan. 10 vs. BOS, was involved in his first NHL fight in nearly five years... Recorded his seventh career multi-point game Jan 8 vs. WSH (2A), his first since November 19, 2010... Played 900th game in the NHL on Nov. 26 @ DET... Reached his 400th PIM in the NHL on Dec. 11 vs. NJD.

CAREER

2013-14: Appeared in nine games for CBJ, recording one assist... traded by EDM to CBJ on March 5, 2014... Played in 60 games for Edmonton, recording 4 assists. **2012-13:** Appeared in 48 games for the Oilers scoring 1 goal and 8 assists for 9 points... He finished the season ranked second on the team in blocked shots (107)... Played in his 800th career NHL game on Apr. 4 vs. VAN. **2011-12:** Played in the 62 games with the Wild recording 3 points (1G, 2A) before being traded to the Edmonton Oilers... Appeared in 20 games with the Oilers notching 4 assists... Finished second on the Oilers with 161 blocked shots... Ranked first on the Wild's All-time games played list with 743. **2010-11:** Recorded 17 points (3G, 14A) in 74 games with Wild... He finished the season second on the team with 132 blocked shots. **2009-10:** Played in 80 games for the Wild... Recorded career highs in points (20), assists (19), penalty minutes (43), and shots (83)... Finished the season second on the Wild and T-12th in the NHL with 158 blocked shots... He tallied his 100th career point (assist) against PIT on Jan. 11... On Mar. 23 vs. SJS he became the first Minnesota Wild player to appear in 600 games for the club. **2008-09:** Became the first Minnesota Wild player to play 500 games for the franchise on Feb. 8 vs. EDM... Led the wild in blocked shots (152) for the fourth straight year... finished third on the team with 78 hits... Scored 2 goals and 9 assists for 11 points in 79 games. **2007-08:** Led the Wild in blocked shots (147) for the third consecutive year... Finished second on the team with 101 hits... Played in 81 games recording 15 points (2G, 13A)... Had a plus/minus rating of +9... Named Captain of the Minnesota Wild. **2006-07:** Recorded 12 points (2G, 10A)... Led the Wild with 147 blocked shots, and was third on the team in hits (88)... Became the first Wild defenseman in franchise history to appear in all 82 games and one of four Wild players to appear in all 82 games. **2005-06:** Appeared in 79 games for the Minnesota Wild... Scored 2 goals and had 12 assists for 14 points... Led the Wild in blocked shots with 129. **2004-05:** Played for the Kassel Huskies of the Deutsche Eishockey Liga (DEL) during the 2004-05 NHL lockout... Recorded 22 points (7G, 15A) in the 46 games. **2003-04:** Recorded an NHL career high in goals with 6... Added another 10 assists and finished the season with 16 points... Appeared in 79 games for the Wild... Set a career high in plus/minus with a +12 rating. **2002-03:** Appeared in 75 games for the Wild, scoring 3 goals and 7 assists... He led the team in plus/minus with a +11 rating... Participated in the NHL Young Stars game during the NHL All-Star Weekend. **2001-02:** Made his NHL debut with the Minnesota Wild against the Edmonton Oilers on Oct. 14... Played in 52 games scoring 10 points (4G, 6A)... Recorded his first NHL point against (assist) on Oct. 24 vs. CAR... Scored his first NHL goal on Nov. 29 vs. FLA.

STATISTICAL CAREER HIGHS

	FLYERS	CAREER
MOST GOALS (GAME)	1 (2 TIMES)	1 (27 TIMES)
MOST ASSISTS (GAME)	2 (01/08/15 vs WSH)	2 (FIVE TIMES)
MOST POINTS (GAME)	2 (01/08/15 vs WSH)	2 (SEVEN TIMES)
MOST GOALS (SEASON)	2 (2014-15)	6 (2003-04)
MOST ASSISTS (SEASON)	13 (2014-15)	19 (2009-10)
MOST POINTS (SEASON)	15 (2014-15)	20 (2009-10)
LONGEST GOAL-SCORING STREAK	N/A	N/A
LONGEST ASSIST-SCORING STREAK	N/A	3 (three times)
LONGEST POINT-SCORING STREAK	N/A	3 (five times)

NICK 55 SCHULTZ

CAREER RECORD

YEAR	TEAM	LEAGUE	REGULAR SEASON					PLAYOFFS				
			GP	G	A	PTS	PIM	GP	G	A	PTS	PIM
1998-99	Prince Albert	WHL	58	5	18	23	37	14	0	7	7	0
1999-00	Prince Albert	WHL	72	11	33	44	38	6	0	3	3	2
2000-01	Prince Albert	WHL	59	17	30	47	120	--	--	--	--	--
	Cleveland	IHL	4	1	1	2	2	3	0	1	1	0
2001-02	Minnesota	NHL	52	4	6	10	14	--	--	--	--	--
	Houston	AHL	--	--	--	--	--	14	1	5	6	2
2002-03	Minnesota	NHL	75	3	7	10	23	18	0	1	1	10
2003-04	Minnesota	NHL	79	6	10	16	16	--	--	--	--	--
2004-05	Kassel	DEL	46	7	15	22	26	--	--	--	--	--
2005-06	Minnesota	NHL	79	2	12	14	43	--	--	--	--	--
2006-07	Minnesota	NHL	82	2	10	12	42	5	0	1	1	0
2007-08	Minnesota	NHL	81	2	13	15	42	1	0	0	0	0
2008-09	Minnesota	NHL	79	2	9	11	31	--	--	--	--	--
2009-10	Minnesota	NHL	80	1	19	20	43	--	--	--	--	--
2010-11	Minnesota	NHL	74	3	14	17	38	--	--	--	--	--
2011-12	Minnesota	NHL	62	1	2	3	30	--	--	--	--	--
	Edmonton	NHL	20	0	4	4	10	--	--	--	--	--
2012-13	Edmonton	NHL	48	1	8	9	24	--	--	--	--	--
2013-14	Edmonton	NHL	60	0	4	4	24	--	--	--	--	--
	Columbus	NHL	9	0	1	1	4	2	0	0	0	0
2014-15	FLYERS	NHL	80	2	13	15	47	--	--	--	--	--
	WHL TOTALS		189	33	81	114	195	20	0	10	10	2
	AHL TOTALS		--	--	--	--	--	14	1	5	6	2
	NHL TOTALS		960	29	132	161	431	26	0	2	2	10
	FLYERS TOTALS		80	2	13	15	47	--	--	--	--	--

(a) Drafted by Minnesota in the 2nd round (33rd overall) in the 2000 NHL Entry Draft.

(b) Traded to Edmonton by Minnesota for Tom Gilbert, February 27, 2012.

(c) Traded to Columbus by Edmonton for Columbus's 5th round choice (later traded back to Columbus – Columbus selected Tyler Bird) in 2014 Entry Draft. March 5, 2014.

(d) Signed as a free agent by Philadelphia, July 2, 2014

MISCELLANEOUS STATS

YEAR	TEAM	LEAGUE	REGULAR SEASON										PLAYOFFS		
			PP	SH	GW	S	S%	+/-	TF	F%	MIN		PP	SH	GW
2001-02	Minnesota	NHL	1	0	1	47	8.5	0	--	--	16:08		--	--	--
2002-03	Minnesota	NHL	0	0	1	70	4.3	11	--	--	18:28		0	0	0
2003-04	Minnesota	NHL	1	0	0	72	8.3	12	--	--	20:19		--	--	--
2005-06	Minnesota	NHL	0	0	0	45	4.4	2	--	--	17:58		--	--	--
2006-07	Minnesota	NHL	0	0	1	69	2.9	0	--	--	20:13		0	0	0
2007-08	Minnesota	NHL	0	0	0	52	3.8	9	--	--	20:10		0	0	0
2008-09	Minnesota	NHL	0	0	0	48	4.2	-4	1	0	20:33		--	--	--
2009-10	Minnesota	NHL	1	0	0	83	1.2	-8	--	--	20:58		--	--	--
2010-11	Minnesota	NHL	0	0	0	46	6.5	-4	1	100	20:13		--	--	--
2011-12	Minnesota	NHL	1	0	0	38	2.6	-10	--	--	19:36		--	--	--
	Edmonton	NHL	0	0	0	13	0	-2	--	--	20:04		--	--	--
2012-13	Edmonton	NHL	0	0	0	33	3	-13	2	0	18:38		--	--	--
2013-14	Edmonton	NHL	0	0	0	27	0	-11	--	--	16:58		0	0	0
	Columbus	NHL	0	0	0	8	0	-2	--	--	11:54		--	--	--
2014-15	FLYERS	NHL	0	0	1	69	2.9	2	--	--	19:02		--	--	--
	NHL TOTALS		4	0	4	720	52.6	-18	4	25	19:16		0	0	0
	FLYERS TOTALS		0	0	1	69	2.9	2	--	--	19:02		--	--	--

NICK 55 SCHULTZ

CAREER STATS VS. NHL

TEAM	GP	G	A	PTS	PIM
ANAHEIM	47	6	5	11	31
ARIZONA	42	2	5	7	18
BOSTON	13	0	3	3	9
BUFFALO	13	0	2	2	8
CALGARY	69	0	11	11	24
CAROLINA	18	0	2	2	16
CHICAGO	44	1	6	7	23
COLORADO	65	2	13	15	22
COLUMBUS	51	1	5	6	23
DALLAS	47	0	5	5	22
DETROIT	43	0	9	9	10
EDMONTON	62	2	6	8	43
FLORIDA	16	1	2	3	12
LOS ANGELES	43	4	3	7	24
MINNESOTA	8	0	0	0	4
MONTREAL	14	0	2	2	6
NASHVILLE	46	1	7	8	14
NEW JERSEY	16	0	4	4	8
NY ISLANDERS	16	1	3	4	4
NY RANGERS	15	0	1	1	4
OTTAWA	13	0	1	1	2
PHILADELPHIA	14	1	1	2	4
PITTSBURGH	16	0	3	3	10
SAN JOSE	49	1	9	10	18
ST. LOUIS	47	2	5	7	12
TAMPA BAY	17	0	1	1	8
TORONTO	14	0	0	0	2
VANCOUVER	73	3	14	17	36
WASHINGTON	14	0	3	3	6
WINNIPEG	15	1	1	2	8
NHL TOTALS:	960	29	132	161	431


17 WAYNE SIMMONDS

RIGHT WING | SIHM-muhnds, WAYN

BIRTHDATE: August 26, 1988 | **BIRTHPLACE:** Scarborough, Ontario

HEIGHT: 6'2" | **WEIGHT:** 185 | **SHOOTS:** Right | **SEASON:** 8th NHL, 5th Flyers

ACQUIRED: Trade from Los Angeles – June 23, 2011



2014-15

Appeared in 75 regular season games, recording a career-high 50 points... Led the team in goals (28)... Finished 5th on the team in assists (22)... Finished 4th on the team in points (50)... Finished 3rd on the team in PIM (66)... Led the team in power play goals (14)... Led the team in game-winning goals (6)... Finished third on the team in shots (188)... Led the team in face-off win percentage (80.0%)... Recorded a career high eight-game point-streak from Feb 8-22... Played in his 500th game in the NHL on Jan. 31 vs. TOR... Reached 600 PIM in the NHL on Jan. 7 vs. OTT... Scored his 100th goal as a Flyer on March 25 vs. CHI... Recorded goals in three consecutive games from Oct. 9-14, including two consecutive two-goal games... Recorded two goals Oct. 11 vs. MTL, his 15th multi-goal game... Received second star honors after recording two goals and an assist Oct. 9 vs. NJD, his eighth career game of three points or more and his 14th career multi-goal game.

CAREER

2013-14: Recorded hat-trick in Game 6 of Eastern Conference Quarterfinals vs NYR on 4/29/14 ... Appeared in all 82 regular season games... Led the Flyers in goals (29)... Finished 3rd on the team in points (60), 2nd in PIM (106)... Ranked 3rd in the NHL and led the Flyers in power play goals (15)... Registered his 300th PIM as a Flyer on March 20 vs. DAL... Scored his 100th NHL goal on Feb. 1 at LAK... Recorded a five-game scoring streak from Jan. 14-22 (2G, 6A)... Had a goal and two assists, giving him his second consecutive multi-point game (Jan. 14, 16)... Recorded his 200th point in the NHL on Dec. 31 at CGY... Recorded a five-game scoring streak from Dec. 17-28 (7G, 2A)... Per the Elias Sports Bureau, became the third Flyer in franchise history to post three consecutive multi-goal games (Dec. 21, 23, 28)... Posted two goals and an assist on Dec. 23 vs. MIN, giving him consecutive two-goal games... Recorded his first two-goal game of the season on Dec. 21 at CBJ and his 100th point as a Flyer... Played his 400th game in the NHL on Dec. 15 at WSH... Recorded his 100th assist in the NHL on Dec. 7 at DAL... Reached 500 PIM in the NHL on Nov. 27 at TBL... Reached 200 PIM as a Flyer on Oct. 5 at MTL. **2012-13:** Finished second on the team in goals (15) and third in points (32)... Recorded six PPG, second-most on the team... Recorded his first career hat trick and 4-point game on April 20 vs. CAR... Posted a 3-game goal streak from Feb. 27 to March 5... Played his 100th game as a Flyer on Feb. 25 vs. TOR... Posted assists in four consecutive games from Feb. 18 to Feb. 23... Recorded 2 goals, 1 assist, 5 penalty minutes, and 1 hit in 11:43 at PIT on Feb. 20... Reached 400 career PIM on Jan. 27 at TBL... Posted 1 goal and 1 assist at NYR on Jan. 24. **2011-12:** Appeared in all 11 playoff games, registering six points (1G, 5A) along with 38 penalty minutes... Recipient of the Gene Hart Memorial Award... recorded career highs in goals (28) and points (49)... tied for second on the team in goals scored and fourth in overall scoring... One of three Flyers to appear in all 82 games... played in his 300th NHL game on Feb. 23rd at EDM... Recorded five goals in a span of five games (2/11/12-2/21/12)... Set a career high with his 17th goal of the season on Feb. 11 vs. NYR... recorded a total of six goals and five assists for 11 points 10 games from Jan. 21 – Feb. 12... recorded his first career 3 point game (1G 2A) on Jan. 21 at NJD... scored the GWG vs. DAL on 12/21... scored goals in four consecutive games (12/8-12/15), including the GWG on 12/10 vs. TBL... also recorded 2 assists for a total of 6 points in four games... recorded his 100th point in the NHL on Nov. 13th at FLA... recorded first goal as a Flyer on October 8th at NJD. **2010-11:** Third on the Kings in penalty minutes and fifth in takeaways (30)... Two points (1G, 1A) and six hits April 2 vs. DAL... Second career two-goal game Feb. 24 vs. MIN... Played in 89 straight games (12/26/09-1/15/11) before missing a game Jan. 17 at DAL with a lower body injury... Played in his 200th NHL game Jan. 6 vs. Nashville... Recorded 5 points (3G, 2A) in four straight games (12/13-19)... First career two-goal game Oct. 21 at PHX... **2009-10:** Appeared in 78 games for the Kings... registering 40 points (16G, 24A) along with 116 PIM. **2008-09:** Played in 82 games for LAK... posting 9 goals, 14 assists for 23 points along with 73 PIM.

STATISTICAL CAREER HIGHS

	FLYERS	CAREER
MOST GOALS (GAME)	3 (vs. CAR, 4/20/13)	3 (vs. CAR, 4/20/13)
MOST ASSISTS (GAME)	2 (NINE TIMES)	2 (THIRTEEN TIMES)
MOST POINTS (GAME)	4 (vs. CAR, 4/20/13)	4 (vs. CAR, 4/20/13)
MOST GOALS (SEASON)	29 (2013-14)	29 (2013-14)
MOST ASSISTS (SEASON)	31 (2013-14)	31 (2013-14)
MOST POINTS (SEASON)	50 (2014-15)	50 (2014-15)
LONGEST GOAL-SCORING STREAK	5 GAMES (3/26/12-4/3/12)	5 GAMES (3/26/12-4/3/12)
LONGEST ASSIST-SCORING STREAK	4 GAMES (THREE TIMES)	4 GAMES (THREE TIMES)
LONGEST POINT-SCORING STREAK	8 GAMES 2/8/15-2/22/15	8 GAMES 2/8/15-2/22/15

17 WAYNE SIMMONDS

CAREER RECORD

YEAR	TEAM	LEAGUE	REGULAR SEASON						PLAYOFFS					
			GP	G	A	PTS	PIM		GP	G	A	PTS	PIM	
2006-07	Owen Sound(a)	OHL	66	23	26	49	112		4	1	1	2	4	
2007-08	Owen Sound	OHL	29	17	22	39	43		--	--	--	--	--	
	Sault Ste. Marie	OHL	31	16	20	36	68		14	5	9	14	22	
2008-09	Los Angeles	NHL	82	9	14	23	73		--	--	--	--	--	
2009-10	Los Angeles	NHL	78	16	24	40	116		6	2	1	3	9	
2010-11	Los Angeles(b)	NHL	80	14	16	30	75		6	1	2	3	20	
2011-12	FLYERS	NHL	82	28	21	49	114		11	1	5	6	38	
2012-13	Liberec Bili Tygri HC	Czech	6	4	2	6	16		--	--	--	--	--	
	FLYERS	NHL	45	15	17	32	82		--	--	--	--	--	
	Crimmitschau ETC	2.GBun	9	4	10	14	35--		--	--	--	--	--	
2013-14	FLYERS	NHL	82	29	31	60	106		7	4	1	5		
2014-15	FLYERS	NHL	75	28	22	50	66		--	--	--	--	--	
NHL TOTALS			524	139	145	284	632		30	8	9	17	67	
FLYERS TOTAL			284	100	91	191	368		18	5	6	11	38	

(a) Drafted by Los Angeles in the second round (61st overall) of the 2007 NHL Entry Draft.

(b) Traded to Philadelphia by Los Angeles with Brayden Schenn and Los Angeles' 2nd round choice (later traded to Dallas – Dallas selected Devin Shore) in 2012 Entry Draft for Mike Richards and the rights to Rob Bordson, June 23, 2011

MISCELLANEOUS STATS

YEAR	TEAM	LEAGUE	REGULAR SEASON										PLAYOFFS		
			PP	SH	GW	S	S%	+/-	TF	F%	MIN		PP	SH	GW
2008-09	Los Angeles	NHL	2	0	2	127	7.1	-8	25	36	13:50		--	--	--
2009-10	Los Angeles	NHL	0	0	2	127	12.6	22	10	30	14:28		0	0	0
2010-11	Los Angeles	NHL	1	0	3	117	12	-2	19	36.8	13:27		0	0	0
2011-12	FLYERS	NHL	11	0	4	197	14.2	-1	17	41.2	15:54		1	0	0
2012-13	FLYERS	NHL	6	0	4	110	13.6	-7	3	66.7	15:38		--	--	--
2013-14	FLYERS	NHL	15	0	4	209	13.9	-4	2	50	16:46		3	0	0
2014-15	FLYERS	NHL	14	0	6	188	14.9	-5	5	80	16:48		--	--	--
NHL TOTALS			49	0	25	1075	12.9	-5	81	40.7	15:14		4	0	0
FLYERS TOTALS			32	0	12	704	14.2	-17	27	51.9	16:21		4	0	0

WAYNE 17 SIMMONDS



CAREER STATS VS. NHL

TEAM	GP	G	A	PTS	PIM
ANAHEIM	23	8	5	13	42
ARIZONA	24	6	5	11	8
BOSTON	18	1	6	7	29
BUFFALO	16	3	7	10	11
CALGARY	16	1	7	8	11
CAROLINA	16	8	7	15	10
CHICAGO	17	3	3	6	21
COLORADO	17	3	6	9	37
COLUMBUS	22	9	4	13	19
DALLAS	21	7	5	12	22
DETROIT	20	3	8	11	24
EDMONTON	16	4	5	9	16
FLORIDA	15	2	4	6	17
LOS ANGELES	5	2	1	3	4
MINNESOTA	17	5	8	13	17
MONTREAL	16	4	3	7	43
NASHVILLE	18	6	5	11	15
NEW JERSEY	23	8	6	14	39
NY ISLANDERS	22	4	7	11	19
NY RANGERS	23	8	5	13	38
OTTAWA	15	6	5	11	13
PHILADELPHIA	5	1	1	2	0
PITTSBURGH	20	8	8	16	35
SAN JOSE	22	5	3	8	13
ST. LOUIS	16	3	4	7	12
TAMPA BAY	15	6	3	9	49
TORONTO	16	5	4	9	19
VANCOUVER	16	1	1	2	14
WASHINGTON	20	5	5	10	24
WINNIPEG	14	4	4	8	11
NHL TOTALS:	524	139	145	284	632


MARK 32 STREET

DEFENSE | STRIGHT, MAHRK

BIRTHDATE: December 11, 1977 | **BIRTHPLACE:** Bern, Switzerland

HEIGHT: 5'11" | **WEIGHT:** 191 | **SHOOTS:** Left | **SEASON:** 10th NHL, 3rd Flyers

ACQUIRED: Trade from NY Islanders – June 12, 2013



2014-15

Appeared in 81 games...Finished 3rd on the team in assists (43) and points (52)... Led the team in average ice time (22:22)... Won the Barry Ashbee Trophy as the team's top defenseman and the Yanick Dupre Class Guy Memorial Award for illustrating character, dignity and respect for the sport both on and off the ice...Recorded four 4-game point streaks from Oct. 9-18, Dec. 3-11, Jan. 6-12, and Jan. 17-27... Played in his 600th game in the NHL on Dec. 11 vs. NJD... Played in his 100th game as a Flyer on Nov. 22 vs. CBJ.

CAREER

2013-14: Appeared in all 82 regular season games... Finished 3rd on the team in assists (34)... led all Flyers defensemen in goals, assists and points... Scored in consecutive games twice in December (15/17 and 30/31)... Scored a goal for his 300th career NHL point on Dec. 15 at WSH... Played his 500th game in the NHL on Oct. 24 vs. NYR.

2012-13: Co-led the Islanders in playoff scoring with five points (2G, 3A) in their six-game ECQF series vs. Pittsburgh... Posted two goals and an assist in Game 4 vs. PIT on May 7... Had two assists in Game 2 at PIT on May 3... Appeared in all 48 regular season games for NYI... Scored a total of 27 points (6 goals, 21 assists)... Scored a goal and added 12 assists for 13 points in a 13-game stretch from March 28 to April 23 that helped NYI cement a playoff spot. **2011-12:** Led all NYI defensemen in goals (7), assists (40) and points (47) during his fourth season with NYI and his first season as team captain... Was 1 of 4 on NYI to appear in all 82 games (Moulson, Nielsen, Tavares)... Led NYI in average time on ice at 23:22... Finished 3rd on the team in power-play scoring with 23 points (3g/20a)... Named the 13th captain in NYI history on Sep. 21... Played in his 400th career NHL game on Jan. 7 at PHX... Had eight multi-point games, including one 3-point game (3a) on Jan. 10 vs. DET... Scored the 10,000th goal in NYI history on Feb. 9 vs. MTL... Had a 6-game point streak (1g/7a) from Mar. 11-24... **2010-11:** Missed the entire season due to a shoulder injury suffered during Training Camp... **2009-10:** Tied with John Tavares and Matt Moulson for the NYI lead in games played (82), marking the 1st time he accomplished the feat in his career... Led the team in assists (38), average time on ice (25:41), blocked shots (132), power-play goals among defensemen (9), power-play assists among defensemen (13) and power-play points among defensemen (22) in his second season with the Islanders... Among NHL defensemen, finished tied for 12th in points (46), tied for 9th in goals (11), tied for 2nd in power-play goals... Assisted on Josh Bailey's overtime goal on March 27 against the CBJ, where he played a career-high 32:29... Had three 4-game point streaks: Nov. 7-14 (2g/3a), Jan. 9-18 (3g/2a), March 25 - April 1 (1g/4a)... Scored his 200th NHL point on March 6 vs. BOS (assist)... Played in his 300th NHL game on Nov. 16 at BOS... Served as 1 of 4 assistant captains along with Kyle Okposo, Brendan Witt and Richard Park...

2008-09: Led NYI in games played (74), assists (40), points (56), power-play goals (10), power-play assists (19), power-play points (29) and average time on ice (25:13) during his 1st season at NYI... Established career highs in goals (16), power-play goals, plus/minus (+6), shooting percentage (10.7), average time on ice and penalty minutes (62)... Among NHL defensemen, finished tied for 5th in goals, tied for 9th in assists, 7th in points, tied for 4th in power-play goals, tied for 6th in power-play points and 9th in average time on ice... Became the 1st NYI defenseman to lead the team in scoring since 1976-77 (Denis Potvin: 25-55-80) and the 1st NYI defenseman to record 50 or more points in a season since 1993-94 (Vladimir Malakhov: 10-47-57)... Represented NYI at the 2009 NHL All-Star Game, recording 2 assists and a plus-3 rating... Became the 1st Swiss-born NHL player named to the All-Star Game... Recorded points in five consecutive games from Oct. 23 - Nov. 1 (4g/3a) and recorded a team-high 5-game assist streak from Dec. 27 - Jan. 3 (5a)... Recorded his 100th NHL assist and tied a career high with three assists on Dec. 16 vs. WSH... Named the Islanders nominee for the Masterton Trophy, which is awarded to the player who best exemplifies the qualities of perseverance, sportsmanship and dedication to hockey... **2007-08:** Tied for 3rd among NHL defensemen in scoring with 62 points, tied for 7th in goals with 13 and ranked 4th in assists with 49... Posted career bests in goals, assists and points... Tied for 2nd among NHL defensemen in power-play scoring with 34 points and was 4th in assists with 27 during his third season with MTL... Tied for 11th in the NHL in points on the power play and tied for seventh in power-play assists... Was third among league defensemen in points-per-game with .77... Finished 3rd on MTL in scoring, 1st among defensemen, and tied for the club lead in assists... Was 2nd on MTL in power-play scoring and helped the club to an NHL-best power play... Finished the season on a career-high 7-game scoring streak (1g/9a)... Scored his 100th NHL point (1a) on Mar. 20 at BOS... Played in his 200th NHL game on Mar. 22 vs. BOS... **2006-07:** Finished 8th on MTL in scoring with 35 points and 7th in assists with 26 during his second NHL season... Tied for 7th on MTL in power-play scoring with 14 points (7g/7a)... Named the MTL candidate for the Bill Masterton Trophy, an award given for perseverance in hockey... **2005-06:** Made his NHL debut on Oct. 8 at TOR and recorded his 1st NHL point/assist... Scored his 1st NHL goal and posted his 1st multi-point game on Jan. 14 vs. SJS... Finished his rookie season with 11 points (2g/9a) in 48 games with MTL...

2004-05: Named the Best Defenseman in the Swiss League... Helped guide the Zurich Lions to the Swiss League Finals for a 2nd straight season... Finished 3rd on the team, 1st among defensemen, in scoring with 43 points (14g/29a) in 44 games... Tied for 9th in the league and 2nd among defensemen in assists... **2003-04:** Ranked 2nd among all Swiss League defensemen and ranked 3rd on Zurich in points with 23 (4g/19a)... **2002-03:** Finished 5th on Swiss League-leading Zurich in assists with 19, while also posting 4 goals for 23 points in 37 games... **2001-02:** Finished 6th on Zurich in points with 23 and assists with 17 in 28 games... **2000-01:** Returned to the Swiss League with Zurich after spending a season in North America, notching 16 points (5g/11a) in 44 games... **1999-00:** Split the season between Springfield of the AHL, Tallahassee of the ECHL and Utah of the IHL... **1998-99:** Finished 6th on Davos of the Swiss League with 18 assists, while also adding 7 goals in 44 games... **1997-98:** Played in 38 games with Davos, recording 4 goals and 10 assists for 14 points... **1996-97:** Recorded 11 points (2g/9a) in his 1st season with Davos... **1995-96:** Played with Fribourg-Gotteron (Swiss) as an 18-year-old.

MARK 32 STREET

STATISTICAL CAREER HIGHS

	FLYERS	CAREER
MOST GOALS (GAME)	1 (NINETEEN TIMES)	2 (TWO TIMES)
MOST ASSISTS (GAME)	3 (TWO TIMES)	3 (SIX TIMES)
MOST POINTS (GAME)	3 (THREE TIMES)	3 (THIRTEEN TIMES)
MOST GOALS (SEASON)	10 (2013-14)	16 (2008-09)
MOST ASSISTS (SEASON)	43 (2014-15)	49 (2007-08)
MOST POINTS (SEASON)	52 (2014-15)	62 (2007-08)
LONGEST GOAL-SCORING STREAK	2 GAMES (FIVE TIMES)	2 GAMES (ELEVEN TIMES)
LONGEST ASSIST-SCORING STREAK	6 GAMES (4/5/14-4/13/14)	9 GAMES (3/20/08-10/11/08)
LONGEST POINT-SCORING STREAK	6 GAMES (4/5/14-4/13/14)	9 GAMES (3/20/08-10/11/08)

CAREER RECORD

YEAR	TEAM	LEAGUE	REGULAR SEASON					PLAYOFFS				
			GP	G	A	PTS	PIM	GP	G	A	PTS	PIM
1995-96	Fribourg-Gotteron	Swiss-A	33	2	2	4	6	5	1	0	1	2
1996-97	Davos	Swiss-A	46	2	9	11	18	--	--	--	--	--
1997-98	Davos	Swiss-A	38	4	10	14	14	12	4	6	10	51
1998-99	Davos	Swiss-A	44	7	18	25	42	20	14	30	44	33
1999-00	Springfield	AHL	43	3	12	15	18	5	0	0	0	2
	Tallahassee	ECHL	14	0	5	5	16	--	--	--	--	--
2000-01	Utah	IHL	1	0	1	1	2	--	--	--	--	--
	Zurich	Swiss-A	44	5	11	16	48	16	2	5	7	37
2001-02	Zurich	Swiss-A	28	7	16	23	36	5	0	1	1	7
2002-03	Zurich	Swiss-A	37	4	20	24	62	--	--	--	--	--
2003-04	Zurich	Swiss-A	48	12	24	36	78	13	5	2	7	14
2004-05	Zurich	Swiss-A	44	14	29	43	46	15	4	11	15	20
2005-06	Montreal	NHL (a)	48	2	9	11	28	1	0	0	0	0
2006-07	Montreal	NHL	76	10	26	36	14	--	--	--	--	--
2007-08	Montreal	NHL	81	13	49	62	28	11	1	3	4	8
2008-09	NY Islanders	NHL	74	16	40	56	62	--	--	--	--	--
2009-10	NY Islanders	NHL	82	11	38	49	48	--	--	--	--	--
2011-12	NY Islanders	NHL	82	7	40	47	46	--	--	--	--	--
2012-13	Bern	Swiss-A	32	7	19	26	30	--	--	--	--	--
	NY Islanders	NHL (b)	48	6	21	27	22	6	2	3	5	4
2013-14	FLYERS	NHL	82	10	34	44	44	7	1	2	3	0
2014-15	FLYERS	NHL	81	9	43	52	36	--	--	--	--	--
	NHL TOTALS		654	84	300	384	328	25	4	8	12	12
	FLYERS TOTALS		163	19	77	96	80	7	1	2	3	0

(a) Selected by Montreal in the 9th round (262nd overall) of the 2004 NHL Entry Draft

(b) Signed as a free agent by NY Islanders, July 1, 2008

(c) Traded to Philadelphia by NY Islanders for Shane Harper and Philadelphia's 4th round pick (Devon Toews) in 2014 Entry Draft, June 12, 2013

MISCELLANEOUS STATS

MISCELLANEOUS STATS

REGULAR SEASON													PLAYOFFS		
YEAR	TEAM	LEAGUE	PP	SH	GW	S	S%	+/-	TF	F%	MIN	PP	SH	GW	
2005-06	Montreal	NHL	2	0	0	52	3.8	-6	--	--	14:36	0	0	0	
2006-07	Montreal	NHL	2	1	1	102	9.8	-5	--	--	14:01	--	--	--	
2007-08	Montreal	NHL	7	0	3	165	7.9	-6	--	--	17:31	0	0	0	
2008-09	NY Islanders	NHL	10	1	1	150	10.7	5	--	--	1:13	--	--	--	
2009-10	NY Islanders	NHL	9	0	2	187	5.9	0	--	--	1:42	--	--	--	
2011-12	NY Islanders	NHL	3	0	1	149	4.7	-27	--	--	23:23	--	--	--	
2012-13	NY Islanders	NHL	3	0	1	83	7.2	-14	--	--	23:21	1	0	0	
2013-14	FLYERS	NHL	4	0	2	121	8.3	3	--	--	20:38	1	0	0	
2014-15	FLYERS	NHL	4	0	0	144	6.3	-8	--	--	22:22	--	--	--	
NHL TOTALS			44	2	11	1153	7.3	-58	--	--	20:45	2	0	0	
FLYERS TOTALS			8	0	2	265	7.2	-5	--	--	20:38	1	0	0	

MARK 32 STREIT



CAREER STATS VS. NHL

TEAM	GP	G	A	PTS	PIM
ANAHEIM	9	1	5	6	6
ARIZONA	9	1	4	5	2
BOSTON	40	1	26	27	20
BUFFALO	40	5	25	30	12
CALGARY	9	2	3	5	6
CAROLINA	35	5	16	21	32
CHICAGO	10	2	7	9	4
COLORADO	9	1	6	7	0
COLUMBUS	16	1	8	9	14
DALLAS	10	2	5	7	4
DETROIT	11	1	10	11	2
EDMONTON	8	0	5	5	14
FLORIDA	30	5	8	13	8
LOS ANGELES	9	1	3	4	6
MINNESOTA	10	1	5	6	6
MONTREAL	20	4	6	10	20
NASHVILLE	9	2	3	5	2
NEW JERSEY	41	4	13	17	16
NY ISLANDERS	19	4	10	14	4
NY RANGERS	38	7	13	20	18
OTTAWA	43	4	10	14	18
PHILADELPHIA	29	4	13	17	18
PITTSBURGH	43	6	23	29	28
SAN JOSE	8	2	4	6	6
ST. LOUIS	10	0	4	4	4
TAMPA BAY	30	4	18	22	14
TORONTO	38	3	17	20	16
VANCOUVER	9	1	0	1	4
WASHINGTON	34	8	17	25	12
WINNIPEG	28	2	13	15	12
NHL TOTALS:	654	84	300	384	328

RJ 20 UMBERGER

CENTER

BIRTHDATE: May 3, 1982 | **BIRTHPLACE:** Pittsburgh, PA

HEIGHT: 6'2" | **WEIGHT:** 214 | **SHOOTS:** Left | **SEASON:** 11th NHL, 5th Flyers

ACQUIRED: Trade from Columbus – June 23, 2014



2014-15

Appeared in 67 games... Played his 700th NHL game on Dec. 16 vs. TBL... Played in his 100th game as a Flyer on Dec. 29 at ARI... Recorded his 200th NHL assist on Dec. 13 vs. CAR.

CAREER

2013-14: Playoffs: Appeared in 4 games with 1 assist along with 2 penalty minutes... **Regular Season:** Recorded 34 points (18G, 16A) along with 26 penalty minutes in 74 games played... Led the Blue Jackets in power play goals with 8... Earned second place on the Columbus Blue Jackets' all time goals list with 114 on Jan. 21 vs. Los Angeles... Played in the 600th game of his NHL career on Oct. 4 vs. Calgary... **2012-13:** Led the Blue Jackets in blocked shots (45)... Recorded 18 points (8G, 10A) in 48 games... Recorded the 200th point as a Blue Jacket on Feb. 10 vs. Edmonton... **2011-12:** Recorded 40 points (20G, 20A) along with 27 penalty minutes in 77 games... Had his 288-consecutive games played streak end on Jan. 13 due to an injury... Played the 500th game on his NHL career vs. Edmonton on Dec. 2... Recorded the third hat trick of his career on Mar. 23 vs. Carolina... Ranked second on the Blue Jackets in goals (20), game-winning goals (3), power play goals (5) shots on goal (200), multi-goal games (4), multi-point games (11-tied), and time on ice among forwards... Signed a 5-year extension with the Blue Jackets on Sept. 21... **2010-11:** Recorded a career-high 57 points (25G, 32A) and 38 penalty minutes in 82 games... Scored the 100th goal of his NHL career on Oct. 15 vs. Chicago... Became the third player in Blue Jackets history to score back-to-back shorthanded goals (Oct 15-16)... Played the 400th game of his career vs. Philadelphia on Oct. 16... Set a franchise record with 8 assists in eight straight games... Set a franchise record with his ten game point streak from Nov. 10-26... Tied the club record for plus/minus rating with +4 on Feb. 5 vs. Edmonton... Led the club with power play goals (8), shorthanded goals (3), and average time on ice among forwards... Was one of three Blue Jackets to play in all 82 games... **2009-10:** Recorded 55 points (23G, 32A) along with 40 penalty minutes in 82 games with Columbus... Played in 164 consecutive games with the Blue Jackets, the third longest streak in club history... Scored his second career hat trick on Nov. 30 vs. St. Louis... Recorded the 100th assist of his NHL career on Dec. 9 vs. Florida... Recorded his 200th point of his NHL career at St. Louis on Jan. 30... Had a 6 game point streak (2G, 5A) from Mar. 23-April 1... was one of two Blue Jackets to play in all 82 games... **2008-09: Playoffs:** Appeared in 4 games... Led the club in playoff goals (3) and points (3-tied)... Scored the first playoff goal in Blue Jackets history in game one of the Western Conference Quarterfinals on April 16... Scored the first home playoff goal in Blue Jackets history in game three of the Western Conference Quarterfinals on April 16 vs. Detroit... **Regular Season:** Acquired by the Columbus Blue Jackets with a fourth round pick in 2008 Entry Level Draft from Philadelphia in exchange for a first round pick and a third round pick in the 2008 Entry Level Draft on Jun. 20... Recorded 46 points (26G, 20A) along with 53 penalty minutes in 82 games played... Set a career high of 26 goals in a season... Was one of three players to play in all 82 games... Led the club in power play goals (9)... Had a 5 game point streak (5G, 1A) from Oct. 30-Nov. 7... Scored two goals 1:29 apart in the second period on Feb. 16 vs. Dallas, the fastest two goals scored by a player in Blue Jackets history... Recorded the 50th goal of his NHL career on Nov. 1 vs. Chicago... **2007-08: Playoffs:** Appeared in 17 games... Helped the Flyers advance to the Western Conference Final... Led the club in playoff goals (10) and plus/minus rating (+7), while ranking second in points (15)... Ranked fourth in the league in playoff goals... Was seventh in the league in game-winning playoff goals (2-tied in NHL) and was tenth in the league in playoff points (15)... **Regular Season:** Recorded 50 points (13G, 37A) with 19 penalty minutes in 74 games with the Flyers... Missed the first two games of the season due to a finger injury... Had back-to-back multi-point games from Nov. 23-24... Set single-game career highs for goals (3), assists, and points on Dec. 11 vs. Pittsburgh... Recorded the 100th point of his NHL career on Jan. 24 vs. Pittsburgh... Played the 200th game of his NHL career on Jan. 24, 2008 vs. Pittsburgh... Had a four game point streak (1G, 3A) from Jan 10-16... Missed six games from Mar. 18 to Mar 29 due to a knee injury suffered on Mar. 16 at Pittsburgh... **2006-07:** Recorded 28 points (16 G, 12A) along with 41 penalty minutes in 81 games with the Flyers... Played the 100th game of his NHL career on Dec. 2006 vs. New Jersey... Scored four goals during a three-game goal streak from Feb. 27-Mar. 4... **2005-06:** Appeared in 73 games for the Flyers, making his NHL debut on Oct. 30 at Ottawa... Recorded his first NHL point with an assist on Nov. 8 at Boston... Scored his first NHL goal vs. Tampa Bay on Nov. 22... **2004-05:** Signed a two-year contract with the Philadelphia Flyers as a free agent... Appeared in 80 games for the Philadelphia Phantoms (AHL), recording 65 points, (21 G, 44A) and 36 penalty minutes... Set Phantoms records for both goals and points in a season... Named Phantoms Rookie of the Year... Named AHL Rookie of the Month-Nov. 2004... Ranked first among AHL rookies in assists and was third in points in plus/minus rating... Helped the Phantoms win it's first Calder Cup Final... **2003-04:** Was drafted in the 2001 NHL Entry Draft 16th overall by the Vancouver Canucks... Missed the 2003-204 season due to a contract dispute due to a contract dispute... traded to NY Rangers with Martin Grenier from Vancouver in exchange for Martin Rucinsky... **College Career:** Played three seasons for the Ohio State Buckeyes (2000-03)... Led the Buckeyes in goals, assists, power play goals, game-winning goals, and shots during the 2002-03 season... Named CCHA Rookie of the year and to the CCHA All-Rookie Team (2000-01)... Was Named to the NCAA West Second All-American Team (2002-03)... Named to the CCHA All Star Team (2002-03)... Was named to the Academic All-Big Ten Team in 2001-02 and 2002-03... Was a finalist for the Hobey Baker Award (2002-03).

RJ 20 UMBERGER

STATISTICAL CAREER HIGHS

	FLYERS	CAREER
MOST GOALS (GAME)	3 (12/11/07 vs. PIT)	3 (THREE TIMES)
MOST ASSISTS (GAME)	2 (SIX TIMES)	2 (22 TIMES)
MOST POINTS (GAME)	5 (12/11/07 vs. PIT)	5 (12/11/07 vs. PIT)
MOST GOALS (SEASON)	20 (2005-06)	26 (2008-09)
MOST ASSISTS (SEASON)	37 (2007-08)	37 (2007-08)
MOST POINTS (SEASON)	50 (2007-08)	57 (2010-11)
LONGEST GOAL-SCORING STREAK	3 GAMES (2/27/07-3/4/07)	4 GAMES (TWO TIMES)
LONGEST ASSIST-SCORING STREAK	2 GAMES (11 TIMES)	8 GAMES (11/10/11-11/26/11)
LONGEST POINT-SCORING STREAK	4 GAMES (THREE TIMES)	10 GAMES (11/10/11-12/1/11)

CAREER RECORD

YEAR	TEAM	LEAGUE	REGULAR SEASON					PLAYOFFS				
			GP	G	A	PTS	PIM	GP	G	A	PTS	PIM
1998-99	U.S. Jr Nat. Team	USHL	5	2	2	4	0	--	--	--	--	--
	USNTOP U18 Team	NHL	50	21	21	42	32	--	--	--	--	--
1999-00	U.S. Jr Nat. Team	USHL	57	33	35	68	20	--	--	--	--	--
2000-01	Ohio State	CCHA	32	14	23	37	18	--	--	--	--	--
2001-02	Ohio State	CCHA	37	18	21	39	31	--	--	--	--	--
2002-03	Ohio State	CCHA	43	26	27	53	16	--	--	--	--	--
2004-05	PHANTOMS(a)	AHL	80	21	44	65	36	21	3	7	10	12
2005-06	FLYERS	NHL	73	20	18	38	18	5	1	0	1	2
	PHANTOMS	AHL	8	3	7	10	8	--	--	--	--	--
2006-07	FLYERS	NHL	81	16	12	28	41	--	--	--	--	--
2007-08	FLYERS(b)	NHL	74	13	37	50	19	17	10	5	15	10
2008-09	Columbus	NHL	82	26	20	46	53	4	3	0	3	0
2009-10	Columbus	NHL	82	23	32	55	40	--	--	--	--	--
2010-11	Columbus	NHL	82	25	32	57	38	--	--	--	--	--
2011-12	Columbus	NHL	77	20	20	40	27	--	--	--	--	--
2012-13	Columbus	NHL	48	8	10	18	16	--	--	--	--	--
2013-14	Columbus(c)	NHL	74	18	16	34	26	4	0	1	1	2
2014-15	FLYERS	NHL	67	9	6	15	19	--	--	--	--	--
NHL TOTALS			740	178	203	381	297	30	14	6	20	14
FLYERS TOTALS			303	61	80	141	105	22	11	5	16	12

(a) Signed by Philadelphia as a free agent, June 16, 2004


(b) Traded to Columbus by Philadelphia with Philadelphia's 4th round choice (Drew Olson) in 2008 Entry Draft for Colorado's 1st round choice (previously acquired, Philadelphia selected Luca Sbisa) in 2008 Entry Draft and Columbus's 3rd round choice (Marc-Andre Bourdon) in 2008 Entry Draft, June 20, 2008.

(c) Traded to Philadelphia by Columbus with Columbus's 4th round choice in 2015 Entry Draft for Scott Hartnell, June 23, 2014

MISCELLANEOUS STATS

YEAR	TEAM	LEAGUE	REGULAR SEASON										PLAYOFFS		
			PP	SH	GW	S	S%	+/-	TF	F%	MIN		PP	SH	GW
2005-06	FLYERS	NHL	5	0	2	138	14.5	9	163	50.3	13:13		0	0	0
2006-07	FLYERS	NHL	2	2	1	134	11.9	-32	535	44.5	14:32		--	--	--
2007-08	FLYERS	NHL	4	0	3	173	7.5	0	117	38.5	17:52		1	0	0
2008-09	Columbus	NHL	9	0	2	234	11.1	-10	841	48	18:46		2	0	0
2009-10	Columbus	NHL	8	1	4	221	10.4	-16	704	52.8	19:10		--	--	--
2010-11	Columbus	NHL	8	3	3	220	11.4	3	220	50.4	19:12		--	--	--
2011-12	Columbus	NHL	5	0	3	200	10.0	-10	306	49	18:11		--	--	--
2012-13	Columbus	NHL	2	0	0	96	8.3	3	108	50	18:29		--	--	--
2013-14	Columbus	NHL	8	1	3	136	13.2	-3	40	62.5	16:10		0	0	0
2014-15	FLYERS	NHL	2	0	0	96	9.4	-9	22	40.9	13:49		--	--	--
NHL TOTALS			53	7	21	1648	10.8	-65	3056	49.6	16:59		3	0	0
FLYERS TOTALS			13	2	6	541	10.7	-32	837	38.8	14:53		1	0	0


RJ 20 UMBERGER



CAREER STATS VS. NHL

TEAM	GP	G	A	PTS	PIM
ANAHEIM	25	3	8	11	8
ARIZONA	23	8	5	13	21
BOSTON	23	3	7	10	0
BUFFALO	24	7	6	13	26
CALGARY	23	5	5	10	10
CAROLINA	21	6	5	11	4
CHICAGO	33	6	17	23	2
COLORADO	24	6	7	13	12
COLUMBUS	7	0	1	1	0
DALLAS	23	6	8	14	6
DETROIT	35	12	9	21	18
EDMONTON	22	5	9	14	4
FLORIDA	21	5	5	10	8
LOS ANGELES	25	4	5	9	10
MINNESOTA	25	5	3	8	12
MONTREAL	20	6	3	9	4
NASHVILLE	34	8	12	20	9
NEW JERSEY	34	1	4	5	2
NY ISLANDERS	34	14	10	24	16
NY RANGERS	32	3	7	10	12
OTTAWA	20	7	6	13	13
PHILADELPHIA	8	4	1	5	0
PITTSBURGH	36	9	15	24	28
SAN JOSE	23	4	8	12	13
ST. LOUIS	33	11	9	20	32
TAMPA BAY	22	5	6	11	0
TORONTO	20	6	5	11	2
VANCOUVER	24	7	4	11	11
WASHINGTON	26	7	9	16	6
WINNIPEG	20	5	4	9	8
NHL TOTALS:	740	178	203	381	297

CHRIS 76 VANDEVELDE



CENTER | Van-duh-VEHL-dee, KRIHS

BIRTHDATE: March 15, 1987 | **BIRTHPLACE:** Moorhead, MN

HEIGHT: 6'2" | **WEIGHT:** 190 | **SHOOTS:** Left | **SEASON:** 6th NHL, 3rd Flyers

ACQUIRED: Free Agent – signed December 12, 2013

2014-15

Appeared in 72 games... Recorded a career high in goals (9), assists (6), and points (15)... Won the Pelle Lindbergh Memorial Trophy as the team's most improved player as voted by his teammates... Recorded a 3-game scoring streak from Jan. 17-20... Scored his first goal as a Flyer on Oct. 28 vs. Los Angeles, his first NHL goal since March 25, 2012 when he scored for Edmonton vs. Columbus.

CAREER

2013-14: Appeared in a total of 18 games for the Flyers, recording one assist... loaned to Adirondack on March 13... recalled from Adirondack on March 11... posted assists in three straight games from March 2-8... loaned to Adirondack on Jan. 29... made his Flyers debut on Dec. 12 vs. Montreal, playing 5:36... signed a two-way NHL contract with the Flyers on Dec. 12 after posting seven goals and six assists for 13 points in 23 games with Adirondack... scored three goals in a four-game span, Nov. 2-10... signed AHL contract with Adirondack on Sept. 13. **2012-13:** Appeared in 11 games with Edmonton... spent most of season with Oklahoma City (AHL), recording seven goals and 13 assists in 57 games... posted two goals and two assists in 17 playoff games to help Barons reach AHL's Western Conference Finals... concluded regular season with consecutive two-goal games vs. Abbotsford April 20 and Houston April 21. **2011-12:** Scored first NHL goal March 25, 2012 at Columbus against Steve Mason in a 6-3 Edmonton win... scored six goals in 14 playoff games, helping Barons reach AHL's Western Conference Finals... recorded a career-high three-point game with a goal and two assists Oct. 15 vs. Texas. **2010-11:** Opened season with the Barons and played the entire season in the AHL until promoted from Edmonton Mar. 17 until the end of the regular season... Returned to OKC for the Calder Cup playoffs... scored in three consecutive games March 10-12 right before his promotion... recorded first career two-goal game Nov. 5 vs. Texas... scored first professional goal Oct. 17 at Houston. **2009-10:** Made AHL debut late in the 2009-10 season (2 games) after signing an Amateur Tryout contract with Edmonton following his final collegiate season. **College:** Played four seasons at the University of North Dakota (2007-10)... Named the University of North Dakota's Male Athlete of the Year his senior season, 2009-10.

STATISTICAL CAREER HIGHS

	FLYERS	CAREER
MOST GOALS (GAME)	1 (NINE TIMES)	1 (NINE TIMES)
MOST ASSISTS (GAME)	1 (SEVEN TIMES)	1 (SEVEN TIMES)
MOST POINTS (GAME)	1 (01/12/15 vs TBL)	1 (FIVE TIMES)
MOST GOALS (SEASON)	9 (2014-15)	9 (2014-15)
MOST ASSISTS (SEASON)	6 (2014-15)	6 (2014-15)
MOST POINTS (SEASON)	15 (2014-15)	15 (2014-15)
LONGEST GOAL-SCORING STREAK	3 games (1/17/15 - 1/20/15)	3 games (1/17/15 - 1/20/15)
LONGEST ASSIST-SCORING STREAK	N/A	N/A
LONGEST POINT-SCORING STREAK	3 games (1/17/15 - 1/20/15)	3 games (1/17/15 - 1/20/15)

CHRIS 76 VANDEVELDE

CAREER RECORD

YEAR	TEAM	LEAGUE	REGULAR SEASON					PLAYOFFS				
			GP	G	A	PTS	PIM	GP	G	A	PTS	PIM
2004-05	Lincoln	USHL	7	1	4	5	0	4	0	2	2	0
2005-06	Lincoln	USHL	56	16	20	36	70	9	1	3	4	10
2006-07	North Dakota	WCHA	38	3	6	9	37	--	--	--	--	--
2007-08	North Dakota	WCHA	43	15	17	32	38	--	--	--	--	--
2008-09	North Dakota	WCHA	43	18	17	35	69	--	--	--	--	--
2009-10	North Dakota	WCHA	42	16	25	41	22	--	--	--	--	--
	Springfield	AHL	2	0	1	1	0	--	--	--	--	--
2010-11	Oklahoma City	AHL	67	12	4	16	45	6	1	0	1	6
	Edmonton	NHL	12	0	2	2	12	--	--	--	--	--
2011-12	Oklahoma City	AHL	68	7	16	23	33	14	6	0	6	10
	Edmonton	NHL	5	1	0	1	2	--	--	--	--	--
2012-13	Oklahoma City	AHL	57	7	13	20	27	17	2	2	4	10
	Edmonton	NHL	11	0	0	0	4	--	--	--	--	--
2013-14	Adirondack	AHL	41	10	14	24	27	--	--	--	--	--
	FLYERS	NHL	18	0	1	1	6	--	--	--	--	--
2014-15	FLYERS	NHL	72	9	6	15	28	--	--	--	--	--
NHL TOTALS			118	10	9	19	52	--	--	--	--	--
AHL TOTALS			235	36	48	84	132	37	9	2	11	26
FLYERS TOTALS			90	9	7	16	34	--	--	--	--	--

(a) Signed as a free agent by Philadelphia, December 12, 2013

MISCELLANEOUS STATS

MISCELLANEOUS STATS


REGULAR SEASON												PLAYOFFS		
YEAR	TEAM	LEAGUE	PP	SH	GW	S	S%	+/-	TF	F%	MIN	PP	SH	GW
2010-11	Edmonton	NHL	0	0	0	16	0	-6	159	52.8	17:17	--	--	--
2011-12	Edmonton	NHL	0	0	0	1	100	2	40	45	9:52	--	--	--
2012-13	Edmonton	NHL	0	0	0	7	0	-3	44	47.7	7:03	--	--	--
2013-14	FLYERS	NHL	0	0	0	8	0	-3	40	40	7:44	--	--	--
2014-15	FLYERS	NHL	0	0	0	70	12.9	-6	56	37.5	11:43	--	--	--
NHL TOTALS			0	0	0	102	9.8	-16	339	49.1	11:10	--	--	--
FLYERS TOTALS			0	0	0	78	12.9	-9	96	77.5	10:56	--	--	--

CHRIS 76 VANDEVELDE

CAREER STATS VS. NHL

TEAM	GP	G	A	PTS	PIM
ANAHEIM	3	0	0	0	2
ARIZONA	5	0	0	0	2
BOSTON	3	1	0	1	0
BUFFALO	4	1	0	1	0
CALGARY	4	0	0	0	2
CAROLINA	6	1	0	1	4
CHICAGO	3	0	0	0	0
COLORADO	5	0	1	1	4
COLUMBUS	8	1	0	1	2
DALLAS	4	0	0	0	0
DETROIT	5	0	1	1	4
EDMONTON	2	0	1	1	0
FLORIDA	2	0	0	0	2
LOS ANGELES	5	1	0	1	0
MINNESOTA	7	0	1	1	10
MONTREAL	4	0	0	0	0
NASHVILLE	4	0	0	0	2
NEW JERSEY	5	0	0	0	2
NY ISLANDERS	3	2	0	2	0
NY RANGERS	4	0	0	0	4
OTTAWA	3	0	0	0	0
PHILADELPHIA	0	0	0	0	0
PITTSBURGH	4	1	0	1	4
SAN JOSE	2	0	0	0	0
ST. LOUIS	4	0	0	0	0
TAMPA BAY	4	1	1	2	2
TORONTO	2	0	0	0	0
VANCOUVER	5	0	1	1	2
WASHINGTON	6	0	2	2	4
WINNIPEG	2	1	1	2	0
NHL TOTALS:	118	10	9	19	52

JAKUB 93 VORACEK



RIGHT WING | VOHR-rah-chehk, YA-kuhB

BIRTHDATE: August 15, 1989 | **BIRTHPLACE:** Kladno, Czech Republic

HEIGHT: 6'2" | **WEIGHT:** 214 | **SHOOTS:** Left | **SEASON:** 8th NHL, 5th Flyers

ACQUIRED: Trade from Columbus – June 23, 2011

2014-15

Appeared in all 82 games, his third consecutive perfect season... Led the team in points (82) and assists (59) while finishing third in goals (22)... assist total was second-most in the NHL, and also finished fourth in the league in points... Won the Bobby Clarke Trophy as team MVP for the second time in three seasons as well as the Gene Hart Memorial Award... made his first career All-Star appearance when he represented the Flyers at the 2015 Bridgestone NHL All-Star Weekend... Played his 500th NHL game on Jan. 31 vs. TOR... Participated in his second career NHL fight Jan. 20 vs. PIT... Reached 200 points as a Flyer on Dec. 23 at MIN... Tied a career high with four assists on Dec. 20 at TOR... Recorded his 300th point in the NHL on Oct. 25 vs. DET... Became only the sixth Flyer in team history to record 10 multi-point games over the first 19 games of the season, joining Peter Forsberg, Brian Propp, Tim Kerr, Mark Recchi and Bobby Clarke... Recorded a career-high 10-game scoring streak from Oct. 22 - Nov. 15... Recorded a three-point night, 1G, 2A in a 6-5 OTW at Dallas on Oct. 18... Became the first Flyer in three years (Chris Pronger, 2011) to record at least a point in each of the team's first five games of the season.

CAREER

2013-14: Finished 2nd on the team in points (62), 3rd in goals (23), 2nd in assists (39)... Appeared in all 82 games... Played his 200th game as a Flyer on March 30 vs. BOS... Registered his 100th NHL goal on March 26 at NYR... Won the Yanick Dupre Class Guy Memorial Award for the Flyer who best illustrates character, dignity and respect for the sport on and off the ice... Picked up his third multi-goal game of the season on Jan. 11 vs. TBL... Recorded a career-high nine-game scoring streak (6-9-15) from Dec. 9-28... Recorded three points (1G, 2A) in the third period on Dec. 19 vs. CBJ, the third time in his career he's had three points in a period... Reached his 400th game in the NHL on Dec. 15 at WSH... Reached 100 points as a Flyer on Nov. 9... Recorded a five-game scoring streak (Nov. 9-19) (2G, 4A). **2012-13:** Received the Bobby Clarke Trophy as the team's most valuable player... also won the Pelle Lindbergh Memorial Trophy as the Flyers' most improved player from the previous season, as voted by his teammates... Was one of only two Flyers to appear in all 48 regular season games... scored a career-high 22 goals, which led the Flyers and was 9th in the league... was second on the team and 18th in the league in points with 46 (22G, 24A)... Led the team and was 13th in the league with 8 PPG... Recorded his first NHL fight, along with a career-high 19 penalty minutes vs. WSH on March 31... Posted a career-high 4 assists at NYI on Feb. 18... Had a 3-game goal streak from March 2-7... Posted a 6-game point streak from Feb. 16-25... played his 100th game as a Flyer on Feb. 27 vs. WSH... Picked up 3 assists in a 5-3 win vs. WPG on Feb. 23, giving him 12 points over a 5-game span, making him the first Flyer since Peter Forsberg in 2005 to have 12 or more points in a 5-game stretch... Recorded 200th NHL point and first NHL hat trick on Feb. 20 at PIT. **2011-12 : Playoffs:** Appeared in 11 playoff games, registering 10 points (2G, 8A) along with 8 penalty minutes ... Recorded GWG April 11 vs. PIT... **Regular Season:** Played in his 300th NHL game on Feb. 23 at EDM... recorded 2 assists vs. OTT on Jan. 7, including 1 to set up Danny Briere's GWG in overtime... was plus-3 Nov. 25 vs. MTL... posted a 3-point night (1G 2A) Nov. 5 vs. CBJ... scored GWG Oct. 6 at BOS in 1st game as a Flyer. **2010-11:** After being a healthy scratch Dec. 27-30, he had 8-17-25 in the 44 games past compared to 1-5-6 the 15 games prior to the scratches. CBJ was 9-1-3 when he scored a goal, 22-6-7 when he notched a point; is 19-5-3 all-time when he notched a multi-point game. **2009-10:** Appeared in 81 games for CBJ... posted 50 points (16G, 34A) along with 26 PIM. **2008-09:** Played 80 games for CBJ... registered 38 points (9G, 29A) and 44 PIM.

JAKUB 93 VORACEK

STATISTICAL CAREER HIGHS

	FLYERS	CAREER
MOST GOALS (GAME)	3 (vs. PIT, 2/20/13)	3 (vs. PIT, 2/20/13)
MOST ASSISTS (GAME)	4 (TWO TIMES)	4 (TWO TIMES)
MOST POINTS (GAME)	4 (TWO TIMES)	4 (TWO TIMES)
MOST GOALS (SEASON)	23 (2013-14)	23 (2013-14)
MOST ASSISTS (SEASON)	59 (2014-15)	59 (2014-15)
MOST POINTS (SEASON)	81 (2014-15)	81 (2014-15)
LONGEST GOAL-SCORING STREAK	3 GAMES (FOUR TIMES)	3 GAMES (SIX TIMES)
LONGEST ASSIST-SCORING STREAK	5 GAMES (FOUR TIMES)	5 GAMES (FOUR TIMES)
LONGEST POINT-SCORING STREAK	10 GAMES (10/22/14 - 11/15/14)	10 GAMES (10/22/14 - 11/15/14)

CAREER RECORD

YEAR	TEAM	LEAGUE	REGULAR SEASON						PLAYOFFS					
			GP	G	A	PTS	PIM		GP	G	A	PTS	PIM	
2002-03	Kladno	Czech	2	1	1	2	2		2	1	1	2	0	
2003-04	Kladno	Czech	52	30	24	54	26		2	0	0	0	2	
2004-05	Kladno	Czech	46	28	46	74	50		8	6	4	10	16	
2005-06	Kladno	Czech	1	0	0	0	0		--	--	--	--	--	
2006-07	Halifax	QMJHL	59	23	63	86	26		12	7	17	24	6	
2007-08	Halifax	QMJHL	53	33	68	101	42		15	5	13	18	14	
2008-09	Columbus	NHL	80	9	29	38	44		4	0	1	1	8	
2009-10	Columbus	NHL	81	16	34	50	26		--	--	--	--	--	
2010-11	Columbus(b)	NHL	80	14	32	46	26		--	--	--	--	--	
2011-12	FLYERS	NHL	78	18	31	49	32		11	2	8	10	8	
2012-13	FLYERS	NHL	48	22	24	46	35		--	--	--	--	--	
2013-14	FLYERS	NHL	82	23	39	62	22		7	2	2	4	4	
2014-15	FLYERS	NHL	82	22	59	81	78		--	--	--	--	--	
NHL TOTALS			531	124	248	372	263		22	4	11	15	20	
FLYERS TOTALS			290	85	153	238	167		18	4	10	14	12	

(a) Drafted by Columbus in the first round (7th overall) of the 2007 NHL Entry Draft.

(b) Traded to Philadelphia by Columbus with Columbus's 1st (Sean Couturier) and 3rd (Nick Cousins) round choices in 2011 Entry Draft for Jeff Carter, June 23, 2011

MISCELLANEOUS STATS


YEAR	TEAM	LEAGUE	REGULAR SEASON										PLAYOFFS		
			PP	SH	GW	S	S%	+/-	TF	F%	MIN		PP	SH	GW
2008-09	Columbus	NHL	0	0	1	101	8.9	11	3	0	12:39		0	0	0
2009-10	Columbus	NHL	4	0	1	154	10.4	-7	6	33.3	15:37		--	--	--
2010-11	Columbus	NHL	2	0	2	183	7.7	-3	65	36.9	16:58		--	--	--
2011-12	FLYERS	NHL	0	0	2	190	9.5	11	23	30.4	16:17		1	0	0
2012-13	FLYERS	NHL	8	0	3	129	17.1	-7	5	40	17:14		--	--	--
2013-14	FLYERS	NHL	8	0	0	235	9.8	11	6	66.7	16:57		1	0	1
2014-15	FLYERS	NHL	11	0	3	221	10	1	9	66.7	8:24		--	--	--
NHL TOTALS			33	0	12	1213	10.2	17	117	38.5	16:20		2	0	1
FLYERS TOTALS			27	0	8	775	11	16	43	44.2	17:22		2	0	1

JAKUB 93 VORACEK

CAREER STATS VS. NHL

TEAM	GP	G	A	PTS	PIM
ANAHEIM	16	5	5	10	4
ARIZONA	18	3	5	8	8
BOSTON	16	4	7	11	6
BUFFALO	17	3	9	12	6
CALGARY	17	4	9	13	18
CAROLINA	19	3	8	11	14
CHICAGO	23	5	11	16	6
COLORADO	17	4	8	12	6
COLUMBUS	10	3	10	13	0
DALLAS	17	2	10	12	4
DETROIT	25	4	12	16	8
EDMONTON	17	3	12	15	16
FLORIDA	16	5	3	8	0
LOS ANGELES	17	4	6	10	4
MINNESOTA	15	1	11	12	8
MONTREAL	16	3	13	16	6
NASHVILLE	24	2	5	7	8
NEW JERSEY	21	5	7	12	12
NY ISLANDERS	23	4	13	17	6
NY RANGERS	22	9	8	17	10
OTTAWA	16	8	5	13	4
PHILADELPHIA	3	0	1	1	0
PITTSBURGH	24	11	15	26	35
SAN JOSE	16	2	5	7	6
ST. LOUIS	23	6	8	14	12
TAMPA BAY	16	4	8	12	4
TORONTO	14	3	9	12	6
VANCOUVER	17	1	8	9	15
WASHINGTON	21	9	7	16	21
WINNIPEG	15	4	10	14	10
NHL TOTALS:	531	124	248	372	263

RYAN 25 WHITE



CENTER

BIRTHDATE: March 17, 1988 | **BIRTHPLACE:** Brandon, Manitoba

HEIGHT: 6'0" | **WEIGHT:** 200 | **SHOOTS:** Right | **SEASON:** 7th NHL, 2nd Flyers

ACQUIRED: Free Agent – signed August 7, 2014

2014-15

Appeared in 34 games for the Flyers... Recorded 6 goals, 6 assists, and 12 points... Recorded one game-winning goal on Mar. 25th vs. CHI... Assigned to the Phantoms on Dec. 28th after missing the first three months of the season due to a torn pectoral muscle sustained during offseason training... Appeared in 11 games for the Phantoms, recording 1 goal and 2 assists.

CAREER

2013-14: Appeared in 52 games for Montreal... ranked third among MTL forwards in average SH TOI per game (1:46)... scored three points over a two-game span, including a goal in each game, Feb. 6 vs. VAN and Feb. 8 at CAR... in game immediately prior, Feb. 4 vs. CGY, played 13:55 and recorded six SOG, both of which were career highs. **2012-13:** Scored his 1st goal of the season on Jan. 27 vs. NJD... Led the team in Jan. with 42 penalty minutes... Missed 5 games due to a lower-body injury suffered on March 21 at NYI... Recorded 5 hits on April 6 vs. BOS... Registered 2 shots and 2 hits on April 27 at TOR... **2011-12:** Assigned to Hamilton for conditioning purposes on Feb. 6... Had scored four goals and added an assist in four games with the Bulldogs when recalled (Feb. 12)... Played his 1st game of the season on Feb. 15 vs. BOS... Recorded his 1st point (assist) on Feb. 17 at BUF... Distributed 7 hits on Feb. 19 vs. NJD... Recorded 1 assist and played 7:53 on the penalty kill on March 16 at OTT... Produced 5 hits and was +1 on March 17 vs. NYI... Led the team in March in penalty minutes (51) and ranked 2nd with 36 hits. **2010-11:** Had 12 points (3G, 9A) in 33 games this season with the Bulldogs when recalled... Had 61 shots on goal and served 77 penalty minutes... Missed 14 games earlier in the season due to a lower body injury incurred on Nov. 19 at Rochester... Played his first NHL game of the season on Jan. 21 at OTT... Registered an assist (his 1st of the season in the NHL) and was +1 on Feb. 10 vs. NYI... Registered 7 hits on March 15 vs. WSH... Scored his 1st NHL career goal, while collecting an assist and a +3 rating, on March 20 at MIN... Led the team with 35 hits in March. **2009-10:** Recalled by MTL on Nov. 4... Registered his first NHL point (assist) in his first NHL game on Nov. 5 at BOS... Became the 5th player in franchise history to wear number 53 (Sylvain Blouin, Rory Fitzpatrick, Doug Janik and André Racicot)... Ranked 1st on the team with 31 hits in Nov... Ranked 1st on the team's forwards with 12 blocked shots in Nov... Led Hamilton in penalty minutes with 173... Set career-highs in goals (17), points (34) and penalty minutes (173) with the Bulldogs. **2008-09:** Played his 1st game in the AHL on Oct. 10 at Manitoba... Tallied his 1st point (goal) in the AHL on Oct. 11 at Manitoba... Recorded his 1st AHL assist on Oct. 29 vs. Hershey... appeared in all 80 games for the Bulldogs. **2007-08:** Played for Team WHL in the 2007 ADT Canada-Russia Challenge... Was named the CHL Player of the Week for the week ending on Feb. 3 after collecting 10 points (5G, 5A) in 4 games... Tied for 1st in scoring with Calgary in points (72), 2nd in goals (28) and in assists (44)... Was named the WHL Player of the Week for the week ending Apr. 13 after recording 12 points (4G, 8A) and a +6 rating in 4 playoff games... Led the Hitmen in points with 17 (6G, 11A) during their 16 playoff games... Over 4 seasons with Calgary accumulated 237 points (91G, 146A) in 275 games. **2006-07:** Led the Hitmen in assists (55 – 5th in the WHL), points (89 – 4th in the WHL) and penalty minutes (97), was 2nd in goals (34) and tied for 2nd in +/- rating (+23)... Was named to the WHL (East) First All-Star Team. **2005-06:** Scored a goal in the 2006 CHL Top Prospects game in Ottawa... Tied for 1st on the Hitmen in assists (33) and points (53), 3rd in goals (20) and 4th in penalty minutes (121)... **2004-05:** Played for Team Western in the World Under-17 Hockey Challenge... At age 16, registered 23 points (9-14) in 63 games with the Calgary Hitmen.

RYAN 25 WHITE

STATISTICAL CAREER HIGHS

	FLYERS	CAREER
MOST GOALS (GAME)	3 (vs. PIT, 2/20/13)	3 (vs. PIT, 2/20/13)
MOST ASSISTS (GAME)	4 (TWO TIMES)	4 (TWO TIMES)
MOST POINTS (GAME)	4 (TWO TIMES)	4 (TWO TIMES)
MOST GOALS (SEASON)	23 (2013-14)	23 (2013-14)
MOST ASSISTS (SEASON)	59 (2014-15)	59 (2014-15)
MOST POINTS (SEASON)	81 (2014-15)	81 (2014-15)
LONGEST GOAL-SCORING STREAK	3 GAMES (FOUR TIMES)	3 GAMES (SIX TIMES)
LONGEST ASSIST-SCORING STREAK	5 GAMES (FOUR TIMES)	5 GAMES (FOUR TIMES)
LONGEST POINT-SCORING STREAK	10 GAMES (10/22/14 - 11/15/14)	10 GAMES (10/22/14 - 11/15/14)

CAREER RECORD

YEAR	TEAM	LEAGUE	REGULAR SEASON					PLAYOFFS				
			GP	G	A	PTS	PIM	GP	G	A	PTS	PIM
2004-05	Calgary	WHL	63	9	14	23	95	12	2	1	3	26
2005-06	Calgary	WHL	72	20	33	53	121	13	3	4	7	18
2006-07	Calgary	WHL	72	34	55	89	97	18	6	8	14	36
2007-08	Calgary	WHL	68	28	44	72	98	16	6	11	17	8
2008-09	Hamilton	AHL	80	11	18	29	68	6	3	1	4	9
2009-10	Hamilton	AHL	62	17	17	34	173	19	4	5	9	47
	Montreal	NHL	16	0	2	2	16	--	--	--	--	--
2010-11	Hamilton	AHL	33	3	9	12	77	13	2	6	8	37
	Montreal	NHL	27	2	3	5	38	7	0	0	0	2
2011-12	Montreal	NHL	20	0	3	3	61	--	--	--	--	--
	Hamilton	AHL	4	4	1	5	26	--	--	--	--	--
2012-13	Montreal	NHL	26	1	0	1	67	3	1	0	1	23
2013-14	Montreal	NHL	52	2	4	6	50	--	--	--	--	--
2014-15	FLYERS	NHL	34	6	6	12	30	--	--	--	--	--
	WHL TOTALS		275	91	146	237	411	59	17	24	41	88
	AHL TOTALS		179	35	45	80	344	38	9	12	21	93
	NHL TOTALS		175	11	18	29	262	10	1	0	1	25
	FLYERS TOTALS		34	6	6	12	30	--	--	--	--	--

(a) Signed as a free agent by Philadelphia, August 7, 2014

MISCELLANEOUS STATS

MISCELLANEOUS STATS

REGULAR SEASON													PLAYOFFS		
YEAR	TEAM	LEAGUE	PP	SH	GW	S	S%	+/-	TF	F%	MIN	PP	SH	GW	
2009-10	Montreal	NHL	0	0	0	5	0	-6	10	70	11:09	--	--	--	
2010-11	Montreal	NHL	0	0	0	30	6.7	5	32	40.6	8:55	0	0	0	
2011-12	Montreal	NHL	0	1	0	12	0	-7	59	49.2	14:31	--	--	--	
2012-13	Montreal	NHL	0	0	0	16	6.3	1	167	54.5	9:25	0	0	0	
2013-14	Montreal	NHL	0	0	1	51	3.9	-8	388	50.8	9:41	--	--	--	
2014-15	FLYERS	NHL	0	1	1	45	13.3	4	123	52.8	11:43	--	--	--	
NHL TOTALS			0	2	2	159	6.9	-11	779	51.6	10:37	0	0	0	
FLYERS TOTALS			0	1	1	45	13.3	4	123	52.8	11:43	--	--	--	

RYAN 25 WHITE



CAREER STATS VS. NHL

TEAM	GP	G	A	PTS	PIM
ANAHEIM	0	0	0	0	0
ARIZONA	1	0	0	0	2
BOSTON	1	0	0	0	4
BUFFALO	2	1	1	2	0
CALGARY	2	0	1	1	2
CAROLINA	3	0	0	0	0
CHICAGO	1	1	0	1	0
COLORADO	0	0	0	0	0
COLUMBUS	2	0	1	1	0
DALLAS	1	0	0	0	2
DETROIT	1	0	1	1	0
EDMONTON	1	1	0	1	0
FLORIDA	0	0	0	0	0
LOS ANGELES	0	0	0	0	0
MINNESOTA	0	0	0	0	0
MONTREAL	1	0	0	0	0
NASHVILLE	1	1	0	1	0
NEW JERSEY	1	1	1	2	2
NY ISLANDERS	2	0	0	0	12
NY RANGERS	1	0	0	0	0
OTTAWA	2	0	0	0	0
PHILADELPHIA	0	0	0	0	0
PITTSBURGH	2	1	0	1	0
SAN JOSE	1	0	0	0	2
ST. LOUIS	2	0	0	0	0
TAMPA BAY	0	0	0	0	0
TORONTO	2	0	0	0	0
VANCOUVER	1	0	0	0	0
WASHINGTON	2	0	0	0	4
WINNIPEG	1	0	1	1	0
NHL TOTALS:	34	6	6	12	30


TIM 37 BRENT

CENTER

BIRTHDATE: March 10, 1984 | **BIRTHPLACE:** Cambridge, Ontario

SEASON: 8th NHL, 1st Flyers | **HEIGHT:** 6'0" | **WEIGHT:** 188 | **SHOOTS:** Right

ACQUIRED: Free Agent- Signed on July 1, 2015



2014-15

Played a second season in the Kontinental Hockey League with Metallurg Magnitogorsk, posting 15 points (5G, 10A) in 42 games, along with 30 PIM... had a goal and two assists in 10 playoff games.


CAREER:

2013-14: Spent the season in the Kontinental Hockey League, winning the Gagarin Cup with Metallurg Magnitogorsk under former Flyers coach Mike Keenan... recorded two points and 37 PIM in 20 playoff games... contributed six goals and 12 assists for 18 points in 33 regular season games for the club, along with 59 assists... traded to Magnitogorsk by Torpedo Nizhny Novgorod, where he started the season and posted 11 point (3G, 8A) in 18 games. **2012-13:** Appeared in 30 games with the Hurricanes, recording 3 assists... missed most of April due to injury. **2011-12:** Completed his sixth NHL season and first with the Hurricanes... Established career highs in goals (12) and points (24) and matched his career highs in assists (12) and games played (79)... Led the team in shooting percentage (16.9%)... Ranked tied for third among Carolina skaters in game-winning goals (3) and tied for fifth in power-play goals (3)... Played in 100th career NHL game at WSH (10/8) **2010-11:** Established then-career highs in games played (79), goals (8), assists (12), points (20) and penalty minutes (33)... Ranked second among Leafs skaters in face-off percentage (52.0%)... Led Toronto forwards in shorthanded ice time per game (1:58) and blocked shots (58)... Also led Maple Leafs in shorthanded points (1g, 1a) and was fourth among team forwards with 104 hits... Established career high for goals in a game with two and earned an assist at CAR (1/24) **2009-10:** Signed with Toronto in the offseason, and spent the majority of the season on the AHL level with the Toronto Marlies... Missed the first 42 games of the season with an upper body injury... Skated in one NHL game with the Maple Leafs... Ranked fourth among Marlies skaters in goals (13) and sixth in points (28), playing 33 AHL regular-season games. **2008-09:** Acquired by the Chicago Blackhawks from the Pittsburgh Penguins in July... Spent the majority of the season with the Blackhawks' AHL affiliate, Rockford... Skated in two games for Chicago, totaling two penalty minutes... Ranked first among Rockford skaters in assists (42), points (62) and shorthanded goals (4), in 64 AHL games **2007-08:** Acquired by Pittsburgh in the offseason, and spent the majority of the season in the AHL with Wilkes-Barre... Led Wilkes-Barre in assists (43) and points (61) in 74 AHL games... Ranked second among Wilkes-Barre skaters in penalty minutes (79)... Skated in 23 Calder Cup Playoff games for the Penguins, and ranked tied for first in the AHL in playoff goals (12)... Was third in the AHL in playoff assists (15) and tied for third in playoff scoring (27 points), as Wilkes-Barre advanced to the Calder Cup Finals **2006-07:** Completed his first NHL season, skating in 15 games with Anaheim and scoring one goal... Made his NHL debut vs. CBJ (1/5)... Also skated in 48 AHL games for Portland, earning 30 points (16g, 14a) **2005-06:** Totaled 24 points (15g, 9a) and 32 penalty minutes in 37 AHL games with Portland... Earned eight points (4g, 4a) in 15 Calder Cup Playoff games for the Pirates, as Portland advanced to the Eastern Conference Final. **2004-05:** Spent his first professional season with Cincinnati of the American Hockey League (AHL), totaling five goals, 13 assists (18 points) and 42 penalty minutes in 46 games played... Appeared in 12 Calder Cup playoff games, earning one assist, as the Mighty Ducks topped Milwaukee in the first round before falling to eventual Calder Cup finalist Chicago in the division finals. **2003-04:** Led St. Michael's in assists (41) and points (67), playing 53 regular-season contests... Also led the Majors in playoff assists (13) and points (17) in 18 games played, as St. Michael's fell in the OHL Conference Finals for the fourth consecutive season. **2002-03:** Ranked second among St. Michael's skaters in goals (24), assists (42), points (66) and plus/minus (+15), skating in 60 regular-season games... Was first on the team in playoff assists (17) and points (24), skating in 19 postseason contests before St. Michael's was eliminated in seven games by Ottawa in the OHL Conference Finals. **2001-02:** Ranked third among Toronto St. Michael's skaters in assists (40) and fourth in points (59), skating in 61 games during his second OHL season... Led St. Michael's in playoff assists (12) and points (19), helping the team reach the OHL Conference Finals for the second consecutive year. **2000-01:** Totaled 28 points (9g, 19a) in 64 games during his first season of major junior hockey with the Toronto St. Michael's Majors... Earned 10 points (2g, 8a) in 18 playoff games, helping Toronto St. Michael's win a pair of seven-game series before falling to Ottawa in the OHL Conference Finals.

CAREER RECORD

YEAR	TEAM	LEAGUE	REGULAR SEASON					PLAYOFFS				
			GP	G	A	PTS	PIM	GP	G	A	PTS	PIM
2006-07	Portland	AHL	48	16	14	30	40	--	--	--	--	--
	Anaheim	NHL	15	1	0	1	6	--	--	--	--	--
2007-08	Wilkes-Barre	AHL	74	18	43	61	79	23	12	15	27	10
	Pittsburgh	NHL	1	0	0	0	0	--	--	--	--	--
2008-09	Rockford	AHL	64	20	42	62	59	4	0	1	1	2
	Chicago	NHL	2	0	0	0	2	--	--	--	--	--
2009-10	Toronto	AHL	33	13	15	28	19	--	--	--	--	--
	Toronto	NHL	1	0	0	0	0	--	--	--	--	--
2010-11	Toronto	NHL	79	8	12	20	33	--	--	--	--	--
	Carolina	NHL	79	12	12	24	27	--	--	--	--	--
2012-13	Carolina	NHL	30	0	3	3	8	--	--	--	--	--
	Nizhny Novgorod	KHL	18	3	8	11	16	--	--	--	--	--
2013-14	Magnitogorsk	KHL	33	6	12	18	59	20	1	0	1	37
	Magnitogorsk	KHL	42	5	10	15	30	10	1	2	3	8
NHL TOTALS			207	21	27	48	76	--	--	--	--	--
AHL TOTALS			219	67	114	181	197	27	12	16	28	12
KHL TOTALS			93	14	30	44	105	30	2	2	4	45

CHRIS 34 CONNER



RIGHT WING

BIRTHDATE: December 23, 1983 | **BIRTHPLACE:** Westland, Michigan

SEASON: 10th NHL, 1st Flyers | **HEIGHT:** 5'7" | **WEIGHT:** 181 | **SHOOTS:** Left

ACQUIRED: Free Agent- Signed on July 1, 2015

2014-15

Regular Season: Appeared in 61 games for Washington's AHL affiliate in Hershey, posting 19 goals and 33 assists for 52 points... returned Nov. 19 at Lehigh Valley after missing 13 games due to injury and scored a power-play goal... recorded four points (1G, 3A) and earned first star honors Dec. 13 vs. Binghamton... scored two goals and was named first star Dec. 6 at Wilkes-Barre/Scranton... named CCM/AHL Player of the Week on Dec. 7... recorded three points (1G, 2A) Dec. 5 vs. Bridgeport... scored game-winning goal Jan. 18 vs. Lehigh Valley... appeared in two NHL games for Washington, earning a plus-1 rating and four PIM. **Playoffs:** Recorded seven points (2-5-7) in 10 games for Hershey.

CAREER:


2013-14: Split the season between Pittsburgh and their AHL affiliate in Wilkes-Barre/Scranton... played 19 NHL games, recording four goals and one assist... posted 11 points (6G, 5A) in 17 AHL games. **2012-13:** Regular Season: Appeared in 12 games with the Phoenix Coyotes... recorded 1 goal, 1 assist, and 2 points... recorded a plus three rating and 2 penalty minutes... played in 60 games for Phoenix's AHL affiliate in Portland... finished 5th on the team in scoring, producing 13 goals, 27 assists, and 40 points...tallied 28 penalty minutes...scored four game-winning goals. Playoffs: Appeared in one game for the Pirates...recorded one assist and two penalty minutes. **2011-12:** Appeared in 8 games with Detroit, recording 3 points (1G, 2A) and a plus two rating... appeared in 57 games for Detroit's AHL affiliate in Grand Rapids... finished 4th on the team in scoring, producing 16 goals, 37 assists, and 52 points... tallied 22 penalty minutes and a plus four rating... scored two shorthanded goals, tied for the team lead. **2010-11:** Regular Season: Appeared in 60 games for the Pittsburgh Penguins... Recorded career highs in goals (7), assists (9), and points (16)... Posted a plus five rating and 10 penalty minutes... Registered three game-winning goals... Registered 9 points, (3G, 6A) in 11 games with AHL affiliate Wilkes-Barre/Scranton Penguins before being recalled by Pittsburgh. Playoffs: Appeared in all seven games of the Eastern Conference Quarterfinals against the Tampa Bay Lightning... Scored his first career playoff goal in Game 5 of the ECQF vs. Tampa on Apr. 23. **2009-10:** Regular Season: Appeared in eight games for the Pittsburgh Penguins... Recorded 3 points (2G, 1A)... Scored 2 goals, one being the game-winner, on Jan. 25 @ NYR... Appeared in 59 games with AHL affiliate Wilkes-Barre/Scranton... Finished 2nd on the team in scoring, producing 19 goals, 37 assists, and 56 points... Led the team in power-play points (20)... Finished 3rd on the team in shorthanded goals (2). Playoffs: Appeared in one playoff game for Pittsburgh in the EDQF against Ottawa... Appeared in 4 playoff games for Wilkes-Barre/Scranton...Recorded 4 points (2G, 2A). **2008-09:** Appeared in 38 games for the Dallas Stars... Recorded 3 goals, 10 assists, and 13 points... Registered 2 points on Mar. 30 @ PHX (1G, 1A)... Scored the game-winning goal on Jan. 29 @ DET... Appeared in 30 games with AHL affiliate Peoria Rivermen... Recorded 13 points (3G, 10A) and 10 penalty minutes. **2007-08:** Regular Season: Appeared in 22 games for Dallas... Recorded 3 goals, 2 assists, and 5 points... Appeared in 55 games for AHL affiliate Iowa Stars... Registered 13 goals, 26 assists, and 39 points...Tallied 17 penalty minutes. Playoffs: Made his Stanley Cup Playoff debut in Game 3 of the Western Conference Final on May 12 vs. Detroit. **2006-07:** Regular Season: Appeared in 11 games with Dallas...Record 3 points (1G, 2A)... Appeared in 48 games with AHL affiliate Iowa... Recorded 19 goals, 18 assists, and 37 points. Playoffs: Appeared in 12 games for Iowa...Recorded 2 goals, 5 assists, and 7 points. **2005-06:** Regular Season: Led Michigan Tech (WCHA) in scoring with 17 goals, 12 assists, and 29 points... Finished 1st on the team in shorthanded goals (4) and game-winning goals (3)... Made his professional debut with Iowa (AHL) following his senior season at Michigan Tech... Appeared in 15 games for Iowa... Recorded 5 points (2G, 3A). Playoffs: Appeared in 7 playoff games for Iowa...recorded 2 points (1G, 1A). **2004-05:** Appeared in 37 games for Michigan Tech (WCHA)... Finished 4th on the team in scoring with 24 points (10-14-24). **2003-04:** Led Michigan Tech in scoring with 25 goals, 14 assists, and 39 points... Tied for 2nd on the team in power play goals (6)... led the nation in scoring. **2002-03:** Finished 2nd on Michigan Tech in scoring with 13 goals, 24 assists, and 37 points... Led the team in shorthanded goals (3).

CHRIS 34 CONNER

CAREER RECORD

YEAR	TEAM	LEAGUE	REGULAR SEASON					PLAYOFFS				
			GP	G	A	PTS	PIM	GP	G	A	PTS	PIM
2002-03	Michigan Tech	WCHA	38	13	24	37	8	-	-	-	-	-
2003-04	Michigan Tech	WCHA	38	25	14	39	12	-	-	-	-	-
2004-05	Michigan Tech	WCHA	37	14	10	24	6	-	-	-	-	-
2005-06	Michigan Tech	WCHA	38	17	12	29	18	-	-	-	-	-
2005-06	Iowa	AHL	15	2	3	5	0	7	1	1	2	2
2006-07	Iowa	AHL	48	19	18	37	24	12	2	5	7	2
2006-07	Dallas	NHL	11	1	2	3	4	-	-	-	-	-
2007-08	Iowa	AHL	55	13	26	39	17	-	-	-	-	-
2007-08	Dallas	NHL	22	3	2	5	6	1	0	0	0	0
2008-09	Dallas	NHL	38	3	10	13	10	-	-	-	-	-
2008-09	Peoria	AHL	30	16	12	28	10	-	-	-	-	-
2009-10	Wilkes-Barre/Scranton	AHL	59	19	37	56	21	4	2	2	4	2
2009-10	Pittsburgh Penguins	NHL	8	2	1	3	0	1	0	0	0	0
2010-11	Wilkes-Barre/Scranton	AHL	11	3	6	9	2	-	-	-	-	-
2010-11	Pittsburgh	NHL	60	7	9	16	10	7	1	0	1	0
2011-12	Grand Rapids	AHL	57	16	37	53	22	-	-	-	-	-
2011-12	Detroit	NHL	8	1	2	3	0	-	-	-	-	-
2012-13	Portland	AHL	60	13	27	40	28	1	0	1	1	2
2012-13	Phoenix	NHL	12	1	1	2	2	-	-	-	-	-
2013-14	Pittsburgh	NHL	19	4	1	5	2	-	-	-	-	-
2013-14	Wilkes-Barre/Scranton	AHL	17	6	5	11	8	-	-	-	-	-
2014-15	Hershey	AHL	61	19	33	52	10	10	2	5	7	2
2014-15	Washington	NHL	2	0	0	0	4	-	-	-	-	-
WCHA TOTALS			151	69	60	129	44	-	-	-	-	-
AHL TOTALS			413	126	204	330	142	27	7	14	21	10
NHL TOTALS			180	22	28	50	38	9	1	0	1	0

DAVIS 43 DREWISKE



DEFENSE

BIRTHDATE: November 22, 1984 | **BIRTHPLACE:** Hudson, WI

SEASON: 7th NHL, 1st Flyers | **HEIGHT:** 6'2" | **WEIGHT:** 220 | **SHOOTS:** Left

ACQUIRED: Free Agent- Signed on July 1, 2015

2014-15

Appeared in 62 games for the Hamilton Bulldogs...Recorded 4 goals and career highs of 18 assists and 22 points.


CAREER:

2013-14: Missed all but 21 games due to injury...Recorded 3 assists for Hamilton. **2012-13:** Appeared in 20 games for Los Angeles...Recorded 1 goal and 3 assists...Appeared in 9 games for Montreal...Recorded 1 goal and 1 assist **2011-12:** Won Stanley Cup with the Los Angeles Kings...Appeared in 9 games...Scored 2 goals **2010-11:** Appeared in 38 games for Los Angeles...Recorded 5 assists **2009-10:** Played an NHL career high of 42 games with the Los Angeles Kings...Recorded 1 goal and 7 assists **2008-09:** Appeared in 61 games for the Manchester Monarchs...Recorded 1 goal and 13 assists for 14 points...Finished second in penalty minutes by defensemen (95)...Appeared in 17 games for the Los Angeles Kings...Recorded 3 assists **2007-08:** Served as captain for the University of Wisconsin Badgers during his senior year...Appeared in 40 games for the Badgers...Finished collegiate career with career-high in points (21)...Tied for lead in goals by defensemen (5)...Finished second on the team in points by defensemen (21)...Won the University of Wisconsin's Spike Carlson Award as the team's most valuable player **2006-07:** Appeared in 41 games for Wisconsin...Recorded 4 goals and 6 assists for 10 points **2005-06:** Won NCAA national title with University of Wisconsin...Appeared in 37 games...Recorded 2 goals and 2 assists for 4 points **2004-05:** Appeared in 34 games for the University of Wisconsin Badgers...Recorded 1 goal and 5 assists for 6 points **2003-04:** Appeared in 60 games for the Des Moines Buccaneers...Recorded 4 goals and 19 assists, leading the defensemen in points (23)...Scored 3 goals in playoffs.

CAREER RECORD

CAREER RECORD			REGULAR SEASON					PLAYOFFS				
YEAR	TEAM	LEAGUE	GP	G	A	PTS	PIM	GP	G	A	PTS	PIM
2003-04	Des Moines	USHL	60	4	19	23	63	3	0	0	0	4
2004-05	Wisconsin	WCHA	34	1	5	6	20	--	--	--	--	--
2005-06	Wisconsin	WCHA	37	2	2	4	24	--	--	--	--	--
2006-07	Wisconsin	WCHA	41	4	6	10	46	--	--	--	--	--
2007-08	Wisconsin	WCHA	40	5	16	21	46	--	--	--	--	--
2007-08	Manchester	AHL	5	0	0	0	6	4	0	1	1	6
2008-09	Manchester	AHL	61	1	13	14	95	--	--	--	--	--
2008-09	Los Angeles	NHL	17	0	3	3	18	--	--	--	--	--
2009-10	Los Angeles	NHL	42	1	7	8	14	--	--	--	--	--
2010-11	Los Angeles	NHL	38	0	5	5	19	--	--	--	--	--
2011-12	Los Angeles	NHL	9	2	0	2	2	--	--	--	--	--
2012-13	Los Angeles	NHL	20	1	3	4	14	--	--	--	--	--
2012-13	Montreal	NHL	9	1	2	3	0	--	--	--	--	--
2013-14	Hamilton	AHL	21	0	3	3	8	--	--	--	--	--
2014-15	Hamilton	AHL	62	4	18	22	28	--	--	--	--	--
NHL TOTALS			135	5	20	25	67	--	--	--	--	--

COLIN 36 MCDONALD



RIGHT WING

BIRTHDATE: September 30, 1984 | **BIRTHPLACE:** Westhamsfield, CT

SEASON: 6th NHL, 1st FLYERS | **HEIGHT:** 6'2" | **WEIGHT:** 214 | **SHOOTS:** Right

ACQUIRED: Free Agent- Signed July 3, 2015

2014-15

Regular Season: Appeared in 18 games for the Islanders... Recorded 18 points (2G,6A)... Finished 7th on the team in face-off win percentage (50.0)... Appeared in 40 games for the Islanders' AHL affiliate the Bridgeport Sound Tigers... Posted 14 goals and 21 assists for 35 points... Recorded 28 penalty minutes... Posted a season high of four points on Nov. 14 at Hartford... Recorded two 4-game scoring streak from Dec. 5-12 and Jan. 3-10... Registered 3 points and was named the Number 1 Star on Dec. 19 at Norfolk... Scored one short-handed goal on Jan. 21 at Albany. **Playoffs:** Appeared in 2 games for the Islanders... Posted a plus-one rating and 2 penalty minutes.

CAREER:

2013-14: Appeared in 70 games during his 2nd seasons with the Islanders... Recorded career highs in goals (8), points (18), games (70), and penalty minutes (34)... Registered 10 assists... Appeared in his 100th NHL game on vs. CAR on Feb. 8... Tallied a four-game point streak (2G,2A) from Mar. 4-10... Posted a three-point game (2G,1A) and a plus-4 rating at CAR on Nov. 25. **2012-13:** Regular Season: Appeared in 45 games for the Islanders in his first full NHL season... Recorded 17 points (7G,10A)... Registered 3 multi-point games... Posted his first goal as an Islander on Feb. 9 vs. BUF... Recorded his first career assists on Jan. 24 at TOR... Tallied his first two-goal game on Mar. 28 at PHL and his first fighting major... Finished 2nd on the team in hits (120) and 5th on the team in penalty minutes (32)... Appeared in 35 games for the Bridgeport Sound Tigers (AHL) during the NHL lockout... Recorded 6 goals, 21 assists, and 27 points... Served as team captain. **Playoffs:** Appeared in 6 games for the Islanders... Recorded 3 points (2G,1A)... Posted a plus-two rating and 2 penalty minutes. **2011-12:** Regular Season: Appeared in 68 games for the Wilkes-Barre/Scranton Penguins... Recorded 14 goals... Led the team in assists (35) and finished 3rd in points (49)... Finished 3rd on the team with a plus-13 rating... Appeared in 5 games for the Pittsburgh Penguins... Appeared in his second AHL All-Star game, scoring one assist. **Playoffs:** Appeared in 12 playoff games for Wilkes-Barre/Scranton... Tied for 1st on the team in playoff scoring, tallying 13 points (6G,7A). **2010-11:** Regular Season: Appeared in 80 games for the Oklahoma City Barons... Led the AHL in goals (42)... Recorded 16 assists and finished 3rd on the team in points (58)... Played in his first AHL All-Star game, scoring an assist. **Playoffs:** Appeared in 6 games for the Barons... Recorded (1G,1A). **2009-10:** Appeared in 76 AHL games for Springfield... Recorded 23 points (12G,11A)... Appeared in 2 games for the Edmonton Oilers... Made his NHL debut on Nov. 27 vs. San Jose... Scored his first NHL goal on Nov. 28 at VAN. **2008-09:** Appeared in 77 games for Springfield... Recorded 22 points (10G,12A)... Posted a career high in penalty minutes (65)... Led the team in games played... Appeared in 3 games for the Stockton Thunder (ECHL)... Recorded two assists. **2007-08:** Appeared in 73 games for the Springfield Falcons, his professional debut... Recorded 23 points (12G,11A)... Tallied an assist in his first professional game on Oct. 6 vs. Worcester... Recorded his first professional goal on Oct. 26 at Hartford. **2006-07:** Appeared in 36 games during his senior year at Providence... Led the team in goals (13)... Recorded 4 assists for 17 points... Served as co-captain. **2005-06:** Appeared in 36 games for Providence... Led the team in scoring with a career high 28 points (9G,19A). **2004-05:** Appeared in 26 games for Providence... Recorded 16 points (11G,5A). **2003-04:** Appeared in 37 games in his first season with Providence College... Recorded 16 points (10G,6A)... Was named to the Hockey East All-Rookie Team... Earned Providence's Most Valuable Freshman.

CAREER RECORD

YEAR	TEAM	LEAGUE	REGULAR SEASON					PLAYOFFS				
			GP	G	A	PTS	PIM	GP	G	A	PTS	PIM
2003-04	Providence	H-East	37	10	6	16	47	--	--	--	--	--
2004-05	Providence	H-East	26	11	5	16	14	--	--	--	--	--
2005-06	Providence	H-East	36	9	19	28	29	--	--	--	--	--
2006-07	Providence	H-East	36	13	4	17	30	--	--	--	--	--
2007-08	Springfield	AHL	73	12	11	23	46	--	--	--	--	--
2008-09	Springfield	AHL	77	10	12	22	65	--	--	--	--	--
	Stockton	ECHL	3	0	2	2	0	--	--	--	--	--
2009-10	Springfield	AHL	76	12	11	23	38	--	--	--	--	--
	Edmonton	NHL	2	1	0	1	0	--	--	--	--	--
2010-11	Oklahoma City	AHL	80	42	16	58	63	6	1	1	2	6
2011-12	Wilkes-Barre/Scranton	AHL	68	14	35	49	41	12	6	7	13	2
	Pittsburgh	NHL	5	0	0	0	0	--	--	--	--	--
2012-13	Bridgeport	AHL	35	6	21	27	32	--	--	--	--	--
	NY Islanders	NHL	45	7	10	17	32	6	2	1	3	2
2013-14	NY Islanders	NHL	70	8	10	18	34	--	--	--	--	--
2014-15	NY Islanders	NHL	18	2	6	8	0	2	0	0	0	2
	Bridgeport	AHL	40	14	21	35	28	--	--	--	--	--
H-EAST TOTALS			135	43	34	77	120	--	--	--	--	--
ECHL TOTALS			3	0	2	2	0	--	--	--	--	--
AHL TOTALS			449	110	127	237	313	18	7	8	15	8
NHL TOTALS			140	18	26	44	66	8	2	1	3	4

JASON 45 LABARBERA



GOALIE

BIRTHDATE: Jan 18, 1980 | **BIRTHPLACE:** Burnaby, British Columbia

SEASON: 14th NHL, 1st Flyers | **HEIGHT:** 6'3" | **WEIGHT:** 234 | **CATCHES:** Left

ACQUIRED: Free Agent- Signed July 2, 2015

2014-15

Appeared in his 11th NHL season, his first with Anaheim... posted a 2-0-1 record with a 2.85 GAA and .909 SV% in five games.

CAREER:

2013-14: Appeared in his 10th NHL season, his first with Edmonton... posted a 1-3-0 record with a 3.28 GAA and .870 SV% in seven games... turned away 21-of-25 shots and two shootout attempts in a 5-4 victory, Oct. 7 vs. NJ... stopped all 12 shots faced in his season debut, Oct. 5 vs. EDM... spent the rest of the season in the AHL with Oklahoma City and Rockford, going 15-16-3 with a 2.87 GAA in 34 overall games... led Rockford goaltenders in wins (15), saves (831) and appearances (32) **2012-13:** Appeared in his ninth NHL season, his fourth with Phoenix... went 4-6-2 with a 2.64 GAA and .923 SV% in 15 games... posted the second-best SV% of his career, stopping 127-of-146 shots **2011-12:** Appeared in his eighth NHL season, his third with Phoenix... was 3-9-3 with a 2.54 GAA and .911 SV% in 19 games **2010-11:** Appeared in his seventh NHL season, his second with Phoenix... posted a 7-6-3 record with a career-tying two shutouts, a 3.26 GAA and .909 SV% in 17 games... became the first NHL goaltender to begin a season playing 12 straight games on the road... notched his 50th career victory and sixth career shutout (34 saves) in a 2-0 win, Jan. 6 @ COL... with 30 saves on as many shots, picked up his fifth career shutout in a 1-0 victory on Dec. 26 @ DAL **2009-10:** Appeared in his sixth NHL season, his first with Phoenix... went 8-5-1 in 17 games, setting career highs in GAA (2.13) and SV% (.928)... posted a career-long shutout streak of 120:48 from Feb. 5-Mar. 14, spanning three games **2008-09:** Split his fifth NHL season with Los Angeles and Vancouver, going 8-10-6 with a career-high two shutouts, a 2.78 GAA and .901 SV%... earned his third career shutout with 15 saves in a 4-0 Kings win, Oct. 24 @ STL **2007-08:** Appeared in his fourth NHL season, his second with Los Angeles... established career highs in wins (17), games (45) and minutes (2,421)... stopped all 17 shots faced for his second career shutout in a 6-0 victory, Oct. 23 vs. NSH **2005-06:** Appeared in his third NHL season, his first with Los Angeles... by turning away all 31 shots, posted his first career NHL shutout in a 4-0 win on Apr. 17 @ SJ **2003-04:** Appeared in his second NHL season with the New York Rangers, going 1-2-0 with a 4.85 GAA... earned his first career NHL win with 19 saves in a 3-2 victory, Mar. 5 vs. WSH... Set new club single-season records with his 34 wins, 1.59 goals against average, 13 shutouts, nine ties and 3,393 minutes played **2000-01:** Made his NHL debut with the New York Rangers, stopping two shots in 9:43 of relief of Kirk McLean on Oct. 14 @ PIT.

JASON 45 LABARBERA

CAREER RECORD

YEAR	TEAM	REGULAR SEASON										PLAYOFFS						
		LEAGUE	GP	Min	GA	SO	GAA	W	L	OT		GP	Min	GA	SO	GAA	W	L
1996-97	Tri-City	WHL	2	64	4	0	3.77	1	0	0		--	--	--	--	--	--	--
1996-97	Portland	WHL	9	443	18	0	2.44	5	1	0		--	--	--	--	--	--	--
1997-98	Portland	WHL	23	1305	72	1	3.31	18	4	0		--	--	--	--	--	--	--
1998-99	Portland	WHL	51	2994	170	4	3.41	18	20	3		4	252	19	0	4.52	0	4
1999-00	Portland	WHL	34	2005	123	1	3.68	8	24	2		--	--	--	--	--	--	--
1999-00	Spokane	WHL	21	1146	50	0	2.62	12	6	2		9	435	18	1	2.48	6	1
2000-01	NY Rangers	NHL	1	10	0	0	0	--	--	--		--	--	--	--	--	--	--
2000-01	Charlotte	ECHL	35	2100	112	1	3.2	18	10	7		2	143	5	0	2.1	1	1
2000-01	Hartford	AHL	4	156	12	0	4.61	1	1	0		--	--	--	--	--	--	--
2001-02	Charlotte	ECHL	13	744	29	0	2.34	9	3	1		4	212	12	0	3.4	2	2
2001-02	Hartford	AHL	20	1058	55	0	3.12	7	11	1		--	--	--	--	--	--	--
2002-03	Hartford	AHL	46	2452	105	2	2.57	18	17	6		2	117	6	0	3.08	0	2
2003-04	Hartford	AHL	59	3393	90	13	1.59	34	9	9		16	1043	30	3	1.73	11	5
2003-04	NY Rangers	NHL	4	198	16	0	4.85	1	2	0		--	--	--	--	--	--	--
2004-05	Hartford	AHL	53	2937	90	6	1.84	31	16	2		4	238	9	0	2.27	1	3
2005-06	Los Angeles	NHL	29	1433	69	1	2.89	11	9	2		--	--	--	--	--	--	--
2005-06	Manchester	AHL	3	185	10	0	3.25	1	1	1		--	--	--	--	--	--	--
2006-07	Manchester	AHL	62	3619	133	7	2.2	39	20	1		13	824	38	1	2.77	6	7
2007-08	Los Angeles	NHL	45	2421	121	1	3	17	23	2		--	--	--	--	--	--	--
2008-09	Los Angeles	NHL	19	995	47	2	2.83	5	8	4		--	--	--	--	--	--	--
2008-09	Vancouver	NHL	9	451	20	0	2.66	3	2	2		--	--	--	--	--	--	--
2009-10	Phoenix	NHL	17	928	33	0	2.13	8	5	1		--	--	--	--	--	--	--
2010-11	Phoenix	NHL	17	883	48	2	3.26	7	6	3		--	--	--	--	--	--	--
2011-12	Phoenix	NHL	19	1015	43	0	2.54	3	9	3		--	--	--	--	--	--	--
2012-13	Phoenix	NHL	15	726	32	0	2.64	4	6	2		--	--	--	--	--	--	--
2013-14	Edmonton	NHL	7	348	19	0	3.28	1	3	0		--	--	--	--	--	--	--
2013-14	Oklahoma City	AHL	2	124	4	0	1.93	0	1	1		--	--	--	--	--	--	--
2013-14	Rockford	AHL	32	1859	91	0	2.94	15	15	2		--	--	--	--	--	--	--
2014-15	Norfolk	AHL	34	1948	85	3	2.62	9	16	7		--	--	--	--	--	--	--
2014-15	Anaheim	NHL	5	207	9	0	2.61	2	0	1		--	--	--	--	--	--	--
NHL TOTALS			187	9615	457	6	2.85	62	73	20		--	--	--	--	--	--	--
AHL TOTALS			247	13800	495	28	2.15	131	75	20		35	2222	83	4	2.24	18	17

- (a) Drafted by NY Rangers in the third round (66th overall) of the 1998 NHL Entry Draft
- (b) Signed as a free agent by Los Angeles, August 2, 2005.
- (c) Traded to Vancouver by Los Angeles for Vancouver's 7th round choice in 2009 Entry Draft, December 30, 2008.
- (d) Signed as a free agent by Phoenix, July 1, 2009.
- (e) Signed as a free agent by Edmonton, July 5, 2013.
- (f) Traded to Chicago by Edmonton for future considerations, December 14, 2013.
- (g) Signed as a free agent by Anaheim, July 1, 2014.
- (h) Signed as a free agent by Philadelphia, July 2, 2015.

AARON 37 PALUSHAJ



RIGHT WING

BIRTHDATE: September 7, 1989 | **BIRTHPLACE:** Livonia, MI

SEASON: 4th NHL, 1st Flyers | **HEIGHT:** 5'11" | **WEIGHT:** 188 | **SHOOTS:** Right

ACQUIRED: Free Agent – Signed May 21, 2015

2014-15

Spent the year in the Kontinental Hockey League... started the season with Medvescak Zagreb, recording three goals and nine assists for 12 points and 26 PIM in 25 games...later moved to Avtomobilist Yekaterinburg, where he recorded four goals and five assists for nine points and 22 PIM in 28 games.

CAREER:


2013-14: Finished the year third with Charlotte (AHL) with (22g, 58p) in 86 games... **2012-13:** Split the season between Hamilton (AHL) and Colorado (NHL), establishing single-season NHL career highs in goals (2), assists (7) and points (9)... Had 10 points (7g, 3a) in 21 games for Hamilton before being acquired by Colorado on waivers on 2/5... Scored goals in each of Hamilton's first two games... Also had goals in consecutive AHL games vs. Toronto (11/16) and at Toronto (11/17)... Attended Montreal's training camp in January... Made his Avalanche debut vs. PHX (2/11)... Netted his first goal for Colorado at MIN (2/14)... Set single-game career highs in assists (2) and points (3) vs. NSH (2/18)... Recorded a career-high five hits at DET (3/5)... Had assists in consecutive games vs. CHI (3/8) and vs. SJ (3/10)... **2011-12:** Played a career-high 38 games on the NHL level with Montreal, totaling five points (1g, 4a)... Also registered 35 points (15g, 20a) with Hamilton, ranking third among Bulldogs skaters in goals and points despite only playing 35 AHL games... Was tied for first among Hamilton skaters and tied for ninth in the AHL with six game-winning goals... Earned his first NHL point with an assist vs. WPG (2/5)... Beat Al Montoya for his first NHL goal vs. NYI (3/17)... **2010-11:** Was tied for first among Hamilton skaters in assists (35) and ranked second in the team in goals (22) and points (57)... Also appeared in his first NHL season with Montreal, laying three games... Made his NHL debut vs. TB (3/17)... Was first among Hamilton skaters in assists (12) and second in points (19) in 19 Calder Cup playoff games as the Bulldogs advanced to the Western Conference final before falling to Houston in seven games... **2009-10:** Split his first full professional season between Peoria and Hamilton in the AHL, totaling 32 points (8g, 24a) in 62 games... Had 22 points (5g, 17a) in 44 games for Peoria prior to his trade to Montreal on 3/2... Was assigned to Hamilton by the Canadiens and earned 10 points (3g, 7a) in 18 regular-season games... Totaled 12 points (2g, 10a) in 19 Calder Cup playoff games as Hamilton advanced to the Western Conference Final before falling to Texas in seven games... **2008-09:** Led the CCHA and ranked third nationally in assists (37) during his sophomore season at Michigan... Ranked first in the CCHA and tied for fourth in the NCAA in scoring (50 points) in 39 games played... Was named to the CCHA First All-Star Team and the NCAA West First All-American Team... Made his professional debut at the conclusion of his college season, scoring two goals in four regular-season games for Peoria (AHL)... Played his first professional game at Quad City (4/4)... Scored his first professional goal/point at Rockford (4/10)... Had one assist in four Calder Cup playoff games as Peoria fell to Houston in the first round... **2007-08:** Ranked third among Michigan skaters with 44 points (10g, 34a) in 43 games during his freshman season... Led the Central Collegiate Hockey Association (CCHA) in assists (34)... Helped Michigan capture the CCHA championship and earn a berth in the Frozen Four before falling to Notre Dame... **2006-07:** Ranked second among Des Moines skaters and seventh in the USHL in scoring with 67 points (22g, 45a) in 56 regular season games... Participated in the 2007 USHL All-Star Game... Led the Buccaneers in playoff scoring with 11 points (6g, 5a) in eight games as Des Moines advanced to the Clark Cup semifinals... **2005-06:** Earned 33 points (10g, 23a) and was (+11) in 58 games with Des Moines of the United States Hockey League (USHL)... Added six points (2g, 4a) in 11 postseason contests as Des Moines captured the Clark Cup as USHL champions.

CAREER RECORD

CAREER RECORD

		REGULAR SEASON						PLAYOFFS				
YEAR	TEAM	LEAGUE	GP	G	A	PTS	PIM	GP	G	A	PTS	PIM
2005-06	Des Moines	USHL	58	10	23	33	53	11	2	4	6	15
2006-07	Des Moines	USHL	56	22	45	67	62	8	6	5	11	6
2007-08	Michigan	CCHA	43	10	34	44	22	--	--	--	--	--
2008-09	Michigan	CCHA	39	13	37	50	26	--	--	--	--	--
	Peoria	AHL	4	2	0	2	4	4	0	1	1	2
2009-10	Hamilton	AHL	18	3	7	10	8	19	2	10	12	28
	Peoria	AHL	44	5	17	22	22	--	--	--	--	--
2010-11	Montreal	NHL	3	0	0	0	2	--	--	--	--	--
	Hamilton	AHL	68	22	35	57	42	19	7	12	19	14
2011-12	Montreal	NHL	38	1	4	5	8	--	--	--	--	--
	Hamilton	AHL	35	15	20	35	35	--	--	--	--	--
2012-13	Colorado	NHL	25	2	7	9	8	--	--	--	--	--
	Hamilton	AHL	21	7	3	10	18	--	--	--	--	--
2013-14	Carolina	NHL	2	0	0	0	0	--	--	--	--	--
	Charlotte	AHL	68	22	36	58	80	--	--	--	--	--
2014-15	Zagreb Medvescak	KHL	25	3	9	12	26	--	--	--	--	--
	Yekaterinburg Avtomobilist	KHL	28	4	5	9	22	5	0	0	0	0
USHL TOTALS			114	32	68	100	115	19	8	9	17	21
CCHA TOTALS			82	23	71	94	48	--	--	--	--	--
AHL TOTALS			258	76	128	228	277	42	9	23	32	44
NHL TOTALS			68	3	11	14	18	--	--	--	--	--
KHL TOTALS			53	7	14	21	48	5	0	0	0	0

CHRIS 33 PORTER



LEFT WING

BIRTHDATE: May 29, 1984 | **BIRTHPLACE:** Toronto, Ontario
SEASON: 6th NHL, 1st Flyers | **HEIGHT:** 6'1" | **WEIGHT:** 210 | **SHOOTS:** Left
ACQUIRED: Free Agent- Signed August 8th, 2015

2014-15

Regular Season: Appeared in 24 games for STL... Recorded one goal and one assist for two points... Recorded the game-winning goal on Dec. 8 vs. FLA... Playoffs: Appeared in 3 games... Recorded one assist on April 22 at MIN.


CAREER:

2013-14: Regular Season: Split the season between STL (NHL) and the Chicago Wolves (AHL)... Appeared in 22 games for STL... Recorded one assist on Dec. 28 vs. CHI... Playoffs: Appeared in 6 games in his NHL postseason debut... Recorded one goal and two assists for three points... Posted a plus-2 rating... Appeared in 37 games for Chicago... Recorded 7 goals and 11 assists... Registered 37 PIM. **2012-13:** Regular Season: Split the season between STL (NHL) and the Peoria Rivermen (AHL)... Appeared in 29 games for STL... Recorded 2 goals and 6 assists, a career-high of 8 points... Posted a plus-5 rating... Recorded the game-winning goal on April 7 at DET and March 12 vs. SJS... Registered a multi-point game on April 4 at CHI (2A)... Ranked 5th among Blues' forwards in with 124 hits... Appeared in 12 games for Peoria... Recorded 10 points (7G,3A)... Posted 11 PIM. Playoffs: Appeared in 6 games for STL... Recorded one goal on May 10 at LAK. **2011-12:** Appeared in a career-high 47 games for STL... Recorded a career-high in goals (4), adding 3 assists for 7 points... Posted 11 PIM... Recorded the game-winning goal on Nov. 17 vs. FLA... Appeared in 2 games for the Peoria Rivermen... Recorded one assist and two PIM. **2010-11:** Appeared in 45 games for STL... Recorded 3 goals and 4 assists for 7 points... Recorded a career-high 16 PIM... Registered the game-winning goal on April 3 at CBJ... Recorded a multi-point game on March 20 at DET (2G,1A)... Appeared in 36 games for Peoria... Recorded 20 points (9G,11A)... Registered 63 PIM... Represented the United States at the 2011 World Championships, recording one assist in seven games. **2009-10:** Appeared in 80 games for the Peoria Rivermen of the AHL... Recorded 31 points (13G,18A)... Registered 53 PIM... **2008-09:** Appeared in 6 games for STL in his NHL debut... Recorded two points (1G,1A)... Appeared in 74 games for Peoria... Recorded 23 points (7G,16A). **2007-08:** Appeared in 80 games for Peoria... Recorded 37 points (12G,25A)... Registered 71 PIM... **College:** Played four seasons and the University of North Dakota... Named captain for the 2006-07 season and assistant captain for 2005-06.

CAREER RECORD

YEAR	TEAM	LEAGUE	REGULAR SEASON					PLAYOFFS				
			GP	G	A	PTS	PIM	GP	G	A	PTS	PIM
2002-03	Lincoln	USHL	59	13	22	35	74	10	4	3	7	10
2003-04	North Dakota	WCHA	41	10	15	25	46	--	--	--	--	--
2004-05	North Dakota	WCHA	43	12	3	15	36	--	--	--	--	--
2005-06	North Dakota	WCHA	46	7	16	23	40	--	--	--	--	--
2006-07	North Dakota	WCHA	43	13	17	30	38	--	--	--	--	--
2007-08	Peoria	AHL	80	12	25	37	72	--	--	--	--	--
2008-09	St. Louis	NHL	6	1	1	2	0	--	--	--	--	--
2008-09	Peoria	AHL	74	7	16	23	72	7	1	1	2	0
2009-10	Peoria	AHL	80	13	18	31	53	--	--	--	--	--
2010-11	Peoria	AHL	36	9	11	20	63	--	--	--	--	--
2010-11	St. Louis	NHL	45	3	4	7	16	--	--	--	--	--
2011-12	St. Louis	NHL	47	4	3	7	11	--	--	--	--	--
2011-12	Peoria	AHL	2	0	1	1	2	--	--	--	--	--
2012-13	Peoria	AHL	12	7	3	10	11	--	--	--	--	--
2012-13	St. Louis	NHL	29	2	6	8	0	6	1	0	1	0
2013-14	Chicago	AHL	38	7	11	18	37	--	--	--	--	--
2013-14	St. Louis	NHL	22	0	1	1	0	6	1	2	3	0
2014-15	St. Louis	NHL	24	1	1	2	6	3	0	1	1	0
USHL TOTALS			59	13	22	35	74	10	4	3	7	10
WCHA TOTALS			173	42	51	93	160	--	--	--	--	--
AHL TOTALS			322	55	85	140	310	7	1	1	2	0
NHL TOTALS			173	11	16	27	33	15	2	3	5	0

IN THE SYSTEM



BRANDON ALDERSON

RIGHT WING


BIRTHDATE: Jan 22, 1992 | **BIRTHPLACE:** Oakville, Ontario

HEIGHT: 6'4" | **WEIGHT:** 202 | **SHOOTS:** Right

ACQUIRED: Free agent - signed March 1, 2013

CAREER RECORD

YEAR	TEAM	LEAGUE	REGULAR SEASON					PLAYOFFS				
			GP	G	A	PTS	PIM	GP	G	A	PTS	PIM
2008-09	Oakville	OJHL	1	1	1	2	0	--	--	--	--	--
2009-10	Sarnia	OHL	67	13	11	24	30	--	--	--	--	--
2010-11	Sarnia	OHL	68	11	19	30	63	--	--	--	--	--
2011-12	Sault Ste. Marie	OHL	65	17	22	39	81	--	--	--	--	--
2012-13	Sault Ste. Marie	OHL	67	28	36	64	64	6	1	3	4	4
2012-13	PHANTOMS	AHL	9	0	2	2	2	--	--	--	--	--
2013-14	PHANTOMS	AHL	71	14	7	21	42	--	--	--	--	--
2014-15	PHANTOMS	AHL	35	3	4	7	57	--	--	--	--	--
	Reading	ECHL	35	7	8	15	40	5	1	0	1	14
OHL TOTALS			267	69	88	157	238	6	1	3	4	4
AHL TOTALS			115	17	13	30	101	--	--	--	--	--
ECHL TOTALS			35	7	8	15	40	5	1	0	1	14
PROFESSIONAL TOTALS			150	24	21	45	141	5	1	0	1	14



MARK ALT

DEFENSE

BIRTHDATE: Oct 18, 1991 | **BIRTHPLACE:** Kansas City, MO


HEIGHT: 6'4" | **WEIGHT:** 201 | **SHOOTS:** Right

ACQUIRED: Trade from CAR - January 13, 2013

CAREER RECORD

YEAR	TEAM	LEAGUE	REGULAR SEASON					PLAYOFFS				
			GP	G	A	PTS	PIM	GP	G	A	PTS	PIM
2010-11	Minnesota	WCHA	35	2	8	10	22	--	--	--	--	--
2011-12	Minnesota	WCHA	43	5	17	22	43	--	--	--	--	--
2012-13	Minnesota	WCHA	39	0	7	7	20	--	--	--	--	--
	PHANTOMS	AHL	6	1	1	2	2	--	--	--	--	--
2013-14	PHANTOMS	AHL	75	4	22	26	31	--	--	--	--	--
2014-15	PHANTOMS	AHL	44	2	8	10	18	--	--	--	--	--
	FLYERS	NHL	1	0	0	0	0	--	--	--	--	--
COLLEGE TOTALS			117	7	32	39	85	--	--	--	--	--
AHL TOTALS			125	7	31	38	51	--	--	--	--	--
NHL/FLYERS TOTALS			1	0	0	0	0	--	--	--	--	--
PROFESSIONAL TOTALS			126	7	31	38	51	--	--	--	--	--

IN THE SYSTEM



TERRANCE AMOROSA

DEFENSE


BIRTHDATE: November 13, 1994 | **BIRTHPLACE:** Kirkland, Quebec

HEIGHT: 6'1" | **WEIGHT:** 185 | **SHOOTS:** Left

ACQUIRED: Draft - 5th round (132nd overall) in 2013

CAREER RECORD

YEAR	TEAM	LEAGUE	REGULAR SEASON					PLAYOFFS				
			GP	G	A	PTS	PIM	GP	G	A	PTS	PIM
2012-13	Holderness HS	HS - New Hampshire	27	9	13	22	0	--	--	--	--	--
2013-14	Sioux City	USHL	50	2	12	14	10	6	0	0	0	2
2014-15	Clarkson	ECAC	18	1	4	5	10	--	--	--	--	--
USHL TOTALS			50	2	12	14	10	6	0	0	0	2
COLLEGE TOTALS			18	1	4	5	10	--	--	--	--	--



NICOLAS AUBE-KUBEL

RIGHT WING

BIRTHDATE: May 10, 1996 | **BIRTHPLACE:** Slave Lake, Alberta

HEIGHT: 5'11" | **WEIGHT:** 200 | **SHOOTS:** Right

ACQUIRED: Draft - 2nd round (48th overall) in 2014

CAREER RECORD

YEAR	TEAM	LEAGUE	REGULAR SEASON					PLAYOFFS				
			GP	G	A	PTS	PIM	GP	G	A	PTS	PIM
2012-13	Val d'Or	QMJHL	64	10	17	27	26	10	1	0	1	8
2013-14	Val d'Or	QMJHL	65	22	31	53	61	24	4	9	13	20
2014-15	Val d'Or	QMJHL	61	38	42	80	81	17	5	10	15	22
QMJHL TOTALS			190	70	90	160	168	51	10	19	29	50

IN THE SYSTEM




COLE BARDREAU

CENTER

BIRTHDATE: July 22, 1993 | **BIRTHPLACE:** Fairport, NY
HEIGHT: 5'10" | **WEIGHT:** 193 | **SHOOTS:** Right
ACQUIRED: Free agent - signed March 12, 2015

CAREER RECORD

YEAR	TEAM	LEAGUE	REGULAR SEASON					PLAYOFFS				
			GP	G	A	PTS	PIM	GP	G	A	PTS	PIM
2009-10	USNTTP U-18	USHL	1	0	1	1	2	--	--	--	--	--
	USNTTP U-17	USHL	34	4	7	11	23	--	--	--	--	--
2010-11	USNTTP	USHL	24	4	7	11	23	--	--	--	--	--
2011-12	Cornell	ECAC	34	4	4	8	18	--	--	--	--	--
2012-13	Cornell	ECAC	13	2	5	7	12	--	--	--	--	--
2013-14	Cornell	ECAC	26	7	9	16	14	--	--	--	--	--
2014-15	Cornell	ECAC	30	5	17	22	38	--	--	--	--	--
	PHANTOMS	AHL	15	1	1	2	2	--	--	--	--	--
USNTTP TOTALS			59	8	15	23	48	0	0	0	0	0
NCAA TOTALS			103	18	35	53	82	0	0	0	0	0
AHL TOTALS			15	1	1	2	2	--	--	--	--	--



NICK COUSINS


CENTER

BIRTHDATE: July 20, 1993 | **BIRTHPLACE:** Bellville, Ontario
HEIGHT: 5'11" | **WEIGHT:** 188 | **SHOOTS:** Left
ACQUIRED: Draft - 3rd round (68th overall) in 2011

CAREER RECORD

YEAR	TEAM	LEAGUE	REGULAR SEASON					PLAYOFFS				
			GP	G	A	PTS	PIM	GP	G	A	PTS	PIM
2008-09	Trenton	OJHL	5	0	1	1	2	--	--	--	--	--
2009-10	Sault Ste. Marie	OHL	67	11	21	32	34	5	0	1	1	2
2010-11	Sault Ste. Marie	OHL	68	29	39	68	56	--	--	--	--	--
2011-12	Sault Ste. Marie	OHL	65	35	53	88	88	--	--	--	--	--
	PHANTOMS	AHL	1	0	0	0	0	--	--	--	--	--
2012-13	Sault Ste. Marie	OHL	64	27	76	103	83	6	3	3	6	12
	PHANTOMS	AHL	7	0	1	1	2	--	--	--	--	--
2013-14	PHANTOMS	AHL	74	11	18	29	47	--	--	--	--	--
2014-15	PHANTOMS	AHL	64	22	34	56	73	--	--	--	--	--
	FLYERS	NHL	11	0	0	0	2	--	--	--	--	--
JUNIOR TOTALS			269	102	190	292	263	11	3	4	7	14
AHL TOTALS			146	33	53	86	122	--	--	--	--	--
NHL/FLYERS TOTALS			11	0	0	0	2	--	--	--	--	--
PROFESSIONAL TOTALS			157	33	53	86	124	--	--	--	--	--

IN THE SYSTEM



SAMUEL DOVE-MCFALLS

LEFT WING


BIRTHDATE: April 10, 1997 | **BIRTHPLACE:** Montreal, Quebec

HEIGHT: 6'2" | **WEIGHT:** 197 | **SHOOTS:** Left

ACQUIRED: Draft - 4th round (98th overall) in 2015

CAREER RECORD

YEAR	TEAM	LEAGUE	REGULAR SEASON					PLAYOFFS				
			GP	G	A	PTS	PIM	GP	G	A	PTS	PIM
2011-12	Eisbären Berlin U16	Schüler-BL	24	22	22	44	8	4	3	4	7	0
2012-13	Lac St-Louis	QMEAA	28	15	26	41	26	--	--	--	--	--
2013-14	Saint John	QMJHL	52	6	4	10	52	--	--	--	--	--
2014-15	Saint John	QMJHL	66	14	20	34	73	5	1	0	1	4
QMJHL TOTALS			118	20	24	44	125	5	1	0	1	4



DAVID DRAKE

DEFENSE

BIRTHDATE: January 7, 1995 | **BIRTHPLACE:** Naperville, IL


HEIGHT: 6'3" | **WEIGHT:** 185 | **SHOOTS:** Left

ACQUIRED: Draft - 7th round (192nd overall) in 2013

CAREER RECORD

YEAR	TEAM	LEAGUE	REGULAR SEASON					PLAYOFFS				
			GP	G	A	PTS	PIM	GP	G	A	PTS	PIM
2012-13	Des Moines	USHL	12	1	0	1	6	--	--	--	--	--
2013-14	Des Moines	USHL	51	0	5	5	26	--	--	--	--	--
2014-15	Connecticut	H-EAST	32	1	4	5	14	--	--	--	--	--
USHL TOTALS			63	1	5	6	32	--	--	--	--	--
COLLEGE TOTALS			32	1	4	5	14	--	--	--	--	--

IN THE SYSTEM



RADEL FAZLEEV

CENTER

BIRTHDATE: January 7, 1996 | **BIRTHPLACE:** Kazan, Russia

HEIGHT: 6'0" | **WEIGHT:** 194 | **SHOOTS:** Left

ACQUIRED: Draft - 6th round (168th overall) in 2014

CAREER RECORD

YEAR	TEAM	LEAGUE	REGULAR SEASON					PLAYOFFS				
			GP	G	A	PTS	PIM	GP	G	A	PTS	PIM
2013-14	Calgary	WHL	38	5	20	25	12	6	3	4	7	0
2014-15	Calgary	WHL	71	18	33	51	36	17	4	10	14	6
WHL TOTALS			109	23	53	76	48	23	7	14	21	6



IVAN FEDOTOV

GOALIE

BIRTHDATE: Nov 28, 1996 | **BIRTHPLACE:** St. Petersburg, Russia

HEIGHT: 6'6" | **WEIGHT:** 192 | **CATCHES:** Left

ACQUIRED: Draft - 7th round (188th overall) in 2015

CAREER RECORD

YEAR	TEAM	LEAGUE	REGULAR SEASON										PLAYOFFS									
			GP	MINS	GA	SO	AVG	W	L	T			GP	MINS	GA	SO	AVG	W	L	T		
2013-14	Reaktor Nizhnekamsk	MHL	24	1273	70	0	3.30	7	11	1			--	--	--	--	--	--	--	--		
2014-15	Neftekhimik Nizhnekamsk	KHL	1	20	2	0	6.00	0	0	0			--	--	--	--	--	--	--	--		
	Reaktor Nizhnekamsk	MHL	41	2305	75	6	1.95	21	10	7			10	578	29	0	3.01	6	4	0		
MHL TOTALS			65	3578	145	6	2.43	28	21	8			10	578	29	0	3.01	6	4	0		

IN THE SYSTEM



MARK

FRIEDMAN

DEFENSE

BIRTHDATE: Dec 25, 1995 | **BIRTHPLACE:** Toronto, Ontario

HEIGHT: 5'11" | **WEIGHT:** 185 | **SHOOTS:** Right

ACQUIRED: Draft - 3rd round (86th overall) in 2014

CAREER RECORD

YEAR	TEAM	LEAGUE	REGULAR SEASON					PLAYOFFS				
			GP	G	A	PTS	PIM	GP	G	A	PTS	PIM
2010-11	North York	OJHL	2	0	0	0	0	--	--	--	--	--
2011-12	North York	OJHL	48	9	18	27	44	4	1	3	4	0
2012-13	Waterloo	USHL	64	8	27	35	44	5	2	3	5	2
2013-14	Waterloo	USHL	51	10	30	40	30	12	0	7	7	4
2014-15	Bowling Green	WCHA	39	2	17	19	75	--	--	--	--	--
OJHL TOTALS			50	9	18	27	44	4	1	3	4	0
USHL TOTALS			115	18	57	75	74	17	2	10	12	6
COLLEGE TOTALS			39	2	17	19	75	--	--	--	--	--



SHAYNE

GOSTISBEHERE

DEFENSE

BIRTHDATE: April 20, 1993 | **BIRTHPLACE:** Pembroke Pines, FL

HEIGHT: 5'11" | **WEIGHT:** 186 | **SHOOTS:** Left

ACQUIRED: Draft - 3rd round (78th overall) in 2012

CAREER RECORD

YEAR	TEAM	LEAGUE	REGULAR SEASON					PLAYOFFS				
			GP	G	A	PTS	PIM	GP	G	A	PTS	PIM
2011-12	Union	ECAC	41	5	17	22	20	--	--	--	--	--
2012-13	Union	ECAC	36	8	18	26	39	--	--	--	--	--
2013-14	Union	ECAC	42	9	25	34	26	--	--	--	--	--
2014-15	PHANTOMS	AHL	2	0	0	0	0	--	--	--	--	--
	PHANTOMS	AHL	5	0	5	5	0	--	--	--	--	--
	FLYERS	NHL	2	0	0	0	0	--	--	--	--	--
COLLEGE TOTALS			119	22	60	82	85	--	--	--	--	--
AHL TOTALS			7	0	5	5	0	--	--	--	--	--
NHL/FLYERS TOTALS			2	0	0	0	0	--	--	--	--	--
PROFESSIONAL TOTALS			9	0	5	5	0	--	--	--	--	--

IN THE SYSTEM



TYRELL GOULBOURNE

LEFT WING

BIRTHDATE: January 26, 1994 | **BIRTHPLACE:** Edmonton, Alberta

HEIGHT: 6'0" | **WEIGHT:** 200 | **SHOOTS:** Left

ACQUIRED: Draft - 3rd round (72nd overall) in 2013

CAREER RECORD

YEAR	TEAM	LEAGUE	REGULAR SEASON					PLAYOFFS				
			GP	G	A	PTS	PIM	GP	G	A	PTS	PIM
2009-10	Kelowna	WHL	5	0	1	1	0	--	--	--	--	--
2010-11	Kelowna	WHL	13	1	0	1	27	6	0	0	0	6
2011-12	Kelowna	WHL	63	6	8	14	109	4	0	0	0	2
2012-13	Kelowna	WHL	64	14	13	27	135	11	1	2	3	15
2013-14	Kelowna	WHL	68	17	20	37	114	14	2	3	5	23
2014-15	Kelowna	WHL	62	22	23	45	76	12	1	1	2	23
WHL TOTALS			275	60	65	125	461	47	4	6	10	69



ROBERT HAGG

DEFENSE

BIRTHDATE: February 8, 1995 | **BIRTHPLACE:** Uppsala, Sweden

HEIGHT: 6'2" | **WEIGHT:** 201 | **SHOOTS:** Left

ACQUIRED: Draft - 2nd round (41st overall) in 2013

CAREER RECORD

YEAR	TEAM	LEAGUE	REGULAR SEASON					PLAYOFFS				
			GP	G	A	PTS	PIM	GP	G	A	PTS	PIM
2012-13	Modo Hockey Örnsköldsvik	SweHL	27	0	1	1	2	1	0	0	0	0
2013-14	Modo Hockey Örnsköldsvik	SweHL	50	1	5	6	47	--	--	--	--	--
	PHANTOMS	AHL	10	1	3	4	10	--	--	--	--	--
2014-15	PHANTOMS	AHL	69	3	17	20	42	--	--	--	--	--
SweHL TOTALS			77	1	6	7	49	1	0	0	0	0
AHL TOTALS			79	4	20	24	52	--	--	--	--	--

IN THE SYSTEM



DAVID KASE

CENTER

BIRTHDATE: Jan 28, 1997 | **BIRTHPLACE:** Kadan, Czech Republic
HEIGHT: 5'11" | **WEIGHT:** 164 | **SHOOTS:** Left
ACQUIRED: Draft - 5th Round (128th overall) in 2015

CAREER RECORD

YEAR	TEAM	LEAGUE	REGULAR SEASON					PLAYOFFS				
			GP	G	A	PTS	PIM	GP	G	A	PTS	PIM
2010-11	SK Kadan U16	Czech U16 2	11	15	15	30	4	--	--	--	--	--
	KLH Chomutov U16	Czech U16	21	10	6	16	2	--	--	--	--	--
2011-12	KLH Chomutov U16	Czech U16	29	27	38	65	10	--	--	--	--	--
	KLH Chomutov U18	Czech U18	13	3	2	5	2	1	0	0	0	0
2012-13	KLH Chomutov U16	Czech U16	6	4	6	10	10	1	0	0	0	0
	KLH Chomutov U18	Czech U18	25	5	21	26	8	--	--	--	--	--
	KLH Chomutov U20	Czech U20	4	0	1	1	0	--	--	--	--	--
	Czech Republic U16 (all)	Int.-Jr	10	2	6	8	4	--	--	--	--	--
2013-14	KLH Chomutov U18	Czech U18	14	9	22	31	4	3	1	2	3	0
	KLH Chomutov U20	Czech U20	35	11	19	30	10	11	2	1	3	8
	Czech Republic U17 "A"	WHC-17	5	4	2	6	0	--	--	--	--	--
	Czech Republic U17 (all)	Int.-Jr	18	11	7	18	4	--	--	--	--	--
	Czech Republic U18	WJC-18	7	3	2	5	0	--	--	--	--	--
	Czech Republic U18 (all)	Int.-Jr	11	4	3	7	2	--	--	--	--	--
	KLH Chomutov U20	Czech U20	8	7	8	15	2	9	5	7	12	12
2014-15	KLH Chomutov	Czech2	30	7	7	14	10	1	0	0	0	0
	Czech Republic U18 "C"	WJC-18	4	2	3	5	2	--	--	--	--	--
	Czech Republic U18 (all) "C"	Int.-Jr	5	1	2	3	4	--	--	--	--	--
	Czech Republic U20	WJC-20	4	0	1	1	0	--	--	--	--	--
	Czech Republic U20 (all)	Int.-Jr	7	1	1	2	2	--	--	--	--	--
	CZECH TOTALS		196	98	145	243	62	26	8	10	18	20
	INTERNATIONAL JR TOTALS		51	19	19	38	16	--	--	--	--	--
WHC/WJC TOTALS			20	9	8	17	2	--	--	--	--	--



TRAVIS KONECNY


CENTER

BIRTHDATE: March 11, 1997 | **BIRTHPLACE:** London, Ontario
HEIGHT: 5'10" | **WEIGHT:** 177 | **SHOOTS:** Right
ACQUIRED: Draft - 1st Round (24th overall) in 2015

CAREER RECORD

YEAR	TEAM	LEAGUE	REGULAR SEASON					PLAYOFFS				
			GP	G	A	PTS	PIM	GP	G	A	PTS	PIM
2013-14	Ottawa	OHL	63	26	44	70	18	--	--	--	--	--
2014-15	Ottawa	OHL	60	29	39	68	34	5	3	7	10	6
OHL TOTALS			123	55	83	138	52	5	3	7	10	6

IN THE SYSTEM



MAXIME LAMARCHE

DEFENSE

BIRTHDATE: July 11, 1992 | **BIRTHPLACE:** Laval, Quebec

HEIGHT: 6'3" | **WEIGHT:** 218 | **SHOOTS:** Right

ACQUIRED: Free Agent - signed May 31, 2013

CAREER RECORD

YEAR	TEAM	LEAGUE	REGULAR SEASON					PLAYOFFS				
			GP	G	A	PTS	PIM	GP	G	A	PTS	PIM
2009-10	Victoriaville	QJHL	33	3	10	13	21	--	--	--	--	--
	Baie-Comeau	QJHL	29	3	1	4	20	--	--	--	--	--
2010-11	Baie-Comeau	QJHL	67	4	24	28	98	--	--	--	--	--
2011-12	Baie-Comeau	QJHL	68	4	21	25	67	8	0	4	4	12
2012-13	Baie-Comeau	QJHL	55	9	34	43	63	19	3	8	11	28
2013-14	Elmira	ECHL	50	3	5	8	38	--	--	--	--	--
	PHANTOMS	AHL	12	0	1	1	7	--	--	--	--	--
2014-15	PHANTOMS	AHL	7	0	1	1	4	--	--	--	--	--
	Reading	ECHL	60	9	23	32	56	7	1	2	3	16
QJHL TOTALS			252	23	90	113	269	27	3	12	15	40
ECHL TOTALS			110	12	28	40	94	7	1	2	3	16
AHL TOTALS			19	0	2	2	11	--	--	--	--	--
PROFESSIONAL TOTALS			129	12	30	42	105	7	1	2	3	16



SCOTT LAUGHTON

CENTER

BIRTHDATE: May 30, 1994 | **BIRTHPLACE:** Oakville, Ontario


HEIGHT: 6'1" | **WEIGHT:** 190 | **SHOOTS:** Left

ACQUIRED: Draft - 1st round (20th overall) in 2012

CAREER RECORD

YEAR	TEAM	LEAGUE	REGULAR SEASON					PLAYOFFS				
			GP	G	A	PTS	PIM	GP	G	A	PTS	PIM
2009-10	St. Michael's	QJHL	2	0	0	0	4	--	--	--	--	--
2010-11	Oshawa	OHL	63	12	11	23	58	10	1	1	2	11
2011-12	Oshawa	OHL	64	21	32	53	101	6	2	3	5	17
2012-13	Oshawa	OHL	49	23	33	56	72	7	7	6	13	11
	FLYERS	NHL	5	0	0	0	0	--	--	--	--	--
	PHANTOMS	AHL	6	1	2	3	0	--	--	--	--	--
2013-14	Oshawa	OHL	54	40	47	87	72	9	4	7	11	17
2014-15	PHANTOMS	AHL	39	14	13	27	31	--	--	--	--	--
	FLYERS	NHL	31	2	4	6	17	--	--	--	--	--
JUNIOR TOTALS			232	96	123	219	307	32	14	17	31	56
AHL TOTALS			45	15	15	30	31	--	--	--	--	--
NHL/FLYERS TOTALS			36	2	4	6	17	--	--	--	--	--
PROFESSIONAL TOTALS			81	17	19	36	48	--	--	--	--	--

IN THE SYSTEM



TAYLOR LEIER

LEFT WING

BIRTHDATE: February 15, 1994 | **BIRTHPLACE:** Saskatoon, Saskatchewan

HEIGHT: 5'11" | **WEIGHT:** 177 | **SHOOTS:** Left

ACQUIRED: Draft - 4th round (117th overall) in 2012

CAREER RECORD

YEAR	TEAM	LEAGUE	REGULAR SEASON					PLAYOFFS				
			GP	G	A	PTS	PIM	GP	G	A	PTS	PIM
2011-12	Portland	WHL	72	13	24	37	36	22	5	2	7	12
2012-13	Portland	WHL	64	27	35	62	63	21	9	7	16	12
2013-14	Portland	WHL	62	37	42	79	42	21	6	20	26	10
2014-15	PHANTOMS	AHL	73	13	18	31	18	--	--	--	--	--
WHL TOTALS			198	77	101	178	141	64	20	29	49	34
AHL TOTALS			73	13	18	31	18	--	--	--	--	--



OSKAR LINDBLOM

FORWARD

BIRTHDATE: August 15, 1996 | **BIRTHPLACE:** Gavle, Sweden

HEIGHT: 6'1" | **WEIGHT:** 192 | **SHOOTS:** Left

ACQUIRED: Draft - 5th round (138th overall) in 2014

CAREER RECORD

YEAR	TEAM	LEAGUE	REGULAR SEASON					PLAYOFFS				
			GP	G	A	PTS	PIM	GP	G	A	PTS	PIM
2013-14	Brynäs IF Gavle	SweHL	4	0	0	0	0	--	--	--	--	--
2014-15	Brynäs IF Gavle	SweHL	37	8	7	15	16	4	0	0	0	0
SWEHL TOTALS			41	8	7	15	16	4	0	0	0	0

IN THE SYSTEM



NICK LUUKKO

DEFENSE


BIRTHDATE: November 29, 1991 | **BIRTHPLACE:** West Chester, PA

HEIGHT: 6'2" | **WEIGHT:** 180 | **SHOOTS:** Right

ACQUIRED: Draft - 6th round (179th overall) in 2010

CAREER RECORD

YEAR	TEAM	LEAGUE	REGULAR SEASON					PLAYOFFS				
			GP	G	A	PTS	PIM	GP	G	A	PTS	PIM
2010-11	Dubuque	USHL	45	7	10	17	20	11	1	4	5	2
2011-12	Vermont	H-East	17	0	3	3	4	--	--	--	--	--
2012-13	Vermont	H-East	36	3	7	10	26	--	--	--	--	--
2013-14	Vermont	H-East	37	3	5	8	28	--	--	--	--	--
2014-15	PHANTOMS	AHL	6	0	0	0	0	--	--	--	--	--
	Vermont	H-East	21	2	12	14	14	--	--	--	--	--
USHL TOTALS			45	7	10	17	20	11	1	4	5	2
COLLEGE TOTALS			111	8	27	35	72	--	--	--	--	--
AHL TOTALS			6	0	0	0	0	--	--	--	--	--



MERRICK MADSEN

GOALIE

BIRTHDATE: August 22, 1995 | **BIRTHPLACE:** Preston, ID


HEIGHT: 6'4" | **WEIGHT:** 177 | **CATCHES:** Left

ACQUIRED: Draft - 6th round (162nd overall) in 2013

CAREER RECORD

		REGULAR SEASON										PLAYOFFS							
SEASON	TEAM	LEAGUE	GP	MINS	GA	SO	AVG	W	L	T	GP	MINS	GA	SO	AVG	W	L	T	
2013-14	Minot	NAHL	27	1571	72	1	2.75	10	16	0	3	171	7	0	2.45	1	2	0	
2014-15	Harvard	ECAC	1	43	2	0	2.77	--	--	--	--	--	--	--	--	--	--	--	
NAHL TOTALS			27	1571	72	1	2.75	10	16	0	3	171	7	0	2.45	1	2	0	
COLLEGE TOTALS			1	43	2	0	2.77	--	--	--	--	--	--	--	--	--	--	--	

IN THE SYSTEM



COOPER MARODY

RIGHT WING


BIRTHDATE: Dec 20, 1996 | **BIRTHPLACE:** Brighton, MI

HEIGHT: 6'0" | **WEIGHT:** 177 | **SHOOTS:** Right

ACQUIRED: Draft - 6th round (58th overall) in 2015

CAREER RECORD

YEAR	TEAM	LEAGUE	REGULAR SEASON					PLAYOFFS				
			GP	G	A	PTS	PIM	GP	G	A	PTS	PIM
2009-10	Bantam Minor AAA	T1EMBHL	31	3	7	10	10	--	--	--	--	--
2011-12	St. Mary's Prep	USHS	7	2	3	4	2	--	--	--	--	--
2012-13	St. Mary's Prep	USHS	26	19	23	42	20	--	--	--	--	--
2013-14	Muskegon	USHL	58	9	21	30	36	--	--	--	--	--
2014-15	Muskegon	USHL	14	2	7	9	4	--	--	--	--	--
	Sioux Falls	USHL	38	20	29	49	28	12	1	11	12	10
	T1EMBHL TOTALS		31	3	7	10	10	--	--	--	--	--
	USHL TOTALS		110	31	57	88	68	12	1	11	12	10
	USHS TOTALS		33	20	26	46	22	--	--	--	--	--



DANICK MARTEL

LEFT WING

BIRTHDATE: Dec 12, 1994 | **BIRTHPLACE:** Drummondville, Quebec


HEIGHT: 5'8" | **WEIGHT:** 166 | **SHOOTS:** Left

ACQUIRED: Free agent - signed March 10, 2015

CAREER RECORD

YEAR	TEAM	LEAGUE	REGULAR SEASON					PLAYOFFS				
			GP	G	A	PTS	PIM	GP	G	A	PTS	PIM
2011-12	Blainville-Boisbriand	QMJHL	1	0	0	0	0	--	--	--	--	--
2012-13	Blainville-Boisbriand	QMJHL	68	19	22	41	50	15	3	4	7	16
2013-14	Blainville-Boisbriand	QMJHL	63	32	28	60	42	11	8	1	9	8
2014-15	Blainville-Boisbriand	QMJHL	64	48	54	102	85	6	4	3	7	8
	PHANTOMS	AHL	5	1	2	3	4	--	--	--	--	--
	QMJHL TOTALS		196	99	104	203	177	32	15	8	23	32

IN THE SYSTEM



CHRISTIAN MARTI

DEFENSE


BIRTHDATE: Mar 29, 1993 | **BIRTHPLACE:** Bulach, Switzerland

HEIGHT: 6'3" | **WEIGHT:** 214 | **SHOOTS:** Left

ACQUIRED: Free agent - signed May 1, 2015

CAREER RECORD

YEAR	TEAM	LEAGUE	REGULAR SEASON					PLAYOFFS				
			GP	G	A	PTS	PIM	GP	G	A	PTS	PIM
2011-12	Kloten	Swiss-A	41	0	2	2	6	--	--	--	--	--
2012-13	Blainville-Boisbriand	QMJHL	46	5	9	14	35	15	1	3	4	6
2013-14	Geneve	Swiss-A	50	4	8	12	24	--	--	--	--	--
2014-15	Geneve	Swiss-A	32	1	7	8	20	--	--	--	--	--
SWISS-A TOTALS			169	10	26	36	85	--	--	--	--	--



DEREK MATHERS

RIGHT WING

BIRTHDATE: August 4, 1992 | **BIRTHPLACE:** Stratroy, Ontario


HEIGHT: 6'3" | **WEIGHT:** 226 | **SHOOTS:** Right

ACQUIRED: Draft - 7th round (206th overall) in 2011

CAREER RECORD

YEAR	TEAM	LEAGUE	REGULAR SEASON					PLAYOFFS				
			GP	G	A	PTS	PIM	GP	G	A	PTS	PIM
2010-11	Peterborough	OHL	55	1	4	5	171	--	--	--	--	--
2011-12	Peterborough	OHL	65	9	8	17	177	--	--	--	--	--
	PHANTOMS	AHL	9	0	0	0	0	--	--	--	--	--
2012-13	Peterborough	OHL	64	10	19	29	125	--	--	--	--	--
	PHANTOMS	AHL	12	1	0	1	24	--	--	--	--	--
2013-14	PHANTOMS	AHL	34	2	0	2	105	--	--	--	--	--
2014-15	Reading	ECHL	3	0	1	1	14	--	--	--	--	--
	PHANTOMS	AHL	40	0	2	2	147	--	--	--	--	--
OHL TOTALS			184	20	31	51	473	--	--	--	--	--
ECHL TOTALS			3	0	1	1	14	--	--	--	--	--
AHL TOTALS			95	3	2	5	276	--	--	--	--	--
PROFESSIONAL TOTALS			98	3	3	6	290	--	--	--	--	--

IN THE SYSTEM




SAMUEL MORIN

DEFENSE

BIRTHDATE: July 12, 1995 | **BIRTHPLACE:** Lac-Beauport, Quebec
HEIGHT: 6'7" | **WEIGHT:** 227 | **SHOOTS:** Left
ACQUIRED: Draft - 1st round (11th overall) in 2013

CAREER RECORD

YEAR	TEAM	LEAGUE	REGULAR SEASON					PLAYOFFS				
			GP	G	A	PTS	PIM	GP	G	A	PTS	PIM
2011-12	Rimouski	QMJHL	62	0	8	8	57	10	0	1	1	8
2012-13	Rimouski	QMJHL	46	4	12	16	117	6	1	6	7	16
2013-14	Rimouski	QMJHL	54	7	24	31	121	11	4	4	8	30
2014-15	Rimouski	QMJHL	38	5	27	32	68	19	1	10	11	28
QMJHL TOTALS			200	16	71	87	363	46	6	21	27	82



MICHAEL PARKS

RIGHT WING

BIRTHDATE: February 15, 1992 | **BIRTHPLACE:** St. Louis, MO
HEIGHT: 5'11" | **WEIGHT:** 188 | **SHOOTS:** Right
ACQUIRED: Draft - 5th round (149th overall) in 2010

CAREER RECORD

YEAR	TEAM	LEAGUE	REGULAR SEASON					PLAYOFFS				
			GP	G	A	PTS	PIM	GP	G	A	PTS	PIM
2009-10	Cedar Rapids	USHL	51	11	11	22	57	5	0	1	1	0
2010-11	Cedar Rapids	USHL	56	25	16	41	42	8	3	1	4	6
2011-12	North Dakota	WCHA	42	12	10	22	38	--	--	--	--	--
2012-13	North Dakota	WCHA	25	7	1	8	31	--	--	--	--	--
2013-14	North Dakota	NCHC	42	12	18	30	28	--	--	--	--	--
2014-15	North Dakota	NCHC	42	12	20	32	44	--	--	--	--	--
USHL TOTALS			107	36	27	63	99	13	3	2	5	6
COLLEGE TOTALS			151	43	49	92	141	--	--	--	--	--

IN THE SYSTEM



JESPER

PETTERSSON

DEFENSE


BIRTHDATE: July 16, 1994 | **BIRTHPLACE:** Stockholm, Sweden

HEIGHT: 5'8" | **WEIGHT:** 192 | **SHOOTS:** Right

ACQUIRED: Draft - 7th round (198th overall) in 2014

CAREER RECORD

YEAR	TEAM	LEAGUE	REGULAR SEASON					PLAYOFFS				
			GP	G	A	PTS	PIM	GP	G	A	PTS	PIM
2012-13	Linköpings HC	SEL	14	1	2	3	6	--	--	--	--	--
2013-14	Linköpings HC	SweHL	48	0	1	1	30	3	0	0	0	0
2014-15	PHANTOMS	AHL	51	2	5	7	35	--	--	--	--	--
JUNIOR TOTALS			62	1	3	4	36	3	0	0	0	0
AHL TOTALS			51	2	5	7	35	--	--	--	--	--



IVAN

PROVOROV

DEFENSE

BIRTHDATE: Jan 13, 1997 | **BIRTHPLACE:** Yaroslavl, Russia


HEIGHT: 6'0" | **WEIGHT:** 200 | **SHOOTS:** Left

ACQUIRED: Draft - 1st round (7th overall) in 2015

CAREER RECORD

YEAR	TEAM	LEAGUE	REGULAR SEASON					PLAYOFFS				
			GP	G	A	PTS	PIM	GP	G	A	PTS	PIM
2011-12	Wilkes-Barre/Scranton	AYBHL	27	28	33	61	39	--	--	--	--	--
2012-13	Wilkes-Barre/Scranton	AYBHL	24	14	22	36	47	--	--	--	--	--
2013-14	Cedar Rapids	USHL	56	6	13	19	32	--	--	--	--	--
2014-15	Brandon	WHL	60	15	46	61	42	19	2	11	13	10

IN THE SYSTEM




FELIX SANDSTROM

GOALIE

BIRTHDATE: Jan 12, 1997 | **BIRTHPLACE:** Gavle, Sweden
HEIGHT: 6'2" | **WEIGHT:** 196 | **CATCHES:** Left
ACQUIRED: Draft - 3rd round (70th overall) in 2015

CAREER RECORD

			REGULAR SEASON							PLAYOFFS								
SEASON	TEAM	LEAGUE	GP	MINS	GA	SO	AVG	W	L	T	GP	MINS	GA	SO	AVG	W	L	T
2011-12	Brynäs IF	Swe-U18	1	60	1	0	1	1	0	0	--	--	--	--	--	--	--	--
2012-13	Brynäs IF	Swe-U18	28	1,706	49	9	1.72	23	5	0	1	59	4	0	4.10	0	1	0
2013-14	Brynäs IF	Swe-U18	26	1,568	52	3	1.99	19	7	0	5	310	10	1	1.94	3	2	0
	Brynäs IF	SuperElit	6	323	18	0	3.34	2	4	0	--	--	--	--	--	--	--	--
2014-15	Brynäs IF	Swe-U18	4	238	10	1	2.52	3	1	0	4	244	8	0	1.96	4	0	0
	Brynäs IF	SuperElit	14	822	36	0	2.63	10	4	0	1	70	3	0	2.57	0	1	0
	Brynäs IF	SHL	2	55	1	0	1.09	1	0	0	1	20	1	0	3.00	0	0	0



TRAVIS SANHEIM

DEFENSE

BIRTHDATE: March 29, 1996 | **BIRTHPLACE:** Elkhorn, Manitoba
HEIGHT: 6'3" | **WEIGHT:** 198 | **SHOOTS:** Left
ACQUIRED: Draft - 1st round (17th overall) in 2014

CAREER RECORD

YEAR	TEAM	LEAGUE	REGULAR SEASON						PLAYOFFS					
			GP	G	A	PTS	PIM		GP	G	A	PTS	PIM	
2012-13	Winkler	MJHL	--	--	--	--	--		4	0	0	0	2	
2013-14	Calgary	WHL	67	5	24	29	14		6	1	1	2	6	
2014-15	Calgary	WHL	67	15	50	65	52		17	5	13	18	10	
	MJHL TOTALS		--	--	--	--	--		4	0	0	0	2	
	WHL TOTALS		134	20	74	94	66		23	6	14	20	16	

IN THE SYSTEM



ANTHONY STOLARZ

GOALIE


BIRTHDATE: January 20, 1994 | **BIRTHPLACE:** Edison, NJ

HEIGHT: 6'6" | **WEIGHT:** 232 | **CATCHES:** Left

ACQUIRED: Draft - 2nd round (45th overall) in 2012

CAREER RECORD

SEASON	TEAM	LEAGUE	REGULAR SEASON										PLAYOFFS									
			GP	MINS	GA	SO	AVG	W	L	T	GP	MINS	GA	SO	AVG	W	L	T	GP	MINS	GA	SO
2011-12	Corpus Christi	NAHL	50	2939	139	3	2.84	23	22	4	--	--	--	--	--	--	--	--	--	--	--	--
2012-13	U. of Nebraska-Omaha	WCHA	8	421	18	1	2.56	2	5	0	--	--	--	--	--	--	--	--	--	--	--	--
	London	OHL	20	1153	44	1	2.29	13	3	2	18	1115	47	1	2.53	13	4	1				
2013-14	London	OHL	35	1927	81	4	2.52	25	5	2	3	180	6	0	2.00	3	0	0				
2014-15	PHANTOMS	AHL	31	1592	87	2	3.28	9	13	4	--	--	--	--	--	--	--	--	--	--	--	--
NAHL TOTALS			50	2939	139	3	2.84	23	22	4	--	--	--	--	--	--	--	--	--	--	--	--
COLLEGE TOTALS			8	421	18	1	2.56	2	5	0	--	--	--	--	--	--	--	--	--	--	--	--
OHL TOTALS			55	3080	125	5	2.41	38	8	4	21	1295	53	1	4.53	16	4	1				
AHL TOTALS			31	1592	87	2	3.28	9	13	4	--	--	--	--	--	--	--	--	--	--	--	--



PETR STRAKA

RIGHT WING

BIRTHDATE: June 15, 1992 | **BIRTHPLACE:** Plzen, Czech Rep.

HEIGHT: 6'1" | **WEIGHT:** 185 | **SHOOTS:** Left

ACQUIRED: Free Agent - signed April 11, 2013

CAREER RECORD

YEAR	TEAM	LEAGUE	REGULAR SEASON							PLAYOFFS				
			GP	G	A	PTS	PIM	GP	G	A	PTS	PIM	GP	PIM
2009-10	Rimouski	QMJHL	62	28	36	64	54	12	5	9	14	10		
2010-11	Rimouski	QMJHL	41	10	15	25	33	5	2	2	4	0		
2011-12	Rimouski	QMJHL	54	18	19	37	41	21	10	12	22	6		
2012-13	Baie-Comeau	QMJHL	55	41	41	82	34	19	11	14	25	12		
2013-14	PHANTOMS	AHL	60	9	18	27	22	--	--	--	--	--		
2014-15	PHANTOMS	AHL	68	14	10	24	26	--	--	--	--	--		
	FLYERS	NHL	3	0	2	2	0	--	--	--	--	--		
JUNIOR TOTALS			212	97	111	208	162	57	28	37	65	28		
AHL TOTALS			128	23	28	51	48	--	--	--	--	--		
NHL TOTALS			3	0	2	2	0	--	--	--	--	--		
PROFESSIONAL TOTALS			131	23	30	53	48	--	--	--	--	--		

IN THE SYSTEM



MATEJ TOMEK

GOALIE

BIRTHDATE: May 24, 1997 | **BIRTHPLACE:** Bratislava, Slovakia

HEIGHT: 6'3" | **WEIGHT:** 180 | **CATCHES:** Left

ACQUIRED: Draft - 3rd round (90th overall) in 2015

CAREER RECORD

		REGULAR SEASON										PLAYOFFS							
SEASON	TEAM	LEAGUE	GP	MINS	GA	SO	AVG	W	L	T	GP	MINS	GA	SO	AVG	W	L	T	
2012-13	HC Slovan Bratislava U18	Slovakia U18	19	1052	2.05	3	.926	--	--	--	4	212	2.03	0	.934	--	--	--	
2013-14	Slovakia U18	Slovakia 2	14	718	2.39	1	.936	--	--	--	--	--	--	--	--	--	--	--	
	HK SKP Poprad U18	Slovakia U18	6	359	2.34	0	.925	--	--	--	4	240	3.00	1	.925	--	--	--	
	HK SKP Poprad U18	Slovakia U20	2	120	1.50	0	.956	--	--	--	--	--	--	--	--	--	--	--	
2014-15	Topeka	NAHL	33	1938	1.83	6	.928	24	9	0	7	375	3.20	--	.876	4	2	0	



MIKHAIL VOROBYEV

DEFENSE

BIRTHDATE: Jan 5, 1997 | **BIRTHPLACE:** Ufa, Russia


HEIGHT: 6'2" | **WEIGHT:** 194 | **SHOOTS:** Left

ACQUIRED: Draft - 4th round (104th overall) in 2015

CAREER RECORD

CAREER RECORD			REGULAR SEASON					PLAYOFFS				
YEAR	TEAM	LEAGUE	GP	G	A	PTS	PIM	GP	G	A	PTS	PIM
2013-14	Tolpar Ufa	MHL	4	0	3	3	0	--	--	--	--	--
2014-15	Tolpar Ufa	MHL	39	8	12	20	40	8	3	0	3	2
MHL TOTALS			43	8	15	23	40	8	3	0		

IN THE SYSTEM



REECE WILCOX

DEFENSE

BIRTHDATE: March 20, 1994 | **BIRTHPLACE:** Surrey, British Columbia

HEIGHT: 5'11" | **WEIGHT:** 204 | **SHOOTS:** Right

ACQUIRED: Draft - 5th round (141st overall) in 2012

CAREER RECORD

YEAR	TEAM	LEAGUE	REGULAR SEASON					PLAYOFFS				
			GP	G	A	PTS	PIM	GP	G	A	PTS	PIM
2010-11	Merritt	BCHL	53	5	9	14	16	4	1	2	3	0
2011-12	Merritt	BCHL	52	5	18	23	26	9	2	2	4	6
2012-13	Cornell	ECAC	34	0	5	5	8	--	--	--	--	--
2013-14	Cornell	ECAC	32	2	5	7	10	--	--	--	--	--
2014-15	Cornell	ECAC	21	1	3	4	10	--	--	--	--	--
JUNIOR TOTALS			105	10	27	37	42	13	3	4	7	6
COLLEGE TOTALS			87	3	13	16	28	--	--	--	--	--

2015 DRAFT PICKS



IVAN PROVOROV

DEFENSE - Brandon [WHL]

1st ROUND (7th OVERALL)

Rated second highest defenseman among North American skaters in NHL Central Scouting final rankings... Averaged over a point per-game with Brandon, recording 61 points (15g-46a) in 60 games... led all rookie defensemen in the WHL in scoring and ranked fourth overall among WHL defensemen in scoring.




TRAVIS KONECNY

CENTER/RIGHT WING - Ottawa [OHL]

1st ROUND (24th OVERALL)

Served as captain of the 67s in 2014-15... finished second on the club with 68 points (29g-39a) in 60 games... named OHL Rookie of the year in 2013-14 after leading all rookies in goals (26) and points (70) in 63 games... the 70 points also led Ottawa and were the most by a 67's rookie since 1988-89... was voted Best Skater and ranked second for Best Stickhandler in a poll of the OHL's Eastern Conference coaches for the 2014-15 regular season... At the 2015 CHL Top Prospects Game, collected three points (2g-1a) and a plus-3 rating for Team Orr while playing on a line with Connor McDavid and Timo Meier to capture Most Valuable Player honors... named the winner of the inaugural E.J. McGuire Award of Excellence, presented by NHL Central Scouting to the NHL Draft prospect who best exemplifies commitment to excellence through strength of character, competitiveness and athleticism.



FELIX SANDSTROM

GOALIE - Brynas Jr [Sweden]

3rd ROUND (70th OVERALL)

Ranked third among all European goaltenders on NHL Central Scouting's Final Rankings... recorded a 2.63 goals-against average and .907 save percentage in 14 appearances for his junior team and also appeared in two games in the Swedish SuperElit pro league for Brynas, posting a 1.09 GAA and .963 save percentage in 55 minutes of action... Has international experience, having represented Sweden at the World Junior Under-18 Championships and 2014 Ivan Hlinka Tournament.

2015 DRAFT PICKS




MATEJ TOMEK

GOALIE - Topeka (NAHL)

3rd ROUND (90th OVERALL)

Won seven of his first eight outings with Topeka in 2014-15 – a stretch that included four of his six shutouts – en route to a 24-7-2 record in 33 games and North American Hockey League Goaltender of the Year honors... was among the league leaders in goals-against average (2nd: 1.83), shutouts (t-2nd: 6), save percentage (5th: .928) and wins (t-5th: 24) as a 17-year-old... represented Slovakia at the 2014 Under-18 World Junior Championship, backstopping the club to its only victory with 23 saves in a 4-1 win over Germany... at the age of 16, played among men in Slovakia's second division in 2013-14, where he was the league's youngest goaltender... finished with a 2.39 goals-against average and .936 save percentage in 14 games... also spent time with HK Poprad's under-18 and under-20 teams in Slovakia's junior leagues... has committed to the University of North Dakota for the fall of 2015.



SAMUEL DOVE-MCFALLS

LEFT WING - Saint John (QMJHL)

4th ROUND (98th OVERALL)

Recorded 14 goals and 20 assists for 34 points in 66 games for Saint John in his second season in the QMJHL... led the entire team in shots (151), while also recording a plus-12 rating, which ranked fourth on the team... served as an alternate captain... ranked 70th among North American skaters by NHL Central Scouting... played a season of juniors in Germany (2011-12) while his family resided there.



MIKHAIL VOROBYOV

CENTER - Tolpar Ufa (Russian Juniors)

4th ROUND (104th OVERALL)

In 39 games for Tolpar, his first full season playing junior hockey, he posted eight goals and 20 points, while earning a plus-8 rating and added three goals in eight playoff games... has international tournament experience as well, competing in the 2014 World Junior Under-18 Championships where he posted four points (1g-3a) in five games... ranked 24th among European skaters by NHL Central Scouting.

2015 DRAFT PICKS



DAVID KASE

CENTER - KLH Chomutov (Czech Republic 2nd Div.)

5th ROUND (128th OVERALL)

Has played the last five seasons in the KHL Chomutov organization, working his way to the second-division team in 2014-15... recorded seven goals and seven assists for 14 points in 30 games for that team, which won the league championship... also skated for Chomutov's junior team in 2014-15, racking up 15 points (7g-8a) in just eight regular season games and adding another 12 points (5g-7a) in nine postseason contests... also won championships with Chomutov's junior teams in 2013-14 and 2011-12... represented the Czech Republic at both the U-18 and U-20 World Junior Championships in 2015, as well as the Ivan Hlinka Memorial Tournament... Ranked 11th among European skaters by NHL Central Scouting... brother Ondrej was selected 205th overall by the Anaheim Ducks in 2014 and father Robert is a former professional player who served as head coach of Chomutov's junior team in 2014-15.



COOPER MARODY

RIGHT WING - Sioux Falls (USHL)

6th ROUND (158th OVERALL)

Has committed to the University of Michigan for 2015-16... in 52 total games between Muskegon and Sioux Falls in 2014-15, recorded 22 goals and 36 assists for 58 points... recorded a goal and 11 assists for 12 points in 12 playoff games for Sioux Falls to help the Stampede to the 2015 Clark Cup as league champions... was named to the 2015 USHL/NHL Top Prospects Game... ranked 53rd among North American skaters by NHL Central Scouting.



IVAN FEDOTOV

GOALIE - Reaktor Nizhnekamsk (Russian Juniors)

7th ROUND (188th OVERALL)

Appeared in 41 games for Neftekhimik, recording a 1.95 GAA and .911 save percentage... named goaltender of the month for November in the MHL (Russian Junior League)... also appeared in one professional KHL game for Neftekhimik.

LEHIGH VALLEY PHANTOMS HOCKEY CLUB

Office & Arena

PPL Center
740 Hamilton Street, Suite 300
Allentown, PA 18101
610-224-4625

Tickets

Box Office: 610-347-8499



FRONT OFFICE:

Jim Brooks.....	President
Rob Brooks.....	President
Chris Porreca.....	Executive Vice President
Jeff Rogers.....	Vice President of Finance
Erik Hansen.....	Vice President of Ticket Sales
Dennis Begley.....	Vice President of Corporate Partnerships and Premium Seating
Kevin Schildt.....	Director of Ticket Sales
Nick Michael.....	Ticket Sales Specialist
Trevor Herrick.....	Ticket Sales Specialist
Casey Callahan.....	Ticket Sales Specialist
Julie Nespoli.....	Retention Specialist
Chad Westerburg.....	Retention Specialist
Jeff Olaf.....	Director of Corporate Partnerships
Curtis Phair.....	Corporate Partnerships Manager
Elyse Holben.....	Director of Premium Seating
Emily Krombach.....	Corporate Partnership Service Manager
Dan Fremuth.....	Relations Manager
Amy Keller.....	Director of Game Presentation
Tyler Deane.....	Manager of Accounting
Demia Shetayh.....	Staff Accountant
Bev Saunders.....	Merchandise Manager
Andrew Hill.....	Director of Fun and Community Relations
Bob Rotruck.....	Radio Broadcaster

HOCKEY OPERATIONS:

President.....	Jim Brooks
President.....	Rob Brooks
General Manager.....	Ron Hextall
Assistant General Manager.....	Barry Hanrahan
Head Coach.....	Scott Gordon
Assistant Coach.....	Riley Cote
Video Coordinator.....	Mike Pacitti
Medical Trainer.....	Joe Mele
Strength & Conditioning Coach.....	Patrick Dragoone
Head Equipment Manager.....	Andy Rannells
Assistant Equipment Manager.....	John Iezzi

TEAM INFORMATION

Colors.....	Orange, Black and White
Home Arena.....	PPL Center
NHL Affiliation.....	Philadelphia Flyers
ECHL Affiliation.....	Reading Royals
Radio Station.....	ESPN Radio 1470
Mascot.....	MeLVin

LEHIGH VALLEY PHANTOMS HOCKEY CLUB

DAY	DATE	OPPONENT	TIME	DAY	DATE	OPPONENT	TIME
OCTOBER				FEBRUARY			
Sat.	10/10/2015	SYRACUSE CRUNCH	7:05	Fri.	2/5/2016	at Bridgeport Sound Tigers	7:00
Fri.	10/16/2015	at Springfield Falcons	7:00	Sat.	2/6/2016	at Hershey Bears	7:00
Sat.	10/17/2015	at Wilkes-Barre/Scranton Penguins	4:05	Wed.	2/10/2016	BINGHAMTON SENATORS	7:05
Fri.	10/23/2015	at Providence Bruins	7:05	Fri.	2/12/2016	PORTLAND PIRATES	7:05
Sat.	10/24/2015	PROVIDENCE BRUINS	7:05	Sat.	2/13/2016	UTICA COMETS	7:05
Sun.	10/25/2015	TORONTO MARLIES	5:05	Fri.	2/19/2016	SPRINGFIELD FALCONS	7:05
Wed.	10/28/2015	ST. JOHN'S ICECAPS	7:05	Sat.	2/20/2016	BRIDGEPORT SOUND TIGERS	7:05
Fri.	10/30/2015	ST. JOHN'S ICECAPS	7:05	Sun.	2/21/2016	at Springfield Falcons	5:00
NOVEMBER				Fri.	2/26/2016	HARTFORD WOLF PACK	7:05
Sun.	11/1/2015	at Hershey Bears	5:00	Sat.	2/27/2016	UTICA COMETS	7:05
Fri.	11/6/2015	HERSHEY BEARS	7:05	Sun.	2/28/2016	at Hartford Wolf Pack	5:00
Sat.	11/7/2015	at Syracuse Crunch	7:00	MARCH			
Sun.	11/8/2015	BINGHAMTON SENATORS	5:05	Wed.	3/2/2016	at Syracuse Crunch	7:00
Wed.	11/11/2015	at Binghamton Senators	7:05	Fri.	3/4/2016	WILKES-BARRE/SCRANTON PENGUINS	7:05
Fri.	11/13/2015	ROCHESTER AMERICANS	7:05	Sat.	3/5/2016	at Binghamton Senators	7:05
Sat.	11/14/2015	ALBANY DEVILS	7:05	Wed.	3/9/2016	at Wilkes-Barre/Scranton Penguins	7:05
Fri.	11/20/2015	at Providence Bruins	7:05	Sat.	3/12/2016	at Hartford Wolf Pack	3:00
Sat.	11/21/2015	at Hartford Wolf Pack	7:00	Wed.	3/16/2016	at Rochester Americans	7:05
Sun.	11/22/2015	at Providence Bruins	3:05	Fri.	3/18/2016	at Toronto Marlies	7:00
Wed.	11/25/2015	at Utica Comets	7:00	Sun.	3/20/2016	PORTLAND PIRATES	5:05
Fri.	11/27/2015	HERSHEY BEARS	7:05	Wed.	3/23/2016	HERSHEY BEARS	7:05
Sat.	11/28/2015	PROVIDENCE BRUINS	7:05	Fri.	3/25/2016	PROVIDENCE BRUINS	7:05
DECEMBER				Sat.	3/26/2016	HARTFORD WOLF PACK	7:05
Wed.	12/2/2015	at Utica Comets	7:00	APRIL			
Fri.	12/4/2015	at Wilkes-Barre/Scranton Penguins	7:05	Fri.	4/1/2016	at St. John's IceCaps	6:00
Sat.	12/5/2015	at Hershey Bears	7:00	Sat.	4/2/2016	at St. John's IceCaps	6:00
Wed.	12/9/2015	HERSHEY BEARS	7:05	Fri.	4/8/2016	at Wilkes-Barre/Scranton Penguins	7:05
Fri.	12/11/2015	WILKES-BARRE/SCRANTON PENGUINS	7:05	Sat.	4/9/2016	BRIDGEPORT SOUND TIGERS	7:05
Sat.	12/12/2015	SPRINGFIELD FALCONS	7:05	Sun.	4/10/2016	at Bridgeport Sound Tigers	5:00
Wed.	12/16/2015	WILKES-BARRE/SCRANTON PENGUINS	7:05	Fri.	4/15/2016	WILKES-BARRE/SCRANTON PENGUINS	7:05
Fri.	12/18/2015	HERSHEY BEARS	7:05	Sat.	4/16/2016	at Hershey Bears	7:00
Sat.	12/19/2015	at Binghamton Senators	7:05	Sun.	4/17/2016	SYRACUSE CRUNCH	5:05
Sat.	12/26/2015	BRIDGEPORT SOUND TIGERS	7:05	Home Games in bold and CAPITALS			
Sun.	12/27/2015	at Wilkes-Barre/Scranton Penguins	4:05				
Tues.	12/29/2015	at Binghamton Senators	7:05				
Thurs.	12/31/2015	at Hershey Bears	5:00				
JANUARY							
Sat.	1/2/2016	at Portland Pirates	7:00				
Sun.	1/3/2016	at Portland Pirates	4:00				
Fri.	1/8/2016	WILKES-BARRE/SCRANTON PENGUINS	7:05				
Sat.	1/9/2016	at Albany Devils	5:00				
Sun.	1/10/2016	BINGHAMTON SENATORS	5:05				
Fri.	1/15/2016	HERSHEY BEARS	7:05				
Sat.	1/16/2016	HARTFORD WOLF PACK	7:05				
Sun.	1/17/2016	at Bridgeport Sound Tigers	5:00				
Sat.	1/23/2016	at Hershey Bears	7:00				
Wed.	1/27/2016	BINGHAMTON SENATORS	7:05				
Fri.	1/29/2016	WILKES-BARRE/SCRANTON PENGUINS	7:05				
Sat.	1/30/2016	at Wilkes-Barre/Scranton Penguins	7:05				

2014-15 FINAL REGULAR SEASON STANDINGS

EASTERN CONFERENCE

ATLANTIC DIVISION

		GP	W	L	OT	GF	GA	PTS
MONTREAL	(2)	82	50	22	10	221	189	110
TAMPA BAY	(3)	82	50	24	8	262	211	108
DETROIT	(6)	82	43	25	14	235	221	100
OTTAWA	(7)	82	43	26	13	238	215	99
BOSTON	(9)	82	41	27	14	213	211	96
FLORIDA	(10)	82	38	29	15	206	223	91
TORONTO	(15)	82	30	44	8	211	262	68
BUFFALO	(16)	82	23	51	8	161	274	54

METROPOLITAN DIVISION

		GP	W	L	OT	GF	GA	PTS
NY RANGERS	(1)	82	53	22	7	252	192	113
WASHINGTON	(4)	82	45	26	11	242	203	101
NY ISLANDERS	(5)	82	47	28	7	252	230	101
PITTSBURGH	(8)	82	43	27	12	221	210	98
COLUMBUS	(11)	82	42	35	5	236	250	89
PHILADELPHIA	(12)	82	33	31	18	215	234	84
NEW JERSEY	(13)	82	32	36	14	181	216	78
CAROLINA	(14)	82	30	41	11	188	226	71

WESTERN CONFERENCE

CENTRAL DIVISION

	GP	W	L	OT	GF	GA	PTS	
ST. LOUIS	(2)	82	51	24	7	248	201	109
NASHVILLE	(3)	82	47	25	10	232	208	104
CHICAGO	(4)	82	48	28	6	229	189	102
MINNESOTA	(6)	82	46	28	8	231	201	100
WINNIPEG	(7)	82	43	26	13	230	210	99
DALLAS	(10)	82	41	31	10	261	260	92
COLORADO	(11)	82	39	31	12	219	227	90

PACIFIC DIVISION

	GP	W	L	OT	GF	GA	PTS	
ANAHEIM	(1)	82	51	24	7	236	226	109
VANCOUVER	(5)	82	48	29	5	242	222	101
CALGARY	(8)	82	45	30	7	241	216	97
LOS ANGELES	(9)	82	40	27	15	220	205	95
SAN JOSE	(12)	82	40	33	9	228	232	89
EDMONTON	(13)	82	24	44	14	198	283	62
ARIZONA	(14)	82	24	50	8	170	272	56

*Teams receive two points for a victory (W), one point for a loss in overtime or shootout (OT).

INDIVIDUAL SCORING LEADERS

PLAYER	TEAM	GP	G	A	PTS	+/-	PIM	PP	SH	GW	S	PCTG
JAMIE BENN	DALLAS	82	35	52	87	1	64	10	2	6	253	13.8
JOHN TAVARES	NY ISLANDERS	82	38	48	86	5	46	13	0	8	278	13.7
SIDNEY CROSBY	PITTSBURGH	77	28	56	84	5	47	10	0	3	237	11.8
ALEX OVECHKIN	WASHINGTON	81	53	28	81	10	58	25	0	11	395	13.4
JAKUB VORACEK	PHILADELPHIA	82	22	59	81	1	78	11	0	3	221	10.0
NICKLAS BACKSTROM	WASHINGTON	82	18	60	78	5	40	3	0	3	153	11.8
TYLER SEGUIN	DALLAS	71	37	40	77	1	20	13	0	5	280	13.2
JIRI HUDLER	CALGARY	78	31	45	76	17	14	6	0	5	158	19.6
DANIEL SEDIN	VANCOUVER	82	20	56	76	5	18	4	0	5	226	8.8
VLADIMIR TARASENKO	ST. LOUIS	77	37	36	73	27	31	8	0	6	264	14.0
NICK FOLIGNO	COLUMBUS	79	31	42	73	16	50	11	0	3	182	17.0
CLAUDE GIROUX	PHILADELPHIA	81	25	48	73	3	36	14	0	4	279	9.0
HENRIK SEDIN	VANCOUVER	82	18	55	73	11	22	5	0	0	101	17.8
STEVEN STAMKOS	TAMPA BAY	82	43	29	72	2	49	13	0	6	268	16.0
TYLER JOHNSON	TAMPA BAY	77	29	43	72	33	24	8	0	6	203	14.3
RYAN JOHANSEN	COLUMBUS	82	26	45	71	6	40	7	2	0	202	12.9
JOE PAVELSKI	SAN JOSE	82	37	33	70	12	29	19	0	5	261	14.2
EVGENI MALKIN	PITTSBURGH	69	28	42	70	2	60	9	0	4	212	13.2
RYAN GETZLAF	ANAHEIM	77	25	45	70	15	62	3	0	6	191	13.1
RICK NASH	NY RANGERS	79	42	27	69	29	36	6	4	8	304	13.8
MAX PACIORETTY	MONTREAL	80	37	30	67	38	32	7	3	10	302	12.3
LOGAN COULTURE	SAN JOSE	82	27	40	67	6	12	6	2	4	263	10.3
JONATHAN TOEWS	CHICAGO	81	28	38	66	30	36	6	2	7	192	14.6
ERIK KARLSSON	OTTAWA	82	21	45	66	7	42	6	0	3	292	7.2
HENRIK ZETTERBERG	DETROIT	77	17	49	66	6	32	4	0	3	227	7.5

DEFENSEMEN SCORING LEADERS

PLAYER	TEAM	GP	G	A	PTS	+/-	PIM	PP	SH	GW	S	PCTG
ERIK KARLSSON	OTTAWA	82	21	45	66	7	42	6	0	3	292	7.2
BRENT BURNS	SAN JOSE	82	17	43	60	9	65	7	0	2	245	6.9
P.K. SUBBAN	MONTREAL	82	15	45	60	21	74	8	0	5	170	8.8
DENNIS WIDEMAN	CALGARY	80	15	41	56	6	34	6	0	2	173	8.7
ROMAN JOSI	NASHVILLE	81	15	40	55	15	26	3	0	4	201	7.5
JOHN CARLSON	WASHINGTON	82	12	43	55	11	28	3	1	3	193	6.2
KRIS LETANG	PITTSBURGH	69	11	43	54	12	79	2	1	1	197	5.6
TYSON BARRIE	COLORADO	80	12	41	53	5	26	2	0	0	139	8.6
MARK STREIT	PHILADELPHIA	81	9	43	52	8	36	4	0	0	144	6.3
KEITH YANDLE	ARI-NYR	84	6	46	52	26	40	2	0	2	232	2.6
ANDREI MARKOV	MONTREAL	81	10	40	50	22	38	4	0	1	135	7.4
JUSTIN FAULK	CAROLINA	82	15	34	49	19	30	7	2	4	238	6.3
MARK GIORDANO	CALGARY	61	11	37	48	13	37	2	1	2	157	7.0
ALEX PIETRANGELO	ST. LOUIS	81	7	39	46	2	28	1	0	2	195	3.6
DREW DOUGHTY	LOS ANGELES	82	7	39	46	3	56	1	0	2	219	3.2
DUSTIN BYFUGLIEN	WINNIPEG	69	18	27	45	5	124	5	0	3	209	8.6
SHEA WEBER	NASHVILLE	78	15	30	45	15	72	5	1	2	237	6.3
MIKE GREEN	WASHINGTON	72	10	35	45	15	34	1	0	2	159	6.3
DUNCAN KEITH	CHICAGO	80	10	35	45	12	20	3	0	2	171	5.8
NIKLAS KRONWALL	DETROIT	80	9	35	44	4	40	3	0	1	101	8.9
KEVIN SHATTENKIRK	ST. LOUIS	56	8	36	44	19	52	4	0	1	135	5.9
OLIVER EKMAN-LARSS	ARIZONA	82	23	20	43	18	40	10	1	7	264	8.7
DOUGIE HAMILTON	BOSTON	72	10	32	42	3	41	5	0	2	188	5.3
T.J. BRODIE	CALGARY	81	11	30	41	15	30	3	1	3	133	8.3
JAKE MUZZIN	LOS ANGELES	76	10	31	41	4	22	4	0	3	173	5.8
BRENT SEABROOK	CHICAGO	82	7	34	41	23	22	3	1	0	149	4.7

2014-15 FINAL REGULAR SEASON STATISTICS

2014-15 NHL GOAL LEADERS

NAME	TEAM	GP	G
ALEX OVECHKIN	WASHINGTON	81	53
STEVEN STAMKOS	TAMPA BAY	82	43
RICK NASH	NY RANGERS	79	42
JOHN TAVARES	NY ISLANDERS	82	38
TYLER SEGUIN	DALLAS	71	37
VLADIMIR TARASENKO	ST. LOUIS	77	37
MAX PACIORETTY	MONTREAL	80	37
JOE PAVELSKI	SAN JOSE	82	37
JAMIE BENN	DALLAS	82	35
COREY PERRY	ANAHEIM	67	33
ZACH PARISE	MINNESOTA	74	33
JIRI HUDLER	CALGARY	78	31
RADIM VRBATA	VANCOUVER	79	31
NICK FOLIGNO	COLUMBUS	79	31
SEAN MONAHAN	CALGARY	81	31
TYLER JOHNSON	TAMPA BAY	77	29
JAROME IGINLA	COLORADO	82	29
TOMAS TATAR	DETROIT	82	29
NIKITA KUCHEROV	TAMPA BAY	82	29

2014-15 NHL ASSISTS LEADERS

NAME	TEAM	GP	A
NICKLAS BACKSTROM	WASHINGTON	82	60
JAKUB VORACEK	PHILADELPHIA	82	59
SIDNEY CROSBY	PITTSBURGH	77	56
DANIEL SEDIN	VANCOUVER	82	56
HENRIK SEDIN	VANCOUVER	82	55
JAMIE BENN	DALLAS	82	52
HENRIK ZETTERBERG	DETROIT	77	49
JOE THORNTON	SAN JOSE	78	49
ANZE KOPITAR	LOS ANGELES	79	48
CLAUDE GIROUX	PHILADELPHIA	81	48
JOHN TAVARES	NY ISLANDERS	82	48
ONDREJ PALAT	TAMPA BAY	75	47
MIKE RIBEIRO	NASHVILLE	82	47
KEITH YANDLE	ARI-NYR	84	46
RYAN GETZLAF	ANAHEIM	77	45
JIRI HUDLER	CALGARY	78	45
JASON SPEZZA	DALLAS	82	45
P.K. SUBBAN	MONTREAL	82	45
ERIK KARLSSON	OTTAWA	82	45
RYAN JOHANSEN	COLUMBUS	82	45

2014-15 POWER PLAY GOALS

NAME	TEAM	GP	PP
ALEX OVECHKIN	WASHINGTON	81	25
JOE PAVELSKI	SAN JOSE	82	19
WAYNE SIMMONDS	PHILADELPHIA	75	14
CLAUDE GIROUX	PHILADELPHIA	81	14
GUSTAV NYQUIST	DETROIT	82	14
TYLER SEGUIN	DALLAS	71	13
STEVEN STAMKOS	TAMPA BAY	82	13
JOHN TAVARES	NY ISLANDERS	82	13
RADIM VRBATA	VANCOUVER	79	12
TYLER BOZAK	TORONTO	82	12
MARIAN GABORIK	LOS ANGELES	69	11
ZACH PARISE	MINNESOTA	74	11
NICK FOLIGNO	COLUMBUS	79	11
JAKUB VORACEK	PHILADELPHIA	82	11

2014-15 POWER PLAY ASSISTS

NAME	TEAM	GP	PPA
KEITH YANDLE	ARI-NYR	84	27
MARK STREIT	PHILADELPHIA	81	26
HENRIK ZETTERBERG	DETROIT	77	24
ERIK KARLSSON	OTTAWA	82	24
CLAUDE GIROUX	PHILADELPHIA	81	23
KRIS LETANG	PITTSBURGH	69	22
JASON SPEZZA	DALLAS	82	22
JAKUB VORACEK	PHILADELPHIA	82	22

2014-15 POWER PLAY POINTS

NAME	TEAM	GP	PPP
CLAUDE GIROUX	PHILADELPHIA	81	37
ALEX OVECHKIN	WASHINGTON	81	34
NICKLAS BACKSTROM	WASHINGTON	82	33
JAKUB VORACEK	PHILADELPHIA	82	33
SIDNEY CROSBY	PITTSBURGH	77	31
JOE PAVELSKI	SAN JOSE	82	31
JOHN TAVARES	NY ISLANDERS	82	31
MARK STREIT	PHILADELPHIA	81	30
ERIK KARLSSON	OTTAWA	82	30

2014-15 SHORTHANDED GOALS

NAME	TEAM	GP	SH
TYLER TOFFOLI	LOS ANGELES	76	5
RICK NASH	NY RANGERS	79	4
BLAKE WHEELER	WINNIPEG	79	4
BRANDON SUTTER	PITTSBURGH	80	4
ZEMGUS GIRGENSONS	BUFFALO	61	3
JACOB JOSEFSON	NEW JERSEY	62	3
TOBIAS RIEDER	ARIZONA	72	3
MAX PACIORETTY	MONTREAL	80	3
TOMAS PLEKANEC	MONTREAL	82	3
BRIAN BOYLE	TAMPA BAY	82	3
ANDREW COGLIANO	ANAHEIM	82	3
MICHAEL FROLIK	WINNIPEG	82	3
NIKOLAY KULEMIN	NY ISLANDERS	82	3

2014-15 SHORTHANDED ASSISTS

NAME	TEAM	GP	SHA
ARTEM ANISIMOV	COLUMBUS	52	3
ZDENO CHARA	BOSTON	63	3
ADAM LARSSON	NEW JERSEY	64	3
DEREK STEPAN	NY RANGERS	68	3
RYAN MCDONAGH	NY RANGERS	71	3
ROMAN JOSI	NASHVILLE	81	3
JAMIE BENN	DALLAS	82	3

2014-15 SHORTHANDED POINTS

NAME	TEAM	GP	SHP
TYLER TOFFOLI	LOS ANGELES	76	6
DEREK STEPAN	NY RANGERS	68	5
RICK NASH	NY RANGERS	79	5
BLAKE WHEELER	WINNIPEG	79	5
MAX PACIORETTY	MONTREAL	80	5
JAMIE BENN	DALLAS	82	5
BRANDON SUTTER	PITTSBURGH	80	4
TOMAS PLEKANEC	MONTREAL	82	4
NIKOLAY KULEMIN	NY ISLANDERS	82	4

2014-15 FINAL REGULAR SEASON STATISTICS

2014-15 GAME WINNING GOALS

NAME	TEAM	GP	GW
ALEX OVECHKIN	WASHINGTON	81	11
MAX PACIORETTY	MONTREAL	80	10
MATT BELESKEY	ANAHEIM	65	8
MIKE CAMMALLERI	NEW JERSEY	68	8
RICK NASH	NY RANGERS	79	8
SEAN MONAHAN	CALGARY	81	8
JOHN TAVARES	NY ISLANDERS	82	8
PAUL STASTNY	ST. LOUIS	74	7
LARS ELLER	MONTREAL	77	7
CAM ATKINSON	COLUMBUS	78	7
RADIM VRBATA	VANCOUVER	79	7
JONATHAN TOEWS	CHICAGO	81	7
OLIVER EKMAN-LARSS	ARIZONA	82	7
TOMAS TATAR	DETROIT	82	7

2014-15 SHOTS LEADERS

NAME	TEAM	GP	S
ALEX OVECHKIN	WASHINGTON	81	395
RICK NASH	NY RANGERS	79	304
MAX PACIORETTY	MONTREAL	80	302
ERIK KARLSSON	OTTAWA	82	292
TYLER SEGUIN	DALLAS	71	280
PHIL KESSEL	TORONTO	82	280
CLAUDE GIROUX	PHILADELPHIA	81	279
JOHN TAVARES	NY ISLANDERS	82	278
STEVEN STAMKOS	TAMPA BAY	82	268
RADIM VRBATA	VANCOUVER	79	267

2014-15 SHOOTING PERCENTAGE (MIN 82 SHOTS)

NAME	TEAM	GP	G	S	%
ALEX TANGUAY	COLORADO	80	22	104	21.2
JIRI HUDLER	CALGARY	78	31	158	19.6
BENOIT POULIOT	EDMONTON	58	19	105	18.1
HENRIK SEDIN	VANCOUVER	82	18	101	17.8
MIKE CAMMALLERI	NEW JERSEY	68	27	156	17.3
ERIK COLE	DAL-DET	68	21	122	17.2
COREY PERRY	ANAHEIM	67	33	193	17.1
MIKE FISHER	NASHVILLE	59	19	111	17.1
NICK FOLIGNO	COLUMBUS	79	31	182	17.0

2014-15 PLUS/MINUS LEADERS

NAME	TEAM	GP	+/-
MAX PACIORETTY	MONTREAL	80	38
NIKITA KUCHEROV	TAMPA BAY	82	38
TYLER JOHNSON	TAMPA BAY	77	33
ONDREJ PALAT	TAMPA BAY	75	31
JONATHAN TOEWS	CHICAGO	81	30
RICK NASH	NY RANGERS	79	29
JASON GARRISON	TAMPA BAY	70	27
VLADIMIR TARASENKO	ST. LOUIS	77	27
DEREK STEPAN	NY RANGERS	68	26
BLAKE WHEELER	WINNIPEG	79	26

GOALS AGAINST AVERAGE

GOALTENDER	TEAM	GPI	MINS	GA	AVG
CAREY PRICE	MONTREAL	66	3977	130	1.96
DEVAN DUBNYK	ARI-MIN	58	3328	115	2.07
PEKKA RINNE	NASHVILLE	64	3851	140	2.18
CAM TALBOT	NY RANGERS	36	2095	77	2.21
BRADEN HOLTBY	WASHINGTON	73	4247	157	2.22
JONATHAN QUICK	LOS ANGELES	72	4184	156	2.24
STEVE MASON	PHILADELPHIA	51	2885	108	2.25
HENRIK LUNDQVIST	NY RANGERS	46	2743	103	2.25
CORY SCHNEIDER	NEW JERSEY	69	3924	148	2.26
BRIAN ELLIOTT	ST. LOUIS	46	2546	96	2.26

WINS

GOALTENDER	TEAM	GPI	MINS	W	L	OT
CAREY PRICE	MONTREAL	66	3977	44	16	6
PEKKA RINNE	NASHVILLE	64	3851	41	17	6
BRADEN HOLTBY	WASHINGTON	73	4247	41	20	10
BEN BISHOP	TAMPA BAY	62	3519	40	13	5
JAROSLAV HALAK	NY ISLANDERS	59	3550	38	17	4
DEVAN DUBNYK	ARI-MIN	58	3328	36	14	4
JONATHAN QUICK	LOS ANGELES	72	4184	36	22	13
FREDRIK ANDERSEN	ANAHEIM	54	3106	35	12	5
KARI LEHTONEN	DALLAS	65	3698	34	17	10
MARC-ANDRE FLEURY	PITTSBURGH	64	3776	34	20	9
TUUKKA RASK	BOSTON	70	4063	34	21	13

SAVE PERCENTAGE

GOALTENDER	TEAM	GPI	MINS	GA	SA	SPCTG	W	L	OT
CAREY PRICE	MONTREAL	66	3977	130	1953	.933	44	16	6
DEVAN DUBNYK	ARI-MIN	58	3328	115	1625	.929	36	14	4
STEVE MASON	PHILADELPHIA	51	2885	108	1490	.928	18	18	11
CAM TALBOT	NY RANGERS	36	2095	77	1038	.926	21	9	4
CORY SCHNEIDER	NEW JERSEY	69	3924	148	1982	.925	26	31	9
COREY CRAWFORD	CHICAGO	57	3333	126	1661	.924	32	20	5
BRADEN HOLTBY	WASHINGTON	73	4247	157	2044	.923	41	20	10
PEKKA RINNE	NASHVILLE	64	3851	140	1807	.923	41	17	6
CRAIG ANDERSON	OTTAWA	35	2093	87	1134	.923	14	13	8
TUUKKA RASK	BOSTON	70	4063	156	2011	.922	34	21	13
HENRIK LUNDQVIST	NY RANGERS	46	2743	103	1329	.922	30	13	3

SHUTOUTS

GOALTENDER	TEAM	GPI	MINS	SO	W	L	OT
MARC-ANDRE FLEURY	PITTSBURGH	64	3776	10	34	20	9
CAREY PRICE	MONTREAL	66	3977	9	44	16	6
BRADEN HOLTBY	WASHINGTON	73	4247	9	41	20	10
RYAN MILLER	VANCOUVER	45	2542	6	29	15	1
DEVAN DUBNYK	ARI-MIN	58	3328	6	36	14	4
JAROSLAV HALAK	NY ISLANDERS	59	3550	6	38	17	4
JONATHAN QUICK	LOS ANGELES	72	4184	6	36	22	13
CAM TALBOT	NY RANGERS	36	2095	5	21	9	4
BRIAN ELLIOTT	ST. LOUIS	46	2546	5	26	14	3
HENRIK LUNDQVIST	NY RANGERS	46	2743	5	30	13	3
ONDREJ PAVELEC	WINNIPEG	50	2838	5	22	16	8
SEMYON VARLAMOV	COLORADO	57	3307	5	28	20	8
ANTTI NIEMI	SAN JOSE	61	3588	5	31	23	7
KARI LEHTONEN	DALLAS	65	3698	5	34	17	10
CORY SCHNEIDER	NEW JERSEY	69	3924	5	26	31	9

2015 STANLEY CUP PLAYOFF RESULTS

CONFERENCE QUARTERFINALS

EASTERN CONFERENCE

CANADIENS	4	SENATORS	2
LIGHTNING	4	RED WINGS	3
RANGERS	4	PENGUINS	1
CAPITALS	4	ISLANDERS	3

WESTERN CONFERENCE

WILD	4	BLUES	2
BLACKHAWKS	4	PREDATORS	2
DUCKS	4	JETS	0
FLAMES	4	CANUCKS	2

CONFERENCE SEMIFINALS

EASTERN CONFERENCE

LIGHTNING	4	CANADIENS	2
RANGERS	4	CAPITALS	3

WESTERN CONFERENCE

BLACKHAWKS	4	WILD	0
DUCKS	4	FLAMES	1

CONFERENCE FINALS

EASTERN CONFERENCE			
LIGHTNING	4	RANGERS	3

WESTERN CONFERENCE			
BLACKHAWKS	4	DUCKS	3

STANLEY CUP FINAL

BLACKHAWKS	4	LIGHTNING	2
------------	---	-----------	---

2014-15 NHL AWARD WINNERS

HART MEMORIAL TROPHY

(Most valuable player-regular season)
Casey Price, Montreal Canadiens

JAMES NORRIS MEMORIAL TROPHY

(Best defenseman)
Erik Karlsson, Ottawa Senators

VEZINA TROPHY

(Best goaltender)
Casey Price, Montreal Canadiens

FRANK J. SELKE TROPHY

(Best defensive forward)
Patrice Bergeron, Boston Bruins

CALDER MEMORIAL TROPHY

(Rookie of the year)
Aaron Ekblad, Florida Panthers

JACK ADAMS AWARD

(Coach of the year)
Bob Hartley, Calgary Flames

ART ROSS TROPHY

(Regular season scoring title)
Jamie Benn, Dallas Stars

MAURICE "ROCKET" RICHARD TROPHY

(Leading goal scorer-regular season)
Alexander Ovechkin, Washington Capitals

WILLIAM M. JENNINGS TROPHY

(Lowest goals-against average- team)
Corey Crawford, Chicago Blackhawks
Casey Price, Montreal Canadiens

BILL MASTERTON MEMORIAL TROPHY

(Perseverance, sportsmanship and dedication to hockey)
Devan Dubnyk, Minnesota Wild

KING CLANCY MEMORIAL TROPHY

(Leadership qualities on and off the ice, humanitarian)
Henrik Zetterberg, Detroit Red Wings

LADY BYNG MEMORIAL TROPHY

(Best sportsmanlike and gentlemanly conduct)
Jiri Hudler, Calgary Flames

TED LINDSAY AWARD

(Most outstanding player as voted by fellow NHLPA members)
Casey Price, Montreal Canadiens

CONN SMYTHE TROPHY

(Most valuable player- playoffs)
Duncan Keith, Chicago Blackhawks

2014-15 NHL FIRST ALL-STAR TEAM

Pos.	Player	Team
G	Casey Price	Montreal Canadiens
D	Erik Karlsson	Ottawa Senators
D	P.K. Subban	Montreal Canadiens
C	John Tavares	New York Islanders
RW	Jakub Voracek	Philadelphia Flyers
LW	Alex Ovechkin	Washington Capitals

2014-15 NHL SECOND ALL-STAR TEAM

Pos.	Player	Team
G	Devan Dubnyk	Minnesota Wild
D	Drew Doughty	Los Angeles Kings
D	Shea Weber	Nashville Predators
C	Sidney Crosby	Pittsburgh Penguins
RW	Vladimir Tarasenko	St. Louis Blues
LW	Jamie Benn	Dallas Stars

2014-15 NHL ALL-ROOKIE TEAM

Pos.	Player	Team
G	Jake Allen	St. Louis Blues
D	Aaron Ekblad	Florida Panthers
D	John Klingberg	Dallas Stars
F	Filip Forsberg	Nashville Predators
F	Johnny Gaudreau	Calgary Flames
F	Mark Stone	Ottawa Senators

2014-15 FLYERS

FINAL REGULAR SEASON SCORING

#	POS	PLAYER	GP	G	A	P	+/-	PIM	PP	SH	GW	S	S%
93	R	JAKUB VORACEK	82	22	59	81	1	78	11	0	3	221	10.0
28	C	CLAUDE GIROUX	81	25	48	73	-3	36	14	0	4	279	9.0
32	D	MARK STREIT	81	9	43	52	-8	36	4	0	0	144	6.3
17	R	WAYNE SIMMONDS	75	28	22	50	-5	66	14	0	6	188	14.9
10	C	BRAYDEN SCHENN	82	18	29	47	-5	34	7	0	6	156	11.5
14	C	SEAN COUTURIER	82	15	22	37	4	28	1	1	0	148	10.1
15	D	MICHAEL DELZOTTO	64	10	22	32	-5	34	1	1	4	119	8.4
24	R	MATT READ	80	8	22	30	-4	14	2	0	2	142	5.6
12	L	MICHAEL RAFFL	67	21	7	28	6	34	2	1	2	134	15.7
40	C	VINCENT LECAVALIER	57	8	12	20	-7	36	1	0	0	103	7.8
55	D	NICK SCHULTZ	80	2	13	15	2	47	0	0	1	69	2.9
20	C	R.J. UMBERGER	67	9	6	15	-9	19	2	0	0	96	9.4
76	C	CHRIS VANDEVELDE	72	9	6	15	-6	28	0	0	0	70	12.9
8	D	NICKLAS GROSSMANN	68	5	9	14	8	32	0	0	0	43	11.6
22	D	LUKE SCHENN	58	3	11	14	-2	18	0	0	0	67	4.5
25	C	RYAN WHITE	34	6	6	12	4	30	0	0	1	45	13.3
47	D	ANDREW MACDONALD	58	2	10	12	-5	41	1	0	0	62	3.2
78	L	PIERRE-EDOUARD BELLEMARE	81	6	6	12	-3	18	0	0	1	113	5.3
5	D	BRAYDON COBURN	39	1	8	9	-1	16	0	0	0	45	2.2
26	D	CARLO COLAIACOVO	33	2	6	8	0	10	0	0	0	42	4.8
36	C	ZAC RINALDO	58	1	5	6	-9	102	0	0	0	45	2.2
49	C	SCOTT LAUGHTON	31	2	4	6	-1	17	0	0	0	51	3.9
23	D	BRANDON MANNING	11	0	3	3	3	7	0	0	0	10	0.0
51	R	PETR STRAKA	3	0	2	2	1	0	0	0	0	2	0.0
41	C	BLAIR JONES	4	0	0	0	-4	2	0	0	0	0	0.0
38	D	OLIVER LAURIDSEN	1	0	0	0	-1	10	0	0	0	2	0.0
39	D	MARK ALT	1	0	0	0	-1	0	0	0	0	0	0.0
42	R	JASON AKESON	13	0	0	0	-1	8	0	0	0	9	0.0
52	C	NICK COUSINS	11	0	0	0	1	2	0	0	0	6	0.0
53	D	SHAYNE GOSTISBEHERE	2	0	0	0	-2	0	0	0	0	2	0.0

#	GOALTENDER	GP	GS	W	L	OT	SA	GA	GAA	SV	SV%	SO	G	A	PIM	TOI
35	STEVE MASON	51	48	18	18	11	1490	108	2.25	1382	0.928	3	0	3	2	2,885:23
29	RAY EMERY	31	25	10	11	7	758	80	3.06	678	0.894	0	0	0	4	1,569:31
72	ROB ZEPP	10	9	5	2	0	223	25	2.89	198	0.888	0	0	0	0	519:01

2014-15 PHILADELPHIA FLYERS

GAME-BY-GAME RESULTS: OVERALL

NO.	DATE	OPP	GF	GA	W	L	OT	PTS	RECORD	PHL SCORERS	GW GOAL	GW GOALIE	ATTEND
1	10/8/14	@ BOS	1	2	0	1	0	0	0-1-0	14	C. KELLY	RASK	17,565
2	10/9/14	vs. NJD	4	6	0	2	0	0	0-2-0	28p, 17, 17p, 40	D.ZUBRUS	SCHNEIDER	19,801
3	10/11/14	vs. MTL	3	4	0	2	1	1	0-2-1	12, 17, 17p	PARENTEAU**	PRICE	19,745
4	10/14/14	vs. ANA	3	4	0	2	2	2	0-2-2	32p, 17p, 93	KARLSSON**	ANDERSEN	19,589
5	10/18/14	@ DAL	6	5	1	2	2	4	1-2-2	14, 10, 47p, 93, 12, 28*	GIROUX*	EMERY	18,532
6	10/21/14	@ CHI	0	4	1	3	2	4	1-3-2	--	SAAD	RAANTA	21,162
7	10/22/14	@ PIT	5	3	2	3	2	6	2-3-2	32, 78, 18, 24, 14en	READ	EMERY	18,661
8	10/25/14	vs. DET	4	2	3	3	2	8	3-3-2	8, 12, 10p, 12en	B. SCHENN	EMERY	19,867
9	10/28/14	vs. LAK	3	2	4	3	2	10	4-3-2	12, 76, 10*	B.SCHENN*	EMERY	19,873
10	10/30/14	@ TBL	3	4	4	4	2	10	4-4-2	17, 93, 12	STAMKOS	BISHOP	18,642
11	11/1/14	@ FLA	1	2	4	5	2	10	4-5-2	40	EKBLAD	LUONGO	9,774
12	11/4/14	vs. EDM	4	1	5	5	2	12	5-5-2	93, 93, 78, 22	VORACEK	MASON	19,566
13	11/6/14	vs. FLA	4	1	6	5	2	14	6-5-2	14, 15, 78, 93	DEL ZOTTO	MASON	19,777
14	11/8/14	vs. COL	4	3	7	5	2	16	7-5-2	28p, 17p, 10, 28p	GIROUX	MASON	19,792
15	11/14/14	vs. CBJ	3	4	7	6	2	16	7-6-2	28p, 93p, 15	WISNIEWSKI	MCLENNINNEY	19,789
16	11/15/14	@ MTL	3	6	7	7	2	16	7-7-2	10, 10, 24p	PARENTEAU	PRICE	21,287
17	11/19/14	@ NYR	0	2	7	8	2	16	7-8-2	--	KLEIN	TALBOT	18,006
18	11/20/14	vs. MIN	2	3	7	9	2	16	7-9-2	32, 28p	ZUCKER	KJEMPER	19,919
19	11/22/14	vs. CBJ	4	2	8	9	2	18	8-9-2	10, 32, 17p, 5	SIMMONDS	MASON	19,846
20	11/24/14	@ NYI	0	1	8	9	3	19	8-9-3	--	F. NIELSEN**	HALAK	12,409
21	11/26/14	@ DET	2	5	8	10	3	19	8-10-3	28, 93p	DATSYUK	HOWARD	20,027
22	11/28/14	vs. NYR	0	3	8	11	3	19	8-11-3	--	D. BOYLE	TALBOT	19,969
23	11/29/14	@ NYR	2	5	8	12	3	19	8-12-3	8, 93p	BRASSARD	LUNDQVIST	18,006
24	12/2/14	@ SJS	1	2	8	13	3	19	8-13-3	14p	NIETO	NIEMI	17,159
25	12/3/14	@ ANA	4	5	8	13	4	20	8-13-4	12, 17, 18p, 17	PERRY**	ANDERSEN	15,691
26	12/6/14	@ LAK	2	1	9	13	4	22	9-13-4	28, 17	SIMMONDS	MASON	18,230
27	12/9/14	@ CBJ	2	3	9	13	5	23	9-13-5	10p, 10	CONNAULTON	BOBROVSKY	14,196
28	12/11/14	vs. NJD	4	1	10	13	5	25	10-13-5	14s, 24, 17p, 93en	READ	EMERY	19,572
29	12/13/14	vs. CAR	5	1	11	13	5	27	11-13-5	14, 17, 93p, 49, 12	SIMMONDS	MASON	19,609
30	12/16/14	vs. TBL	1	3	11	14	5	27	11-14-5	17p	T. JOHNSON	VASILENSKIY	19,576
31	12/18/14	vs. FLA	1	2	11	14	6	28	11-14-6	93	D. BOLLAND*	LUONGO	19,582
32	12/20/14	@ TOR	7	4	12	14	6	30	12-14-6	18, 14, 28, 8, 28, 49, 12	GIROUX	EMERY	19,343
33	12/21/14	@ WIN	4	3	13	14	6	32	13-14-6	93, 40, 40, 93	VORACEK*	ZEPP	15,016
34	12/23/14	@ MIN	5	2	14	14	6	34	14-14-6	14, 28, 17, 40, 12en	SIMMONDS	EMERY	19,020
35	12/27/14	@ NSH	4	4	14	15	6	34	14-15-6	28	M. FISHER	RINNE	17,315
36	12/29/14	@ PHX	2	4	14	16	6	34	14-16-6	18, 18	EKMAN-LARSSON	DUBNYK	16,521
37	12/31/14	@ COL	3	4	14	16	7	35	14-16-7	93p, 40, 28p	O'REILLY*	VARLAMOV	18,007
38	1/2/15	@ CAR	1	2	14	17	7	35	14-17-7	76	E. STAAL	WARD	12,682
39	1/3/15	@ NJD	2	5	14	18	7	35	14-18-7	47, 40p	JAGR	SCHNEIDER	15,066
40	1/6/15	vs. OTT	2	1	15	18	7	37	15-18-7	17p, 17	SIMMONDS**	MASON	19,571
41	1/8/15	vs. WSH	3	2	16	18	7	39	16-18-7	14, 18, 93*	VORACEK*	MASON	19,703
42	1/10/15	vs. BOS	3	3	16	19	7	39	16-19-7	28p	PASTRNAK	RASK	19,907
43	1/12/15	vs. TBL	7	3	17	19	7	41	17-19-7	76, 18, 93p, 78, 32p, 10p, 12	BELLEMARE	ZEPP	19,598
44	1/14/15	@ WSH	0	1	17	20	7	41	17-20-7	--	CHIMERA	HOLTBY	18,506
45	1/15/15	vs. VAN	0	4	17	21	7	41	17-21-7	--	N.BONINO	MILLER	19,571
46	1/17/15	@ BUF	4	3	18	21	7	43	18-21-7	18p, 32p, 76, 12	M.RAFFL	ZEPP	19,070
47	1/19/15	@ NYI	4	7	18	22	7	43	18-22-7	32p, 15, 28, 76	J.TAVARES	HALAK	16,170
48	1/20/15	vs. PIT	3	2	19	22	7	45	19-22-7	22, 76, 28p	C.GIROUX*	EMERY	19,982
49	1/27/15	vs. ARI	4	3	20	22	7	47	20-22-7	17p, 18, 15	W.SIMMONDS**	MASON	19,581
50	1/29/15	vs. WPG	5	2	21	22	7	49	21-22-7	76, 17p, 55, 10, 14	N.SCHULTZ	MASON	19,673
51	1/31/15	vs. TOR	1	0	22	22	7	51	22-22-7	15	M.DEL ZOTTO	MASON	19,872
52	2/5/15	vs. NYI	2	3	22	22	8	52	22-22-8	55, 76	C.CLUTTERBUCK*	HALAK	19,042
53	2/8/15	@ WSH	3	1	23	22	9	54	23-22-8	32, 17, 93p	W.SIMMONDS	EMERY	18,506
54	2/10/15	@ MTL	1	2	23	22	9	55	23-22-9	24	D.DESHARNAIS	PRICE	21,287
55	2/13/15	@ CBJ	3	4	23	22	10	56	23-22-10	17, 14, 17p	A.ANISIMOV*	MCLENNINNEY	16,403
56	2/15/15	@ BUF	2	1	24	22	10	58	24-22-10	24, 25	R. WHITE	EMERY	18,759
57	2/17/15	vs. CBJ	2	5	24	23	10	58	24-23-10	17, 15	M.CALVERT	MCLENNINNEY	19,082
58	2/19/15	vs. BUF	2	3	24	23	11	59	24-23-11	25, 93p	B.FLYNN**	NEUVIRTH	19,472
59	2/21/15	vs. NSH	3	2	25	23	11	61	25-23-11	17, 25	J. VORACEK**	ZEPP	19,680
60	2/22/15	vs. WSH	3	2	26	23	11	63	26-23-11	28p, 17p, 15	M.DEL ZOTTO	ZEPP	19,703
61	2/24/15	@ CAR	1	4	26	24	11	63	26-24-11	8	J.SKINNER	WARD	11,024
62	2/26/15	@ TOR	2	3	26	25	11	63	26-25-11	28p, 10p	D.PHANEUF	BERNIER	18,892
63	2/28/15	vs. NYR	4	2	27	25	11	65	27-25-11	24, 12, 15s, 17	M.DEL ZOTTO	MASON	19,979
64	3/3/15	vs. TOR	2	3	27	25	12	66	27-25-12	14, 32	J. HUDLER*	RAMO	19,513
65	3/5/15	vs. STL	3	1	28	25	12	68	28-25-12	15, 17, 12	W. SIMMONDS	MASON	12,531
66	3/7/15	@ BOS	2	3	28	25	13	69	28-25-13	93p, 76	B. MARCHANT*	RASK	17,565
67	3/8/15	@ NJD	2	5	28	26	13	69	28-26-13	25, 12s	E. GELINAS	KINKAD	16,592
68	3/10/15	vs. DAL	1	2	28	27	13	69	28-27-13	22	V. FIDLER	LEHTONEN	18,723
69	3/12/15	@ STL	0	1	28	27	14	70	28-27-14	--	T. OSHIE**	ELLIOTT	19,600
70	3/14/15	vs. DET	7	2	29	27	14	72	29-27-14	17p, 8, 10p, 10, 78, 24p, 36	B. SCHENN	MASON	19,701
71	3/15/15	@ OTT	1	2	29	27	15	73	29-27-15	93	B. RYAN**	HAMMOND	17,730
72	3/17/15	@ VAN	1	4	29	28	15	73	29-28-15	12	A. BURROWS	LACK	18,870
73	3/19/15	@ CGY	1	4	29	29	15	73	29-29-15	28	T. BRODIE	RAMO	19,289
74	3/21/15	@ EDM	4	5	29	29	16	74	29-29-16	28, 28p, 25, 12	R. NUGENT*	SCRIVENS	18,839
75	3/25/15	vs. CHI	4	1	30	29	16	76	30-29-16	17, 25, 28, 12p	R. WHITE	MASON	19,631
76	3/28/15	vs. SJS	2	3	30	29	17	77	30-29-17	12, 28p	B. BURNS**	STALOCK	18,783
77	4/1/15	@ PIT	4	1	31	29	17	79	31-29-17	40, 10, 10p, 26	B. SCHENN	MASON	18,664
78	4/4/15	@ CAR	2	3	39	29	18	80	31-29-18	12p, 14	C. TERRY**	WARD	12,852
79	4/5/15	vs. PIT	4	1	32	29	18	82	32-29-18	93p, 10p, 25, 15p	B. SCHENN	MASON	18,435
80	4/7/15	vs. NYI	5	4	33	29	18	84	33-29-18	28p, 28, 78, 26, 10	B. SCHENN	MASON	17,927
81	4/9/15	vs. CAR	1	3	33	30	18	84	33-30-18	14	R. MURPHY	WARD	17,348
82	4/11/15	vs. OTT	1	3	33	31	18	84	33-31-18	24	J. PAGEAU	HAMMOND	17,027

* = Overtime, ** = Shoot Out, p = Power Play Goal, s = Shorthanded Goal, en = Empty Net, OT = Overtime Loss, SO = Shoot Out Loss

2014-15 PHILADELPHIA FLYERS

GAME-BY-GAME RESULTS: HOME

NO.	DATE	OPP	GF	GA	W	L	OT	PTS	RECORD	PHL SCORERS	GW GOAL	GW GOALIE	ATTEND
1	10/9/14	vs. NJD	4	6	0	2	0	0	0-2-0	28p, 17, 17p, 40	D.ZUBRUS	SCHNEIDER	19,801
2	10/11/14	vs. MTL	3	4	0	2	1	1	0-2-1	12, 17, 17p	PARENTEAU**	PRICE	19,745
3	10/14/14	vs. ANA	3	4	0	2	2	2	0-2-2	32p, 17p, 93	KARLSSON**	ANDERSEN	19,589
4	10/25/14	vs. DET	4	2	3	3	2	8	3-3-2	8, 12, 10p, 12en	B. SCHENN	EMERY	19,867
5	10/28/14	vs. LAK	3	2	4	3	2	10	4-3-2	12, 76, 10*	B.SCHENN*	EMERY	19,873
6	11/4/14	vs. EDM	4	1	5	5	2	12	5-5-2	93, 93, 78, 22	VORACEK	MASON	19,566
7	11/6/14	vs. FLA	4	1	6	5	2	14	6-5-2	14, 15, 78, 93	DEL ZOTTO	MASON	19,777
8	11/8/14	vs. COL	4	3	7	5	2	16	7-5-2	28p, 17p, 10, 28p	GIROUX	MASON	19,792
9	11/14/14	vs. CBJ	3	4	7	6	2	16	7-6-2	28p, 93p, 15	WISNIEWSKI	MCELHINNEY	19,789
10	11/20/14	vs. MIN	2	3	7	9	2	16	7-9-2	32, 28p	ZUCKER	KUEMPER	19,919
11	11/22/14	vs. CBJ	4	2	8	9	2	18	8-9-2	10, 32, 17p, 5	SIMMONDS	MASON	19,846
12	11/28/14	vs. NYR	0	3	8	11	3	19	8-11-3	--	D. BOYLE	TALBOT	19,969
13	12/11/14	vs. NJD	4	1	10	13	5	25	10-13-5	14s, 24, 17p, 93en	READ	EMERY	19,572
14	12/13/14	vs. CAR	5	1	11	13	5	27	11-13-5	14, 17, 93p, 49, 12	SIMMONDS	MASON	19,609
15	12/16/14	vs. TBL	1	3	11	14	5	27	11-14-5	17p	T. JOHNSON	VASILENSKIY	19,576
16	12/18/14	vs. FLA	1	2	11	14	6	28	11-14-6	93	D. BOLLAND*	LUONGO	19,582
17	1/6/15	vs. OTT	2	1	15	18	7	37	15-18-7	17p, 17	SIMMONDS**	MASON	19,571
18	1/8/15	vs. WSH	3	2	16	18	7	39	16-18-7	14, 18, 93*	VORACEK*	MASON	19,703
19	1/10/15	vs. BOS	1	3	16	19	7	39	16-19-7	28p	PASTRNAK	RASK	19,907
20	1/12/15	vs. TBL	7	3	17	19	7	41	17-19-7	76, 18, 93p, 78, 32p, 10p, 12	BELLEMARE	ZEPP	19,598
21	1/15/15	vs. VAN	0	4	17	21	7	41	17-21-7	--	N.BONINO	MILLER	19,571
22	1/20/15	vs. PIT	3	2	19	22	7	45	19-22-7	22, 76, 28p	C.GIROUX*	EMERY	19,982
23	1/27/15	vs. ARI	4	3	20	22	7	47	20-22-7	17p, 18, 15	W.SIMMONDS**	MASON	19,581
24	1/29/15	vs. WPG	5	2	21	22	7	49	21-22-7	76, 17p, 55, 10, 14	N.SCHULTZ	MASON	19,673
25	1/31/15	vs. TOR	1	0	22	22	7	51	22-22-7	15	M.DEL ZOTTO	MASON	19,872
26	2/5/15	vs. NYI	2	3	22	22	8	52	22-22-8	55, 76	C.CLUTTERBUCK*	HALAK	19,042
27	2/17/15	vs. CBJ	2	5	24	23	10	58	24-23-10	17, 15	M.CALVERT	MCELHINNEY	19,082
28	2/19/15	vs. BUF	2	3	24	23	11	59	24-23-11	25, 93p	B.FLYNN**	NEUVIRTH	19,472
29	2/21/15	vs. NSH	3	2	25	23	11	61	25-23-11	17, 25	J. VORACEK**	ZEPP	19,680
30	2/22/15	vs. WSH	3	2	26	23	11	63	26-23-11	28p, 17p, 15	M.DEL ZOTTO	ZEPP	19,703
31	2/28/15	vs. NYR	4	2	27	25	11	65	27-25-11	24, 12, 15s, 17	M.DEL ZOTTO	MASON	19,979
32	3/3/15	vs. TOR	2	3	27	25	12	66	27-25-12	14, 32	J. HUDLER*	RAMO	19,513
33	3/5/15	vs. STL	3	1	28	25	12	68	28-25-12	15, 17, 12	W. SIMMONDS	MASON	12,531
34	3/10/15	vs. DAL	1	2	28	27	13	69	28-27-13	22	V. FIDDLER	LEHTONEN	18,723
35	3/14/15	vs. DET	7	2	29	27	14	72	29-27-14	17p, 8, 10p, 10, 78, 24p, 36	B. SCHENN	MASON	19,701
36	3/25/15	vs. CHI	4	1	30	29	16	76	30-29-16	17, 25, 28, 12p	R. WHITE	MASON	19,831
37	3/28/15	vs. SJS	2	3	30	29	17	77	30-29-17	12, 28p	B. BURNS**	STALOCK	18,783
38	4/5/15	vs. PIT	4	1	32	29	18	82	32-29-18	93p, 10p, 25, 15p	B. SCHENN	MASON	18,435
39	4/7/15	vs. NYI	5	4	33	29	18	84	33-29-18	28p, 28, 78, 26, 10	B. SCHENN	MASON	17,927
40	4/9/15	vs. CAR	1	3	33	30	18	84	33-30-18	14	R. MURPHY	WARD	17,348
41	4/11/15	vs. OTT	1	3	33	31	18	84	33-31-18	24	J. PAGEAU	HAMMOND	17,027

* = Overtime, ** = Shoot Out, p = Power Play Goal, s = Shorthanded Goal, en = Empty Net, OT = Overtime Loss, SO = Shoot Out Loss

2014-15 PHILADELPHIA FLYERS

GAME-BY-GAME RESULTS: AWAY

NO.	DATE	OPP	GF	GA	W	L	OT	PTS	RECORD	PHL SCORERS	GW GOAL	GW GOALIE	ATTEND
1	10/5/13	@ MTL	1	4	0	1	0	0	0-1-0	40p	ELLER	PRICE	21,273
2	10/6/13	@ CAR	1	2	0	2	0	0	0-2-0	22	DVORAK	KHUTOBIN	16,088
3	10/12/13	@ DET	2	5	0	3	0	0	0-3-0	26, 15	DATSYUK	HOWARD	20,066
4	10/26/12	@ NYI	5	2	1	3	0	2	1-3-0	40p, 93, 40, 40, 24	LECAVALIER	MASON	13,620
5	11/2/13	@ NJD	1	0	2	3	0	4	2-3-0	10	B. SCHENN	EMERY	13,705
6	11/5/13	@ CAR	1	2	2	3	1	5	2-3-1	19p	MALHOTRA*	PETERS	15,519
7	11/12/13	@ OTT	5	0	3	3	1	7	3-3-1	24, 93, 93p, 40, 10p	READ	MASON	16,398
8	11/13/13	@ PIT	2	1	4	3	1	9	4-3-1	10, 10p	B. SCHENN	EMERY	18,656
9	11/15/13	@ WPG	2	3	4	3	2	10	4-3-2	19, 17p	B. LITTLE**	PAVELEC	15,004
10	11/25/13	@ FLA	1	3	4	4	2	10	4-4-2	17p	BERGENHEIM	THOMAS	14,299
11	11/27/13	@ TBL	2	4	4	5	2	10	4-5-2	40p, 32	T. JOHNSON	LINDBACK	18,427
12	11/30/13	@ NSH	3	2	5	5	2	12	5-5-2	28, 14	LECAVALIER**	MASON	17,136
13	12/2/13	@ MIN	0	2	5	6	2	12	5-6-2	--	C.COYLE	HARDING	17,676
14	12/4/13	@ DET	6	3	6	6	2	14	6-6-2	9p, 24, 28p, 14, 19p, 14	COUTURIER	MASON	20,066
15	12/7/13	@ DAL	1	5	6	7	2	14	6-7-2	41	C. EAKIN	ELLIS	8,567
16	12/9/13	@ OTT	4	5	6	7	3	15	6-7-3	12, 93p, 22, 44	SPEZZA	ANDERSON	15,786
17	12/11/13	@ CHI	2	7	6	8	3	15	6-8-3	93p, 9p	SHARP	RAANTA	21,144
18	12/15/13	@ WSH	4	5	6	8	4	16	6-8-4	28, 32, 14, 93	BACKSTROM	GRUBAUER	18,506
19	12/21/13	@ CBJ	3	6	6	9	4	16	16-9-4	17, 14, 17	JENNER	MCLEHINNEY	14,090
20	12/28/13	@ EDM	4	3	7	9	4	18	7-9-4	17p, 17p, 19	RAFFL**	MASON	16,839
21	12/30/13	@ VAN	4	3	8	9	4	20	8-9-4	32, 28, 10	LECAVALIER**	MASON	18,910
22	12/31/13	@ CGY	4	1	9	9	4	22	9-9-4	32, 10, 19, 5	B. SCHENN	EMERY	19,289
23	1/2/14	@ COL	1	2	9	10	4	22	9-10-4	17	R. O'REILLY	VARLAMOV	16,793
24	1/4/14	@ PHX	5	3	10	10	4	24	10-10-4	19, 10, 17p, 93, 28	VORACEK	MASON	14,875
25	1/7/14	@ NJD	3	2	11	10	4	26	11-10-4	28pp, 19, 10	B. SCHENN	EMERY	14,521
26	1/12/14	@ NYR	1	4	11	11	4	26	11-11-4	6	R. NASH	LUNDQVIST	18,006
27	1/14/14	@ BUF	4	3	12	11	4	28	12-11-4	93pp, 10, 19pp, 40	LECAVALIER	MASON	18,667
28	1/20/14	@ NYI	3	4	12	11	5	29	12-11-5	24s, 17, 24	K. OKPOSO**	A. NILSSON	16,048
29	1/23/14	@ CBJ	2	5	12	12	5	29	12-13-5	10, 40p	M. CALVERT	S. BOBROVSKY	15,571
30	1/30/14	@ ANA	3	5	12	13	5	29	12-13-5	40p, 24, 12	D. WINNIK(s)	ANDERSEN	16,007
31	2/1/14	@ LAK	2	0	13	13	5	31	13-13-5	17, 28p	SIMMONDS	MASON	18,118
32	2/3/14	@ SJS	5	2	14	13	5	33	14-13-5	32p, 24, 12, 28, 93	RAFFL	MASON	17,562
33	3/2/14	@ WSH	5	4	15	13	5	35	15-13-5	28p, 18s, 93p, 28, 40	LECAVALIER*	MASON	18,506
34	3/8/14	@ TOR	3	4	15	13	6	36	15-13-6	44, 44, 5	J. LUPUL*	BERNIER	19,583
35	3/16/14	@ PIT	4	3	16	13	6	38	16-13-6	10, 17p, 17p, 24s	READ	MASON	18,647
36	3/26/14	@ NYR	1	3	16	14	6	38	16-14-6	93	R. MCDONAGH	LUNDQVIST	18,006
37	4/1/14	@ STL	0	1**	16	14	7	39	16-14-7	--	T. OSHIE**	MILLER	18,647
38	4/5/14	@ BOS	2	5	16	15	7	39	16-15-7	17p, 37	J. BOYCHUK	RASK	17,565
39	4/8/14	@ FLA	5	2	17	15	7	41	17-15-7	40, 28, 28, 14, 15	GIROUX	MASON	12,487
40	4/10/14	@ TBL	2	4	17	16	7	41	17-16-7	17, 14	E. BREWER	LINDBACK	19,204
41	4/12/14	@ PIT	4	3	18	16	7	43	18-16-7	93p, 93, 28, 32*	STREIT*	EMERY	18,673

* = Overtime, ** = Shoot Out, p = Power Play Goal, s = Shorthanded Goal, en = Empty Net, OT = Overtime Loss, SO = Shoot Out Loss

FLYERS VS. ANAHEIM DUCKS

2014 -15 RESULTS: WON - 0; LOST - 0; OTL - 2

DATE	GAME NO.		FLYERS GOALSCORERS	GOALTENDERS	WINNING GOAL
10-14-14**	4	ANAHEIM 4 AT FLYERS 3	32P, 17P, 93	ANDERSEN(W)/MASON(L)	KARLSSON**
12-3-14**	25	FLYERS 4 AT ANAHEIM 5	12, 17, 18P, 17	MASON(L)/ANDERSEN(W)	PERRY**

	GP	W	L	OT	PTS	GF	GA	SO	PPG	SHG	PIM
FLYERS	2	0	0	2	2	7	7	0	3	0	16
ANAHEIM	2	2	0	0	4	7	7	0	1	0	14

GOALS BY PERIOD:	1ST	2ND	3RD	OT	TOTAL	SHOTS BY PERIOD:	1ST	2ND	3RD	OT	TOTAL
FLYERS	0	5	2	0	7	FLYERS	15	28	24	10	77
ANAHEIM	2	4	1	0	7	ANAHEIM	19	25	13	4	61

INDIVIDUAL SCORING:

FLYERS	GP	G	A	TP	+/-	PIM	PP	SH	BOSTON	GP	G	A	TP	+/-	PIM	PP	SH
WAYNE SIMMONDS	2	3	1	4	0	2	1	0	RYAN GETZLAF	2	1	2	3	2	0	0	0
CLAUDE GIROUX	2	0	3	3	2	0	0	0	COREY PERRY	2	0	3	3	2	4	0	0
MARK STREIT	2	1	1	2	1	2	1	0	CAM FOWLER	2	1	1	2	0	0	0	0
JAKUB VORACEK	2	1	1	2	2	0	0	0	PATRICK MAROON	1	1	1	2	0	0	1	0
BRAYDEN SCHENN	2	0	2	2	0	0	0	0	HAMPUS LINDHOLM	2	0	2	2	3	2	0	0
MICHAEL RAFFL	2	1	0	1	1	0	0	0	MATT BELESKEY	2	1	0	1	2	0	0	0
R.J. UMBERGER	2	1	0	1	-2	0	1	0	TIM JACKMAN	2	1	0	1	2	0	0	1
SEAN COUTURIER	2	0	1	1	-2	0	0	0	DEVANTE SMITH-PELLY	2	1	0	1	-1	0	0	0
ANDREW MACDONALD	2	0	1	1	-2	6	0	0	SAMI VATANEN	2	1	0	1	0	0	0	0
NICK SCHULTZ	2	0	1	1	-2	2	0	0	JAKOB SILFVERBERG	2	0	1	1	2	2	0	0
MICHAEL DEL ZOTTO	1	0	1	1	0	0	0	0	NATE THOMPSON	2	0	1	1	0	0	0	0
SCOTT LAUGHTON	1	0	1	1	0	0	0	0	FRANCOIS BEAUCHEMIN	1	0	1	1	1	0	0	0
PIERRE-EDOUARD BELLEMARE	2	0	0	0	0	0	0	0	ANDREW COGLIANO	2	0	0	0	-1	2	0	0
NICKLAS GROSSMANN	2	0	0	0	0	0	0	0	RYAN KESLER	2	0	0	0	-2	0	0	0
MATT READ	2	0	0	0	-1	0	0	0	CLAYTON STONER	2	0	0	0	1	0	0	0
ZAC RINALDO	2	0	0	0	-1	2	0	0	RENE BOURQUE	1	0	0	0	-1	2	0	0
LUKE SCHENN	2	0	0	0	-3	0	0	0	MAT CLARK	1	0	0	0	1	2	0	0
JASON AKESON	1	0	0	0	0	0	0	0	EMERSON ETEM	1	0	0	0	1	0	0	0
BRAYDON COBURN	1	0	0	0	0	0	0	0	WILLIAM KARLSSON	1	0	0	0	1	0	0	0
BLAIR JONES	1	0	0	0	-1	0	0	0	BEN LOVEJOY	1	0	0	0	0	0	0	0
CHRIS VANDEVELDE	1	0	0	0	0	2	0	0	JOSH MANSON	1	0	0	0	-2	0	0	0
									KYLE PALMIERI	1	0	0	0	-2	0	0	0
									RICKARD RAKELL	1	0	0	0	0	0	0	0

GOALTENDING RECORD:

FLYERS	GP	MIN	GA	AVG	EN	SO	W	L	OT	SHOTS	SAVE%
STEVE MASON	2	128	7	3.28	0	0	0	0	2	61	.885
TEAM TOTALS	2	128	7	3.28	0	0	0	0	2	61	.885

ANAHEIM	GP	MIN	GA	AVG	EN	SO	W	L	OT	SHOTS	SAVE%
FREDERIK ANDERSEN	2	130	7	3.23	0	0	2	0	0	77	.909
TEAM TOTALS	2	130	7	3.23	0	0	2	0	0	77	.909

POWER PLAY:

FLYERS	3	FOR	6	50.0%	ANAHEIM	1	FOR	7	14.3%
HOME	2	FOR	4	50.0%	HOME	0	FOR	2	0.0%
AWAY	1	FOR	2	50.0%	AWAY	1	FOR	5	20.0%

PENALTY KILLING

FLYERS	6	FOR	7	85.7%	ANAHEIM	3	FOR	6	50.0%
HOME	4	FOR	5	80.0%	HOME	1	FOR	2	50.0%
AWAY	2	FOR	2	100.0%	AWAY	2	FOR	4	50.0%

FLYERS VS. ARIZONA COYOTES

2014 – 15 RESULTS: WON – 1; LOST – 1; OTL – 0

DATE	GAME NO.	FLYERS	FLYERS GOALSCORERS	GOALTENDERS	WINNING GOAL
12-29-14	36	FLYERS 2 AT ARIZONA 4	18, 18	MASON(L)/DUBNYK(W)	EKMAN-LARSSON
1-27-15**	49	ARIZONA 3 AT FLYERS 4	17P, 18, 15, 17	EMERY,MASON(W)/SMITH(L)	SIMMONDS**

	GP	W	L	OT	PTS	GF	GA	SO	PPG	SHG	PIM
FLYERS	2	1	1	0	2	5	7	0	1	0	6
ARIZONA	2	1	0	1	3	7	5	0	1	0	8

GOALS BY PERIOD:	1ST	2ND	3RD	OT	TOTAL	SHOTS BY PERIOD:	1ST	2ND	3RD	OT	TOTAL
FLYERS	1	2	2	0	5	FLYERS	30	17	26	1	74
ARIZONA	3	2	2	0	7	ARIZONA	16	14	19	3	52

INDIVIDUAL SCORING:

FLYERS	GP	G	A	TP	+/-	PIM	PP	SH	ARIZONA	GP	G	A	TP	+/-	PIM	PP	SH
R.J. UMBERGER	2	3	0	3	1	2	0	0	ANTOINE VERMETTE	2	2	2	4	5	0	0	0
SEAN COUTURIER	2	0	3	3	1	0	0	0	SHANE DOAN	2	1	2	3	3	0	0	0
MARK STREIT	2	0	2	2	-2	0	0	0	MARTIN ERAT	2	1	2	3	2	0	0	0
WAYNE SIMMONDS	2	1	0	1	-1	0	1	0	OLIVER EKMAN-LARSSON	2	1	1	2	5	2	1	0
MICHAEL DEL ZOTTO	1	1	0	1	-1	0	0	0	MIKKEL BOEDKER	1	0	2	2	1	0	0	0
PIERRE-EDOUARD BELLEMARE	2	0	1	1	0	0	0	0	CONNOR MURPHY	2	1	0	1	0	0	0	0
CLAUDE GIROUX	2	0	1	1	-3	0	0	0	TOBIAS RIEDER	2	1	0	1	1	0	0	0
ANDREW MACDONALD	2	0	1	1	0	0	0	0	MARTIN HANZAL	2	0	1	1	0	0	0	0
MATT READ	2	0	1	1	1	0	0	0	LAURI KORPIKOSKI	2	0	1	1	-1	0	0	0
JAKUB VORACEK	2	0	1	1	-2	0	0	0	ZBYNEK MICHALEK	2	0	1	1	5	0	0	0
VINCENT LECAVALIER	2	0	0	0	-1	0	0	0	KEITH YANDLE	2	0	1	1	-3	0	0	0
BRAYDEN SCHENN	2	0	0	0	0	0	0	0	ANDREW CAMPBELL	1	0	1	1	1	0	0	0
LUKE SCHENN	2	0	0	0	0	0	0	0	KYLE CHIPCHURA	2	0	0	0	0	0	0	0
NICK SCHULTZ	2	0	0	0	1	0	0	0	SAM GAGNER	2	0	0	0	0	0	0	0
CHRIS VANDEVELDE	2	0	0	0	-1	0	0	0	BRANDON MCMILLAN	2	0	0	0	-2	2	0	0
BRAYDON COBURN	1	0	0	0	0	0	0	0	DAVID MOSS	2	0	0	0	-1	2	0	0
CARLO COLAIACOVO	1	0	0	0	0	0	0	0	MICHAEL STONE	2	0	0	0	-3	2	0	0
NICKLAS GROSSMANN	1	0	0	0	-2	0	0	0	TYLER GAUDET	1	0	0	0	-1	0	0	0
SCOTT LAUGHTON	1	0	0	0	0	2	0	0	BRANDON GORMLEY	1	0	0	0	-1	0	0	0
MICHAEL RAFFL	1	0	0	0	-2	0	0	0	LUCAS LESSIO	1	0	0	0	-1	0	0	0
PETR STRAKA	1	0	0	0	0	0	0	0	JOE VITALE	1	0	0	0	0	0	0	0

GOALTENDING RECORD:

FLYERS	GP	MIN	GA	AVG	EN	SO	W	L	OT	SHOTS	SAVE %
STEVE MASON	2	118	4	2.04	1	0	1	1	0	47	.915
RAY EMERY	1	6	2	20.57	0	0	0	0	0	4	.500
TEAM TOTALS	2	124	6	2.90	1	0	1	1	0	51	.882

ARIZONA	GP	MIN	GA	AVG	EN	SO	W	L	OT	SHOTS	SAVE %
DEVAN DUBNYK	1	60	2	2.00	0	0	1	0	0	32	.938
MIKE SMITH	1	65	3	2.77	0	0	0	0	1	42	.929
TEAM TOTALS	2	125	5	2.40	0	0	1	0	1	74	.932

POWER PLAY:

FLYERS	1	FOR	4	25.0%	ARIZONA	1	FOR	3	33.3%
HOME	1	FOR	2	50.0%	HOME	1	FOR	2	50.0%
AWAY	0	FOR	2	25.0%	AWAY	0	FOR	1	0.0%

PENALTY KILLING

FLYERS	2	FOR	3	66.7%	ARIZONA	3	FOR	4	75.0%
HOME	1	FOR	1	100.0%	HOME	2	FOR	2	100.0%
AWAY	1	FOR	2	50.0%	AWAY	1	FOR	2	50.0%

FLYERS VS. BOSTON BRUINS

2014 – 15 RESULTS: WON – 0; LOST – 2; OTL – 1

DATE	GAME NO.	FLYERS	GOALSCORERS	GOALTENDERS	WINNING GOAL
10-8-14	1	FLYERS 1 AT BOSTON 2	14	MASON(L)/RASK(W)	C.KELLY
11-10-15	42	BOSTON 3 AT FLYERS 1	28P	RASK(W)/MASON,EMERY(L)	PASTRNAK
3-7-15*	66	FLYERS 2 AT BOSTON 3	93P, 76	MASON(OT)/RASK(W)	MARCHAND*

	GP	W	L	OT	PTS	GF	GA	SO	PPG	SHG	PIM
FLYERS	3	0	2	1	1	4	8	0	2	0	50
BOSTON	3	3	0	0	6	8	4	0	4	1	44

GOALS BY PERIOD:	1ST	2ND	3RD	OT	TOTAL	SHOTS BY PERIOD:	1ST	2ND	3RD	OT	TOTAL
FLYERS	0	1	3	0	4	FLYERS	25	22	27	2	76
BOSTON	3	0	4	1	8	BOSTON	34	20	28	6	88

INDIVIDUAL SCORING:

FLYERS	GP	G	A	TP	+/-	PIM	PP	SH	BOSTON	GP	G	A	TP	+/-	PIM	PP	SH
JAKUB VORACEK	3	1	2	3	-1	2	1	0	ZDENO CHARA	3	1	2	3	-2	2	1	0
CLAUDE GIROUX	3	1	1	2	-2	0	1	0	CHRIS KELLY	3	2	0	2	2	0	0	1
MARK STREIT	3	0	2	2	0	4	0	0	BRAD MARCHAND	3	2	0	2	0	2	1	0
SEAN COUTURIER	3	1	0	1	0	0	0	0	DAVID PASTRNAK	2	2	0	2	1	0	1	0
CHRIS VANDEVELDE	2	1	0	1	1	0	0	0	PATRICE BERGERON	3	0	2	2	0	2	0	0
MATT READ	3	0	1	1	0	0	0	0	LOUI ERIKSSON	3	0	2	2	2	2	0	0
BRAYDEN SCHENN	3	0	1	1	-1	0	0	0	DOUGIE HAMILTON	3	0	2	2	-1	0	0	0
NICK SCHULTZ	2	0	1	1	0	5	0	0	ADAM MCQUAID	3	0	2	2	2	23	0	0
PIERRE-EDOUARD BELLEMAIRE	3	0	0	0	1	0	0	0	CARL SODERBERG	3	0	2	2	0	0	0	0
MICHAEL DEL ZOTTO	3	0	0	0	-2	0	0	0	REILLY SMITH	3	1	0	1	-1	0	1	0
ANDREW MACDONALD	3	0	0	0	0	2	0	0	TOREY KRUG	3	0	1	1	2	0	0	0
MICHAEL RAFFL	3	0	0	0	0	0	0	0	RYAN SPOONER	2	0	1	1	1	0	0	0
LUKE SCHENN	3	0	0	0	-1	7	0	0	DAVID KREJCI	1	0	1	1	1	0	0	0
WAYNE SIMMONDS	3	0	0	0	-3	2	0	0	MAX TALBOT	1	0	1	1	0	0	0	0
R.J. UMBERGER	3	0	0	0	0	0	0	0	MILAN LUCIC	3	0	0	0	0	0	0	0
BRAYDON COBURN	2	0	0	0	0	0	0	0	DANIEL PAILLE	3	0	0	0	0	0	0	0
VINCENT LÉCAVALIER	2	0	0	0	0	2	0	0	DENNIS SEIDENBERG	3	0	0	0	2	2	0	0
ZAC RINALDO	2	0	0	0	0	4	0	0	GREGORY CAMPBELL	2	0	0	0	-1	2	0	0
JASON AKESON	1	0	0	0	0	0	0	0	CRAIG CUNNINGHAM	2	0	0	0	0	0	0	0
CARLO COLAIACOVO	1	0	0	0	0	0	0	0	KEVAN MILLER	2	0	0	0	0	0	0	0
NICKLAS GROSSMANN	1	0	0	0	0	0	0	0	MATT BARTKOWSKI	1	0	0	0	0	2	0	0
SCOTT LAUGHTON	1	0	0	0	-1	0	0	0	MATT FRASER	1	0	0	0	0	0	0	0
RYAN WHITE	1	0	0	0	0	4	0	0	BOBBY ROBINS	1	0	0	0	0	7	0	0

GOALTENDING RECORD:

FLYERS	GP	MIN	GA	AVG	EN	SO	W	L	OT	SHOTS	SAVE%
RAY EMERY	1	51	3	3.55	0	0	0	1	0	13	.769
STEVE MASON	3	130	5	2.31	0	0	0	1	1	75	.933
TEAM TOTALS	3	181	8	2.65	0	0	0	2	1	88	.909
BOSTON	GP	MIN	GA	AVG	EN	SO	W	L	OT	SHOTS	SAVE%
TUUKKA RASK	3	182	4	1.32	0	0	3	0	0	76	.947
TEAM TOTALS	3	182	4	1.32	0	0	3	0	0	76	.947

POWER PLAY:

FLYERS	2	FOR	11	18.2%	BOSTON	4	FOR	10	40.0%
HOME	1	FOR	6	16.7%	HOME	1	FOR	4	25.0%
AWAY	1	FOR	5	20.0%	AWAY	3	FOR	6	50.0%

PENALTY KILLING

FLYERS	6	FOR	10	60.0%	BOSTON	9	FOR	11	81.8%
HOME	3	FOR	6	50.0%	HOME	4	FOR	5	80.0%
AWAY	3	FOR	4	75.0%	AWAY	5	FOR	6	83.3%

FLYERS VS. BUFFALO SABRES

2014-15 RESULTS: WON - 2; LOST - 0; OTL - 1

DATE	GAME NO.		FLYERS GOALSCORERS	GOALTENDERS	WINNING GOAL
1-17-15	46	BUFFALO 3 AT FLYERS 4	18P,32P,76,12	NEUVIRTH(L)/ZEPPI(W)	RAFFL
2-15-15	56	FLYERS 2 AT BUFFALO 1	24, 12	EMERY(W)/NEUVIRTH(L)	RAFFL
2-19-15**	58	BUFFALO 3 AT FLYERS 2	25, 93P	NEUVIRTH(W)/EMERY(OT)	FLYNN**

	GP	W	L	OT	PTS	GF	GA	SO	PPG	SHG	PIM
FLYERS	3	2	0	1	5	8	6	0	3	0	22
BUFFALO	3	1	2	0	2	6	8	0	2	0	22

GOALS BY PERIOD:	1ST	2ND	3RD	OT	TOTAL	SHOTS BY PERIOD:	1ST	2ND	3RD	OT	TOTAL
FLYERS	2	3	3	0	8	FLYERS	28	37	31	4	100
BUFFALO	2	3	1	0	6	BUFFALO	19	30	29	3	81

INDIVIDUAL SCORING:

FLYERS	GP	G	A	TP	+/-	PIM	PP	SH	BUFFALO	GP	G	A	TP	+/-	PIM	PP	SH
MICHAEL DEL ZOTTO	3	0	3	3	1	0	0	0	MATT MOULSON	3	0	3	3	2	0	0	0
MICHAEL RAFFL	3	2	0	2	1	2	0	0	RASMUS RISTOLAINEN	3	0	3	3	-2	0	0	0
MATT READ	3	1	1	2	0	0	0	0	ZEMGUS GIRGENSONS	3	2	0	2	-1	4	1	0
JAKUB VORACEK	3	1	1	2	-3	2	1	0	BRIAN FLYNN	3	0	2	2	0	0	0	0
RYAN WHITE	2	1	1	2	2	0	0	0	CHRIS STEWART	3	0	2	2	-1	8	0	0
WAYNE SIMMONDS	3	0	2	2	1	0	0	0	NICOLAS DESLAURIERS	3	1	0	1	-1	0	0	0
MARK STREIT	3	1	0	1	-2	0	1	0	TYLER ENNIS	3	1	0	1	0	2	0	0
R.J. UMBERGER	3	1	0	1	2	0	1	0	NIKITA ZADOROV	3	1	0	1	-2	0	1	0
CHRIS VANDEVELDE	3	1	0	1	1	0	0	0	BRIAN GIONTA	2	1	0	1	1	0	0	0
SEAN COUTURIER	3	0	1	1	0	2	0	0	TORREY MITCHELL	3	0	1	1	2	4	0	0
CLAUDE GIROUX	3	0	1	1	-3	6	0	0	MARCUS FOLIGNO	2	0	1	1	0	0	0	0
VINCENT LECALVALIER	3	0	1	1	1	2	0	0	ANDRE BENOIT	3	0	0	0	1	2	0	0
BRAYDEN SCHENN	3	0	1	1	-1	2	0	0	MATT ELLIS	3	0	0	0	-2	0	0	0
LUKE SCHENN	3	0	1	1	1	0	0	0	CODY HODGSON	3	0	0	0	-1	0	0	0
NICK SCHULTZ	3	0	1	1	-2	2	0	0	ZACH BOGOSIAN	2	0	0	0	1	0	0	0
BRAYDON COBURN	2	0	1	1	1	2	0	0	JOHAN LARSSON	2	0	0	0	-1	0	0	0
CARLO COLAIACOVO	1	0	1	1	1	0	0	0	ANDREJ MESZAROS	2	0	0	0	-1	0	0	0
PIERRE-EDOUARD BELLEMARE	3	0	0	0	1	0	0	0	MIKE WEBER	2	0	0	0	-1	0	0	0
NICKLAS GROSSMANN	2	0	0	0	1	0	0	0	JOSH GORGES	1	0	0	0	1	0	0	0
ANDREW MACDONALD	1	0	0	0	1	0	0	0	PATRICK KALETA	1	0	0	0	-1	0	0	0
ZAC RINALDO	1	0	0	0	1	2	0	0	TYLER MYERS	1	0	0	0	1	0	0	0
CHRIS VANDEVELDE	1	0	0	0	0	0	0	0	DREW STAFFORD	1	0	0	0	0	0	0	0
									TYSON STRACHAN	1	0	0	0	0	0	0	0
									PHILIP VARONE	1	0	0	0	0	2	0	0

GOALTENDING RECORD:

FLYERS	GP	MIN	GA	AVG	EN	SO	W	L	OT	SHOTS	SAVE %
ROB ZEPP	1	60	3	3.00	0	0	1	0	0	27	.889
RAY EMERY	2	125	3	1.44	0	0	1	0	1	54	.944
TEAM TOTALS	3	185	6	1.95	0	0	2	0	1	81	.926
BUFFALO	GP	MIN	GA	AVG	EN	SO	W	L	OT	SHOTS	SAVE %
MICHAEL NEUVIRTH	3	182	8	2.63	0	0	1	2	0	100	.920
TEAM TOTALS	3	182	8	2.63	0	0	1	2	0	100	.920

POWER PLAY:

FLYERS	3	FOR	9	23.5%	BUFFALO	2	FOR	9	22.2%
HOME	1	FOR	4	25.0%	HOME	1	FOR	3	33.3%
AWAY	2	FOR	5	40.0%	AWAY	1	FOR	6	16.6%

PENALTY KILLING

FLYERS	7	FOR	9	77.7%	BUFFALO	6	FOR	9	66.7%
HOME	5	FOR	6	83.3%	HOME	3	FOR	5	60.0%
AWAY	2	FOR	3	66.6%	AWAY	3	FOR	4	75.0%

FLYERS VS. CALGARY FLAMES

2014 – 15 RESULTS: WON – 0; LOST – 1; OTL – 1

DATE	GAME NO.		FLYERS GOALSCORERS	GOALTENDERS	WINNING GOAL
3-3-15*	64	CALGARY 3 AT FLYERS 2	14, 32	RAMO(W)/MASON(OT)	HUDLER*
3-19-15	73	FLYERS 1 AT CALGARY 4	28	EMERY,MASON(L)/RAMO(W)	T. BRODIE

	GP	W	L	OT	PTS	GF	GA	SO	PPG	SHG	PIM
FLYERS	2	0	1	1	1	3	7	0	0	0	12
CALGARY	2	2	0	0	4	7	3	0	2	0	10

GOALS BY PERIOD:	1ST	2ND	3RD	OT	TOTAL	SHOTS BY PERIOD:	1ST	2ND	3RD	OT	TOTAL
FLYERS	0	1	2	0	3	FLYERS	16	24	24	0	64
CALGARY	1	3	2	1	7	CALGARY	21	15	14	2	52

INDIVIDUAL SCORING:

FLYERS	GP	G	A	TP	+/-	PIM	PP	SH	CALGARY	GP	G	A	TP	+/-	PIM	PP	SH
CLAUDE GIROUX	2	1	1	2	0	0	0	0	JOHNNY GAUDREAU	2	1	3	4	3	0	1	0
SEAN COUTURIER	2	1	0	1	1	0	0	0	JIRI HUDLER	2	1	3	4	3	0	0	0
MARK STREIT	2	1	0	1	-1	0	0	0	SEAN MONAHAN	2	2	0	2	1	0	1	0
MICHAEL RAFFL	2	0	1	1	-1	2	0	0	TJ BRODIE	2	1	1	2	1	0	0	0
JAKUB VORACEK	2	0	1	1	1	0	0	0	KRIS RUSSELL	2	0	2	2	1	2	0	0
RYAN WHITE	2	0	1	1	1	2	0	0	MIKAEL BACKLUND	2	1	0	1	0	0	0	0
NICKLAS GROSSMANN	1	0	1	1	0	2	0	0	DENNIS WIDEMAN	2	1	0	1	2	0	0	0
PIERRE-EDOUARD BELLEMARE	2	0	0	0	-1	0	0	0	LANCE BOUMA	2	0	1	1	1	0	0	0
CARLO COLAIACOVO	2	0	0	0	-1	0	0	0	DERYK ENGELLAND	2	0	1	1	1	0	0	0
MICHAEL DEL ZOTTO	2	0	0	0	-1	2	0	0	MASON RAYMOND	2	0	1	1	0	2	0	0
ANDREW MACDONALD	2	0	0	0	0	0	0	0	EMILE POIRIER	1	0	1	1	1	0	0	0
BRAYDEN SCHENN	2	0	0	0	-1	0	0	0	JOE COLBORNE	2	0	0	0	-1	2	0	0
LUKE SCHENN	2	0	0	0	-1	0	0	0	RAPHAEL DIAZ	2	0	0	0	0	0	0	0
NICK SCHULTZ	2	0	0	0	0	0	0	0	MICHEAL FERLAND	2	0	0	0	-1	0	0	0
WAYNE SIMMONDS	2	0	0	0	-1	0	0	0	DAVID JONES	2	0	0	0	-1	0	0	0
CHRIS VANDEVELDE	2	0	0	0	-1	2	0	0	BRANDON BOLLIG	1	0	0	0	0	2	0	0
NICK COUSINS	1	0	0	0	-1	0	0	0	MARKUS GRANLUND	1	0	0	0	0	0	0	0
VINCENT LECALVALIER	1	0	0	0	-1	0	0	0	JOSH JOORIS	1	0	0	0	-1	0	0	0
MATT READ	1	0	0	0	0	0	0	0	COREY POTTER	1	0	0	0	-1	0	0	0
ZAC RINALDO	1	0	0	0	0	2	0	0	DAVID SCHLEMKO	1	0	0	0	0	2	0	0
R.J. UMBERGER	1	0	0	0	0	0	0	0	DREW SHORE	1	0	0	0	0	0	0	0
									MATT STAJAN	1	0	0	0	-1	0	0	0

GOALTENDING RECORD:

FLYERS	GP	MIN	GA	AVG	EN	SO	W	L	OT	SHOTS	SAVE %
STEVE MASON	2	99	5	3.02	0	0	0	1	1	42	.881
RAY EMERY	1	22	2	5.44	0	0	0	0	0	10	.800
TEAM TOTALS	2	121	7	3.48	0	0	0	1	1	52	.865

CALGARY	GP	MIN	GA	AVG	EN	SO	W	L	OT	SHOTS	SAVE %
KARRI RAMO	2	121	3	1.48	0	0	2	0	0	64	.953
TEAM TOTALS	2	121	3	1.48	0	0	2	0	0	64	.953

POWER PLAY:

FLYERS	0	FOR	4	0.00%	CALGARY	2	FOR	6	33.3%
HOME	0	FOR	2	00.0%	HOME	2	FOR	4	50.0%
AWAY	0	FOR	2	00.0%	AWAY	0	FOR	2	00.0%

PENALTY KILLING

FLYERS	4	FOR	6	66.7%	CALGARY	4	FOR	4	100.0%
HOME	2	FOR	2	100.0%	HOME	2	FOR	2	100.0%
AWAY	2	FOR	4	50.0%	AWAY	2	FOR	2	100.0%

FLYERS VS. CAROLINA HURRICANES

2014 - 15 RESULTS: WON - 1; LOST - 3; OTL - 1

DATE	GAME NO.	FLYERS GOALSCORERS	GOALTENDERS	WINNING GOAL
12-13-14	29	CAROLINA 1 AT FLYERS 5	WARD(L)/EMERY(W)	SIMMONDS
1-2-15	38	FLYERS 1 AT CAROLINA 2	MASON(L)/WARD(W)	E. STAAL
2-24-15	61	FLYERS 1 AT CAROLINA 4	ZEPP(L)/KHUDBIN(W)	SKINNER
4-4-15**	78	FLYERS 2 AT CAROLINA 3	EMERY(OT)/WARD(W)	TERRY**
4-9-15	81	CAROLINA 3 AT FLYERS 1	WARD(W)/ EMERY(L)	MURPHY

	GP	W	L	OT	PTS	GF	GA	SO	PPG	SHG	PIM
FLYERS	5	1	3	1	3	10	12	0	2	0	61
CAROLINA	5	4	1	0	8	12	10	0	4	0	37

GOALS BY PERIOD:	1ST	2ND	3RD	OT	TOTAL	SHOTS BY PERIOD:	1ST	2ND	3RD	OT	TOTAL
FLYERS	3	4	3	0	10	FLYERS	39	37	46	0	122
CAROLINA	4	5	3	0	12	CAROLINA	44	48	47	1	140

INDIVIDUAL SCORING:

FLYERS	GP	G	A	TP	+/-	PIM	PP	SH	CAROLINA	GP	G	A	TP	+/-	PIM	PP	SH
SEAN COUTURIER	5	3	1	4	1	0	0	0	JORDAN STAAL	4	3	3	6	3	2	1	0
JAKUB VORACEK	5	1	2	3	-1	4	1	0	ERIC STAAL	5	2	3	5	2	0	1	0
CLAUDE GIROUX	5	0	3	3	-1	0	0	0	JUSTIN FAULK	5	1	2	3	0	0	1	0
BRAYDEN SCHENN	5	0	3	3	1	2	0	0	ELIAS LINDHOLM	5	1	1	2	1	0	0	0
MICHAEL RAFFL	5	2	0	2	-1	0	1	0	BRAD MALONE	5	1	1	2	0	7	0	0
WAYNE SIMMONDS	3	1	1	2	1	0	0	0	JEFF SKINNER	4	1	1	2	0	0	0	0
SCOTT LAUGHTON	2	1	1	2	2	0	0	0	BRETT BELLEMORE	3	1	1	2	1	0	0	0
MATT READ	5	0	2	2	1	2	0	0	JOHN-MICHAEL LILES	3	0	2	2	-2	0	0	0
MARK STREIT	5	0	2	2	-1	0	0	0	ALEXANDER SEMIN	3	0	2	2	0	4	0	0
MICHAEL DEL ZOTTO	4	0	2	2	-1	4	0	0	JAY MCCLEMENT	5	1	0	1	0	6	0	0
NICKLAS GROSSMANN	5	1	0	1	-2	0	0	0	RYAN MURPHY	3	1	0	1	1	2	1	0
CHRIS VANDEVELDE	5	1	0	1	-1	4	0	0	NATHAN GERBE	5	0	1	1	-1	0	0	0
BRAYDON COBURN	3	0	1	1	2	0	0	0	RON HAINSEY	5	0	1	1	2	0	0	0
VINCENT LECAVALIER	3	0	1	1	0	24	0	0	ZACH BOYCHUK	2	0	1	1	0	0	0	0
R.J. UMBERGER	3	0	1	1	-1	0	0	0	PATRICK DWYER	5	0	0	0	1	0	0	0
PIERRE-EDOUARD BELLEMAIRE	5	0	0	0	-1	0	0	0	VICTOR RASK	5	0	0	0	-3	0	0	0
NICK SCHULTZ	5	0	0	0	-3	8	0	0	CHRIS TERRY	4	0	0	0	-2	0	0	0
ZAC RINALDO	4	0	0	0	-1	2	0	0	TIM GLEASON	3	0	0	0	-1	0	0	0
ANDREW MACDONALD	3	0	0	0	0	4	0	0	MICHAEL JORDAN	3	0	0	0	-1	0	0	0
RYAN WHITE	3	0	0	0	0	0	0	0	RILEY NASH	3	0	0	0	1	2	0	0
CARLO COLAIACOVO	2	0	0	0	0	0	0	0	ANDREJ SEKERA	3	0	0	0	-1	0	0	0
NICK COUSINS	2	0	0	0	0	2	0	0	ANDREJ NESTRASIL	2	0	0	0	0	2	0	0
BRANDON MANNING	2	0	0	0	-1	5	0	0	JIRI TLUSTY	2	0	0	0	-1	2	0	0
LUKE SCHENN	1	0	0	0	0	0	0	0	DANNY BIEGA	1	0	0	0	-1	0	0	0
									JAY HARRISON	1	0	0	0	0	0	0	0
									KEEGAN LOWE	1	0	0	0	-1	10	0	0

GOALTENDING RECORD:

FLYERS	GP	MIN	GA	AVG	EN	SO	W	L	OT	SHOTS	SAVE %
STEVE MASON	2	118	3	1.52	0	0	1	1	0	52	.942
RAY EMERY	2	123	4	1.94	1	0	0	1	1	52	.923
ROB ZEPP	1	60	4	4.00	0	0	0	1	0	35	.886
TEAM TOTALS	5	301	11	2.19	1	0	1	3	1	140	.921
CAROLINA	GP	MIN	GA	AVG	EN	SO	W	L	OT	SHOTS	SAVE %
CAM WARD	4	245	5	1.23	0	0	4	0	0	99	.949
ANTON KHUDBIN	1	60	5	5.00	0	0	0	1	0	23	.783
TEAM TOTALS	5	305	10	1.96	0	0	4	1	0	122	.918

POWER PLAY:

FLYERS	2	FOR	10	20.0%	CAROLINA	4	FOR	18	22.2%
HOME	1	FOR	3	33.3%	HOME	2	FOR	9	22.2%
AWAY	1	FOR	7	14.2%	AWAY	2	FOR	9	22.2%

PENALTY KILLING

FLYERS	14	FOR	18	77.7%	CAROLINA	8	FOR	10	80.0%
HOME	7	FOR	9	77.7%	HOME	6	FOR	7	85.7%
AWAY	7	FOR	9	77.7%	AWAY	2	FOR	3	66.6%

FLYERS VS. CHICAGO BLACKHAWKS

2014 – 15 RESULTS: WON – 1; LOST – 1; OTL – 0

DATE	GAME NO.	FLYERS GOALSCORERS					GOALTENDERS				WINNING GOAL		
10-21-14	6	--					MASON(L)/RAANTA(W)				SAAD		
3-25-15	75	17, 25, 28, 12P					CRAWFORD(L)/MASON(W)				R. WHITE		
		GP	W	L	OT	PTS	GF	GA	SO	PPG	SHG	PIM	
FLYERS		2	1	1	0	2	4	5	0	1	0	17	
CHICAGO		2	1	1	0	2	5	4	1	2	0	11	
GOALS BY PERIOD:		1ST	2ND	3RD	OT	TOTAL	SHOTS BY PERIOD:		1ST	2ND	3RD	OT	TOTAL
FLYERS		1	2	1	0	4	FLYERS		22	19	24	0	65
CHICAGO		3	0	2	0	5	CHICAGO		30	22	26	0	78

INDIVIDUAL SCORING:

FLYERS	GP	G	A	TP	+/-	PIM	PP	SH	CHICAGO	GP	G	A	TP	+/-	PIM	PP	SH
MICHAEL DEL ZOTTO	2	0	2	2	0	2	0	0	BRANDON SAAD	2	1	2	3	1	0	0	0
MATT READ	2	0	2	2	0	0	0	0	PATRICK KANE	1	2	0	2	0	0	2	0
CLAUDE GIROUX	2	1	0	1	1	0	0	0	BRYAN BICKELL	1	1	1	2	2	0	0	0
MICHAEL RAFFL	2	1	0	1	1	4	1	0	DUNCAN KEITH	2	0	2	2	-1	0	0	0
WAYNE SIMMONDS	2	1	0	1	1	0	0	0	PATRICK SHARP	2	0	2	2	-1	0	0	0
RYAN WHITE	1	1	0	1	1	0	0	0	ANDREW SHAW	2	1	0	1	-1	0	1	0
NICKLAS GROSSMANN	2	0	1	1	1	0	0	0	BRAD RICHARDS	2	0	1	1	2	0	0	0
NICK SCHULTZ	2	0	1	1	0	0	0	0	JONATHAN TOEWS	2	0	1	1	-1	2	0	0
JAKUB VORACEK	2	0	1	1	1	0	0	0	DANIEL CARILLO	2	0	0	0	0	5	0	0
CARLO COLAIACOVO	1	0	1	1	1	2	0	0	NIKLAS HJALMARSSON	2	0	0	0	0	2	0	0
PIERRE-EDOUARD BELLEMARE	2	0	0	0	0	5	0	0	MARIAN HOSSA	2	0	0	0	-1	0	0	0
SEAN COUTURIER	2	0	0	0	0	0	0	0	MARCUS KRUGER	2	0	0	0	-1	0	0	0
ANDREW MACDONALD	2	0	0	0	1	0	0	0	JOHNNY ODUYA	2	0	0	0	-1	0	0	0
ZAC RINALDO	2	0	0	0	0	2	0	0	MICHAL ROZSIVAL	2	0	0	0	-2	0	0	0
BRAYDEN SCHENN	2	0	0	0	0	0	0	0	BRENT SEABROOK	2	0	0	0	1	0	0	0
MARK STREIT	2	0	0	0	0	0	0	0	KRIS VERSTEEG	2	0	0	0	-1	2	0	0
CHRIS VANDEVELDE	2	0	0	0	-1	0	0	0	ANDREW DESJARDINS	1	0	0	0	0	0	0	0
NICK COUSINS	1	0	0	0	1	0	0	0	JOAKIM NORDSTROM	1	0	0	0	-1	0	0	0
BLAIR JONES	1	0	0	0	-1	2	0	0	BEN SMITH	1	0	0	0	0	0	0	0
LUKE SCHENN	1	0	0	0	-1	0	0	0	KIMMO TIMONEN	1	0	0	0	0	0	0	0
R.J. UMBERGER	1	0	0	0	-1	0	0	0	TREVOR VAN RIEMSDYK	1	0	0	0	1	0	0	0
									ANTOINE VERMETTE	1	0	0	0	-1	0	0	0

GOALTENDING RECORD:

FLYERS	GP	MIN	GA	AVG	EN	SO	W	L	OT	SHOTS	SAVE %
STEVE MASON	2	120	5	2.50	0	0	1	1	0	78	.936
TEAM TOTALS	2	120	5	2.50	0	0	1	1	0	78	.936

CHICAGO	GP	MIN	GA	AVG	EN	SO	W	L	OT	SHOTS	SAVE %
ANTTI RAANTA	1	60	0	0.00	0	1	1	0	0	32	1.000
COREY CRAWFORD	1	60	4	4.00	0	0	0	1	0	33	.879
TEAM TOTALS	2	120	4	2.00	0	1	1	1	0	65	.938

POWER PLAY:

FLYERS	1	FOR	4	25.0%	CHICAGO	3	FOR	6	50.0%
HOME	1	FOR	2	50.0%	HOME	2	FOR	4	50.0%
AWAY	0	FOR	2	0.0%	AWAY	1	FOR	2	50.0%

PENALTY KILLING

FLYERS	3	FOR	6	50.0%	CHICAGO	3	FOR	4	75.0%
HOME	1	FOR	2	50.0%	HOME	2	FOR	2	50.0%
AWAY	2	FOR	4	50.0%	AWAY	1	FOR	2	50.0%

FLYERS VS. COLORADO AVALANCHE

2014 – 15 RESULTS: WON – 1; LOST – 0; OTL – 1

DATE	GAME NO.	FLYERS GOALSCORERS	GOALTENDERS	WINNING GOAL
11-8-14	14	28P, 17P, 10, 28P	MASON(W)/BERRA(L)	GIROUX
12-31-14*	37	93P, 40, 28P	MASON(L)/VARLAMOV(OT)	O'REILLY*

	GP	W	L	OT	PTS	GF	GA	SO	PPG	SHG	PIM
FLYERS	2	1	0	1	3	7	7	0	5	0	23
COLORADO	2	1	1	0	2	7	7	0	1	0	28

GOALS BY PERIOD:	1ST	2ND	3RD	OT	TOTAL	SHOTS BY PERIOD:	1ST	2ND	3RD	OT	TOTAL
FLYERS	2	3	2	0	7	FLYERS	21	18	14	3	56
COLORADO	0	2	4	1	7	COLORADO	17	20	31	4	72

INDIVIDUAL SCORING:

FLYERS	GP	G	A	TP	+/-	PIM	PP	SH	COLORADO	GP	G	A	TP	+/-	PIM	PP	SH
CLAUDE GIROUX	2	3	1	4	-1	0	3	0	MAX TALBOT	2	1	2	3	3	2	0	0
JAKUB VORACEK	2	1	3	4	-1	2	1	0	ALEX TANGUAY	2	1	1	2	1	0	0	0
WAYNE SIMMONDS	2	1	2	3	-2	2	1	0	TYSON BARRIE	2	0	2	2	4	0	0	0
VINCENT LECALAVALIER	2	1	1	2	0	0	0	0	BRAD STUART	1	0	2	2	2	0	0	0
BRAYDEN SCHENN	2	1	1	2	0	5	0	0	NATE GUENIN	2	1	0	1	2	2	0	0
BRAYDON COBURN	2	0	1	1	-3	6	0	0	JAROME IGINLA	2	1	0	1	-2	5	1	0
MATT READ	2	0	1	1	1	0	0	0	RYAN O'REILLY	2	1	0	1	2	0	0	0
NICK SCHULTZ	2	0	1	1	0	2	0	0	ZACH REDMOND	1	1	0	1	2	2	0	0
MARK STREIT	2	0	1	1	-2	0	0	0	BORNA RENDULIC	1	1	0	1	1	2	0	0
CHRIS VANDEVELDE	2	0	1	1	-1	2	0	0	MARC-ANDRE CLICHE	2	0	1	1	2	0	0	0
PIERRE-EDOUARD BELLEMARE	2	0	0	0	-2	2	0	0	NICK HOLDEN	2	0	1	1	1	0	0	0
SEAN COUTURIER	2	0	0	0	-1	0	0	0	GABRIEL LANDESKOG	2	0	1	1	0	0	0	0
MICHAEL DEL ZOTTO	2	0	0	0	0	0	0	0	CODY MCLEOD	2	0	1	1	3	6	0	0
NICKLAS GROSSMANN	2	0	0	0	-2	0	0	0	DENNIS EVERBERG	1	0	1	1	1	0	0	0
R.J. UMBERGER	2	0	0	0	-1	2	0	0	MATT DUCHENE	2	0	0	0	0	0	0	0
JASON AKESON	1	0	0	0	0	0	0	0	JAN HEJDÄ	2	0	0	0	-1	0	0	0
SCOTT LAUGHTON	1	0	0	0	-1	0	0	0	ERIK JOHNSON	2	0	0	0	-2	0	0	0
ANDREW MACDONALD	1	0	0	0	-1	0	0	0	NATHAN MACKINNON	2	0	0	0	-1	5	0	0
MICHAEL RAFFL	1	0	0	0	0	0	0	0	JOHN MITCHELL	2	0	0	0	1	4	0	0
ZAC RINALDO	1	0	0	0	-2	0	0	0	DANIEL BRIERE	1	0	0	0	0	0	0	0
LUKE SCHENN	1	0	0	0	0	0	0	0	JAMIE MCGINN	1	0	0	0	0	0	0	0

GOALTENDING RECORD:

FLYERS	GP	MIN	GA	AVG	EN	SO	W	L	OT	SHOTS	SAVE %
STEVE MASON	2	124	7	3.38	0	0	1	0	1	72	.903
TEAM TOTALS	2	124	7	3.38	0	0	1	0	1	72	.903

COLORADO	GP	MIN	GA	AVG	EN	SO	W	L	OT	SHOTS	SAVE %
SEMYON VARLAMOV	1	65	3	2.79	0	0	1	0	0	29	.897
RETO BERRA	1	57	4	4.20	0	0	0	1	0	27	.852
TEAM TOTALS	2	122	7	3.45	0	0	1	1	0	56	.875

POWER PLAY:

FLYERS	5	FOR	11	45.5%	COLORADO	1	FOR	8	12.5%
HOME	3	FOR	6	50.0%	HOME	1	FOR	4	25.0%
AWAY	2	FOR	5	40.0%	AWAY	0	FOR	4	0.0%

PENALTY KILLING

FLYERS	7	FOR	8	87.5%	COLORADO	6	FOR	11	54.5%
HOME	4	FOR	4	100.0%	HOME	3	FOR	5	60.0%
AWAY	3	FOR	4	75.0%	AWAY	3	FOR	6	50.0%

FLYERS VS. COLUMBUS BLUE JACKETS

2014 – 15 RESULTS: WON – 1; LOST – 2; OTL – 2

DATE	GAME NO.					FLYERS GOALSCORERS					GOALTENDERS	WINNING GOAL	
11-14-14	15	COLUMBUS 4 AT FLYERS 3				28P, 93P, 15	MCELHINNEY(W)/MASON(L)				WISNIEWSKI		
11-22-14	19	COLUMBUS 2 AT FLYERS 4				10, 32, 17P, 5	BOBROVSKY(L)/MASON(W)				SIMMONDS		
12-9-14*	27	FLYERS 2 AT COLUMBUS 3				10P, 10	MASON(OT)/BOBROVSKY(W)				CONNAULTON*		
2-13-15*	55	FLYERS 3 AT COLUMBUS 4				17, 14, 17P	EMERY(OT)/MCELHINNEY(W)				ANISIMOV*		
2-17-15	57	COLUMBUS 5 AT FLYERS 2				17, 15	MCELHINNEY(W)/EMERY(L)				CALVERT		
		GP	W	L	OT	PTS	GF	GA	SO	PPG	SHG	PIM	
FLYERS		5	1	2	2	4	14	18	0	5	0	33	
COLUMBUS		5	4	1	0	8	18	14	0	7	0	75	
GOALS BY PERIOD:		1ST	2ND	3RD	OT	TOTAL	SHOTS BY PERIOD:		1ST	2ND	3RD	OT	TOTAL
FLYERS		5	5	4	0	14	FLYERS		38	64	49	3	154
COLUMBUS		6	4	6	2	18	COLUMBUS		47	44	46	5	142

INDIVIDUAL SCORING:

FLYERS	GP	G	A	TP	+/-	PIM	PP	SH	COLUMBUS	GP	G	A	TP	+/-	PIM	PP	SH
WAYNE SIMMONDS	5	4	2	6	1	2	2	0	RYAN JOHANSEN	5	1	6	7	2	0	0	0
CLAUDE GIROUX	5	1	5	6	0	2	1	0	JAMES WISNIEWSKI	5	3	3	6	2	2	3	0
JAKUB VORACEK	5	1	5	6	-1	0	1	0	NICK FOLIGNO	4	2	3	5	1	2	1	0
BRAYDEN SCHENN	5	3	1	4	3	2	1	0	BRANDON DUBINSKY	3	2	3	5	2	2	0	0
MICHAEL DEL ZOTTO	5	2	1	3	-1	4	0	0	SCOTT HARTNELL	5	1	3	4	-2	0	1	0
MARK STREIT	5	1	2	3	0	4	0	0	MATT CALVERT	4	3	0	3	4	0	0	0
SEAN COUTURIER	5	1	1	2	-1	2	0	0	JACK JOHNSON	5	0	3	3	0	0	0	0
BRAYDON COBURN	4	1	1	2	2	0	0	0	ALEXANDER WENNBERG	4	0	3	3	0	0	0	0
MATT READ	5	0	2	2	0	2	0	0	BOONE JENNER	3	2	0	2	-2	0	2	0
LUKE SCHENN	3	0	2	2	-2	0	0	0	CAM ATKINSON	5	1	1	2	0	4	0	0
NICKLAS GROSSMANN	5	0	1	1	1	0	0	0	KEVIN CONNAULTON	4	1	1	2	2	2	0	0
NICK SCHULTZ	5	0	1	1	-3	0	0	0	COREY TROPP	4	0	2	2	2	6	0	0
R.J. UMBERGER	5	0	1	1	0	0	0	0	TIM ERIXON	1	0	2	2	1	0	0	0
RYAN WHITE	2	0	1	1	0	0	0	0	JARED BOLL	5	1	0	1	0	7	0	0
PIERRE-EDOUARD BELLEMARE	5	0	0	0	0	0	0	0	ARTEM ANISIMOV	3	1	0	1	0	0	0	0
VINCENT LECALVALIER	4	0	0	0	-2	0	0	0	DAVID SAVARD	5	0	1	1	1	4	0	0
CHRIS VANDEVELDE	4	0	0	0	-1	0	0	0	JACK SKILLE	4	0	1	1	0	0	0	0
SCOTT LAUGHTON	3	0	0	0	-2	2	0	0	MARK LETESTU	2	0	1	1	0	0	0	0
ZAC RINALDO	3	0	0	0	0	9	0	0	BRIAN GIBBONS	3	0	0	0	-2	0	0	0
CARLO COLAIACOVO	2	0	0	0	0	0	0	0	DALTON PROT	3	0	0	0	-3	4	0	0
ANDREW MACDONALD	2	0	0	0	-1	0	0	0	FEDOR TYUTIN	3	0	0	0	1	2	0	0
MICHAEL RAFFL	2	0	0	0	-1	2	0	0	MICHAEL CHAPUT	2	0	0	0	0	2	0	0
JASON AKESON	1	0	0	0	0	2	0	0	ADAM CRACKNELL	2	0	0	0	-1	0	0	0
									CODY GOLOUBEV	2	0	0	0	1	0	0	0
									JORDAN LEOPOLD	2	0	0	0	-1	2	0	0
									MARKO DANO	1	0	0	0	0	0	0	0
									DANA TYRELL	1	0	0	0	0	0	0	0

GOALTENDING RECORD:

FLYERS	GP	MIN	GA	AVG	EN	SO	W	L	OT	SHOTS	SAVE %
STEVE MASON	3	179	9	3.02	1	0	1	1	1	84	.893
RAY EMERY	2	120	8	3.99	0	0	0	1	1	57	.860
TEAM TOTALS	5	299	17	3.41	1	0	1	2	2	141	.879
COLUMBUS	GP	MIN	GA	AVG	EN	SO	W	L	OT	SHOTS	SAVE %
SERGEI BOBROVSKY	2	121	6	2.97	0	0	1	1	0	58	.897
CURTIS MCELHINNEY	3	182	8	2.64	0	0	3	0	0	96	.917
TEAM TOTALS	5	303	14	2.77	0	0	4	1	0	154	.909

POWER PLAY:

FLYERS	5	FOR	16	31.2%	COLUMBUS	7	FOR	13	53.8%
HOME	3	FOR	9	33.3%	HOME	3	FOR	8	37.5%
AWAY	2	FOR	7	28.5%	AWAY	4	FOR	5	80.0%

PENALTY KILLING

FLYERS	6	FOR	13	46.2%	COLUMBUS	11	FOR	16	68.8%
HOME	1	FOR	5	20.0%	HOME	5	FOR	7	71.4%
AWAY	5	FOR	8	62.5%	AWAY	6	FOR	9	66.6%

FLYERS VS. DALLAS STARS

2014 – 15 RESULTS: WON – 1; LOST – 1; OTL – 0

DATE	GAME NO.	FLYERS GOALSCORERS	GOALTENDERS	WINNING GOAL
10-18-14*	5	FLYERS 6 AT DALLAS 5	EMERY, MASON (W)/LEHTONEN (OT)	GIROUX*
3-10-15	68	DALLAS 2 AT FLYERS 1	MASON (L)/LEHTONEN (W)	FIDDLER

	GP	W	L	OT	PTS	GF	GA	SO	PPG	SHG	PIM
FLYERS	2	1	1	0	2	7	7	0	2	0	8
DALLAS	2	1	0	1	3	7	7	0	2	0	2

GOALS BY PERIOD:	1ST	2ND	3RD	OT	TOTAL	SHOTS BY PERIOD:	1ST	2ND	3RD	OT	TOTAL
FLYERS	3	0	3	1	7	FLYERS	28	17	16	2	63
DALLAS	2	3	2	0	7	DALLAS	19	24	19	0	62

INDIVIDUAL SCORING:

FLYERS	GP	G	A	TP	+/-	PIM	PP	SH	CHICAGO	GP	G	A	TP	+/-	PIM	PP	SH
JAKUB VORACEK	2	1	3	4	2	0	0	0	JASON SPEZZA	2	1	3	4	1	2	0	0
CLAUDE GIROUX	2	1	1	2	2	0	1	0	TYLER SEGUIN	2	0	4	4	1	2	0	0
ANDREW MACDONALD	2	1	1	2	0	0	1	0	TREVOR DALEY	1	2	0	2	-2	2	2	0
LUKE SCHENN	2	1	1	2	0	0	0	0	JORDIE BENN	2	0	2	2	1	2	0	0
MARK STREIT	2	0	2	2	-1	0	0	0	JAMIE BENN	2	1	0	1	1	4	0	0
SEAN COUTURIER	2	1	0	1	0	0	0	0	VERNON FIDDLER	2	1	0	1	-1	0	0	0
MICHAEL RAFFL	2	1	0	1	-1	0	0	0	ERIK COLE	1	1	0	1	0	0	0	0
BRAYDEN SCHENN	2	1	0	1	2	2	0	0	BRETT RITCHIE	1	1	0	1	1	0	0	0
MATT READ	2	0	1	1	0	2	0	0	PATRICK EAVES	2	0	1	1	0	0	0	0
NICK SCHULTZ	2	0	1	1	1	0	0	0	RYAN GARbutt	2	0	1	1	-1	0	0	0
CARLO COLAIACOVO	1	0	1	1	-1	0	0	0	SHAWN HORCOFF	2	0	1	1	1	0	0	0
MICHAEL DEL ZOTTO	1	0	1	1	1	0	0	0	CURTIS MCKENZIE	2	0	1	1	0	0	0	0
R.J. UMBERGER	1	0	1	1	0	0	0	0	COLTON SCEVIOUR	1	0	1	1	0	2	0	0
PIERRE-EDOUARD BELLEMARE	2	0	0	0	1	0	0	0	ALEX GOLIGOSKI	2	0	0	0	-1	0	0	0
NICKLAS GROSSMANN	2	0	0	0	0	0	0	0	ALES HEMSKY	2	0	0	0	-1	2	0	0
ZAC RINALDO	2	0	0	0	-3	2	0	0	PATRIK NEMETH	2	0	0	0	-1	0	0	0
WAYNE SIMMONDS	2	0	0	0	1	0	0	0	ANTOINE ROUSSEL	2	0	0	0	-1	0	0	0
CHRIS VANDEVELDE	2	0	0	0	-1	0	0	0	KEVIN CONNAUTON	1	0	0	0	1	0	0	0
BLAIR JONES	1	0	0	0	-1	0	0	0	BRENDEN DILLON	1	0	0	0	0	0	0	0
VINCENT LECALVALIER	1	0	0	0	0	0	0	0	CODY EAKIN	1	0	0	0	-1	0	0	0
RYAN WHITE	1	0	0	0	-2	2	0	0	JYRKI JOKIPAKKA	1	0	0	0	1	0	0	0
									JOHN KLINGBERG	1	0	0	0	1	0	0	0
									JAMIE OLEKSIK	1	0	0	0	0	0	0	0

GOALTENDING RECORD:

FLYERS	GP	MIN	GA	AVG	EN	SO	W	L	OT	SHOTS	SAVE %
STEVE MASON	2	98	6	3.68	0	0	0	1	0	57	.895
RAY EMERY	1	23	1	2.63	0	0	1	0	0	5	.800
TEAM TOTALS	2	121	7	3.15	0	0	1	1	0	62	.887

DALLAS	GP	MIN	GA	AVG	EN	SO	W	L	OT	SHOTS	SAVE %
KARI LEHTONEN	2	123	7	3.42	0	0	1	0	1	63	.889
TEAM TOTALS	2	123	7	3.42	0	0	1	0	1	63	.889

POWER PLAY:

FLYERS	2	FOR	8	25.0%	DALLAS	2	FOR	6	33.3%
HOME	0	FOR	3	0.0%	HOME	2	FOR	3	66.6%
AWAY	2	FOR	5	40.0%	AWAY	0	FOR	3	0.0%

PENALTY KILLING

FLYERS	4	FOR	6	66.7%	DALLAS	6	FOR	8	75.0%
HOME	3	FOR	3	100.0%	HOME	3	FOR	5	60.0%
AWAY	1	FOR	3	33.3%	AWAY	3	FOR	3	100.0%

FLYERS VS. DETROIT RED WINGS

2014 – 15 RESULTS: WON – 2; LOST – 1; OTL – 0

DATE	GAME NO.		FLYERS GOALSCORERS	GOALTENDERS	WINNING GOAL
10-25-14	8	DETROIT 2 AT FLYERS 4	8, 12, 10P, 14EN	GUSTAVSSON(L)/EMERY(W)	B. SCHENN
11-26-14	21	FLYERS 2 AT DETROIT 5	28, 9	EMERY,MASON(L)/HOWARD(W)	DATSYUK
3-14-15	70	DETROIT 2 AT FLYERS 7	17P,8,10P,10,78,24P,36	HOWARD(L)/MASON(W)	B. SCHENN

	GP	W	L	OT	PTS	GF	GA	SO	PPG	SHG	PIM
FLYERS	3	2	1	0	4	13	9	0	5	0	35
DETROIT	3	1	2	0	2	9	13	0	2	0	27

GOALS BY PERIOD:	1ST	2ND	3RD	OT	TOTAL	SHOTS BY PERIOD:	1ST	2ND	3RD	OT	TOTAL
FLYERS	2	3	8	0	13	FLYERS	27	15	35	0	77
DETROIT	2	4	3	0	9	DETROIT	22	44	29	0	95

INDIVIDUAL SCORING:

FLYERS	GP	G	A	TP	+/-	PIM	PP	SH	CHICAGO	GP	G	A	TP	+/-	PIM	PP	SH
CLAUDE GIROUX	3	1	4	5	1	4	0	0	PAVEL DATSYUK	3	3	1	4	-1	2	1	0
BRAYDEN SCHENN	3	3	1	4	-1	2	2	0	DARREN HELM	2	0	3	3	2	0	0	0
MICHAEL RAFFL	3	2	2	4	3	2	0	0	HENRIK ZETTERBERG	3	1	1	2	-1	4	0	0
WAYNE SIMMONDS	3	1	3	4	1	14	1	0	TOMAS JURCO	2	1	1	2	1	0	0	0
JAKUB VORACEK	3	1	3	4	0	2	1	0	STEPHEN WEISS	2	1	1	2	2	0	0	0
NICKLAS GROSSMANN	3	2	0	2	2	2	0	0	DANNY DEKEYSER	3	0	2	2	-1	4	0	0
ZAC RINALDO	2	1	1	2	1	0	0	0	JAKUB KINDL	2	0	2	2	0	0	0	0
MARK STREIT	3	0	2	2	-2	0	0	0	JUSTIN ABDELKADER	3	1	0	1	0	2	0	0
MICHAEL DEL ZOTTO	2	0	2	2	-1	0	0	0	RILEY SHEAHAN	3	1	0	1	-1	0	0	0
PIERRE-EDOUARD BELLEMAIRE	3	1	0	1	0	0	0	0	ERIK COLE	1	1	0	1	0	0	1	0
MATT READ	3	1	0	1	-3	2	1	0	JONATHAN ERICSSON	3	0	1	1	2	4	0	0
SEAN COUTURIER	3	0	1	1	0	5	0	0	GUSTAV NYQUIST	3	0	1	1	-2	0	0	0
VINCENT LECALVALIER	2	0	1	1	-1	0	0	0	KYLE QUINCEY	3	0	1	1	-1	7	0	0
ANDREW MACDONALD	2	0	1	1	0	0	0	0	ANDREJ NESTRASIL	1	0	1	1	1	2	0	0
CHRIS VANDELDELDE	2	0	1	1	1	0	0	0	MAREK ZIDLICKY	1	0	1	1	0	0	0	0
CARLO COLAIACOVO	1	0	1	1	0	0	0	0	LUKE GLENDENING	3	0	0	0	1	0	0	0
RYAN WHITE	1	0	1	1	1	0	0	0	NIKLAS KRONWALL	3	0	0	0	0	6	0	0
NICK SCHULTZ	3	0	0	0	2	0	0	0	DREW MILLER	3	0	0	0	1	0	0	0
LUKE SCHENN	2	0	0	0	2	0	0	0	TOMAS TATAR	3	0	0	0	-2	0	0	0
R.J. UMBERGER	2	0	0	0	-1	2	0	0	JOAKIM ANDERSSON	2	0	0	0	-2	2	0	0
JASON AKESON	1	0	0	0	0	0	0	0	BRENDAN SMITH	2	0	0	0	-3	0	0	0
BRAYDON COBURN	1	0	0	0	0	0	0	0	JOHAN FRANZEN	1	0	0	0	-1	0	0	0
SHAYNE GOSTISBEHERE	1	0	0	0	-1	0	0	0	XAVIER OUELLET	1	0	0	0	1	0	0	0
BLAIR JONES	1	0	0	0	-1	0	0	0	TEEMU PULKKINEN	1	0	0	0	-2	0	0	0

GOALTENDING RECORD:

FLYERS	GP	MIN	GA	AVG	EN	SO	W	L	OT	SHOTS	SAVE %
STEVE MASON	2	92	5	3.27	1	0	1	1	0	47	.894
RAY EMERY	2	87	3	2.08	0	0	1	0	0	47	.936
TEAM TOTALS	3	179	8	2.68	1	0	2	1	0	95	.915

DETROIT	GP	MIN	GA	AVG	EN	SO	W	L	OT	SHOTS	SAVE %
JIMMY HOWARD	2	120	9	4.50	0	0	1	1	0	60	.850
JONAS GUSTAVSSON	1	59	3	3.05	1	0	0	1	0	16	.812
TEAM TOTALS	3	179	12	4.02	1	0	1	2	0	77	.844

POWER PLAY:

FLYERS	5	FOR	13	38.5%	DETROIT	2	FOR	9	22.2%
HOME	4	FOR	9	44.4%	HOME	1	FOR	3	33.3%
AWAY	1	FOR	4	25.0%	AWAY	1	FOR	6	16.6%

PENALTY KILLING

FLYERS	7	FOR	9	77.8%	DETROIT	8	FOR	13	61.5%
HOME	5	FOR	6	83.3%	HOME	3	FOR	4	75.0%
AWAY	2	FOR	3	66.6%	AWAY	5	FOR	9	55.5%

FLYERS VS. EDMONTON OILERS

2014 – 15 RESULTS: WON – 1; LOST – 0; OTL – 1

DATE	GAME NO.	FLYERS GOALSCORERS	GOALTENDERS	WINNING GOAL
11-4-14	12	EDMONTON 1 AT FLYERS 4	FASTH(L)/MASON(W)	VORACEK
3-21-15*	74	FLYERS 4 AT EDMONTON 5	EMERY(OT)/SCRIVENS(W)	NUGENT-HOPKINS*

	GP	W	L	OT	PTS	GF	GA	SO	PPG	SHG	PIM
FLYERS	2	1	0	1	3	8	6	0	1	0	19
EDMONTON	2	1	1	0	2	6	8	0	0	0	13

GOALS BY PERIOD:	1ST	2ND	3RD	OT	TOTAL	SHOTS BY PERIOD:	1ST	2ND	3RD	OT	TOTAL
FLYERS	5	2	1	0	8	FLYERS	19	14	20	3	56
EDMONTON	3	2	0	1	6	EDMONTON	22	26	19	3	70

INDIVIDUAL SCORING:

FLYERS	GP	G	A	TP	+/-	PIM	PP	SH	CHICAGO	GP	G	A	TP	+/-	PIM	PP	SH
JAKUB VORACEK	2	2	3	5	2	4	0	0	RYAN NUGENT-HOPKINS	2	3	1	4	3	2	0	0
CLAUDE GIROUX	2	2	1	3	2	0	1	0	JORDAN EBERLE	2	1	2	3	3	0	0	0
ZAC RINALDO	2	0	2	2	1	5	0	0	MATT HENDRICKS	2	1	0	1	-1	5	0	0
MARK STREIT	2	0	2	2	-1	2	0	0	TEDDY PURCELL	2	1	0	1	0	0	0	0
PIERRE-EDOUARD BELLEMAIRE	2	1	0	1	-2	0	0	0	BOYD GORDON	2	0	1	1	-1	0	0	0
MICHAEL RAFFL	2	1	0	1	3	0	0	0	NIKITA NIKITIN	2	0	1	1	-1	0	0	0
LUKE SCHENN	1	1	0	1	1	0	0	0	BENOIT POULIOT	2	0	1	1	2	0	0	0
RYAN WHITE	1	1	0	1	1	0	0	0	JUSTIN SCHULTZ	2	0	1	1	3	0	0	0
MICHAEL DEL ZOTTO	2	0	1	1	-1	0	0	0	ANDREW FERENC	1	0	1	1	0	0	0	0
NICKLAS GROSSMANN	2	0	1	1	1	4	0	0	TAYLOR HALL	1	0	1	1	-1	2	0	0
BRAYDEN SCHENN	2	0	1	1	-1	0	0	0	DEREK ROY	1	0	1	1	0	0	0	0
WAYNE SIMMONDS	2	0	1	1	-1	2	0	0	MARK FAYNE	2	0	0	0	-3	0	0	0
CHRIS VANDEVELDE	2	0	1	1	-1	0	0	0	OSCAR KLEFBOM	2	0	0	0	-1	0	0	0
CARLO COLAIACOVO	2	0	0	0	1	0	0	0	MARTIN MARINCIN	2	0	0	0	0	0	0	0
SEAN COUTURIER	2	0	0	0	-1	0	0	0	NAIL YAKUPOV	2	0	0	0	-1	0	0	0
MATT READ	2	0	0	0	-1	0	0	0	WILL ACTON	1	0	0	0	-1	0	0	0
NICK SCHULTZ	2	0	0	0	0	2	0	0	MARK ARCOBELLO	1	0	0	0	-1	0	0	0
NICK COUSINS	1	0	0	0	1	0	0	0	LEON DRAISAITL	1	0	0	0	-1	0	0	0
VINCENT LECAVALIER	1	0	0	0	1	0	0	0	JESSE JOENSUU	1	0	0	0	-1	0	0	0
ANDREW MACDONALD	1	0	0	0	1	0	0	0	ROB KLINKHAMMER	1	0	0	0	0	0	0	0
R.J. UMBERGER	1	0	0	0	0	0	0	0	ANTON LANDER	1	0	0	0	-1	0	0	0
									ANDREW MILLER	1	0	0	0	-1	0	0	0
									DAVID PERRON	1	0	0	0	-1	0	0	0
									JEFF PETRY	1	0	0	0	-1	0	0	0

GOALTENDING RECORD:

FLYERS	GP	MIN	GA	AVG	EN	SO	W	L	OT	SHOTS	SAVE %
STEVE MASON	1	60	1	1.00	0	0	1	0	0	36	.972
RAY EMERY	1	63	5	4.78	0	0	0	0	1	34	.853
TEAM TOTALS	2	123	6	2.92	0	0	1	0	1	70	.914

EDMONTON	GP	MIN	GA	AVG	EN	SO	W	L	OT	SHOTS	SAVE %
BEN SCRIVENS	1	63	4	3.82	0	0	1	0	0	31	.871
JESPER FASTH	1	60	4	4.00	0	0	0	0	1	25	.840
TEAM TOTALS	2	123	8	3.90	0	0	1	0	1	56	.857

POWER PLAY:

FLYERS	1	FOR	4	25.0%	EDMONTON	0	FOR	8	0.0%
HOME	0	FOR	0	0.0%	HOME	0	FOR	4	0.0%
AWAY	1	FOR	4	25.0%	AWAY	0	FOR	4	0.0%

PENALTY KILLING

FLYERS	8	FOR	8	100.0%	EDMONTON	3	FOR	4	75.0%
HOME	4	FOR	4	100.0%	HOME	3	FOR	4	75.0%
AWAY	4	FOR	4	100.0%	AWAY	0	FOR	0	0.0%

FLYERS VS. FLORIDA PANTHERS

2014 – 15 RESULTS: WON – 1; LOST – 1; OTL – 1

DATE	GAME NO.		FLYERS GOALSCORERS	GOALTENDERS	WINNING GOAL
11-1-14	11	FLYERS 1 AT FLORIDA 2	40	MASON(L)/LUONGO(W)	EKBLAD
11-6-14	13	FLORIDA 1 AT FLYERS 4	14,15,78,93	LUONGO(L)/MASON(W)	DEL ZOTTO
12-18-14**	31	FLORIDA 2 AT FLYERS 1	93	LUONGO(W)/MASON(L)	BOLLAND**

	GP	W	L	OT	PTS	GF	GA	SO	PPG	SHG	PIM
FLYERS	3	1	1	1	3	6	4	0	0	0	26
FLORIDA	3	2	1	0	4	4	6	0	2	0	26

GOALS BY PERIOD:	1ST	2ND	3RD	OT	TOTAL	SHOTS BY PERIOD:	1ST	2ND	3RD	OT	TOTAL
FLYERS	2	3	1	0	6	FLYERS	27	28	34	4	93
FLORIDA	2	1	1	0	4	FLORIDA	30	37	28	2	97

INDIVIDUAL SCORING:

FLYERS	GP	G	A	TP	+/-	PIM	PP	SH	FLORIDA	GP	G	A	TP	+/-	PIM	PP	SH
JAKUB VORACEK	3	2	1	3	2	0	0	0	JIMMY HAYES	3	0	2	2	0	0	0	0
PIERRE-EDOUARD BELLEMARE	3	1	1	2	1	0	0	0	NICK BJUGSTAD	3	1	0	1	-2	4	1	0
SEAN COUTURIER	3	1	1	2	2	0	0	0	AARON EKBLAD	3	1	0	1	-2	2	1	0
BRAYDEN SCHENN	3	0	2	2	2	2	0	0	WILLIE MITCHELL	3	1	0	1	-2	2	0	0
VINCENT LECALAVALIER	3	1	0	1	0	4	0	0	SCOTTIE UPSHALL	3	1	0	1	1	4	0	0
MICHAEL DEL ZOTTO	2	1	0	1	2	0	0	0	BRIAN CAMPBELL	3	0	1	1	-2	0	0	0
CLAUDE GIROUX	3	0	1	1	1	2	0	0	JUSSI JOKINEN	3	0	1	1	-2	2	0	0
NICKLAS GROSSMANN	3	0	1	1	2	0	0	0	TOMAS KOPECKY	3	0	1	1	0	4	0	0
MATT READ	3	0	1	1	2	0	0	0	DMITRY KULIKOV	3	0	1	1	-2	0	0	0
WAYNE SIMMONDS	3	0	1	1	2	4	0	0	DYLAN OLSEN	3	0	1	1	0	2	0	0
MARK STREIT	3	0	1	1	2	2	0	0	BRAD BOYES	2	0	1	1	-2	0	0	0
CARLO COLAIACOVO	1	0	1	1	1	2	0	0	TOMAS FLEISCHMANN	3	0	0	0	-1	0	0	0
ZAC RINALDO	3	0	0	0	1	2	0	0	ERIK GUDBRANSON	3	0	0	0	0	0	0	0
LUKE SCHENN	3	0	0	0	1	0	0	0	DEREK MACKENZIE	3	0	0	0	-1	2	0	0
NICK SCHULTZ	3	0	0	0	0	2	0	0	ALEKSANDER BARKOV	2	0	0	0	-2	0	0	0
R.J. UMBERGER	3	0	0	0	0	2	0	0	ROCCO GRIMALDI	2	0	0	0	-1	0	0	0
MICHAEL RAFFL	2	0	0	0	-1	0	0	0	SHAWN THORNTON	2	0	0	0	0	0	0	0
CHRIS VANDEVELDE	2	0	0	0	0	2	0	0	VINCENT TROCHECK	2	0	0	0	-1	2	0	0
JASON AKESON	1	0	0	0	1	0	0	0	SEAN BERGENHEIM	1	0	0	0	0	0	0	0
BRAYDON COBURN	1	0	0	0	0	2	0	0	DAVE BOLLAND	1	0	0	0	0	0	0	0
SCOTT LAUGHTON	1	0	0	0	0	0	0	0	JONATHAN HUBERDEAU	1	0	0	0	-1	2	0	0
ANDREW MACDONALD	1	0	0	0	0	0	0	0	BRANDON PIRRI	1	0	0	0	0	0	0	0
BRANDON MANNING	1	0	0	0	0	0	0	0	COLBY ROBAK	1	0	0	0	0	0	0	0

GOALTENDING RECORD:

FLYERS	GP	MIN	GA	AVG	EN	SO	W	L	OT	SHOTS	SAVE %
STEVE MASON	3	181	4	1.32	0	0	1	1	1	97	.959
TEAM TOTALS	3	181	4	1.32	0	0	1	1	1	97	.959

FLORIDA	GP	MIN	GA	AVG	EN	SO	W	L	OT	SHOTS	SAVE %
ROBERTO LUONGO	3	185	6	1.95	0	0	2	1	0	93	.935
TEAM TOTALS	3	185	6	1.95	0	0	2	1	0	93	.935

POWER PLAY

FLYERS	0	FOR	9	0.0%	FLORIDA	2	FOR	10	20.0%
HOME	0	FOR	3	0.0%	HOME	1	FOR	4	25.0%
AWAY	0	FOR	6	0.0%	AWAY	1	FOR	6	16.6%

PENALTY KILLING

FLYERS	8	FOR	10	80.0%	FLORIDA	9	FOR	9	100.0%
HOME	5	FOR	6	83.3%	HOME	6	FOR	6	100.0%
AWAY	3	FOR	4	75.0%	AWAY	3	FOR	3	100.0%

FLYERS VS. LOS ANGELES KINGS

2014 – 15 RESULTS: WON – 2; LOST – 0; OTL – 0

DATE	GAME NO.	FLYERS GOALSCORERS	GOALTENDERS	WINNING GOAL
10-28-14*	9	LOS ANGELES 2 AT FLYERS 3	QUICK(OT)/EMERY(W)	B. SCHENN*
12-6-14	26	FLYERS 2 AT LOS ANGELES 1	MASON(W)/QUICK(L)	SIMMONDS

	GP	W	L	OT	PTS	GF	GA	SO	PPG	SHG	PIM
FLYERS	2	2	0	0	4	5	3	0	1	0	14
LOS ANGELES	2	0	1	1	1	3	5	0	0	1	14

GOALS BY PERIOD:	1ST	2ND	3RD	OT	TOTAL	SHOTS BY PERIOD:	1ST	2ND	3RD	OT	TOTAL
FLYERS	3	1	0	1	5	FLYERS	27	13	17	2	59
LOS ANGELES	1	0	2	0	3	LOS ANGELES	21	25	31	1	78

INDIVIDUAL SCORING:

FLYERS	GP	G	A	TP	+/-	PIM	PP	SH	CHICAGO	GP	G	A	TP	+/-	PIM	PP	SH
CLAUDE GIROUX	2	1	1	2	2	0	0	0	MIKE RICHARDS	2	1	0	1	-1	2	0	0
JAKUB VORACEK	2	0	2	2	1	0	0	0	TYLER TOFFLI	2	1	0	1	1	0	0	1
MICHAEL RAFFL	2	1	0	1	1	0	0	0	JUSTIN WILLIAMS	2	1	0	1	1	0	0	0
BRAYDEN SCHENN	2	1	0	1	1	0	0	0	KYLE CLIFFORD	2	0	1	1	0	0	0	0
WAYNE SIMMONDS	2	1	0	1	1	4	1	0	DREW DOUGHTY	2	0	1	1	-3	0	0	0
CHRIS VANDEVELDE	2	1	0	1	0	0	0	0	ROBYN REGEHR	2	0	1	1	3	0	0	0
SEAN COUTURIER	2	0	1	1	-1	0	0	0	JARRET STOLL	2	0	1	1	-1	6	0	0
NICKLAS GROSSMANN	2	0	1	1	2	0	0	0	DUSTIN BROWN	2	0	0	0	-2	2	0	0
NICK SCHULTZ	2	0	1	1	0	2	0	0	JEFF CARTER	2	0	0	0	1	0	0	0
MARK STREIT	2	0	1	1	4	2	0	0	MATT GREENE	2	0	0	0	0	0	0	0
ANDREW MACDONALD	1	0	1	1	0	0	0	0	DWIGHT KING	2	0	0	0	-2	0	0	0
PIERRE-EDOUARD BELLEMARE	2	0	0	0	0	2	0	0	ALEC MARTINEZ	2	0	0	0	1	0	0	0
MICHAEL DEL ZOTTO	2	0	0	0	0	0	0	0	BRAYDEN MCNABB	2	0	0	0	0	2	0	0
MATT READ	2	0	0	0	-1	2	0	0	JAKE MUZZIN	2	0	0	0	-3	0	0	0
ZAC RINALDO	2	0	0	0	-1	0	0	0	JORDAN NOLAN	2	0	0	0	0	2	0	0
R.J. UMBERGER	2	0	0	0	-1	2	0	0	TANNER PEARSON	2	0	0	0	0	0	0	0
JASON AKESON	1	0	0	0	-1	0	0	0	ANDY ANDREOFF	1	0	0	0	0	0	0	0
BRAYDON COBURN	1	0	0	0	-1	0	0	0	ANZE KOPITAR	1	0	0	0	0	0	0	0
SHAYNE GOSTISBEHERE	1	0	0	0	-1	0	0	0	TREVOR LEWIS	1	0	0	0	0	0	0	0
SCOTT LAUGHTON	1	0	0	0	0	0	0	0									
LUKE SCHENN	1	0	0	0	-1	0	0	0									

GOALTENDING RECORD:

FLYERS	GP	MIN	GA	AVG	EN	SO	W	L	OT	SHOTS	SAVE %
STEVE MASON	1	60	1	1.00	0	0	1	0	0	38	.947
RAY EMERY	1	63	2	1.92	0	0	1	0	0	40	.950
TEAM TOTALS	2	123	3	1.46	0	0	2	0	0	78	.961

LOS ANGELES	GP	MIN	GA	AVG	EN	SO	W	L	OT	SHOTS	SAVE %
JONATHAN QUICK	2	121	5	2.47	0	0	0	1	1	59	.915
TEAM TOTALS	2	121	5	2.47	0	0	0	1	1	59	.915

POWER PLAY:

FLYERS	1	FOR	7	14.3%	LOS ANGELES	0	FOR	7	0.0%
HOME	0	FOR	2	0.0%	HOME	0	FOR	5	0.0%
AWAY	1	FOR	5	20.0%	AWAY	0	FOR	2	0.0%

PENALTY KILLING

FLYERS	7	FOR	7	100.0%	LOS ANGELES	6	FOR	7	85.7%
HOME	2	FOR	2	100.0%	HOME	4	FOR	5	80.0%
AWAY	5	FOR	5	100.0%	AWAY	2	FOR	2	100.0%

FLYERS VS. MINNESOTA WILD

2014 – 15 RESULTS: WON – 1; LOST – 1; OTL – 0

DATE	GAME NO.	FLYERS GOALSCORERS					GOALTENDERS				WINNING GOAL		
11-20-14	18	MINNESOTA 3 AT FLYERS 2					KUEMPER(W)/EMERY(W)				ZUCKER		
12-23-14	34	FLYERS 5 AT MINNESOTA 2					EMERY(W)/KUEMPER(L)				SIMMONDS		
		GP	W	L	OT	PTS	GF	GA	SO	PPG	SHG	PIM	
FLYERS		2	1	1	0	2	7	5	0	1	0	26	
MINNESOTA		2	1	1	0	2	5	7	0	2	0	14	
GOALS BY PERIOD:		1ST	2ND	3RD	OT	TOTAL	SHOTS BY PERIOD:		1ST	2ND	3RD	OT	TOTAL
FLYERS		2	2	3	0	7	FLYERS		22	24	23	0	69
MINNESOTA		1	2	2	0	5	MINNESOTA		13	17	23	0	53

INDIVIDUAL SCORING:

FLYERS	GP	G	A	TP	+/-	PIM	PP	SH	MONTREAL	GP	G	A	TP	+/-	PIM	PP	SH
JAKUB VORACEK	2	0	3	3	2	4	0	0	MARCO SCANDELLA	2	2	1	3	0	0	0	0
CLAUDE GIROUX	2	2	0	2	1	2	1	0	CHARLIE COYLE	2	1	1	2	0	2	1	0
VINCENT LECALVALIER	2	1	1	2	1	0	0	0	NINO NIEDERREITER	2	1	1	2	-2	0	1	0
WAYNE SIMMONDS	2	1	1	2	-1	0	0	0	RYAN SUTER	2	0	2	2	-2	0	0	0
MARK STREIT	2	1	1	2	2	0	0	0	JASON ZUCKER	2	1	0	1	-1	0	0	0
BRAYDEN SCHENN	2	0	2	2	-2	2	0	0	MIKAEL GRANLUND	2	0	1	1	1	0	0	0
SEAN COUTURIER	2	1	0	1	0	0	0	0	ZACH PARISE	2	0	1	1	0	0	0	0
MICHAEL RAFFL	1	1	0	1	2	0	0	0	JASON POMINVILLE	2	0	1	1	-2	0	0	0
PIERRE-EDOUARD BELLEMARE	2	0	1	1	1	2	0	0	JARED SPURGEON	2	0	1	1	2	0	0	0
ANDREW MACDONALD	2	0	1	1	2	4	0	0	MATT DUMBA	1	0	1	1	-1	0	0	0
LUKE SCHENN	2	0	1	1	1	0	0	0	STU BICKEL	2	0	0	0	0	0	0	0
R.J. UMBERGER	2	0	1	1	1	2	0	0	RYAN CARTER	2	0	0	0	-1	4	0	0
BRAYDON COBURN	2	0	0	0	0	0	0	0	MIKKO KOIVU	2	0	0	0	-2	2	0	0
NICKLAS GROSSMANN	2	0	0	0	1	4	0	0	THOMAS VANEK	2	0	0	0	-1	0	0	0
SCOTT LAUGHTON	2	0	0	0	0	2	0	0	KEITH BALLARD	1	0	0	0	0	4	0	0
MATT READ	2	0	0	0	-1	0	0	0	JONAS BRODIN	1	0	0	0	-2	0	0	0
NICK SCHULTZ	2	0	0	0	0	2	0	0	KYLE BRODZIAK	1	0	0	0	-1	0	0	0
CHRIS VANDEVELDE	2	0	0	0	1	2	0	0	MATT COOKE	1	0	0	0	-1	0	0	0
ZAC RINALDO	1	0	0	0	0	0	0	0	JUSTIN FALK	1	0	0	0	-1	0	0	0
									CHRISTIAN FOLIN	1	0	0	0	-1	0	0	0
									JUSTIN FONTAINE	1	0	0	0	0	0	0	0
									ERIK HAULA	1	0	0	0	-1	0	0	0
									NATE PROSSER	1	0	0	0	0	2	0	0

GOALTENDING RECORD:

FLYERS	GP	MIN	GA	AVG	EN	SO	W	L	OT	SHOTS	SAVE %
RAY EMERY	2	119	5	2.52	0	0	1	1	0	53	.906
TEAM TOTALS	2	119	5	2.52	0	0	1	1	0	53	.906

MINNESOTA	GP	MIN	GA	AVG	EN	SO	W	L	OT	SHOTS	SAVE %
DARCY KUEMPER	2	118	6	3.06	1	0	1	1	0	68	.912
TEAM TOTALS	2	118	6	3.06	1	0	1	1	0	68	.912

POWER PLAY:

FLYERS	1	FOR	4	25.0%	MINNESOTA	2	FOR	10	20.0%
HOME	1	FOR	3	33.3%	HOME	1	FOR	5	20.0%
AWAY	0	FOR	1	0.0%	AWAY	1	FOR	5	20.0%

PENALTY KILLING

FLYERS	8	FOR	10	80.0%	MINNESOTA	3	FOR	4	75.0%
HOME	4	FOR	5	80.0%	HOME	1	FOR	1	100.0%
AWAY	4	FOR	5	80.0%	AWAY	2	FOR	3	66.6%

FLYERS VS. MONTREAL CANADIENS

2014 – 15 RESULTS: WON – 0; LOST – 1; OTL – 2

DATE	GAME NO.		FLYERS GOALSCORERS	GOALTENDERS	WINNING GOAL
10-11-14**	3	MONTREAL 4 AT FLYERS 3	12, 17, 17P	PRICE(W)/EMERY(L)	PARENTEAU**
11-15-14	16	FLYERS 3 AT MONTREAL 6	10, 10, 24P	EMERY(L)/PRICE(W)	PARENTEAU
2-10-15*	54	FLYERS 1 AT MONTREAL 2	24	EMERY(OT)/PRICE(W)	DESHARNAIS*

	GP	W	L	OT	PTS	GF	GA	SO	PPG	SHG	PIM
FLYERS	3	0	1	2	2	7	11	0	2	0	21
MONTREAL	3	3	0	0	6	11	7	0	3	0	29

GOALS BY PERIOD:	1ST	2ND	3RD	OT	TOTAL	SHOTS BY PERIOD:	1ST	2ND	3RD	OT	TOTAL
FLYERS	3	3	1	0	7	FLYERS	31	33	19	2	85
MONTREAL	2	1	7	1	11	MONTREAL	30	31	40	6	107

INDIVIDUAL SCORING:

FLYERS	GP	G	A	TP	+/-	PIM	PP	SH	MONTREAL	GP	G	A	TP	+/-	PIM	PP	SH
BRAYDEN SCHENN	3	2	1	3	1	0	0	0	ANDREI MARKOV	3	1	5	6	2	0	0	0
WAYNE SIMMONDS	3	2	1	3	-2	0	1	0	TOMAS PLEKANEC	3	2	3	5	2	2	0	0
JAKUB VORACEK	3	0	3	3	1	2	0	0	ALEX GALCHENYUK	3	1	4	5	2	2	0	0
MATT READ	3	2	0	2	-3	0	1	0	DAVID DESHARNAIS	3	2	1	3	3	0	1	0
CLAUDE GIROUX	3	0	2	2	0	2	0	0	PIERRE-ALEXANDRE PARENTEAU	2	2	1	3	2	0	1	0
MICHAEL RAFFL	1	1	0	1	0	0	0	0	DALE WEISE	3	2	0	2	1	0	0	0
SEAN COUTURIER	3	0	1	1	-3	0	0	0	P.K. SUBBAN	3	1	1	2	3	4	1	0
MICHAEL DEL ZOTTO	3	0	1	1	2	4	0	0	BRENDAN GALLAGHER	3	0	2	2	-1	4	0	0
NICKLAS GROSSMANN	3	0	1	1	-2	0	0	0	MAX PACIORETTY	3	0	2	2	3	2	0	0
VINCENT LECALVALIER	3	0	1	1	-1	0	0	0	SERGEI GONCHAR	2	0	2	2	1	0	0	0
MARK STREIT	3	0	1	1	-2	2	0	0	NATHAN BEAULIEU	3	0	0	0	-1	0	0	0
CARLO COLAIACOVO	2	0	1	1	0	2	0	0	LARS ELLER	3	0	0	0	-1	4	0	0
PIERRE-EDOUARD BELLEMARE	3	0	0	0	0	0	0	0	TOM GILBERT	3	0	0	0	0	2	0	0
NICK SCHULTZ	3	0	0	0	-2	0	0	0	BRANDON PRUST	3	0	0	0	-1	7	0	0
R.J. UMBERGER	3	0	0	0	-1	0	0	0	JIRI SEKAC	3	0	0	0	0	0	0	0
JASON AKESON	2	0	0	0	0	4	0	0	ALEXEI EMELIN	2	0	0	0	3	0	0	0
ANDREW MACDONALD	2	0	0	0	-2	0	0	0	MANNY MALHOTRA	2	0	0	0	-1	0	0	0
ZAC RINALDO	2	0	0	0	0	5	0	0	MIKE WEAVER	2	0	0	0	-1	0	0	0
CHRIS VANDEVELDE	2	0	0	0	0	0	0	0	MICHAEL BOURNIVAL	1	0	0	0	0	0	0	0
BRAYDON COBURN	1	0	0	0	-1	0	0	0	RENE BOURQUE	1	0	0	0	-1	2	0	0
SCOTT LAUGHTON	1	0	0	0	0	0	0	0	JACOB DE LA ROSE	1	0	0	0	0	0	0	0
LUKE SCHENN	1	0	0	0	1	0	0	0	CHRISTIAN THOMAS	1	0	0	0	0	0	0	0
RYAN WHITE	1	0	0	0	0	0	0	0	JARRED TINORDI	1	0	0	0	-1	0	0	0

GOALTENDING RECORD:

FLYERS	GP	MIN	GA	AVG	EN	SO	W	L	OT	SHOTS	SAVE%
RAY EMERY	3	188	11	3.51	0	0	0	1	2	107	.897
TEAM TOTALS	3	188	11	3.51	0	0	0	1	2	107	.897

MONTREAL	GP	MIN	GA	AVG	EN	SO	W	L	OT	SHOTS	SAVE%
CAREY PRICE	3	187	7	2.25	0	0	3	0	0	85	.918
TEAM TOTALS	3	187	7	2.25	0	0	3	0	0	85	.918

POWER PLAY:

FLYERS	2	FOR	11	18.2%	MONTREAL	3	FOR	9	33.3%
HOME	1	FOR	5	20.0%	HOME	3	FOR	6	50.0%
AWAY	1	FOR	6	16.6%	AWAY	0	FOR	3	0.0%

PENALTY KILLING:

FLYERS	6	FOR	9	66.7%	MONTREAL	9	FOR	11	81.8%
HOME	3	FOR	3	100.0%	HOME	5	FOR	6	83.3%
AWAY	3	FOR	6	50.0%	AWAY	4	FOR	5	80.0%

FLYERS VS. NASHVILLE PREDATORS

2014 – 15 RESULTS: WON – 1; LOST – 1; OTL – 0

DATE	GAME NO.	FLYERS 1 AT NASHVILLE 4	FLYERS GOALSCORERS	GOALTENDERS	WINNING GOAL
12-27-14	35	FLYERS 1 AT NASHVILLE 4	28	EMERY(L)/RINNE(W)	FISHER
2-21-15**	59	NASHVILLE 2 AT FLYERS 3	17, 25, 93	RINNE(L)/ZEPP(W)	VORACEK**

	GP	W	L	OT	PTS	GF	GA	SO	PPG	SHG	PIM
FLYERS	2	1	1	0	2	3	6	0	0	0	26
NASHVILLE	2	1	0	1	3	6	3	0	3	0	14

GOALS BY PERIOD:	1ST	2ND	3RD	OT	TOTAL	SHOTS BY PERIOD:	1ST	2ND	3RD	OT	TOTAL
FLYERS	1	2	0	0	3	FLYERS	21	18	17	4	60
NASHVILLE	2	2	2	0	6	NASHVILLE	13	21	21	5	60

INDIVIDUAL SCORING:

FLYERS	GP	G	A	TP	+/-	PIM	PP	SH	NASHVILLE	GP	G	A	TP	+/-	PIM	PP	SH
BRAYDON COBURN	2	0	2	2	0	0	0	0	COLIN WILSON	2	3	0	3	1	0	1	0
CLAUDE GIROUX	2	1	0	1	0	4	0	0	MIKE FISHER	2	1	2	3	1	0	1	0
WAYNE SIMMONDS	2	1	0	1	-1	2	0	0	FILIP FORSBERG	2	1	1	2	-1	0	1	0
RYAN WHITE	1	1	0	1	1	0	0	0	ROMAN JOSI	2	0	2	2	0	4	0	0
BRAYDEN SCHENN	2	0	1	1	0	0	0	0	CRAIG SMITH	2	1	0	1	0	0	0	0
NICK SCHULTZ	2	0	1	1	2	2	0	0	MATT CULLEN	2	0	1	1	1	0	0	0
R.J. UMBERGER	2	0	1	1	1	0	0	0	SETH JONES	2	0	1	1	0	0	0	0
MICHAEL DEL ZOTTO	1	0	1	1	-1	0	0	0	MIKE RIBEIRO	2	0	1	1	0	0	0	0
PIERRE-EDOUARD BELLEMARE	2	0	0	0	0	0	0	0	SHEA WEBER	2	0	1	1	0	2	0	0
SEAN COUTURIER	2	0	0	0	0	0	0	0	VICTOR BARTLEY	2	0	0	0	-1	0	0	0
NICKLAS GROSSMANN	2	0	0	0	0	0	0	0	MATTIAS EKHLÖF	2	0	0	0	1	0	0	0
ANDREW MACDONALD	2	0	0	0	0	4	0	0	PAUL GAUSTAD	2	0	0	0	0	0	0	0
MICHAEL RAFFL	2	0	0	0	0	0	0	0	CALLE JÄRNKROK	2	0	0	0	-1	0	0	0
MATT READ	2	0	0	0	0	2	0	0	JAMES NEAL	2	0	0	0	0	2	0	0
MARK STREIT	2	0	0	0	0	0	0	0	ERIC NYSTROM	2	0	0	0	0	0	0	0
CHRIS VANDELVE	2	0	0	0	0	2	0	0	TAYLOR BECK	1	0	0	0	0	0	0	0
JAKUB VORACEK	2	0	0	0	-2	0	0	0	GABRIEL BOURQUE	1	0	0	0	0	0	0	0
SCOTT LAUGHTON	1	0	0	0	0	0	0	0	RYAN ELLIS	1	0	0	0	0	0	0	0
VINCENT LECALVIER	1	0	0	0	-1	0	0	0	CODY FRANSON	1	0	0	0	0	0	0	0
ZAC RINALDO	1	0	0	0	0	10	0	0	OLLI JOKINEN	1	0	0	0	0	6	0	0
LUKE SCHENN	1	0	0	0	0	0	0	0	MIKE SANTORELLI	1	0	0	0	-1	0	0	0

GOALTENDING RECORD:

FLYERS	GP	MIN	GA	AVG	EN	SO	W	L	OT	SHOTS	SAVE %
ROB ZEPP	1	65	2	1.85	0	0	1	0	0	22	.909
RAY EMERY	1	59	3	3.03	1	0	0	1	0	37	.919
TEAM TOTALS	2	124	5	2.42	1	0	1	1	0	60	.917

NASHVILLE	GP	MIN	GA	AVG	EN	SO	W	L	OT	SHOTS	SAVE%
PEKKA RINNE	2	125	3	1.44	0	0	1	0	1	60	.950
TEAM TOTALS	2	125	3	1.44	0	0	1	0	1	60	.950

POWER PLAY:

FLYERS	0	FOR	6	0.0%	NASHVILLE	3	FOR	7	42.9%
HOME	0	FOR	2	0.0%	HOME	3	FOR	5	60.0%
AWAY	0	FOR	4	0.0%	AWAY	0	FOR	2	0.0%

PENALTY KILLING:

FLYERS	4	FOR	7	57.1%	NASHVILLE	6	FOR	6	100.0%
HOME	2	FOR	2	100.0%	HOME	4	FOR	4	100.0%
AWAY	2	FOR	5	40.0%	AWAY	2	FOR	2	100.0%

FLYERS VS. NEW JERSEY DEVILS

2014 – 15 RESULTS: WON – 1; LOST – 3; OTL – 0

DATE	GAME NO.		FLYERS GOALSCORERS	GOALTENDERS	WINNING GOAL
10-9-14	2	NEW JERSEY 6 AT FLYERS 4	28P, 17, 17P, 40	SCHNEIDER(W)/MASON(L)	ZUBRUS
12-11-14	28	NEW JERSEY 1 AT FLYERS 4	14S, 24, 17P, 93EN	SCHNEIDER(L)/EMERY(W)	READ
1-3-15	39	FLYERS 2 AT NEW JERSEY 5	47, 40P	EMERY,MASON(L)/SCHNEIDER(W)	JAGR
3-8-15	67	FLYERS 2 AT NEW JERSEY 5	25, 12S	MASON(L)/KINKAID(W)	GELINAS

	GP	W	L	OT	PTS	GF	GA	SO	PPG	SHG	PIM
FLYERS	4	1	3	0	2	12	17	0	4	2	44
NEW JERSEY	4	3	1	0	6	17	12	0	3	0	48

GOALS BY PERIOD:	1ST	2ND	3RD	OT	TOTAL	SHOTS BY PERIOD:	1ST	2ND	3RD	OT	TOTAL
FLYERS	3	4	5	0	12	FLYERS	34	48	40	0	122
NEW JERSEY	5	7	5	0	17	NEW JERSEY	26	34	23	0	83

INDIVIDUAL SCORING:

FLYERS	GP	G	A	TP	+/-	PIM	PP	SH	NEW JERSEY	GP	G	A	TP	+/-	PIM	PP	SH
WAYNE SIMMONDS	4	3	1	4	0	5	2	0	ADAM HENRIQUE	4	3	3	6	6	2	0	0
CLAUDE GIROUX	3	1	3	4	-4	0	1	0	SCOTT GOMEZ	3	1	5	6	3	0	0	0
MARK STREIT	4	0	4	4	-5	0	0	0	JAROMIR JAGR	3	3	2	5	3	2	0	0
VINCENT LECALVIER	2	2	1	3	-4	0	1	0	ANDY GREENE	4	0	4	4	5	0	0	0
ANDREW MACDONALD	4	1	2	3	1	2	0	0	PATRIK ELIAS	3	2	1	3	2	2	1	0
MATT READ	4	1	2	3	1	0	0	0	MARTIN HAVLAT	3	1	2	3	0	2	1	0
JAKUB VORACEK	4	1	2	3	-3	2	0	0	MICHAEL RYDER	3	1	2	3	-1	2	0	0
SEAN COUTURIER	4	1	1	2	0	2	0	1	STEVE BERNIER	2	0	3	3	0	0	0	0
RYAN WHITE	1	1	1	2	1	2	0	0	MIKE CAMMALLERI	4	2	0	2	-3	2	0	0
MICHAEL RAFFL	4	1	0	1	-2	5	0	1	STEPHEN GIONTA	3	1	1	2	1	0	0	0
BRAYDEN SCHENN	4	0	1	1	-3	5	0	0	MAREK ZIDLICKY	3	0	2	2	1	0	0	0
LUKE SCHENN	4	0	1	1	-4	0	0	0	DAINIUS ZUBRUS	3	1	0	1	2	0	0	0
NICK SCHULTZ	4	0	1	1	0	2	0	0	ERIC GELINAS	2	1	0	1	0	0	1	0
MICHAEL DEL ZOTTO	2	0	1	1	-5	0	0	0	JACOB JOSEFSON	2	1	0	1	1	0	0	1
PIERRE-EDOUARD BELLEMARE	4	0	0	0	-3	2	0	0	DAMON SEVERSON	3	0	1	1	3	0	0	0
ZAC RINALDO	4	0	0	0	-1	7	0	0	TRAVIS ZAJAC	3	0	1	1	0	2	0	0
R.J. UMBERGER	4	0	0	0	-1	2	0	0	SETH HELGESON	2	0	1	1	-1	0	0	0
NICKLAS GROSSMANN	3	0	0	0	0	4	0	0	ADAM LARSSON	2	0	1	1	2	4	0	0
CHRIS VANDEVELDE	3	0	0	0	-3	2	0	0	RYANE CLOWE	1	0	1	1	1	2	0	0
BRAYDON COBURN	2	0	0	0	1	0	0	0	JON MERRILL	4	0	0	0	-1	0	0	0
JASON AKESON	1	0	0	0	0	0	0	0	TUOMO RUUTO	4	0	0	0	0	2	0	0
CARLO COLAIACOVO	1	0	0	0	1	2	0	0	JORDIN TOOTOO	4	0	0	0	0	7	0	0
SCOTT LAUGHTON	1	0	0	0	0	0	0	0	MARK FRATER	2	0	0	0	2	9	0	0
BRANDON MANNING	1	0	0	0	1	2	0	0	PETER HARROLD	2	0	0	0	-1	0	0	0
									BRYCE SALVADOR	1	0	0	0	1	0	0	0
									TIM SESTITO	1	0	0	0	0	10	0	0
									MIKE SISLO	1	0	0	0	0	2	0	0

GOALTENDING RECORD:

FLYERS	GP	MIN	GA	AVG	EN	SO	W	L	OT	SHOTS	SAVE %
RAY EMERY	2	80	4	3.00	1	0	1	1	0	28	.857
STEVE MASON	3	159	12	4.54	0	0	0	2	0	54	.778
TEAM TOTALS	4	239	16	4.02	1	0	1	3	0	83	.807

NEW JERSEY	GP	MIN	GA	AVG	EN	SO	W	L	OT	SHOTS	SAVE %
COREY SCHNEIDER	3	180	9	3.01	1	0	2	1	0	94	.904
KEITH KINKAID	1	60	2	2.00	0	0	1	0	0	27	.926
TEAM TOTALS	4	240	11	2.75	1	0	3	1	0	122	.910

POWER PLAY:

FLYERS	4	FOR	15	26.7%	NEW JERSEY	3	FOR	12	25.0%
HOME	3	FOR	10	30.0%	HOME	2	FOR	7	28.5%
AWAY	1	FOR	5	20.0%	AWAY	1	FOR	5	20.0%

PENALTY KILLING:

FLYERS	9	FOR	12	75.0%	NEW JERSEY	11	FOR	15	73.3%
HOME	4	FOR	5	80.0%	HOME	4	FOR	5	80.0%
AWAY	5	FOR	7	71.4%	AWAY	7	FOR	10	70.0%

FLYERS VS. NEW YORK ISLANDERS

2014 – 15 RESULTS: WON – 1; LOST – 1; OTL – 2

DATE	GAME NO.	FLYERS	ISLANDERS	GOALSCORERS	GOALTENDERS	WINNING GOAL
11-24-14**	20	FLYERS 0 AT ISLANDERS 1		--	MASON(L)/HALAK(W)	TAVARES**
1-19-15	47	FLYERS 4 AT ISLANDERS 7		32P,15,28,76	ZEPP,EMERY(L)/HALAK (W)	NIELSEN
2-5-15**	52	ISLANDERS 3 AT FLYERS 2		55,76	HALAK(W)/MASON(L)	CLUTTERBUCK**
4-7-15	80	ISLANDERS 4 AT FLYERS 5		28P,28,78,26,10	HALAK(L)/MASON(W)	B.SCHENN

	GP	W	L	OT	PTS	GF	GA	SO	PPG	SHG	PIM
FLYERS	4	1	1	2	4	11	13	0	2	0	41
ISLANDERS	4	3	1	0	6	13	11	1	2	1	33

GOALS BY PERIOD:	1ST	2ND	3RD	OT	TOTAL	SHOTS BY PERIOD:	1ST	2ND	3RD	OT	TOTAL
FLYERS	3	4	4	0	11	FLYERS	36	30	26	3	95
ISLANDERS	2	6	5	0	13	ISLANDERS	47	61	45	4	157

INDIVIDUAL SCORING:

FLYERS	GP	G	A	TP	+/-	PIM	PP	SH	NEW YORK ISLANDERS	GP	G	A	TP	+/-	PIM	PP	SH
MARK STREIT	4	1	3	4	2	4	1	0	JOHN TAVARES	4	2	3	5	0	2	2	0
JAKUB VORACEK	4	0	4	4	-2	4	0	0	ANDERS LEE	4	3	0	3	0	0	0	0
CLAUDE GIROUX	4	3	0	3	-1	0	1	0	NIKOLAY KULEMIN	4	2	1	3	3	0	0	1
BRAYDON SCHENN	4	1	2	3	1	0	0	0	JOHNNY BOYCHUK	4	1	2	3	5	2	0	0
VINCENT LECALVALIER	4	0	3	3	0	0	0	0	NICK LEDDY	4	1	2	3	4	0	0	0
CHRIS VANDEVELDE	3	2	0	2	2	0	0	0	JOSH BAILEY	4	1	1	2	0	0	0	0
ZAC RINALDO	3	0	2	2	2	0	0	0	MICHAEL GRABNER	3	1	1	2	2	0	0	0
PIERRE-EDOUARD BELLEMARE	4	1	0	1	1	0	0	0	RYAN STROME	4	0	2	2	4	0	0	0
MICHAEL DEL ZOTTO	4	1	0	1	-2	2	0	0	CAL CLUTTERBUCK	3	1	0	1	0	0	0	0
NICK SCHULTZ	4	1	0	1	-1	0	0	0	MIKHAIL GRABOVSKI	2	1	0	1	0	0	0	0
CARLO COLAIACOVO	2	1	0	1	-1	0	0	0	BROCK NELSON	4	0	1	1	3	2	0	0
SEAN COUTURIER	4	0	1	1	-4	4	0	0	THOMAS HICKEY	3	0	1	1	-1	2	0	0
NICKLAS GROSSMANN	3	0	1	1	1	2	0	0	FRANS NIELSEN	3	0	1	1	0	0	0	0
ANDREW MACDONALD	3	0	1	1	0	2	0	0	KYLE OKPOSO	3	0	1	1	-1	0	0	0
LUKE SCHENN	3	0	1	1	-1	0	0	0	LUBOMIR VISNOVSKY	2	0	1	1	1	2	0	0
BRANDON MANNING	1	0	1	1	0	0	0	0	CASEY CIZIKAS	4	0	0	0	-2	2	0	0
MATT READ	4	0	0	0	-4	0	0	0	TRAVIS HAMONIC	4	0	0	0	-3	0	0	0
WAYNE SIMMONDS	3	0	0	0	-1	7	0	0	BRIAN STRAIT	4	0	0	0	-1	2	0	0
R.J. UMBERGER	3	0	0	0	-4	0	0	0	MATT MARTIN	3	0	0	0	-1	12	0	0
SCOTT LAUGHTON	2	0	0	0	0	0	0	0	CALVIN DE HAAN	2	0	0	0	-1	2	0	0
MICHAEL RAFFL	2	0	0	0	-1	2	0	0	ERIC BOULTON	1	0	0	0	0	5	0	0
RYAN WHITE	2	0	0	0	1	12	0	0	MATT DONOVAN	1	0	0	0	0	0	0	0
BRAYDON COBURN	1	0	0	0	0	2	0	0	TYLER KENNEDY	1	0	0	0	-1	0	0	0
NICK COUSINS	1	0	0	0	1	0	0	0	COLIN MCDONALD	1	0	0	0	0	0	0	0

GOALTENDING RECORD:

FLYERS	GP	MIN	GA	AVG	EN	SO	W	L	OT	SHOTS	SAVE %
STEVE MASON	3	190	6	1.90	0	1	1	0	2	116	.948
RAY EMERY	1	27	2	4.45	0	0	0	1	0	20	.900
ROB ZEPP	1	31	4	7.66	1	0	0	0	0	20	.800
TEAM TOTALS	4	248	12	2.91	1	1	1	1	2	156	.923

ISLANDERS	GP	MIN	GA	AVG	EN	SO	W	L	OT	SHOTS	SAVE %
JAROSLAV HALAK	4	248	11	2.66	0	1	3	1	0	95	.884
TEAM TOTALS	4	248	11	2.66	0	1	3	1	0	95	.884

POWER PLAY:

FLYERS	2	FOR	9	22.2%	ISLANDERS	2	FOR	13	15.4%
HOME	1	FOR	4	25.0%	HOME	1	FOR	7	14.2%
AWAY	1	FOR	5	20.0%	AWAY	1	FOR	6	16.6%

PENALTY KILLING:

CLARET MEETING:									
FLYERS	11	FOR	13	84.6%	ISLANDERS	7	FOR	9	77.8%
HOME	5	FOR	6	83.3%	HOME	4	FOR	5	80.0%
AWAY	6	FOR	7	85.7%	AWAY	3	FOR	4	75.0%

FLYERS VS. NEW YORK RANGERS

2014 – 15 RESULTS: WON – 1; LOST – 3; OTL – 0

DATE	GAME NO.		FLYERS GOALSCORERS	GOALTENDERS	WINNING GOAL
11-19-14	17	FLYERS 0 AT NEW YORK 2	--	MASON(L)/TALBOT(W)	KLEIN
11-28-14	22	NEW YORK 3 AT FLYERS 0	--	TALBOT(W)/MASON(L)	BOYLE
11-29-14	23	FLYERS 2 AT NEW YORK 5	8,93P	EMERY(L)/LUNDQVIST(W)	BRASSARD
2-28-15	63	NEW YORK 2 AT FLYERS 4	24,12,15S,17EN	TALBOT(L)/MASON(W)	DEL ZOTTO

	GP	W	L	OT	PTS	GF	GA	SO	PPG	SHG	PIM
FLYERS	4	1	3	0	2	6	12	0	1	1	32
NEW YORK	4	3	1	0	6	12	6	2	3	1	28

GOALS BY PERIOD:	1ST	2ND	3RD	OT	TOTAL	SHOTS BY PERIOD:	1ST	2ND	3RD	OT	TOTAL
FLYERS	2	2	2	0	6	FLYERS	33	33	48	0	114
NEW YORK	4	4	4	0	12	NEW YORK	47	50	32	0	129

INDIVIDUAL SCORING:

FLYERS	GP	G	A	TP	+/-	PIM	PP	SH	NEW YORK RANGERS	GP	G	A	TP	+/-	PIM	PP	SH
JAKUB VORACEK	4	1	2	3	0	4	1	0	DEREK STEPAN	4	0	5	5	1	0	0	0
MICHAEL RAFFL	3	1	1	2	1	0	0	0	RICK NASH	4	2	1	3	1	0	1	1
SEAN COUTURIER	4	0	2	2	2	0	0	0	J.T. MILLER	2	2	1	3	2	0	0	0
BRAYDEN SCHENN	4	0	2	2	-3	0	0	0	KEVIN KLEIN	4	1	2	3	6	0	0	0
MICHAEL DEL ZOTTO	4	1	0	1	-2	2	0	1	MARTIN ST. LOUIS	4	1	2	3	0	0	0	0
NICKLAS GROSSMANN	4	1	0	1	0	2	0	0	DERICK BRASSARD	4	2	0	2	-1	2	1	0
MATT READ	4	1	0	1	-3	0	0	0	JESPER FAST	3	1	1	2	2	0	0	0
WAYNE SIMMONDS	4	1	0	1	-2	0	0	0	CARL HAGELIN	4	0	2	2	1	4	0	0
BRAYDON COBURN	4	0	1	1	0	2	0	0	RYAN MCDONAGH	3	0	2	2	1	2	0	0
CLAUDE GIROUX	4	0	1	1	-2	8	0	0	DAN BOYLE	3	1	0	1	-2	0	1	0
VINCENT LECALAVALIER	4	0	1	1	0	0	0	0	JOHN MOORE	3	1	0	1	1	0	0	0
NICK SCHULTZ	4	0	0	0	1	2	0	0	LEE STEPMIAK	3	1	0	1	1	2	0	0
MARK STREIT	4	0	0	0	-3	4	0	0	KEVIN HAYES	4	0	1	1	0	0	0	0
R.J. UMBERGER	4	0	0	0	-2	0	0	0	DOMINIC MOORE	4	0	1	1	4	4	0	0
PIERRE-EDOUARD BELLEMAIRE	3	0	0	0	0	0	0	0	MATT HUNWICK	3	0	1	1	5	2	0	0
SCOTT LAUGHTON	3	0	0	0	-1	2	0	0	CHRIS KREIDER	3	0	1	1	0	6	0	0
ZAC RINALDO	3	0	0	0	-2	4	0	0	TANNER GLASS	2	0	1	1	1	0	0	0
CHRIS VANDEVELDE	3	0	0	0	-1	2	0	0	DAN GIRARDI	4	0	0	0	0	2	0	0
LUKE SCHENN	2	0	0	0	-2	0	0	0	MARC STAAL	4	0	0	0	-2	0	0	0
CARLO COLAIACOVO	1	0	0	0	0	0	0	0	MATS ZUCCARELLO	4	0	0	0	-2	4	0	0
ANDREW MACDONALD	1	0	0	0	-1	0	0	0	ANTHONY DUCLAIR	3	0	0	0	-1	0	0	0
RYAN WHITE	1	0	0	0	-2	0	0	0									

GOALTENDING RECORD:

FLYERS	GP	MIN	GA	AVG	EN	SO	W	L	OT	SHOTS	SAVE %
STEVE MASON	3	176	7	2.39	0	0	1	2	0	94	.926
RAY EMERY	1	57	4	4.18	1	0	0	1	0	34	.882
TEAM TOTALS	4	233	11	2.84	1	0	1	3	0	128	.914

NEW YORK	GP	MIN	GA	AVG	EN	SO	W	L	OT	SHOTS	SAVE %
CAM TALBOT	3	179	3	1.00	1	2	2	1	0	90	.967
HENRIK LUNDQVIST	1	60	2	2.00	0	0	1	0	0	23	.913
TEAM TOTALS	4	239	5	1.25	1	2	3	1	0	113	.956

POWER PLAY:

FLYERS	1	FOR	14	7.1%	NEW YORK	3	FOR	17	17.6%
HOME	0	FOR	9	0.0%	HOME	2	FOR	8	25.0%
AWAY	1	FOR	5	20.0%	AWAY	1	FOR	9	11.1%

PENALTY KILLING:

FLYERS	14	FOR	17	82.4%	NEW YORK	13	FOR	14	92.9%
HOME	8	FOR	9	80.8%	HOME	4	FOR	5	80.0%
AWAY	6	FOR	8	75.0%	AWAY	9	FOR	9	100.0%

FLYERS VS. OTTAWA SENATORS

2014 – 15 RESULTS: WON – 1; LOST – 1; OTL – 1

DATE	GAME NO.		FLYERS GOALSCORERS	GOALTENDERS	WINNING GOAL
1-6-15**	40	OTTAWA 1 AT FLYERS 2	17P, 17	ANDERSON(L)/MASON(W)	SIMMONDS**
3-15-15**	71	FLYERS 1 AT OTTAWA 2	93	EMERY(L)/HAMMOND(W)	RYAN**
4-11-15	82	OTTAWA 3 AT FLYERS 1	24	HAMMOND(W)/MASON(L)	PAGEAU

	GP	W	L	OT	PTS	GF	GA	SO	PPG	SHG	PIM
FLYERS	3	1	1	1	3	3	5	0	1	0	25
OTTAWA	3	2	0	1	5	5	3	0	1	0	25

GOALS BY PERIOD:	1ST	2ND	3RD	OT	TOTAL	SHOTS BY PERIOD:	1ST	2ND	3RD	OT	TOTAL
FLYERS	0	2	1	0	3	FLYERS	30	39	26	2	97
OTTAWA	1	2	2	0	5	OTTAWA	20	33	34	5	92

INDIVIDUAL SCORING:

FLYERS	GP	G	A	TP	+/-	PIM	PP	SH	OTTAWA	GP	G	A	TP	+/-	PIM	PP	SH
MATT READ	3	1	0	1	1	0	0	0	JEAN-GABRIEL PAGEAU	3	2	0	2	2	0	0	0
JAKUB VORACEK	3	1	0	1	-2	2	0	0	MARK STONE	3	2	0	2	1	0	1	0
WAYNE SIMMONDS	2	1	0	1	0	5	1	0	MIKE HOFFMAN	3	1	0	1	0	0	0	0
SEAN COUTURIER	3	0	1	1	0	0	0	0	ERIK CONDRA	3	0	1	1	3	0	0	0
CLAUDE GIROUX	3	0	1	1	-3	0	0	0	KYLE TURRIS	3	0	1	1	1	2	0	0
BRAYDEN SCHENN	3	0	1	1	-1	2	0	0	MARK BOROWIECKI	2	0	1	1	1	2	0	0
MARK STREIT	3	0	1	1	-2	0	0	0	JARED COWEN	2	0	1	1	2	2	0	0
PIERRE-EDOUARD BELLEMARE	3	0	0	0	0	0	0	0	CURTIS LAZAR	2	0	1	1	1	0	0	0
NICKLAS GROSSMANN	3	0	0	0	0	2	0	0	CLARKE MACARTHUR	2	0	1	1	0	2	0	0
MICHAEL RAFFL	3	0	0	0	0	4	0	0	MARC METHOT	2	0	1	1	1	0	0	0
NICK SCHULTZ	3	0	0	0	0	0	0	0	CODY CECI	3	0	0	0	2	0	0	0
CHRIS VANDEVELDE	3	0	0	0	0	0	0	0	ALEX CHIASSON	3	0	0	0	0	2	0	0
CARLO COLAIACOVO	2	0	0	0	-1	0	0	0	ERIK KARLSSON	3	0	0	0	-1	2	0	0
MICHAEL DEL ZOTTO	2	0	0	0	-1	0	0	0	DAVID LEGWAND	3	0	0	0	0	2	0	0
VINCENT LECALVALIER	2	0	0	0	-1	0	0	0	BOBBY RYAN	3	0	0	0	-1	0	0	0
ANDREW MACDONALD	2	0	0	0	-1	4	0	0	PATRICK WIERCIOCH	3	0	0	0	-1	2	0	0
ZAC RINALDO	2	0	0	0	0	2	0	0	MIKA ZIBANEJAD	3	0	0	0	-1	2	0	0
RYAN WHITE	2	0	0	0	0	0	0	0	ERIC GRYBA	2	0	0	0	0	0	0	0
JASON AKESON	1	0	0	0	0	2	0	0	MILAN MICHALEK	2	0	0	0	0	2	0	0
BRAYDON COBURN	1	0	0	0	0	0	0	0	COLIN GREENING	1	0	0	0	0	5	0	0
NICK COUSINS	1	0	0	0	0	0	0	0	CHRIS PHILLIPS	1	0	0	0	0	0	0	0
SCOTT LAUGHTON	1	0	0	0	0	2	0	0	MATT PUEMPEL	1	0	0	0	0	0	0	0
BRANDON MANNING	1	0	0	0	0	0	0	0	ZACK SMITH	1	0	0	0	0	0	0	0
LUKE SCHENN	1	0	0	0	1	0	0	0									
R.J. UMBERGER	1	0	0	0	0	0	0	0									

GOALTENDING RECORD:

FLYERS	GP	MIN	GA	AVG	EN	SO	W	L	OT	SHOTS	SAVE %
STEVE MASON	2	125	4	1.93	0	0	1	1	0	64	.938
RAY EMERY	1	65	1	0.92	0	0	0	0	1	28	.964
TEAM TOTALS	3	190	5	1.58	0	0	1	1	1	92	.946
OTTAWA	GP	MIN	GA	AVG	EN	SO	W	L	OT	SHOTS	SAVE %
ANDREW HAMMOND	2	125	2	0.96	0	0	2	0	0	63	.968
CRAIG ANDERSON	1	65	1	0.92	0	0	0	0	1	34	.971
TEAM TOTALS	3	190	3	0.95	0	0	2	0	1	97	.970

POWER PLAY:

FLYERS	1	FOR	9	11.1%	OTTAWA	1	FOR	11	9.1%
HOME	1	FOR	6	16.6%	HOME	0	FOR	3	0.0%
AWAY	0	FOR	3	0.0%	AWAY	1	FOR	8	12.5%

PENALTY KILLING:

FLYERS	10	FOR	11	90.9%	OTTAWA	8	FOR	9	88.9%
HOME	7	FOR	8	87.5%	HOME	3	FOR	3	100.0%
AWAY	3	FOR	3	100.0%	AWAY	5	FOR	6	83.3%

FLYERS VS. PITTSBURGH PENGUINS

2014 – 15 RESULTS: WON – 4; LOST – 0; OTL – 0

DATE	GAME NO.		FLYERS GOALSCORERS	GOALTENDERS	WINNING GOAL
10-22-14	7	FLYERS 5 AT PITTSBURGH 3	32,78,18,24,14EN	EMERY(W)/FLEURY(L)	READ
1-20-15*	48	PITTSBURGH 2 AT FLYERS 3	22,76,28P	GREISS(OT)/EMERY(W)	GIROUX*
4-1-15	77	FLYERS 4 AT PITTSBURGH 1	40,10,10P,26	MASON (W)/FLEURY(L)	B. SCHENN
4-5-15	79	PITTSBURGH 1 AT FLYERS 4	93P,10P,25,15P	GREISS (L)/MASON(W)	B. SCHENN

	GP	W	L	OT	PTS	GF	GA	SO	PPG	SHG	PIM
FLYERS	4	4	0	0	8	16	7	0	5	0	90
PITTSBURGH	4	0	3	1	1	7	16	0	1	1	65

GOALS BY PERIOD:	1ST	2ND	3RD	OT	TOTAL	SHOTS BY PERIOD:	1ST	2ND	3RD	OT	TOTAL
FLYERS	5	2	8	1	16	FLYERS	29	48	41	6	124
PITTSBURGH	3	2	2	0	7	PITTSBURGH	57	37	38	0	132

INDIVIDUAL SCORING:

FLYERS	GP	G	A	TP	+/-	PIM	PP	SH	PITTSBURGH	GP	G	A	TP	+/-	PIM	PP	SH
JAKUB VORACEK	4	1	5	6	0	27	1	0	NICK SPALING	4	1	2	3	0	2	0	0
BRAYDEN SCHENN	4	3	2	5	0	2	2	0	EVGENI MALKIN	3	0	2	2	-4	0	0	0
SEAN COUTURIER	4	1	4	5	5	2	0	0	IAN COLE	2	0	2	2	-1	0	0	0
MARK STREIT	4	1	4	5	4	2	0	0	SIDNEY CROSBY	4	1	0	1	-1	0	0	0
CLAUDE GIROUX	4	1	3	4	1	2	1	0	CHRIS KUNITZ	4	1	0	1	-1	4	0	1
PIERRE-EDOUARD BELLEMARE	4	1	1	2	1	5	0	0	PAUL MARTIN	4	1	0	1	3	0	0	0
MICHAEL DEL ZOTTO	4	1	1	2	-1	4	1	0	BRANDON SUTTER	4	1	0	1	-4	2	1	0
VINCENT LECAVALIER	3	1	1	2	2	0	0	0	BEAU BENNETT	3	1	0	1	-1	4	0	0
R.J. UMBERGER	2	1	1	2	1	5	0	0	MARCEL GOC	1	1	0	1	2	0	0	0
MATT READ	4	1	0	1	2	0	0	0	BLAKE COMEAU	3	0	1	1	-4	2	0	0
CHRIS VANDEVELDE	4	1	0	1	-1	4	0	0	STEVE DOWNIE	3	0	1	1	-1	13	0	0
CARLO COLAIACOV	3	1	0	1	2	0	0	0	PATRIC HORNOVIST	3	0	1	1	-1	2	0	0
LUKE SCHENN	2	1	0	1	-1	5	0	0	DAVID PERRON	3	0	1	1	-2	2	0	0
RYAN WHITE	2	1	0	1	0	0	0	0	CHRISTIAN EHRRHOFF	2	0	1	1	2	0	0	0
MICHAEL RAFFL	4	0	1	1	2	7	0	0	CRAIG ADAMS	4	0	0	0	0	2	0	0
BRANDON MANNING	3	0	1	1	2	0	0	0	ROB SCUDERI	4	0	0	0	-3	5	0	0
NICK SCHULTZ	3	0	1	1	2	4	0	0	MAXIM LAPIERRE	2	0	0	0	-1	0	0	0
ZAC RINALDO	4	0	0	0	0	21	0	0	KRIS LETANG	2	0	0	0	-4	0	0	0
NICKLAS GROSSMANN	3	0	0	0	3	0	0	0	BEN LOVEJOY	2	0	0	0	-1	0	0	0
NICK COUSINS	2	0	0	0	0	0	0	0	DERRICK POULIOT	2	0	0	0	0	0	0	0
ANDREW MACDONALD	2	0	0	0	0	0	0	0	ZACH SILL	2	0	0	0	0	7	0	0
WAYNE SIMMONDS	2	0	0	0	1	0	0	0	DANIEL WINNIK	2	0	0	0	1	2	0	0
JASON AKESON	1	0	0	0	0	0	0	0	MARK ARCIBELLO	1	0	0	0	-1	2	0	0
									ROBERT BORTUZZO	1	0	0	0	1	2	0	0
									TAYLOR CHORNEY	1	0	0	0	0	0	0	0
									SIMON DESPRES	1	0	0	0	-1	7	0	0
									PASCAL DUPUIS	1	0	0	0	-2	2	0	0
									BOBBY FARNHAM	1	0	0	0	0	5	0	0
									SCOTT HARRINGTON	1	0	0	0	-2	0	0	0
									OLLI MAATTA	1	0	0	0	-3	0	0	0

GOALTENDING RECORD:

FLYERS	GP	MIN	GA	AVG	EN	SO	W	L	OT	SHOTS	SAVE %
STEVE MASON	2	119	2	1.01	0	0	2	0	0	72	.972
RAY EMERY	2	124	5	2.42	0	0	2	0	0	60	.917
TEAM TOTALS	4	243	7	1.73	0	0	4	0	0	132	.947

PITTSBURGH	GP	MIN	GA	AVG	EN	SO	W	L	OT	SHOTS	SAVE %
THOMAS GREISS	2	124	7	3.39	0	0	0	1	1	60	.883
MARC-ANDRE FLEURY	2	119	8	4.04	1	0	0	2	0	63	.873
TEAM TOTALS	4	243	15	3.70	1	0	0	3	1	123	.878

POWER PLAY:

FLYERS	5	FOR	17	29.4%	PITTSBURGH	1	FOR	12	8.3%
HOME	4	FOR	10	40.0%	HOME	0	FOR	4	0.0%
AWAY	1	FOR	7	14.2%	AWAY	1	FOR	8	12.5%

PENALTY KILLING

FLYERS	11	FOR	12	91.7%	PITTSBURGH	12	FOR	17	70.6%
HOME	7	FOR	8	87.5%	HOME	6	FOR	7	85.7%
AWAY	4	FOR	4	100.0%	AWAY	6	FOR	10	60.0%

FLYERS VS. SAN JOSE SHARKS

2014 – 15 RESULTS: WON – 0; LOST – 1; OTL – 1

DATE	GAME NO.	FLYERS	GOALSCORERS	GOALTENDERS	WINNING GOAL
12-2-14	24	FLYERS 1 AT SAN JOSE 2	14P	MASON(L)/NIEMI(W)	NIETO
3-28-15**	76	SAN JOSE 3 AT FLYERS 2	12,28P	STALOCK(W)/MASON(L)	BURNS*

	GP	W	L	OT	PTS	GF	GA	SO	PPG	SHG	PIM
FLYERS	2	0	1	1	1	3	4	0	2	0	25
SAN JOSE	2	2	0	0	4	4	3	0	1	0	25

GOALS BY PERIOD:	1ST	2ND	3RD	OT	TOTAL	SHOTS BY PERIOD:	1ST	2ND	3RD	OT	TOTAL
FLYERS	2	0	1	0	3	FLYERS	23	11	13	0	47
SAN JOSE	2	1	1	0	4	SAN JOSE	21	20	25	5	71

INDIVIDUAL SCORING:

FLYERS	GP	G	A	TP	+/-	PIM	PP	SH	SAN JOSE	GP	G	A	TP	+/-	PIM	PP	SH
JAKUB VORACEK	2	0	2	2	-1	0	0	0	LOGAN COUTURE	2	0	2	2	0	0	0	0
SEAN COUTURIER	2	1	0	1	0	5	1	0	TOMMY WINGELS	2	0	2	2	3	0	0	0
CLAUDE GIROUX	2	1	0	1	0	0	1	0	MATT IRWIN	2	1	0	1	1	0	0	0
MICHAEL RAFFL	2	1	0	1	1	0	0	0	MATT NIETO	2	1	0	1	1	2	0	0
NICKLAS GROSSMANN	2	0	1	1	1	4	0	0	JOE PAVELSKI	2	1	0	1	0	0	1	0
MICHAEL DEL ZOTTO	1	0	1	1	0	0	0	0	MARC-EDOUARD VLASIC	2	1	0	1	0	0	0	0
SCOTT LAUGHTON	1	0	1	1	-1	0	0	0	BRENT BURNS	2	0	1	1	1	0	0	0
ANDREW MACDONALD	1	0	1	1	-1	0	0	0	PATRICK MARLEAU	2	0	1	1	1	0	0	0
PIERRE-EDOUARD BELLEMAIRE	2	0	0	0	0	0	0	0	CHRIS TIERNEY	1	0	1	1	1	0	0	0
MATT READ	2	0	0	0	-1	0	0	0	JUSTIN BRAUN	2	0	0	0	0	2	0	0
ZAC RINALDO	2	0	0	0	-1	0	0	0	BRENDEN DILLON	2	0	0	0	2	5	0	0
BRAYDEN SCHENN	2	0	0	0	-1	2	0	0	SCOTT HANNAN	2	0	0	0	0	2	0	0
NICK SCHULTZ	2	0	0	0	-1	2	0	0	TOMAS HERTL	2	0	0	0	-1	0	0	0
CHRIS VANDEVELDE	2	0	0	0	0	0	0	0	JOHN SCOTT	2	0	0	0	1	10	0	0
MARK ALT	1	0	0	0	-1	0	0	0	JOE THORNTON	2	0	0	0	0	2	0	0
BRAYDON COBURN	1	0	0	0	-1	0	0	0	MIKE BROWN	1	0	0	0	0	0	0	0
NICK COUSINS	1	0	0	0	-1	0	0	0	ANDREW DESJARDINS	1	0	0	0	0	0	0	0
OLIVER LAURIDSEN	1	0	0	0	-1	10	0	0	BARCLAY GOODROW	1	0	0	0	0	0	0	0
VINCENT LECAVALIER	1	0	0	0	0	0	0	0	MELKER KARLSSON	1	0	0	0	0	0	0	0
BRANDON MANNING	1	0	0	0	1	0	0	0	TYE MCGINN	1	0	0	0	0	0	0	0
LUKE SCHENN	1	0	0	0	-1	0	0	0	JAMES SHEPPARD	1	0	0	0	0	2	0	0
WAYNE SIMMONDS	1	0	0	0	-1	0	0	0	BEN SMITH	1	0	0	0	0	0	0	0
MARK STREIT	1	0	0	0	0	0	0	0									
R.J. UMBERGER	1	0	0	0	0	0	0	0									
RYAN WHITE	1	0	0	0	0	2	0	0									

GOALTENDING RECORD:

FLYERS	GP	MIN	GA	AVG	EN	SO	W	L	OT	SHOTS	SAVE %
STEVE MASON	2	125	4	1.93	0	0	0	1	1	71	.944
TEAM TOTALS	2	125	4	1.93	0	0	0	1	1	71	.944

SAN JOSE	GP	MIN	GA	AVG	EN	SO	W	L	OT	SHOTS	SAVE %
ANTTI NIEMI	1	60	1	1.00	0	0	1	0	0	29	.966
ALEX STALOCK	1	65	2	1.85	0	0	1	0	0	18	.889
TEAM TOTALS	2	125	3	1.44	0	0	2	0	0	47	.936

POWER PLAY:

FLYERS	2	FOR	5	40.0%	SAN JOSE	1	FOR	5	20.0%
HOME	1	FOR	3	33.3%	HOME	0	FOR	1	0.0%
AWAY	1	FOR	2	50.0%	AWAY	1	FOR	4	25.0%

PENALTY KILLING

FLYERS	4	FOR	5	80.0%	SAN JOSE	3	FOR	5	60.0%
HOME	3	FOR	4	75.0%	HOME	1	FOR	2	50.0%
AWAY	1	FOR	1	100.0%	AWAY	2	FOR	3	66.6%

FLYERS VS. ST LOUIS BLUES

2014 – 15 RESULTS: WON – 1; LOST – 0; OTL – 1

DATE	GAME NO.	ST. LOUIS 1 AT FLYERS 3	FLYERS GOALSCORERS	GOALTENDERS	WINNING GOAL
3-5-15	65	FLYERS 0 AT ST. LOUIS 1	15,17,12EN	ELLIOTT(L)/MASON(W)	SIMMONDS
3-12-15**	69		--	MASON(L)/ELLIOTT(W)	OSHIE**

	GP	W	L	OT	PTS	GF	GA	SO	PPG	SHG	PIM
FLYERS	2	1	0	1	3	3	1	0	0	0	6
ST. LOUIS	2	1	1	0	2	1	3	1	0	0	12

GOALS BY PERIOD:	1ST	2ND	3RD	OT	TOTAL	SHOTS BY PERIOD:	1ST	2ND	3RD	OT	TOTAL
FLYERS	0	0	3	0	3	FLYERS	18	20	18	3	59
ST. LOUIS	1	0	0	0	1	ST. LOUIS	17	20	25	2	64

INDIVIDUAL SCORING:

FLYERS	GP	G	A	TP	+/-	PIM	PP	SH	ST LOUIS	GP	G	A	TP	+/-	PIM	PP	SH
MATT READ	2	0	2	2	2	0	0	0	JADEN SCHWARTZ	2	1	0	1	1	0	0	0
LUKE SCHENN	2	0	2	2	2	0	0	0	VLADIMIR TARASENKO	2	0	1	1	0	0	0	0
MICHAEL RAFFL	2	1	0	1	0	0	0	0	DAVID BACKES	2	0	0	0	-3	0	0	0
WAYNE SIMMONDS	2	1	0	1	1	0	0	0	ROBERT BORTUZZO	2	0	0	0	0	2	0	0
MICHAEL DEL ZOTTO	1	1	0	1	3	0	0	0	JAY BOUWMEESTER	2	0	0	0	1	0	0	0
PIERRE-EDOUARD BELLEMAIRE	2	0	1	1	1	0	0	0	MARCEL GOC	2	0	0	0	0	2	0	0
MARK STREIT	2	0	1	1	0	0	0	0	CARL GUNNARSSON	2	0	0	0	-2	0	0	0
CARLO COLAIACOVO	2	0	0	0	0	0	0	0	BARRET JACKMAN	2	0	0	0	1	2	0	0
SEAN COUTURIER	2	0	0	0	2	0	0	0	DMITRIJ JASKIN	2	0	0	0	0	0	0	0
CLAUDE GIROUX	2	0	0	0	-1	0	0	0	JORI LEHTERA	2	0	0	0	1	2	0	0
ANDREW MACDONALD	2	0	0	0	0	2	0	0	PETTERI LINDBOHM	2	0	0	0	0	0	0	0
ZAC RINALDO	2	0	0	0	0	0	0	0	T.J. OSHIE	2	0	0	0	-3	0	0	0
BRAYDEN SCHENN	2	0	0	0	0	0	0	0	STEVE OTT	2	0	0	0	0	2	0	0
NICK SCHULTZ	2	0	0	0	-1	0	0	0	ALEX PIETRANGELO	2	0	0	0	-3	0	0	0
CHRIS VANDEVELDE	2	0	0	0	1	0	0	0	RYAN REAVES	2	0	0	0	0	2	0	0
JAKUB VORACEK	2	0	0	0	0	2	0	0	PAUL STASTNY	2	0	0	0	-1	0	0	0
RYAN WHITE	2	0	0	0	0	0	0	0	ALEXANDER STEEN	2	0	0	0	-3	0	0	0
NICKLAS GROSSMANN	1	0	0	0	0	2	0	0	PATRIK BERGLUND	1	0	0	0	0	0	0	0
VINCENT LECALVALIER	1	0	0	0	0	0	0	0	CHRIS PORTER	1	0	0	0	0	0	0	0
R.J. UMBERGER	1	0	0	0	0	0	0	0									

GOALTENDING RECORD:

FLYERS	GP	MIN	GA	AVG	EN	SO	W	L	OT	SHOTS	SAVE %
STEVE MASON	2	125	1	0.48	0	1	1	0	1	64	.984
TEAM TOTALS	2	125	1	0.48	0	1	1	0	1	64	.984

ST. LOUIS	GP	MIN	GA	AVG	EN	SO	W	L	OT	SHOTS	SAVE %
BRIAN ELLIOTT	2	123	2	0.97	1	1	1	1	0	58	.966
TEAM TOTALS	2	123	2	0.97	1	1	1	1	0	58	.966

POWER PLAY:

FLYERS	0	FOR	6	0.0%	ST. LOUIS	0	FOR	3	0.0%
HOME	0	FOR	2	0.0%	HOME	0	FOR	2	0.0%
AWAY	0	FOR	4	0.0%	AWAY	0	FOR	1	0.0%

PENALTY KILLING

FLYERS	3	FOR	3	100.0%	ST. LOUIS	6	FOR	6	100.0%
HOME	1	FOR	1	100.0%	HOME	4	FOR	4	100.0%
AWAY	2	FOR	2	100.0%	AWAY	2	FOR	2	100.0%

FLYERS VS. TAMPA BAY LIGHTNING

2014 – 15 RESULTS: WON – 1; LOST – 2; OTL – 0

DATE	GAME NO.	FLYERS	GOALSCORERS	GOALTENDERS	WINNING GOAL
10-30-14	10	FLYERS 3 AT TAMPA BAY 4	17, 93, 12	EMERY(L)/BISHOP(W)	GARRISON
12-16-14	30	TAMPA BAY 3 AT FLYERS 1	17P	VASILEVSKIY(W)/MASON(L)	JOHNSON
1-12-15	43	TAMPA BAY 3 AT FLYERS 7	76,18,93P,78,32P,10P,12	NABOKOV,BISHOP(L)/ZEPPI(W)	BELLEMARE

	GP	W	L	OT	PTS	GF	GA	SO	PPG	SHG	PIM
FLYERS	3	1	2	0	2	11	10	0	4	0	31
TAMPA BAY	3	2	1	0	4	10	11	0	4	0	27

GOALS BY PERIOD:	1ST	2ND	3RD	OT	TOTAL	SHOTS BY PERIOD:	1ST	2ND	3RD	OT	TOTAL
FLYERS	4	5	2	0	11	FLYERS	24	27	25	0	76
TAMPA BAY	2	4	4	0	10	TAMPA BAY	21	26	32	0	79

INDIVIDUAL SCORING:

FLYERS	GP	G	A	TP	+/-	PIM	PP	SH	TAMPA BAY	GP	G	A	TP	+/-	PIM	PP	SH
CLAUDE GIROUX	3	0	5	5	0	2	0	0	STEVEN STAMKOS	3	4	1	5	0	0	2	0
WAYNE SIMMONDS	3	2	2	4	1	4	1	0	VALTERI FILPPULA	3	1	4	5	2	2	0	0
JAKUB VORACEK	3	2	2	4	1	0	1	0	TYLER JOHNSON	3	1	2	3	1	2	0	0
MARK STREIT	3	1	3	4	-1	2	1	0	RYAN CALLAHAN	2	1	2	3	1	0	1	0
BRAYDEN SCHENN	3	1	2	3	-1	2	1	0	JONATHAN DROUIN	3	0	3	3	0	2	0	0
MICHAEL RAFFL	3	2	0	2	1	0	0	0	ANTON STRALMAN	3	0	3	3	1	0	0	0
PIERRE-EDOUARD BELLEMARE	3	1	1	2	0	0	0	0	JASON GARRISON	3	1	1	2	0	0	1	0
CHRIS VANDEVELDE	3	1	1	2	0	2	0	0	CEDRIC PAQUETTE	3	0	2	2	2	0	0	0
R.J. UMBERGER	3	1	0	1	0	0	0	0	BRIAN BOYLE	3	1	0	1	-3	2	0	0
MATT READ	3	0	1	1	0	0	0	0	VLADISLAV NAMESTNIKOV	1	1	0	1	1	0	0	0
LUKE SCHENN	3	0	1	1	2	4	0	0	ALEX KILLORN	3	0	1	1	1	0	0	0
BRAYDON COBURN	2	0	1	1	-1	0	0	0	NIKITA KUCHEROV	3	0	1	1	0	0	0	0
MICHAEL DEL ZOTTO	2	0	1	1	3	2	0	0	MATTHEW CARLE	3	0	0	0	0	6	0	0
SCOTT LAUGHTON	2	0	1	1	1	0	0	0	BRENDEN MORROW	3	0	0	0	-2	7	0	0
BRANDON MANNING	1	0	1	1	0	0	0	0	ANDREJ SUSTR	3	0	0	0	-2	2	0	0
SEAN COUTURIER	3	0	0	0	1	2	0	0	MARK BARBERIO	2	0	0	0	-1	0	0	0
NICK SCHULTZ	3	0	0	0	1	2	0	0	J.T. BROWN	2	0	0	0	-1	0	0	0
NICKLAS GROSSMANN	2	0	0	0	-1	2	0	0	BRETT CONNOLLY	2	0	0	0	-2	0	0	0
ANDREW MACDONALD	2	0	0	0	0	5	0	0	VICTOR HEDMAN	2	0	0	0	0	0	0	0
ZAC RINALDO	2	0	0	0	-1	2	0	0	ONDREJ PALAT	2	0	0	0	-1	0	0	0
JASON AKESON	1	0	0	0	-1	0	0	0	ERIC BREWER	1	0	0	0	-1	2	0	0
VINCENT LECAVALIER	1	0	0	0	0	0	0	0	RADKO GUDAS	1	0	0	0	-1	2	0	0

GOALTENDING RECORD:

FLYERS	GP	MIN	GA	AVG	EN	SO	W	L	OT	SHOTS	SAVE %
ROB ZEPP	1	60	3	3.01	0	0	1	0	0	24	.875
STEVE MASON	1	58	2	2.07	1	0	0	1	0	22	.909
RAY EMERY	1	58	4	4.15	0	0	0	1	0	32	.875
TEAM TOTALS	3	176	9	3.07	1	0	1	2	0	78	.885

TAMPA	GP	MIN	GA	AVG	EN	SO	W	L	OT	SHOTS	SAVE %
A. VASILEVSKIY	1	60	1	1.00	0	0	1	0	0	24	.958
BEN BISHOP	2	97	6	3.72	0	0	1	0	0	39	.846
EVGENI NABOKOV	1	23	4	10.62	0	0	0	1	0	13	.692
TEAM TOTALS	3	180	11	3.67	0	0	2	1	0	76	.855

POWER PLAY:

FLYERS	4	FOR	9	44.4%	TAMPA BAY	4	FOR	12	33.3%
HOME	4	FOR	7	57.1%	HOME	2	FOR	5	40.0%
AWAY	0	FOR	2	0.0%	AWAY	2	FOR	7	28.5%

PENALTY KILLING

FLYERS	8	FOR	12	66.7%	TAMPA BAY	5	FOR	9	55.6%
HOME	5	FOR	7	71.4%	HOME	2	FOR	2	100%
AWAY	3	FOR	5	60.0%	AWAY	3	FOR	7	42.8%

FLYERS VS. TORONTO MAPLE LEAFS

2014 – 15 RESULTS: WON – 2; LOST – 1; OTL – 0

DATE	GAME NO.	FLYERS	GOALSCORERS	GOALTENDERS	WINNING GOAL
12-20-14	32	FLYERS 7 AT TORONTO 4	18,14,28,8,28,49,12	EMERY(W)/REIMER, BERNIER(L)	GIROUX
1-31-15	51	TORONTO 0 AT FLYERS 1	15	REIMER(L)/MASON(W)	DEL ZOTTO
2-26-15	62	FLYERS 2 AT TORONTO 3	28P,10P	ZEPP,MASON(L)/BERNIER(W)	PHANEUF

	GP	W	L	OT	PTS	GF	GA	SO	PPG	SHG	PIM
FLYERS	3	2	1	0	4	10	7	1	2	0	20
TORONTO	3	1	2	0	2	7	10	0	2	0	24

GOALS BY PERIOD:	1ST	2ND	3RD	OT	TOTAL	SHOTS BY PERIOD:	1ST	2ND	3RD	OT	TOTAL
FLYERS	4	2	4	0	10	FLYERS	42	36	31	0	109
TORONTO	4	1	2	0	7	TORONTO	28	17	27	0	72

INDIVIDUAL SCORING:

FLYERS	GP	G	A	TP	+/-	PIM	PP	SH	TORONTO	GP	G	A	TP	+/-	PIM	PP	SH
CLAUDE GIROUX	3	3	3	6	2	2	1	0	PHIL KESSEL	3	1	3	4	0	2	0	0
JAKUB VORACEK	3	0	4	4	3	4	0	0	TYLER BOZAK	3	1	1	2	1	4	0	0
MARK STREIT	3	0	3	3	-1	2	0	0	JOFFREY LUPUL	3	1	1	2	-3	2	0	0
SEAN COUTURIER	3	1	1	2	0	0	0	0	JAMES VAN RIEMSDYK	3	1	1	2	1	0	1	0
MICHAEL DEL ZOTTO	2	1	1	2	1	0	0	0	MORGAN RIELLY	3	0	2	2	1	0	0	0
MICHAEL RAFFL	2	1	1	2	1	2	0	0	PETER HOLLAND	3	1	0	1	2	6	0	0
MATT READ	3	0	2	2	0	0	0	0	DAVID CLARKSON	2	1	0	1	2	2	0	0
WAYNE SIMMONDS	3	0	2	2	1	2	0	0	DION PHANEUF	2	1	0	1	-4	0	1	0
BRAYDEN SCHENN	3	1	0	1	0	2	1	0	KORBINIAN HOLZER	3	0	1	1	-1	0	0	0
R.J. UMBERGER	3	1	0	1	1	0	0	0	CODY FRANSON	2	0	1	1	-3	0	0	0
NICKLAS GROSSMANN	2	1	0	1	-1	0	0	0	JAKE GARDINER	2	0	1	1	0	0	0	0
SCOTT LAUGHTON	1	1	0	1	3	2	0	0	STEPHANE ROBIDAS	3	0	0	0	-5	2	0	0
PETR STRAKA	1	0	1	1	1	0	0	0	DANIEL WINNIK	2	0	1	1	-1	0	0	0
PIERRE-EDOUARD BELLEMARE	3	0	0	0	-2	0	0	0	NAZEM KADRI	3	0	0	0	-1	0	0	0
ANDREW MACDONALD	3	0	0	0	2	2	0	0	RICHARD PANIK	3	0	0	0	-1	0	0	0
NICK SCHULTZ	3	0	0	0	1	2	0	0	ROMAN POLAK	2	0	0	0	-1	0	0	0
BRAYDON COBURN	2	0	0	0	0	0	0	0	DAVID BOOTH	2	0	0	0	-1	0	0	0
VINCENT LECALAVALIER	2	0	0	0	-1	0	0	0	LEO KOMAROV	2	0	0	0	0	0	0	0
ZAC RINALDO	2	0	0	0	0	0	0	0	MIKE SANTORELLI	2	0	0	0	-2	0	0	0
LUKE SCHENN	2	0	0	0	4	0	0	0	TREVOR SMITH	2	0	0	0	-1	0	0	0
CHRIS VANDEVELDE	2	0	0	0	-1	0	0	0	PETTER GRANBERG	1	0	0	0	0	2	0	0
RYAN WHITE	2	0	0	0	0	0	0	0	OLLI JOKINEN	1	0	0	0	0	2	0	0
CARLO COLAIACOVO	1	0	0	0	0	0	0	0	BRANDON KOZUN	1	0	0	0	0	0	0	0
									ZACH SILL	1	0	0	0	0	0	0	0

GOALTENDING RECORD:

FLYERS	GP	MIN	GA	AVG	EN	SO	W	L	OT	SHOTS	SAVE %
STEVE MASON	2	92	1	0.65	0	1	1	1	0	39	.974
RAY EMERY	1	60	4	4.00	0	0	1	0	0	25	.840
ROB ZEPP	1	26	2	4.70	0	0	0	0	0	8	.750
TEAM TOTALS	3	178	7	2.36	0	1	2	1	0	72	.903

TORONTO	GP	MIN	GA	AVG	EN	SO	W	L	OT	SHOTS	SAVE %
JONATHAN BERNIER	2	110	9	4.93	0	0	1	1	0	90	.900
JAMES REIMER	2	70	1	0.86	0	0	0	1	0	19	.947
TEAM TOTALS	3	180	10	3.33	0	0	1	2	0	109	.908

POWER PLAY:

FLYERS	2	FOR	11	18.2%	TORONTO	2	FOR	9	22.2%
HOME	0	FOR	2	0.0%	HOME	2	FOR	8	25.0%
AWAY	2	FOR	9	22.2%	AWAY	0	FOR	1	0.0%

PENALTY KILLING

FLYERS	7	FOR	9	77.8%	TORONTO	9	FOR	11	81.8%
HOME	1	FOR	1	100.0%	HOME	7	FOR	9	77.7%
AWAY	6	FOR	8	75.0%	AWAY	2	FOR	2	100.0%

FLYERS VS. VANCOUVER CANUCKS

2014 – 15 RESULTS: WON – 0; LOST – 2; OTL – 0

DATE	GAME NO.	FLYERS GOALSCORERS	GOALTENDERS	WINNING GOAL
1-15-15	45	VANCOUVER 4 AT FLYERS 0	MILLER(W)/ZEPP,EMERY(L)	BONINO
3-17-15	72	FLYERS 1 AT VANCOUVER 4	MASON(L)/LACK(W)	BURROWS

	GP	W	L	OT	PTS	GF	GA	SO	PPG	SHG	PIM
FLYERS	2	0	2	0	0	1	8	0	0	0	32
VANCOUVER	2	2	0	0	4	8	1	1	2	0	22

GOALS BY PERIOD:	1ST	2ND	3RD	OT	TOTAL	SHOTS BY PERIOD:	1ST	2ND	3RD	OT	TOTAL
FLYERS	0	1	0	0	1	FLYERS	17	19	22	0	58
VANCOUVER	2	3	3	0	8	VANCOUVER	18	20	19	0	57

INDIVIDUAL SCORING:

FLYERS	GP	G	A	TP	+/-	PIM	PP	SH	VANCOUVER	GP	G	A	TP	+/-	PIM	PP	SH
MICHAEL RAFFL	2	1	0	1	-1	0	0	0	DANIEL SEDIN	2	0	4	4	2	0	0	0
CLAUDE GIROUX	2	0	1	1	-1	0	0	0	ALEXANDRE BURROWS	2	2	1	3	2	0	0	0
WAYNE SIMMONDS	2	0	1	1	-2	5	0	0	ALEXANDER EDLER	2	1	2	3	3	2	0	0
PIERRE-EDOUARD BELLEMAIRE	2	0	0	0	-1	0	0	0	RADIM VRBATA	2	2	0	2	1	0	1	0
CARLO COLAIACOVO	2	0	0	0	-3	2	0	0	HENRIK SEDIN	2	1	1	2	2	0	1	0
SEAN COUTURIER	2	0	0	0	-1	2	0	0	SHAWN MATTHIAS	2	0	2	2	1	2	0	0
VINCENT LECAVALIER	2	0	0	0	-1	0	0	0	NICK BONINO	2	1	0	1	1	2	0	0
ANDREW MACDONALD	2	0	0	0	0	2	0	0	JANNIK HANSEN	2	1	0	1	1	0	0	0
ZAC RINALDO	2	0	0	0	-1	12	0	0	DEREK DORSETT	2	0	1	1	1	2	0	0
BRAYDEN SCHENN	2	0	0	0	-3	0	0	0	BRAD RICHARDSON	2	0	1	1	1	0	0	0
LUKE SCHENN	2	0	0	0	-2	2	0	0	LUCA SBISA	2	0	1	1	1	0	0	0
NICK SCHULTZ	2	0	0	0	-2	0	0	0	RYAN STANTON	1	0	1	1	0	0	0	0
MARK STREIT	2	0	0	0	-2	0	0	0	KEVIN BIEKSA	2	0	0	0	2	5	0	0
CHRIS VANDEVELDE	2	0	0	0	-1	0	0	0	CHRIS HIGGINS	2	0	0	0	1	0	0	0
JAKUB VORACEK	2	0	0	0	-2	5	0	0	BO HORVAT	2	0	0	0	1	2	0	0
NICK COUSINS	1	0	0	0	0	0	0	0	CHRISTOPHER TANEV	2	0	0	0	1	0	0	0
MICHAEL DEL ZOTTO	1	0	0	0	-1	2	0	0	YANNICK WEBER	2	0	0	0	2	0	0	0
NICKLAS GROSSMANN	1	0	0	0	0	0	0	0	DAN HAMHUIS	1	0	0	0	1	7	0	0
MATT READ	1	0	0	0	0	0	0	0	RONALDS KENINS	1	0	0	0	0	0	0	0
R.J. UMBERGER	1	0	0	0	-2	0	0	0	LINDEN VEY	1	0	0	0	1	0	0	0
RYAN WHITE	1	0	0	0	0	0	0	0									

GOALTENDING RECORD:

FLYERS	GP	MIN	GA	AVG	EN	SO	W	L	OT	SHOTS	SAVE %
STEVE MASON	1	57	3	3.13	1	0	0	1	0	34	.912
ROB ZEPP	1	39	1	1.55	0	0	0	0	0	10	.900
RAY EMERY	1	21	3	8.43	0	0	0	1	0	12	.750
TEAM TOTALS	2	117	7	3.59	1	0	0	2	0	56	.875

VANCOUVER	GP	MIN	GA	AVG	EN	SO	W	L	OT	SHOTS	SAVE %
RYAN MILLER	1	60	0	0.00	0	1	1	0	0	30	1.000
EDDIE LACK	1	60	1	1.00	0	0	1	0	0	28	.964
TEAM TOTALS	2	120	1	0.50	0	1	2	0	0	58	.983

POWER PLAY:

FLYERS	0	FOR	6	0.0%	VANCOUVER	2	FOR	4	50.0%
HOME	0	FOR	4	0.0%	HOME	0	FOR	1	0.0%
AWAY	0	FOR	2	0.0%	AWAY	2	FOR	3	66.6%

PENALTY KILLING

FLYERS	2	FOR	4	50.0%	VANCOUVER	6	FOR	6	100.0%
HOME	1	FOR	3	33.3%	HOME	2	FOR	2	100.0%
AWAY	1	FOR	1	100.0%	AWAY	4	FOR	4	100.0%

FLYERS VS. WASHINGTON CAPITALS

2014 – 15 RESULTS: WON – 3; LOST – 1; OTL – 0

DATE	GAME NO.		FLYERS GOALSCORERS	GOALTENDERS	WINNING GOAL
1-8-15*	41	WASHINGTON 2 AT FLYERS 3	14, 18, 93	HOLTBY(OT)/MASON(W)	VORACEK*
1-14-15	44	FLYERS 0 AT WASHINGTON 1	--	ZEPP(L)/HOLTBY(W)	CHIMERA
2-8-15	53	FLYERS 3 AT WASHINGTON 1	32, 17, 93P-EN	EMERY,MASON(W)/HOLTBY(L)	SIMMONDS
2-22-15	60	WASHINGTON 2 AT FLYERS 3	28P, 17P, 15	HOLTBY(L)/ZEPP(W)	DEL ZOTTO

	GP	W	L	OT	PTS	GF	GA	SO	PPG	SHG	PIM
FLYERS	4	3	1	0	6	9	6	0	4	0	40
WASHINGTON	4	1	2	1	3	6	9	1	2	0	34

GOALS BY PERIOD:	1ST	2ND	3RD	OT	TOTAL	SHOTS BY PERIOD:	1ST	2ND	3RD	OT	TOTAL
FLYERS	2	2	4	1	9	FLYERS	34	35	36	2	107
WASHINGTON	2	3	1	0	6	WASHINGTON	29	31	30	1	91

INDIVIDUAL SCORING:

FLYERS	GP	G	A	TP	+/-	PIM	PP	SH	WASHINGTON	GP	G	A	TP	+/-	PIM	PP	SH
CLAUDE GIROUX	4	1	4	5	1	0	1	0	ALEX OVECHKIN	4	2	0	2	-2	0	2	0
JAKUB VORACEK	4	2	2	4	2	2	2	0	NICKLAS BACKSTROM	4	1	1	2	-1	2	0	0
MARK STREIT	4	1	3	4	-1	2	0	0	MIKE GREEN	4	0	2	2	-1	0	0	0
MATT READ	4	0	3	3	3	2	0	0	JASON CHIMERA	4	1	0	1	0	7	0	0
WAYNE SIMMONDS	4	2	0	2	1	2	1	0	JOEL WARD	4	1	0	1	0	2	0	0
SEAN COUTURIER	4	1	1	2	3	0	0	0	TOM WILSON	4	1	0	1	1	4	0	0
MICHAEL DEL ZOTTO	4	1	1	2	2	6	0	0	KARL ALZNER	4	0	1	1	2	0	0	0
NICK SCHULTZ	4	0	2	2	1	2	0	0	JOHN CARLSON	4	0	1	1	-1	2	0	0
R.J. UMBERGER	4	1	0	1	1	0	0	0	ERIC FEHR	4	0	1	1	-1	0	0	0
BRAYDEN SCHENN	4	0	1	1	0	0	0	0	MARCUS JOHANSSON	4	0	1	1	-2	2	0	0
CHRIS VANDEVELDE	4	0	1	1	-1	2	0	0	EVGENY KUZNETSOV	4	0	1	1	0	0	0	0
PIERRE-EDOUARD BELLEMARE	4	0	0	0	-2	0	0	0	BROOKS LAICH	4	0	1	1	0	2	0	0
NICKLAS GROSSMANN	3	0	0	0	-1	2	0	0	MATT NISKANEN	4	0	1	1	0	9	0	0
SCOTT LAUGHTON	3	0	0	0	0	5	0	0	JAY BEAGLE	4	0	0	0	0	2	0	0
VINCENT LECALVIER	3	0	0	0	-1	0	0	0	TROY BROUWER	4	0	0	0	0	0	0	0
ANDREW MACDONALD	3	0	0	0	-2	2	0	0	BROOKS ORPIK	4	0	0	0	-1	2	0	0
MICHAEL RAFFL	3	0	0	0	-2	0	0	0	ANDRE BURAKOVSKY	2	0	0	0	1	0	0	0
LUKE SCHENN	3	0	0	0	2	0	0	0	JACK HILLEN	2	0	0	0	0	0	0	0
BRAYDON COBURN	2	0	0	0	1	2	0	0	MICHAEL LATTA	2	0	0	0	1	0	0	0
RYAN WHITE	2	0	0	0	-1	4	0	0	CAMERON SCHILLING	1	0	0	0	0	0	0	0
CARLO COLAIACOVO	1	0	0	0	0	0	0	0	NATE SCHMIDT	1	0	0	0	-1	0	0	0
ZAC RINALDO	1	0	0	0	-1	7	0	0									

GOALTENDING RECORD:

FLYERS	GP	MIN	GA	AVG	EN	SO	W	L	OT	SHOTS	SAVE %
STEVE MASON	2	93	2	1.30	0	0	1	0	0	36	.944
ROB ZEPP	2	119	3	1.52	0	0	1	1	0	49	.939
RAY EMERY	1	29	1	2.09	0	0	1	0	0	6	.833
TEAM TOTALS	4	241	6	1.49	0	0	3	1	0	91	.934

WASHINGTON	GP	MIN	GA	AVG	EN	SO	W	L	OT	SHOTS	SAVE %
BRADEN HOLTBY	4	236	8	2.03	1	1	1	2	1	107	.925
TEAM TOTALS	4	236	8	2.03	1	1	1	2	1	107	.925

POWER PLAY

FLYERS	4	FOR	12	33.3%	WASHINGTON	2	FOR	16	12.5%
HOME	3	FOR	8	37.5%	HOME	1	FOR	8	12.5%
AWAY	1	FOR	4	25.0%	AWAY	1	FOR	8	12.5%

PENALTY KILLING

FLYERS	14	FOR	16	87.5%	WASHINGTON	8	FOR	12	66.7%
HOME	7	FOR	8	87.5%	HOME	3	FOR	4	75.0%
AWAY	7	FOR	8	87.5%	AWAY	5	FOR	8	62.5%

FLYERS VS. WINNIPEG JETS

2014 – 15 RESULTS: WON – 2; LOST – 0; OTL – 0

DATE	GAME NO.	FLYERS GOALSCORERS					GOALTENDERS				WINNING GOAL
12-21-14*	33	FLYERS 4 AT WINNIPEG 3					ZEPP(W)/PAVELEC(OT)				VORACEK*
1-29-15	50	WINNIPEG 2 AT FLYERS 5					HUTCHINSON(L)/MASON(W)				SCHULTZ
FLYERS	GP	W	L	OT	PTS	GF	GA	SO	PPG	SHG	PIM
WINNIPEG	2	2	0	0	4	9	5	0	1	0	18
	2	0	1	1	1	5	9	0	1	0	18
GOALS BY PERIOD:	1ST	2ND	3RD	OT	TOTAL	SHOTS BY PERIOD:	1ST	2ND	3RD	OT	TOTAL
FLYERS	3	1	4	1	9	FLYERS	19	19	16	1	55
WINNIPEG	4	1	0	0	5	WINNIPEG	31	20	15	0	66

INDIVIDUAL SCORING:

FLYERS	GP	G	A	TP	+/-	PIM	PP	SH	WINNIPEG	GP	G	A	TP	+/-	PIM	PP	SH
JAKUB VORACEK	2	2	1	3	2	4	0	0	MATHIEU PERREAULT	2	3	0	3	-2	2	1	0
VINCENT LECALVALIER	2	2	0	2	3	4	0	0	DUSTIN BYRUGLIEN	2	1	1	2	-3	0	0	0
BRAYDEN SCHENN	2	1	1	2	-1	0	0	0	MICHAEL FROLIK	2	0	2	2	0	0	0	0
WAYNE SIMMONDS	2	1	1	2	-1	2	1	0	MARK SCHEIFELE	2	0	2	2	-1	0	0	0
CHRIS VANDEVELDE	2	1	1	2	3	0	0	0	MATT HALISCHUK	2	1	0	1	0	0	0	0
SEAN COUTURIER	2	1	0	1	0	2	0	0	BRYAN LITTLE	2	0	1	1	-2	2	0	0
NICK SCHULTZ	2	1	0	1	1	2	0	0	BEN CHIAROT	2	0	0	0	-1	0	0	0
CLAUDE GIROUX	2	0	1	1	3	0	0	0	EVANDER KANE	2	0	0	0	-3	4	0	0
LUKE SCHENN	2	0	1	1	0	0	0	0	ANDREW LADD	2	0	0	0	-2	0	0	0
MARK STREIT	2	0	1	1	6	2	0	0	ADAM LOWRY	2	0	0	0	0	0	0	0
MICHAEL DEL ZOTTO	1	0	1	1	1	0	0	0	ANTHONY PELUSO	2	0	0	0	0	2	0	0
MICHAEL RAFFL	1	0	1	1	1	2	0	0	JIM SLATER	2	0	0	0	-1	0	0	0
PETR STRAKA	1	0	1	1	0	0	0	0	CHRIS THORBURN	2	0	0	0	-1	0	0	0
RYAN WHITE	1	0	1	1	0	0	0	0	BLAKE WHEELER	2	0	0	0	-1	0	0	0
PIERRE-EDOUARD BELLEMARE	2	0	0	0	3	0	0	0	ZACH BOGOSIAN	1	0	0	0	-1	2	0	0
ANDREW MACDONALD	2	0	0	0	-2	0	0	0	GRANT CLITSOME	1	0	0	0	1	2	0	0
MATT READ	2	0	0	0	0	0	0	0	TOBY ENSTROM	1	0	0	0	-1	2	0	0
R.J. UMBERGER	2	0	0	0	0	0	0	0	JAY HARRISON	1	0	0	0	0	0	0	0
BRAYDON COBURN	1	0	0	0	-1	0	0	0	ADAM PARDY	1	0	0	0	0	2	0	0
CARLO COLAIACOVO	1	0	0	0	0	0	0	0	PAUL POSTMA	1	0	0	0	0	0	0	0
NICKLAS GROSSMANN	1	0	0	0	3	0	0	0	MARK STUART	1	0	0	0	-1	0	0	0
SCOTT LAUGHTON	1	0	0	0	-2	0	0	0	JACOB TROUBA	1	0	0	0	-1	0	0	0

GOALTENDING RECORD:

FLYERS	GP	MIN	GA	AVG	EN	SO	W	L	OT	SHOTS	SAVE %
STEVE MASON	1	60	2	2.00	0	0	1	0	0	38	.947
ROB ZEPP	1	60	3	2.99	0	0	1	0	0	28	.893
TEAM TOTALS	2	120	5	2.50	0	0	2	0	0	66	.924
WINNIPEG	GP	MIN	GA	AVG	EN	SO	W	L	OT	SHOTS	SAVE %
MICHAEL HUTCHINSON	1	59	4	4.06	1	0	0	1	0	31	.871
ONDREJ PAVELEC	1	60	4	3.99	0	0	0	0	1	0	.826
TEAM TOTALS	2	119	8	4.04	1	0	0	1	1	54	.851

POWER PLAY:

FLYERS	1	FOR	6	16.7%	WINNIPEG	1	FOR	6	16.7%
HOME	1	FOR	2	50.0%	HOME	0	FOR	1	0.0%
AWAY	0	FOR	4	0.0%	AWAY	1	FOR	5	20.0%

PENALTY KILLING

FLYERS	5	FOR	6	83.3%	WINNIPEG	5	FOR	6	83.3%
HOME	4	FOR	5	80.0%	HOME	4	FOR	4	100.0%
AWAY	1	FOR	1	100.0%	AWAY	1	FOR	2	50.0%

FLYERS RECORD BY GAME - BEST

GAME	PTS	TIMES	RECORD	LAST TIME	GAME	PTS	TIMES	RECORD	LAST TIME
1	2	21x	1-0-0	2011-12	43	69		29-3-11	1979-80
2	4	14x	2-0-0	2011-12	44	70		29-3-12	1979-80
3	6	11x	3-0-0	2011-12	45	72		30-3-12	1979-80
4	8	7x	4-0-0	1995-96	46	74		31-3-12	1979-80
5	10	2x	5-0-0	1986-87	47	76		32-3-12	1979-80
6	12		6-0-0	1986-87	48	78		33-3-12	1979-80
7	13		6-0-1	1981-82	49	80		34-3-12	1979-80
8	15		7-0-1	1981-82	50	82		35-3-12	1979-80
9	15	2x	7-1-1	1981-82	51	83		35-3-13	1979-80
10	17	2x	8-1-1	1981-82	52	83		35-4-13	1979-80
11	19		9-1-1	1979-80	53	85		36-4-13	1979-80
12	21		10-1-1	1979-80	54	87		37-4-13	1979-80
13	23		11-1-1	1979-80	55	89		38-4-13	1979-80
14	25		12-1-1	1979-80	56	91		39-4-13	1979-80
15	27		13-1-1	1979-80	57	91		39-5-13	1979-80
16	28	2x	14-2-0	1985-86	58	93		40-5-13	1979-80
			13-1-2	1979-80	59	95		41-5-13	1979-80
17	30	2x	15-2-0	1985-86	60	96		41-5-14	1979-80
			14-1-2	1979-80	61	97		41-5-15	1979-80
18	32		15-1-2	1979-80	62	97		41-6-15	1979-80
19	33		15-1-3	1979-80	63	99		42-6-15	1979-80
20	35		16-1-3	1979-80	64	99		42-7-15	1979-80
21	37		17-1-3	1979-80	65	101		43-7-15	1979-80
22	38		17-1-4	1979-80	66	103		44-7-15	1979-80
23	39		17-1-5	1979-80	67	105		45-7-15	1979-80
24	40		17-1-6	1979-80	68	106		45-7-16	1979-80
25	42		18-1-6	1979-80	69	106		45-8-16	1979-80
26	43		18-1-7	1979-80	70	107		45-8-17	1979-80
27	45		19-1-7	1979-80	71	108		47-10-14	1975-76
28	47		20-1-7	1979-80	72	108	2x	45-9-18	1979-80
29	48		20-1-8	1979-80				47-11-14	1975-76
30	49		20-1-9	1979-80	73	110		48-11-14	1975-76
31	51		21-1-9	1979-80	74	111		48-11-15	1975-76
32	53		22-1-9	1979-80	75	113		49-11-15	1975-76
33	54		22-1-10	1979-80	76	114		49-11-16	1975-76
34	56		23-1-10	1979-80	77	114		49-12-16	1975-76
35	58		24-1-10	1979-80	78	116		50-12-16	1975-76
36	60		25-1-10	1979-80	79	118		51-12-16	1975-76
37	62		26-1-10	1979-80	80	118		51-13-16	1975-76
38	62		26-2-10	1979-80	81	104		46-23-12	2010-11
39	64		27-2-10	1979-80	82	106		47-23-12	2010-11
40	64		27-3-10	1979-80	83	81		35-37-11	1992-93
41	65		27-3-11	1979-80	84	83		36-37-11	1992-93
42	67		28-3-11	1979-80					

+ Record includes three points awarded for three overtime losses.

Changes in the NHL season length since the Flyers inception are as follows:

1967-68 – 74 games
 1968-70 – 76 games
 1970-74 – 78 games
 1974-92 – 80 games
 1992-94 – 84 games
 1994-12 – 82 games
 2012-13 – 48 games

FLYERS RECORD BY GAME - WORST

GAME	PTS	TIMES	RECORD	LAST TIME	GAME	PTS	TIMES	RECORD	LAST TIME
1	0	18x	0-1-0	2014-15	44	26		11-29-4	2006-07
2	0	11x	0-2-0	2014-15	45	26		11-30-4	2006-07
3	0	3x	0-3-0	2013-14	46	26		11-31-4	2006-07
4	1	3x	0-3-1	2008-09	47	27		11-31-5	2006-07
5	2	2x	0-4-1	1999-2000#	48	27		11-32-5	2006-07
			0-3-2	2008-09	49	29		12-32-5	2006-07
6	2		0-5-1	1999-2000#	50	30		12-32-6	2006-07
7	2		1-6-0	2013-14	51	31		12-32-7	2006-07
8	2		1-7-0	2013-14	52	33		13-32-7	2006-07
9	4		2-7-0	2013-14	53	33		13-33-7	2006-07
10	5	2x	2-7-1	2006-07	54	34		13-33-8	2006-07
11	6		3-8-0	2013-14	55	36		14-33-8	2006-07
12	6		3-9-0	2013-14	56	38		15-33-8	2006-07
13	7		3-9-1	2006-07	57	38		15-34-8	2006-07
14	7		3-10-1	2006-07	58	40		16-34-8	2006-07
15	7		3-11-1	2006-07	59	40		16-35-8	2006-07
16	8		3-11-2	2006-07	60	40		16-36-8	2006-07
17	8		3-12-2	2006-07	61	41	2x	16-36-9	2006-07
18	10		4-12-2	2006-07				13-33-15	1968-69
19	12		5-12-2	2006-07	62	41		16-37-9	2006-07
20	12		5-13-2	2006-07	63	42		16-37-10	2006-07
21	12		5-14-2	2006-07	64	44	2x	17-37-10	2006-07
22	13		5-14-3	2006-07				13-33-18	1968-69
23	15	2x	6-14-3	2006-07	65	45		17-37-11	2006-07
24	15		6-15-3	1968-69	66	47	2x	18-37-11	2006-07
25	16		6-15-4	1968-69				14-33-19	1968-69
26	16		6-16-4	1968-69	67	47		18-38-11	2006-07
27	16		6-17-4	1968-69	68	49		19-38-11	2006-07
28	18		7-17-4	1968-69	69	49		19-39-11	2006-07
29	20	2x	8-17-4	2006-07	70	49		19-40-11	2006-07
30	20		8-18-4	2006-07	71	51		20-40-11	2006-07
31	20		8-19-4	2006-07	72	51		20-41-11	2006-07
32	20		8-20-4	2006-07	73	51		20-42-11	2006-07
33	20		8-21-4	2006-07	74	51		20-43-11	2006-07
34	20		8-22-4	2006-07	75	51		20-44-11	2006-07
35	20		8-23-4	2006-07	76	53		21-44-11	2006-07
36	20		8-24-4	2006-07	77	53		21-45-11	2006-07
37	22		9-24-4	2006-07	78	53		21-46-11	2006-07
38	24		10-24-4	2006-07	79	54		21-46-12	2006-07
39	26		11-24-4	2006-07	80	54		21-47-12	2006-07
40	26		11-25-4	2006-07	81	54		21-48-12	2006-07
41	26		11-26-4	2006-07	82	56		22-48-12	2006-07
42	26		11-27-4	2006-07	83	79		35-39-9	1993-94
43	26		11-28-4	2006-07	84	80		35-39-10	1993-94

#Record includes one point awarded for an overtime loss.

FLYERS ALL-TIME RECORDS VS. NHL TEAMS (OVERALL)

TEAM	SITE	GP	W	L	T	OTL	PTS	PCT.	GF	GA	SOF	SOA
Anaheim	Home	13	4	4	3	3	14	0.538	34	30	2	0
	Road	15	6	5	2	1	15	0.500	53	56	1	0
	Totals	28	10	9	5	4	29	0.518	87	86	3	0
Boston	Home	92	37	41	10	4	88	0.478	288	284	2	6
	Road	94	28	49	11	6	72	0.383	256	330	2	7
	Totals	186	65	90	21	10	160	0.430	544	614	4	13
Buffalo	Home	86	50	20	12	4	116	0.674	300	223	7	2
	Road	81	33	38	8	2	76	0.469	232	267	3	5
	Totals	167	83	58	20	6	192	0.575	532	490	10	7
Calgary	Home	56	35	15	3	3	76	0.679	207	149	5	2
	Road	57	22	26	9	0	53	0.465	188	219	1	3
	Totals	113	57	41	12	3	129	0.571	395	368	6	5
Carolina	Home	63	41	13	5	4	91	0.722	234	166	5	2
	Road	64	34	18	9	3	80	0.625	223	189	1	3
	Totals	127	75	31	14	7	171	0.673	457	355	6	5
Chicago	Home	67	40	16	11	0	91	0.679	222	171	3	4
	Road	65	17	29	19	0	53	0.408	182	224	2	3
	Totals	132	57	45	30	0	144	0.545	404	395	5	7
Colorado	Home	39	26	9	2	2	56	0.718	141	103	1	0
	Road	41	11	15	12	3	37	0.451	135	145	1	0
	Totals	80	37	24	14	5	93	0.581	276	248	2	0
Columbus	Home	10	6	3	1	0	13	0.650	38	27	1	1
	Road	10	2	4	2	2	8	0.400	21	30	0	1
	Totals	20	8	7	3	2	21	0.525	59	57	1	2
Dallas	Home	73	46	10	16	0	108	0.740	274	165	6	3
	Road	72	27	30	16	0	70	0.486	231	234	2	6
	Totals	145	73	40	32	0	178	0.614	505	399	8	9
Detroit	Home	64	40	13	11	0	91	0.711	259	178	4	1
	Road	66	20	36	10	0	50	0.379	203	238	0	3
	Totals	130	60	49	21	0	141	0.542	462	416	4	4
Edmonton	Home	36	23	11	2	0	48	0.667	146	97	2	1
	Road	33	9	17	6	1	25	0.379	94	114	0	2
	Totals	69	32	28	8	1	73	0.529	240	211	2	3
Florida	Home	44	19	15	6	4	48	0.545	115	110	3	3
	Road	42	28	13	1	0	57	0.679	140	101	2	0
	Totals	86	47	28	7	4	105	0.610	255	211	5	3
L.A.	Home	69	43	17	7	2	95	0.688	256	167	11	5
	Road	72	42	21	8	1	93	0.646	242	205	8	4
	Totals	141	85	38	15	3	188	0.667	498	372	19	9
Minnesota	Home	10	7	2	0	1	15	0.750	31	15	1	1
	Road	7	3	3	1	0	7	0.500	18	13	0	2
	Totals	17	10	5	1	1	22	0.647	49	28	1	3
Montreal	Home	91	38	34	16	3	95	0.522	275	267	3	8
	Road	93	32	44	14	3	81	0.435	273	318	3	7
	Totals	184	70	78	30	6	176	0.478	548	585	6	15

FLYERS ALL-TIME RECORDS VS. NHL TEAMS (OVERALL)

TEAM	SITE	GP	W	L	T	OTL	PTS	PCT.	GF	GA	SOF	SOA
Nashville	Home	11	6	2	1	2	15	0.682	36	22	1	0
	Road	9	3	2	2	2	10	0.556	19	22	1	0
	Totals	20	9	4	3	4	25	0.625	55	44	2	0
New Jersey	Home	115	67	33	10	5	149	0.648	408	297	13	6
	Road	114	41	60	8	5	95	0.417	346	380	3	9
	Totals	229	108	93	18	10	244	0.533	754	677	16	15
NY Islanders	Home	125	76	33	11	5	168	0.672	447	342	7	5
	Road	128	54	55	15	4	127	0.496	387	431	6	4
	Totals	253	130	88	26	9	295	0.583	834	773	13	9
NY Rangers	Home	140	68	54	14	4	154	0.550	433	389	7	7
	Road	140	51	63	23	3	128	0.457	394	443	5	8
	Totals	280	119	117	37	7	282	0.504	827	832	12	15
Ottawa	Home	42	25	13	2	2	54	0.643	138	111	1	2
	Road	42	15	18	6	3	39	0.464	122	128	2	1
	Totals	84	40	31	8	5	93	0.554	260	239	3	3
Phoenix	Home	37	26	10	0	1	53	0.716	149	98	2	2
	Road	36	18	16	2	0	38	0.528	118	115	0	3
	Totals	73	44	26	2	1	91	0.623	267	213	2	5
Pittsburgh	Home	136	95	29	8	4	202	0.743	544	356	14	5
	Road	137	55	56	22	4	136	0.496	444	475	6	8
	Totals	273	150	85	30	8	338	0.619	988	831	20	13
St. Louis	Home	72	49	13	10	0	108	0.750	279	163	8	3
	Road	73	36	27	7	3	82	0.562	225	204	6	7
	Totals	145	85	40	17	3	190	0.655	504	367	14	10
San Jose	Home	17	6	6	2	3	17	0.500	53	56	0	1
	Road	18	8	7	2	1	19	0.528	45	44	2	2
	Totals	35	14	13	4	4	36	0.514	98	100	2	3
Tampa Bay	Home	43	21	13	7	2	51	0.593	137	111	6	3
	Road	45	22	21	1	1	46	0.511	129	140	1	1
	Totals	88	43	34	8	3	97	0.551	266	251	7	4
Toronto	Home	85	53	24	8	0	114	0.671	312	203	8	5
	Road	86	39	30	14	3	95	0.552	281	263	6	3
	Totals	171	92	54	22	3	209	0.611	593	466	14	8
Vancouver	Home	59	38	20	1	0	77	0.653	245	178	4	1
	Road	56	32	12	12	0	76	0.679	221	161	4	1
	Totals	115	70	32	13	0	153	0.665	466	339	8	2
Washington	Home	104	65	31	6	2	138	0.663	390	293	5	5
	Road	99	43	38	13	5	104	0.525	314	317	5	7
	Totals	203	108	69	19	7	242	0.596	704	610	10	12
Winnipeg	Home	27	17	5	2	3	39	0.722	105	79	2	2
	Road	28	19	6	1	2	41	0.732	95	71	1	2
	Totals	55	36	11	3	5	80	0.727	200	150	3	4

FLYERS REGULAR SEASON RECORD VS. NHL TEAMS 1967-2015

ANAHEIM

OVERALL							HOME							ROAD						
YEAR	GP	W	L	T	OTL	PTS	GP	W	L	T	OTL	PTS	GP	W	L	T	OTL	PTS		
1993-94	2	0	2	0	--	0	1	0	1	0	--	0	1	0	1	0	--	0		
1994-95	Did Not Play						Did Not Play						Did Not Play							
1995-96	2	1	0	1	--	3	1	0	0	1	--	1	1	1	0	0	--	2		
1996-97	2	2	0	0	--	4	1	1	0	0	--	2	1	1	0	0	--	2		
1997-98	2	0	0	2	--	2	1	0	0	1	--	1	1	0	0	1	--	1		
1998-99	2	1	1	0	--	2	1	1	0	0	--	2	1	0	1	0	--	0		
1999-00	2	0	0	2	0	2	1	0	0	1	0	1	1	0	0	1	0	1		
2000-01	1	0	1	0	0	0	1	0	1	0	0	0	Did Not Play							
2001-02	2	1	1	0	0	2	1	1	0	0	0	2	1	0	1	0	0	0		
2002-03	1	1	0	0	0	2	Did Not Play						1	1	0	0	0	2		
2003-04	1	0	0	0	1	1	Did Not Play						1	0	0	0	1	1		
2005-06	Did Not Play						Did Not Play						Did Not Play							
2006-07	1	1	0	--	0	2	Did Not Play						1	1	0	--	0	2		
2007-08	1	1	0	--	0	2	1	1	0	--	0	2	Did Not Play							
2008-09	1	1	0	--	0	2	Did Not Play						1	1	0	--	0	2		
2009-10	1	0	0	--	1	1	1	0	0	0	1	1	Did Not Play							
2010-11	2	0	2	--	--	0	1	0	1	--	--	0	1	0	1	--	--	0		
2011-12	1	1	0	--	0	2	Did Not Play						1	1	0	--	0	2		
2012-13	Did Not Play						Did Not Play						Did Not Play							
2013-14	2	0	2	--	0	0	1	0	1	--	0	0	1	0	1	--	0	0		
2014-15	2	0	0	--	2	2	1	0	0	--	1	1	1	0	0	--	1	1		
TOTALS	28	10	9	5	4	29	13	4	4	3	2	13	15	6	5	2	2	16		

ARIZONA

OVERALL							HOME							ROAD						
YEAR	GP	W	L	T	OTL	PTS	GP	W	L	T	OTL	PTS	GP	W	L	T	OTL	PTS		
1979-80	4	4	0	0	--	8	2	2	0	0	--	4	2	2	0	0	--	4		
1980-81	4	3	1	0	--	6	2	2	0	0	--	4	2	1	1	0	--	2		
1981-82	3	1	2	0	--	2	2	1	1	0	--	2	1	0	1	0	--	0		
1982-83	3	3	0	0	--	6	1	1	0	0	--	2	2	2	0	0	--	4		
1983-84	3	2	1	0	--	4	2	2	0	0	--	4	1	0	1	0	--	0		
1984-85	3	0	3	0	--	0	1	0	1	0	--	0	2	0	2	0	--	0		
1985-86	3	2	1	0	--	4	2	2	0	0	--	4	1	0	1	0	--	0		
1986-87	3	2	1	0	--	4	1	1	0	0	--	2	2	1	1	0	--	2		
1987-88	3	3	0	0	--	6	2	2	0	0	--	4	1	1	0	0	--	2		
1988-89	3	2	0	1	--	5	1	1	0	0	--	2	2	1	0	1	--	3		
1989-90	3	1	2	0	--	2	2	1	1	0	--	2	1	0	1	0	--	0		
1990-91	3	3	0	0	--	6	1	1	0	0	--	2	2	2	0	0	--	4		
1991-92	3	0	3	0	--	0	2	0	2	0	--	0	1	0	1	0	--	0		
1992-93	2	2	0	0	--	4	1	1	0	0	--	2	1	1	0	0	--	2		
1993-94	2	0	1	1	--	1	1	0	1	0	--	0	1	0	0	1	--	1		
1994-95	Did Not Play						Did Not Play						Did Not Play							
1995-96	2	1	1	0	--	2	1	1	0	0	--	2	1	0	1	0	--	0		
1996-97	2	2	0	0	--	4	1	1	0	0	--	2	1	1	0	0	--	2		
1997-98	2	1	1	0	--	2	1	0	1	0	--	0	1	1	0	0	--	2		
1998-99	2	2	0	0	--	4	1	1	0	0	--	2	1	1	0	0	--	2		
1999-00	2	2	0	0	0	4	1	1	0	0	0	2	1	1	0	0	0	2		
2000-01	2	0	2	0	0	0	1	0	1	0	0	0	1	0	1	0	0	0		
2001-02	1	0	1	0	0	0	Did Not Play						1	0	1	0	0	0		
2002-03	2	1	1	0	0	2	1	1	0	0	0	2	1	0	1	0	0	0		
2003-04	2	2	0	0	0	4	1	1	0	0	0	2	1	1	0	0	0	2		
2005-06	Did Not Play						Did Not Play						Did Not Play							
2006-07	1	0	1	--	0	0	Did Not Play						1	0	1	--	0	0		
2007-08	1	0	1	--	0	0	1	0	1	--	0	0	Did Not Play							
2008-09	1	1	0	--	0	2	1	1	0	--	0	2	Did Not Play							
2009-10	1	0	1	--	0	0	Did Not Play						1	0	1	--	0	0		
2010-11	1	0	0	--	1	1	1	0	0	--	1	1	Did Not Play							
2011-12	2	2	0	--	0	4	1	0	0	--	0	2	1	1	0	--	0	2		
2012-13	Did Not Play						Did Not Play						Did Not Play							
2013-14	2	1	1	--	0	2	1	0	1	--	0	0	1	1	0	--	0	2		
2014-15	2	1	1	--	0	2	1	1	0	--	0	2	1	0	1	--	0	0		
TOTALS	73	44	26	2	1	91	37	26	10	0	1	53	36	18	16	2	0	38		

*Record includes game played at neutral site.

FLYERS REGULAR SEASON RECORD VS. NHL TEAMS 1967-2015

BOSTON

YEAR	OVERALL						HOME						ROAD					
	GP	W	L	T	OTL	PTS	GP	W	L	T	OTL	PTS	GP	W	L	T	OTL	PTS
1967-68	4	1	3	0	--	2	2*	0	2	0	--	0	2	1	1	0	--	2
1968-69	6	2	4	0	--	4	3	2	1	0	--	4	3	0	3	0	--	0
1969-70	6	0	4	2	--	2	3	0	2	1	--	1	3	0	2	1	--	1
1970-71	6	0	6	0	--	0	3	0	3	0	--	0	3	0	3	0	--	0
1971-72	6	0	6	0	--	0	3	0	3	0	--	0	3	0	3	0	--	0
1972-73	5	0	4	1	--	1	3	0	3	0	--	0	2	0	1	1	--	1
1973-74	5	1	3	1	--	3	2	1	0	1	--	3	3	0	3	0	--	0
1974-75	4	1	2	1	--	3	2	1	1	0	--	2	2	0	1	1	--	1
1975-76	4	1	2	1	--	3	2	1	1	0	--	2	2	0	1	1	--	1
1976-77	4	3	1	0	--	6	2	1	1	0	--	2	2	2	0	0	--	4
1977-78	4	2	1	1	--	5	2	2	0	0	--	4	2	0	1	1	--	1
1978-79	5	3	1	1	--	7	2	2	0	0	--	4	3	1	1	1	--	3
1979-80	4	1	1	2	--	4	2	0	0	2	--	2	2	1	1	0	--	2
1980-81	4	2	2	0	--	4	2	2	0	0	--	4	2	0	2	0	--	0
1981-82	3	2	1	0	--	4	2	1	1	0	--	2	1	1	0	0	--	2
1982-83	3	0	2	1	--	1	1	0	0	1	--	1	2	0	2	0	--	0
1983-84	3	1	1	1	--	3	2	1	0	1	--	3	1	0	1	0	--	0
1984-85	3	2	1	0	--	4	1	1	0	0	--	2	2	1	1	0	--	2
1985-86	3	2	1	0	--	4	2	2	0	0	--	4	1	0	1	0	--	0
1986-87	3	2	1	0	--	4	1	1	0	0	--	2	2	1	1	0	--	2
1987-88	3	2	1	0	--	4	2	1	1	0	--	2	2	1	0	0	--	2
1988-89	3	1	2	0	--	2	1	1	0	0	--	2	2	0	2	0	--	0
1989-90	3	0	3	0	--	0	2	0	2	0	--	0	1	0	1	0	--	0
1990-91	3	1	2	0	--	2	1	0	1	0	--	0	2	1	1	0	--	2
1991-92	3	2	1	0	--	4	1	1	0	0	--	2	2	1	1	0	--	2
1992-93	4	1	3	0	--	2	2	0	2	0	--	0	2	1	1	0	--	2
1993-94	5	2	2	1	--	5	2	1	1	0	--	2	3*	1	1	1	--	3
1994-95	4	2	2	0	--	4	2	2	0	0	--	4	2	0	2	0	--	0
1995-96	4	2	2	0	--	4	2	1	1	0	--	2	2	1	1	0	--	2
1996-97	4	2	1	1	--	5	2	2	0	0	--	4	2	0	1	1	--	1
1997-98	4	0	3	1	--	1	2	0	1	1	--	1	2	0	2	0	--	0
1998-99	4	2	1	1	--	5	2	1	0	1	--	3	2	1	1	0	--	2
1999-00	4	3	0	1	0	7	2	2	0	0	0	4	2	1	0	1	0	3
2000-01	4	1	2	1	0	3	2	1	1	0	0	2	2	0	1	1	0	1
2001-02	4	2	1	0	1	5	2	0	1	0	1	1	2	2	0	0	0	4
2002-03	4	1	0	2	1	5	2	0	0	2	0	2	2	1	0	0	1	3
2003-04	4	1	1	1	1	4	2	1	1	0	0	2	2	0	0	1	1	2
2005-06	4	3	1	--	0	6	2	1	1	--	0	2	2	2	0	--	0	4
2006-07	4	2	2	--	0	4	2	1	1	--	0	2	2	1	1	--	0	2
2007-08	4	1	1	--	2	4	2	0	1	--	1	1	2	1	0	--	1	3
2008-09	4	2	2	--	0	4	2	0	2	--	0	0	2	2	0	--	0	4
2009-10	4	2	1	--	1	5	2	1	1	--	0	2	2	1	0	--	1	3
2010-11	4	1	3	--	--	2	2	0	2	--	0	0	2	1	1	--	0	2
2011-12	4	1	1	--	2	4	2	0	1	--	1	1	2	1	0	--	1	3
2012-13	3	2	1	--	0	4	2	2	0	--	0	4	1	0	1	--	0	0
2013-14	3	0	2	--	1	1	2	0	1	--	1	1	1	0	1	--	0	0
2014-15	3	0	2	--	1	1	1	0	1	--	0	0	2	0	1	--	1	1
TOTALS	186	65	90	21	10	161	92	37	41	10	4	88	94	28	49	11	6	73

BUFFALO

YEAR	OVERALL						HOME						ROAD					
	GP	W	L	T	OTL	PTS	GP	W	L	T	OTL	PTS	GP	W	L	T	OTL	PTS
1970-71	6	3	2	1	--	7	3	2	0	1	--	5	3	1	2	0	--	2
1971-72	6	2	2	2	--	6	3	2	0	1	--	5	3	0	2	1	--	1
1972-73	5	3	2	0	--	6	2	2	0	0	--	4	3	1	2	0	--	2
1973-74	5	5	0	0	--	10	3	3	0	0	--	6	2	2	0	0	--	4
1974-75	4	3	0	1	--	7	2	2	0	0	--	4	2	1	0	1	--	3
1975-76	4	3	0	1	--	7	2	2	0	0	--	4	2	1	0	1	--	3
1976-77	4	2	2	0	--	4	2	2	0	0	--	4	2	0	2	0	--	0
1977-78	4	0	3	1	--	1	2	0	1	1	--	1	2	0	2	0	--	0
1978-79	5	3	0	2	--	8	3	1	0	2	--	4	2	2	0	0	--	4
1979-80	4	3	0	1	--	7	2	2	0	0	--	4	2	1	0	1	--	3

*Record includes game played at neutral site.

FLYERS REGULAR SEASON RECORD VS. NHL TEAMS 1967-2015

BUFFALO (Continued)

YEAR	OVERALL						HOME						ROAD					
	GP	W	L	T	OTL	PTS	GP	W	L	T	OTL	PTS	GP	W	L	T	OTL	PTS
1980-81	4	0	2	2	--	2	2	0	1	1	--	1	2	0	1	1	--	1
1981-82	3	2	1	0	--	4	2	2	0	0	--	4	1	0	1	0	--	0
1982-83	3	1	2	0	--	2	1	1	0	0	--	2	2	0	2	0	--	0
1983-84	3	0	3	0	--	0	2	0	2	0	--	0	1	0	1	0	--	0
1984-85	3	1	1	1	--	3	1	0	1	0	--	0	2	1	0	1	--	3
1985-86	3	1	2	0	--	2	2	0	2	0	--	0	1	1	0	0	--	2
1986-87	3	2	1	0	--	4	1	1	0	0	--	2	2	1	1	0	--	2
1987-88	3	3	0	0	--	6	2	2	0	0	--	4	1	1	0	0	--	2
1988-89	3	2	1	0	--	4	1	1	0	0	--	2	2	1	1	0	--	2
1989-90	3	1	2	0	--	2	2	1	1	0	--	2	1	0	1	0	--	0
1990-91	3	0	3	0	--	0	1	0	1	0	--	0	2	0	2	0	--	0
1991-92	3	1	1	1	--	3	2	1	0	1	--	3	1	0	1	0	--	0
1992-93	3	1	1	1	--	3	2	0	1	1	--	1	1	1	0	0	--	2
1993-94	4	3	1	0	--	6	2	1	1	0	--	2	2	2	0	0	--	4
1994-95	3	2	1	0	--	4	2	2	0	0	--	4	1	0	1	0	--	0
1995-96	4	2	2	0	--	4	2	1	1	0	--	2	2	1	1	0	--	2
1996-97	4	1	2	1	--	3	2	0	1	1	--	1	2	1	1	0	--	2
1997-98	4	2	1	1	--	5	2	1	0	1	--	3	2	1	1	0	--	2
1998-99	4	0	1	3	--	3	2	0	0	2	--	2	2	0	1	1	--	1
1999-00	4	3	1	0	0	6	2	2	0	0	0	4	2	1	1	0	0	2
2000-01	4	4	0	0	0	8	2	2	0	0	0	4	2	2	0	0	0	4
2001-02	4	0	4	0	0	0	2	0	2	0	0	0	2	0	2	0	0	0
2002-03	4	2	2	0	0	4	2	2	0	0	0	4	2	0	2	0	0	0
2003-04	4	2	1	1	0	5	2	2	0	0	0	4	2	0	1	1	0	1
2005-06	4	1	2	--	1	3	2	0	1	--	1	1	2	1	1	--	0	2
2006-07	4	1	2	--	1	3	2	1	0	--	1	3	2	0	2	--	0	0
2007-08	4	1	2	--	1	3	2	0	1	--	1	1	2	1	1	--	0	2
2008-09	4	4	0	--	0	8	2	2	0	--	0	4	2	2	0	--	0	4
2009-10	4	1	2	--	1	2	2	0	2	--	0	0	2	1	0	--	1	3
2010-11	4	2	1	--	1	5	2	1	1	--	0	2	2	1	0	--	1	3
2011-12	4	4	0	--	0	8	2	2	0	--	0	4	2	2	0	--	0	4
2012-13	3	1	2	--	0	2	1	1	0	--	0	2	2	0	2	--	0	0
2013-14	3	3	0	--	0	6	2	2	0	--	0	4	1	1	0	--	0	2
2014-15	3	2	0	--	1	5	2	1	0	--	1	3	1	1	0	--	0	2
TOTALS	167	83	58	20	6	192	86	50	20	12	4	116	81	33	38	8	2	76

CALGARY/ATLANTA

YEAR	OVERALL						HOME						ROAD					
	GP	W	L	T	OTL	PTS	GP	W	L	T	OTL	PTS	GP	W	L	T	OTL	PTS
1972-73	5	3	1	1	--	7	3	2	0	1	--	5	2	1	1	0	--	2
1973-74	6	2	2	2	--	6	3	1	2	0	--	2	3	1	0	2	--	4
1974-75	6	3	2	1	--	7	3	2	1	0	--	4	3	1	1	1	--	3
1975-76	6	4	1	1	--	9	3	3	0	0	--	6	3	1	1	1	--	3
1976-77	6	2	2	2	--	6	3	2	1	0	--	4	3	0	1	2	--	2
1977-78	6	4	1	1	--	9	3	3	0	0	--	6	3	1	1	1	--	3
1978-79	8	4	4	0	--	8	4	3	1	0	--	6	4	1	3	0	--	2
1979-80	4	2	2	0	--	4	2	2	0	0	--	4	2	0	2	0	--	0
1980-81	4	2	2	0	--	4	2	2	0	0	--	4	2	0	2	0	--	0
1981-82	3	3	0	0	--	6	1	1	0	0	--	2	2	2	0	0	--	4
1982-83	3	3	0	0	--	6	2	2	0	0	--	4	1	1	0	0	--	2
1983-84	3	2	1	0	--	4	1	1	0	0	--	2	2	1	1	0	--	2
1984-85	3	2	1	0	--	4	2	2	0	0	--	4	1	0	1	0	--	0
1985-86	3	2	1	0	--	4	1	1	0	0	--	2	2	1	1	0	--	2
1986-87	3	1	2	0	--	2	2	1	1	0	--	2	1	0	1	0	--	0
1987-88	3	0	3	0	--	0	1	0	1	0	--	0	2	0	2	0	--	0
1988-89	3	0	3	0	--	0	2	0	2	0	--	0	1	0	1	0	--	0
1989-90	3	1	1	1	--	3	1	0	1	0	--	0	2	1	0	1	--	3
1990-91	3	1	2	0	--	2	2	1	1	0	--	2	1	0	1	0	--	0
1991-92	3	2	1	0	--	4	1	1	0	0	--	2	2	1	1	0	--	2
1992-93	3	0	1	2	--	2	1	0	0	1	--	1	2*	0	1	1	--	1
1993-94	2	0	2	0	--	0	1	0	1	0	--	0	1	0	1	0	--	0

*Record includes game played at neutral site.

FLYERS REGULAR SEASON RECORD VS. NHL TEAMS 1967-2015

CALGARY/ATLANTA (Continued)

YEAR	OVERALL					PTS	HOME						PTS	ROAD						PTS	
	GP	W	L	T	OTL		GP	W	L	T	OTL	GP		W	L	T	OTL				
1994-95		Did Not Play						Did Not Play							Did Not Play						
1995-96	2	2	0	0	--	4	1	1	0	0	--	2	1	1	0	0	--	2			
1996-97	2	1	1	0	--	2	1	0	1	0	--	0	1	1	0	0	--	2			
1997-98	2	1	1	0	--	2	1	1	0	0	--	2	1	0	1	0	--	0			
1998-99	2	1	0	1	--	3	1	0	0	1	--	1	1	1	0	0	--	2			
1999-00	1	1	0	0	0	2	Did Not Play						1	1	0	0	0	2			
2000-01	2	1	1	0	0	2	1	1	0	0	0	2	1	0	1	0	0	0			
2001-02	1	0	1	0	0	0	1	0	1	0	0	0	Did Not Play								
2002-03	1	1	0	0	0	2	Did Not Play						1	1	0	0	0	2			
2003-04	1	0	0	0	1	1	1	0	0	1	0	1	Did Not Play								
2005-06	1	1	0	--	0	2	1	1	0	--	0	2	Did Not Play								
2006-07	Did Not Play						Did Not Play							Did Not Play							
2007-08	1	1	0	--	0	2	Did Not Play						1	1	0	--	0	2			
2008-09	1	0	1	--	0	0	1	0	1	--	0	0	Did Not Play								
2009-10	1	1	0	--	0	2	Did Not Play						1	1	0	--	0	2			
2010-11	1	0	0	--	1	1	1	0	0	--	1	1	Did Not Play								
2011-12	1	1	0	--	0	2	Did Not Play						1	1	0	--	0	2			
2012-13	Did Not Play						Did Not Play							Did Not Play							
2013-14	2	2	0	--	0	4	1	1	0	--	0	2	1	1	0	--	0	2			
2014-15	2	0	1	--	1	1	1	0	0	--	1	1	1	0	1	--	0	0			
TOTALS	113	57	41	12	3	129	56	35	15	3	3	76	57	22	26	9	0	53			

CAROLINA/HARTFORD

	OVERALL						HOME						ROAD					
YEAR	GP	W	L	T	OTL	PTS	GP	W	L	T	OTL	PTS	GP	W	L	T	OTL	PTS
1979-80	4	2	0	2	--	6	2	2	0	0	--	4	2*	0	0	2	--	2
1980-81	4	3	0	1	--	7	2	1	0	1	--	3	2	2	0	0	--	4
1981-82	3	3	0	0	--	6	2	2	0	0	--	4	1	1	0	0	--	2
1982-83	3	2	1	0	--	4	1	1	0	0	--	2	2	1	1	0	--	2
1983-84	3	1	2	0	--	2	2	1	1	0	--	2	1	0	1	0	--	0
1984-85	3	2	0	1	--	5	1	1	0	0	--	2	2	1	0	1	--	3
1985-86	3	3	0	0	--	6	2	2	0	0	--	4	1	1	0	0	--	2
1986-87	3	1	2	0	--	2	1	0	1	0	--	0	2	1	1	0	--	2
1987-88	3	2	1	0	--	4	2	2	0	0	--	4	1	0	1	0	--	0
1988-89	3	1	1	1	--	3	1	1	0	0	--	2	2	0	1	1	--	1
1989-90	3	1	2	0	--	2	2	1	1	0	--	2	1	0	1	0	--	0
1990-91	3	0	3	0	--	0	1	0	1	0	--	0	2	0	2	0	--	0
1991-92	3	0	3	0	--	0	2	0	2	0	--	0	1	0	1	0	--	0
1992-93	3	3	0	0	--	6	1	1	0	0	--	2	2	2	0	0	--	4
1993-94	4	3	1	0	--	6	2	1	1	0	--	2	2	2	0	0	--	4
1994-95	3	2	1	0	--	4	1	1	0	0	--	2	2	1	1	0	--	2
1995-96	4	3	0	1	--	7	2	2	0	0	--	4	2	1	0	1	--	3
1996-97	4	3	0	1	--	7	2	1	0	1	--	3	2	2	0	0	--	4
1997-98	4	2	1	1	--	5	2	1	1	0	--	2	2	1	0	1	--	3
1998-99	4	2	0	2	--	6	2	1	0	1	--	3	2	1	0	1	--	3
1999-00	4	2	2	0	0	4	2	1	1	0	0	2	2	1	1	0	0	2
2000-01	4	3	1	0	0	6	2	2	0	0	0	4	2	1	1	0	0	2
2001-02	4	3	1	0	0	6	2	2	0	0	0	4	2	1	1	0	0	2
2002-03	4	2	0	2	0	6	2	1	0	1	0	3	2	1	0	1	0	3
2003-04	4	2	0	2	0	6	2	1	0	1	0	3	2	1	0	1	0	3
2005-06	4	2	1	--	1	5	2	1	0	--	1	3	2	1	1	--	0	2
2006-07	4	2	1	--	1	5	2	1	1	--	0	2	2	1	0	--	1	3
2007-08	4	3	0	--	1	7	2	1	0	--	1	3	2	2	0	--	0	4
2008-09	4	3	0	--	1	7	2	1	0	--	1	3	2	2	0	--	0	4
2009-10	4	4	0	--	0	8	2	2	0	--	0	4	2	2	0	--	0	4
2010-11	4	3	1	--	0	6	2	2	0	--	0	4	2	1	1	--	0	2
2011-12	4	3	1	--	0	6	2	1	1	--	0	2	2	2	0	--	0	4
2012-13	3	3	0	--	0	6	2	2	0	--	0	4	1	1	0	--	0	2
2013-14	4	0	2	--	2	2	2	0	1	--	1	1	2	0	1	--	1	1
2014-15	5	1	3	--	1	3	2	1	1	--	0	2	3	0	2	--	1	1
TOTALS	127	75	31	14	7	171	63	41	13	5	4	91	64	34	18	9	3	80

*Record includes game played at neutral site.

FLYERS REGULAR SEASON RECORD VS. NHL TEAMS 1967-2015

CHICAGO

YEAR	OVERALL						HOME						ROAD					
	GP	W	L	T	OTL	PTS	GP	W	L	T	OTL	PTS	GP	W	L	T	OTL	PTS
1967-68	4	1	3	0	--	2	2	1	1	0	--	2	2	0	2	0	--	0
1968-69	6	0	3	3	--	3	3	0	2	1	--	1	3	0	1	2	--	2
1969-70	6	0	4	2	--	2	3	0	3	0	--	0	3	0	1	2	--	2
1970-71	6	1	4	1	--	3	3	1	1	1	--	3	3	0	3	0	--	0
1971-72	6	2	3	1	--	5	3	2	1	0	--	4	3	0	2	1	--	1
1972-73	5	2	2	1	--	5	2	1	0	1	--	3	3	1	2	0	--	2
1973-74	5	2	2	1	--	5	3	2	1	0	--	4	2	0	1	1	--	1
1974-75	5	4	1	0	--	8	3	3	0	0	--	6	2	1	1	0	--	2
1975-76	5	2	1	2	--	6	2	1	0	1	--	3	3	1	1	1	--	3
1976-77	5	3	0	2	--	8	3	3	0	0	--	6	2	0	0	2	--	2
1977-78	5	2	2	1	--	5	2	2	0	0	--	4	3	0	2	1	--	1
1978-79	4	1	3	0	--	2	2	0	2	0	--	0	2	1	1	0	--	2
1979-80	4	2	0	2	--	6	2	1	0	1	--	3	2	1	0	1	--	3
1980-81	4	1	1	2	--	4	2	1	0	1	--	3	2	0	1	1	--	1
1981-82	3	1	1	1	--	3	1	0	0	1	--	1	2	1	1	0	--	2
1982-83	3	1	1	1	--	3	2	0	1	1	--	1	1	1	0	0	--	2
1983-84	3	1	0	2	--	4	1	1	0	0	--	2	2	0	0	2	--	2
1984-85	3	2	1	0	--	4	2	2	0	0	--	4	1	0	1	0	--	0
1985-86	3	2	0	1	--	5	1	1	0	0	--	2	2	1	0	1	--	3
1986-87	3	2	0	1	--	5	2	2	0	0	--	4	1	0	0	1	--	1
1987-88	3	0	3	0	--	0	1	0	1	0	--	0	2	0	2	0	--	0
1988-89	3	3	0	0	--	6	2	2	0	0	--	4	1	1	0	0	--	2
1989-90	3	0	3	0	--	0	1	0	1	0	--	0	2	0	2	0	--	0
1990-91	3	2	1	0	--	4	2	1	1	0	--	2	1	1	0	0	--	2
1991-92	3	0	0	3	--	3	2	0	0	2	--	2	1	0	0	1	--	1
1992-93	2	1	0	1	--	3	1	1	0	0	--	2	1	0	0	1	--	1
1993-94	2	1	0	1	--	3	1	0	0	1	--	1	1	1	0	0	--	2
1994-95	Did Not Play						Did Not Play						Did Not Play					
1995-96	2	1	1	0	--	2	1	1	0	0	--	2	1	0	1	0	--	0
1996-97	2	0	1	1	--	1	1	0	1	0	--	0	1	0	0	1	--	1
1997-98	2	2	0	0	--	4	1	1	0	0	--	2	1	1	0	0	--	2
1998-99	2	2	0	0	--	4	1	1	0	0	--	2	1	1	0	0	--	2
1999-00	1	1	0	0	0	2	1	1	0	0	0	2	Did Not Play					
2000-01	1	1	0	0	0	2	Did Not Play						1	1	0	0	0	2
2001-02	2	1	1	0	0	2	1	1	0	0	0	2	1	0	1	0	0	0
2002-03	2	2	0	0	0	4	1	1	0	0	0	2	1	1	0	0	0	2
2003-04	1	1	0	0	0	2	1	1	0	0	0	2	Did Not Play					
2005-06	1	1	0	--	0	2	Did Not Play						1	1	0	--	0	2
2006-07	1	1	0	--	0	2	1	1	0	--	0	2	Did Not Play					
2007-08	Did Not Play						Did Not Play						Did Not Play					
2008-09	1	0	1	--	0	0	Did Not Play						1	0	1	--	0	0
2009-10	1	1	0	--	0	2	1	1	0	--	0	2	Did Not Play					
2010-11	1	1	0	--	0	2	Did Not Play						1	1	0	--	0	2
2011-12	1	1	0	--	0	2	1	1	0	--	0	2	Did Not Play					
2012-13	Did Not Play						Did Not Play						Did Not Play					
2013-14	2	1	1	0	0	2	1	1	0	0	0	2	1	0	1	0	0	0
2014-15	2	1	1	--	0	2	1	1	0	--	0	2	1	0	1	--	0	0
TOTALS	132	57	45	30	0	144	67	40	16	11	0	91	65	17	29	19	0	53

*Record includes game played at neutral site.

FLYERS REGULAR SEASON RECORD VS. NHL TEAMS 1967-2015

COLORADO/QUEBEC

YEAR	OVERALL						HOME						ROAD					
	GP	W	L	T	OTL	PTS	GP	W	L	T	OTL	PTS	GP	W	L	T	OTL	PTS
1979-80	4	3	0	1	--	7	2	2	0	0	--	4	2	1	0	1	--	3
1980-81	4	1	2	1	--	3	2	1	1	0	--	2	2	0	1	1	--	1
1981-82	3	1	1	1	--	3	1	1	0	0	--	2	2	0	1	1	--	1
1982-83	3	3	0	0	--	6	2	2	0	0	--	4	1	1	0	0	--	2
1983-84	3	2	0	1	--	5	1	1	0	0	--	2	2	1	0	1	--	3
1984-85	3	1	1	1	--	3	2	1	0	1	--	3	1	0	1	0	--	0
1985-86	3	1	1	1	--	3	1	0	1	0	--	0	2	1	0	1	--	3
1986-87	3	2	0	1	--	5	2	2	0	0	--	4	1	0	0	1	--	1
1987-88	3	2	0	1	--	5	1	0	0	1	--	1	2	2	0	0	--	4
1988-89	3	2	1	0	--	4	2	2	0	0	--	4	1	0	1	0	--	0
1989-90	3	1	1	1	--	3	1	1	0	0	--	2	2	0	1	1	--	1
1990-91	3	3	0	0	--	6	2	2	0	0	--	4	1	1	0	0	--	2
1991-92	3	3	0	0	--	6	2	2	0	0	--	4	1	1	0	0	--	2
1992-93	4	1	3	0	--	2	2	1	1	0	--	2	2	0	2	0	--	0
1993-94	4	3	1	0	--	6	2	2	0	0	--	4	2	1	1	0	--	2
1994-95	4	0	3	1	--	1	2	0	2	0	--	0	2	0	1	1	--	1
1995-96	2	0	1	1	--	1	1	0	1	0	--	0	1	0	0	1	--	1
1996-97	2	1	0	1	--	3	1	1	0	0	--	2	1	0	0	1	--	1
1997-98	2	0	2	0	--	0	1	0	1	0	--	0	1	0	1	0	--	0
1998-99	2	0	1	1	--	1	1	0	1	0	--	0	1	0	0	1	--	1
1999-00	2	1	1	0	0	2	1	1	0	0	0	2	1	0	1	0	0	2
2000-01	1	0	0	1	0	1	Did Not Play						1	0	0	1	0	1
2001-02	2	1	1	0	0	2	1	0	1	0	0	0	1	1	0	0	0	2
2002-03	2	1	0	0	1	3	1	0	0	0	1	1	1	1	0	0	0	2
2003-04	1	0	0	0	1	1	Did Not Play						1	0	0	0	1	1
2005-06	1	0	0	--	1	1	1	0	0	--	1	1	Did Not Play					
2006-07	Did Not Play						Did Not Play						Did Not Play					
2007-08	1	0	1	--	0	0	Did Not Play						1	0	1	--	0	0
2008-09	2	1	1	--	0	2	1	1	0	--	0	2	1	0	1	--	0	0
2009-10	1	0	1	--	0	0	Did Not Play						1	0	1	--	0	0
2010-11	1	1	0	--	0	2	1	1	0	--	0	2	Did Not Play					
2011-12	1	0	0	--	1	1	Did Not Play						1	0	0	--	1	1
2012-13	Did Not Play						Did Not Play						Did Not Play					
2013-14	2	1	1	--	0	2	1	1	0	--	0	2	1	0	1	--	0	0
2014-15	2	1	0	--	1	3	1	1	0	--	0	2	1	0	0	--	1	1
TOTALS	80	37	24	14	5	93	39	26	9	2	2	56	41	11	15	12	3	37

COLUMBUS

YEAR	OVERALL						HOME						ROAD					
	GP	W	L	T	OTL	PTS	GP	W	L	T	OTL	PTS	GP	W	L	T	OTL	PTS
2000-01	1	1	0	0	0	2	Did Not Play						1	1	0	0	0	2
2001-02	2	0	0	2	0	2	1	0	0	1	0	1	1	0	0	1	0	1
2002-03	1	1	0	0	0	2	1	1	0	0	0	2	Did Not Play					
2003-04	1	0	0	1	0	1	Did Not Play						1	0	0	1	0	1
2005-06	1	1	0	--	0	2	Did Not Play						1	1	0	--	0	2
2006-07	1	1	0	--	0	2	1	1	0	--	0	2	Did Not Play					
2007-08	Did Not Play						Did Not Play						Did Not Play					
2008-09	1	0	1	--	0	0	Did Not Play						1	0	1	--	0	0
2009-10	1	1	0	--	0	2	1	1	0	--	0	2	Did Not Play					
2010-11	1	0	1	--	0	0	Did Not Play						1	0	1	--	0	0
2011-12	1	1	0	--	0	2	1	1	0	--	0	2	Did Not Play					
2012-13	Did Not Play						Did Not Play						Did Not Play					
2013-14	4	1	3	--	0	2	2	1	1	--	0	2	2	0	2	--	0	0
2014-15	5	1	2	--	2	4	3	1	2	--	0	2	2	0	0	--	2	2
TOTALS	20	8	7	3	2	21	10	6	3	1	0	13	10	2	4	2	2	8

*Record includes game played at neutral site.

FLYERS REGULAR SEASON RECORD VS. NHL TEAMS 1967-2015

DALLAS/MINNESOTA

OVERALL							HOME					ROAD						
YEAR	GP	W	L	T	OTL	PTS	GP	W	L	T	OTL	PTS	GP	W	L	T	OTL	PTS
1967-68	10	6	3	1	--	13	*5	3	2	0	--	6	5	3	1	1	--	7
1968-69	8	3	2	3	--	9	4	1	1	2	--	4	4	2	1	1	--	5
1969-70	8	4	3	1	--	9	4	3	1	0	--	6	4	1	2	1	--	3
1970-71	6	2	1	3	--	7	3	2	0	1	--	5	3	0	1	2	--	2
1971-72	6	1	3	2	--	4	3	1	1	1	--	3	3	0	2	1	--	1
1972-73	5	3	2	0	--	6	3	3	0	0	--	6	2	0	2	0	--	0
1973-74	6	4	0	2	--	10	3	2	0	1	--	5	3	2	0	1	--	5
1974-75	5	4	1	0	--	8	3	3	0	0	--	6	2	1	1	0	--	2
1975-76	5	3	0	2	--	8	2	2	0	0	--	4	3	1	0	2	--	4
1976-77	5	3	0	2	--	8	2	2	0	0	--	4	3	1	0	2	--	4
1977-78	5	3	2	0	--	6	3	1	2	0	--	2	2	2	0	0	--	4
1978-79	4	2	2	0	--	4	2	2	0	0	--	4	2	0	2	0	--	0
1979-80	4	3	1	0	--	6	2	2	0	0	--	4	2	1	1	0	--	2
1980-81	4	2	1	1	--	5	2	1	0	1	--	3	2	1	1	0	--	2
1981-82	3	1	1	1	--	3	2	1	0	1	--	3	1	0	1	0	--	0
1982-83	3	1	1	1	--	3	1	1	0	0	--	2	2	0	1	1	--	1
1983-84	3	0	1	2	--	2	2	0	0	2	--	2	1	0	1	0	--	0
1984-85	3	3	0	0	--	6	1	1	0	0	--	2	2	2	0	0	--	4
1985-86	3	2	0	1	--	5	2	1	0	1	--	3	1	1	0	0	--	2
1986-87	3	1	2	0	--	2	1	1	0	0	--	2	2	0	2	0	--	0
1987-88	3	2	1	0	--	4	2	1	1	0	--	2	1	1	0	0	--	2
1988-89	3	2	1	0	--	4	1	1	0	0	--	2	2	1	1	0	--	2
1989-90	3	2	1	0	--	4	2	2	0	0	--	4	1	0	1	0	--	0
1990-91	3	1	1	1	--	3	1	1	0	0	--	2	2	0	1	1	--	1
1991-92	3	3	0	0	--	6	1	1	0	0	--	2	2	2	0	0	--	4
1992-93	2	1	1	0	--	2	1	1	0	0	--	2	1	0	1	0	--	0
1993-94	2	0	2	0	--	0	1	0	1	0	--	0	1	0	1	0	--	0
1994-95	Did Not Play						Did Not Play						Did Not Play					
1995-96	2	1	0	1	--	3	1	1	0	0	--	2	1	0	0	1	--	1
1996-97	2	1	0	1	--	3	1	0	0	1	--	1	1	1	0	0	--	2
1997-98	2	0	1	1	--	1	1	0	0	1	--	1	1	0	1	0	--	0
1998-99	1	0	0	1	--	1	1	0	0	1	--	1	Did Not Play					
1999-00	2	0	1	1	0	1	1	0	0	1	0	1	1	0	1	0	0	0
2000-01	1	0	1	0	0	0	Did Not Play						1	0	1	0	0	0
2001-02	2	1	0	1	0	3	1	1	0	0	0	2	1	0	0	1	0	1
2002-03	1	0	0	1	0	1	1	0	0	1	0	1	Did Not Play					
2003-04	2	0	0	2	0	2	1	0	0	1	0	1	1	0	0	1	0	1
2005-06	Did Not Play						Did Not Play						Did Not Play					
2006-07	1	0	1	--	0	0	Did Not Play						1	0	1	--	0	0
2007-08	1	0	1	--	0	0	1	0	1	--	0	0	Did Not Play					
2008-09	1	1	0	--	0	0	1	1	0	--	0	0	Did Not Play					
2009-10	2	2	0	--	0	2	1	1	0	--	0	2	1	1	0	--	0	2
2010-11	2	2	0	--	0	4	1	1	0	--	0	2	1	1	0	--	0	2
2011-12	1	1	0	--	0	2	Did Not Play						1	1	0	--	0	2
2012-13	Did Not Play						Did Not Play						Did Not Play					
2013-14	2	1	1	--	0	2	1	1	0	--	0	2	1	0	1	--	0	0
2014-15	2	1	1	--	0	2	1	0	1	--	0	0	1	1	0	--	0	2
TOTALS	145	73	40	32	0	178	68	46	11	16	0	108	72	27	29	16	0	70

*Record includes game played at neutral site.

FLYERS REGULAR SEASON RECORD VS. NHL TEAMS 1967-2015

DETROIT

YEAR	OVERALL						HOME						ROAD					
	GP	W	L	T	OTL	PTS	GP	W	L	T	OTL	PTS	GP	W	L	T	OTL	PTS
1967-68	4	1	3	0	--	2	2	1	1	0	--	2	2	0	2	0	--	0
1968-69	6	1	3	2	--	4	3	1	2	0	--	2	3	0	1	2	--	2
1969-70	6	1	3	2	--	4	3	0	1	2	--	2	3	1	2	0	--	2
1970-71	6	2	3	1	--	5	3	1	1	1	--	3	3	1	2	0	--	2
1971-72	6	2	3	1	--	5	3	1	1	1	--	3	3	1	2	0	--	2
1972-73	5	1	3	1	--	3	2	1	0	1	--	3	3	0	3	0	--	0
1973-74	5	5	0	0	--	10	3	3	0	0	--	6	2	2	0	0	--	4
1974-75	4	2	1	1	--	5	2	2	0	0	--	4	2	0	1	1	--	1
1975-76	4	2	2	0	--	4	2	2	0	0	--	4	2	0	2	0	--	0
1976-77	4	3	1	0	--	6	2	2	0	0	--	4	2	1	1	0	--	2
1977-78	4	2	1	1	--	5	2	2	0	0	--	4	2	0	1	1	--	1
1978-79	4	2	0	2	--	6	2	1	0	1	--	3	2	1	0	1	--	3
1979-80	4	3	0	1	--	7	2	1	0	1	--	3	2	2	0	0	--	4
1980-81	4	3	1	0	--	6	2	2	0	0	--	4	2	1	1	0	--	2
1981-82	3	2	0	1	--	5	1	0	0	1	--	1	2	2	0	0	--	4
1982-83	3	3	0	0	--	6	2	2	0	0	--	4	1	1	0	0	--	2
1983-84	3	1	0	2	--	4	1	0	0	1	--	1	2	1	0	1	--	3
1984-85	3	2	0	1	--	5	2	2	0	0	--	4	1	0	0	1	--	1
1985-86	3	2	1	0	--	4	1	1	0	0	--	2	2	1	1	0	--	2
1986-87	3	2	1	0	--	4	2	1	1	0	--	2	1	1	0	0	--	2
1987-88	3	2	0	1	--	5	1	1	0	0	--	2	2	1	0	1	--	3
1988-89	3	1	2	0	--	2	2	0	2	0	--	0	1	1	0	0	--	2
1989-90	3	0	1	2	--	2	1	0	0	1	--	1	2	0	1	1	--	1
1990-91	3	1	2	0	--	2	2	1	1	0	--	2	1	0	1	0	--	0
1991-92	2	1	1	0	--	2	1	1	0	0	--	2	1	0	1	0	--	0
1992-93	3	0	2	1	--	1	2	0	1	1	--	1	1	0	1	0	--	0
1993-94	2	0	2	0	--	0	1	0	1	0	--	0	1	0	1	0	--	0
1994-95	Did Not Play						Did Not Play						Did Not Play					
1995-96	2	1	1	0	--	2	1	1	0	0	--	2	1	0	1	0	--	0
1996-97	2	0	1	1	--	1	1	0	1	0	--	0	1	0	0	1	--	1
1997-98	2	1	1	0	--	2	1	1	0	0	--	2	1	0	1	0	--	0
1998-99	2	1	1	0	--	2	1	1	0	0	--	2	1	0	1	0	--	0
1999-00	1	0	1	0	0	0	Did Not Play						1	0	1	0	0	0
2000-01	2	1	1	0	0	2	1	1	0	0	0	2	1	0	1	0	0	0
2001-02	1	0	1	0	0	0	Did Not Play						1	0	1	0	0	0
2002-03	1	1	0	0	0	2	1	1	0	0	0	2	Did Not Play					
2003-04	1	0	1	0	0	0	Did Not Play						1	0	1	0	0	0
2005-06	1	0	1	--	0	0	Did Not Play						1	0	1	--	0	0
2006-07	1	1	0	--	0	2	1	1	0	--	0	2	Did Not Play					
2007-08	Did Not Play						Did Not Play						Did Not Play					
2008-09	1	0	1	--	0	0	Did Not Play						1	0	1	--	0	0
2009-10	1	1	0	--	0	2	1	1	0	--	0	2	Did Not Play					
2010-11	1	1	0	--	0	2	Did Not Play						1	1	0	--	0	2
2011-12	2	1	1	--	0	2	1	1	0	--	0	2	1	0	1	--	0	0
2012-13	Did Not Play						Did Not Play						Did Not Play					
2013-14	3	2	1	--	0	4	1	1	0	--	0	2	2	1	1	--	0	2
2014-15	3	2	1	--	0	4	2	2	0	--	0	4	1	0	1	--	0	0
TOTALS	130	60	49	21	0	141	64	40	13	11	0	91	66	20	36	10	0	50

*Record includes game played at neutral site.

FLYERS REGULAR SEASON RECORD VS. NHL TEAMS 1967-2015

EDMONTON

YEAR	OVERALL							HOME							ROAD						
	GP	W	L	T	OTL	PTS		GP	W	L	T	OTL	PTS		GP	W	L	T	OTL	PTS	
1979-80	4	3	0	1	--	7		2	2	0	0	--	4		2	1	0	1	--	3	
1980-81	4	2	2	0	--	4		2	1	1	0	--	2		2	1	1	0	--	2	
1981-82	3	1	2	0	--	2		1	1	0	0	--	2		2	0	2	0	--	0	
1982-83	3	2	1	0	--	4		2	1	1	0	--	2		1	1	0	0	--	2	
1983-84	3	2	0	1	--	5		1	1	0	0	--	2		2	1	0	1	--	3	
1984-85	3	3	0	0	--	6		2	2	0	0	--	4		1	1	0	0	--	2	
1985-86	3	1	2	0	--	2		1	1	0	0	--	2		2	0	2	0	--	0	
1986-87	3	2	1	0	--	4		2	2	0	0	--	4		1	0	1	0	--	0	
1987-88	3	1	2	0	--	2		1	1	0	0	--	2		2	0	2	0	--	0	
1988-89	3	0	1	2	--	2		2	0	1	1	--	1		1	0	0	1	--	1	
1989-90	3	1	2	0	--	2		1	1	0	0	--	2		2	0	2	0	--	0	
1990-91	3	0	3	0	--	0		2	0	2	0	--	0		1	0	1	0	--	0	
1991-92	3	2	1	0	--	4		2	2	0	0	--	4		1	0	1	0	--	0	
1992-93	2	1	0	1	--	3		1	1	0	0	--	2		1	0	0	1	--	1	
1993-94	2	0	2	0	--	0		1	0	1	0	--	0		1	0	1	0	--	0	
1994-95	Did Not Play							Did Not Play							Did Not Play						
1995-96	2	1	1	0	--	2		1	1	0	0	--	2		1	0	1	0	--	0	
1996-97	2	2	0	0	--	4		1	1	0	0	--	2		1	1	0	0	--	2	
1997-98	2	2	0	0	--	4		1	1	0	0	--	2		1	1	0	0	--	2	
1998-99	2	0	0	2	--	2		1	0	0	1	--	1		1	0	0	1	--	1	
1999-00	1	0	1	0	0	0		1	0	1	0	0	0		Did Not Play						
2000-01	2	2	0	0	0	4		1	1	0	0	0	2		1	1	0	0	0	2	
2001-02	1	0	1	0	0	0		1	0	1	0	0	0		Did Not Play						
2002-03	1	0	0	1	0	1		Did Not Play							1	0	0	1	0	1	
2003-04	1	0	1	0	0	0		1	0	1	0	0	0		Did Not Play						
2005-06	1	0	1	--	0	0		1	0	1	--	0	0		Did Not Play						
2006-07	Did Not Play							Did Not Play							Did Not Play						
2007-08	1	0	1	--	0	0		Did Not Play							1	0	1	--	0	0	
2008-09	1	0	1	--	0	0		1	0	1	--	0	0		Did Not Play						
2009-10	1	0	1	--	0	0		Did Not Play							1	0	1	--	0	0	
2010-11	1	1	0	--	0	2		1	1	0	--	0	2		Did Not Play						
2011-12	1	0	1	--	0	0		Did Not Play							1	0	1	--	0	0	
2012-13	Did Not Play							Did Not Play							Did Not Play						
2013-14	2	2	0	--	0	4		1	1	0	--	0	2		1	1	0	--	0	2	
2014-15	2	1	0	--	1	3		1	1	0	--	0	2		1	0	0	--	1	1	
TOTALS	69	32	28	8	1	73		36	23	11	2	0	48		33	9	17	6	1	25	

FLORIDA

YEAR	OVERALL							HOME							ROAD						
	GP	W	L	T	OTL	PTS		GP	W	L	T	OTL	PTS		GP	W	L	T	OTL	PTS	
1993-94	5	3	1	1	--	7		3	2	0	1	--	5		2	1	1	0	--	2	
1994-95	4	2	1	1	--	5		2	0	1	1	--	1		2	2	0	0	--	4	
1995-96	5	2	2	1	--	5		2	0	1	1	--	1		3	2	1	0	--	4	
1996-97	5	3	2	0	--	6		3	1	2	0	--	2		2	2	0	0	--	4	
1997-98	6	4	2	0	--	8		3	2	1	0	--	4		3	2	1	0	--	4	
1998-99	4	1	2	1	--	3		2	0	1	1	--	1		2	1	1	0	--	2	
1999-00	4	3	1	0	0	6		2	2	0	0	0	4		2	1	1	0	0	2	
2000-01	4	3	1	0	0	6		2	1	1	0	0	2		2	2	0	0	0	4	
2001-02	4	3	0	1	0	7		2	1	0	1	0	3		2	2	0	0	0	4	
2002-03	4	2	1	1	0	5		2	0	1	1	0	1		2	2	0	0	0	4	
2003-04	4	2	0	1	1	6		2	1	0	0	1	3		2	1	0	1	0	3	
2005-06	4	4	0	--	0	8		2	2	0	--	0	4		2	2	0	--	0	4	
2006-07	4	0	4	--	0	0		2	0	2	--	0	0		2	0	2	--	0	0	
2007-08	4	2	1	--	1	5		2	1	0	--	1	3		2	1	1	--	0	2	
2008-09	4	2	2	--	0	4		2	1	1	--	0	2		2	1	1	--	0	2	
2009-10	4	1	3	--	0	2		2	1	1	--	0	2		2	0	2	--	0	0	
2010-11	4	3	1	--	0	6		2	1	1	--	0	2		2	2	0	--	0	4	
2011-12	4	3	1	--	0	6		2	1	1	--	0	2		2	2	0	--	0	4	
2012-13	3	1	1	--	1	3		2	0	2	--	1	1		1	1	0	--	0	2	
2013-14	3	2	1	--	0	4		1	1	0	--	0	2		2	1	1	--	0	2	
2014-15	3	1	1	--	1	3		2	1	0	--	1	3		1	0	1	--	0	0	
TOTALS	86	47	28	7	4	105		44	19	15	6	4	48		42	28	13	1	0	57	

*Record includes game played at neutral site.

FLYERS REGULAR SEASON RECORD VS. NHL TEAMS 1967-2015

LOS ANGELES

YEAR	OVERALL						HOME						ROAD					
	GP	W	L	T	OTL	PTS	GP	W	L	T	OTL	PTS	GP	W	L	T	OTL	PTS
1967-68	10	4	5	1	--	9	5*	2	2	1	--	5	5*	2	3	0	--	4
1968-69	8	4	3	1	--	9	4	3	1	0	--	6	4	1	2	1	--	3
1969-70	8	5	2	1	--	11	4	3	0	1	--	7	4	2	2	0	--	4
1970-71	6	2	1	3	--	7	3	1	1	1	--	3	3	1	0	2	--	4
1971-72	6	3	2	1	--	7	3	1	1	1	--	3	3	2	1	0	--	4
1972-73	6	2	4	0	--	4	3	1	2	0	--	2	3	1	2	0	--	2
1973-74	5	2	2	1	--	5	2	1	1	0	--	2	3	1	1	1	--	3
1974-75	4	2	1	1	--	5	2	1	1	0	--	2	2	1	0	1	--	3
1975-76	4	2	0	2	--	6	2	1	0	1	--	3	2	1	0	1	--	3
1976-77	4	4	0	0	--	8	2	2	0	0	--	4	2	2	0	0	--	4
1977-78	4	3	0	1	--	7	2	1	0	1	--	3	2	2	0	0	--	4
1978-79	4	4	0	0	--	8	2	2	0	0	--	4	2	2	0	0	--	4
1979-80	4	4	0	0	--	8	2	2	0	0	--	4	2	2	0	0	--	4
1980-81	4	4	0	0	--	8	2	2	0	0	--	4	2	2	0	0	--	4
1981-82	3	2	0	1	--	5	2	2	0	0	--	4	1	0	0	1	--	1
1982-83	3	2	1	0	--	4	1	0	1	0	--	0	2	2	0	0	--	4
1983-84	3	2	1	0	--	4	2	1	1	0	--	2	1	1	0	0	--	2
1984-85	3	1	1	1	--	3	1	0	0	1	--	1	2	1	1	0	--	2
1985-86	3	3	0	0	--	6	2	2	0	0	--	4	1	1	0	0	--	2
1986-87	3	1	2	0	--	2	1	0	1	0	--	0	2	1	1	0	--	2
1987-88	3	3	0	0	--	6	2	2	0	0	--	4	1	1	0	0	--	2
1988-89	3	1	2	0	--	2	1	0	1	0	--	0	2	1	1	0	--	2
1989-90	3	3	0	0	--	6	2	2	0	0	--	4	1	1	0	0	--	2
1990-91	3	1	2	0	--	2	1	0	1	0	--	0	2	1	1	0	--	2
1991-92	3	1	2	0	--	2	1	1	0	0	--	2	2	0	2	0	--	0
1992-93	2	1	1	0	--	2	1	0	1	0	--	0	1	1	0	0	--	2
1993-94	2	2	0	0	--	4	1	1	0	0	--	2	1	1	0	0	--	2
1994-95	Did Not Play						Did Not Play						Did Not Play					
1995-96	2	1	0	1	--	3	1	1	0	0	--	2	1	0	0	1	--	1
1996-97	2	1	1	0	--	2	1	1	0	0	--	2	1	0	1	0	--	0
1997-98	2	1	1	0	--	2	1	1	0	0	--	2	1	0	1	0	--	0
1998-99	2	1	1	0	--	2	1	1	0	0	--	2	1	0	1	0	--	0
1999-00	2	1	0	0	1	3	1	0	0	0	1	1	1	1	0	0	0	2
2000-01	1	1	0	0	0	2	1	1	0	0	0	2	Did Not Play					
2001-02	1	1	0	0	0	2	Did Not Play						1	1	0	0	0	2
2002-03	2	2	0	0	0	4	1	1	0	0	0	2	1	1	0	0	0	2
2003-04	1	0	1	0	0	0	Did Not Play						1	0	1	0	0	0
2005-06	Did Not Play						Did Not Play						Did Not Play					
2006-07	1	1	0	--	0	2	Did Not Play						1	1	0	--	0	2
2007-08	1	1	0	--	0	2	1	1	0	--	0	2	Did Not Play					
2008-09	2	1	0	--	1	3	1	1	0	--	0	2	1	0	0	--	1	1
2009-10	1	1	0	--	0	2	Did Not Play						1	1	0	--	0	2
2010-11	2	1	1	--	0	2	1	0	1	--	0	0	1	1	0	--	0	2
2011-12	1	0	0	--	1	1	1	0	0	--	1	1	Did Not Play					
2012-13	Did Not Play						Did Not Play						Did Not Play					
2013-14	2	1	1	--	0	2	1	0	1	--	0	0	1	1	0	--	0	2
2014-15	2	2	0	--	0	4	1	1	0	--	0	2	1	1	0	--	0	2
TOTALS	141	85	38	15	3	188	69	43	17	7	2	95	72	42	21	8	1	93

*Record includes game played at neutral site.

FLYERS REGULAR SEASON RECORD VS. NHL TEAMS 1967-2015

MINNESOTA

YEAR	OVERALL					HOME						ROAD						
	GP	W	L	T	OTL	PTS	GP	W	L	T	OTL	PTS	GP	W	L	T	OTL	PTS
2000-01	2	1	0	1	0	3	1	1	0	0	0	2	1	0	0	1	0	1
2001-02	1	1	0	0	0	2	1	1	0	0	0	2	Did Not Play					
2002-03	2	0	2	0	0	0	1	0	1	0	0	0	1	0	1	0	0	0
2003-04	1	1	0	0	0	2	1	1	0	0	0	2	Did Not Play					
2005-06	1	1	0	--	0	2	1	1	0	--	0	2	Did Not Play					
2006-07	Did Not Play						Did Not Play						Did Not Play					
2007-08	1	1	0	--	0	2	Did Not Play						1	1	0	--	0	2
2008-09	1	1	0	--	0	2	1	1	0	--	0	2	Did Not Play					
2009-10	2	0	1	--	1	1	1	0	0	--	1	1	1	0	1	--	0	0
2010-11	1	1	0	--	0	2	Did Not Play						1	1	0	--	0	2
2011-12	1	1	0	--	0	2	1	1	0	--	0	2	Did Not Play					
2012-13	Did Not Play						Did Not Play						Did Not Play					
2013-14	2	1	1	--	0	2	1	1	0	--	0	2	1	0	1	--	0	0
2014-15	2	1	1	--	0	2	1	0	1	--	0	0	1	1	0	--	0	2
TOTALS	17	10	5	1	1	22	10	7	2	0	1	15	7	3	3	1	0	7

MONTREAL

YEAR	OVERALL						HOME						ROAD					
	GP	W	L	T	OTL	PTS	GP	W	L	T	OTL	PTS	GP	W	L	T	OTL	PTS
1967-68	4	1	2	1	--	3	2	0	1	1	--	1	2	1	1	0	--	2
1968-69	6	1	5	0	--	2	3	1	2	0	--	2	3	0	3	0	--	0
1969-70	6	0	4	2	--	2	3	0	2	1	--	1	3	0	2	1	--	1
1970-71	6	1	4	1	--	3	3	0	2	1	--	1	3	1	2	0	--	2
1971-72	6	2	3	1	--	5	3	2	1	0	--	4	3	0	2	1	--	1
1972-73	5	2	2	1	--	5	2	1	0	1	--	3	3	1	2	0	--	2
1973-74	5	2	2	1	--	5	3	2	1	0	--	4	2	0	1	1	--	1
1974-75	4	2	1	1	--	5	2	1	0	1	--	3	2	1	1	0	--	2
1975-76	4	2	1	1	--	5	2	2	0	0	--	4	2	0	1	1	--	1
1976-77	4	0	4	0	--	0	2	0	2	0	--	0	2	0	2	0	--	0
1977-78	4	0	2	2	--	2	2	0	1	1	--	1	2	0	1	1	--	1
1978-79	4	0	3	1	--	1	2	0	2	0	--	0	2	0	1	1	--	1
1979-80	4	1	2	1	--	3	2	0	1	1	--	1	2	1	1	0	--	2
1980-81	4	1	2	1	--	3	2	1	0	1	--	3	2	0	2	0	--	0
1981-82	3	1	2	0	--	2	1	0	1	0	--	0	2	1	1	0	--	2
1982-83	3	1	2	0	--	2	2	1	1	0	--	2	1	0	1	0	--	0
1983-84	3	2	0	1	--	5	1	0	0	1	--	1	2	2	0	0	--	4
1984-85	3	1	2	0	--	2	2	1	1	0	--	2	1	0	1	0	--	0
1985-86	3	2	1	0	--	4	1	1	0	0	--	2	2	1	1	0	--	2
1986-87	3	2	0	1	--	5	2	2	0	0	--	4	1	0	0	1	--	1
1987-88	3	0	1	2	--	2	1	0	0	1	--	1	2	0	1	1	--	1
1988-89	3	0	1	2	--	2	2	0	1	1	--	1	1	0	0	1	--	1
1989-90	3	2	0	1	--	5	1	1	0	0	--	2	2	1	0	1	--	3
1990-91	3	2	0	1	--	5	2	1	0	1	--	3	1	1	0	0	--	2
1991-92	3	2	1	0	--	4	1	0	1	0	--	0	2	2	0	0	--	4
1992-93	4	1	2	1	--	3	2	0	1	1	--	1	2	1	1	0	--	2
1993-94	4	2	1	1	--	5	2	2	0	0	--	4	2	0	1	1	--	1
1994-95	4	3	0	1	--	7	2	2	0	0	--	4	2	1	0	1	--	3
1995-96	4	4	0	0	--	8	2	2	0	0	--	4	2	2	0	0	--	4
1996-97	4	2	1	1	--	5	2	2	0	0	--	4	2	0	1	1	--	1
1997-98	4	2	1	1	--	5	2	0	1	1	--	1	2	2	0	0	--	4
1998-99	4	1	3	0	--	2	2	1	1	0	--	2	2	0	2	0	--	0
1999-00	4	1	0	2	1	5	2	0	0	1	1	2	2	1	0	1	0	3
2000-01	4	0	2	1	1	2	2	0	1	1	0	1	2	0	1	0	1	1
2001-02	4	2	2	0	0	4	2	0	2	0	0	0	2	2	0	0	0	4
2002-03	4	4	0	0	0	8	2	2	0	0	0	4	2	2	0	0	0	4
2003-04	4	3	1	0	0	6	2	1	1	0	0	2	2	2	0	0	0	4
2005-06	4	1	2	--	1	3	2	1	1	--	0	2	2	0	1	--	1	1
2006-07	4	1	3	--	0	2	2	0	2	--	0	0	2	1	1	--	0	2
2007-08	4	0	4	--	0	0	2	0	2	--	0	0	2	0	2	--	0	0

*Record includes game played at neutral site.

FLYERS REGULAR SEASON RECORD VS. NHL TEAMS 1967-2015

MONTREAL (continued)

YEAR	OVERALL						HOME						ROAD					
	GP	W	L	T	OTL	PTS	GP	W	L	T	OTL	PTS	GP	W	L	T	OTL	PTS
2008-09	4	1	2	--	1	3	2	0	1	--	1	1	2	1	1	--	0	2
2009-10	4	2	2	--	0	4	2	1	1	--	0	2	2	1	1	--	0	2
2010-11	4	3	1	--	0	6	2	2	0	--	0	4	2	1	1	--	0	2
2011-12	4	3	1	--	0	6	2	2	0	--	0	4	2	1	1	--	0	2
2012-13	3	2	1	--	0	4	1	1	0	--	0	2	2	1	1	--	0	2
2013-14	3	2	1	--	0	4	2	2	0	--	0	4	1	0	1	--	0	0
2014-15	3	0	1	--	2	2	1	0	0	--	1	1	2	0	1	--	1	1
TOTALS	184	70	78	30	6	176	91	38	34	16	3	95	93	32	44	14	3	81

NASHVILLE

YEAR	OVERALL						HOME						ROAD					
	GP	W	L	T	OTL	PTS	GP	W	L	T	OTL	PTS	GP	W	L	T	OTL	PTS
1998-99	2	2	0	0	--	4	1	1	0	0	--	2	1	1	0	0	--	2
1999-00	2	1	0	1	0	3	1	0	0	1	0	1	1	1	0	0	0	2
2000-01	2	0	1	1	0	1	1	0	1	0	0	0	1	0	0	1	0	1
2001-02	1	0	0	0	1	1	1	0	0	0	1	1	Did Not Play					
2002-03	1	0	0	1	0	1	Did Not Play						1	0	0	1	0	1
2003-04	1	1	0	0	0	2	1	1	0	0	0	2	Did Not Play					
2005-06	1	0	0	--	1	1	Did Not Play						1	0	0	--	1	1
2006-07	1	0	1	--	0	0	1	0	1	--	0	0	Did Not Play					
2007-08	Did Not Play						Did Not Play						Did Not Play					
2008-09	1	1	0	--	0	2	1	1	0	--	0	2	Did Not Play					
2009-10	1	0	0	--	1	1	Did Not Play						1	0	0	0	1	1
2010-11	1	1	0	--	0	2	1	1	0	--	0	2	Did Not Play					
2011-12	2	1	1	--	0	2	1	1	0	--	0	2	1	0	1	--	0	0
2012-13	Did Not Play						Did Not Play						Did Not Play					
2013-14	2	1	0	--	1	3	1	0	0	--	1	1	1	1	0	--	0	2
2014-15	2	1	1	--	0	2	1	1	0	--	0	2	1	0	1	--	0	0
TOTALS	20	9	4	3	4	25	11	6	2	1	2	15	9	3	2	2	2	10

NEW JERSEY/COLORADO/KANSAS CITY

YEAR	OVERALL						HOME						ROAD					
	GP	W	L	T	OTL	PTS	GP	W	L	T	OTL	PTS	GP	W	L	T	OTL	PTS
1974-75	5	4	0	1	--	9	3	3	0	0	--	6	2	1	0	1	--	3
1975-76	5	5	0	0	--	10	2	2	0	0	--	4	3	3	0	0	--	6
1976-77	5	5	0	0	--	10	3	3	0	0	--	6	2	2	0	0	--	4
1977-78	5	3	2	0	--	6	2	2	0	0	--	4	3	1	2	0	--	2
1978-79	4	3	0	1	--	7	2	2	0	0	--	4	2	1	0	1	--	3
1979-80	4	2	1	1	--	5	2	1	0	1	--	3	2	1	1	0	--	2
1980-81	4	4	0	0	--	8	2	2	0	0	--	4	2	2	0	0	--	4
1981-82	3	2	1	0	--	4	2	2	0	0	--	4	1	0	1	0	--	0
1982-83	7	5	2	0	--	10	3	3	0	0	--	6	4	2	2	0	--	4
1983-84	7	7	0	0	--	14	4	4	0	0	--	8	3	3	0	0	--	6
1984-85	7	5	2	0	--	10	3	2	1	0	--	4	4	3	1	0	--	6
1985-86	7	4	3	0	--	8	4	3	1	0	--	6	3	1	2	0	--	2
1986-87	7	4	2	1	--	9	3	3	0	0	--	6	4	1	2	1	--	3
1987-88	7	0	5	2	--	2	4	0	2	2	--	2	3	0	3	0	--	0
1988-89	7	5	2	0	--	10	3	3	0	0	--	6	4	2	2	0	--	4
1989-90	7	2	4	1	--	5	4	0	3	1	--	1	3	2	1	0	--	4
1990-91	7	1	4	2	--	4	3	1	1	1	--	3	4	0	3	1	--	1
1991-92	7	2	3	2	--	6	4	2	0	2	--	6	3	0	3	0	--	0
1992-93	7	2	5	0	--	4	4	2	2	0	--	4	3	0	3	0	--	0
1993-94	5	1	4	0	--	2	2	1	1	0	--	2	3	0	3	0	--	0
1994-95	4	3	1	0	--	6	2	1	1	0	--	2	2	2	0	0	--	4
1995-96	6	2	4	0	--	4	3	1	2	0	--	2	3	1	2	0	--	2
1996-97	5	3	2	0	--	6	3	2	1	0	--	4	2	1	1	0	--	2
1997-98	5	0	4	1	--	1	2	0	1	1	--	1	3	0	3	0	--	0

*Record includes game played at neutral site.

FLYERS REGULAR SEASON RECORD VS. NHL TEAMS 1967-2015

NEW JERSEY/COLORADO/KANSAS CITY (continued)

YEAR	OVERALL					HOME					ROAD				
	GP	W	L	T	PTS	GP	W	L	T	PTS	GP	W	L	T	PTS
1998-99	5	1	3	1	--	3	3	1	2	0	2	2	0	1	1
1999-00	5	1	4	0	0	2	2	1	1	0	2	3	0	3	0
2000-01	5	1	2	2	0	4	3	1	2	0	2	2	0	0	2
2001-02	5	3	1	1	0	7	2	1	0	1	3	3	2	1	0
2002-03	5	1	2	1	1	4	3	0	1	1	2	2	1	1	0
2003-04	6	3	2	1	0	7	3	2	1	0	4	3	1	1	0
2005-06	8	3	4	--	1	7	4	3	1	--	6	4	0	3	--
2006-07	8	1	4	--	3	5	4	1	1	--	4	4	0	3	--
2007-08	8	2	5	--	1	5	4	2	2	--	4	4	0	3	--
2008-09	6	3	1	--	2	8	3	2	0	--	1	3	1	1	--
2009-10	6	5	1	--	0	10	3	3	0	--	6	3	2	1	--
2010-11	6	3	2	--	1	7	3	2	1	--	4	3	1	1	--
2011-12	6	3	2	--	1	7	3	1	1	--	1	3	2	1	--
2012-13	5	1	4	--	0	2	2	1	1	--	0	2	3	0	--
2013-14	4	2	2	--	0	4	2	0	2	--	0	2	2	0	--
2014-15	4	1	3	--	0	2	2	1	1	--	0	2	0	2	--
TOTALS	229	108	93	18	10	244	115	67	33	10	5	114	41	60	8

NEW YORK ISLANDERS

YEAR	OVERALL					HOME					ROAD				
	GP	W	L	T	PTS	GP	W	L	T	PTS	GP	W	L	T	PTS
1972-73	5	4	1	0	--	8	3	3	0	0	--	6	2	1	1
1973-74	5	5	0	0	--	10	2	2	0	0	--	4	3	3	0
1974-75	6	3	1	2	--	8	3	2	1	0	--	4	3	1	0
1975-76	6	2	4	0	--	4	3	2	1	0	--	4	3	0	3
1976-77	6	2	3	1	--	5	3	2	1	0	--	4	3	0	2
1977-78	6	1	2	3	--	5	3	1	1	1	--	3	3	0	1
1978-79	8	1	5	2	--	4	4	1	2	1	--	3	4	0	3
1979-80	4	2	2	0	--	4	2	1	1	0	--	2	2	1	1
1980-81	4	2	1	1	--	5	2	1	1	0	--	2	2	1	0
1981-82	8	1	6	1	--	3	4	1	2	1	--	3	4	0	4
1982-83	7	4	1	2	--	10	3	2	0	1	--	5	4	2	1
1983-84	7	3	4	0	--	6	4	2	2	0	--	4	3	1	2
1984-85	7	3	3	1	--	7	3	2	0	1	--	5	4	1	3
1985-86	7	3	4	0	--	6	4	3	1	0	--	6	3	0	3
1986-87	7	4	3	0	--	8	3	1	2	0	--	2	4	3	1
1987-88	7	3	3	1	--	7	4	1	2	1	--	3	3	2	1
1988-89	7	5	1	1	--	11	3	3	0	0	--	6	4	2	1
1989-90	7	4	1	2	--	10	4	3	0	1	--	7	3	1	1
1990-91	7	4	2	1	--	9	3	2	0	1	--	5	4	2	2
1991-92	7	3	3	1	--	7	3	3	0	0	--	6	4	0	3
1992-93	9	2	7	0	--	4	4	2	2	0	--	4	5	0	5
1993-94	5	2	3	0	--	4	3	2	1	0	--	4	2	0	2
1994-95	4	2	2	0	--	4	2	1	1	0	--	2	2	1	1
1995-96	6	4	1	1	--	9	3	2	1	0	--	4	3	2	0
1996-97	5	1	3	1	--	3	2	1	1	0	--	2	3	0	2
1997-98	5	3	2	0	--	6	3	3	0	0	--	6	2	0	2
1998-99	5	1	2	2	--	4	2	1	0	1	--	3	3	0	2
1999-00	5	3	0	1	--	8	3	1	0	1	--	4	2	2	0
2000-01	5	4	0	0	--	9	2	2	0	0	--	4	3	2	0
2001-02	5	1	3	0	--	3	3	0	2	0	--	1	2	1	1
2002-03	5	3	1	1	--	7	2	0	1	1	--	3	3	3	0
2003-04	6	3	2	1	--	7	3	2	1	0	--	4	3	1	1
2005-06	8	6	2	--	0	14	4	3	1	--	0	4	3	1	--
2006-07	8	2	5	--	1	5	4	0	4	--	0	4	2	1	--
2007-08	8	7	1	--	0	14	4	4	0	--	0	4	3	1	--
2008-09	6	6	0	--	0	12	3	3	0	--	0	6	3	3	0

*Record includes game played at neutral site.

FLYERS REGULAR SEASON RECORD VS. NHL TEAMS 1967-2015

NEW YORK ISLANDERS (continued)

YEAR	OVERALL						HOME						ROAD					
	GP	W	L	T	OTL	PTS	GP	W	L	T	OTL	PTS	GP	W	L	T	OTL	PTS
2009-10	6	5	1	--	0	10	3	3	0	--	0	6	3	2	1	--	0	2
2010-11	6	6	0	--	0	7	3	3	0	--	0	4	3	3	0	--	0	3
2011-12	6	4	1	--	1	9	3	1	1	--	1	3	3	3	0	--	0	6
2012-13	4	2	1	--	1	5	2	1	0	--	1	3	2	1	1	--	0	2
2013-14	4	3	0	--	1	7	2	2	0	--	0	4	2	1	0	--	1	3
2014-15	4	1	1	--	2	4	2	1	0	--	1	3	2	0	1	--	1	1
TOTALS	253	130	88	26	9	295	125	76	33	11	5	168	128	54	55	15	4	127

NEW YORK RANGERS

YEAR	OVERALL						HOME						ROAD					
	GP	W	L	T	OTL	PTS	GP	W	L	T	OTL	PTS	GP	W	L	T	OTL	PTS
1967-68	4	1	3	0	--	2	2	1	1	0	--	2	2	0	2	0	--	0
1968-69	6	1	3	2	--	4	3	0	2	1	--	1	3	1	1	1	--	3
1969-70	6	0	0	6	--	6	3	0	0	3	--	3	3	0	0	3	--	3
1970-71	6	3	2	1	--	7	3	3	0	0	--	6	3	0	2	1	--	1
1971-72	6	0	6	0	--	0	3	0	3	0	--	0	3	0	3	0	--	0
1972-73	5	0	4	1	--	1	2	0	2	0	--	0	3	0	2	1	--	1
1973-74	5	1	2	2	--	4	3	1	0	2	--	4	2	0	2	0	--	0
1974-75	6	3	2	1	--	7	3	1	1	1	--	3	3	2	1	0	--	4
1975-76	6	5	1	0	--	10	3	3	0	0	--	6	3	2	1	0	--	4
1976-77	6	2	0	4	--	8	3	2	0	1	--	5	3	0	0	3	--	3
1977-78	6	4	0	2	--	10	3	3	0	0	--	6	3	1	0	2	--	4
1978-79	8	3	2	3	--	9	4	2	2	0	--	4	4	1	0	3	--	5
1979-80	4	2	1	1	--	5	2	1	1	0	--	2	2	1	0	1	--	3
1980-81	4	1	1	2	--	4	2	0	1	1	--	1	2	1	0	1	--	3
1981-82	8	2	4	2	--	6	4	1	2	1	--	3	4	1	2	1	--	3
1982-83	7	4	3	0	--	8	4	3	1	0	--	6	3	1	2	0	--	2
1983-84	7	3	4	0	--	6	3	2	1	0	--	4	4	1	3	0	--	2
1984-85	7	7	0	0	--	14	4	4	0	0	--	8	3	3	0	0	--	6
1985-86	7	6	1	0	--	12	3	3	0	0	--	6	4	3	1	0	--	6
1986-87	7	3	4	0	--	6	4	1	3	0	--	2	3	2	1	0	--	4
1987-88	7	3	3	1	--	7	3	1	2	0	--	2	4	2	1	1	--	5
1988-89	7	3	3	1	--	7	4	2	1	1	--	5	3	1	2	0	--	2
1989-90	7	2	5	0	--	4	3	0	3	0	--	0	4	2	2	0	--	4
1990-91	7	2	3	2	--	6	4	2	0	2	--	6	3	0	3	0	--	0
1991-92	7	1	6	0	--	2	3	1	2	0	--	2	4	0	4	0	--	0
1992-93	7	4	2	1	--	9	3	3	0	0	--	6	4	1	2	1	--	3
1993-94	5	1	3	1	--	3	2	1	1	0	--	2	3	0	2	1	--	1
1994-95	4	2	2	0	--	4	2	1	1	0	--	2	2	1	1	0	--	2
1995-96	5	1	3	1	--	3	3	1	2	0	--	2	2	0	1	1	--	1
1996-97	6	2	3	1	--	5	3	1	2	0	--	2	3	1	1	1	--	3
1997-98	5	3	1	1	--	7	2	1	1	0	--	2	3	2	0	1	--	5
1998-99	5	2	2	1	--	5	3	1	1	1	--	3	2	1	1	0	--	2
1999-00	5	4	1	0	0	8	2	1	1	0	0	2	3	3	0	0	0	6
2000-01	5	4	0	0	1	9	3	3	0	0	0	6	2	1	0	0	1	3
2001-02	5	3	2	0	0	6	2	2	0	0	0	4	3	1	2	0	0	2
2002-03	5	3	2	0	0	6	3	2	1	0	0	4	2	1	1	0	0	2
2003-04	6	5	1	0	0	10	3	2	1	0	0	4	3	3	0	0	0	6
2005-06	8	4	2	--	2	10	4	1	2	--	1	3	4	3	0	--	1	7
2006-07	8	2	5	--	1	5	4	0	3	--	1	1	4	2	2	--	0	4
2007-08	8	3	3	--	2	8	4	1	2	--	1	3	4	2	1	--	1	5
2008-09	6	2	4	--	0	4	3	1	2	--	0	2	3	1	2	--	0	2
2009-10	6	3	3	--	0	6	3	2	1	--	0	4	3	1	2	--	0	2
2010-11	6	4	1	--	1	9	3	2	0	--	1	5	3	2	1	--	0	4
2011-12	6	0	6	--	0	0	3	0	3	--	0	0	3	0	3	--	0	0
2012-13	5	2	3	--	0	4	3	2	1	--	0	4	2	0	2	--	0	0
2013-14	4	2	2	--	0	4	2	2	0	--	0	4	2	0	2	--	0	0
2014-15	4	1	3	--	0	2	2	1	1	--	0	2	2	0	2	--	0	0
TOTALS	280	119	117	37	7	282	140	68	54	14	4	154	140	51	63	23	3	128

*Record includes game played at neutral site.

FLYERS REGULAR SEASON RECORD VS. NHL TEAMS 1967-2015

OTTAWA

YEAR	OVERALL						HOME						ROAD					
	GP	W	L	T	OTL	PTS	GP	W	L	T	OTL	PTS	GP	W	L	T	OTL	PTS
1992-93	3	2	1	0	--	4	2	2	0	0	--	4	1	0	1	0	--	0
1993-94	4	3	0	1	--	7	2	2	0	0	--	4	2	1	0	1	--	3
1994-95	3	1	2	0	--	2	1	0	1	0	--	0	2	1	1	0	--	2
1995-96	4	4	0	0	--	8	2	2	0	0	--	4	2	2	0	0	--	4
1996-97	4	4	0	0	--	8	2	2	0	0	--	4	2	2	0	0	--	4
1997-98	4	4	0	0	--	8	2	2	0	0	--	4	2	2	0	0	--	4
1998-99	5	1	4	0	--	2	2	0	2	0	--	0	3	1	2	0	--	2
1999-00	4	0	2	2	0	2	2	0	1	1	0	1	2	0	1	1	0	1
2000-01	4	1	2	1	0	3	2	1	1	0	0	2	2	0	1	1	0	1
2001-02	4	1	2	1	0	3	2	0	1	1	0	1	2	1	1	0	0	2
2002-03	4	1	1	2	0	4	2	1	1	0	0	2	2	0	0	2	0	2
2003-04	4	1	2	1	0	3	2	1	1	0	0	2	2	0	1	1	0	1
2005-06	4	3	1	--	0	6	2	2	0	--	0	4	2	1	1	--	0	2
2006-07	4	0	3	--	1	1	2	0	1	--	1	1	2	0	2	--	0	0
2007-08	4	3	0	--	1	7	2	2	0	--	0	4	2	1	0	--	1	3
2008-09	4	1	2	--	1	3	2	1	1	--	0	2	2	0	1	--	1	1
2009-10	4	1	3	--	0	2	2	1	1	--	0	2	2	0	2	--	0	0
2010-11	4	2	2	--	0	4	2	2	0	--	0	4	2	0	2	--	0	0
2011-12	4	2	1	--	1	5	2	1	0	--	1	3	2	1	1	--	0	2
2012-13	3	2	1	--	0	4	2	1	1	--	0	2	1	1	0	--	0	2
2013-14	3	2	0	--	1	5	1	1	0	--	0	2	2	1	0	--	1	3
2014-15	3	1	1	--	1	3	2	1	1	--	0	2	1	0	0	--	1	1
TOTALS	84	40	30	8	6	94	42	25	13	2	2	54	42	15	17	6	4	40

PITTSBURGH

YEAR	OVERALL						HOME						ROAD					
	GP	W	L	T	OTL	PTS	GP	W	L	T	OTL	PTS	GP	W	L	T	OTL	PTS
1967-68	10	3	4	3	--	9	5*	3	2	0	--	6	5	0	2	3	--	3
1968-69	8	4	1	3	--	11	4	3	0	1	--	7	4	1	1	2	--	4
1969-70	8	1	5	2	--	4	4	1	2	1	--	3	4	0	3	1	--	1
1970-71	6	3	1	2	--	8	3	3	0	0	--	6	3	0	1	2	--	2
1971-72	6	2	3	1	--	5	3	2	0	1	--	5	3	0	3	0	--	0
1972-73	6	4	2	0	--	8	3	3	0	0	--	6	3	1	2	0	--	2
1973-74	5	3	2	0	--	6	3	2	1	0	--	4	2	1	1	0	--	2
1974-75	4	3	1	0	--	6	2	2	0	0	--	4	2	1	1	0	--	2
1975-76	4	3	0	1	--	7	2	2	0	0	--	4	2	1	0	1	--	3
1976-77	4	3	1	0	--	6	2	2	0	0	--	4	2	1	1	0	--	2
1977-78	4	3	0	1	--	7	2	1	0	1	--	3	2	2	0	0	--	4
1978-79	4	3	1	0	--	6	2	2	0	0	--	4	2	1	1	0	--	2
1979-80	4	3	0	1	--	7	2	1	0	1	--	3	2	2	0	0	--	4
1980-81	4	4	0	0	--	8	2	2	0	0	--	4	2	2	0	0	--	4
1981-82	8	5	2	1	--	11	4	4	0	0	--	8	4	1	2	1	--	3
1982-83	7	5	1	1	--	11	4	4	0	0	--	8	3	1	1	1	--	3
1983-84	7	7	0	0	--	14	3	3	0	0	--	6	4	4	0	0	--	8
1984-85	7	5	2	0	--	10	4	4	0	0	--	8	3	1	2	0	--	2
1985-86	7	6	0	1	--	13	3	3	0	0	--	6	4	3	0	1	--	7
1986-87	7	4	1	2	--	10	4	3	0	1	--	7	3	1	1	1	--	3
1987-88	7	5	2	0	--	10	3	3	0	0	--	6	4	2	2	0	--	4
1988-89	7	3	4	0	--	6	4	2	2	0	--	4	3	1	2	0	--	2
1989-90	7	4	3	0	--	8	3	2	1	0	--	4	4	2	2	0	--	4
1990-91	7	4	2	1	--	9	4	2	2	0	--	4	3	2	0	1	--	5
1991-92	7	0	5	2	--	2	3	0	2	1	--	1	4	0	3	1	--	1
1992-93	7	1	5	1	--	3	3	1	2	0	--	2	4	0	3	1	--	1
1993-94	4	1	2	1	--	3	2	1	1	0	--	2	2	0	1	1	--	1
1994-95	3	2	1	0	--	4	2	2	0	0	--	4	1	0	1	0	--	0
1995-96	4	2	2	0	--	4	2	2	0	0	--	4	2	0	2	0	--	0
1996-97	4	3	1	0	--	6	2	2	0	0	--	4	2	1	1	0	--	2
1997-98	4	2	2	0	--	4	2	2	0	0	--	4	2	0	2	0	--	0
1998-99	5	3	1	1	--	7	2	2	0	0	--	4	3	1	1	1	--	3

*Record includes game played at neutral site.

FLYERS REGULAR SEASON RECORD VS. NHL TEAMS 1967-2015

PITTSBURGH (continued)

YEAR	OVERALL						HOME						ROAD					
	GP	W	L	T	OTL	PTS	GP	W	L	T	OTL	PTS	GP	W	L	T	OTL	PTS
1999-00	5	4	0	1	0	9	3	3	0	0	0	6	2	1	0	1	0	3
2000-01	5	2	3	0	0	4	2	1	1	0	0	2	3	1	2	0	0	2
2001-02	5	3	1	1	0	7	3	3	0	0	0	6	2	0	1	1	0	1
2002-03	5	4	1	0	0	8	2	2	0	0	0	4	3	2	1	0	0	4
2003-04	6	2	1	3	0	7	3	1	1	1	0	3	3	1	0	2	0	4
2005-06	8	6	1	--	1	13	4	3	0	--	1	7	4	3	1	--	0	6
2006-07	8	0	6	--	2	2	4	0	3	--	1	1	4	0	3	--	1	1
2007-08	8	5	3	--	0	10	4	4	0	--	0	8	4	1	3	--	0	2
2008-09	6	2	2	--	2	6	3	1	2	--	0	2	3	1	0	--	2	4
2009-10	6	1	4	--	1	2	3	0	2	--	1	0	3	1	2	--	0	2
2010-11	6	4	1	--	1	9	3	1	1	--	1	3	3	3	0	--	0	6
2011-12	6	4	2	--	0	8	3	2	1	--	0	4	3	2	1	--	0	4
2012-13	4	1	2	--	1	3	2	0	2	--	0	0	2	1	0	--	1	3
2013-14	5	4	1	--	0	8	2	1	1	--	0	2	3	3	0	--	1	7
2014-15	4	4	0	--	0	8	2	2	0	--	0	4	2	2	0	--	0	4
TOTALS	273	150	85	30	8	338	136	95	29	8	4	202	137	55	56	22	5	137

ST. LOUIS

YEAR	OVERALL						HOME						ROAD					
	GP	W	L	T	OTL	PTS	GP	W	L	T	OTL	PTS	GP	W	L	T	OTL	PTS
1967-68	10	7	1	2	--	16	5	3	0	2	--	8	5	4	1	0	--	8
1968-69	8	1	6	1	--	3	4	1	2	1	--	3	4	0	4	0	--	0
1969-70	8	1	5	2	--	4	4	1	2	1	--	3	4	0	3	1	--	1
1970-71	6	1	3	2	--	4	3	0	2	1	--	1	3	1	1	1	--	3
1971-72	6	1	2	3	--	5	3	1	1	1	--	3	3	0	1	2	--	2
1972-73	5	3	1	1	--	7	2	2	0	0	--	4	3	1	1	1	--	3
1973-74	6	6	0	0	--	12	3	3	0	0	--	6	3	3	0	0	--	6
1974-75	5	3	2	0	--	6	2	2	0	0	--	4	3	1	2	0	--	2
1975-76	5	3	1	1	--	7	3	3	0	0	--	6	2	0	1	1	--	1
1976-77	5	5	0	0	--	10	2	2	0	0	--	4	3	3	0	0	--	6
1977-78	5	4	1	0	--	8	3	3	0	0	--	6	2	1	1	0	--	2
1978-79	5	4	1	0	--	8	3	3	0	0	--	6	2	1	1	0	--	2
1979-80	4	2	0	2	--	6	2	1	0	1	--	3	2	1	0	1	--	3
1980-81	4	3	0	1	--	7	2	1	0	1	--	3	2	2	0	0	--	4
1981-82	3	3	0	0	--	6	1	1	0	0	--	2	2	2	0	0	--	4
1982-83	3	3	0	0	--	6	2	2	0	0	--	4	1	1	0	0	--	2
1983-84	3	1	2	0	--	2	1	1	0	0	--	2	2	0	2	0	--	0
1984-85	3	3	0	0	--	6	2	2	0	0	--	4	1	1	0	0	--	2
1985-86	3	2	1	0	--	4	1	1	0	0	--	2	2	1	1	0	--	2
1986-87	3	3	0	0	--	6	2	2	0	0	--	4	1	1	0	0	--	2
1987-88	3	2	1	0	--	4	1	1	0	0	--	2	2	1	1	0	--	2
1988-89	3	0	3	0	--	0	2	0	2	0	--	0	1	0	1	0	--	0
1989-90	3	2	1	0	--	4	1	1	0	0	--	2	2	1	1	0	--	2
1990-91	3	1	1	1	--	3	2	0	1	1	--	1	1	1	0	0	--	2
1991-92	2	2	0	0	--	4	1	1	0	0	--	2	1	1	0	0	--	2
1992-93	2	1	1	0	--	2	1	1	0	0	--	2	1	0	1	0	--	0
1993-94	2	2	0	0	--	4	1	1	0	0	--	2	1	1	0	0	--	2
1994-95	Did Not Play						Did Not Play						Did Not Play					
1995-96	2	1	0	1	--	3	1	0	0	1	--	1	1	1	0	0	--	2
1996-97	2	1	1	0	--	2	1	1	0	0	--	2	1	0	1	0	--	0
1997-98	2	1	1	0	--	2	1	0	1	0	--	0	1	1	0	0	--	2
1998-99	2	1	1	0	--	2	1	1	0	0	--	2	1	0	1	0	--	0
1999-00	2	1	1	0	0	2	1	1	0	0	0	2	1	0	1	0	0	0
2000-01	2	2	0	0	0	4	1	1	0	0	0	2	1	1	0	0	0	2
2001-02	2	2	0	0	0	4	1	1	0	0	0	2	1	1	0	0	0	2
2002-03	2	1	1	0	0	2	1	0	1	0	0	0	1	1	0	0	0	2

*Record includes game played at neutral site.

FLYERS REGULAR SEASON RECORD VS. NHL TEAMS 1967-2015

ST. LOUIS (continued)

OVERALL HOME ROAD

YEAR	GP	W	L	T	OTL	PTS	GP	W	L	T	OTL	PTS	GP	W	L	T	OTL	PTS
2003-04	1	1	0	0	0	2							1	1	0	0	0	2
2005-06	1	1	0	0	--	2							1	1	0	--	0	2
2006-07	1	1	0	--	0	2	1	1	0	--	0	2						
2007-08																		
2008-09	1	0	1	--	0	0							1	0	1	--	0	0
2009-10	1	1	0	--	0	2	1	1	0	--	0	2						
2010-11	1	0	0	--	1	1							1	0	0	--	1	1
2011-12	1	0	1	--	0	0	1	0	1	--	0	0						
2012-13																		
2013-14	2	1	0	--	1	3	1	1	0	--	0	2	1	0	0	--	1	1
2014-15	2	1	0	--	1	3	1	1	0	--	0	2	1	0	0	--	1	1
TOTALS	145	85	40	17	3	190	72	49	13	10	0	108	73	36	27	7	3	82

SAN JOSE

OVERALL

HOME

ROAD

YEAR	GP	W	L	T	OTL	PTS	GP	W	L	T	OTL	PTS	GP	W	L	T	OTL	PTS
1991-92	3	2	1	0	--	4	1	1	0	0	--	2	2	1	1	0	--	2
1992-93	2	2	0	0	--	4	1	1	0	0	--	2	1	1	0	0	--	2
1993-94	2	1	1	0	--	2	1	0	1	0	--	0	1	1	0	0	--	2
1994-95	Did Not Play						Did Not Play						Did Not Play					
1995-96	2	2	0	0	--	4	1	1	0	0	--	2	1	1	0	0	--	2
1996-97	2	1	0	1	--	3	1	0	0	1	--	1	1	1	0	0	--	2
1997-98	2	1	1	0	--	2	1	0	1	0	--	0	1	1	0	0	--	2
1998-99	2	1	0	1	--	3	1	1	0	0	--	2	1	0	0	1	--	1
1999-00	2	2	0	0	0	4	1	1	0	0	0	2	1	1	0	0	0	2
2000-01	1	1	0	0	0	2	1	1	0	0	0	2	Did Not Play					
2001-02	1	0	1	0	0	0	Did Not Play						1	0	1	0	0	0
2002-03	2	0	1	1	0	1	1	0	0	1	0	1	1	0	1	0	0	0
2003-04	2	0	1	1	0	1	1	0	1	0	0	0	1	0	0	1	0	1
2005-06	Did Not Play						Did Not Play						Did Not Play					
2006-07	1	0	1	0	--	0	Did Not Play						1	0	1	--	0	0
2007-08	1	0	1	--	0	0	1	0	1	--	0	0	Did Not Play					
2008-09	2	0	0	--	2	2	1	0	0	--	1	1	1	0	0	--	1	1
2009-10	2	0	2	--	0	0	1	0	1	--	0	0	1	0	1	--	0	0
2010-11	1	0	0	--	1	1	1	0	0	--	1	1	Did Not Play					
2011-12	1	0	1	--	0	0	Did Not Play						1	0	1	--	0	0
2012-13	Did Not Play						Did Not Play						Did Not Play					
2013-14	2	1	1	--	0	2	1	0	1	--	0	0	1	1	0	--	0	2
2014-15	2	0	1	--	1	1	1	0	0	--	1	1	1	0	1	--	0	0
TOTALS	35	14	13	4	4	36	17	6	6	2	3	17	18	8	7	2	1	19

*Record includes game played at neutral site.

FLYERS REGULAR SEASON RECORD VS. NHL TEAMS 1967-2015

TAMPA BAY

YEAR	OVERALL						HOME						ROAD					
	GP	W	L	T	OTL	PTS	GP	W	L	T	OTL	PTS	GP	W	L	T	OTL	PTS
1992-93	2	1	1	0	--	2	1	1	0	0	--	2	1	0	1	0	--	0
1993-94	5	3	1	1	--	7	2	1	0	1	--	3	3	2	1	0	--	4
1994-95	4	4	0	0	--	8	2	2	0	0	--	4	2	2	0	0	--	4
1995-96	5	2	1	2	--	6	3	1	0	2	--	4	2	1	1	0	--	2
1996-97	5	2	2	1	--	5	2	0	1	1	--	1	3	2	1	0	--	4
1997-98	6	5	0	1	--	11	3	3	0	0	--	6	3	2	0	1	--	5
1998-99	4	2	1	1	--	5	2	1	0	1	--	3	2	1	1	0	--	2
1999-00	4	3	1	0	0	6	2	2	0	0	0	4	2	1	1	0	0	2
2000-01	4	2	1	1	0	5	2	1	0	1	0	3	2	1	1	0	0	2
2001-02	4	3	0	1	0	7	2	1	0	1	0	3	2	2	0	0	0	4
2002-03	4	3	1	0	0	6	2	1	1	0	0	2	2	2	0	0	0	4
2003-04	4	0	3	0	1	1	2	0	1	0	1	1	2	0	2	0	0	0
2005-06	4	0	4	--	0	0	2	0	2	--	0	0	2	0	2	0	0	0
2006-07	4	1	2	--	1	3	2	0	1	--	1	1	2	1	1	--	0	2
2007-08	4	2	2	--	0	4	2	1	1	--	0	2	2	1	1	--	0	2
2008-09	4	2	2	--	0	4	2	1	1	--	0	2	2	1	1	--	0	2
2009-10	4	4	0	--	0	8	2	2	0	--	0	4	2	2	0	--	0	4
2010-11	4	1	3	--	0	2	2	0	2	--	0	0	2	1	1	--	0	2
2011-12	4	1	2	--	1	3	2	1	1	--	0	2	2	0	1	--	1	1
2012-13	3	1	2	--	0	2	1	1	0	--	0	2	2	0	2	--	0	0
2013-14	3	0	3	--	0	0	1	0	1	--	0	0	2	0	2	--	0	0
2014-15	3	1	2	--	0	2	2	1	1	--	0	2	1	0	1	--	0	0
TOTALS	88	43	34	8	3	97	43	21	13	7	2	51	45	22	21	1	1	46

TORONTO

YEAR	OVERALL						HOME						ROAD					
	GP	W	L	T	OTL	PTS	GP	W	L	T	OTL	PTS	GP	W	L	T	OTL	PTS
1967-68	4	3	1	0	--	6	2*	2	0	0	--	4	2	1	1	0	--	2
1968-69	6	1	1	4	--	6	3	0	1	2	--	2	3	1	0	2	--	4
1969-70	6	2	3	1	--	5	3	1	1	1	--	3	3	1	2	0	--	2
1970-71	6	3	2	1	--	7	3	2	0	1	--	5	3	1	2	0	--	2
1971-72	6	2	2	2	--	6	3	1	1	1	--	3	3	1	1	1	--	3
1972-73	5	3	1	1	--	7	3	3	0	0	--	6	2	0	1	1	--	1
1973-74	5	4	0	1	--	9	2	1	0	1	--	3	3	3	0	0	--	6
1974-75	4	3	0	1	--	7	2	2	0	0	--	4	2	1	0	1	--	3
1975-76	4	3	0	1	--	7	2	2	0	0	--	4	2	1	0	1	--	3
1976-77	4	2	1	1	--	5	2	1	1	0	--	2	2	1	0	1	--	3
1977-78	4	1	3	0	--	2	2	1	1	0	--	2	2	0	2	0	--	0
1978-79	5	2	2	1	--	5	2	2	0	0	--	4	3	0	2	1	--	1
1979-80	4	1	1	2	--	4	2	1	1	0	--	2	2	0	0	2	--	2
1980-81	4	0	2	2	--	2	2	0	1	1	--	1	2	0	1	1	--	1
1981-82	3	2	1	0	--	4	2	2	0	0	--	4	1	0	1	0	--	0
1982-83	3	2	0	1	--	5	1	1	0	0	--	2	2	1	0	1	--	3
1983-84	3	3	0	0	--	6	2	2	0	0	--	4	1	1	0	0	--	2
1984-85	3	2	1	0	--	4	1	1	0	0	--	2	2	1	1	0	--	2
1985-86	3	2	1	0	--	4	2	1	1	0	--	2	1	1	0	0	--	2
1986-87	3	1	1	1	--	3	1	1	0	0	--	2	2	0	1	1	--	1
1987-88	3	1	2	0	--	2	2	1	1	0	--	2	1	0	1	0	--	0
1988-89	3	2	1	0	--	4	1	1	0	0	--	2	2	1	1	0	--	2
1989-90	3	2	1	0	--	4	2	1	1	0	--	2	1	1	0	0	--	2
1990-91	3	3	0	0	--	6	1	1	0	0	--	2	2	2	0	0	--	4
1991-92	3	1	1	1	--	3	2	1	0	1	--	3	1	0	1	0	--	0
1992-93	2	2	0	0	--	4	1	1	0	0	--	2	1	1	0	0	--	2
1993-94	2	0	2	0	--	0	1	0	1	0	--	0	1	0	1	0	--	0
1994-95	Did Not Play						Did Not Play						Did Not Play					
1995-96	2	2	0	0	--	4	1	1	0	0	--	2	1	1	0	0	--	2
1996-97	2	2	0	0	--	4	1	1	0	0	--	2	1	1	0	0	--	2

*Record includes game played at neutral site.

FLYERS REGULAR SEASON RECORD VS. NHL TEAMS 1967-2015

TORONTO (continued)

YEAR	OVERALL						HOME						ROAD					
	GP	W	L	T	OTL	PTS	GP	W	L	T	OTL	PTS	GP	W	L	T	OTL	PTS
1997-98	2	1	1	0	--	2	1	1	0	0	--	2	1	0	1	0	--	0
1998-99	4	3	1	0	--	6	2	1	1	0	--	2	2	2	0	0	--	4
1999-00	4	3	1	0	0	6	2	2	0	0	0	4	2	1	1	0	0	2
2000-01	4	2	2	0	0	4	2	1	1	0	0	2	2	1	1	0	0	2
2001-02	4	2	1	1	0	5	2	1	1	0	0	2	2	1	0	1	0	3
2002-03	4	2	2	0	0	4	2	1	1	0	0	2	2	1	1	0	0	2
2003-04	4	3	1	0	0	6	2	1	1	0	0	2	2	2	0	0	0	4
2005-06	4	1	3	--	0	2	2	0	2	--	0	0	2	1	1	--	0	2
2006-07	4	0	3	--	1	1	2	0	2	--	0	0	2	0	1	--	1	1
2007-08	4	2	1	--	1	5	2	1	1	--	0	2	2	1	0	--	1	3
2008-09	4	2	2	--	0	4	2	2	0	--	0	4	2	0	2	--	0	0
2009-10	4	3	1	--	0	6	2	2	0	--	0	4	2	1	1	--	0	2
2010-11	4	3	1	--	0	6	2	1	1	--	2	2	2	2	0	--	0	4
2011-12	4	4	0	--	0	8	2	2	0	--	0	4	2	2	0	--	0	4
2012-13	3	1	2	--	0	2	1	0	1	--	0	0	2	1	1	--	0	2
2013-14	3	1	1	--	1	3	2	1	1	--	0	2	1	0	0	--	1	1
2014-15	3	2	1	--	0	4	1	1	0	--	0	2	2	1	1	--	0	2
TOTALS	171	92	54	22	3	209	85	53	24	8	0	114	86	39	30	14	3	95

VANCOUVER

YEAR	OVERALL						HOME						ROAD					
	GP	W	L	T	OTL	PTS	GP	W	L	T	OTL	PTS	GP	W	L	T	OTL	PTS
1970-71	6	4	2	0	--	8	3	3	0	0	--	6	3	1	2	0	--	2
1971-72	6	5	1	0	--	10	3	3	0	0	--	6	3	2	1	0	--	4
1972-73	5	4	0	1	--	9	3	3	0	0	--	6	2	1	0	1	--	3
1973-74	5	3	1	1	--	7	2	2	0	0	--	4	3	1	1	1	--	3
1974-75	5	4	1	0	--	8	2	1	1	0	--	2	3	3	0	0	--	6
1975-76	5	4	0	1	--	9	3	3	0	0	--	6	2	1	0	1	--	3
1976-77	5	4	0	1	--	9	3	3	0	0	--	6	2	1	0	1	--	3
1977-78	5	5	0	0	--	10	2	2	0	0	--	4	3	3	0	0	--	6
1978-79	4	2	1	1	--	5	2	1	1	0	--	2	2	1	0	1	--	3
1979-80	4	3	1	0	--	6	2	1	1	0	--	2	2	2	0	0	--	4
1980-81	4	1	2	1	--	3	2	1	1	0	--	2	2	0	1	1	--	1
1981-82	3	0	2	1	--	1	1	0	1	0	--	0	2	0	1	1	--	1
1982-83	3	1	1	1	--	3	2	1	1	0	--	2	1	0	0	1	--	1
1983-84	3	1	2	0	--	2	1	0	1	0	--	0	2	1	1	0	--	2
1984-85	3	3	0	0	--	6	2	2	0	0	--	4	1	1	0	0	--	2
1985-86	3	2	1	0	--	4	1	1	0	0	--	2	2	1	1	0	--	2
1986-87	3	2	1	0	--	4	2	2	0	0	--	4	1	0	1	0	--	0
1987-88	3	2	1	0	--	4	1	0	1	0	--	0	2	2	0	0	--	4
1988-89	3	0	3	0	--	0	2	0	2	0	--	0	1	0	1	0	--	0
1989-90	3	0	1	2	--	2	1	0	1	0	--	0	2	0	0	2	--	2
1990-91	3	2	1	0	--	4	2	1	1	0	--	2	1	1	0	0	--	2
1991-92	2	0	1	1	--	1	1	0	1	0	--	0	1	0	0	1	--	1
1992-93	2	1	0	1	--	3	1	0	0	1	--	1	1	1	0	0	--	2
1993-94	2	1	1	0	--	2	1	0	1	0	--	0	1	1	0	0	--	2
1994-95	Did Not Play						Did Not Play						Did Not Play					
1995-96	2	1	0	1	--	3	1	1	0	0	--	2	1	0	0	1	--	1
1996-97	2	2	0	0	--	4	1	1	0	0	--	2	1	1	0	0	--	2
1997-98	2	2	0	0	--	4	1	1	0	0	--	2	1	1	0	0	--	2
1998-99	2	2	0	0	--	4	1	1	0	0	--	2	1	1	0	0	--	2
1999-00	2	1	1	0	0	2	1	0	1	0	0	0	1	1	0	0	0	2
2000-01	1	1	0	0	0	2	1	1	0	0	0	2	Did Not Play					
2001-02	2	1	1	0	0	2	1	0	1	0	0	0	1	1	0	0	0	2
2002-03	1	1	0	0	0	2	1	1	0	0	0	2	Did Not Play					

*Record includes game played at neutral site.

FLYERS REGULAR SEASON RECORD VS. NHL TEAMS 1967-2015

VANCOUVER (continued)

YEAR	OVERALL						HOME						ROAD					
	GP	W	L	T	OTL	PTS	GP	W	L	T	OTL	PTS	GP	W	L	T	OTL	PTS
2003-04	1	1	0	0	0	2	1	1	0	0	0	2						
2005-06	1	0	1	--	0	0	1	0	1	--	0	0						
2006-07																		
2007-08	1	1	0	--	0	2								1	1	0	--	0
2008-09	1	1	0	--	0	2								1	1	0	--	0
2009-10	1	0	1	--	0	0	1	0	1	--	0	0						
2010-11	1	0	1	0	0	0								1	0	1	0	0
2011-12	1	1	0	--	0	2	1	1	0	--	0	2						
2012-13																		
2013-14	2	1	1	--	0	2	1	0	1	--	0	0		1	1	0	--	0
2014-15	2	0	2	--	0	0	1	0	1	--	0	0		1	0	1	--	0
TOTALS	115	70	32	13	0	153	59	38	20	1	0	77	56	32	12	12	0	76

WASHINGTON

YEAR	OVERALL						HOME						ROAD					
	GP	W	L	T	OTL	PTS	GP	W	L	T	OTL	PTS	GP	W	L	T	OTL	PTS
1974-75	4	4	0	0	--	8	2	2	0	0	--	4	2	2	0	0	--	4
1975-76	4	3	0	1	--	7	2	2	0	0	--	4	2	1	0	1	--	3
1976-77	4	2	0	2	--	6	2	2	0	0	--	4	2	0	0	2	--	2
1977-78	4	4	0	0	--	8	2	2	0	0	--	4	2	2	0	0	--	4
1978-79	4	3	0	1	--	7	2	2	0	0	--	4	2	1	0	1	--	3
1979-80	4	2	0	2	--	6	2	2	0	0	--	4	2	0	0	2	--	2
1980-81	4	2	2	0	--	4	2	0	2	0	--	0	2	2	0	0	--	4
1981-82	8	3	4	1	--	7	4	2	2	0	--	4	4	1	2	1	--	3
1982-83	7	3	4	0	--	6	3	1	2	0	--	2	4	2	2	0	--	4
1983-84	7	3	4	0	--	6	4	2	2	0	--	4	3	1	2	0	--	2
1984-85	7	5	1	1	--	11	3	2	0	1	--	5	4	3	1	0	--	6
1985-86	7	5	2	0	--	10	4	4	0	0	--	8	3	1	2	0	--	2
1986-87	7	5	1	1	--	11	3	2	0	1	--	5	4	3	1	0	--	6
1987-88	7	2	4	1	--	5	4	1	2	1	--	3	3	1	2	0	--	2
1988-89	7	3	4	0	--	6	3	2	1	0	--	4	4	1	3	0	--	2
1989-90	7	1	5	1	--	3	4	0	3	1	--	1	3	1	2	0	--	2
1990-91	7	1	5	1	--	3	3	1	2	0	--	2	4	0	3	1	--	1
1991-92	7	4	3	0	--	8	4	3	1	0	--	6	3	1	2	0	--	2
1992-93	7	5	1	1	--	11	4	3	1	0	--	6	3	2	0	1	--	5
1993-94	6	1	4	1	--	3	4*	0	4	0	--	0	2	1	0	1	--	3
1994-95	4	3	0	1	--	7	2	2	0	0	--	4	2	1	0	1	--	3
1995-96	5	2	2	1	--	5	2	2	0	0	--	4	3	0	2	1	--	1
1996-97	6	3	2	1	--	7	3	1	1	1	--	3	3	2	1	0	--	4
1997-98	5	2	2	1	--	5	3	2	1	0	--	4	2	0	1	1	--	1
1998-99	4	4	0	0	--	8	2	2	0	0	--	4	2	2	0	0	--	4
1999-00	4	2	2	0	0	4	2	2	0	0	0	4	2	0	2	0	0	0
2000-01	4	1	2	1	0	3	2	1	0	1	0	3	2	0	2	0	0	0
2001-02	4	4	0	0	0	8	2	2	0	0	0	4	2	2	0	0	0	4
2002-03	4	2	1	0	1	5	2	2	0	0	0	4	2	0	1	0	1	1
2003-04	4	3	1	0	0	6	2	2	0	0	0	4	2	1	1	0	0	2
2005-06	4	3	0	--	1	7	2	2	0	--	0	4	2	1	0	--	1	3
2006-07	4	0	4	--	0	0	2	0	2	--	0	0	2	0	2	--	0	0
2007-08	4	2	1	--	1	5	2	0	1	--	1	1	2	2	0	--	0	4
2008-09	4	2	1	--	1	5	2	1	1	--	0	2	2	1	0	--	1	3
2009-10	4	1	3	0	0	2	2	1	1	0	0	2	2	0	2	0	0	0
2010-11	4	2	0	--	2	6	2	1	0	--	1	3	2	1	0	--	1	3
2011-12	4	3	1	--	0	6	2	1	1	--	0	2	2	2	0	--	0	4
2012-13	3	2	1	--	0	4	2	2	0	--	0	2	1	0	1	--	0	2
2013-14	5	3	1	--	1	7	3	2	1	--	0	4	2	1	0	--	1	3
2014-15	4	3	1	--	0	6	2	2	0	--	0	4	2	1	1	--	0	2
TOTALS	203	108	69	19	7	242	104	65	31	6	2	138	99	43	38	13	5	104

*Record includes game played at neutral site.

FLYERS REGULAR SEASON RECORD VS. NHL TEAMS 1967-2015

WINNIPEG/ATLANTA

YEAR	OVERALL						HOME						ROAD					
	GP	W	L	T	OTL	PTS	GP	W	L	T	OTL	PTS	GP	W	L	T	OTL	PTS
1999-00	4	2	1	1	0	5	2	1	0	1	0	3	2	1	1	0	0	2
2000-01	4	3	0	1	0	7	2	1	0	1	0	3	2	2	0	0	0	4
2001-02	4	3	0	1	0	7	2	2	0	0	0	4	2	1	0	1	0	3
2002-03	4	3	1	0	0	6	2	1	1	0	0	2	2	2	0	0	0	4
2003-04	4	3	1	0	0	6	2	2	0	0	0	4	2	1	1	0	0	2
2005-06	4	3	0	--	1	7	2	1	0	--	1	3	2	2	0	--	0	4
2006-07	4	4	0	--	0	8	2	2	0	--	0	4	2	2	0	--	0	4
2007-08	4	4	0	--	0	8	2	2	0	--	0	4	2	2	0	--	0	4
2008-09	4	4	0	--	0	8	2	2	0	--	0	4	2	2	0	--	0	4
2009-10	4	0	4	--	0	8	2	0	2	--	0	0	2	0	2	--	0	0
2010-11	4	1	1	--	2	4	2	0	1	--	1	1	2	1	0	--	1	3
2011-12	4	1	2	--	1	2	2	0	1	--	1	1	2	1	1	--	0	0
2012-13	3	2	1	--	0	4	1	1	0	--	0	2	2	1	1	--	0	2
2013-14	2	1	0	--	1	3	1	1	0	--	0	2	1	0	0	--	1	1
2014-15	2	2	0	--	0	4	1	1	0	--	0	2	1	1	0	--	0	2
TOTALS	55	36	11	3	5	80	27	17	5	2	3	39	28	19	6	1	2	41

*Record includes game played at neutral site.

FLYERS REGULAR SEASON RECORDS 1967-2015

SEASON	GP	W	L	T/OT	OL	PTS	GF	GA	FINISH
1967-68	74	31	32	11	--	73	173	179	1st, West
1968-69	76	20	35	21	--	61	174	225	3rd, West
1969-70	76	17	35	24	--	58	197	225	5th, West
1970-71	78	28	33	17	--	73	207	225	3rd, West
1971-72	78	26	38	14	--	66	200	236	5th, West
1972-73	78	37	30	11	--	85	296	256	2nd, West
1973-74	78	50	16	12	--	112	273	164	1st, West
1974-75	80	51	18	11	--	113	293	181	1st, Patrick
1975-76	80	51	13	16	--	118	348	209	1st, Patrick
1976-77	80	48	16	16	--	112	323	213	1st, Patrick
1977-78	80	45	20	15	--	105	296	200	2nd, Patrick
1978-79	80	40	25	15	--	95	281	248	2nd, Patrick
1979-80	80	48	12	20	--	116	327	254	1st, Patrick
1980-81	80	41	24	15	--	97	313	249	2nd, Patrick
1981-82	80	38	31	11	--	87	325	313	3rd, Patrick
1982-83	80	49	23	8	--	106	326	240	1st, Patrick
1983-84	80	44	26	10	--	98	350	290	3rd, Patrick
1984-85	80	53	20	7	--	113	348	241	1st, Patrick
1985-86	80	53	23	4	--	110	335	241	1st, Patrick
1986-87	80	46	26	8	--	100	310	245	1st, Patrick
1987-88	80	38	33	9	--	85	292	292	3rd, Patrick
1988-89	80	36	36	8	--	80	307	285	4th, Patrick
1989-90	80	30	39	11	--	71	290	297	6th, Patrick
1990-91	80	33	37	10	--	76	252	267	5th, Patrick
1991-92	80	32	37	11	--	75	252	273	6th, Patrick
1992-93	84	36	37	11	--	83	319	319	5th, Patrick
1993-94	84	35	39	10	--	80	294	314	6th, Atlantic
1994-95	48	28	16	4	--	60	150	132	1st, Atlantic
1995-96	82	45	24	13	--	103	282	208	1st, Atlantic
1996-97	82	45	24	13	--	103	274	217	2nd, Atlantic
1997-98	82	42	29	11	--	95	242	193	2nd, Atlantic
1998-99	82	37	26	19	--	93	231	196	2nd, Atlantic
1999-00	82	45	22	12	3	105	237	179	1st, Atlantic
2000-01	82	43	25	11	3	100	240	207	2nd, Atlantic
2001-02	82	42	27	10	3	97	234	192	1st, Atlantic
2002-03	82	45	20	13	4	107	211	166	2nd, Atlantic
2003-04	82	40	21	15	6	101	229	186	1st, Atlantic
2004-05					Did Not Play				
2005-06	82	45	26	--	11	101	263	253	2nd, Atlantic
2006-07	82	22	48	--	12	56	213	297	5th, Atlantic
2007-08	82	42	29	--	11	95	245	227	4th, Atlantic
2008-09	82	44	27	--	11	99	260	232	3rd, Atlantic
2009-10	82	41	35	--	6	88	232	222	3rd, Atlantic
2010-11	82	47	23	--	12	106	256	216	1st, Atlantic
2011-12	82	47	26	--	9	103	260	225	3rd, Atlantic
2012-13	48	23	22	--	3	49	133	141	4th, Atlantic
2013-14	82	42	30	--	10	94	236	235	3rd, Metropolitan
2014-15	82	33	31	--	18	84	215	234	6th, Metropolitan
TOTALS	3,718	1,854	1,285	457	122	4,287	12,344	10,839	

FLYERS REGULAR SEASON

HOME AND ROAD RECORDS 1967-2015

SEASON	HOME				ROAD				OVERALL			
	W	L	T	OTL	W	L	T	OTL	W	L	T	OTL
1967-68	17	13	7	-	14	19	4	-	31	32	11	-
1968-69	14	16	8	-	6	19	13	-	20	35	21	-
1969-70	11	14	13	-	6	21	11	-	17	35	24	-
1970-71	20	10	9	-	8	23	8	-	28	33	17	-
1971-72	19	13	7	-	7	25	7	-	26	38	14	-
1972-73	27	8	4	-	10	22	7	-	37	30	11	-
1973-74	28	6	5	-	22	10	7	-	50	16	12	-
1974-75	32	6	2	-	19	12	9	-	51	18	11	-
1975-76	36	2	2	-	15	11	14	-	51	13	16	-
1976-77	33	6	1	-	15	10	15	-	48	16	16	-
1977-78	29	6	5	-	16	14	10	-	45	20	15	-
1978-79	26	10	4	-	14	15	11	-	40	25	15	-
1979-80	27	5	8	-	21	7	12	-	48	12	20	-
1980-81	23	9	8	-	18	15	7	-	41	24	15	-
1981-82	25	10	5	-	13	21	6	-	38	31	11	-
1982-83	29	8	3	-	20	15	5	-	49	23	8	-
1983-84	25	10	5	-	19	16	5	-	44	26	10	-
1984-85	32	4	4	-	21	16	3	-	53	20	7	-
1985-86	33	6	1	-	20	17	3	-	53	23	4	-
1986-87	29	9	2	-	17	17	6	-	46	26	8	-
1987-88	20	14	6	-	18	19	3	-	38	33	9	-
1988-89	22	15	3	-	14	21	5	-	36	36	8	-
1989-90	17	19	4	-	13	20	7	-	30	39	11	-
1990-91	18	16	6	-	15	21	4	-	33	37	10	-
1991-92	22	11	7	-	10	26	4	-	32	37	11	-
1992-93	23	14	5	-	13	23	6	-	36	37	11	-
1993-94	19	20	3	-	16	19	7	-	35	39	10	-
1994-95	16	7	1	-	12	9	3	-	28	16	4	-
1995-96	27	9	5	-	18	15	8	-	45	24	13	-
1996-97	23	12	6	-	22	12	7	-	45	24	13	-
1997-98	24	11	6	-	18	18	5	-	42	29	11	-
1998-99	21	9	11	-	16	17	8	-	37	26	19	-
1999-00	25	6	7	3	20	16	5	0	45	22	12	3
2000-01	26	11	4	0	17	14	7	3	43	25	11	3
2001-02	20	13	5	3	22	14	5	0	42	27	10	3
2002-03	21	10	8	2	24	10	5	2	45	20	13	4
2003-04	24	11	3	3	16	10	12	3	40	21	15	6
2004-05					Did Not Play							
2005-06	22	13	-	6	23	13	-	5	45	26	-	11
2006-07	10	24	-	7	12	24	-	5	22	48	-	12
2007-08	21	14	-	6	21	15	-	5	42	29	-	11
2008-09	24	13	-	4	20	14	-	7	44	27	-	11
2009-10	24	14	-	3	17	21	-	3	41	35	-	6
2010-11	22	12	-	7	25	11	-	5	47	23	-	12
2011-12	22	13	-	6	25	13	-	3	47	26	-	9
2012-13	15	7	-	2	8	15	-	1	23	22	-	3
2013-14	24	14	-	3	18	16	-	7	42	30	-	10
2014-15	23	11	-	7	10	20	-	11	33	31	-	18
TOTALS	1090	514	193	62	764	771	264	60	1854	1285	457	122

FLYERS ALL-TIME REGULAR SEASON OVERTIME RECORDS 1983-2014

YEAR-BY-YEAR OVERTIME RECORDS

SEASON	OVERALL			SEASON	HOME			SEASON	ROAD		
	W	L	T		W	L	T		W	L	T
1983-84	3	1	10	1983-84	2	1	5	1983-84	1	0	5
1984-85	1	1	7	1984-85	0	0	4	1984-85	1	1	3
1985-86	4	1	4	1985-86	2	0	1	1985-86	2	1	3
1986-87	1	1	8	1986-87	1	0	2	1986-87	0	1	6
1987-88	1	3	9	1987-88	1	1	6	1987-88	0	2	3
1988-89	1	5	8	1988-89	1	4	3	1988-89	0	1	5
1989-90	2	5	11	1989-90	2	3	4	1989-90	0	2	7
1990-91	1	0	10	1990-91	0	0	6	1990-91	1	0	4
1991-92	2	4	11	1991-92	2	1	7	1991-92	0	3	4
1992-93	4	2	11	1992-93	2	2	5	1992-93	2	0	6
1993-94	3	5	10	1993-94	2	4	3	1993-94	1	1	7
1994-95	3	1	4	1994-95	1	1	1	1994-95	2	0	3
1995-96	4	3	13	1995-96	2	1	5	1995-96	2	2	8
1996-97	3	2	13	1996-97	2	0	6	1996-97	1	2	7
1997-98	3	1	11	1997-98	2	1	6	1997-98	1	0	5
1998-99	2	3	19	1998-99	0	1	11	1998-99	2	2	8
1999-00	6	3	12	1999-2000	4	3	7	1999-2000	2	0	5
2000-01	5	3	11	2000-01	2	0	4	2000-01	3	3	7
2001-02	3	3	10	2001-02	2	3	5	2001-02	1	0	5
2002-03	6	4	13	2002-03	1	2	8	2002-03	5	2	5
2003-04	2	6	15	2003-04	1	3	3	2003-04	1	3	12
2005-06	7	5	-	2005-06	3	4	-	2005-06	4	1	-
2006-07	3	6	-	2006-07	2	3	-	2006-07	1	3	-
2007-08	3	5	-	2007-08	2	3	-	2007-08	1	2	-
2008-09	6	5	-	2008-09	4	3	-	2008-09	2	2	-
2009-10	2	3	-	2009-10	1	1	-	2009-10	1	2	-
2010-11	3	5	-	2010-11	1	2	-	2010-11	2	3	-
2011-12	6	2	-	2011-12	2	1	-	2011-12	4	1	-
2012-13	2	1	-	2012-13	2	0	-	2012-13	0	1	-
2013-14	4	2	-	2013-14	1	0	-	2013-14	3	2	-
2014-15	8	7	-	2014-15	6	1	-	2014-15	2	6	-
TOTALS	104	98	220	TOTALS	57	49	102	TOTALS	47	49	118

YEAR-BY-YEAR SHOOTOUT RECORDS

SEASON	OVERALL		SEASON	HOME		SEASON	ROAD	
	W	L		W	L		W	L
2005-06	4	6	2005-06	3	2	2005-06	1	4
2006-07	1	6	2006-07	1	4	2006-07	0	2
2007-08	3	6	2007-08	1	3	2007-08	2	3
2008-09	4	6	2008-09	1	1	2008-09	3	5
2009-10	4	3	2009-10	3	2	2009-10	1	1
2010-11	3	7	2010-11	0	5	2010-11	3	2
2011-12	4	7	2011-12	1	5	2011-12	3	2
2012-13	1	2	2012-13	1	2	2012-13	0	0
2013-14	3	8	2013-14	0	3	2013-14	3	5
2014-15	3	11	2014-15	3	6	2014-15	0	5
TOTALS	30	62	TOTALS	14	33	TOTALS	16	29

FLYERS REGULAR SEASON HOME ATTENDANCE RECORDS 1967-2015

SEASON	ATTENDANCE	GAMES	AVERAGE	SELLOUTS
1967-68	288,747	30	9,625	3
1968-69	425,443	38	11,196	4
1969-70	508,132	38	13,372	18
1970-71	551,113	39	14,131	27
1971-72	560,796	39	14,379	26
1972-73	626,468	39	16,063	22
1973-74	663,273	39	17,007	39
1974-75	683,080	40	17,077	40
1975-76	683,080	40	17,077	40
1976-77	683,080	40	17,077	40
1977-78	683,080	40	17,077	40
1978-79	683,080	40	17,077	40
1979-80	683,080	40	17,077	40
1980-81	683,080	40	17,077	40
1981-82	681,744	40	17,044	8
1982-83	673,880	40	16,847	13
1983-84	665,445	40	16,636	13
1984-85	678,036	40	16,951	23
1985-86	687,342	40	17,184	32
1986-87	688,497	40	17,212	36
1987-88	696,180	40	17,405	31
1988-89	696,202	40	17,405	36
1989-90	696,268	40	17,407	32
1990-91	693,674	40	17,342	27
1991-92	685,604	40	17,140	11
1992-93	708,512	41	17,281	14
1993-94	706,455	41	17,231	10
1994-95	411,848	24	17,160	15
1995-96	711,136	41	17,345	32
1996-97	791,753	41	19,311	15
1997-98	800,285	41	19,519	23
1998-99	804,105	41	19,612	37
1999-00	805,014	41	19,634	35
2000-01	802,595	41	19,575	29
2001-02	802,327	41	19,569	27
2002-03	792,333	41	19,325	14
2003-04	794,406	41	19,376	20
2004-05	---			
2005-06	805,783	41	19,653	39
2006-07	790,591	41	19,283	10
2007-08	801,797	41	19,556	26
2008-09	801,372	41	19,546	27
2009-10	800,996	41	19,537	30
2010-11	808,301	41	19,715	36
2011-12	837,754*	41	20,433*	41
2012-13	474,878	24	19,787	24
2013-14	813,411#	41	19,839#	41
2014-15	790,107	30	19,271	30
TOTALS	32,604,163	1,839	17,563	1,256

* Franchise record. Total includes attendance of 46,967 at 2012 Bridgestone NHL Winter Classic at Citizens Bank Park on January 2, 2012. WFC home game average was 19,770.

Franchise record for Wells Fargo Center home games only.

(Note: Flyers played at the Spectrum from the 1967-68 through 1995-96 seasons and moved into the Wachovia Center for the 1996-97 season.)

FLYERS REGULAR SEASON OPENING GAME RECORDS 1967-2015

SEASON OPENER (21-19-7)

1967-68	FLYERS	1	at	California	5	L
1968-69	FLYERS	2	at	Boston	3	L
1969-70	FLYERS	0	at	Minnesota	4	L
1970-71	Minnesota	1	at	FLYERS	2	W
1971-72	FLYERS	2	at	Pittsburgh	3	L
1972-73	FLYERS	4	at	St. Louis	4	T
1973-74	Toronto	0	at	FLYERS	2	W
1974-75	Los Angeles	5	at	FLYERS	3	L
1975-76	Washington	4	at	FLYERS	5	W
1976-77	NY Islanders	3	at	FLYERS	0	L
1977-78	Chicago	1	at	FLYERS	5	W
1978-79	FLYERS	3	at	NY Rangers	3	T
1979-80	NY Islanders	2	at	FLYERS	5	W
1980-81	Pittsburgh	4	at	FLYERS	7	W
1981-82	Detroit	2	at	FLYERS	2	T
1982-83	Quebec	5	at	FLYERS	9	W
1983-84	Washington	1	at	FLYERS	4	W
1984-85	Washington	2	at	FLYERS	2	T
1985-86	New Jersey	6	at	FLYERS	5	L
1986-87	Edmonton	1	at	FLYERS	2	W
1987-88	Montreal	2	at	FLYERS	2	T
1988-89	New Jersey	1	at	FLYERS	4	W
1989-90	New Jersey	6	at	FLYERS	2	L
1990-91	FLYERS	1	at	Boston	4	L
1991-92	FLYERS	2	at	Washington	5	L
1992-93	FLYERS	3	at	Pittsburgh	3	T
1993-94	Pittsburgh	3	at	FLYERS	4	W
1994-95	Quebec	3	at	FLYERS	1	L
1995-96	FLYERS	7	at	Montreal	1	W
1996-97	Florida	3	at	FLYERS	1	L
1997-98	Florida	1	at	FLYERS	3	W
1998-99	FLYERS	1	at	NY Rangers	0	W
1999-00	Ottawa	3	at	FLYERS	0	L
2000-01	Vancouver	3	at	FLYERS	6	W
2001-02	Florida	2	at	FLYERS	5	W
2002-03	FLYERS	2	at	Edmonton	2	T
2003-04	Buffalo	0	at	FLYERS	2	W
2004-05	Did Not Play					
2005-06	NY Rangers	5	at	FLYERS	3	L
2006-07	FLYERS	0	at	Pittsburgh	4	L
2007-08	FLYERS	3	at	Calgary	2	W
2008-09	NY Rangers	4	at	FLYERS	3	L
2009-10	FLYERS	2	at	Carolina	0	W
2010-11	FLYERS	3	at	Pittsburgh	2	W
2011-12	FLYERS	2	at	Boston	1	W
2012-13	Pittsburgh	3	at	FLYERS	1	L
2013-14	Toronto	3	at	FLYERS	1	L
2014-15	FLYERS	1	at	Boston	2	L

FLYERS REGULAR SEASON HOME/ROAD OPENING GAME RECORDS 1967-2015

HOME OPENER (26-15-6)

1967-68	W	FLYERS 1, Pittsburgh 0
1968-69	W	FLYERS 3, Pittsburgh 0
1969-70	T	FLYERS 1, Montreal 1
1970-71	W	FLYERS 2, Minnesota 1
1971-72	L	Los Angeles 7 FLYERS 0
1972-73	W	FLYERS 7, Vancouver 3
1973-74	W	FLYERS 2, Toronto 0
1974-75	L	Los Angeles 5, FLYERS 3
1975-76	W	FLYERS 5, Washington 4
1976-77	L	NY Islanders 3, FLYERS 0
1977-78	W	FLYERS 5, Chicago 1
1978-79	L	Montreal 3, FLYERS 2
1979-80	W	FLYERS 5, NY Islanders 2
1980-81	W	FLYERS 7, Pittsburgh 4
1981-82	T	FLYERS 2, Detroit 2
1982-83	W	FLYERS 9, Quebec 5
1983-84	W	FLYERS 4, Washington 1
1984-85	T	FLYERS 2, Washington 2
1985-86	L	New Jersey 6, FLYERS 5
1986-87	W	FLYERS 2, Edmonton 1
1987-88	T	FLYERS 2, Montreal 2
1988-89	W	FLYERS 4, New Jersey 1
1989-90	L	New Jersey 6, FLYERS 2
1990-91	W	FLYERS 7, Detroit 2
1991-92	L	Pittsburgh 6, FLYERS 3
1992-93	W	FLYERS 6, New Jersey 4
1993-94	W	FLYERS 4, Pittsburgh 3
1994-95	L	Quebec 3, FLYERS 1
1995-96	W	FLYERS 2, Washington 1
1996-97	L	Florida 3, FLYERS 1
1997-98	W	FLYERS 3, Florida 1
1998-99	W	FLYERS 4, Anaheim 1
1999-00	L	Ottawa 3, FLYERS 0
2000-01	W	FLYERS 6, Vancouver 3
2001-02	W	FLYERS 5, Florida 2
2002-03	T	FLYERS 3, NY Islanders 3
2003-04	W	FLYERS 2, Buffalo 0
2004-05	--	---
2005-06	L	NY Rangers 5, FLYERS 3
2006-07	SOL	NY Rangers 5, FLYERS 4
2007-08	W	FLYERS 3, NY Islanders 1
2008-09	L	NY Rangers 4, FLYERS 3
2009-10	W-OT	FLYERS 6, Washington 5
2010-11	W	FLYERS 4, Colorado 2
2011-12	W	FLYERS 5, Vancouver 4
2012-13	L	Pittsburgh 3, FLYERS 1
2013-14	L	Toronto 3, FLYERS 1
2014-15	L	Devils 6, FLYERS 4

ROAD OPENER (20-16-11)

1967-68	L	FLYERS 1 @ California 5
1968-69	L	FLYERS 2 @ Boston 3
1969-70	L	FLYERS 0 @ Minnesota 4
1970-71	T	FLYERS 0 @ Pittsburgh 0
1971-72	L	FLYERS 2 @ Pittsburgh 3
1972-73	T	FLYERS 4 @ St. Louis 4
1973-74	W	FLYERS 6 @ NY Islanders 0
1974-75	W	FLYERS 6 @ Pittsburgh 3
1975-76	W	FLYERS 9 @ Minnesota 5
1976-77	L	FLYERS 3 @ Atlanta 4
1977-78	W	FLYERS 8 @ Pittsburgh 2
1978-79	T	FLYERS 3 @ NY Rangers 3
1979-80	L	FLYERS 2 @ Atlanta 9
1980-81	W	FLYERS 5 @ St. Louis 1
1981-82	W	FLYERS 5 @ Washington 4
1982-83	W	FLYERS 3 @ Washington 2
1983-84	W	FLYERS 6 @ Montreal 3
1984-85	W	FLYERS 4 @ Washington 2
1985-86	W	FLYERS 4 @ Pittsburgh 2
1986-87	W	FLYERS 6 @ Washington 1
1987-88	W	FLYERS 5 @ Minnesota 4
1988-89	W	FLYERS 7 @ Minnesota 6
1989-90	L	FLYERS 3 @ Washington 5
1990-91	L	FLYERS 1 @ Boston 4
1991-92	L	FLYERS 2 @ Washington 5
1992-93	T	FLYERS 3 @ Pittsburgh 3
1993-94	W	FLYERS 5 @ Hartford 2
1994-95	L	FLYERS 1 @ Boston 4
1995-96	W	FLYERS 7 @ Montreal 1
1996-97	L	FLYERS 1 @ NY Islanders 5
1997-98	W	FLYERS 1 @ New Jersey 4
1998-99	T	FLYERS 1 @ NY Rangers 0
1999-00	T	FLYERS 1 @ Boston 1
2000-01	T	FLYERS 3 @ Minnesota 3
2001-02	T	FLYERS 2 @ Columbus 2
2002-03	T	FLYERS 2 @ Edmonton 2
2003-04	T	FLYERS 0 @ San Jose 0
2004-05	--	---
2005-06	L	FLYERS 2 @ Toronto 4
2006-07	L	FLYERS 0 @ Pittsburgh 4
2007-08	W	FLYERS 3 @ Calgary 2
2008-09	OTL	FLYERS 2 @ Pittsburgh 3
2009-10	W	FLYERS 2 @ Carolina 0
2010-11	W	FLYERS 3 @ Pittsburgh 2
2011-12	W	FLYERS 2 @ Boston 1
2012-13	L	FLYERS 2 @ BUFFALO 5
2013-14	L	FLYERS 1 @ Montreal 4
2014-15	L	FLYERS 1 @ Boston 2

PHILADELPHIA FLYERS ALL-TIME COACHING REGISTER 1967-2015

COACH	FIRST SEASON	NO. OF SEASONS	RECORD	PCT.	PLAYOFF RECORD	PLAYOFF PCT.
Keith Allen	1967-68	2	51 • 67 • 32	.447	3 • 8	.273
Vic Stasiuk	1969-70	2	45 • 68 • 41	.425	0 • 4	.000
Fred Shero	1971-72	7	308 • 151 • 95	.642	48 • 35	.578
(a) Bob McCammon	1978-79	4	119 • 68 • 31	.617	1 • 9	.100
(b) Pat Quinn	1978-79	4	141 • 73 • 48	.630	22 • 17	.564
Mike Keenan	1984-85	4	190 • 102 • 28	.638	32 • 25	.561
Paul Holmgren	1988-89	4	107 • 126 • 31	.464	10 • 9	.526
(c) Bill Dineen	1991-92	2	60 • 60 • 20	.500	—	—
Terry Simpson	1993-94	1	35 • 39 • 10	.476	—	—
Terry Murray	1994-95	3	118 • 64 • 30	.627	28 • 18	.609
Wayne Cashman	1997-98	1	32 • 20 • 9	.598	—	—
(d) Roger Neilson	1997-98	3	76 • 52 • 32	.578	3 • 8	.273
(e) Craig Ramsay	1999-2000	2	28 • 20 • 5	.594	11 • 7	.611
(f) Bill Barber	2000-01	2	73 • 46 • 17	.599	3 • 8	.273
Ken Hitchcock	2002-03	3	131 • 77 • 39	.608	19 • 18	.514
(g) John Stevens	2006-07	4	120 • 109 • 34	.521	11 • 12	.478
(h) Peter Laviolette	2009-13	5	145 • 98 • 29	.586	23 • 22	.511
(i) Craig Berube	2013-15	2	75 • 58 • 28	.553	3 • 4	.429

(a) Replaced Bob McCammon 50 games into the 1978-79 season, compiling an 18-8-4 mark

(b) Replaced Pat Quinn 72 games into the 1981-82 season, compiling a 4-2-2 mark

(c) Replaced Paul Holmgren 24 games into the 1991-92 season, compiling a 24-23-9 mark

(d) Replaced Wayne Cashman 61 games into the 1997-98 season, compiling a 10-9-2 mark

(e) Replaced Roger Neilson 57 games into the 1999-2000 season, compiling a 16-8-1 mark

(f) Replaced Craig Ramsay 28 games into the 2000-01 season, compiling a 31-16-7 mark

(g) Replaced Ken Hitchcock 8 games into the 2006-07 season, compiling a 21-42-11 mark

(h) Replaced John Stevens 25 games into the 2009-10 season, compiling a 28-24-5 mark

(i) Replaced Peter Laviolette three games into the 2013-14 season, compiling a 42-27-10 mark

"MOSTS" BY A FLYER IN A SINGLE SEASON

GOALS:

Reggie Leach	61	1975-76
Tim Kerr	58	1985-86
Tim Kerr	58	1986-87
Tim Kerr	54	1983-84
Tim Kerr	54	1984-85
Mark Recchi	53	1992-93
John LeClair	51	1995-96
John LeClair	51	1997-98
Rick MacLeish	50	1972-73
Bill Barber	50	1975-76
Reggie Leach	50	1979-80
John LeClair	50	1996-97

ASSISTS:

Bobby Clarke	89	1974-75
Bobby Clarke	89	1975-76
Mark Recchi	70	1992-93
Bobby Clarke	68	1977-78
Ken Linseman	68	1981-82
Eric Lindros	68	1995-96
Bobby Clarke	67	1972-73
Mark Recchi	67	1993-94
Mark Recchi	63	1999-00
Bobby Clarke	62	1976-77
Bobby Clarke	62	1982-83
Rod Brind'Amour	62	1993-94

POINTS:

Mark Recchi	123	1992-93
Bobby Clarke	119	1975-76
Bobby Clarke	116	1974-75
Eric Lindros	115	1995-96
Bill Barber	112	1975-76
Mark Recchi	107	1993-94
Bobby Clarke	104	1972-73
Rick MacLeish	100	1972-73
Tim Kerr	98	1984-85
Rick MacLeish	97	1976-77
Brian Propp	97	1984-85
Brian Propp	97	1985-86
Rod Brind'Amour	97	1993-94
Eric Lindros	97	1993-94
John LeClair	97	1995-96
John LeClair	97	1996-97
Claude Giroux	93	2011-12

FLYERS REGULAR SEASON TEAM LEADERS 1967-2015

SEASON	PLAYER	GOALS	PLAYER	ASSISTS	PLAYER	POINTS
1967-68	Rochefort	21	Angotti	37	Angotti	49
1968-69	Lacroix	24	Gendron	35	Lacroix	56
1969-70	Dornhoefer	26	Lacroix	36	Lacroix	58
1970-71	Clarke	27	Clarke	36	Clarke	63
1971-72	Clarke	35	Clarke	46	Clarke	81
1972-73	MacLeish	50	Clarke	67	Clarke	104
1973-74	Clarke	35	Clarke	52	Clarke	87
1974-75	Leach	45	Clarke	89	Clarke	116
1975-76	Leach	61	Clarke	89	Clarke	119
1976-77	MacLeish	49	Clarke	62	MacLeish	97
1977-78	Barber	41	Clarke	68	Clarke	89
1978-79	Barber/Leach	34	Clarke	57	Barber	80
1979-80	Leach	50	Clarke/Linseman	57	Linseman	79
1980-81	Barber	43	Wilson	47	Barber	85
1981-82	Barber	45	Linseman	68	Linseman	92
1982-83	Sittler	43	Clarke	62	Clarke	85
1983-84	Kerr	54	Propp	53	Kerr	93
1984-85	Kerr	54	Propp	54	Kerr	98
1985-86	Kerr	58	Howe	58	Propp	97
1986-87	Kerr	58	Poulin	45	Kerr	95
1987-88	Tocchet	31	Propp	49	Craven/Propp	76
1988-89	Kerr	48	Eklund	51	Kerr	88
1989-90	Tocchet	37	Tocchet	59	Tocchet	96
1990-91	Tocchet	40	Eklund	50	Tocchet	71
1991-92	Brind'Amour	33	Brind'Amour	44	Brind'Amour	77
1992-93	Recchi	53	Recchi	70	Recchi	123
1993-94	Lindros	44	Recchi	67	Recchi	107
1994-95	Lindros	29	Lindros	41	Lindros	70
1995-96	LeClair	51	Lindros	68	Lindros	115
1996-97	LeClair	50	LeClair/Lindros	47	LeClair	97
1997-98	LeClair	51	Lindros	41	LeClair	87
1998-99	LeClair	43	Lindros	53	Lindros	93
1999-00	LeClair	40	Recchi	63	Recchi	91
2000-01	Primeau	34	Recchi	50	Recchi	77
2001-02	Gagne	33	Roenick	46	Roenick	67
2002-03	Roenick	27	Recchi/Roenick	32	Roenick	59
2003-04	Recchi	26	Recchi	49	Recchi	75
2005-06	Gagne	47	Forsberg	56	Gagne	79
2006-07	Gagne	41	Pitkanen	39	Gagne	68
2007-08	Briere	31	Richards	47	Richards	75
2008-09	Carter	46	Richards	50	Carter	84
2009-10	Carter	33	Pronger	45	Richards	62
2010-11	Carter	36	Giroux	51	Giroux	76
2011-12	Hartnell	37	Giroux	65	Giroux	93
2012-13	Voracek	22	Giroux	34	Giroux	47
2013-14	Simmonds	29	Giroux	58	Giroux	86
2014-15	Giroux	25	Voracek	59	Voracek	81

SEASON LENGTHS

48 games – 1994-95, 2012-13

74 games – 1967-68

76 games – 1968-70

78 games – 1970-74

80 games – 1974-82

82 games – 1995-2012, 2013-present

84 games – 1992-94

FLYERS REGULAR SEASON TEAM LEADERS 1967-2015

SEASON	PLAYER	PIM	GOALTENDER	GAA	GOALTENDER	WINS
1967-68	Van Impe	141	Favell	2.27	Parent	16
1968-69	Kennedy	195	Parent	2.69	Parent	17
1969-70	Heiskala	171	Parent	2.79	Parent	13
1970-71	Dornhoefer	93	Favell	2.66	Favell	16
1971-72	Dornhoefer	183	Favell	2.80	Favell	18
1972-73	Schultz	259	Favell	2.83	Favell	20
1973-74	Schultz	348	Parent	1.89	Parent	47
1974-75	Schultz	472	Parent	2.03	Parent	44
1975-76	Schultz	307	Stephenson	2.58	Stephenson	40
1976-77	Holmgren	201	Stephenson	2.31	Parent	35
1977-78	Dupont	225	Parent	2.22	Parent	29
1978-79	Wilson	197	Parent	2.70	Stephenson	20
1979-80	Holmgren	267	Peeters	2.73	Peeters	29
1980-81	Holmgren	306	St.Croix	2.49	Peeters	22
1981-82	Cochrane	329	Peeters	3.71	Peeters	23
1982-83	Cochrane	237	Froese	2.52	Lindbergh	23
1983-84	Cochrane	225	Froese	3.14	Froese	28
1984-85	Tocchet	181	Lindbergh	3.02	Lindbergh	40
1985-86	Tocchet	284	Froese	2.55	Froese	31
1986-87	Tocchet	286	Hextall	3.00	Hextall	37
1987-88	Tocchet	301	Hextall	3.51	Hextall	30
1988-89	Chychrun	245	Hextall	3.23	Hextall	30
1989-90	Berube	291	Wregget	3.42	Wregget	22
1990-91	Berube	293	Peeters	2.88	Hextall	13
1991-92	Carkner	195	Hextall	3.40	Hextall	16
1992-93	McGill	238	Soderstrom	3.42	Soderstrom	20
1993-94	Brown	137	Roussel	3.34	Roussel	29
1994-95	Antoski	107	Roussel	2.34	Hextall	17
1995-96	Antoski	204	Hextall	2.17	Hextall	31
1996-97	Daniels	237	Snow	2.52	Hextall	31
1997-98	Kordic	210	Hextall	2.17	Hextall	21
1998-99	Lindros	120	Vanbiesbrouck	2.18	Vanbiesbrouck	27
1999-00	Berube	162	Boucher	1.91	Vanbiesbrouck	25
2000-01	Richardson	131	Cechmanek	2.01	Cechmanek	35
2001-02	Fedoruk	141	Cechmanek	2.05	Cechmanek	24
2002-03	Brashear	161	Cechmanek	1.83	Cechmanek	33
2003-04	Brashear	212	Esche	2.04	Esche	21
2005-06	Brashear	166	Niittymaki/Esche	2.97	Niittymaki	23
2006-07	Eager	233	Niittymaki	3.38	Niittymaki	9
2007-08	Cote	202	Biron	2.59	Biron	30
2008-09	Carcillo	254	Niittymaki/Biron	2.76	Biron	29
2009-10	Carcillo	207	Leighton	2.48	Emery/Leighton	16
2010-11	Hartnell	142	Boucher	2.41	Bobrovsky	28
2011-12	Rinaldo	232	Bryzgalov	2.48	Bryzgalov	33
2012-13	Rinaldo	85	Mason	1.90	Bryzgalov	19
2013-14	Rinaldo	153	Mason	2.50	Mason	33
2014-15	Rinaldo	102	Mason	2.25	Mason	18

FLYERS ALL-TIME TOP ROOKIE SCORERS 1967-2015

PLAYER	POS	YEAR	GP	G	A	PTS
Mikael Renberg	RW	1993-94	83	38	44	82
Dave Poulin	C	1983-84	73	31	45	76
Eric Lindros	C	1992-93	61	41	34	75
Brian Propp	LW	1979-80	80	34	41	75
Ron Flockhart	C	1981-82	72	33	39	72
Pelle Eklund	C	1985-86	70	15	51	66
Bill Barber	LW	1972-73	69	30	34	64
Peter Zedel	C	1984-85	65	15	46	61
Andre Lacroix	C	1968-69	75	24	32	56
Serge Bernier	RW	1970-71	77	23	28	51
Ron Sutter	C	1983-84	79	19	32	51
Mel Bridgman	C	1975-76	80	23	27	50
Behn Wilson	D	1978-79	80	13	36	49
Simon Gagne	LW	1999-00	80	20	28	48
Matt Read	RW	2011-12	79	24	23	47
Bobby Clarke	C	1969-70	76	15	31	46
Tim Kerr	C	1980-81	68	22	23	45
Jim Johnson	C	1968-69	69	17	27	44
Thomas Ericksson	D	1983-84	68	11	33	44
Janne Niinimaa	D	1996-97	77	4	40	44

FLYERS ALL-TIME SCORING AND PENALTY RECORDS 1967-2015

PLAYER	GP	G	A	PTS	PIM
B. Clarke	1144	358	852	1210	1453
B. Barber	903	420	463	883	623
B. Propp	790	369	480	849	669
R. MacLeish	741	328	369	697	384
E. Lindros	486	290	369	659	946
T. Kerr	601	363	287	650	577
J. LeClair	649	333	310	643	337
M. Recchi	602	232	395	627	388
R. Brind'Amour	633	235	366	601	563
S. Gagne	691	264	271	535	284
G. Dornhoefer	725	202	316	518	1256
R. Leach	606	306	208	514	276
R. Tocchet	621	232	276	508	1817
M. Howe	594	138	342	480	323
P. Eklund	589	118	334	452	107
*C. Giroux	496	144	306	450	217
M. Craven	523	152	272	424	315
I. Sinisalo	526	199	209	408	180
E. Desjardins	738	93	303	396	406
D. Poulin	467	161	233	394	303
Ron Sutter	555	137	223	360	854
M. Richards	453	133	216	349	397
B. Carter	461	181	162	343	288
S. Hartnell	517	157	169	326	908
M. Bridgman	462	119	205	324	971
R. Lonsberry	497	144	170	314	403
P. Holmgren	500	138	171	309	1600
M. Renberg	366	128	168	296	210
B. Kelly	741	128	168	296	1285
D. Briere	364	124	159	283	331
K. Timonen	519	38	232	270	304
P. Zezel	310	91	170	261	230
O. Kindrachuk	360	79	181	260	465
K. Linseman	269	73	184	257	585
*J. Voracek	290	85	153	238	167
D. Saleski	476	118	117	235	602
T. Bladon	463	67	163	230	281
M. Knuble	338	118	111	229	290
B. Wilson	339	59	155	214	873
K. Primeau	312	87	126	213	414
S. Nolet	358	93	108	201	129
Joe Watson	746	36	162	198	397
S. Mellanby	355	83	114	197	694
B. Dailey	304	56	138	194	397
D. Crossman	392	35	158	193	255
*W. Simmonds	284	100	91	191	368
B. McCrimmon	367	35	152	187	355
Jim Watson	613	38	148	186	492
D. Sittler	191	84	94	178	148
A. Dupont	539	42	135	177	1505
K. Dineen	284	88	88	176	533
J. Roenick	216	67	106	173	211
G. Galley	236	28	144	172	260
A. Lacroix	245	72	98	170	36
J. Johnson	266	66	102	168	67
D. Smith	494	80	87	167	338
B. Coburn	576	37	124	161	470
C. Therien	753	29	130	159	583
J. Gendron	278	69	86	155	203
K. Johnsson	291	40	107	147	140

PLAYER	GP	G	A	PTS	PIM
M. Handzus	237	54	92	146	166
R. Flockhart	167	65	80	145	108
K. Samuelsson	545	35	106	141	815
*M. Read	276	65	76	141	44
D. McGillis	340	32	108	140	303
B. Flett	167	71	68	139	130
L. Carson	346	61	76	137	494
M. Carle	308	15	122	137	91
T. Carkner	376	29	103	132	867
*B. Schenn	265	58	74	132	146
*R.J. Umberger	295	58	73	131	97
R. Allison	168	47	81	128	210
G. Murphy	261	31	97	128	254
D. Langkow	209	41	86	127	130
E. Van Impe	617	19	107	126	892
B. Fedyk	200	59	65	124	160
*S. Couturier	287	45	73	118	97
K. Acton	303	45	72	117	424
J. Pitkanen	206	25	91	116	210
D. Schultz	297	51	64	115	1386
J. Williams	226	43	72	115	108
P. Forsberg	100	30	85	115	118
M. Bullard	124	50	63	113	127
S. Kapanen	311	44	66	110	70
B. Marsh	514	14	96	110	636
T. Gorence	291	57	52	109	89
B. Clement	229	53	52	105	166
J. van Riemsdyk	196	47	52	99	89
T. Klatt	209	41	57	98	57
T. Eriksson	208	22	76	98	107
M. Ricci	146	41	56	97	157
J. Lupul	135	45	51	96	93
*M. Streit	163	19	77	96	80
A. Hill	221	40	55	95	227
C. Pronger	145	15	77	92	133
S. Podein	301	44	48	92	216
M. Dvorak	193	11	74	85	51
J. Beranek	134	46	38	84	137
K. Huffman	207	23	61	84	158
P. Falloon	144	38	45	83	24
Rich Sutter	204	36	47	83	381
B. Ashbee	270	15	67	82	277
J. Otto	213	28	52	80	292
D. Yushkevich	215	17	63	80	212
T. Crisp	194	25	54	79	78
D. Brown	552	39	39	78	1382
J. Niinimaa	143	7	71	78	114
L. Rochefort	139	35	42	77	26
G. Cochrane	257	16	61	77	1110
A. Meszaros	192	20	56	76	116
R. Fedotenko	199	37	38	75	127
S. Bernier	123	35	40	75	130
K. Jones	131	27	47	74	164
B. Sutherland	124	42	29	71	40
L. Goodenough	129	15	56	71	104
C. Gratton	108	23	47	70	200
P. Svoboda	232	10	60	70	320
R. Jones	217	13	56	69	134
T. Amonte	93	27	41	68	40
D. Brashear	270	22	44	66	648

FLYERS ALL-TIME SCORING AND PENALTY RECORDS 1967-2015

PLAYER	GP	G	A	PTS	PIM
S. Upshall	134	27	37	64	145
S. Duchesne	89	20	43	63	88
D. Zubrus	200	19	43	62	89
D. Quinn	102	18	40	58	48
V. Zelepukin	151	27	30	57	103
V. Leino	94	21	36	57	26
*V. Lecavalier	126	28	29	57	80
G. Peters	229	27	28	55	209
D. Sarrazin	100	20	35	55	22
P. Coffey	94	8	47	55	50
C. Berube	323	20	34	54	1138
J. Jagr	73	19	35	54	30
D. Hawerchuk	67	16	38	54	36
L. Hachborn	78	16	38	54	27
K. Dykhuis	227	13	41	54	211
B. Selby	119	25	28	53	47
Marty Murray	150	23	30	53	23
E. Weinrich	215	8	45	53	98
Y. Racine	67	9	43	52	48
A. Lomakin	108	22	28	50	60
M. Pederson	84	20	30	50	33
R. Lapointe	146	8	42	50	183
*M. Raffl	135	30	20	50	62
B. Lesuk	123	24	25	49	112
B. Dunlop	69	20	29	49	16
L. Angotti	70	12	37	49	35
J. Latal	92	12	36	48	24
D. Ververgaert	95	23	24	47	30
V. Prospal	77	14	33	47	27
L. Hillman	149	8	39	47	112
B. Hughes	122	5	41	46	88
M. Talbot	127	25	21	46	84
D. Blackburn	115	16	29	45	59
A. Asham	150	18	26	44	281
D. Powe	204	22	21	43	130
F. Kennedy	132	18	25	43	325
G. Hawgood	59	9	34	43	58
J. Hull	210	20	22	42	26
B. Dean	86	11	31	42	54
L. Hale	196	5	37	42	90
L. Morrison	202	19	22	41	70
B. Benning	59	11	29	40	128
B. Hoffmeyer	92	9	31	40	182
J. Wells	126	5	35	40	313
P. Evans	103	14	25	39	34
T. Fedoruk	268	13	26	39	575
N. Grossmann	198	7	31	38	118
V. Butsayev	99	14	23	37	119
*L. Schenn	184	10	27	37	110
C. Forbes	132	22	14	36	110
E. Hoekstra	70	15	21	36	6
R. Foley	58	11	25	36	168
J. Miszuk	140	6	30	36	149
L. Richardson	387	7	28	35	618
G. Paslawski	60	14	19	33	12
R. DiMaio	109	12	21	33	117
N. Lacombe	92	11	22	33	34
D. Hatcher	203	9	24	33	193
M. Taylor	64	8	25	33	24
W. Hillman	258	8	25	33	170

PLAYER	GP	G	A	PTS	PIM
D. Carcillo	153	16	16	32	414
R. Somik	113	12	20	32	27
F. Meyer	83	8	24	32	47
*M. Del Zotto	64	10	22	32	34
A. Daigle	68	12	19	31	8
P. White	104	10	21	31	24
T. Murray	115	1	30	31	69
P. Ranheim	187	15	15	30	56
B. Betts	138	13	17	30	22
G. Sanderson	58	11	18	29	44
C. Boivin	114	11	18	29	320
S. Downie	89	9	20	29	154
K. Haller	132	7	22	29	177
R. Hextall	489	1	28	29	476
A. Nodl	127	12	16	28	20
N. Barnes	82	4	24	28	77
J. Dopita	52	11	16	27	8
P. Hannigan	72	11	16	27	58
R. Fleming	65	9	18	27	134
J. Potvin	64	6	21	27	16
F. Bathe	198	3	24	27	502
J. Druce	79	12	14	26	27
J.J. Daigneault	105	8	18	26	68
M. Busniuk	143	3	23	26	297
M. Sillinger	52	11	14	25	24
C. LaForge	65	9	16	25	36
C. MacTavish	100	8	17	25	85
T. Ball	62	7	18	25	20
K. Manderville	129	7	18	25	59
M. Rathje	97	3	22	25	52
E. Heiskala	127	13	11	24	294
M. Ragnarsson	113	9	15	24	90
Z. Rinaldo	223	8	16	24	572
D. Kushner	82	10	13	23	213
B. Radivojevic	88	9	14	23	80
A. Conroy	114	9	14	23	156
T. Horacek	116	9	14	23	217
E. Gustafsson	91	6	17	23	24
N. Zherdev	56	16	6	22	22
D. Cherry	139	12	10	22	41
G. Adams	39	7	15	22	113
A. Delmore	95	7	15	22	24
A. Picard	72	3	19	22	23
H. Bennett	53	13	8	21	67
K. Calder	59	9	12	21	36
D. Evans	65	8	13	21	70
P. Nedved	49	6	15	21	54
M. Baron	83	10	10	20	86
C. Schmutz	30	8	12	20	23
D. Seidenberg	92	6	14	20	26
D. Hoyda	108	4	16	20	257
I. Laperriere	82	3	17	20	162
K. McCarthy	90	3	17	20	57
J. Chychrun	199	3	17	20	606
D. Sulliman	80	9	10	19	8
B. Eager	111	9	10	19	313
A. Semenov	70	4	15	19	20
A. Zhamnov	20	5	13	18	14
S. O'Donnell	81	1	17	18	87
A. Faust	47	10	7	17	14

FLYERS ALL-TIME SCORING AND PENALTY RECORDS 1967-2015

PLAYER	GP	G	A	PTS	PIM
R. Nattress	44	7	10	17	29
B. Jones	48	7	10	17	44
R. Robitaille	28	5	12	17	22
S. Ruzicka	55	4	13	17	47
A. Stanley	64	4	13	17	28
R. McGill	134	4	13	17	363
T. Bergen	14	11	5	16	4
M. Sykora	49	5	11	16	26
G. Morrison	43	1	15	16	70
*A. MacDonald	77	2	14	16	57
*C. VanDeVelde	90	9	7	16	34
P. Sharp	66	10	5	15	67
D. Afanasev	41	8	7	15	12
E. Hospodar	112	8	7	15	321
M. Freer	59	6	9	15	18
D. Tippett	73	4	11	15	38
*N. Schultz	80	2	13	15	47
B. Savage	66	9	5	14	28
J. Sim	39	7	7	14	28
R. Potulny	44	7	7	14	26
B. Dobbin	56	6	8	14	39
J. Vandermeer	75	6	8	14	79
M. Bureau	125	6	8	14	20
M. Botell	32	4	10	14	31
G. Metropolit	55	4	10	14	15
M. Hostak	55	3	11	14	24
M. Parizeau	38	2	12	14	10
D. Lacroix	130	8	5	13	298
P. Juhlin	56	7	6	13	23
P. Brendl	50	6	7	13	6
J. Paddock	47	5	8	13	49
W. Huber	10	4	9	13	16
A. Zhitnik	31	3	10	13	38
A. Alberts	79	1	12	13	61
*P. Bellemare	81	6	6	12	18
C. Lapointe	56	7	5	12	48
S. McCarthy	71	6	6	12	136
M. Greig	30	5	7	12	14
J. Gauthier	65	5	7	12	74
D. Kordic	197	4	8	12	584
*R. White	34	6	6	12	30
K. Versteeg	27	7	4	11	24
E. Chouinard	46	7	4	11	10
M. Mantha	35	3	8	11	35
B. Wesley	52	3	8	11	109
L. Zeidel	66	1	10	11	74
B. Parent	486	0	11	11	95
Y. Preston	28	7	3	10	4
J. Hlavac	31	7	3	10	8
T. McGinn	36	7	3	10	23
E. Wellwood	31	5	5	10	4
J. Dowd	73	5	5	10	41
A. Oates	14	3	7	10	6
J. McIlhargey	128	3	7	10	497
D. Tertyshny	62	2	8	10	30
D. Nachbaur	65	2	8	10	194
D. Stanley	89	2	8	10	216
J. Smith	77	1	9	10	86
N. Dimitrakos	24	5	4	9	12
M. Comrie	21	4	5	9	12

PLAYER	GP	G	A	PTS	PIM
S. Kasper	37	4	5	9	12
R. Paiement	43	4	5	9	74
A. Hall	91	4	5	9	23
P. Guay	16	2	7	9	14
K. Stevens	23	2	7	9	18
W. Hicks	32	2	7	9	6
C. McAllister	121	2	7	9	258
M. Lamb	27	1	8	9	18
J. Finley	55	1	8	9	24
O. Bartulis	66	1	8	9	32
F. Arthur	77	1	8	9	49
S. Daniels	56	5	3	8	237
G. Odjick	30	4	4	8	38
M. York	34	4	4	8	8
M. Roupe	40	3	5	8	42
M. Maneluk	14	2	6	8	12
D. Michayluk	14	2	6	8	8
T. Young	20	2	6	8	12
J. Bowen	73	2	6	8	99
A. Burt	84	1	7	8	59
C. Colaiacovo	33	2	6	8	10
Ross Fitzpatrick	20	5	2	7	0
B. Corkum	28	4	3	7	8
M.A. Bourdon	45	4	3	7	52
C. Foster	25	3	4	7	20
E. Joyal	26	3	4	7	8
G. Hynes	37	3	4	7	16
H. Zolnierczyk	44	3	4	7	71
G. Seabrooke	19	1	6	7	4
G. Smyth	49	1	6	7	192
T. Harris	70	1	6	7	48
L. Kukkonen	95	1	6	7	56
R. Parent	102	1	6	7	36
R. Cote	156	1	6	7	411
G. Dionne	22	0	7	7	2
L. Sbis	39	0	7	7	36
C. Darby	12	2	4	6	2
D. Babych	39	2	4	6	32
M. Andersson	43	2	4	6	0
D. Tolpeko	26	1	5	6	24
J. Sacco	34	1	5	6	20
B. Gervais	37	1	5	6	10
D. Fenyves	58	1	5	6	32
A. Lilja	50	0	6	6	34
B. Froese	144	0	6	6	22
*S. Laughton	36	2	4	6	17
J. Montgomery	13	2	3	5	15
T. Warriner	13	2	3	5	6
D. Markov	34	2	3	5	58
J. Shelley	89	2	3	5	191
M. Picard	7	1	4	5	0
J. Kalinski	22	1	4	5	0
M. Timander	34	1	4	5	19
P. Lawless	8	0	5	5	0
M. Stankiewicz	19	0	5	5	25
P. Thoresen	21	0	5	5	8
W. Brossart	47	0	5	5	12
R. MacSweyn	47	0	5	5	10
R. Zettler	65	0	5	5	103
R. Esche	128	0	5	5	43

FLYERS ALL-TIME SCORING AND PENALTY RECORDS 1967-2015

PLAYER	GP	G	A	PTS	PIM	PLAYER	GP	G	A	PTS	PIM
M. Biron	133	0	5	5	8	M. Eaton	27	1	1	2	8
P. Lindbergh	157	0	5	5	10	L. Krajicek	27	1	1	2	14
*B. Manning	21	0	5	5	7	C. Winnes	4	0	2	2	0
*S. Mason	119	0	5	5	12	M. Byers	5	0	2	2	0
D. Callander	18	3	1	4	5	J. Slaney	5	0	2	2	0
P. Murray	25	3	1	4	15	B. Berglund	7	0	2	2	4
L. Barrie	9	2	2	4	9	L. Jonsson	8	0	2	2	6
D. Syvret	27	2	2	4	14	J. Stevens	9	0	2	2	14
M. Pyorala	36	2	2	4	10	N. Guenin	12	0	2	2	6
B. Wilkie	10	1	3	4	8	Z. Zalapski	12	0	2	2	6
P. Plante	26	1	3	4	15	D. Snuggerrud	14	0	2	2	0
R. Bailey	27	1	3	4	78	O-K. Tollefsen	18	0	2	2	23
T. Stevenson	31	1	3	4	45	B. Kane	23	0	2	2	35
P. J. Stock	31	1	3	4	78	D. Richter	50	0	2	2	138
S. Malmgren	71	1	3	4	90	T. Soderstrom	78	0	2	2	4
S. Antoski	89	1	3	4	265	R. St. Croix	82	0	2	2	2
A. Stratton	12	0	4	4	4	J. Vanbiesbrouck	112	0	2	2	18
J. Timonen	14	0	4	4	6	B. Boucher	140	0	2	2	12
M. LaForest	38	0	4	4	12	A. Niittymaki	161	0	2	2	4
D. Gauthier	60	0	4	4	82	*P. Straka	3	0	2	2	0
K. Wregget	107	0	4	4	18	D. Gillen	1	1	0	1	0
D. Roussel	139	0	4	4	23	T. Hlushko	2	1	0	1	0
P. Peeters	179	0	4	4	77	W. Walz	2	1	0	1	0
D. Favell	215	0	4	4	86	B. Sirois	4	1	0	1	4
R. Romaniuk	17	3	0	3	17	T. White	4	1	0	1	0
*J. Rosehill	45	3	0	3	154	T. Divisek	5	1	0	1	0
D. Laliberte	11	2	1	3	6	K. Maguire	5	1	0	1	6
O. Lauridsen	15	2	1	3	34	P. Hubacek	6	1	0	1	2
A. Savage	16	2	1	3	4	D. Lucas	6	1	0	1	0
C. Jensen	21	2	1	3	2	T. Kallio	7	1	0	1	2
T. Sestito	21	2	1	3	95	C. Joseph	17	1	0	1	21
S. Cronin	35	2	1	3	37	D. Rumble	18	1	0	1	4
G. Roberts	11	1	2	3	15	A. Secord	20	1	0	1	38
D. Plante	12	1	2	3	4	B. H. Armstrong	1	0	1	1	0
E. Meloche	13	1	2	3	4	R. Bast	2	0	1	1	0
L. Mickey	14	1	2	3	8	D. Patterson	3	0	1	1	0
D. Schock	14	1	2	3	0	K. Newbury	4	0	1	1	7
J. Gratton	22	1	2	3	71	M. Suzor	4	0	1	1	4
B. Root	24	1	2	3	16	R. Moore	5	0	1	1	0
K. Daniels	27	1	2	3	4	N. Baumgartner	6	0	1	1	21
L. Wright	38	1	2	3	6	V. Malakhov	6	0	1	1	2
I. Bryzgalov	40	0	3	3	0	M. Ellison	7	0	1	1	2
U. Samuelsson	49	1	2	3	58	R. Ready	7	0	1	1	0
G. Meehan	12	0	3	3	4	T. Grant	8	0	1	1	10
S. Sandelin	15	0	3	3	0	G. Inness	8	0	1	1	0
J. Modry	19	0	3	3	8	K. Law	9	0	1	1	4
M. Petit	20	0	3	3	51	B. Tibbetts	9	0	1	1	69
A. Brimanis	21	0	3	3	12	M. Stothers	12	0	1	1	23
R. Vopat	48	0	3	3	80	A. Kovalenko	13	0	1	1	2
O. Lauridsen	16	2	1	3	44	S. Smith	14	0	1	1	15
D. Biggs	11	2	0	2	8	R. Ramage	15	0	1	1	14
Y. Dupre	35	2	0	2	16	S. Beauregard	16	0	1	1	0
J. Akeson	15	1	1	2	8	P. Kubina	17	0	1	1	15
D. Gardner	2	1	1	2	0	K. Huskins	19	0	1	1	4
A. Brickley	3	1	1	2	0	Rory Fitzpatrick	19	0	1	1	11
M. Holan	8	1	1	2	4	M. Belhumeur	23	0	1	1	2
B. Collins	9	1	1	2	4	D. Jensen	30	0	1	1	2
D. McAmmond	10	1	1	2	0	M. Leighton	39	0	1	1	0
L. Keenan	14	1	1	2	2	B. Taylor	44	0	1	1	16
P. Crowe	16	1	1	2	28	R. Emery	88	0	1	1	37

FLYERS ALL-TIME SCORING AND PENALTY RECORDS 1967-2015

PLAYER	GP	G	A	PTS	PIM
G. Snow	90	0	1	1	66
R. Cechmanek	163	0	1	1	22
W. Stephenson	165	0	1	1	17
S. Anderson	1	0	0	0	0
J. Backlund	1	0	0	0	0
D. Carruthers	1	0	0	0	0
J. Cunningham	1	0	0	0	2
M. D'Amour	1	0	0	0	0
R. Drolet	1	0	0	0	0
J. Duchesne	1	0	0	0	0
J. Fritsch	1	0	0	0	0
J. Gillis	1	0	0	0	0
M. Houle	1	0	0	0	0
C. Mokosak	1	0	0	0	5
J. Mrazek	1	0	0	0	0
G. Mulvenna	1	0	0	0	2
Mike Murray	1	0	0	0	0
R. Osburn	1	0	0	0	0
J-M Pelletier	1	0	0	0	0
R. Pelletier	1	0	0	0	0
M. Peluso	1	0	0	0	0
V. Pletka	1	0	0	0	0
N. Raduns	1	0	0	0	0
B. Ritchie	1	0	0	0	0
M. Siklenka	1	0	0	0	0
R. Simpson	1	0	0	0	0
J. Skalde	1	0	0	0	2
W. Skolney	1	0	0	0	2
D. Sloane	1	0	0	0	0
B. Wesenberg	1	0	0	0	5
D. Wilson	1	0	0	0	0
K. Wright	1	0	0	0	0
M. Bolland	2	0	0	0	0
D. Ederstrand	2	0	0	0	0
K. Greentree	2	0	0	0	0
M. Konan	2	0	0	0	0
F. Kucera	2	0	0	0	2
J. Lank	2	0	0	0	2
M. Larocque	2	0	0	0	0
N. Little	2	0	0	0	10
I. MacNeil	2	0	0	0	0
M. Ouellet	2	0	0	0	0
S. Sabol	2	0	0	0	0
G. Swarbrick	2	0	0	0	0
B. Tiley	2	0	0	0	0
T. Tooke	2	0	0	0	0
C. Vilgrain	2	0	0	0	0

PLAYER	GP	G	A	PTS	PIM
G. Williams	2	0	0	0	0
J. Zent	2	0	0	0	0
M. Cullen	3	0	0	0	0
M. Grenier	3	0	0	0	0
M. Lamoureux	3	0	0	0	0
F. Chabot	4	0	0	0	0
C. Fisher	4	0	0	0	6
J. Mair	4	0	0	0	0
D. McLeod	4	0	0	0	0
S. Washburn	4	0	0	0	0
J. Wright	4	0	0	0	4
A. MacAdam	5	0	0	0	0
H. Gill	6	0	0	0	2
P. Healey	6	0	0	0	12
S. Lajeunesse	6	0	0	0	2
W. Young	6	0	0	0	0
D. Hamel	7	0	0	0	0
B. Holmstrom	7	0	0	0	7
R. Park	7	0	0	0	0
J. Boulerice	8	0	0	0	34
M. Walker	8	0	0	0	20
P. Kavanagh	8	0	0	0	2
B. Hoffer	9	0	0	0	2
N. Boynton	10	0	0	0	4
J. Paterson	11	0	0	0	43
L. Brown	12	0	0	0	0
D. Printz	13	0	0	0	4
B. St. Jacques	13	0	0	0	4
J. Ross	13	0	0	0	2
D. Reid	14	0	0	0	18
J. Hanna	15	0	0	0	0
J. Harding	15	0	0	0	47
G. Lefebvre	17	0	0	0	4
G. Resch	22	0	0	0	0
N. Fotiu	23	0	0	0	40
B. Myhr	23	0	0	0	169
S. Burke	26	0	0	0	0
R. Holt	26	0	0	0	74
J. Hackett	27	0	0	0	0
B. Gamble	35	0	0	0	2
P. Myre	57	0	0	0	37
*M. Alt	1	0	0	0	0
*N. Cousins	11	0	0	0	2
*S. Gostisbehere	2	0	0	0	0
B. Jones	4	0	0	0	2
R. Zep	10	0	0	0	0

FLYERS ALL-TIME GOALTENDER RECORDS 1967-2015

PLAYER	GP	MINS	GA	SO	GAA	W	L	OT
Marc D'Amour	1	19	0	0	0.00	0	0	0
Robbie Moore	5	237	7	2	1.77	3	0	1
Roman Cechmanek	163	9384	306	20	1.96	92	43	22
Gary Inness	8	330	12	0	2.18	3	0	2
John Vanbiesbrouck	112	6662	243	9	2.19	52	33	24
Steve Mason*	119	6749	265	7	2.36	55	38	18
Maxime Ouellet	2	76	3	0	2.37	0	1	0
Jeff Hackett	27	1630	65	3	2.39	10	10	6
Bernie Parent	486	28276	1141	50	2.42	232	141	104
Brian Boucher	174	9574	399	8	2.50	73	68	19
Sean Burke	26	1457	62	2	2.55	13	8	2
Garth Snow	90	4972	215	3	2.59	40	25	16
Ilya Bryzgalov	99	5713	248	7	2.60	52	33	10
Robert Esche	128	7106	314	7	2.65	60	40	16
Martin Biron	133	7651	346	7	2.71	65	47	16
Sergei Bobrovsky	83	4567	208	0	2.73	42	23	10
Bob Froese	144	8101	370	12	2.74	92	29	12
Michael Leighton	33	1763	81	1	2.76	19	8	2
Wayne Stephenson	165	9192	424	10	2.77	93	35	22
Doug Favell	215	12053	559	16	2.78	76	87	37
Ray Emery	88	4652	223	5	2.88	35	34	10
Rob Zepp	10	519	25	0	2.89	5	2	0
Ron Hextall	489	28181	1367	18	2.91	240	172	58
Glenn Resch	22	1054	52	0	2.96	7	7	2
Dunc Wilson	1	60	3	0	3.00	0	1	0
Johan Backlund	1	40	2	0	3.00	0	1	0
Antero Niittymaki	161	9042	454	4	3.01	62	61	23
Bruce Gamble	35	1846	95	2	3.09	10	14	4
Dominic Roussel	139	7507	398	5	3.18	62	49	14
Pete Peeters	179	9987	532	5	3.20	85	57	20
Michel Belhumeur	23	1117	60	0	3.22	9	7	3
Rick St. Croix	82	4808	259	2	3.23	38	26	16
Pelle Lindbergh	157	9150	503	7	3.30	87	49	15
Jeremy Duchesne	1	17	1	0	3.53	0	0	0
Ken Wregget	107	5834	345	0	3.55	42	47	9
Bruce Hoffer	9	368	22	0	3.59	4	0	3
Tommy Soderstrom	78	4248	259	7	3.66	26	35	10
Phil Myre	57	3267	202	0	3.71	24	12	19
Wendell Young	6	320	20	0	3.75	3	2	0
Darren Jensen	30	1496	95	2	3.81	15	10	1
Neil Little	2	93	6	0	3.87	0	2	0
Mark LaForest	38	1905	124	1	3.91	10	16	4
Michel Larocque	2	120	8	0	4.00	0	1	1
Bobby Taylor	44	2190	148	0	4.05	15	16	6
Frederic Chabot	4	70	5	0	4.29	0	1	1
Stephane Beauregard	16	802	59	0	4.41	3	9	0
Don McLeod	4	181	14	0	4.64	0	3	1
Cal Heeter	1	64	5	0	4.69	0	0	1
Jean-Marc Pelletier	1	60	5	0	5.00	0	1	0
Jerome Mrazek	1	6	1	0	10.00	0	0	0
Martin Houle	1	2	1	0	30.00	0	0	0

*Still Active on the Flyers Roster

FLYERS ALL-TIME REGULAR SEASON RECORDS 1967-2015

PLAYER	GOALS	PLAYER	ASSISTS	PLAYER	POINTS
Bill Barber	420	Bobby Clarke	852	Bobby Clarke	1210
Brian Propp	369	Brian Propp	480	Bill Barber	883
Tim Kerr	363	Bill Barber	463	Brian Propp	849
Bobby Clarke	358	Mark Recchi	395	Rick MacLeish	697
John LeClair	333	Eric Lindros	369	Eric Lindros	659
Rick MacLeish	328	Rick MacLeish	369	Tim Kerr	650
Reggie Leach	306	Rod Brind'Amour	366	John LeClair	643
Eric Lindros	290	Mark Howe	342	Mark Recchi	627
Simon Gagne	264	Pelle Eklund	334	Rod Brind'Amour	601
Rod Brind'Amour	235	Gary Dornhoefer	316	Simon Gagne	535

PLAYER	GAMES	PLAYER	PIM	DEFENSEMEN	G	A	PTS
Bobby Clarke	1144	Rick Tocchet	1817	Mark Howe	138	342	480
Bill Barber	903	Paul Holmgren	1600	Eric Desjardins	93	303	396
Brian Propp	790	Andre Dupont	1505	Kimmo Timonen	38	232	270
Chris Therien	753	Bobby Clarke	1453	Tom Bladon	67	163	230
Joe Watson	746	Dave Schultz	1386	Behn Wilson	59	155	214
Bob Kelly	741	Dave Brown	1382	Joe Watson	36	162	198
Rick MacLeish	741	Bob Kelly	1285	Bob Dailey	56	138	194
Eric Desjardins	738	Gary Dornhoefer	1256	Doug Crossman	35	158	193
Gary Dornhoefer	725	Craig Berube	1138	Brad McCrimmon	35	152	187
Simon Gagne	691	Glen Cochrane	1110	Jim Watson	38	148	186

LEFT WINGS	G	A	PTS	CENTERS	G	A	PTS	RIGHT WINGS	G	A	PTS
Bill Barber	420	463	883	Bobby Clarke	358	852	1210	Tim Kerr	363	287	650
Brian Propp	369	480	849	Rick MacLeish	328	369	697	Mark Recchi	232	395	627
John LeClair	333	310	643	Eric Lindros	290	369	659	Gary Dornhoefer	202	316	518
Simon Gagne	264	271	535	Rod Brind'Amour	235	366	601	Reggie Leach	306	208	514
Murray Craven	152	272	424	Pelle Eklund	118	334	452	Rick Tocchet	232	276	508
Scott Hartnell	157	169	326	*Claude Giroux	144	306	450	Ilkka Sinisalo	199	209	408
Ross Lonsberry	144	170	314	Dave Poulin	161	233	394	Paul Holmgren	138	171	309
Bob Kelly	128	168	296	Ron Sutter	137	223	360	Mikael Renberg	128	168	296
Derrick Smith	80	87	167	Michael Richards	133	216	349	*Jakub Voracek	85	153	238
Jean-Guy Gendron	69	86	155	Jeff Carter	181	162	343	Don Saleski	118	117	235

POWER PLAY	GOALS	SHORTHANDED	GOALS	HAT TRICK	TIMES
Tim Kerr	145	Bobby Clarke	32	Tim Kerr	17
Bill Barber	104	Bill Barber	31	Rick MacLeish	12
Brian Propp	103	Dave Poulin	27	John LeClair	11
John LeClair	102	Mark Howe	24	Eric Lindros	11
Bobby Clarke	99	Michael Richards	23	Brian Propp	8
Rick MacLeish	98	Rick MacLeish	21	Rick Tocchet	8
Eric Lindros	82	Brian Propp	20	Reggie Leach	7
Reggie Leach	79	Rod Brind'Amour	18	Bill Barber	6
Rod Brind'Amour	75	Jeff Carter	12	Bobby Clarke	5
Mark Recchi	74	Simon Gagne	11	Kevin Dineen	5
		Don Saleski	11	Dave Poulin	5
		Ilkka Sinisalo	11		

GOALTENDERS GAMES			AVERAGE GAA (50+ GAMES)			WINS		
Ron Hextall	489	Bernie Parent	50	Roman Cechmanek	1.96	Ron Hextall	240	
Bernie Parent	486	Roman Cechmanek	20	J. Vanbiesbrouck	2.19	Bernie Parent	232	
Doug Favell	215	Ron Hextall	18	*Steve Mason	2.36	W. Stephenson	93	
Pete Peeters	179	Doug Favell	16	Bernie Parent	2.42	Roman Cechmanek	92	
Brian Boucher	174	Bob Froese	12	Brian Boucher	2.50	Bob Froese	92	
W. Stephenson	165	Wayne Stephenson	10	Garth Snow	2.59	P. Lindbergh	87	
Roman Cechmanek	163	J. Vanbiesbrouck	9	Ilya Bryzgalov	2.60	Pete Peeters	85	

FLYERS ALL-TIME REGULAR SEASON STREAKS 1967-2015

LONGEST...

WIN STREAKS

13 Games	Oct. 19, 1985 through Nov. 17, 1985
11 Games	March 5, 1985 through March 24, 1985
10 Games	Dec. 22, 1982 through Jan. 13, 1983
9 Games	Oct. 25, 1979 through Nov. 15, 1979
9 Games	April 2, 1995 through April 22, 1995

WIN STREAKS AT HOME

20 Games	Jan. 4, 1976 through April 3, 1976
14 Games	Feb. 10, 1985 through April 4, 1985
11 Games	Feb. 13, 1975 through March 30, 1975
11 Games	Nov. 28, 1976 through Jan. 16, 1977
11 Games	Oct. 19, 1985 through Nov. 27, 1985
11 Games	Oct. 27, 2003 through Dec. 5, 2003

WIN STREAKS ON THE ROAD

8 Games	Dec. 22, 1982 through Jan. 16, 1983
7 Games	Oct. 12, 1985 through Nov. 16, 1985
6 Games	Jan. 22, 1980 through Feb. 9, 1980
6 Games	March 5, 1985 through March 23, 1985
6 Games	Jan. 2, 2003 through Jan. 21, 2003
6 Games	Dec. 13, 2005 through Dec. 29, 2005
6 Games	Jan. 5, 2008 through Feb. 5, 2008

LOSING STREAKS

9 Games	Dec. 8, 2006 through Dec. 27, 2006
7 Games	Jan. 4, 2007 through Jan. 18, 2007
6 Games	March 25, 1970 through April 4, 1970
6 Games	Dec. 5, 1992 through Dec. 17, 1992
6 Games	Jan. 25, 1994 through Feb. 5, 1994
6 Games	Nov. 24, 2014 through Dec. 3, 2014

LOSING STREAKS AT HOME

8 Games	Dec. 9, 2006 through Jan. 27, 2007
5 Games	Jan. 30, 1969 through Feb. 15, 1969
5 Games	Dec. 19, 1989 through Jan. 23, 1990
5 Games	Feb. 6, 2008 through Feb. 21, 2008
4 Games	4 times

LOSING STREAKS ON THE ROAD

9 Games	Oct. 30, 2014 through Dec. 3, 2014
9 Games	Feb. 24, 2015 through March 21, 2015
8 Games	Oct. 25, 1972 through Nov. 26, 1972
8 Games	March 3, 1988 through March 29, 1988
7 Games	Dec. 28, 1991 through Jan. 25, 1992
6 Games	8 times

TIE STREAKS

4 Games	Jan. 2, 1969 through Jan. 8, 1969
4 Games	Dec. 8, 1991 through Dec. 15, 1991
3 Games	Feb. 27, 1969 through March 2, 1969
3 Games	Oct. 23, 1969 through Oct. 30, 1969
3 Games	March 1, 1970 through March 7, 1970
3 Games	Jan. 20, 1971 through Jan. 23, 1971
3 Games	Jan. 18, 1979 through Jan. 21, 1979
3 Games	Dec. 1, 1979 through Dec. 4, 1979
3 Games	Dec. 17, 1983 through Dec. 21, 1983
3 Games	Jan. 4, 1996 through Jan. 11, 1996
3 Games	March 6, 1999 through March 9, 1999
3 Games	Nov. 13, 2002 through Nov. 16, 2002

TIE STREAKS AT HOME

4 Games	Oct. 19, 1969 through Oct. 30, 1969
3 Games	Jan. 11, 1979 through Jan. 18, 1979
3 Games	Dec. 8, 1991 through Dec. 14, 1991
3 Games	Nov. 13, 2002 through Nov. 21, 2002

TIE STREAKS ON THE ROAD

4 Games	March 1, 1969 through March 15, 1969
3 Games	Dec. 27, 1968 through Jan. 8, 1969
3 Games	Feb. 21, 1976 through Feb. 28, 1976
3 Games	Nov. 24, 1979 through Dec. 16, 1979
3 Games	Dec. 12, 2000 through Dec. 19, 2000

UNDEFEATED STREAKS

35 Games	Oct. 14, 1979 through Jan. 6, 1980 (25-0-10)
23 Games	Jan. 29, 1976 through March 18, 1976 (17-0-6)
20 Games	Nov. 16, 1976 through Jan. 1, 1977 (15-0-5)
17 Games	Nov. 30, 1996 through Jan. 7, 1997 (14-0-3)
15 Games	Dec. 12, 1998 through Jan. 13, 1999 (10-0-5)

UNDEFEATED STREAKS AT HOME

26 Games	Oct. 11, 1979 through Feb. 3, 1980 (19-0-7)
21 Games	Oct. 17, 1976 through Jan. 16, 1977 (20-0-1)
20 Games	Jan. 4, 1976 through April 3, 1976 (20-0-0)
16 Games	Oct. 19, 1980 through Dec. 18, 1980 (14-0-2)
15 Games	Feb. 7, 1985 through April 4, 1985 (14-0-1)
15 Games	Oct. 28, 1999 through Jan. 8, 2000 (12-0-3)

UNDEFEATED STREAKS ON THE ROAD

16 Games	Oct. 20, 1979 through Jan. 6, 1980 (11-0-5)
12 Games	Nov. 30, 1996 through Jan. 29, 1997 (8-0-4)
11 Games	Jan. 29, 1976 through March 16, 1976 (5-0-6)
10 Games	Nov. 26, 1976 through Jan. 1, 1977 (6-0-4)
10 Games	Feb. 26, 1977 through April 3, 1977 (6-0-4)
10 Games	Dec. 8, 1998 through Jan. 18, 1999 (7-0-3)

WINLESS STREAKS

12 Games	Feb. 24, 1999 through March 16, 1999 (0-8-4)
11 Games	Nov. 21, 1968 through Dec. 14, 1968 (0-9-2)
11 Games	Dec. 10, 1970 through Jan. 3, 1971 (0-9-2)
10 Games	Dec. 31, 1989 through Jan. 23, 1990 (0-7-3)
10 Games	Dec. 2, 2006 through Dec. 27, 2006 (0-9-1)
10 Games	Feb. 6, 2008 through Feb. 23, 2008 (0-8-2)

WINLESS STREAKS AT HOME

13 Games	Nov. 29, 2006 through Feb. 8, 2007 (0-9-4)
8 Games	Dec. 19, 1968 through Jan. 18, 1969 (0-4-4)
8 Games	Nov. 17, 1991 through Dec. 14, 1991 (0-4-4)
7 Games	Dec. 2, 1990 through Jan. 13, 1991 (0-4-3)
6 Games	Nov. 21, 1968 through Dec. 12, 1968 (0-5-1)
6 Games	Nov. 7, 2002 through Dec. 2, 2002 (0-2-3-1)
6 Games	Nov. 2, 2006 through Nov. 22, 2006 (0-4-2)
6 Games	Feb. 6, 2008 through Feb. 23, 2008 (0-5-1)
6 Games	Mar. 12, 2011 through Apr. 3, 2011 (0-2-4)

WINLESS STREAKS ON THE ROAD

19 Games	Oct. 23, 1971 through Jan. 27, 1972 (0-15-4)
15 Games	Jan. 15, 1969 through March 16, 1969 (0-7-8)
11 Games	Oct. 20, 1972 through Dec. 13, 1972 (0-9-2)
10 Games	Jan. 19, 1982 through Feb. 24, 1982 (0-7-3)
10 Games	Dec. 27, 1991 through Feb. 4, 1992 (0-8-2)

FLYERS ALL-TIME REGULAR SEASON RECORDS 1967-2015

TEAM RECORDS: STREAKS

LONGEST...

WIN STREAK – 13 GAMES

- October 19, 1985 through November 17, 1985

WIN STREAK AT HOME** – 20 GAMES

- January 4, 1976 through April 3, 1976

WIN STREAK ON ROAD – 8 GAMES

- December 22, 1982 through January 16, 1983

WIN STREAK VS. A SINGLE TEAM – 15 GAMES

- vs. NY Islanders (March 1, 2008 to March 9, 2010)

WIN STREAK AT HOME VS. A SINGLE TEAM – 23 GAMES

- vs. Pittsburgh, February 17, 1980 through February 19, 1987

WIN STREAK ON ROAD VS. A SINGLE TEAM – 10 GAMES

- vs. Los Angeles, December 30, 1976 to January 5, 1982

LOSING STREAK – 9 GAMES

- December 8, 2006 through December 27, 2006

LOSING STREAK AT HOME – 8 GAMES

- December 9, 2006 through January 27, 2007

LOSING STREAK ON ROAD – 8 GAMES

- October 25, 1972 to November 26, 1972

- March 3, 1988 through March 29, 1988

LOSING STREAK VS. A SINGLE TEAM – 15 GAMES

- vs. Boston, October 25, 1970 through December 17, 1972

LOSING STREAK AT HOME VS. A SINGLE TEAM – 9 GAMES

- vs. Boston, November 21, 1970 through February 15, 1973

LOSING STREAK ON ROAD VS. A SINGLE TEAM – 10 GAMES

- vs. New Jersey, February 16, 1991 through March 26, 1994

TIE STREAK – 4 GAMES

- January 2, 1969 through January 8, 1969

- December 8, 1991 through December 15, 1991

TIE STREAK AT HOME – 5 GAMES

- March 29, 1969 through October 30, 1969

TIE STREAK ON ROAD – 4 GAMES

- March 1, 1969 through March 15, 1969

TIE STREAK VS. A SINGLE TEAM – 7 GAMES

- vs. NY Rangers, February 9, 1969 through

March 19, 1970

TIE STREAK AT HOME VS. A SINGLE TEAM – 4 GAMES

- vs. Dallas, January 21, 1997 through November 18, 1999

TIE STREAK ON ROAD VS. A SINGLE TEAM – 5 GAMES

- vs. NY Rangers, February 9, 1969 through January 20, 1971

CONSECUTIVE GAMES STREAK WITHOUT A TIE – 77 GAMES

- February 9, 1985 through January 28, 1986

UNDEFEATED STREAK* – 35 GAMES

- (25-0-10), October 14, 1979 through January 6, 1980

UNDEFEATED STREAK AT HOME – 26 GAMES (Single Season)

- (19-0-7), October 11, 1979 through February 3, 1980

UNDEFEATED STREAK ON ROAD – 16 GAMES

- (11-0-5), October 20, 1979 through January 6, 1980

UNDEFEATED STREAK VS. A SINGLE TEAM – 32 GAMES

- vs. LA (27-0-5), October 22, 1974 through February 5, 1983

UNDEFEATED STREAK AT HOME VS. A SINGLE TEAM – 42 GAMES

- vs. Pittsburgh (39-0-3), February 7, 1974 through December 8, 1988

UNDEFEATED STREAK ON ROAD VS. A SINGLE TEAM – 21 GAMES

- vs. LA (17-0-4), November 14, 1973 through December 30, 1984

WINLESS STREAK – 12 GAMES

- (0-8-4), February 24, 1999 through March 16, 1999

WINLESS STREAK AT HOME – 13 GAMES

- (0-9-4), November 29, 2006 through February 8, 2007

WINLESS STREAK ON ROAD – 19 GAMES

- (0-15-4), October 23, 1971 through January 27, 1972

WINLESS STREAK VS. A SINGLE TEAM – 27 GAMES

- vs. Boston (0-23-4), November 27, 1969 through February 9, 1974

WINLESS STREAK AT HOME VS. A SINGLE TEAM – 13 GAMES

- vs. Boston (0-11-2), December 13, 1969 through December 9, 1973

WINLESS STREAK ON ROAD VS. A SINGLE TEAM – 22 GAMES

- vs. Boston (0-18-4), January 20, 1968 through March 27, 1976

CONSECUTIVE SHUTOUT STREAK – 4 GAMES

- December 14 through 21, 1996

- January 7 through 13, 1999

CONSECUTIVE SHUTOUTS AGAINST STREAK – 2 GAMES

- 7 times

CONSECUTIVE GAMES W/O BEING SHUTOUT STREAK – 120 GAMES

- December 28, 1984 through March 27, 1986

CONSECUTIVE GAMES W/O SHUTTING OUT OPPONENT STREAK – 115 GAMES

- January 7, 1987 to March 25, 1988

CONSECUTIVE GAMES DECIDED BY A SHOOTOUT – 3 GAMES

- January 2, 2009 to January 6, 2009

TEAM RECORDS: SEASON

MOST...

ASSISTS – 632 (1985-86)

GOALS – 350 (1983-84)

SCORING POINTS – 970 (1985-86)

GAMES PAST REGULATION – 26 (2014-15)

GOALS AT HOME – 205 (1975-76)

GOALS ON ROAD – 167 (1983-84)

GOALS AGAINST – 319 (1992-93)

LOSSES – 48 (2006-07)

LOSSES AT HOME – 24 (2006-07)

LOSSES ON ROAD – 25 (1971-72)

PENALTY MINUTES – 2,621 (1980-81)

PLAYERS USED – 49 (2006-07)

POINTS IN STANDINGS – 118 (1975-76)

POINTS IN STANDINGS AT HOME – 74 (1975-76)

POINTS IN STANDINGS ON ROAD – 55 (2002-03)

POWER PLAY GOALS – 98 (1988-89)

SHORTHANDED GOALS – 22 (1986-87)

SHORTHANDED GOALS AGAINST – 16 (1990-91)

SHUTOUTS – 13 (1974-75)

SHUTOUTS AT HOME – 11 (1974-75)

SHUTOUTS ON ROAD – 5 (1982-83)

SHUTOUTS AGAINST – 10 (1968-69)

SHUTOUTS AGAINST AT HOME – 7 (1968-69)

SHUTOUTS AGAINST ON ROAD – 5 (2006-07)

TIES* – 24 (1969-70)

TIES AT HOME** – 13 (1969-70)

TIES ON ROAD* – 15 (1976-77)

WINS – 53 (1984-85; 1985-86)

WINS AT HOME** – 36 (1975-76)

WINS ON ROAD – 25 (2010-11)

FEWEST...

ASSISTS – 290 (1967-68)

GOALS – 173 (1967-68)

GOALS AT HOME – 92 (1968-69)

GOALS ON ROAD – 77 (1967-68)

GOALS AGAINST – 164 (1973-74)

GOALS AGAINST AT HOME – 61 (1974-75)

GOALS AGAINST ON ROAD – 89 (1973-74)

LOSSES – 12 (1979-80)

LOSSES AT HOME – 2 (1975-76)

LOSSES ON ROAD – 7 (1979-80)

PENALTY MINUTES – 964 (1968-69)

POINTS IN STANDINGS – 56 (2006-07)

POINTS IN STANDINGS AT HOME – 27 (2006-07)

POINTS IN STANDINGS ON ROAD – 21 (1971-72)

POWER PLAY GOALS – 33 (1967-68)

POWER PLAY GOALS AGAINST – 40 (2001-02)

SCORING POINTS – 463 (1967-68)

SHORTHANDED GOALS – 2 (1990-91)

SHUTOUTS – 0 (1981-82; 1988-89)

SHUTOUTS AT HOME – 0 (1979-80; 1981-82; 1988-89)

SHUTOUTS AGAINST – 1 (8 times)

FLYERS ALL-TIME REGULAR SEASON RECORDS 1967-2015

TIES – 4 (1985-86)
TIES AT HOME – 1 (1976-77; 1985-86)
TIES ON ROAD – 3 (1984-85; 1985-86; 1987-88)
WINS – 17 (1969-70)
WINS AT HOME – 10 (2006-07)
WINS ON ROAD – 6 (1968-69; 1969-70)

*Franchise season records in the “fewest” category do not include the 48-game seasons in 1994-95 and 2012-13.

TEAM RECORDS: GAME

MOST...

ASSISTS – 22

- vs. Detroit, February 2, 1974
- vs. Pittsburgh, March 22, 1984

DECISIVE WIN – 11-0; 13-2

- vs. Pittsburgh, October 20, 1977
- vs. Vancouver, October 18, 1984

DECISIVE WIN AT HOME – 11-0; 13-2

- vs. Pittsburgh, October 20, 1977
- vs. Vancouver, October 18, 1984

DECISIVE WIN ON ROAD – 10-2; 8-0

- at Los Angeles, December 29, 1992
- at Vancouver, December 31, 1997

DECISIVE SHUTOUT WIN – 11-0

- vs. Pittsburgh, October 20, 1977

DECISIVE SHUTOUT WIN AT HOME – 11-0

- vs. Pittsburgh, October 20, 1977

DECISIVE SHUTOUT WIN ON ROAD – 8-0

- at Vancouver, December 31, 1997

DECISIVE LOSS – 12-0

- vs. Chicago, January 30, 1969

DECISIVE LOSS AT HOME – 12-0

- vs. Chicago, January 30, 1969

DECISIVE LOSS ON ROAD – 11-2

- at Montreal, October 27, 1981

DECISIVE SHUTOUT LOSS – 12-0

- vs. Chicago, January 30, 1969

DECISIVE SHUTOUT LOSS AT HOME – 12-0

- vs. Chicago, January 30, 1969

DECISIVE SHUTOUT LOSS ON ROAD – 8-0

- at St. Louis, November 1, 1969
- at Dallas, January 6, 1994

GOALS – 13

- vs. Pittsburgh, March 22, 1984
- vs. Vancouver, October 18, 1984

GOALS AT HOME – 13

- vs. Pittsburgh, March 22, 1984
- vs. Vancouver, October 18, 1984

GOALS ON ROAD – 11

- at Detroit, February 23, 1988

GOALS BOTH TEAMS – 17

- vs. Calgary, (FLYERS 9/Calgary 8), February 27, 1982
- vs. Pittsburgh, (FLYERS 13/Pittsburgh 4), March 22, 1984
- vs. Detroit, (FLYERS 11/Detroit 6), February 23, 1988
- vs. Winnipeg (Winnipeg 9/FLYERS 8), October 27, 2011

GOALS AGAINST – 12

- vs. Chicago, January 30, 1969

GOALS AGAINST AT HOME – 12

- vs. Chicago, January 30, 1969

GOALS AGAINST ON ROAD – 11

- at Montreal, October 27, 1981
- at Pittsburgh, November 16, 1993

PENALTY MINUTES* – 213

- vs. Ottawa, March 5, 2004

PENALTY MINUTES BY OPPONENT – 206

- vs. Ottawa, March 5, 2004

PENALTY MINUTES BY BOTH TEAMS* – 419

- vs. Ottawa, March 5, 2004

POWER PLAY GOALS – 6

- vs. California, January 9, 1972 at Minnesota, October 13, 1988

POWER PLAY GOALS AGAINST – 6

- vs. Colorado, February 19, 1980

SCORING POINTS – 35

- vs. Pittsburgh, March 22, 1984

SHORTHANDED GOALS – 3

- vs. Washington, December 15, 1984
- vs. Calgary, January 13, 1985
- at NY Islanders, April 2, 1996

SHOTS ON GOAL – 62

- vs. Washington, April 1, 1976

SHOTS ON GOAL AT HOME – 62

- vs. Washington, April 1, 1976

SHOTS ON GOAL ON ROAD – 55

- at Boston, March 1, 2007

SHOTS ON GOAL BOTH TEAMS – 95

- vs. NY Rangers (FLYERS 51/NY Rangers 44), February 13, 1976

SHOTS AGAINST – 56

- at Toronto, January 5, 2008

SHOTS AGAINST AT HOME – 52

- vs. Minnesota, February 3, 1990

SHOTS AGAINST ON ROAD – 56

- at Toronto, January 5, 2008

FEWEST...

PENALTY MINUTES** – 0

- vs. St. Louis, March 18, 1979
- vs. Phoenix, November 26, 2000
- vs. NY Rangers, February 20, 2011

PENALTY MINUTES BY OPPONENT** – 0

- 6 times

PENALTY MINUTES, BOTH TEAMS – 2

- vs. Los Angeles (FLYERS 2/Los Angeles 0), December 8, 1967

SHOTS ON GOAL – 13

- at Washington, December 11, 1990
- at Los Angeles, February 1, 2014

SHOTS ON GOAL AT HOME – 14

- vs. Boston, January 28, 1995

SHOTS ON GOAL ON ROAD – 13

- at Washington, December 11, 1990
- at Los Angeles, February 1, 2014

SHOTS ON GOAL, WIN – 13

- at Los Angeles, February 1, 2014

SHOTS ON GOAL, LOSS – 13

- vs. Washington, December 11, 1990

SHOTS ON GOAL BOTH TEAMS – 28

- at Montreal (FLYERS 15/Montreal 13), December 7, 2009

SHOTS AGAINST – 7

- vs. Washington, February 12, 1978

SHOTS AGAINST ON ROAD – 13

- at Toronto, March 23, 1996
- at Washington, January 25, 2004
- at Montreal, December 7, 2009

FASTEST...

OPENING GOAL – 8 SECONDS

- vs. Edmonton, Tim Kerr, 0:08 of 1st period, March 7, 1989

OPENING GOAL AGAINST – 9 SECONDS

- vs. NYR, Ron Duguay, 0:09 of 1st period, April 6, 1980
- vs. Detroit, Dwight Foster, 0:09 of 1st period, December 16, 1982

OPENING TWO GOALS – 31 SECONDS

- at NY Islanders, Justin Williams, 0:16 of 1st period;
- Michal Handzus, 0:31 of 1st period, October 26, 2002

FLYERS ALL-TIME REGULAR SEASON RECORDS 1967-2015

TWO GOALS – 7 SECONDS

- vs. St. Louis, Dave Brown, 5:26 of 3rd period;
- Brian Propp, 5:33 of 3rd period, December 2, 1986
- vs. Washington, Moe Mantha, 17:58 of 1st period;
- Ron Sutter, 18:05 of 1st period, Dec. 27, 1988
- vs. Boston, Matt Read, 11:24 of 2nd period; Oliver Lauridsen, 11:31 of 2nd period, Apr. 23, 2013

THREE GOALS – 35 SECONDS

- vs. Boston, Behn Wilson, 8:13 of 2nd period;
- Blake Dunlop, 8:28 of 2nd period; Al Hill, 8:48 of 2nd period; March 1, 1979

THREE GOALS, BOTH TEAMS – 26 SECONDS

- at Toronto, Sean Couturier, 11:18 of 1st period;
- Dave Clarkson, 11:33 of 1st period; Claude Giroux, 11:44 of 1st period; December 20, 2014

FOUR GOALS – 1 MINUTE 22 SECONDS

- vs. Pittsburgh, Bobby Clarke 16:23 of 3rd period; Ilkka Sinisalo 16:39 of 3rd period; Reggie Leach 17:05 of 3rd period;
- Ken Linseman 17:45 of 3rd period; October 11, 1981

TWO SHORTHANDED GOALS – 26 SECONDS

- at New Jersey, Murray Craven, 15:07 of 1st period;
- Mark Howe, 15:33 of 1st period; November 6, 1986

TEAM RECORDS: PERIOD

MOST...

GOALS – 8

- vs. NY Islanders, 2nd period, March 31, 1973

GOALS AGAINST – 6

- Chicago, 1st period, January 30, 1969
- Montreal, 1st period, October 27, 1981
- New Jersey, 3rd period, March 7, 1993
- at Buffalo, October 27, 1006

GOALS BOTH TEAMS – 9

- vs. NY Islanders, 2nd period, March 21, 1973 (FLYERS 8, NY Islanders 1)
- vs. Atlanta, 2nd period, January 11, 1974 (FLYERS 5, Atlanta 4)
- vs. Washington, 2nd period, January 15, 1980 (FLYERS 6, Washington 3)
- vs. Hartford, 1st period, February 25, 1984 (Hartford 5, FLYERS 4)
- vs. Tampa Bay, 1st period, November 18, 2010 (FLYERS 5, Tampa Bay 4)

PENALTY MINUTES* – 209

- vs. Ottawa, 3rd period, March 5, 2004

PENALTY MINUTES BY OPPONENT – 200

- vs. Ottawa, 3rd period, March 5, 2004

PENALTY MINUTES, BOTH TEAMS* – 409

- vs. Ottawa, 3rd period, March 5, 2004

SHOTS ON GOAL, HOME – 25

- vs. Washington, 2nd period, April 1, 1976

SHOTS ON GOAL, AWAY – 25

- at Toronto, 2nd period, February 13, 1988

SHOTS ON GOAL, AGAINST, HOME – 25

- vs. Washington, 1st period, December 20, 2008

SHOTS ON GOAL, AGAINST, AWAY – 32

- at Minnesota, 1st period, December 13, 1972

SHORTHANDED GOALS – 3

- vs. Washington, December 15, 1983

FEWEST...

SHOTS ON GOAL – 1

- 8 times

SHOTS ON GOAL AGAINST – 0

- at Tampa Bay, second period, November 22, 1999

FASTEST...

GOAL FROM START OF PERIOD – 8 SECONDS

- Bob Kelly, 0:08, of 2nd period vs. Minnesota, March 2, 1972
- Tim Kerr, 0:08, of 1st period vs. Edmonton, March 7, 1989

GOAL ALLOWED FROM START OF PERIOD- 4 SECONDS

- James Van Riemsdyk, 0:04, of 2nd period vs. Toronto, March 28, 2014

TEAM RECORDS: MISCELLANEOUS

SCORELESS GAMES – 0-0

- vs. Los Angeles, Mar. 14, 1968
- vs. St. Louis, Oct. 26, 1969
- @ Pittsburgh, Oct. 17, 1970
- @ NY Rangers, Mar. 30, 1981
- @ Pittsburgh, Dec. 4, 1982
- vs. Montreal, Feb. 11, 1993
- vs. Tampa Bay, Feb. 24, 2001
- @ San Jose, Oct. 16, 2003

GOAL WITH LEAST TIME REMAINING – 0.6 SECONDS

- Tony Amonte at Anaheim, Oct. 22, 2003
- Freddy Meyer vs. Carolina, Mar. 8, 2006

LONGEST TIME WITHOUT ALLOWING A GOAL – 265:08 MINUTES

- December 12 to 22, 1996

MOST SHOTS IN A FIVE-MINUTE OVERTIME PERIOD – 10

- vs. Anaheim, February 3, 2000

MOST PLAYERS TO APPEAR IN ALL 82 GAMES – 7 (2013-14)

MOST THIRD PERIOD COMEBACKS – 11 (2013-14)

LONGEST HOME ICE SCORELESS STREAK – 175:22

- October 29 – November 9, 2013

INDIVIDUAL RECORDS: FLYERS CAREER

MOST...

SEASONS – 15 (Bobby Clarke)

GAMES – 1,144 (Bobby Clarke)

GOALS – 420 (Bill Barber)

ASSISTS – 852 (Bobby Clarke)

POINTS – 1210 (Bobby Clarke)

HAT TRICKS – 17 (Tim Kerr)

POWER PLAY GOALS – 145 (Tim Kerr)

SHORTHANDED GOALS – 32 (Bobby Clarke)

PENALTY MINUTES – 1,817 (Rick Tocchet)

INDIVIDUAL RECORDS: STREAKS

LONGEST...

ASSIST STREAK – 12 GAMES

- Bobby Clarke: March 11, 1976 to April 3, 1976;
- February 1, 1978 to March 16, 1978

GOAL STREAK – 9 GAMES

- Rick Tocchet: March 1, 1989 to March 19, 1989

POINT STREAK – 18 GAMES

- Bobby Clarke: February 26, 1975 to April 3, 1975
- Eric Lindros: January 7 to February 18, 1999

CONSECUTIVE GAME STREAK – 484 GAMES

- Rod Brind'Amour: February 24, 1993 to April 18, 1999

INDIVIDUAL RECORDS: SEASON

MOST...

ASSISTS – 89

- Bobby Clarke, 1974-75; 1975-76

GAME-WINNING GOALS – 12

- Jeff Carter, 2008-09
- Brian Propp, 1982-83

GOALS – 61

- Reggie Leach, 1975-76

GOALS BY A DEFENSESMAN – 24

- Mark Howe, 1985-86

GOALS BY A LINE – 141 in 1975-76

- Bobby Clarke 30
- Bill Barber 50
- Reggie Leach 61

FLYERS ALL-TIME REGULAR SEASON RECORDS 1967-2015

HAT TRICKS – 5

- Tim Kerr, 1984-85

PENALTY MINUTES* – 472

- Dave Schultz, 1974-75

PENALTY MINUTES BY A DEFENSEMAN – 329

- Glen Cochrane, 1981-82

PENALTY MINUTES BY A GOALTENDER* – 113

- Ron Hextall, 1988-89

POINTS – 123

- Mark Recchi, 1992-93

POINTS BY A DEFENSEMAN – 82

- Mark Howe, 1985-86

POINTS BY A GOALIE – 8

- Ron Hextall, (8A), 1988-89

POINTS BY A LINE – 322 in 1975-76

- Bobby Clarke, 119

- Bill Barber, 112

- Reggie Leach, 91

POINTS BY A ROOKIE – 82

- Mikael Renberg, 1993-94

POINTS BY A ROOKIE DEFENSEMAN – 49

- Behn Wilson, 1978-79

ASSISTS BY A ROOKIE – 51

- Pelle Eklund, 1985-86

ASSISTS BY A ROOKIE DEFENSEMAN – 44

- Janne Niinimaa, 1996-97

GOALS BY A ROOKIE – 41

- Eric Lindros, 1992-93

POWER PLAY GOALS* – 34

- Tim Kerr, 1985-86

SHORTHANDED GOALS – 7

- Brian Propp, 1984-85; Mark Howe, 1985-86;
Mike Richards, 2008-09

SHOTS ON GOAL – 380

- Bill Barber, 1975-76

SHUTOUTS – 12

- Bernie Parent, 1973-74; 1974-75

WINS BY A GOALTENDER – 47

- Bernie Parent, 1973-74

INDIVIDUAL RECORDS: GAME

MOST...

ASSISTS – 6

- Eric Lindros at Ottawa, February 26, 1997

ASSISTS BY DEFENSEMAN – 5

- Alexandre Picard, vs. New Jersey, Feb. 1, 2007

ASSISTS BY ROOKIE – 5

- Alexandre Picard, vs. New Jersey, Feb. 1, 2007

ASSISTS AGAINST – 6

- Ron Stackhouse, Pittsburgh, March 8, 1975

GOALS – 4

- Rick MacLeish vs. NY Islanders, February 13, 1973

- Rick MacLeish vs. Toronto, March 4, 1973

- Tom Bladon vs. Cleveland, December 11, 1977

- Tim Kerr vs. St. Louis, October 25, 1984

- Tim Kerr vs. Detroit, January 17, 1985

- Tim Kerr at Washington, February 9, 1985

- Tim Kerr vs. Chicago, November 20, 1986

- Brian Propp vs. St. Louis, December 2, 1986

- Rick Tocchet at Los Angeles, February 27, 1988

- Rick Tocchet vs. Winnipeg, January 25, 1990

- Kevin Dineen at Chicago, October 31, 1993

- John LeClair vs. Montreal, February 6, 1997

- Eric Lindros at Toronto, March 19, 1997

- John LeClair vs. Vancouver, November 29, 1998

- Jiri Dopita vs. Atlanta, January 8, 2002

- John LeClair at Montreal, October 15, 2002

GOALS AGAINST – 6

- Red Berenson, St. Louis, November 7, 1968

POWER PLAY GOALS – 3

- Tim Kerr vs. Los Angeles, November 3, 1985

- Tim Kerr vs. Chicago, November 20, 1986

- Brian Propp at Minnesota, October 13, 1988

- Scott Hartnell at NY Islanders, January 19, 2008

SAVES – 54

- Antero Niittymaki at Toronto, November 5, 2008

SHOTS – 14

- Eric Lindros vs. NY Islanders, March 19, 1996

PENALTIES – 8

- Don Nachbaur at Pittsburgh, March 19, 1988

PENALTY MINUTES – 55

- Frank Bathe vs. Los Angeles, March 11, 1979

PENALTY MINUTES BY OPPONENT – 69

- Randy Holt, Los Angeles, March 11, 1979

POINTS – 8

- Tom Bladon vs. Cleveland, December 11, 1977

POINTS BY A LINE – 16

- vs. Montreal, February 6, 1997; John LeClair, 4 Goals, 2 Assists;

Eric Lindros, 1 Goal, 4 Assists; Mikael Renberg, 1 Goal, 4 Assists

- at Ottawa, February 26, 1997; John LeClair, 3 Goals, 1 Assist;

Eric Lindros, 1 Goal, 6 Assists; Mikael Renberg, 2 Goals, 3 Assists

POINTS AGAINST – 7

- Red Berenson, St. Louis, November 7, 1968

FASTEST...

TWO GOALS – 8 SECONDS

- Ron Flockhart vs. St. Louis; 5:10 of 3rd period;
5:18 of 3rd period; December 6, 1981

THREE GOALS – 2 MINUTES 27 SECONDS

- Tim Kerr vs. St. Louis Blues: 12:22 of 3rd period;
12:45 of 3rd period; 14:49 of 3rd period; October 25, 1984

FOUR GOALS – 19 MINUTES 47 SECONDS

- Rick MacLeish vs. NY Islanders: 6:30 of 2nd period; 6:57 of 2nd
period; 13:25 of 2nd period; 6:17 of 3rd period; February 13, 1973

INDIVIDUAL RECORDS: PERIOD

MOST...

GOALS – 3

- Bill Flett vs. Los Angeles, March 9, 1972

- Rick MacLeish vs. NY Islanders, February 13, 1973

- Bobby Clarke vs. Pittsburgh, December 13, 1980

- Tim Kerr vs. St. Louis, October 25, 1984

- Murray Craven vs. Detroit, November 13, 1986

- Eric Lindros vs. St. Louis, January 19, 1994

- Mikael Renberg at San Jose, February 15, 1994

- Eric Lindros at Toronto, March 19, 1997

- John LeClair vs. Vancouver, November 29, 1998

- Danny Briere at Carolina, November 21, 2007

INDIVIDUAL RECORDS: MISCELLANEOUS

MOST CONSECUTIVE STARTS BY A GOALTENDER IN A SEASON – 37

- Bernie Parent, 1973-74

LONGEST TIME WITHOUT ALLOWING A GOAL – 249:43 minutes

- Ilya Bryzgalov, March 8 to 15, 2012

LONGEST WINLESS STREAK BY GOALTENDER – 15 Games

- Antero Niittymaki (0-13-2), Dec. 2, 2006 through Jan. 20, 2007

*NHL Record **Ties NHL Record

ALL-TIME FLYERS PENALTY SHOTS [REGULAR SEASON]

PLAYER	DATE	OPPONENT	H/A	GOALTENDER	RESULT
Bill Clement	Mar. 7, 1974	Detroit	Home	Jim Rutherford	No Goal
Orest Kindrachuk	Nov. 9, 1974	Washington	Home	Michel Belhumeur	Goal
Orest Kindrachuk	Oct. 15, 1977	Pittsburgh	Home	Dunc Wilson	No Goal
Rick MacLeish	Mar. 20, 1978	NY Islanders	Home	Billy Smith	Goal
Ilkka Sinisalo	Oct. 11, 1981	Pittsburgh	Home	Paul Harrison	Goal
Behn Wilson	Dec. 17, 1981	Buffalo	Home	Don Edwards	Goal
Brian Propp	Jan. 4, 1983	Vancouver	Home	Ken Ellacott	Goal
Ron Sutter	Nov. 18, 1984	NY Islanders	Home	Kelly Hrudey	No Goal
Brian Propp	Dec. 19, 1985	New Jersey	Home	Glenn Resch	No Goal
Dave Poulin	Mar. 6, 1986	Toronto	Home	Don Edwards	No Goal
Rick Tocchet	Jan. 6, 1987	New Jersey	Home	Craig Billington	No Goal
Pelle Eklund	Jan. 14, 1990	NY Rangers	Away	Mike Richter	No Goal
Keith Acton	Mar. 25, 1990	NY Rangers	Away	John Vanbiesbrouck	Goal
Mike Ricci	Nov. 17, 1990	New Jersey	Away	Chris Terreri	No Goal
Murray Craven	Dec. 23, 1990	Montreal	Home	Andre Racicot	Goal
Norman Lacombe	Feb. 5, 1991	Los Angeles	Home	Kelly Hrudey	Goal
Murray Craven	Oct. 13, 1991	New Jersey	Home	Chris Terreri	No Goal
Eric Lindros	Dec. 26, 1992	Washington	Away	Don Beaupre	Goal
Mark Recchi	Feb. 6, 1995	Ottawa	Away	Don Beaupre	No Goal
Trent Klatt	Oct. 1, 1997	Florida	Home	John Vanbiesbrouck	No Goal
Valeri Zelepukin	Oct. 30, 1999	New Jersey	Home	Martin Brodeur	No Goal
Michal Handzus	Dec. 5, 2002	NY Rangers	Home	Dan Blackburn	Goal
Simon Gagne	Feb. 21, 2004	Atlanta	Home	Pasi Nurminen	Goal
Alexei Zhamnov	Feb. 24, 2004	Chicago	Home	Michael Leighton	No Goal
Peter Forsberg	Oct. 27, 2005	Florida	Home	Roberto Luongo	No Goal
R.J. Umberger	Nov. 18, 2005	Atlanta	Home	Michael Garnett	No Goal
Michael Richards	Oct. 17, 2006	Buffalo	Away	Ryan Miller	No Goal
R.J. Umberger	Dec. 21, 2006	Montreal	Away	David Aebischer	No Goal
Dmitry Afanasev	Feb. 17, 2007	NY Rangers	Away	Stephen Valiquette	No Goal
Michael Richards	Nov. 21, 2007	Carolina	Away	Cam Ward	No Goal
Danny Briere	Dec. 16, 2007	New Jersey	Away	Martin Brodeur	No Goal
Joffrey Lupul	Dec. 29, 2007	Tampa Bay	Away	Karri Ramo	Goal
Simon Gagne	Oct. 16, 2008	Colorado	Away	Andrew Raycroft	Goal
Michael Richards	Oct. 28, 2008	Atlanta	Away	Kari Lehtonen	No Goal
Scott Hartnell	Jan. 3, 2009	LA Kings	Away	Jonathan Quick	No Goal
Simon Gagne	Feb. 14, 2009	NY Islanders	Home	Yann Danis	Goal
Michael Richards	Mar. 20, 2009	Buffalo	Away	Patrick Lalime	No Goal
Darroll Powe	Apr. 4, 2009	Ottawa	Away	Alex Auld	Goal
Darroll Powe	Oct. 27, 2009	Montreal	Away	Jose Theodore	No Goal
Michael Richards	Jan. 23, 2010	Carolina	Home	Cam Ward	No Goal
Danny Briere	Feb. 13, 2010	Montreal	Away	Carey Price	Goal
Scott Hartnell	Dec. 10, 2010	Boston	Home	Tim Thomas	No Goal
Darroll Powe	Feb. 15, 2011	Tampa Bay	Away	Dwayne Roloson	Goal
Maxime Talbot	Nov. 3, 2011	New Jersey	Home	Johan Hedberg	Goal
Matt Read	Nov. 13, 2011	Florida	Away	Jose Theodore	Goal
Danny Briere	Jan. 2, 2012	NY Rangers	Home	Henrik Lundqvist	No Goal
Wayne Simmonds	Oct. 2, 2013	Toronto	Home	Jonathan Bernier	No Goal
Adam Hall	Oct. 11, 2013	Phoenix	Home	Thomas Greiss	No Goal
Wayne Simmonds	Nov. 27, 2013	Tampa Bay	Away	Anders Lindback	No Goal

*For Flyers Penalty Shots taken in the Playoffs, see Flyers Playoff Section

NOTES: The Flyers have connected on 19 of 49 penalty shot attempts (38.8%)... Michal Handzus' attempt on December 5, 2002, was the Flyers' first penalty shot attempt in regular season overtime... Eric Desjardins and Behn Wilson are the only Flyers defensemen ever to attempt a penalty shot... Ilkka Sinisalo became only the third player in NHL history to score his first goal on a penalty shot. The others were Ralph Bowman of the St. Louis Eagles, when in 1934-35 he recorded the first-ever successful penalty shot in the NHL, and Phil Hoene of the Los Angeles Kings in 1973-74... With his goal vs. Washington on April 15, 2008, Michael Richards' became only the second player in NHL history to record their first career NHL playoff goal on a penalty shot (Minnesota's Wayne Connolly in 1968).

ALL-TIME PENALTY SHOTS VS FLYERS [REGULAR SEASON]

PLAYER	DATE	OPPONENT	H/A	GOALTENDER	RESULT
Richard Martin	Jan. 31, 1974	Buffalo	Home	Bernie Parent	Goal
Curt Bennett	Oct. 9, 1976	Atlanta	Away	Bernie Parent	Goal
Lanny McDonald	Oct. 14, 1979	Toronto	Home	Pete Peeters	Goal
Lanny McDonald	Nov. 18, 1982	Calgary	Home	Pelle Lindbergh	No Goal
John Tucker	Oct. 31, 1984	Buffalo	Away	Pelle Lindbergh	Goal
Scott Bjurstad	Nov. 3, 1984	Minnesota	Home	Pelle Lindbergh	No Goal
Mike Gartner	Apr. 4, 1987	Washington	Away	Glenn Resch	Goal
Jan Erixon	Oct. 24, 1987	NY Rangers	Home	Mark Laforest	Goal
Dave Tippett	Oct. 31, 1987	Hartford	Away	Ron Hextall	Goal
Mark Johnson	Mar. 12, 1988	New Jersey	Home	Ron Hextall	Goal
Joe Sakic	Dec. 9, 1989	Quebec	Away	Ken Wregget	Goal
Gary Leeman	Nov. 4, 1990	Toronto	Away	Pete Peeters	No Goal
Doug Brown	Nov. 23, 1991	New Jersey	Home	Ken Wregget	Goal
Benoit Hogue	Jan. 24, 1995	NY Islanders	Away	Ron Hextall	Goal
Stu Barnes	Mar. 8, 1998	Pittsburgh	Home	Ron Hextall	No Goal
Kevin Stevens	Mar. 22, 1998	NY Rangers	Home	Sean Burke	No Goal
Steve Sullivan	Feb. 25, 2003	Chicago	Away	Roman Cechmanek	No Goal
Nathan Horton	Jan. 8, 2004	Florida	Home	Jeff Hackett	Goal
Richard Zednik	Jan. 20, 2004	Montreal	Home	Robert Esche	No Goal
Michael Nylander	Oct. 5, 2005	NY Rangers	Home	Robert Esche	No Goal
Robert Nilsson	Mar. 4, 2006	NY Islanders	Away	Antero Niittymaki	No Goal
Justin Williams	Mar. 28, 2007	Carolina	Home	Martin Biron	No Goal
Phil Kessel	Oct. 27, 2007	Boston	Away	Martin Biron	No Goal
Roman Hamrik	Nov. 1, 2007	Montreal	Away	Martin Biron	No Goal
Radek Dvorak	Dec. 30, 2007	Florida	Away	Antero Niittymaki	No Goal
Ryan Malone	Dec. 2, 2008	Tampa Bay	Home	Martin Biron	No Goal
Vincent Lecavalier	Jan. 15, 2009	Tampa Bay	Away	Martin Biron	Goal
Martin St. Louis	Jan. 30, 2009	Tampa Bay	Away	Antero Niittymaki	No Goal
Alexander Ovechkin	Jan. 18, 2010	Washington	Away	Ray Emery	Goal
Frans Nielsen	Oct. 30, 2010	NY Islanders	Home	Sergei Bobrovsky	Goal
Marian Hossa	Jan. 23, 2011	Chicago	Away	Sergei Bobrovsky	Goal
Patrick Dwyer	Nov. 14, 2011	Carolina	Away	Sergei Bobrovsky	Goal
Michael Grabner	Jan. 12, 2012	NY Islanders	Away	Sergei Bobrovsky	No Goal
Shawn Horcoff	Feb. 23, 2012	Edmonton	Away	Ilya Bryzgalov	No Goal
Alex Tanguay	Feb. 25, 2012	Calgary	Away	Ilya Bryzgalov	Goal
Marcus Johansson	Mar. 22, 2012	Washington	Home	Ilya Bryzgalov	No Goal
Ilya Kovalchuk	Jan. 22, 2013	New Jersey	Away	Ilya Bryzgalov	Goal
Jonathan Huberdeau	Feb. 21, 2013	Florida	Home	Ilya Bryzgalov	Goal
Kyle Turris	Nov. 19, 2013	Ottawa	Home	Steve Mason	No Goal

- For Flyers Penalty Shots against in the Playoffs, see Flyers Playoff Section

NOTES: Flyers' opponents have connected on 20 for 39 penalty shot attempts (51%)... Lanny McDonald is the only player to attempt more than one penalty shot against the Flyers... the two penalty shot goals scored against the Flyers in 2010-11 were the only goals of the game scored by the opponent, marking the first two occasions in franchise history that a Flyers goaltender lost a shutout solely due to a penalty shot.

ALL-TIME FLYERS HAT TRICKS [REGULAR SEASON] 1967-2015

YEAR	NO.	PLAYER	DATE	SCORE	GOALTENDERS
1967-68 (3)	1	L. Rochefort	Nov. 4	FLYERS 4 at Montreal 1	R. Vachon
	2	L. Rochefort (a)	Feb. 22	Minnesota 3 at FLYERS 7	C. Maniago
	3	R. Paiment (b)	Apr. 13	St. Louis 1 at FLYERS 6 (None)	G. Hall
1968-69 (0)					
1969-70 (5)	4	A. Lacroix	Oct. 22	FLYERS 4 at Toronto 3	B. Gamble
	5	J. Johnson	Dec. 3	FLYERS 7 at Los Angeles 1	G. Desjardins
	6	A. Lacroix	Dec. 11	Toronto 3 at FLYERS 6	M. Edwards
	7	G. Dornhoefer	Jan. 8	Los Angeles 1 at FLYERS 4	W. Rutledge
	8	S. Nolet	Mar. 7	Boston 5 at FLYERS 5	G. Cheevers
1970-71 (3)	9	J. Johnson	Nov. 19	California 2 at FLYERS 6	G. Smith
	10	A. Lacroix	Nov. 29	Vancouver 2 at FLYERS 4	D. Wilson
	11	G. Dornhoefer (c)	Mar. 6	California 4 at FLYERS 4	C. Worthy
1971-72 (3)	12	S. Nolet	Oct. 31	Montreal 3 at FLYERS 5	K. Dryden
	13	B. Lesuk	Jan. 9	California 3 at FLYERS 10	G. Meloche (1), G. Kurt (2)
1972-73 (7)	14	B. Flett	Mar. 9	FLYERS 5 at Los Angeles 3	G. Edwards
	15	R. MacLeish	Nov. 9	Chicago 3 at FLYERS 5	T. Esposito
	16	G. Dornhoefer	Dec. 10	Toronto 2 at FLYERS 5	J. Plante
	17	B. Flett (c)	Jan. 21	FLYERS 4 at Buffalo 3	D. Dryden
	18	R. MacLeish (d)	Feb. 13	NY Islanders 2 at FLYERS 8	B. Smith
	19	B. Clarke	Feb. 17	FLYERS 7 at Montreal 6	M. Plasse (2), K. Dryden (1)
	20	R. MacLeish (d)	Mar. 4	Toronto 0 at FLYERS 10	R. Low (3), G. McRae (1)
1973-74 (8)	21	R. Lonsberry	Mar. 22	Vancouver 0 at FLYERS 9	D. Wilson
	22	D. Schultz	Jan. 3	NY Rangers 3 at FLYERS 4	P. McDuffe
	23	D. Schultz	Jan. 10	Minnesota 4 at FLYERS 7	F. Rivard
	24	B. Clarke	Feb. 2	Detroit 2 at FLYERS 12	J. Rutherford (2), B. McKenzie (1)
	25	R. Lonsberry	Feb. 2	Detroit 2 at FLYERS 12	J. Rutherford (1), B. McKenzie (2)
1974-75 (7)	26	S. Nolet	Mar. 7	Detroit 2 at FLYERS 6	J. Rutherford (1), D. Grant (2)
	27	B. Clarke	Mar. 28	FLYERS 3 at Atlanta 3	D. Bouchard
	28	B. Barber	Apr. 7	Minnesota 2 at FLYERS 6	F. Rivard
	29	R. MacLeish (b,c)	Apr. 11	Atlanta 1 at FLYERS 5	P. Myre
	30	R. Leach	Nov. 27	Detroit 2 at FLYERS 6	D. Grant
	31	R. Leach	Dec. 12	Minnesota 0 at FLYERS 6	P. LoPresti
	32	R. MacLeish	Mar. 5	FLYERS 9 at Minnesota 2	P. LoPresti
	33	R. MacLeish	Mar. 18	FLYERS 7 at Washington 2	R. Low
	34	R. Leach	Mar. 26	FLYERS 6 at California 2	G. Simmons
	35	R. MacLeish (b)	Apr. 13	Toronto 3 at FLYERS 6	G. McRae
1975-76 (7)	36	R. MacLeish (b)	May 13	NY Islanders 1 at FLYERS 4	G. Resch
	37	B. Barber	Oct. 26	FLYERS 7 at NY Rangers 2	E. Giacomini
	38	R. MacLeish	Dec. 19	FLYERS 7 at Washington 5	B. Wolfe
	39	R. Leach	Jan. 22	Atlanta 2 at FLYERS 7	P. Myre (2), D. Bouchard (1)
	40	O. Kindrachuk	Mar. 6	Detroit 1 at FLYERS 6	J. Rutherford
1976-77 (3)	41	B. Barber	Apr. 1	Washington 2 at FLYERS 11	R. Low
	42	D. Saleski (b)	Apr. 20	Toronto 1 at FLYERS 7	W. Thomas
	43	R. Leach (b,e)	May 6	Boston 3 at FLYERS 6	G. Gilbert
	44	R. MacLeish	Oct. 24	Colorado 3 at FLYERS 5	B. McKenzie
	45	R. MacLeish	Dec. 5	Cleveland 2 at FLYERS 6	G. Simmons
1977-78 (4)	46	D. Saleski	Mar. 13	Pittsburgh 0 at FLYERS 4	D. Herron
	47	D. Saleski	Oct. 16	St. Louis 0 at FLYERS 7	E. Johnston (2), E. Staniowski (1)
	48	T. Bladon (d)	Dec. 11	Cleveland 1 at FLYERS 11	G. Edwards (3), G. Meloche (1)
1978-79 (1)	49	R. MacLeish	Dec. 29	Minnesota 2 at FLYERS 5	P. LoPresti
	50	R. Lonsberry	Mar. 12	Colorado 2 at FLYERS 6	D. Favell
	51	R. MacLeish	Dec. 9	Boston 2 at FLYERS 9	G. Gilbert (2), G. Cheevers (1)

ALL-TIME FLYERS HAT TRICKS [REGULAR SEASON] 1967-2015

YEAR	NO.	PLAYER	DATE	SCORE	GOALTENDERS
1979-80 (6)	52	R. MacLeish	Nov. 11	Vancouver 4 at FLYERS 5	C. Ridley
	53	R. Leach	Dec. 6	Los Angeles 4 at FLYERS 9	R. Grahame (2), M. Lessard (1)
	54	B. Barber	Mar. 16	Colorado 4 at FLYERS 4	H. Astrom
	55	R. Leach	Apr. 3	Washington 2 at FLYERS 4	W. Stephenson (2), ENG (1)
	56	B. Barber (b,d)	May 4	FLYERS 5 at Minnesota 3	G. Meloche
1980-81 (7)	57	P. Holmgren (b)	May 15	NY Islanders 3 at FLYERS 8	B. Smith (2), G. Resch (1)
	58	R. MacLeish	Nov. 6	Los Angeles 2 at FLYERS 8	R. Grahame
	59	B. Clarke	Dec. 13	FLYERS 6 at Pittsburgh 5	G. Millen
	60	R. Leach	Feb. 8	Hartford 6 at FLYERS 6	J. Garrett
	61	B. Barber	Feb. 27	FLYERS 5 at Winnipeg 3	M. Mattsson
1981-82 (4)	62	T. Kerr	Mar. 19	Boston 3 at FLYERS 5	M. Baron
	63	B. Barber (b)	Apr. 9	Quebec 5 at FLYERS 8	D. Bouchard
	64	B. Propp (b,c)	Apr. 22	Calgary 4 at FLYERS 9	P. Riggan
	65	M. Bridgman	Oct. 29	Pittsburgh 4 at FLYERS 6	M. Dion
	66	B. Propp	Dec. 28	FLYERS 7 at Calgary 4	P. Riggan (2), R. Lemelin (1)
1982-83 (3)	67	R. Allison	Mar. 2	Winnipeg 7 at FLYERS 6	D. Soetaert
	68	T. Kerr	Apr. 4	Toronto 1 at FLYERS 7	M. Larocque
	69	D. Sittler	Nov. 28	FLYERS 5 at Vancouver 5	K. Ellacott
	70	B. Clarke	Dec. 27	FLYERS 8 at Detroit 4	G. Stefan
	71	D. Sittler	Jan. 8	FLYERS 7 at Hartford 4	G. Millen
1983-84 (4)	72	B. Barber	Jan. 5	Winnipeg 6 at FLYERS 7 (OT)	D. Soetaert
	73	D. Poulin	Jan. 21	NY Islanders 1 at FLYERS 7	B. Smith
	74	D. Poulin	Mar. 22	Pittsburgh 4 at FLYERS 13	D. Herron
	75	I. Sinisalo	Mar. 22	Pittsburgh 4 at FLYERS 13	D. Herron
	76	B. Propp	Oct. 18	Vancouver 2 at FLYERS 13	R. Brodeur (2), J. Garrett (1)
1984-85 (14)	77	I. Sinisalo	Oct. 18	Vancouver 2 at FLYERS 13	R. Brodeur (1), J. Garrett (2)
	78	T. Kerr (c,d)	Oct. 25	St. Louis 2 at FLYERS 7	M. Liut
	79	T. Kerr	Dec. 23	Washington 4 at FLYERS 7	P. Riggan
	80	L. Carson	Dec. 28	FLYERS 7 at Vancouver 4	R. Brodeur
	81	B. Propp	Jan. 13	Calgary 1 at FLYERS 7	D. Edwards
1985-86 (6)	82	T. Kerr (c,d)	Jan. 17	Detroit 5 at FLYERS 7	E. Mio
	83	I. Sinisalo	Feb. 5	FLYERS 5 at NY Islanders 7	K. Hrudef
	84	T. Kerr (c,d)	Feb. 9	FLYERS 5 at Washington 4	P. Riggan
	85	B. Propp	Mar. 5	FLYERS 5 at NY Islanders 4	K. Hrudef
	86	T. Kerr	Mar. 7	Washington 6 at FLYERS 9	P. Riggan (2), A. Jensen (1)
1986-87 (10)	87	D. Poulin	Mar. 7	Washington 6 at FLYERS 9	P. Riggan
	88	T. Kerr (b,c,d)	Apr. 13	FLYERS 6 at NY Rangers 5	G. Hanlon
	89	B. Propp (b,c)	Apr. 21	NY Islanders 2 at FLYERS 5	B. Smith
	90	T. Kerr	Nov. 3	Los Angeles 4 at FLYERS 7	B. Janecyk
	91	T. Kerr (c)	Nov. 9	Boston 3 at FLYERS 5	P. Peeters
1987-88 (10)	92	D. Poulin	Nov. 2	Pittsburgh 4 at FLYERS 7	D. Herron
	93	T. Kerr	Dec. 27	FLYERS 6 at Vancouver 1	W. Young
	94	B. Propp	Apr. 6	Washington 3 at FLYERS 5	P. Peeters
	95	P. Zedel(b)	Apr. 14	FLYERS 7 at NY Rangers 1	J. Vanbiesbrouck
	96	M. Craven	Nov. 13	Detroit 5 at FLYERS 7	G. Stefan
1988-89 (10)	97	T. Kerr (d)	Nov. 20	Chicago 1 at FLYERS 5	M. Bannerman
	98	B. Propp (d)	Dec. 2	St. Louis 1 at FLYERS 7	G. Millen
	99	T. Kerr	Dec. 18	NY Islanders 4 at FLYERS 9	B. Smith (2), K. Hrudef (1)
	100	D. Poulin	Dec. 18	NY Islanders 4 at FLYERS 9	B. Smith (2), K. Hrudef (1)
	101	T. Kerr	Dec. 21	St. Louis 6 at FLYERS 7	R. Wamsley
1989-90 (10)	102	P. Zedel	Jan. 28	FLYERS 7 at Buffalo 4	J. Cloutier
	103	B. Propp	Apr. 5	NY Islanders 9 at FLYERS 5	B. Smith
	104	T. Kerr (b)	Apr. 20	NY Islanders 2 at FLYERS 4	K. Hrudef
	105	P. Eklund (b)	May 10	FLYERS 6 at Montreal 3	B. Hayward (1), P. Roy (2)

ALL-TIME FLYERS HAT TRICKS [REGULAR SEASON] 1967-2015

YEAR	NO.	PLAYER	DATE	SCORE	GOALTENDERS
1987-88 (5)	106	M. Craven	Feb. 13	FLYERS 4 at Toronto 7	K. Wregget
	107	R. Tocchet	Feb. 21	Detroit 3 at FLYERS 5	G. Hanlon (2), ENG (1)
	108	R. Tocchet (d)	Feb. 27	FLYERS 8 at Los Angeles 6	G. Healy (3), ENG (1)
	109	R. Tocchet	Mar. 1	FLYERS 7 at Vancouver 3	K. McLean (1), F. Caprice (2)
1988-89 (8)	110	T. Kerr (c)	Mar. 26	Winnipeg 0 at FLYERS 6	D. Berthiaume
	111	B. Propp	Oct. 13	FLYERS 7 at Minnesota 6	J. Myllys
	112	T. Kerr	Nov. 12	Detroit 5 at FLYERS 4	G. Hanlon
	113	R. Tocchet	Nov. 20	New Jersey 1 at FLYERS 7	S. Burke
	114	D. Smith	Dec. 10	Chicago 4 at FLYERS 6	J. Waite (2), D. Pang (1)
	115	R. Tocchet	Dec. 17	FLYERS 7 at Toronto 1	J. Reese (2), A. Bester (1)
	116	T. Kerr	Jan. 21	FLYERS 7 at Winnipeg 3	E. Reddick
	117	T. Kerr	Feb. 22	FLYERS 6 at NY Rangers 4	B. Froese
	118	T. Kerr (b,c)	Apr. 19	FLYERS 4 at Pittsburgh 2	T. Barrasso
	119	R. Tocchet	Oct. 8	FLYERS 3 at Winnipeg 5	T. Draper
1989-90 (3)	120	T. Horacek	Dec. 3	FLYERS 6 at Los Angeles 3	K. Hruddy (2), M. Gosselin (1)
	121	R. Tocchet (d)	Jan. 25	Winnipeg 6 at FLYERS 8	B. Essensa (3), ENG (1)
	122	R. Tocchet	Jan. 24	Washington 1 at FLYERS 6	M. Liut
1990-91 (2)	123	P. Eklund	Mar. 23	NY Rangers 4 at FLYERS 7	M. Richter
1991-92 (1)	124	S. Duchesne	Dec. 19	NY Islanders 2 at FLYERS 6	G. Healy (2), ENG (1)
1992-93 (8)	125	G. Paslawski	Oct. 24	Montreal 7 at FLYERS 6	A. Racicot
	126	E. Lindros	Nov. 15	Ottawa 2 at FLYERS 7	P. Sidorkiewicz
	127	E. Lindros	Dec. 26	FLYERS 5 at Washington 5	J. Hrivnak (2), D. Beaupre (1)
	128	R. Brind'Amour	Dec. 29	FLYERS 10 at Los Angeles 2	K. Hruddy (1), R. Stauber (2)
	129	K. Dineen	Jan. 7	Washington 2 at FLYERS 8	J. Hrivnak (2), O. Kolzig (1)
	130	K. Dineen	Feb. 9	Ottawa 1 at FLYERS 8	P. Sidorkiewicz (1), D. Berthiaume (2)
	131	E. Lindros	Mar. 24	FLYERS 5 at NY Rangers 4	J. Vanbiesbrouck
	132	K. Dineen	Apr. 15	FLYERS 7 at Buffalo 4	G. Fuhr (1), D. Hasek (2)
	133	K. Dineen (d)	Oct. 31	FLYERS 9 at Chicago 6	E. Belfour
	134	K. Dineen	Nov. 24	Montreal 2 at FLYERS 9	A. Racicot (2), P. Roy (1)
1993-94 (5)	135	V. Butsayev	Dec. 2	FLYERS 6 at Vancouver 3	K. Whitmore
	136	E. Lindros	Jan. 19	St. Louis 3 at FLYERS 8	J. Hrivnak
	137	M. Renberg (c)	Feb. 15	FLYERS 6 at San Jose 4	A. Irbé
	138	J. Beranek	Feb. 2	NY Islanders 5 at FLYERS 4 (OT)	J. McLennan
	139	J. LeClair	Feb. 14	FLYERS 5 at Tampa Bay 2	D. Puppá
1994-95 (7)	140	E. Lindros	Feb. 23	FLYERS 6 at Quebec 6	S. Fiset
	141	J. LeClair	Feb. 25	FLYERS 7 at Montreal 0	P. Roy
	142	E. Lindros	Mar. 18	FLYERS 4 at Florida 3 (OT)	J. Vanbiesbrouck
	143	E. Lindros	Mar. 20	Montreal 4 at FLYERS 8	P. Roy
	144	J. LeClair (b)	May 21	NY Rangers 4 at FLYERS 5 (OT)	M. Richter
	145	E. Lindros	Feb. 3	FLYERS 7 at St. Louis 3	G. Fuhr (2), B. Racine (1)
	146	J. LeClair	Mar. 17	San Jose 2 at FLYERS 8	G. Sarjeant
	147	J. LeClair (c)	Mar. 31	Pittsburgh 1 at FLYERS 4	T. Barrasso
	148	D. Hawerchuk	Nov. 21	Pittsburgh 3 at FLYERS 7	K. Wregget
	149	J. LeClair (d)	Feb. 6	Montreal 5 at FLYERS 9	T. Vokoun (2), J. Theodore (2)
1995-96 (3)	150	J. LeClair	Feb. 26	FLYERS 8 at Ottawa 5	R. Tugnutt (2), M. Bales (1)
	151	T. Klatt	Mar. 1	FLYERS 5 at Boston 5	B. Ranford
	152	E. Lindros (d)	Mar. 19	FLYERS 6 at Toronto 3	F. Potvin
1996-97 (6)	153	E. Lindros (b)	May 20	FLYERS 6 at NY Rangers 3	M. Richter (2), ENG (1)

ALL-TIME FLYERS HAT TRICKS [REGULAR SEASON] 1967-2015

YEAR	NO.	PLAYER	DATE	SCORE	GOALTENDERS
1997-98 (3)	154	J. LeClair	Oct. 11	FLYERS 6 at Montreal 2	A. Moog
	155	E. Lindros	Dec. 11	NY Islanders 3 at FLYERS 4	T. Salo
	156	A. Daigle	Mar. 14	Detroit 1 at FLYERS 6	C. Osgood
1998-99 (2)	157	J. LeClair (c)	Oct. 16	FLYERS 5 at Tampa Bay 2	D. Puppa
	158	J. LeClair (d)	Nov. 29	Vancouver 2 at FLYERS 6	G. Snow
1999-00 (2)	159	E. Lindros	Dec. 9	Toronto 2 at FLYERS 4	G. Healy
	160	A. Delmore (b)	May 7	Pittsburgh 3 at FLYERS 6	R. Tugnutt (2), P. Skudra (1)
2000-01 (2)	161	J. LeClair	Dec. 6	Tampa Bay 3 at FLYERS 6	D. Cloutier
	162	K. Primeau	Mar. 8	Calgary 2 at FLYERS 5	F. Brathwaite (2), ENG (1)
2001-02 (3)	163	M. Recchi	Oct. 20	Washington 3 at FLYERS 6	O. Kolzig (2), C. Billington (1)
	164	J. Dopita (d)	Jan. 8	Atlanta 4 at FLYERS 7	M. Hnilecka (2), D. Rhodes (2)
2002-03 (2)	165	S. Gagne	Mar. 2	FLYERS 5 at NY Rangers 6	M. Richter
	166	M. Recchi	Oct. 12	FLYERS 5 at Calgary 4	R. Turek
	167	J. LeClair (d)	Oct. 15	FLYERS 6 at Montreal 2	J. Theodore
2003-04 (1)	168	K. Primeau (b)	May 2	Toronto 2 at FLYERS 7	E. Belfour (2), T. Kidd (1)
2005-06 (2)	169	S. Gagne	Nov. 5	Atlanta 3 at FLYERS 4	M. Dunham
	170	M. Richards	Feb. 8	NY Islanders 2 at FLYERS 5	G. Snow (2), ENG (1)
2006-07 (0)					None
2007-08 (7)	171	D. Briere	Nov. 21	FLYERS 6 at Carolina 3	C. Ward
	172	J. Lupul	Dec. 11	Pittsburgh 2 at FLYERS 8	D. Sabourin (2), T. Conklin
	173	R.J. Umberger	Dec. 11	Pittsburgh 2 at FLYERS 8	D. Sabourin (2), T. Conklin
	174	J. Lupul	Dec. 15	Carolina 6 at FLYERS 5	J. Grahame
	175	S. Hartnell (c)	Jan. 10	FLYERS 6 at NY Rangers 2	H. Lundqvist
	176	S. Hartnell	Jan. 19	FLYERS 5 at NY Islanders 3	R. DiPietro
	177	M. Knuble (c)	Feb. 2	Anaheim 0 at FLYERS 3	J. Hiller
	178	S. Hartnell	Dec. 11	Carolina 5 at FLYERS 6	M. Leighton
2008-09 (3)	179	S. Hartnell	Dec. 20	Washington 1 at FLYERS 7	J. Theodore
	180	J. Carter	Apr. 3	Toronto 5 at FLYERS 8	M. Gerber
2009-10 (3)	181	M. Richards	Oct. 6	FLYERS 6 at Washington 5	S. Varlamov
	182	S. Gagne (c)	Dec. 30	NY Rangers 0 at FLYERS 6	C. Johnson
	183	D. Briere	Feb. 13	Montreal 2 at FLYERS 6	J. Halak (2), Carey Price (1)
2010-11(3)	184	J. Carter (c)	Nov. 11	FLYERS 8 at Carolina 1	C. Ward/J. Peters
	185	V. Leino	Mar. 12	Atlanta 4 at FLYERS 5	C. Mason
2011-12 (2)	186	J. van Riemsdyk	Mar. 26	FLYERS 4 at NY Islanders 1	R. DiPietro
	187	D. Briere (c)	Jan. 7	Ottawa 2 at FLYERS 3	C. Anderson
	188	S. Hartnell (c)	Jan. 22	Bruins 6 at FLYERS 5	T. Thomas
2012-13 (4)	190	M. Read	Jan. 26	FLYERS 7 at Florida 1	J. Theodore (1), S. Clemmensen (2)
	191	J. Voracek	Feb. 20	FLYERS 6 at Pittsburgh 5	T. Vokoun
	192	S. Hartnell	Apr. 15	FLYERS 7 at Montreal 3	C. Price (2)/P. Budaj (1)
	193	W. Simmonds	Apr. 20	FLYERS 5 at Carolina 3	J. Peters
	194	V. Lecavalier	Oct. 26	FLYERS 5 at NY Islanders 2	K. Poulin
2013-14 (1)					None
2014-15 (0)					

NOTE: The Flyers' all-time "hat trick game" record is 168-11-9; 106-7-4 at home, 62-4-5 on the road. The Flyers have had two players with a hat trick on six occasions, all at home, and are 6-0 in those games.

(a)Game played in Quebec, (b) Playoffs, (c) Natural hat trick, (d) Four goals, (e) Five goals.

ALL-TIME HAT TRICKS VS FLYERS [REGULAR SEASON]

YEAR	NO.	PLAYER	DATE	SCORE	GOALTENDERS
1967-68 (2)	1	W. Connelly	Jan. 10	FLYERS 4 at Minnesota 6	Favell
	2	F. Smith (a)	Mar. 17	Toronto 4 at FLYERS 7	Parent
	3	R. Berenson (e)	Nov. 7	St. Louis 8 at FLYERS 0	Favell
1968-69 (4)	4	E. Joyal	Dec. 4	FLYERS 1 at Los Angeles 3	Parent
	5	Y. Cournoyer	Jan. 25	FLYERS 3 at Montreal 6	Parent
	6	J. Pappin	Jan. 30	Chicago 12 at FLYERS 0	Favell (1), Parent (2)
1969-70 (4)	7	R. Berenson	Nov. 1	FLYERS 0 at St. Louis 8	Parent (2), Favell (1)
	8	C. Koroll	Dec. 14	FLYERS 1 at Chicago 4	Favell
	9	A. Delvecchio	Jan. 3	Detroit 6 at FLYERS 1	Parent (1), Favell (2)
1970-71 (4)	10	R. Backstrom	Mar. 5	Montreal 5 at FLYERS 2	Parent
	11	P. Henderson	Dec. 26	FLYERS 1 at Toronto 9	Parent (2), Favell (1)
	12	M. Tardif	Dec. 27	Montreal 5 at FLYERS 2	Favell
1971-72 (5)	13	J. Bucyk	Jan. 3	Boston 4 at FLYERS 1	Favell
	14	J. Pappin (b)	Apr. 11	Chicago 6 at FLYERS 2	Gamble
	15	N. Ferguson	Oct. 13	FLYERS 5 at California 4	Gamble
1972-73 (1)	16	G. Unger	Oct. 30	FLYERS 4 at St. Louis 4	Gamble
	17	P. Esposito	Jan. 27	FLYERS 2 at Boston 4	Gamble (2), ENG (1)
	18	P. Esposito	Feb. 17	Boston 4 at FLYERS 1	Favell (2), ENG (1)
1973-74 (1)	19	Y. Cournoyer	Mar. 5	Montreal 4 at FLYERS 0	Taylor
	20	S. Vickers	Nov. 15	FLYERS 3 at NY Rangers 7	Belhumeur
	21	J. Lemaire	Oct. 25	Montreal 4 at FLYERS 0	Parent
1974-75 (0)				(None)	
1975-76 (3)	22	B. Nystrom	Dec. 30	FLYERS 2 at NY Islanders 6	Stephenson
	23	B. Clement	Jan. 27	FLYERS 4 at Atlanta 8	Taylor
	24	D. Sittler (b,d)	Apr. 22	FLYERS 5 at Toronto 8	Parent
1976-77 (4)	25	L. McDonald	Oct. 16	FLYERS 5 at Toronto 5	Parent
	26	B. Nystrom	Jan. 10	FLYERS 3 at NY Islanders 8	Parent
	27	E. Vail	Jan. 22	FLYERS 4 at Atlanta 4	Parent
1977-78 (2)	28	L. McDonald (b,c)	Apr. 17	FLYERS 6 at Toronto 5	Stephenson
	29	D. Sittler	Oct. 22	FLYERS 1 at Toronto 6	Stephenson (2), Parent (1)
	30	B. Schmautz	Dec. 23	FLYERS 1 at Boston 6	Stephenson
1978-79 (6)	31	J. Pronovost	Dec. 16	FLYERS 2 at Atlanta 7	Parent
	32	U. Nilsson	Jan. 21	FLYERS 5 at NY Rangers 5	Parent
	33	I. Boldirev	Mar. 15	Atlanta 4 at FLYERS 5	Stephenson
1979-80 (1)	34	S. Payne	Mar. 21	FLYERS 3 at Minnesota 7	Stephenson
	35	M. Fidler	Mar. 21	FLYERS 3 at Minnesota 7	Stephenson
	36	M. Bossy (c)	Apr. 7	FLYERS 2 at NY Islanders 9	Stephenson (3), Moore (1)
1980-81 (7)	37	R. Duguay (b)	Apr. 20	FLYERS 2 at NY Rangers 4	Peeters
	38	P. Gardner (c)	Dec. 13	FLYERS 6 at Pittsburgh 5	Myre
	39	S. Christoff	Jan. 22	Minnesota 4 at FLYERS 5	Peeters
1981-82 (14)	40	M. Tremblay	Jan. 24	FLYERS 3 at Montreal 6	Peeters
	41	W. Miller	Feb. 8	Hartford 6 at FLYERS 6	Myre
	42	W. Gretzky (c)	Mar. 7	Edmonton 5 at FLYERS 3	St. Croix
	43	D. Gare	Mar. 8	FLYERS 4 at Buffalo 8	Peeters
	44	M. Gartner	Mar. 24	Washington 5 at FLYERS 2	Peeters
	45	K. Acton	Oct. 27	FLYERS 2 at Montreal 11	Peeters
	46	S. Smyl	Oct. 31	Vancouver 8 at FLYERS 4	Peeters
	47	R. Duguay	Nov. 5	NY Rangers 6 at FLYERS 7	St. Croix
	48	P. Gardner	Nov. 7	FLYERS 2 at Pittsburgh 7	Lindbergh
	49	T. Tookey	Nov. 21	FLYERS 4 at Washington 10	St. Croix
1982-83 (3)	50	D. Maruk	Nov. 21	FLYERS 4 at Washington 10	St. Croix
	51	W. Gretzky (d)	Dec. 30	FLYERS 5 at Edmonton 7	Peeters (4), ENG (1)
	52	B. Trottier	Jan. 7	NY Islanders 5 at FLYERS 4	St. Croix
1983-84 (14)	53	D. Lever	Jan. 26	FLYERS 4 at Colorado 7	Peeters
	54	W. Gretzky	Jan. 31	FLYERS 4 at Edmonton 7	St. Croix
	55	B. Trottier (d)	Feb. 13	FLYERS 2 at NY Islanders 8	Peeters
	56	K. Nilsson (c)	Feb. 27	FLYERS 9 at Calgary 8	Peeters
	57	W. Lindstrom (d)	Mar. 2	Winnipeg 7 at FLYERS 6	Peeters
	58	R. Ruotsalainen	Mar. 17	FLYERS 2 at NY Rangers 5	Lindbergh
	59	B. Pederson	Dec. 5	FLYERS 4 at Boston 6	Lindbergh
	60	B. Stoughton	Dec. 11	FLYERS 4 at Hartford 7	Lindbergh
	61	M. Hallin	Mar. 19	FLYERS 2 at NY Islanders 9	Froese

ALL-TIME HAT TRICKS VS FLYERS [REGULAR SEASON]

YEAR	NO.	PLAYER	DATE	SCORE	GOALTENDERS
1983-84 (3)	62	R. Vaive	Oct. 23	Toronto 5 at FLYERS 8	Lindbergh
	63	B. MacLellan (c)	Nov. 3	Los Angeles 6 at FLYERS 5	Lindbergh
	64	B. Gustafsson (d)	Jan. 8	Washington 7 at FLYERS 1	Lindbergh
1984-85 (1)	65	W. Gretzky (b)	May 25	FLYERS 3 at Edmonton 4	Lindbergh
1985-86 (3)	66	P. Gagne	Oct. 10	New Jersey 6 at FLYERS 5	Lindbergh
	67	W. Gretzky	Dec. 31	FLYERS 3 at Edmonton 4	Froese
	68	P. Verbeek	Mar. 8	FLYERS 3 at New Jersey 7	Jensen (1), Froese (2)
1986-87 (2)	69	S. Burr	Nov. 13	Detroit 5 at FLYERS 7	Hextall
	70	M. Bossy	Nov. 29	FLYERS 6 at NY Islanders 5	Hextall
	71	P. Verbeek	Jan. 10	New Jersey 7 at FLYERS 5	Laforest
1987-88 (3)	72	H. Loob (c)	Mar. 3	FLYERS 3 at Calgary 6	Hextall
	73	G. Anderson (c)	Mar. 4	FLYERS 4 at Edmonton 7	Laforest
	74	M. Lemieux	Oct. 18	FLYERS 2 at Pittsburgh 4	Hextall
1988-89 (7)	75	S. Yzerman	Nov. 4	FLYERS 4 at Detroit 3	Laforest
	76	S. Yzerman	Nov. 12	Detroit 5 at FLYERS 4	Hextall
	77	B. Nicholls	Nov. 22	Los Angeles 6 at FLYERS 1	Hextall
	78	M. Ridley	Dec. 6	FLYERS 3 at Washington 4	Laforest
	79	G. Leeman	Mar. 19	Toronto 6 at FLYERS 8	Wregget
	80	M. Lemieux (b,d)	Apr. 25	FLYERS 7 at Pittsburgh 10	Hextall (4), ENG (1)
1989-90 (6)	81	S. Turgeon	Oct. 5	New Jersey 6 at FLYERS 2	Wregget
	82	A. Secord	Jan. 11	Chicago 5 at FLYERS 4	Wregget
	83	G. Courtmell	Jan. 28	FLYERS 2 at Washington 7	Wregget (2), Peeters (1)
	84	T. Tanti	Jan. 30	FLYERS 6 at Pittsburgh 3	Wregget
	85	J. Cullen	Feb. 20	FLYERS 4 at Pittsburgh 6	Wregget (2), ENG (1)
	86	M. Messier (c)	Mar. 3	FLYERS 3 at Edmonton 5	Hextall
1990-91 (2)	87	P. LaFontaine	Oct. 27	FLYERS 2 at NY Islanders 5	Hextall (2), Wregget (1)
	88	M. Lemieux	Mar. 26	Pittsburgh 3 at FLYERS	Peeters
1991-92 (2)	89	K. Stevens (c)	Nov. 29	Pittsburgh 9 at FLYERS 3	Wregget (3), Roussel (1)
	90	D. Hunter	Mar. 20	FLYERS 7 at Washington 6	Hextall
	91	V. Prokhorov	Oct. 31	FLYERS 4 at St. Louis 6	Roussel (2), Beauregard (1)
	92	M. Lemieux (c)	Mar. 20	FLYERS 3 at Pittsburgh 9	Soderstrom (2), Roussel (1)
1993-94 (2)	93	E. Olczyk	Mar. 24	FLYERS 5 at NY Rangers 4	Soderstrom
	94	K. Tkachuk	Oct. 23	Winnipeg 9 at FLYERS 6	Soderstrom
	95	T. Fleury	Mar. 31	Calgary 4 at FLYERS 1	Soderstrom (2), ENG (1)
1994-95 (1)	96	C. Neely	Jan. 22	FLYERS 1 at Boston 4	Roussel
1995-96 (2)	97	M. Lemieux	Jan. 27	FLYERS 4 at Pittsburgh 7	Snow (2), Hextall (1)
	98	P. Forsberg	Feb. 11	Colorado 5 at FLYERS 3	Hextall
1996-97 (1)	99	W. Gretzky (b)	May 18	NY Rangers 5 at FLYERS 4	Snow
1997-98 (2)	100	Z. Palffy	Jan. 28	FLYERS 1 at NY Islanders 6	Snow
	101	R. McKay	Mar. 24	FLYERS 2 at New Jersey 3	Hextall
	102	P. Bure	Jan. 26	Florida 3 at FLYERS 3	Vanbiesbrouck
1998-99 (3)	103	P. Nedved	Feb. 28	FLYERS 5 at NY Rangers 6	Vanbiesbrouck
	104	A. Yashin	Mar. 4	Ottawa 5 at FLYERS 0	Pelletier
	105	P. Bondra	Oct. 12	FLYERS 4 at Washington 5	Vanbiesbrouck
1999-00 (2)	106	B. Savage	Oct. 14	Montreal 5 at FLYERS 4	Boucher
	107	A. Kovalev	Nov. 8	FLYERS 2 at Pittsburgh 5	Boucher
2000-01 (3)	108	S. Konowalchuk	Nov. 18	Washington 3 at FLYERS 5	Boucher
	109	A. Kovalev	Feb. 7	FLYERS 4 at Pittsburgh 9	Cechmanek (2), Boucher (1)
	110	O. Petrov	Jan. 14	FLYERS 5 at Montreal 3	Boucher
2001-02 (3)	111	P. Kariya	Feb. 6	FLYERS 4 at Anaheim 5	Boucher
	112	E. Lindros	Mar. 2	FLYERS 5 at NY Rangers 6	Cechmanek (1), Boucher (2)
2002-03 (2)	113	D. Heatley	Jan. 13	Atlanta 7 at FLYERS 4	Esche (2), Cechmanek (1)
	114	A. Mogilny (b)	Apr. 9	Toronto 5 at FLYERS 3	Cechmanek (2), ENG (1)
2003-04 (1)	115	F. Modin	Jan. 3	FLYERS 1 at Tampa Bay 6	Esche

ALL-TIME HAT TRICKS VS FLYERS [REGULAR SEASON]

YEAR	NO.	PLAYER	DATE	SCORE	GOALTENDERS
2005-06 (9)	116	E. Staal	Oct. 28	FLYERS 6 at Carolina 8	Niittymaki
	117	V. Prospal	Nov. 14	FLYERS 2 at Tampa Bay 5	Esche (2), ENG (1)
	118	J. Blake	Nov. 26	NY Islanders 4 at FLYERS 2	Niittymaki (2), ENG (1)
	119	J. Bulis	Jan. 25	Montreal 5 at FLYERS 3	Esche
	120	F. Modin	Jan. 28	Tampa Bay 6 at FLYERS 0	Niittymaki
	121	M. Ryder	Feb. 5	FLYERS 0 at Montreal 5	Niittymaki
	122	J. Jagr	Mar. 22	FLYERS 6 at NY Rangers 3	Esche
	123	J-P Dumont (b)	Apr. 24	FLYERS 2 at Buffalo 8	Esche (2), Niittymaki (1)
	124	J. Pominville (b)	Apr. 24	FLYERS 2 at Buffalo 8	Esche (1), Niittymaki (2)
	125	S. Crosby	Oct. 28	Pittsburgh 8 at FLYERS 2	Niittymaki (2), Esche (1)
	126	M. Straka	Jan. 4	FLYERS 2 at NY Rangers 3	Esche
	127	J. Blake	Feb. 27	FLYERS 5 at NY Islanders 6	Niittymaki
				(None)	
2007-08 (0)				(None)	
2008-09 (0)					
2009-10 (2)	128	D. Heatley	Nov. 20	FLYERS at San Jose	R. Emery
	129	A. Kovalev	Jan. 3	FLYERS at Ottawa	B. Boucher
2010-11 (2)	130	S. Stamkos	Nov. 18	Tampa Bay at FLYERS	B. Boucher/S. Bobrovsky
	131	P. Elias	Apr. 1	FLYERS at New Jersey	B. Boucher
2011-12 (1)	132	R. Callahan	Feb. 11	NY Rangers 5 at FLYERS 2	S. Bobrovsky
2012-13 (0)				(None)	
2013-14 (3)	133	J. Ward	Nov. 1	Washington 7 at FLYERS 0	Mason
	134	T. Seguin	Dec. 7	FLYERS 1 at Dallas 5	Mason
	135	J. Pavelski	Feb. 27	San Jose 7 at FLYERS 3	Mason/Emery
2014-15 (1)	136	J. Jagr	Jan. 3	FLYERS 2 at New Jersey 5	Emery (2), Mason (1)

YEAR	NO.	DATE	OPPONENT	SCORE	FLYERS GOALIE	YEAR	NO.	DATE	OPPONENT	SCORE	FLYERS GOALIE
1967-68 (8)	1	Oct. 19	PITTSBURGH	1-0	Favell	1974-75 (13)	35	Dec. 16	NY ISLANDERS	4-0	Parent
	2	Dec. 8	Los Angeles	3-0	Favell		36	Jan. 13	ATLANTA	1-0	Parent
	3	Dec. 16	St. Louis	1-0	Parent		37	Jan. 19	LOS ANGELES	2-0	Parent
	4	Dec. 21	MINNESOTA	6-0	Parent		38	Jan. 25	California	5-0	Parent
	5	Dec. 30	Los Angeles	2-0	Favell		39	Mar. 3	MONTREAL	6-0	Parent
	6	Mar. 10	MINNESOTA	2-0	Parent		40	Apr. 4	NY ISLANDERS	4-0	Parent
	7	Mar. 14	LOS ANGELES	0-0	Parent		41	Nov. 2	Montreal	3-0	Parent
	8	Mar. 28	ST. LOUIS	2-0	Favell		42	Nov. 7	MINNESOTA	2-0	Parent
1968-69 (2)	9	Oct. 17	PITTSBURGH	3-0	Parent		43	Nov. 10	CALIFORNIA	3-0	Parent
	10	Nov. 9	Pittsburgh	3-0	Favell		44	Dec. 1	KANSAS CITY	10-0	Parent
1969-70 (4)	11	Oct. 26	ST. LOUIS	0-0	Parent		45	Dec. 12	MINNESOTA	6-0	Parent
	12	Dec. 21	PITTSBURGH	4-0	Parent		46	Dec. 22	PITTSBURGH	4-0	Parent
	13	Jan. 24	Minnesota	6-0	Favell		47	Jan. 1	Vancouver	2-0	Parent
	14	Jan. 25	ST. LOUIS	2-0	Parent		48	Jan. 16	WASHINGTON	4-0	Parent
	15	Oct. 17	Pittsburgh	0-0	Parent		49	Feb. 1	BUFFALO	6-0	Parent
1970-71 (4)	16	Dec. 4	California	4-0	Parent		50	Mar. 1	KANSAS CITY	3-0	Stephenson
	17	Jan. 14	TORONTO	3-0	Favell		51	Mar. 13	PITTSBURGH	6-0	Parent
	18	Feb. 17	Los Angeles	4-0	Favell		52	Mar. 16	LOS ANGELES	3-0	Parent
	19	Oct. 16	Los Angeles	1-0	Favell		53	Mar. 22	MINNESOTA	4-0	Parent
1971-72 (7)	20	Nov. 18	LOS ANGELES	2-0	Gamble	1975-76 (1)	54	Nov. 2	KANSAS CITY	10-0	Stephenson
	21	Dec. 5	CALIFORNIA	3-0	Favell		55	Oct. 10	LOS ANGELES	1-0	Parent
	22	Dec. 16	BUFFALO	5-0	Favell	1976-77 (8)	56	Oct. 28	PITTSBURGH	3-0	Parent
	23	Jan. 30	PITTSBURGH	4-0	Gamble		57	Nov. 16	DETROIT	2-0	Parent
	24	Mar. 2	MINNESOTA	3-0	Favell		58	Dec. 18	St. Louis	2-0	Parent
	25	Mar. 25	CALIFORNIA	3-0	Favell		59	Dec. 30	Los Angeles	2-0	Stephenson
	26	Feb. 25	California	7-0	Favell		60	Jan. 27	St. Louis	2-0	Stephenson
	27	Mar. 4	TORONTO	10-0	Favell		61	Feb. 3	CHICAGO	6-0	Parent
	28	Mar. 22	VANCOUVER	9-0	Favell		62	Mar. 13	PITTSBURGH	4-0	Stephenson
1972-73 (3)	29	Oct. 11	TORONTO	2-0	Parent	1977-78 (10)	63	Oct. 16	ST. LOUIS	7-0	Stephenson
	30	Oct. 13	NY Islanders	6-0	Parent		64	Oct. 20	PITTSBURGH	11-0	Parent
	31	Oct. 27	Pittsburgh	6-0	Parent		65	Nov. 13	DETROIT	3-0	Stephenson
	32	Nov. 1	CHICAGO	1-0	Parent		66	Nov. 20	ATLANTA	4-0	Parent
	33	Nov. 4	PITTSBURGH	7-0	Parent		67	Nov. 27	LOS ANGELES	2-0	Stephenson
	34	Nov. 24	St. Louis	1-0	Parent		68	Nov. 29	Vancouver	3-0	Parent

ALL-TIME FLYERS SHUTOUTS [REGULAR SEASON]

YEAR	NO.	DATE	OPPONENT	SCORE	FLYERS GOALIE	YEAR	NO.	DATE	OPPONENT	SCORE	FLYERS GOALIE
	69	Dec. 21	Cleveland	4-0	Parent	1995-96 (5)	126	Oct. 14	NY Islanders	3-0	Roussel
	70	Feb. 2	COLORADO	3-0	Parent		127	Dec. 14	TAMPA BAY	4-0	Hextall
	71	Feb. 6	ST. LOUIS	2-0	Parent		128	Mar. 16	WINNIPEG	3-0	Hextall
	72	Apr. 6	NY RANGERS	3-0	Parent		129	Mar. 23	Toronto	4-0	Hextall
1978-79 (8)	73	Oct. 26	TORONTO	5-0	Parent		130	Mar. 25	HARTFORD	3-0	Hextall
	74	Nov. 12	Vancouver	4-0	Parent	1996-97 (7)	131	Oct. 22	ANAHEIM	3-0	Hextall
	75	Nov. 30	ST. LOUIS	3-0	Stephenson		132	Dec. 14	Hartford	4-0	Snow
	76	Dec. 10	NY Rangers	4-0	Parent		133	Dec. 15	BOSTON	6-0	Hextall
	77	Jan. 7	LOS ANGELES	3-0	Parent		134	Dec. 19	NY ISLANDERS	5-0	Snow
	78	Mar. 6	COLORADO	5-0	Moore		135	Dec. 21	ST. LOUIS	4-0	Hextall
	79	Mar. 14	Chicago	4-0	Stephenson		136	Mar. 9	WASHINGTON	5-0	Hextall
	80	Mar. 29	VANCOUVER	5-0	Moore		137	Mar. 23	COLORADO	2-0	Hextall
1979-80 (1)	81	Feb. 2	Pittsburgh	4-0	Peeters	1997-98 (6)	138	Nov. 11	OTTAWA	1-0	Hextall
1980-81 (4)	82	Oct. 28	CALGARY	8-0	Peeters		139	Dec. 14	TAMPA BAY	3-0	Hextall
	83	Dec. 18	COLORADO	2-0	St. Croix		140	Dec. 20	FLORIDA	2-0	Snow
	84	Jan. 21	Pittsburgh	5-0	Peeters		141	Dec. 31	Vancouver	8-0	Hextall
	85	Mar. 30	NY Rangers	0-0	St. Croix		142	Jan. 20	BUFFALO	3-0	Hextall
1981-82 (0)					None		143	Apr. 2	LOS ANGELES	3-0	Burke
1982-83 (7)	86	Nov. 27	Los Angeles	4-0	Lindbergh	1998-99 (7)	144	Oct. 9	NY Rangers	1-0	Vanbiesbrouck
	87	Dec. 4	Pittsburgh	0-0	Lindbergh		145	Dec. 12	Toronto	3-0	Vanbiesbrouck
	88	Jan. 16	NY Rangers	4-0	Froese		146	Jan. 7	NY ISLANDERS	5-0	Vanbiesbrouck
	89	Jan. 22	NY Islanders	1-0	Froese		147	Jan. 9	CAROLINA	2-0	Hextall/ Vanbiesbrouck
	90	Feb. 5	Los Angeles	2-0	Lindbergh		148	Jan. 11	NASHVILLE	8-0	Vanbiesbrouck
	91	Feb. 20	NEW JERSEY	3-0	Froese		149	Jan. 13	Washington	3-0	Vanbiesbrouck
1983-84 (3)	92	Feb. 27	NY ISLANDERS	2-0	Froese		150	Jan. 18	Ottawa	5-0	Vanbiesbrouck
	93	Dec. 22	NEW JERSEY	5-0	Lindbergh	1999-00 (7)	151	Oct. 20	NY RANGERS	5-0	Vanbiesbrouck
	94	Jan. 19	NEW JERSEY	2-0	Froese		152	Oct. 22	NY Rangers	2-0	Vanbiesbrouck
	95	Feb. 5	TORONTO	7-0	Froese		153	Oct. 24	FLORIDA	2-0	Vanbiesbrouck
1984-85 (3)	96	Nov. 9	ST. LOUIS	6-0	Lindbergh		154	Dec. 18	TAMPA BAY	4-0	Boucher
	97	Mar. 30	NY RANGERS	3-0	Froese		155	Mar. 4	Boston	3-0	Boucher
1985-86 (8)	98	Apr. 4	NY ISLANDERS	3-0	Lindbergh		156	Mar. 21	Nashville	2-0	Boucher
	99	Oct. 24	HARTFORD	3-0	Lindbergh		157	Apr. 8	BOSTON	3-0	Boucher
	100	Nov. 21	HARTFORD	3-0	Froese	2000-01 (11)	158	Oct. 26	NY RANGERS	3-0	Boucher
	101	Dec. 7	NY RANGERS	4-0	Froese		159	Nov. 4	BUFFALO	3-0	Cechmanek
	102	Jan. 9	WASHINGTON	4-0	Jensen		160	Nov. 9	EDMONTON	2-0	Cechmanek
	103	Jan. 12	CALGARY	3-0	Froese		161	Jan. 12	Tampa Bay	3-0	Cechmanek
	104	Jan. 25	St. Louis	1-0	Jensen		162	Jan. 22	LOS ANGELES	3-0	Cechmanek
	105	Feb. 12	Buffalo	4-0	Froese		163	Feb. 1	NY ISLANDERS	2-0	Cechmanek
	106	Mar. 13	WASHINGTON	2-0	Froese		164	Feb. 19	CAROLINA	4-0	Cechmanek
1986-87 (1)	107	Jan. 6	NEW JERSEY	4-0	Hextall		165	Feb. 24	TAMPA BAY	0-0	Cechmanek
1987-88 (1)	108	Mar. 26	WINNIPEG	6-0	Laforest		166	Mar. 1	BUFFALO	2-0	Cechmanek
1988-89 (0)					None		167	Mar. 15	MINNESOTA	3-0	Cechmanek
1989-90 (1)	109	Feb. 15	TORONTO	3-0	Peeters		168	Mar. 31	DETROIT	1-0	Cechmanek
1990-91 (1)	110	Nov. 11	VANCOUVER	2-0	Peeters	2001-02 (7)	169	Oct. 30	Washington	3-0	Boucher
1991-92 (4)	111	Dec. 21	Minnesota	3-0	Hextall		170	Oct. 31	PITTSBURGH	3-0	Boucher
	112	Feb. 8	Quebec	3-0	Hextall		171	Nov. 15	WASHINGTON	5-0	Boucher/ Cechmanek
	113	Feb. 27	Calgary	3-0	Roussel		172	Dec. 1	TAMPA BAY	2-0	Cechmanek
	114	Mar. 1	San Jose	1-0	Hextall		173	Jan. 19	Toronto	3-0	Cechmanek
1992-93 (6)	115	Jan. 10	EDMONTON	4-0	Soderstrom		174	Feb. 9	St. Louis	5-0	Cechmanek
	116	Feb. 11	MONTREAL	0-0	Soderstrom		175	Feb. 27	New Jersey	1-0	Cechmanek
	117	Mar. 5	Washington	3-0	Soderstrom	2002-03 (8)	176	Dec. 14	BUFFALO	2-0	Esche
	118	Apr. 4	TORONTO	4-0	Soderstrom		177	Jan. 3	Anaheim	1-0	Esche
	119	Apr. 10	Toronto	4-0	Soderstrom		178	Jan. 9	NY Islanders	4-0	Cechmanek
	120	Apr. 12	NY RANGERS	1-0	Roussel		179	Feb. 20	LOS ANGELES	5-0	Cechmanek
1993-94 (3)	121	Oct. 15	Washington	3-0	Roussel		180	Feb. 25	Chicago	2-0	Cechmanek
	122	Nov. 26	TAMPA BAY	3-0	Soderstrom		181	Mar. 4	VANCOUVER	3-0	Cechmanek
	123	Dec. 27	Buffalo	2-0	Soderstrom		182	Mar. 29	PITTSBURGH	3-0	Cechmanek
1994-95 (2)	124	Feb. 25	Montreal	7-0	Hextall						
	125	May 2	NY Islanders	2-0	Roussel						

ALL-TIME FLYERS SHUTOUTS [REGULAR SEASON]

YEAR	NO.	DATE	OPPONENT	SCORE	FLYERS GOALIE	YEAR	NO.	DATE	OPPONENT	SCORE	FLYERS GOALIE
2003-04 (7)	183	Apr. 1	COLUMBUS	4-0	Cechmanek	2010-11 (0)					None
	184	Oct. 9	BUFFALO	2-0	Hackett	2011-12 (5)	209	Oct. 8	NEW JERSEY	3-0	Bryzgalov
	185	Oct. 16	San Jose	0-0	Hackett		210	Mar. 4	WASHINGTON	1-0	Bryzgalov
	186	Oct. 27	MONTREAL	5-0	Esche		211	Mar. 8	Florida	5-0	Bryzgalov
	187	Nov. 15	ATLANTA	4-0	Hackett		212	Mar. 10	TORONTO	1-0	Bryzgalov
	188	Jan. 17	Toronto	4-0	Esche		213	Mar. 13	New Jersey	3-0	Bryzgalov
	189	Mar. 20	NY RANGERS	3-0	Esche	2012-13 (1)	214	Feb. 18	N.Y. Islanders	7-0	Bryzgalov
2005-06 (3)	190	Apr. 1	Montreal	2-0	Burke	2011-12 (6)	209	Oct. 8	NEW JERSEY	3-0	Bryzgalov
	191	Dec. 6	CALGARY	1-0	Niittymaki (SOL)		210	Feb. 7	N.Y. ISLANDERS	0-1	Bryzgalov (SOL)
	192	Jan. 2	Boston	1-0	Niittymaki		211	Mar. 4	WASHINGTON	1-0	Bryzgalov
	193	Mar. 15	Florida	4-0	Esche		212	Mar. 8	Florida	5-0	Bryzgalov
2006-07 (1)	194	Oct. 30	CHICAGO	3-0	Esche	2013 (1)	213	Mar. 10	TORONTO	1-0	Bryzgalov (SOW)
2007-08 (6)	195	Oct. 16	ATLANTA	4-0	Biron	2012-13 (1)	214	Mar. 13	New Jersey	3-0	Bryzgalov
	196	Oct. 18	NEW JERSEY	4-0	Biron		215	Feb. 18	N.Y. ISLANDERS	7-0	Bryzgalov
	197	Dec. 30	Florida	1-0	Niittymaki		216	Nov. 2	New Jersey	1-0	Emery
	198	Feb. 2	ANAHEIM	3-0	Biron		217	Nov. 12	Ottawa	5-0	Mason
2008-09 (3)	199	Apr. 4	NEW JERSEY	3-0	Biron	2013-14 (6)	218	Jan. 28	Detroit	5-0	Mason
	200	Apr. 6	PITTSBURGH	2-0	Biron		219	Feb. 1	Los Angeles	2-0	Mason
	201	Oct. 28	Atlanta	7-0	Niittymaki		220	Mar. 15	Pittsburgh	4-0	Mason
	202	Nov. 21	Buffalo	3-0	Biron		221	Apr. 1	St. Louis	0-1	Emery (SOL)
2009-10 (5)	203	Feb. 25	LOS ANGELES	2-0	Biron	2014-15 (3)	222	Nov. 24	NY Islanders	0-1	Mason (SOL)
	204	Oct. 2	CAROLINA	2-0	Emery		223	Jan. 31	TORONTO	1-0	Mason (SOL)
	205	Dec. 30	N.Y. RANGERS	6-0	Leighton		224	Mar. 12	St. Louis	0-1	Mason (SOL)
	206	Jan. 21	N.Y. Rangers	2-0	Emery						
	207	Feb. 1	CALGARY	3-0	Emery						
	208	Apr. 6	TORONTO	2-0	Boucher						

NOTES: Since the advent of the shootout in 2005-06, the Flyers have had six games reach the shootout with a 0-0 score. They are 2-4 in those games. They are noted above by SOW and SOL designations.

*For Flyers shutouts in the Playoffs, see Flyers Playoff Section

YEAR	NO.	DATE	OPPONENT	SCORE	FLYERS GOALIE	YEAR	NO.	DATE	OPPONENT	SCORE	FLYERS GOALIE		
1967-68 (9)	1	Nov. 15	Pittsburgh	5-0	H. Bassen	1971-72 (7)	32	Oct. 21	LOS ANGELES	7-0	G. Edwards		
	2	Dec. 10	CHICAGO	3-0	D. DeJordy		33	Nov. 3	Chicago	3-0	G. Smith		
	3	Jan. 25	MINNESOTA	3-0	C. Maniago		34	Nov. 7	MINNESOTA	3-0	G. Worsley		
	4	Jan. 28	LOS ANGELES	2-0	T. Sawchuk		35	Dec. 9	NYRANGERS	5-0	G. Villemure		
	5	Feb. 14	Oakland	4-0	G. Smith/ C. Hodge		36	Dec. 19	TORONTO	4-0	J. Plante		
	6	Mar. 2	NY Rangers	4-0	E. Giacomini		37	Jan. 11	Detroit	5-0	A. Smith		
	7	Mar. 14	LOS ANGELES	0-0	T. Sawchuk		38	Mar. 5	MONTREAL	4-0	K. Dryden		
	8	Mar. 27	St. Louis	3-0	G. Hall		1972-73 (3)	39	Oct. 14	Detroit	5-0	R. Edwards	
9	Mar. 30	PITTSBURGH	2-0	L. Binkley	40	Jan. 7		Buffalo	2-0	D. Dryden			
1968-69 (10)	10	Nov. 7	ST. LOUIS	8-0	J. Plante	1973-74 (2)		41	Mar. 1	LOS ANGELES	2-0	R. Vachon	
	12	Nov. 21	MONTREAL	3-0	G. Worsley			42	Oct. 20	Los Angeles	3-0	R. Vachon	
	13	Nov. 30	St. Louis	1-0	G. Hall			43	Oct. 25	MONTREAL	4-0	W. Thomas	
	14	Dec. 6	Oakland	4-0	G. Smith			1974-75 (2)	44	Jan. 11	Montreal	6-0	M. Larocque
	15	Dec. 12	TORONTO	1-0	J. Bower				45	Feb. 8	Minnesota	5-0	P. LoPresti
	16	Dec. 14	Montreal	1-0	T. Esposito				1975-76 (3)	46	Oct. 23	NY Islanders	3-0
	17	Jan. 16	MONTREAL	4-0	R. Vachon		47			Jan. 18	Chicago	2-0	T. Esposito
	18	Jan. 30	CHICAGO	12-0	D. DeJordy		48	Apr. 4		NY Rangers	2-0	J. Davidson	
19	Feb. 4	DETROIT	2-0	R. Edwards	1976-77 (3)	49	Oct. 7	NY ISLANDERS		3-0	G. Resch		
20	Feb. 15	CHICAGO	3-0	D. Dryden		50	Nov. 13	Pittsburgh	1-0	D. Wilson			
1969-70 (8)	21	Oct. 11	Minnesota	4-0		C. Maniago	51	Feb. 24	Buffalo	2-0	D. Edwards		
	22	Oct. 26	ST. LOUIS	0-0		J. Plante	1977-78 (2)	52	Dec. 18	MONTREAL	2-0	K. Dryden	
	23	Nov. 1	St. Louis	8-0	J. Plante	53		Feb. 23	Buffalo	4-0	D. Edwards		
	24	Dec. 20	St. Louis	3-0	J. Plante	1978-79 (4)		54	Oct. 21	Toronto	2-0	M. Palmateer	
	25	Jan. 31	CHICAGO	5-0	T. Esposito			55	Nov. 1	Atlanta	3-0	D. Bouchard	
	26	Mar. 21	Montreal	2-0	R. Vachon		56	Nov. 28	Montreal	3-0	K. Dryden		
	27	Apr. 2	ST. LOUIS	1-0	E. Wakely		57	Jan. 16	Atlanta	5-0	D. Bouchard		
	1970-71 (3)	28	Apr. 4	MINNESOTA	1-0	G. Worsley	1979-80 (1)	58	Mar. 20	TORONTO	3-0	M. Palmateer	
29		Oct. 17	Pittsburgh	0-0	L. Binkley	1980-81 (5)		59	Nov. 16	Boston	1-0	R. Vachon	
30		Dec. 12	BOSTON	1-0	G. Cheevers			60	Dec. 21	WASHINGTON	6-0	M. Palmateer	
31		Dec. 18	California	1-0	G. Smith			61	Feb. 5	BUFFALO	4-0	D. Edwards	
							62	Mar. 30	NY Rangers	0-0	S. Baker		
						63	Apr. 5	NY RANGERS	2-0	S. Baker			

ALL-TIME SHUTOUTS VS FLYERS 1967-2015

YEAR	NO.	DATE	OPPONENT	SCORE	FLYERS GOALIE	YEAR	NO.	DATE	OPPONENT	SCORE	FLYERS GOALIE
1981-82(2)	64	Nov. 14	Toronto	4-0	V. Tremblay	128	Nov. 29	TORONTO	3-0	E. Belfour	
	65	Feb. 21	BOSTON	1-0	M. Baron		129	Dec. 2	NEW JERSEY	1-0	M. Brodeur(OT)
1982-83(1)	66	Dec. 4	Pittsburgh	0-0	D. Herron	130	Dec. 28	Phoenix	4-0	S. Burke	
1983-84(1)	67	Jan. 27	Vancouver	4-0	R. Brodeur	131	Jan. 25	Boston	1-0	J. Hackett(OT)	
1984-85(1)	68	Dec. 26	Washington	6-0	P. Riffin	132	Jan. 28	TAMPA BAY	3-0	J. Grahame	
1985-86(1)	69	Mar. 27	BUFFALO	1-0	J. Cloutier	133	Feb. 10	MINNESOTA	1-0	M. Fernandez	
1986-87(2)	70	Dec. 6	Boston	5-0	B. Ranford	134	Feb. 12	Minnesota	2-0	D. Roloson	
	71	Feb. 16	CALGARY	5-0	R. Lemelin	2003-04(4)	135	Oct. 16	San Jose	0-0	E. Nabokov
1987-88(7)	72	Oct. 15	NY ISLANDERS	6-0	K. Hrudely		136	Oct. 21	Los Angeles	4-0	R. Cechmanek
	73	Oct. 27	New Jersey	4-0	A. Chevrier	137	Dec. 13	NEW JERSEY	2-0	M. Brodeur	
	74	Nov. 14	TORONTO	6-0	K. Wregget	138	Jan. 10	EDMONTON	3-0	T. Salo	
	75	Dec. 30	Edmonton	6-0	G. Fuhr	2005-06(4)	139	Jan. 9	New Jersey	3-0	M. Brodeur
	76	Jan. 31	Washington	1-0	P. Peeters(OT)		140	Jan. 28	TAMPA BAY	6-0	S. Burke
	77	Mar. 19	Pittsburgh	7-0	S. Guenette	141	Feb. 5	Montreal	5-0	C. Huet	
	78	Mar. 22	BOSTON	3-0	A. Moog	142	Mar. 12	Pittsburgh	2-0	M-A Fleury	
1988-89(1)	79	Jan. 26	WASHINGTON	1-0	C. Malarchuk	2006-07(5)	143	Oct. 5	Pittsburgh	4-0	M-A Fleury
1989-90(1)	80	Nov. 18	WINNIPEG	1-0	D. Berthiaume		144	Dec. 8	New Jersey	2-0	M. Brodeur
1990-91(6)	81	Dec. 8	Minnesota	7-0	B. Hayward	145	Feb. 7	NY Islanders	2-0	R. DiPietro	
	82	Dec. 22	Hartford	1-0	D. Reaugh	146	Mar. 12	Phoenix	4-0	M. Tellqvist	
	83	Feb. 2	HARTFORD	2-0	P. Sidorkiewicz	147	Mar. 21	NY Rangers	5-0	H. Lundqvist	
	84	Mar. 12	Los Angeles	6-0	K. Hrudely	2007-08(5)	148	Nov. 5	NY Rangers	2-0	H. Lundqvist
	85	Mar. 16	Washington	6-0	D. Beaupre		149	Jan. 4	New Jersey	3-0	M. Brodeur
	86	Mar. 28	WASHINGTON	3-0	D. Beaupre	150	Jan. 31	NY RANGERS	4-0	S. Valiquette	
1991-92(3)	87	Oct. 19	MONTREAL	1-0	R. Melanson	151	Feb. 9	NY RANGERS	2-0	S. Valiquette	
	88	Oct. 25	Winnipeg	2-0	B. Essensa	152	Feb. 16	Montreal	1-0	C. Price	
	89	Jan. 23	WINNIPEG	1-0	S. Beauregard	2008-09(3)	153	Dec. 27	Columbus	3-0	S. Mason
1992-93(3)	90	Oct. 17	New Jersey	2-0	C. Terreri		154	Jan. 31	St. Louis	4-0	C. Mason
	91	Dec. 23	PITTSBURGH	4-0	T. Barrasso	155	Mar. 1	New Jersey	3-0	M. Brodeur	
	92	Feb. 11	MONTREAL	0-0	A. Racicot	2009-10(6)	156	Nov. 28	ATLANTA	2-0	Hedberg
1993-94(5)	93	Dec. 4	Calgary	6-0	M. Vernon		157	Dec. 3	Vancouver	3-0	R. Luongo
	94	Jan. 6	Dallas	8-0	D. Wakaluk	158	Dec. 10	Ottawa	2-0	Elliott	
	95	Feb. 5	Boston	4-0	J. Casey	159	Jan. 14	TORONTO	4-0	Toskala	
	96	Feb. 13	PITTSBURGH	3-0	T. Barrasso	160	Feb. 3	EDMONTON	1-0	Deslauriers	
	97	Feb. 25	NY Islanders	2-0	R. Hextall	161	Mar. 23	OTTAWA	2-0	Elliot	
1994-95(3)	98	Feb. 6	Ottawa	3-0	D. Beaupre	2010-11(7)	162	Nov. 16	MONTREAL	3-0	C. Price
	99	Feb. 9	FLORIDA	3-0	J. Vanbiesbrouck		163	Dec. 1	Boston	3-0	T. Thomas
	100	Apr. 30	NY Rangers	2-0	G. Healy	164	Dec. 20	Florida	5-0	T. Vokoun	
1995-96(2)	101	Jan. 13	NY Rangers	4-0	G. Healy	165	Feb. 1	TAMPA BAY	4-0	D. Roloson	
	102	Mar. 3	Washington	3-0	J. Carey	166	Feb. 13	Los Angeles	1-0	J. Quick	
1996-97(2)	103	Oct. 13	CALGARY	1-0	T. Kidd	167	Mar. 6	N.Y. RANGERS	7-0	H. Lundqvist	
	104	Nov. 26	Boston	2-0	B. Ranford	168	Mar. 31	Atlanta	1-0	C. Mason	
1997-98(5)	105	Oct. 27	NEW JERSEY	5-0	M. Brodeur	2011-12(5)	169	Nov. 26	NY RANGERS	2-0	H. Lundqvist
	106	Nov. 20	SAN JOSE	3-0	M. Vernon		170	Dec. 17	Boston	6-0	T. Thomas
	107	Dec. 3	BOSTON	3-0	B. Dafeo	171	Feb. 7	NY Islanders	1-0	E. Nabokov	
	108	Jan. 24	Detroit	1-0	C. Osgood	172	Feb. 23	EDMONTON	2-0	D. Dubnyk	
	109	Feb. 4	Dallas	1-0	R. Turek	173	Feb. 28	SAN JOSE	1-0	A. Niemi	
1998-99(4)	110	Dec. 4	Buffalo	3-0	D. Hasek	2012-13(1)	214	Feb. 18	N.Y. ISLANDERS	7-0	Brygalov
	111	Mar. 4	OTTAWA	5-0	D. Rhodes		2012-13(4)	174	Jan. 22	NEW JERSEY	3-0
	112	Mar. 13	Pittsburgh	4-0	P. Skudra	175		Mar. 9	BOSTON	3-0	T. Rask
	113	Apr. 3	Boston	3-0	B. Dafeo	176	Apr. 13	BUFFALO	1-0	J. Enroth	
1999-00(6)	114	Oct. 2	OTTAWA	3-0	P. Lalime	177	Apr. 18	New Jersey	3-0	M. Brodeur	
	115	Oct. 7	CAROLINA	2-0	A. Irbé	2013-14(5)	178	Nov. 1	Washington	7-0	B. Holby
	116	Jan. 14	Atlanta	1-0	N. Maracle		179	Nov. 7	New Jersey	3-0	M. Brodeur
	117	Jan. 30	Washington	2-0	O. Kolzig	180	Dec. 2	Minnesota	2-0	J. Harding	
	118	Mar. 1	Dallas	2-0	E. Belfour	181	Apr. 1	St. Louis	1-0	R. Miller(SOW)	
	119	Apr. 2	Carolina	1-0	A. Irbé	182	Apr. 3	Columbus	2-0	S. Bobrovsky	
2000-01(3)	120	Nov. 24	PITTSBURGH	1-0	G. Snow	2014-15(7)	183	Oct. 21	Chicago	4-0	A. Raanta
	121	Nov. 30	Carolina	2-0	A. Irbé		184	Nov. 19	NY Rangers	2-0	C. Talbot
	122	Feb. 24	TAMPA BAY	0-0	K. Weekes	185	Nov. 24	NY Islanders	1-0	J. Halak(SOW)	
2001-02(3)	123	Dec. 6	NY ISLANDERS	2-0	G. Snow	186	Nov. 28	NY RANGERS	3-0	C. Talbot	
	124	Feb. 12	NY ISLANDERS	1-0	G. Snow(OT)	187	Jan. 14	Washington	1-0	B. Holby	
	125	Apr. 10	New Jersey	1-0	M. Brodeur	188	Jan. 15	VANCOUVER	4-0	R. Miller	
2002-03(9)	126	Nov. 7	NEW JERSEY	1-0	M. Brodeur	189	Mar. 12	St. Louis	1-0	B. Elliott(SOW)	
	127	Nov. 23	Toronto	6-0	E. Belfour						

For Flyers shutouts against in the Playoffs, see Flyers Playoff Section

ALL-TIME FLYERS REGULAR SEASON OVERTIME DECISIONS 1967-2015

GOAL SCORER	DATE	SCORE	OPPONENT	TIME	RECORD
Bobby Clarke	Nov. 20, 1983	6-5	vs. Pittsburgh	2:43	1-0
Ilkka Sinisalo	Jan. 5, 1984	7-6	vs. Winnipeg	2:32	2-0
Tim Kerr	Feb. 19, 1984	3-2	@ NY Rangers	1:33	3-0
Phil Housley	Feb. 21, 1984	4-5	vs. Buffalo	4:09	3-1
Paul MacLean	Dec. 11, 1984	4-5	@ Winnipeg	3:58	3-2
Dave Poulin	Mar. 5, 1985	5-4	@ NY Islanders	2:18	4-2
Murray Craven	Nov. 17, 1985	5-4	vs. NY Islanders	3:52	5-2
Murray Craven	Dec. 22, 1985	3-2	vs. Pittsburgh	2:12	6-2
Jari Kurri	Mar. 2, 1986	1-2	@ Edmonton	1:29	6-3
Doug Crossman	Mar. 15, 1986	6-5	@ Toronto	2:43	7-3
Ilkka Sinisalo	Apr. 5, 1986	4-3	@ Pittsburgh	1:49	8-3
Dave Poulin	Mar. 26, 1987	3-2	vs. Quebec	3:22	9-3
Larry Murphy	Apr. 4, 1987	2-3	@ Washington	3:19	9-4
Kelly Miller	Jan. 31, 1988	0-1	@ Washington	3:27	9-5
Dave Brown	Feb. 15, 1988	5-4	vs. Hartford	3:35	10-5
Dirk Graham	Mar. 13, 1988	4-5	@ Chicago	1:00	10-6
Denis Savard	Mar. 17, 1988	3-4	vs. Chicago	0:37	10-7
Ron Sutter	Oct. 9, 1988	4-3	vs. Buffalo	2:44	11-7
Jim Peplinski	Oct. 23, 1988	4-5	vs. Calgary	4:23	11-8
Joe Nieuwendyk	Nov. 10, 1988	2-3	vs. Calgary	1:29	11-9
Bob Sweeney	Nov. 24, 1988	1-2	@ Boston	0:08	11-10
Brett Hull	Mar. 16, 1989	3-4	vs. St. Louis	3:21	11-11
Mario Lemieux	Apr. 2, 1989	5-6	vs. Pittsburgh	3:38	11-12
Doug Smail	Nov. 18, 1989	0-1	vs. Winnipeg	1:32	11-13
Ron Sutter	Dec. 7, 1989	4-3	vs. Buffalo	0:24	12-13
Kirk Muller	Dec. 22, 1989	4-5	vs. New Jersey	1:18	12-14
Gino Cavallini	Jan. 4, 1990	4-5	@ St. Louis	2:44	12-15
Brian Leetch	Jan. 14, 1990	3-4	@ NY Rangers	1:16	12-16
Dan Quinn	Jan. 18, 1990	2-3	vs. Vancouver	4:39	12-17
Mike Bullard	Feb. 3, 1990	7-6	vs. Minnesota	3:51	13-17
Murray Baron	Mar. 13, 1991	5-4	@ Vancouver	3:09	14-17
Donald Audette	Nov. 8, 1991	3-4	@ Buffalo	1:29	14-18
Brad Jones	Dec. 22, 1991	4-3	vs. Washington	1:10	15-18
Viacheslav Fetisov	Feb. 18, 1992	3-4	@ New Jersey	1:42	15-19
Tony Amonte	Feb. 23, 1992	1-2	@ NY Rangers	4:21	15-20
Rod Brind'Amour	Mar. 12, 1992	5-4	vs. Calgary	1:54	16-20
Andrew Cassels	Apr. 15, 1992	3-4	vs. Hartford	1:38	16-21
Kevin Dineen	Nov. 14, 1992	4-3	@ Montreal	0:48	17-21
Claude Boivin	Dec. 3, 1992	3-2	vs. Quebec	2:03	18-21
Jaromir Jagr	Dec. 17, 1992	4-5	vs. Pittsburgh	2:50	18-22
Ric Nattress	Jan. 24, 1993	5-4	vs. Hartford	2:37	19-22
Bob Sweeney	Jan. 26, 1993	3-4	vs. Buffalo	2:23	19-23
Dimitry Yushkevich	Apr. 16, 1993	5-4	@ Hartford	1:25	20-23
Pierre Turgeon	Nov. 21, 1993	4-5	vs. NY Islanders	0:24	20-24
Kevin Dineen	Nov. 27, 1993	4-3	@ Tampa Bay	0:34	21-24
Guy Carbonneau	Jan. 30, 1994	4-5	@ Montreal	2:29	21-25
Sergei Makarov	Feb. 3, 1994	2-3	vs. San Jose	3:13	21-26
Eric Lindros	Feb. 10, 1994	4-3	vs. Florida	0:50	22-26
Rod Brind'Amour	Feb. 24, 1994	5-4	vs. NY Islanders	1:25	23-26
Neal Broten	Mar. 8, 1994	3-4	vs. Dallas	2:43	23-27
Garry Valk	Mar. 27, 1994	2-3	vs. Anaheim	0:24	23-28
Ray Ferraro	Feb. 2, 1995	4-5	vs. NY Islanders	1:43	23-29
Eric Lindros	Mar. 18, 1995	4-3	@ Florida	2:13	24-29
Rod Brind'Amour	Apr. 16, 1995	4-3	vs. Pittsburgh	1:30	25-29
John LeClair	Apr. 22, 1995	4-3	@ New Jersey	0:54	26-29
Chris Therien	Nov. 19, 1995	3-2	vs. Vancouver	0:32	27-29
Kevin Haller	Nov. 29, 1995	2-1	@ Florida	4:30	28-29
Bill Guerin	Dec. 19, 1995	4-5	@ New Jersey	2:13	28-30
Steve Konowalchuk	Jan. 28, 1996	2-3	@ Washington	4:20	28-31
Eric Desjardins	Feb. 1, 1996	3-2	vs. Montreal	4:30	29-31
Bill Guerin	Mar. 10, 1996	2-3	vs. New Jersey	3:45	29-32
Bob Corkum	Mar. 29, 1996	6-5	@ Buffalo	3:50	30-32
Rod Brind'Amour	Oct. 10, 1996	5-4	vs. Los Angeles	0:33	31-32
Eric Lindros	Feb. 22, 1997	4-3	@ Florida	4:03	32-32
Fredrik Claussn	Mar. 8, 1997	2-3	@ Pittsburgh	0:19	32-33
Mike Peca	Mar. 11, 1997	2-3	@ Buffalo	0:42	32-34
Eric Lindros	Mar. 13, 1997	5-4	vs. Edmonton	4:16	33-34

ALL-TIME FLYERS REGULAR SEASON OVERTIME DECISIONS 1967-2015

GOAL SCORER	DATE	SCORE	OPPONENT	TIME	RECORD
Eric Lindros	Oct.13, 1997	3-2	@ San Jose	1:49	34-34
Michal Pivonka	Jan. 31, 1998	2-3	vs. Washington	2:23	34-35
Alexandre Daigle	Mar. 8, 1998	4-3	vs. Pittsburgh	4:03	35-35
Shjon Podein	Mar. 22, 1998	5-4	vs. NY Rangers	4:39	36-35
Keith Jones	Nov. 22, 1998	2-1	@ Florida	0:26	37-35
Dave Andreychuk	Dec. 10, 1998	4-5	vs. New Jersey	1:18	37-36
Valeri Zelepukin	Dec. 29, 1998	4-3	@ Calgary	1:57	38-36
Wendel Clark	Mar. 28, 1999	2-3	@ Detroit	2:26	38-37
Bobby Holik	Apr. 16, 1999	2-3	@ New Jersey	3:27	38-38
Brian Savage	Oct. 14, 1999	4-5	vs. Montreal	3:22	38-39
Valeri Zelepukin	Oct. 28, 1999	5-4	vs. Colorado	4:51	39-39
Mark Recchi	Nov. 26, 1999	3-2	vs. Toronto	4:08	40-39
Adam Burt	Dec. 29, 1999	3-2	@ Vancouver	2:34	41-39
John LeClair	Feb. 12, 2000	3-2	vs. Buffalo	2:26	42-39
Luke Richardson	Feb. 24, 2000	4-3	vs. Pittsburgh	4:51	43-39
Mariusz Czerkawski	Mar. 5, 2000	3-4	vs. NY Islanders	0:59	43-40
Eric Desjardins	Mar. 8, 2000	3-2	@ Tampa Bay	3:49	44-40
Jozef Stumpel	Mar. 23, 2000	2-3	vs. Los Angeles	1:20	44-41
Mark Recchi	Nov. 15, 2000	2-1	@ Toronto	3:26	45-41
Dan McGillis	Nov. 17, 2000	3-2	@ Atlanta	1:01	46-41
Dan McGillis	Dec. 23, 2000	2-1	vs. Carolina	3:50	47-41
Keith Primeau	Jan. 8, 2001	2-1	@ St. Louis	1:59	48-41
Theoren Fleury	Jan. 16, 2001	3-4	@ NY Rangers	2:46	48-42
Roman Hamrik	Feb. 22, 2001	3-4	@ NY Islanders	4:42	48-43
Brian Savage	Apr. 5, 2001	2-3	@ Montreal	3:49	48-44
John LeClair	Apr. 7, 2001	4-3	vs. Pittsburgh	4:39	49-44
John LeClair	Nov. 10, 2001	3-2	@ Florida	4:17	50-44
Jozef Stumpel	Nov. 29, 2001	2-3	vs. Boston	3:22	50-45
Mark Recchi	Dec. 22, 2001	4-3	vs. Carolina	0:27	51-45
Denis Arkhipov	Jan. 24, 2002	2-3	vs. Nashville	1:16	51-46
Marty Murray	Jan. 29, 2002	3-2	vs. Pittsburgh	1:47	52-46
Michael Peca	Feb. 12, 2002	0-1	vs. NY Islanders	4:51	52-47
John LeClair	Nov. 5, 2002	2-1	@ Carolina	1:56	53-47
Justin Williams	Nov. 30, 2002	2-1	@ Montreal	4:53	54-47
Brian Gionta	Dec. 2, 2002	0-1	vs. New Jersey	2:51	54-48
Michal Handzus	Dec. 5, 2002	3-2	vs. NY Rangers	4:23	55-48
Eric Desjardins	Dec. 27, 2002	2-1	@ Colorado	1:38	56-48
Brian Rolston	Jan. 25, 2003	0-1	@ Boston	0:31	56-49
Michal Handzus	Feb. 13, 2003	4-3	@ St. Louis	2:02	57-49
Jeremy Roenick	Mar. 1, 2003	3-2	@ Boston	1:00	58-49
Peter Forsberg	Mar. 8, 2003	1-2	vs. Colorado	0:26	58-50
Peter Bondra	Mar. 10, 2003	1-2	@ Washington	0:21	58-51
Rob Niedermayer	Oct. 22, 2003	3-4	@ Anaheim	1:10	58-52
Marcus Ragnarsson	Nov. 8, 2003	2-1	@ NY Rangers	1:01	59-52
Simon Gagne	Nov. 13, 2003	4-3	vs. Vancouver	1:47	60-52
Dean McAmmond	Dec. 16, 2003	2-3	vs. Calgary	3:33	60-53
Martin St. Louis	Dec. 18, 2003	4-5	vs. Tampa Bay	2:03	60-54
Milan Hejduk	Dec. 27, 2003	2-3	@ Colorado	1:42	60-55
Valeri Bure	Jan. 8, 2004	3-4	vs. Florida	2:56	60-56
Glen Murray	Feb. 28, 2004	2-3	@ Boston	1:21	60-57
Mike Rathje	Oct. 14, 2005	6-5	vs. Pittsburgh	3:17	61-57
Mike Ribeiro	Oct. 25, 2005	2-3	@ Montreal	2:28	61-58
Joni Pitkanen	Oct. 27, 2005	5-4	vs. Florida	1:13	62-58
Joni Pitkanen	Nov. 8, 2005	4-3	vs. Boston	1:55	63-58
Sidney Crosby	Nov. 16, 2005	2-3	vs. Pittsburgh	4:13	63-59
Greg de Vries	Nov. 18, 2005	5-6	vs. Atlanta	3:05	63-60
Sami Kapanen	Dec. 28, 2005	4-3	@ Atlanta	0:13	64-60
Sami Kapanen	Dec. 29, 2005	4-3	@ Carolina	1:27	65-60
Simon Gagne	Jan. 5, 2006	4-3	@ NY Rangers	0:07	66-60
Alex Tanguay	Jan. 14, 2006	3-4	vs. Colorado	4:14	66-61
Joni Pitkanen	Jan. 30, 2006	3-2	@ NY Rangers	1:28	67-61
Jaromir Jagr	Feb. 4, 2006	3-4	vs. NY Rangers	1:24	67-62
Daniel Briere	Nov. 11, 2006	4-5	@ Buffalo	0:21	67-63
Wade Redden	Nov. 22, 2006	2-3	vs. Ottawa	4:39	67-64
Brad Lukowich	Feb. 1, 2007	5-6	vs. New Jersey	4:10	67-65
Simon Gagne	Feb. 10, 2007	4-3	vs. St. Louis	0:27	68-65
Glen Wesley	Feb. 22, 2007	2-3	@ Carolina	0:16	68-66

ALL-TIME FLYERS REGULAR SEASON OVERTIME DECISIONS 1967-2015

GOAL SCORER	DATE	SCORE	OPPONENT	TIME	RECORD
Trent Hunter	Feb. 27, 2007	5-6	@ NY Islanders	4:29	68-67
Scottie Upshall	Mar. 1, 2007	4-3	@ Boston	4:50	69-67
Simon Gagne	Mar. 6, 2007	5-4	vs. New Jersey	1:47	70-67
Bryan McCabe	Apr. 3, 2007	2-3	@ Toronto	2:18	70-68
Simon Gagne	Oct. 20, 2007	3-2	vs. Carolina	0:48	71-68
Nicklas Backstrom	Nov. 23, 2007	3-4	vs. Washington	1:55	71-69
Aaron Ward	Jan. 12, 2008	3-4	vs. Boston	0:43	71-70
Scott Hartnell	Jan. 29, 2008	3-2	vs. Los Angeles	4:31	72-70
Olli Jokinen	Feb. 23, 2008	1-2	vs. Florida	3:44	72-71
Pavel Kubina	Mar. 11, 2008	3-4	@ Toronto	4:04	72-72
Aaron Ward	Mar. 15, 2008	2-3	@ Boston	2:17	72-73
Michael Richards	Mar. 25, 2008	2-1	@ NY Rangers	2:16	73-73
Pascal Dupuis	Oct. 14, 2008	2-3	@ Pittsburgh	4:49	73-74
Dan Boyle	Oct. 18, 2008	4-5	@ San Jose	1:25	73-75
Jeff Carter	Oct. 25, 2008	3-2	vs. New Jersey	3:44	74-75
Jeff Carter	Oct. 30, 2008	3-2	vs. NY Islanders	4:37	75-75
Michael Richards	Nov. 22, 2008	4-3	vs. Phoenix	1:35	76-75
Sergei Samsonov	Nov. 28, 2008	2-3	vs. Carolina	3:53	76-76
Michael Richards	Dec. 2, 2008	4-3	vs. Tampa Bay	2:05	77-76
Patrik Elias	Dec. 4, 2008	2-3	vs. New Jersey	2:46	77-77
Jeff Carter	Dec. 6, 2008	2-1	@ Carolina	3:34	78-77
Randy Jones	Feb. 7, 2009	4-3	@ Boston	3:00	79-77
Mathieu Schneider	Feb. 27, 2009	3-4	vs. Montreal	3:21	79-78
Danny Briere	Oct. 6, 2009	6-5	vs. Washington	3:52	80-78
Marco Sturm	Jan. 1, 2010	1-2	@ Boston	1:57	80-79
Simon Gagne	Feb. 10, 2010	3-2	@ New Jersey	3:27	81-79
Tim Connolly	Mar. 5, 2010	2-3	@ Buffalo	2:31	81-80
Kyle Brodziak	Mar. 25, 2010	3-4	vs. Minnesota	2:33	81-81
Carlo Colaiacovo	Oct. 9, 2010	1-2	@ St. Louis	1:47	81-82
Mike Green	Nov. 7, 2010	2-3	@ Washington	0:29	81-83
Michael Richards	Dec. 11, 2010	2-1	@ Boston	4:57	82-83
Andrej Meszaros	Jan. 18, 2011	3-2	vs. Washington	1:07	83-83
Shane Doan	Feb. 22, 2011	2-3	vs. Phoenix	2:41	83-84
Andrej Meszaros	Feb. 24, 2011	4-3	vs. N.Y. Islanders	4:42	84-84
Ron Hainsey	Mar. 12, 2011	4-5	vs. Atlanta	1:17	84-85
Thomas Vanek	Apr. 8, 2011	3-4	@ Buffalo	1:16	84-86
Jack Johnson	Oct. 15, 2011	2-3	vs. Los Angeles	1:39	84-87
Brett Connolly	Nov. 9, 2011	1-2	@ Tampa Bay	2:30	84-88
Danny Briere	Nov. 23, 2011	4-3	@ NY Islanders	2:34	85-88
Claude Giroux	Dec. 2, 2011	4-3	@ Anaheim	3:29	86-88
Claude Giroux	Dec. 7, 2011	5-4	@ Buffalo	2:37	87-88
Danny Briere	Jan. 7, 2012	3-2	vs. Ottawa	4:54	88-88
Jaromir Jagr	Feb. 21, 2012	5-4	@ Winnipeg	4:16	89-88
Scott Hartnell	Mar. 18, 2012	3-2	vs. Pittsburgh	4:59*	90-88
Danny Briere	Feb. 9, 2013	4-3	vs. Carolina	1:47	91-88
Tyler Kennedy	Mar. 24, 2013	1-2	@ Pittsburgh	2:33	91-89
Ruslan Fedotenko	Mar. 31, 2013	5-4	vs. Washington	1:34	92-89
Manny Malhotra	Nov. 5, 2013	2-1	@ Carolina	2:40	92-90
Brayden Schenn	Jan. 7, 2014	3-2	@ New Jersey	1:50	93-90
Vincent Lecavalier	March 2, 2014	5-4	@ Washington	2:45	94-90
Joffrey Lupul	March 8, 2014	4-3	@ Toronto	2:21	94-91
Claude Giroux	March 18, 2014	3-2	vs. Chicago	4:55	95-91
Mark Streit	April 12, 2014	4-3	@ Pittsburgh	2:10	96-91
Claude Giroux	Oct. 18, 2014	6-5	@ Dallas	2:49	97-91
Brayden Schenn	Oct. 28, 2014	3-2	vs. Los Angeles	2:36	98-91
Kevin Connauton	Dec. 9, 2014	2-3	@ Columbus	1:58	98-92
Jake Voracek	Dec. 21, 2014	4-3	@ Winnipeg	0:10	99-92
Ryan O'Reilly	Dec. 31, 2014	3-4	@ Colorado	4:40	99-93
Jake Voracek	Jan. 8, 2015	3-2	vs. Washington	1:28	100-93
Claude Giroux	Jan. 20, 2015	3-2	vs. Pittsburgh	3:57	101-93
David Desharnais	Feb. 10, 2015	1-2	@ Montreal	3:27	101-94
Artem Anisimov	Feb. 13, 2015	3-4	@ Columbus	2:17	101-95
Jiri Hudler	Mar. 3, 2015	2-3	vs. Calgary	1:23	101-96
Brad Marchand	Mar. 7, 2015	2-3	@ Boston	3:52	101-97
Ryan Nugent-Hopkins	Mar. 21, 2015	4-5	@ Edmonton	2:46	101-98

*Goal scored with 0:00.9 remaining; is the franchise record for latest overtime goal.

FLYERS YEAR-BY-YEAR SHOOTOUT RESULTS 1967-2015

2014-15 SHOOTOUT RESULTS (14 GAMES, 3-11 RECORD)

DATE	OPP.	RESULT	FINAL	SO	FLY	OPP	DECIDING GOAL	GOALTENDERS
Oct. 11	vs. MTL	L	3-4	0-2	0/2	2/3	P.A. Parenteau	Price/Emery
Oct. 14	vs. ANA	L	3-4	1-2	1/4	2/4	William Karlsson	Andersen/Mason
Nov. 24	@ NYI	L	0-1	0-2	0/2	2/3	Frans Nielsen	Halak/Mason
Dec. 3	@ ANA	L	4-5	1-2	1/3	2/2	Corey Perry	Andersen/Mason
Dec. 18	vs. FLA	L	1-2	1-2	1/6	2/6	Dave Bolland	Luongo/Mason
Jan. 6	vs. OTT	W	2-1	2-1	2/5	1/5	Wayne Simmonds	Mason/Andersen
Jan. 27	vs. ARI	W	4-3	1-0	1/3	0/3	Wayne Simmonds	Mason/Smith
Feb. 5	vs. NYI	L	2-3	1-2	1/7	2/7	Cal Clutterbuck	Halak/Mason
Feb. 19	vs. BUF	L	2-3	1-2	1/4	2/4	Brian Flynn	Neuvirth/Emery
Feb. 21	vs. NSH	W	3-2	2-0	2/2	0/2	Jakub Voracek	Zepp/Rinne
Mar. 12	@ STL	L	0-1	0-2	0/2	2/2	T.J. Oshie	Elliot/Mason
Mar. 15	@ OTT	L	1-2	0-1	0/3	1/3	Bobby Ryan	Hammond/Emery
Mar. 28	vs. SJS	L	2-3	1-2	1/5	2/5	Brett Burns	Stalock/Mason
Apr. 4	@ CAR	L	2-3	1-2	1/3	2/3	Chris Terry	Ward/Emery
Team Totals	Goals	Att.	Pct.					
FLYERS	12	51	23.5%					
Opponent	22	52	42.3%					

2013-14 SHOOTOUT RESULTS (11 GAMES, 3-8 RECORD)

DATE	OPP.	RESULT	FINAL	SO	FLY	OPP	DECIDING GOAL	GOALTENDERS
Nov. 15	@ WPG	L	2-3	1-2	1/5	2/5	Bryan Little	Pavelec/Mason
Nov. 30	@ NSH	W	3-2	1-0	1/2	0/3	Vincent Lecavalier	Mazanec/Mason
Dec. 9	@ OTT	L	4-5	0-1	0/3	1/3	Jason Spezza	Andersen/Mason
Dec. 15	@ WSH	L	4-5	1-2	1/3	2/3	Nicklas Backstrom	Grubauer/Mason
Dec. 28	@ EDM	W	4-3	2-1	2/3	1/3	Michael Raffl	Bryzgalov/Mason
Dec. 30	@ VAN	W	4-3	1-0	1/2	0/3	Vincent Lecavalier	Lack/Mason
Jan. 16	vs. NSH	L	3-4	2-3	2/7	3/7	Roman Josi	Hutton/Mason
Jan. 20	@ NYI	L	3-4	2-3	2/4	3/4	Kyle Okposo	Nilsson/Emery
Mar. 30	vs. BOS	L	3-4	1-2	1/5	2/5	Reilly Smith	Rask/Mason
Apr. 1	@ STL	L	0-1	0-2	0/2	2/3	T.J. Oshie	Miller/Emery
Apr. 13	vs. CAR	L	5-6	0-1	0/3	1/2	Eric Staal	Khudobin/Heeter
Team Totals	Goals	Att.	Pct.					
FLYERS	11	39	28.2%					
Opponent	17	41	41.5%					

2012-13 SHOOTOUT RESULTS (3 GAMES, 1-2 RECORD)

DATE	OPPONENT	RESULT	FINAL	SO	FLY	OPP	DECIDING GOAL	GOALTENDERS
Feb. 7	vs. FLA	L	2-3	0-2	0/2	2/2	Jonathan Huberdeau	Theodore/Bryzgalov
Mar. 15	vs. NJD	W	2-1	2-1	2/3	1/3	Claude Giroux	Hedberg/Bryzgalov
Mar. 28	vs. NYI	L	3-4	1-2	1/4	2/4	Josh Bailey	Nabokov/Bryzgalov
Team Totals	Goals	Att.	Pct.					
FLYERS	3	9	33.3%					
Opponent	5	9	55.6%					

2011-12 SHOOTOUT RESULTS (11 GAMES, 4-7 RECORD)

DATE	OPP.	RESULT	FINAL	SO	FLY	OPP	DECIDING GOAL	GOALTENDERS
Nov. 3	vs. NJD	L	3-4	1-2	1/3	2/3	Patrik Elias	Hedberg/Bobrovsky
Dec. 19	@ COL	L	2-3	2-3	2/3	3/3	Ryan O'Reilly	Giguere/Bryzgalov
Jan. 22	vs. BOS	L	5-6	1-2	1/3	2/2	Tyler Seguin	Thomas/Bryzgalov
Jan. 24	@ FLA	W	3-2	1-0	1/3	0/3	Claude Giroux	Clemmensen/Bobrovsky
Jan. 31	vs. WPG	L	1-2	0-1	0/3	1/3	Bryan Little	Pavelec/Bryzgalov
Feb. 7	vs. NYI	L	0-1	0-2	0/2	2/2	Frans Nielsen	Nabokov/Bryzgalov
Feb. 25	@ CGY	W	5-4	2-1	2/5	1/5	Matt Read	Kiprusoff/Bryzgalov
Mar. 10	@ TOR	W	1-0	1-0	1/2	0/3	Claude Giroux	Gustavsson/Bryzgalov
Mar. 17	@ BOS	L	2-3	2-3	2/3	3/3	Patrice Bergeron	Thomas/Bryzgalov
Mar. 22	vs. WSH	W	2-1	2-1	2/4	1/4	Wayne Simmonds	Holtby/Bryzgalov
Mar. 31	vs. OTT	L	3-4	1-2	1/3	2/2	Jason Spezza	Anderson/Bobrovsky
Team Totals	Goals	Att.	Pct.					
FLYERS	13	34	38.2%					
Opponent	17	33	51.5%					

FLYERS YEAR-BY-YEAR SHOOTOUT RESULTS 1967-2015

2010-11 SHOOTOUT RESULTS (10 GAMES, 3-7 RECORD)

DATE	OPP.	RESULT	FINAL	SO	FLY	OPP	DECIDING GOAL	GOALTENDERS
Nov. 20	@ WSH	W	5-4	1-0	1/2	0/3	Danny Briere	Neuvirth/Boucher
Nov. 26	vs. CGY	L	2-3	1-2	1/3	2/3	Rene Bourque	Kiprusoff/Bobrovsky
Nov. 27	@ NJD	L	1-2	1-2	1/4	2/4	Travis Zajac	Hedberg/Boucher
Dec. 8	vs. SJS	L	4-5	0-2	0/2	2/2	Logan Couture	Niittymaki/Bobrovsky
Feb. 15	@ TBL	W	4-3	2-1	2/7	1/7	Kimmo Timonen	Roloson/Boucher
Mar. 17	@ ATL	L	3-4	0-2	0/2	2/3	Rob Schremp	Pavelec/Boucher
Mar. 19	@ DAL	W	3-2	2-1	2/6	1/6	Ville Leino	Lehtonen/Bobrovsky
Mar. 22	vs. WSH	L	4-5	2-3	2/3	3/3	Alexander Semin	Neuvirth/Boucher
Mar. 24	vs. PIT	L	1-2	1-2	1/4	2/4	Chris Kunitz	Flury/Bobrovsky
Apr. 3	vs. NYR	L	2-3	0-2	0/2	2/2	Erik Christensen	Lundqvist/Bobrovsky
Team Totals	Goals	Att.	Pct.					
FLYERS	10	35	28.6%					
Opponent	17	37	45.9%					

2009-10 SHOOTOUT RESULTS (7 GAMES, 4-3 RECORD)

DATE	OPP.	RESULT	FINAL	SO	FLY	OPP	DECIDING GOAL	GOALTENDERS
Oct. 10	vs. ANA	L	2-3	0-1	0/3	1/2	Teemu Selanne	Hiller/Emery
Oct. 22	vs. BOS	W	4-3	1-0	1/3	0/3	Claude Giroux	Rask/Emery
Nov. 7	vs. STL	W	2-1	2-1	2/4	1/4	Mika Pyoral	Mason/Emery
Dec. 17	vs. PIT	L	2-3	0-2	0/2	2/2	Kris Letang	Flury/Boucher
Dec. 26	@ CAR	W	4-3	2-0	2/2	0/2	Danny Briere	Ward/Leighton
Mar. 16	@ NSH	L	3-4	0-1	0/3	1/2	Martin Erat	Rinne/Boucher
Apr. 11	vs. NYR	W	2-1	2-1	2/3	1/3	Claude Giroux	Lundqvist/Boucher
Team Totals	Goals	Att.	Pct.					
FLYERS	7	20	35.0%					
Opponent	6	18	33.3%					

2008-09 SHOOTOUT RESULTS (10 GAMES, 4-6 RECORD)

DATE	OPP.	RESULT	FINAL	SO	FLY	OPP	DECIDING GOAL	GOALTENDERS
Oct. 22	vs. SJS	L	6-7	0-2	0/2	2/2	Joe Pavelski	Nabokov/Biron
Nov. 13	@ PIT	L	4-5	0-1	0/6	1/6	Alex Goligowski	Sabourin/Biron
Dec. 11	vs. CAR	W	6-5	2-0	2/2	0/2	Simon Gagne	Leighton/Biron
Dec. 21	@ NJD	L	2-3	1-2	1/5	2/5	Travis Zajac	Clemmensen/Niittymaki
Jan. 2	@ ANA	W	5-4	1-0	1/2	0/3	Michael Richards	Giguere/Biron
Jan. 3	@ LAK	L	1-2	0-2	0/2	2/3	Patrick O'Sullivan	Quick/Niittymaki
Jan. 6	@ WSH	L	1-2	0-1	0/3	1/3	Viktor Kozlov	Theodore/Biron
Jan. 16	@ FLA	W	3-2	1-0	1/2	0/3	Simon Gagne	Vokoun/Niittymaki
Mar. 28	@ NYI	W	4-3	2-1	2/2	1/3	Michael Richards	Danis/Biron
Apr. 4	@ OTT	L	3-4	1-2	1/5	2/5	Mike Fisher	Auld/Niittymaki
Team Totals	Goals	Att.	Pct.					
FLYERS	8	31	25.8%					
Opponent	11	35	31.4%					

2007-08 SHOOTOUT RESULTS (9 GAMES, 3-6 RECORD)

DATE	OPP.	RESULT	FINAL	SO	FLY	OPP	DECIDING GOAL	GOALTENDERS
Nov. 15	vs. NYR	L	3-4	0-1	0/3	1/2	Brendan Shanahan	Lundqvist/Biron
Dec. 15	vs. CAR	L	5-6	2-3	2/3	3/3	Rod Brind'Amour	Graham/Biron
Dec. 22	vs. BUF	L	5-6	0-1	0/3	1/2	Ales Kotalik	Miller/Biron
Feb. 19	@ OTT	L	2-3	1-2	1/3	2/3	Jason Spezza	Emery/Biron
Feb. 25	@ BUF	W	4-3	2-1	2/3	1/3	Danny Briere	Miller/Biron
Mar. 2	@ NYR	L	4-5	0-2	0/2	2/2	Brendan Shanahan	Valiquette/Biron
Mar. 21	vs. NYR	W	4-3	2-0	2/2	0/2	Michael Richards	Valiquette/Biron
Mar. 28	@ NJD	L	4-5	2-3	2/3	3/3	Jamie Langenbrunner	Brodeur/Biron
Mar. 29	@ NYI	W	4-3	1-0	1/3	0/3	Danny Briere	Dubielewicz/Niittymaki
Team Totals	Goals	Att.	Pct.					
FLYERS	10	25	40.0%					
Opponent	13	23	56.5%					

2006-07 SHOOTOUT RESULTS (7 GAMES, 1-6 RECORD)

DATE	OPP.	RESULT	FINAL	SO	FLY	OPP	DECIDING GOAL	GOALTENDERS
Oct. 7	vs. NYR	L	4-5	0-1	0/13	1/13	Marcel Hossa	Lundqvist/Niittymaki
Oct. 26	vs. ATL	W	3-2	2-1	2/3	1/3	Peter Forsberg	Lehtonen/Niittymaki
Dec. 2	vs. NJD	L	3-4	0-2	0/2	2/2	Zach Parise	Brodeur/Niittymaki
Jan. 20	@ NJD	L	3-4	0-1	0/3	1/2	Brian Gionta	Brodeur/Niittymaki
Jan. 30	vs. TBL	L	3-4	0-2	0/2	2/2	Vincent Lecavalier	Holmqvist/Esche
Feb. 8	vs. PIT	L	4-5	0-1	0/3	1/3	Sidney Crosby	Flury/Niittymaki
Mar. 4	@ PIT	L	3-4	0-2	0/2	2/3	Erik Christensen	Flury/Biron
Team Totals	Goals	Att.	Pct.					
FLYERS	2	28	7.1%					
Opponent	10	28	35.7%					

FLYERS YEAR-BY-YEAR SHOOTOUT RESULTS 1967-2015

2005-06 SHOOTOUT RESULTS (10 GAMES, 4-6 RECORD)

DATE	OPP.	RESULT	FINAL	SO	FLY	OPP	DECIDING GOAL	GOALTENDERS
Dec. 3	@ NSH	L	3-4	0-2	0/2	2/2	Steve Sullivan	Vokoun/Niittymäki
Dec. 6	vs. CGY	W	1-0	1-0	1/2	0/3	Michael Richards	Kiprusoff/Niittymäki
Dec. 19	vs. BUF	L	1-2	1-2	1/4	2/4	Maxim Afinogenov	Miller/Niittymäki
Dec. 26	@ FLA	W	3-2	1-0	1/4	0/4	Michal Handzus	Luongo/Niittymäki
Dec. 31	@ WSH	L	3-4	1-2	1/3	2/3	Brian Willise	Kolzig/Niittymäki
Jan. 17	vs. CAR	L	3-4	2-3	2/4	3/4	Rod Brind'Amour	Gerber/Niittymäki
Mar. 1	@ NJD	L	1-2	0-1	0/3	1/2	Viktor Kozlov	Brodeur/Esche
Mar. 6	vs. MTL	W	5-4	2-1	2/4	1/4	Petr Nedved	Huet/Esche
Mar. 8	vs. CAR	W	3-2	2-1	2/4	1/4	Simon Gagne	Gerber/Niittymäki
Apr. 4	@ NYR	L	2-3	1-2	1/3	2/2	Petr Sykora	Weekes/Esche
Team Totals	Goals	Att.	Pct.					
FLYERS	11	33	33.3%					
Opponent	14	32	43.8%					

FLYERS ALL-TIME SHOOTOUT GOALTENDING

GOALTENDER	GAMES	WON	LOST	GA	SA	SAVE %
Antero Niittymäki	17	6	11	22	66	0.667
Martin Biron	14	4	10	20	40	0.500
Ilya Bryzgalov	11	4	7	18	34	0.471
Brian Boucher	8	3	5	12	27	0.556
Sergei Bobrovsky	8	2	6	13	25	0.480
*Steve Mason	17	5	12	26	69	0.623
Ray Emery	9	2	7	13	30	0.567
Robert Esche	4	1	3	6	10	0.400
Michael Leighton	2	2	0	0	4	1.000
Cal Heeter	1	0	1	1	2	0.500
Rob Zepp	1	1	0	0	2	1.000
Team Totals	91	29	62	131	307	0.573

* = Still active on Flyers Roster

FLYERS ALL-TIME SHOOTOUT SCORING

PLAYER	GOALS	SHOTS	SHOOTING %	GDD
Jason Akeson	0	1	0.0%	0
Danny Briere	12	33	36.4%	4
Kyle Calder	0	1	0.0%	2/25/08, 3/29/08, 12/26/09, 11/20/10
Jeff Carter	3	19	15.8%	
*Nick Cousins	1	1	50.0%	0
*Sean Couturier	2	14	14.3%	0
Peter Forsberg	4	12	33.3%	1
Simon Gagne	5	19	26.3%	3
*Claude Giroux	18	52	34.6%	5
Michal Handzus	2	4	50.0%	1
Scott Hartnell	0	1	0.0%	12/26/2005
Jaromir Jagr	0	1	0.0%	
Sami Kapanen	0	1	0.0%	
Mike Knuble	0	3	0.0%	
*Scott Laughton	0	1	0.0%	
*Vincent Lecavalier	2	12	16.7%	2
Ville Leino	2	4	50.0%	1
Joffrey Lupul	1	3	33.3%	3/19/2011
Freddy Meyer	0	1	0.0%	
Petr Nedved	1	5	20.0%	1
Joni Pitkanen	0	1	0.0%	3/6/2006
Mika Pyorala	1	1	100.0%	1
*Michael Raffl	1	3	33.3%	1
*Matt Read	6	20	30.0%	1
Michael Richards	11	37	29.7%	4
Randy Robitaille	0	1	0.0%	12/6/05, 3/21/08, 1/2/09, 3/28/09
Stefan Ruzicka	0	1	0.0%	
Geoff Sanderson	0	1	0.0%	
*Brayden Schenn	1	7	14.3%	
*Nick Schultz				
Jon Sim	0	1	0.0%	
*Wayne Simmonds	5	15	33.3%	3
Kimmo Timonen	2	8	25.0%	1
*R.J. Umberger	0	1	0.0%	3/22/2012, 1/5/15, 1/27/15
Scottie Upshall	0	2	0.0%	2/15/2011
James van Riemsdyk	1	2	50.0%	
Kris Versteeg	0	2	0.0%	
*Jakub Voracek	5	14	35.7%	1
Nikolay Zherdev	1	2	50.0%	2/21/2015
Team Totals	87	307	28.3%	30

* = Still active on Flyers Roster

FLYERS ALL-TIME SHOOTOUT RESULTS VS. NHL TEAMS

ANAHEIM (1-3)

YEAR	DATE	H/R	RESULT	FINAL	SO	FLY	OPP	DECIDING GOAL	GOALTENDERS
2008-09	Jan. 2	@ ANA	W	5-4	1-0	1/2	0/3	Michael Richards	Giguere/Biron
2009-10	Oct. 10	vs. ANA	L	2-3	0-1	0/3	1/2	Teemu Selanne	Hiller/Emery
2014-15	Oct. 14	vs. ANA	L	3-4	1-2	1/4	2/4	William Karlsson	Andersen/Mason
2014-15	Dec. 3	@ ANA	L	4-5	1-2	1/3	2/2	Corey Perry	Andersen/Mason

ARIZONA (1-0)

YEAR	DATE	H/R	RESULT	FINAL	SO	FLY	OPP	DECIDING GOAL	GOALTENDERS
2014-15	Jan. 27	vs. ARI	W	4-3	1-0	1/3	0/3	Wayne Simmonds	Mason/Smith

BOSTON (1-3)

YEAR	DATE	H/R	RESULT	FINAL	SO	FLY	OPP	DECIDING GOAL	GOALTENDERS
2009-10	Oct. 22	vs. BOS	W	4-3	1-0	1/3	0/3	Claude Giroux	Rask/Emery
2011-12	Jan. 22	vs. BOS	L	6-5	2-1	1/3	2/2	Tyler Seguin	Thomas/Bryzgalov
2011-12	Mar. 17	@ BOS	L	3-2	3-2	2/3	3/3	Patrice Bergeron	Thomas/Bryzgalov
2013-14	Mar. 30	vs. BOS	L	3-4	1-2	1/5	2/5	Reilly Smith	Rask/Mason

BUFFALO (1-3)

YEAR	DATE	H/R	RESULT	FINAL	SO	FLY	OPP	DECIDING GOAL	GOALTENDERS
2005-06	Dec. 19	vs. BUF	L	1-2	1-2	1/4	2/4	Maxim Afinogenov	Miller/Niittymaki
2007-08	Dec. 22	vs. BUF	L	5-6	0-1	0/3	1/2	Ales Kotalik	Miller/Biron
2007-08	Feb. 25	@ BUF	W	4-3	2-1	2/3	1/3	Danny Briere	Miller/Biron
2014-15	Feb. 19	vs. BUF	L	2-3	1-2	1/4	2/4	Brian Flynn	Neuvirth/Emery

CALGARY (2-1)

YEAR	DATE	H/R	RESULT	FINAL	SO	FLY	OPP	DECIDING GOAL	GOALTENDERS
2005-06	Dec. 6	vs. CGY	W	1-0	1-0	1/2	0/3	Michael Richards	Kiprusoff/Niittymaki
2010-11	Nov. 26	vs. CGY	L	2-3	0-1	1/3	2/3	Rene Bourque	Kiprusoff/Bobrovsky
2011-12	Feb. 25	@ CGY	W	5-4	2-1	2/5	1/5	Matt Read	Kiprusoff/Bryzgalov

CAROLINA (3-4)

YEAR	DATE	H/R	RESULT	FINAL	SO	FLY	OPP	DECIDING GOAL	GOALTENDERS
2005-06	Jan. 17	vs. CAR	L	3-4	2-3	2/4	3/4	Rod Brind'Amour	Gerber/Niittymaki
2005-06	Mar. 8	vs. CAR	W	3-2	2-1	2/4	1/4	Simon Gagne	Gerber/Niittymaki
2007-08	Dec. 15	vs. CAR	L	5-6	2-3	2/3	3/3	Rod Brind'Amour	Grahame/Biron
2008-09	Dec. 11	vs. CAR	W	6-5	2-0	2/2	0/2	Simon Gagne	Leighton/Biron
2009-10	Dec. 26	@ CAR	W	4-3	1-0	2/2	0/1	Danny Briere	Ward/Leighton
2013-14	Apr. 13	vs. CAR	L	5-6	0-1	0/3	1/2	Eric Staal	Khudobin/Heeter
2014-15	Apr. 4	@ CAR	L	2-3	1-2	1/3	2/3	Chris Terry	Ward/Emery

CHICAGO: 0 Shootouts

COLORADO: (0-1)

YEAR	DATE	H/R	RESULT	FINAL	SO	FLY	OPP	DECIDING GOAL	GOALTENDERS
2011-12	Dec. 19	@ COL	L	3-2	3-2	2/3	3/3	Ryan O'Reilly	Giguere/Bryzgalov

COLUMBUS: 0 Shootouts

DALLAS (1-0)

YEAR	DATE	H/R	RESULT	FINAL	SO	FLY	OPP	DECIDING GOAL	GOALTENDERS
2010-11	Mar. 19	@ DAL	W	3-2	1-0	2/6	1/6	Ville Leino	Lehtonen/Bobrovsky

DETROIT: 0 Shootouts

EDMONTON: (1-0)

YEAR	DATE	H/R	RESULT	FINAL	SO	FLY	OPP	DECIDING GOAL	GOALTENDERS
2013-14	Dec. 28	@ EDM	W	4-3	2-1	2/3	1/3	Michael Raffl	Bryzgalov/Mason

FLYERS ALL-TIME SHOOTOUT RESULTS VS. NHL TEAMS

FLORIDA (3-2)

YEAR	DATE	H/R	RESULT	FINAL	SO	FLY	OPP	DECIDING GOAL	GOALTENDERS
2005-06	Dec. 26	@ FLA	W	3-2	1-0	1/4	0/4	Michal Handzus	Luongo/Niittymaki
2008-09	Jan. 16	@ FLA	W	3-2	1-0	1/2	0/3	Simon Gagne	Vokoun/Niittymaki
2011-12	Jan. 24	@ FLA	W	3-2	1-0	1/3	0/3	Claude Giroux	Clemmensen/Bobrovsky
2012-13	Feb. 7	vs. FLA	L	2-3	0-1	0/2	2/2	Peter Mueller	Theodore/Bobrovsky
2014-15	Dec. 18	vs. FLA	L	1-2	1-2	1/6	2/6	Dave Bolland	Luongo/Mason

LOS ANGELES (0-1)

YEAR	DATE	H/R	RESULT	FINAL	SO	FLY	OPP	DECIDING GOAL	GOALTENDERS
2008-09	Jan. 3	@ LAK	L	1-2	0-2	0/2	2/3	Patrick O'Sullivan	Quick/Niittymaki

MINNESOTA: 0 Shootouts

MONTREAL (1-1)

YEAR	DATE	H/R	RESULT	FINAL	SO	FLY	OPP	DECIDING GOAL	GOALTENDERS
2005-06	Mar. 6	vs. MTL	W	5-4	2-1	2/4	1/4	Petr Nedved	Huet/Esche
2014-15	Oct. 11	vs. MTL	L	3-4	0-2	0/2	2/3	P.A. Parenteau	Price/Emery

NASHVILLE (2-3)

YEAR	DATE	H/R	RESULT	FINAL	SO	FLY	OPP	DECIDING GOAL	GOALTENDERS
2005-06	Dec. 3	@ NSH	L	3-4	0-2	0-2	2/2	Steve Sullivan	Vokoun/Niittymaki
2009-10	Mar. 16	@ NSH	L	3-4	0-1	0/3	1/2	Martin Erat	Rinne/Boucher
2013-14	Nov. 30	@ NSH	W	3-2	1-0	1/2	0/3	Vincent Lecavalier	Mazanec/Mason
2013-14	Jan. 16	vs. NSH	L	3-4	2-3	2/7	3/7	Roman Josi	Hutton/Mason
2014-15	Feb. 21	vs. NSH	W	3-2	2-0	2/2	0/2	Jakub Voracek	Zepp/Rinne

NEW JERSEY (1-7)

YEAR	DATE	H/R	RESULT	FINAL	SO	FLY	OPP	DECIDING GOAL	GOALTENDERS
2005-06	Mar. 1	@ NJD	L	1-2	0-1	0/3	1/2	Viktor Kozlov	Brodeur/Esche
2006-07	Dec. 2	vs. NJD	L	3-4	0-2	0/2	2/2	Zach Parise	Brodeur/Niittymaki
2006-07	Jan. 20	@ NJD	L	3-4	0-1	0/3	1/2	Brian Gionta	Brodeur/Niittymaki
2007-08	Mar. 28	@ NJD	L	4-5	2-3	2/3	3/3	J. Langenbrunner	Brodeur/Biron
2008-09	Dec. 21	@ NJD	L	2-3	1-2	1/5	2/5	Travis Zajac	Clemmensen/Niittymaki
2010-11	Nov. 27	@ NJD	L	1-2	0-1	1/4	2/4	Travis Zajac	Hedberg/Boucher
2011-12	Nov. 3	vs. NJD	L	4-3	2-1	1/3	2/3	Patrick Elias	Hedberg/Bobrovsky
2012-13	Mar. 15	Vs. NJD	W	2-1	1-0	2/3	1/3	Matt Read	Hedberg/Bryzgalov

NY ISLANDERS (2-5)

YEAR	DATE	H/R	RESULT	FINAL	SO	FLY	OPP	DECIDING GOAL	GOALTENDERS
2007-08	Mar. 29	@ NYI	W	4-3	1-0	1/3	0/3	Danny Briere	Dubielewicz/Niittymaki
2008-09	Mar. 28	@ NYI	W	4-3	2-1	2/2	1/3	Michael Richards	Danis/Biron
2011-12	Feb. 7	vs. NYI	L	1-0	2-0	0/2	2/2	Frans Nielsen	Nabokov/Bryzgalov
2012-13	Mar. 28	Vs. NYI	L	3-4	1-2	1/4	2/4	Josh Bailey	Nabokov/Bryzgalov
2013-14	Jan. 20	@ NYI	L	3-4	2-3	2/4	3/4	Kyle Okposo	Nilsson/Emery
2014-15	Nov. 24	@ NYI	L	0-1	0-2	0/2	2/3	Frans Nielsen	Halak/Mason
2014-15	Feb. 5	vs. NYI	L	2-3	1-2	1/7	2/7	Cal Clutterbuck	Halak/Mason

NY RANGERS (2-5)

YEAR	DATE	H/R	RESULT	FINAL	SO	FLY	OPP	DECIDING GOAL	GOALTENDERS
2005-06	Apr. 4	@ NYR	L	2-3	1-2	1/3	2/2	Petr Sykora	Weekes/Esche
2006-07	Oct. 7	vs. NYR	L	4-5	0-1	0/13	1/13	Marcel Hossa	Lundqvist/Niittymaki
2007-08	Nov. 15	vs. NYR	L	3-4	0-1	0/3	1/2	Brendan Shanahan	Lundqvist/Biron
2007-08	Mar. 2	@ NYR	L	4-5	0-2	0/2	2/2	Brendan Shanahan	Valiquette/Biron
2007-08	Mar. 21	vs. NYR	W	4-3	2-0	2/2	0/2	Michael Richards	Valiquette/Biron
2009-10	Apr. 11	vs. NYR	W	2-1	1-0	2/3	1/3	Claude Giroux	Lundqvist/Boucher
2010-11	Apr. 3	vs. NYR	L	2-3	0-1	0/2	2/2	Erik Christensen	Lundqvist/Bobrovsky

FLYERS ALL-TIME SHOOTOUT RESULTS VS. NHL TEAMS

OTTAWA (1-5)

YEAR	DATE	H/R	RESULT	FINAL	SO	FLY	OPP	DECIDING GOAL	GOALTENDERS
2007-08	Feb. 19	@ OTT	L	2-3	1-2	1/3	2/3	Jason Spezza	Emery/Biron
2008-09	Apr. 4	@ OTT	L	3-4	1-2	1/5	2/5	Mike Fisher	Auld/Niittymaki
2011-12	Mar. 31	vs. OTT	L	4-3	2-1	1/3	2/2	Jason Spezza	Anderson/Bobrovsky
2013-14	Dec. 9	@ OTT	L	4-5	0-1	0/3	1/3	Jason Spezza	Anderson/Mason
2014-15	Jan. 6	vs. OTT	W	2-1	2-1	2/5	1/5	Wayne Simmonds	Mason/Andersen
2014-15	Mar. 15	@ OTT	L	1-2	0-1	0/3	1/3	Bobby Ryan	Hammond./Emery

PITTSBURGH (0-5)

YEAR	DATE	H/R	RESULT	FINAL	SO	FLY	OPP	DECIDING GOAL	GOALTENDERS
2006-07	Feb. 8	vs. PIT	L	4-5	0-1	0/3	1/3	Sidney Crosby	Fleury/Niittymaki
2006-07	Mar. 4	@ PIT	L	3-4	0-2	0/2	2/3	Erik Christensen	Fleury/Biron
2008-09	Nov. 13	@ PIT	L	4-5	0-1	0/6	1/6	Alex Goligoski	Sabourin/Biron
2009-10	Dec. 17	vs. PIT	L	2-3	0-1	0/1	2/2	Kris Letang	Fleury/Boucher
2010-11	Mar. 24	vs. PIT	L	1-2	0-1	1/4	2/4	Chris Kunitz	Fleury/Bobrovsky

SAN JOSE (0-3)

YEAR	DATE	H/R	RESULT	FINAL	SO	FLY	OPP	DECIDING GOAL	GOALTENDERS
2008-09	Oct. 22	vs. SJS	L	6-7	0-2	0/2	2/2	Joe Pavelski	Nabokov/Biron
2010-11	Dec. 8	vs. SJS	L	4-5	0-1	0/2	2/2	Logan Couture	Auld/Niittymaki
2014-15	Mar. 28	vs. SJS	L	2-3	1-2	1/5	2/5	Brett Burns	Stalock/Mason

ST. LOUIS (1-2)

YEAR	DATE	H/R	RESULT	FINAL	SO	FLY	OPP	DECIDING GOAL	GOALTENDERS
2009-10	Nov. 7	vs. STL	W	2-1	1-0	2/3	1/3	Mika Pyorala	Mason/Emery
2013-14	Apr. 1	@ STL	L	0-1	0-2	0/2	2/3	T.J. Oshie	Miller/Emery
2014-15	Mar. 12	@ STL	L	0-1	0-2	0/2	2/2	T.J. Oshie	Elliot/Mason

TAMPA BAY (1-1)

YEAR	DATE	H/R	RESULT	FINAL	SO	FLY	OPP	DECIDING GOAL	GOALTENDERS
2006-07	Jan. 30	vs. TBL	L	3-4	0-2	0/2	2/2	Vincent Lecavalier	Holmqvist/Esche
2010-11	Feb. 15	@ TBL	W	4-3	1-0	2/7	1/7	Kimmo Timonen	Rolason/Boucher

TORONTO (1-0)

YEAR	DATE	H/R	RESULT	FINAL	SO	FLY	OPP	DECIDING GOAL	GOALTENDERS
2011-12	Mar. 10	@ TOR	W	1-0	1-0	1/2	0/3	Claude Giroux	Gustafsson/Bryzgalov

VANCOUVER: (1-0)

YEAR	DATE	H/R	RESULT	FINAL	SO	FLY	OPP	DECIDING GOAL	GOALTENDERS
2013-14	Dec. 30	@ VAN	W	4-3	1-0	1/2	0/3	Vincent Lecavalier	Lack/Mason

WASHINGTON (2-4)

YEAR	DATE	H/R	RESULT	FINAL	SO	FLY	OPP	DECIDING GOAL	GOALTENDERS
2005-06	Dec. 31	@ WSH	L	3-4	1-2	1/3	2/3	Brian Willsie	Kolzig/Niittymaki
2008-09	Jan. 6	@ WSH	L	1-2	0-1	0/3	1/3	Viktor Kozlov	Theodore/Biron
2010-11	Nov. 20	@ WSH	W	5-4	1-0	1/2	0/3	Danny Briere	Neuvirth/Boucher
2010-11	Mar. 22	vs. WSH	L	4-5	0-1	2/3	3/3	Alexander Semin	Neuvirth/Boucher
2011-12	Mar. 22	vs. WSH	W	2-1	2-1	2/4	1/4	Wayne Simmonds	Holtby/Bryzgalov
2013-14	Dec. 15	@ WSH	L	4-5	1-2	1/3	2/3	Nicklas Backstrom	Grubauer/Mason

WINNIPEG (1-3)

YEAR	DATE	H/R	RESULT	FINAL	SO	FLY	OPP	DECIDING GOAL	GOALTENDERS
2006-07	Oct. 26	vs. ATL	W	3-2	2-1	2/3	1/3	Peter Forsberg	Lehtonen/Niittymaki
2010-11	Mar. 17	@ ATL	L	3-4	0-1	0/2	2/3	Rob Schremp	Pavelec/Boucher
2011-12	Jan. 31	vs. WPG	L	2-1	1-0	0/3	1/3	Bryan Little	Pavelec/Bryzgalov
2013-14	Nov. 15	@ WPG	L	2-3	1-2	1/5	2/5	Bryan Little	Pavelec/Mason

ALL-TIME FLYERS DRAFT PICKS 1967-2015

RD.	NO.	PLAYER	POS.	RD.	NO.	PLAYER	POS.	RD.	NO.	PLAYER	POS.
1967				1975				1980			
1	5	Serge Bernier	C	1	1	Mel Bridgman	C	1	21	Mike Stothers	D
2	14	Al Sarault	D	3	54	Bob Ritchie	LW	2	42	Jay Fraser	LW
1968				4	72	Rick St.Croix	G	3	63	Paul Mercier	D
1	8	Lew Morrison	RW	5	90	Gary Morrison	RW	4	84	Taras Zytynsky	D
1969				6	108	Paul Holmgren	RW	5	105	Dan Held	C
1	6	Bob Currier	C	7	126	Dana Decker	LW	6	126	Brian Tutt	D
2	17	Bobby Clarke	C	9	160	Viktor Khatulev	C	7	147	Ross Fitzpatrick	C
3	28	Willy Brossart	D	10	175	Duffy Smith	D	8	168	Mark Botell	D
4	40	Michel Belhumeur	G	1976				9	189	Peter Dineen	D
5	52	Dave Schultz	LW	1	17	Mark Suzor	D	10	195	Bob O'Brien	RW
6	64	Don Saleski	RW	2	35	Drew Callander	C/RW	210	Andy Brickley	C	
7	81	Claude Chartre	C	3	53	Craig Hamner	D	1981			
1970				4	71	Dave Hynek	LW	1	16	Steve Smith	D
2	18	Bill Clement	C	5	89	Robin Lang	D	2	37	Rich Costello	C
3	32	Bob Kelly	LW	6	107	Paul Klasinski	LW	3	47	Barry Tabobondung	LW
4	46	Jacques Lapierre	D	7	117	Ray Kurpis	RW	3	58	Kenny Strong	C/LW
5	60	Doug Kerslake	RW	1977				4	65	David Michayluk	RW
6	74	Dennis Giannini	LW	1	17	Kevin McCarthy	D	4	79	Kenny Latta	RW
7	87	Hank Nowak	LW	2	35	Tom Gorence	RW	5	100	Justin Hanley	C
8	99	Gary Cunningham	D	3	53	Dave Hoyda	LW	6	121	Andre Villeneuve	D
9	109	Jean Daigle	LW	4	67	Yves Guillemette	G	7	137	Vladimir Svitek	RW
1971				4	71	Rene Hamelin	LW	7	142	Gil Hudon	G
1	8	Larry Wright	C	5	89	Danny Clark	D	8	163	Steve Taylor	LW
1	9	Pierre Plante	RW	6	107	Alain Chaput	LW	9	184	Len Hachborn	C
3	36	Glen Irwin	D	7	123	Richard Dalpe	C	10	205	Steve Tsujiura	C
4	50	Ted Scharf	RW	8	135	Pete Peeters	G	1982			
5	64	Don McCulloch	D	8	136	Clint Eccles	C	1	4	Ron Sutter	C
6	78	Yvon Blodeau	D	8	139	Mike Greeder	RW	3	46	Miroslav Dvorak	D
7	92	Bob Gerrard	RW	9	150	Tom Bauer	LW	3	47	Bill Campbell	D
8	106	Jerome Mrazek	G	9	151	Mike Bauman	LW	4	77	Mikael Hjalm	L/RW
1972				9	153	Bruce Crowder	LW	5	98	Todd Bergen	C
1	7	Bill Barber	LW	10	158	Bob Nicholson	D	6	119	Ron Hextall	G
2	23	Tom Bladon	D	10	159	Dave Sherwood	C	7	140	Dave Brown	RW
3	39	Jimmy Watson	D	10	161	Steve Jones	G	8	161	Alain Lavigne	RW
4	55	Al MacAdam	LW	11	165	Jim Trainor	D	9	182	Magnus Ruppe	LW
5	71	Darryl Fedorak	G	11	166	Barry Duench	LW	10	203	Tom Allen	G
6	87	Dave Hastings	G	11	168	Rod McNair	D	11	224	Rick Gal	LW
7	103	Serge Beaudoin	D	12	172	Mike Laycock	G	12	245	Mark Vichorek	D
8	119	Pat Russell	RW	1978				1983			
9	135	Ray Boutin	G	1	6	Behn Wilson	D	2	41	Peter Zezel	C
1973				1	7	Ken Linseman	C	3	44	Derrick Smith	LW
2	20	Larry Goodenough	D	1	14	Danny Lucas	RW	4	83	Allen Bourbeau	C
2	26	Brent Leavins	LW	2	32	Mike Simurda	RW	5	104	Jerome Carrier	D
3	40	Bob Stumpf	RW	3	36	Gordie Salt	RW	6	125	Rick Tocchet	RW
3	42	Mike Clarke	C	3	49	Glen Cochrane	D	7	147	Bobby Mormina	RW
4	58	Dale Cook	LW	4	66	Russ Wilderman	C	8	161	Pelle Eklund	C
5	74	Michel Latreille	D	5	83	Brad Tamblyn	D	9	188	Rob Nichols	LW
6	90	Doug Ferguson	D	6	100	Mark Taylor	LW	10	209	Bill McCormick	C
7	106	Tom Young	D	7	117	Mike Ewanowski	RW	11	230	Brian Jopling	G
8	122	Norm Barnes	D	8	126	Jerry Price	G	12	251	Harold Duval	LW
9	137	Dan O'Donohue	D	8	134	Darre Switzer	C/LW	1984			
10	153	Brian Dick	RW	9	151	Greg Francis	D	2	22	Greg Smyth	D
1974				10	167	Rick Berard	D	2	27	Scott Mellanby	RW
2	35	Don McLean	D	10	168	Don Lucia	D	2	37	Jeff Chychrun	D
3	53	Bob Sirosi	LW	11	182	Marke Berge	D	3	43	Dave McLay	LW
4	71	Randy Andreachuk	C	11	183	Ken Moore	G	3	47	John Stevens	D
5	89	Dennis Sobchuk	C	12	195	Jim Olson	D	4	79	Dave Hanson	C
6	107	Willie Frieson	LW	12	198	Anton Stastny	RW	5	100	Brian Dobbin	RW
7	125	Rejean Lemelin	G	1979				6	121	John Dzikowski	LW
8	142	Steve Short	LW	1	14	Brian Propp	LW	7	142	Tommy Allen	D
9	159	Peter McKenzie	D	2	22	Blake Wesley	D	8	163	Luke Vitale	C
10	174	Marcel Labrosse	RW	2	35	Pelle Lindbergh	G	9	184	Billy Powers	C
11	189	Scott Jesse	RW	3	56	Lindsay Carson	C/LW	10	205	Darren Fersovich	C
12	201	Richard Guay	G	4	77	Don Gillen	RW	12	247	Juraj Bakos	D
13	211	Brad Morrow	D	5	98	Thomas Eriksson	D				
14	219	Craig Arvidson	LW	6	119	Gordie Williams	RW				

ALL-TIME FLYERS DRAFT PICKS 1967-2015

RD.	NO.	PLAYER	POS.	RD.	NO.	PLAYER	POS.	RD.	NO.	PLAYER	POS.
1985				1990				1995			
1	21	Glen Seabrooke	C	1	4	Mike Ricci	C	1	22	Brian Boucher	G
2	42	Bruce Rendall	LW	2	25	Chris Simon	LW	2	48	Shane Kenny	D
3	48	Darryl Gilmour	G	2	40	Mikael Renberg	LW	4	100	Radovan Somik	RW
3	63	Shane Whelan	C	2	42	Terran Sandwith	D	6	132	Dmitri Tertyshny	D
4	84	Paul Marshall	D	3	44	Kimbi Daniels	C	6	135	Jamie Sokolsky	D
5	105	Daril Holmes	RW	3	46	Bill Armstrong	D	6	152	Martin Spanhel	RW
6	126	Ken Alexander	D	3	47	Chris Therien	D	7	178	Martin Streit	LW
7	147	Tony Horacek	LW	3	52	Al Kinisky	D	8	204	Ruslan Shafikov	C
8	168	Mike Cusack	RW	5	88	Dan Kordic	D	9	230	Jeff Lank	D
9	189	Gordon Murphy	D	6	109	Viacheslav Butsayev	C	1996			
11	231	Rod Williams	RW	8	151	Patrik Englund	LW	1	15	Dainius Zubrus	RW
12	252	Paul Maurice	D	9	172	Toni Porkka	D	3	64	Chester Gallant	RW
1986				10	193	Greg Hanson	D	5	124	Per-Ragna Bergqvist	G
1	20	Kerry Huffman	D	11	214	Tommy Soderstrom	G	5	133	Jesse Boulerice	D
2	23	Jukka Seppo	C/LW	12	235	William Lund	C	7	187	Roman Malov	LW
2	28	Kent Hawley	C	Supplem'tl		Steve Beadle	D	8	213	Jeff Milleker	C
4	83	Mark Bar	D			Ray Letourneau	G	1997			
6	125	Steve Scheifele	RW	1991				2	30	Jean-Marc Pelletier	G
7	146	Sami Wahlsten	LW	1	6	Peter Forsberg	C	2	50	Pat Kavanagh	RW
8	167	Murray Baron	D	3	50	Yanick Dupre	LW	3	62	Kris Mallette	D
9	188	Blaine Rude	RW	4	86	Aris Brimanis	D	4	103	Mikhail Chernov	D
10	209	Shaun Sabol	D	5	94	Yanick Degrace	G	6	158	Jordan Flodell	D
11	230	Brett Lawrence	RW	6	116	Clayton Norris	RW	7	164	Todd Fedoruk	LW
12	251	Daniel Stephano	G	6	122	Dimitri Yushkevich	D	8	214	Marko Kauppinen	D
1987				7	138	Andrei Lomakin	LW	9	240	Par Styf	D
1	20	Darren Rumble	D	9	182	James Bode	RW	1998			
2	30	Jeff Harding	RW	10	204	Josh Bartell	D	1	22	Simon Gagne	C
3	62	Martin Hostak	C	11	226	Neil Little	G	2	42	Jason Beckett	D
4	83	Tomaz Eriksson	LW	12	248	John Porco	C	2	51	Ian Forbes	D
5	104	Bill Gall	RW	Supplem'tl		Angelo Libertucci	G	4	109	Jean-Philippe Morin	D
6	125	Tony Link	D			Brendan Locke	RW	5	124	Francis Belanger	LW
7	146	Mark Strapon	D	1992				5	139	Garrett Prosofsky	C
8	167	Darryl Ingham	RW	1	7	Ryan Sittler	LW	6	168	Antero Niittymaki	G
9	188	Bruce MacDonald	RW	1	15	Jason Bowen	LW	7	175	Kam Ondrik	G
10	209	Steve Morrow	D	2	31	Denis Metlyuk	C	7	195	Tomas Divisek	C
11	230	Darius Rusnak	C	5	103	Vladislav Boulin	D	8	222	Lubomir Pistek	RW
12	251	Dale Roehl	G	6	127	Roman Zolotov	D	9	243	Petr Hubacek	C
Supplem'tl		David Whyte	LW	7	151	Kirk Daubenspeck	G	9	253	Bruno St.Jacques	D
1988				8	175	Claude Jutras, Jr.	RW	9	258	Sergei Skrobot	D
1	14	Claude Boivin	LW	9	199	Jonas Hakansson	LW	1999			
2	35	Pat Murray	LW	10	223	Chris Herperger	LW	1	22	Maxime Ouellet	G
3	56	Craig Fisher	C	11	247	Patrice Paquin	LW	4	119	Jeff Feniak	D
3	63	Dominic Roussel	G	Supplem'tl		Garrett MacDonald	D	6	160	Konstantin Rudenko	LW
4	77	Scott Lagrand	G	1993				7	200	Pavel Kasparik	C
5	98	Edward O'Brien	LW	2	36	Janne Niinimaa	D	7	208	Vaclav Pletka	RW
6	119	Gord Frantti	C	3	71	Vaclav Hrospal	C	8	224	David Nystrom	LW
7	140	Jamie Cooke	RW	3	77	Milos Holan	D	2000			
8	161	Johan Salle	D	5	114	Vladimir Krechin	LW	1	28	Justin Williams	RW
9	182	Brian Arthur	D	6	140	Mike Crowley	D	3	94	Alexander Drozdetsky	RW
10	203	Jeff Dandretta	RW	7	166	Aaron Israel	G	6	171	Roman Cechmanek	G
11	224	Scott Billey	RW	8	192	Paul Healey	RW	6	195	Colin Shields	RW
12	245	Drahomir Kadlec	D	9	218	Tripp Tracy	G	7	210	John Eichelberger	C
Supplem'tl		Paul Connell	G	9	226	E.J. Bradley	C	7	227	Guillaume Lefebvre	C
1989				10	244	Jeffrey Staples	D	8	259	Regan Kelly	D
2	33	Greg Johnson	C	11	270	Ken Hemenway	D	9	287	Milan Kopecky	LW
2	34	Patrik Juhlin	LW	Supplem'tl		Shannon Finn	D	2001			
4	72	Reid Simpson	LW	1994				1	27	Jeff Woywitka	C
6	117	Niklas Eriksson	C	3	62	Artem Anisimov	D	3	95	Patrick Sharp	C
7	138	Jack Callahan	C	4	88	Adam Magarrell	D	5	146	Jussi Timonen	D
8	159	Sverre Sears	D	4	101	Sebastien Vallee	LW	5	150	Bernd Bruckler	G
9	180	Glen Wisser	RW	6	140	Alexander Selivanov	RW	5	158	Roman Malek	G
10	201	Al Kummum	D	7	166	Colin Forbes	LW	6	172	Dennis Seidenberg	D
11	222	Matt Brait	D	8	192	Derek Diener	D	6	177	Andrei Razin	C
12	243	James Pollio	LW	8	202	Raymond Giroux	D	7	208	Thierry Douville	D
Supplem'tl		Jamie Baker	D	9	218	Johan Hedberg	G	7	225	David Printz	D
				10	244	Andre Payette	C/LW				
				11	270	Jan Lipiansky	C/LW				
				Supplem'tl		Kirk Nielsen	RW				

ALL-TIME FLYERS DRAFT PICKS 1967-2015

RD. NO. PLAYER POS.

2002

1	4	Joni Pitkanen	D
4	105	Rosario Ruggeri	D
4	126	Konstantin Baranov	RW
5	161	Dov Grumet-Morris	G
6	192	Nikita Korovkin	D
6	193	Joey Mormina	D
7	201	Mathieu Brunelle	LW

2003

1	11	Jeff Carter	C
1	24	Mike Richards	C
3	69	Colin Fraser	C
3	81	Stefan Ruzicka	RW
3	85	Alexandre Picard	D
3	87	Ryan Potulny	C
3	95	Rick Kozak	RW
4	108	Kevin Romy	RW
5	140	David Tremblay	G
6	191	Rejean Beauchemin	G
6	193	Ville Hostikka	G

2004

3	92	Rob Bellamy	RW
4	101	R.J. Anderson	D
4	124	David Laliberte	RW
5	144	Chris Zarb	D
5	149	Gino Pisellini	RW
6	170	Ladislav Scurko	C
6	171	Frederik Cabana	C/LW
8	232	Martin Houle	G
8	253	Travis Gawryletz	D
9	286	Triston Grant	LW
9	291	John Carter	C

2005

1	29	Steve Downie	RW
3	91	Oskars Bartulis	D
4	119	Jeremy Duchesne	G
5	152	Josh Beaulieu	C
6	174	John Flatters	D
7	215	Matt Clackson	RW

2006

1	22	Claude Giroux	RW
2	39	Andreas Nodl	RW
2	42	Michael Ratchuk	D
2	55	Denis Bodrov	D
3	79	Jon Matsumoto	C
4	101	Joonas Lehtivuori	D
4	109	Jakub Kovar	G
5	149	Jonathan Rheault	RW
6	175	Michael Dupont	G
7	205	Andrei Popov	RW

2007

1	2	James van Riemsdyk	LW
2	41	Kevin Marshall	D
3	66	Garrett Klotz	LW
5	122	Mario Kempe	RW
6	152	Jon Kalinski	LW
6	161	Patrick Maroon	LW
7	182	Brad Phillips	G

2008

1	19	Luca Sbisa	D
3	67	Marc-Andre Bourdon	D
3	84	Jacob DeSerres	G
6	178	Zac Rinaldo	C
7	196	Joacim Eriksson	G

RD. NO. PLAYER POS.

2009

3	81	Adam Morrison	G
3	87	Simon Bertilsson	D
5	142	Nicola Riopel	C
6	153	Dave Labrecque	C
6	172	Eric Wellwood	LW
7	196	Oliver Lauridsen	D

2010

3	89	Michael Chaput	C
4	119	Tye McGinn	LW
5	149	Michael Parks	RW
6	179	Nicholas Luukko	D
7	206	Ricard Blidstrand	D
7	209	Brendan Ranford	LW

2011

1	8	Sean Couturier	C
3	68	Nick Cousins	C
4	116	Colin Suellentrop	D
4	118	Marcel Noebels	LW
6	176	Petr Placek	RW
7	206	Derek Mathers	RW

2012

1	20	Scott Loughton	C
2	45	Anthony Stolarz	G
3	78	Shayne Gostisbehere	D
4	111	Fredric Larsson	D
4	117	Taylor Leier	LW
5	141	Reece Willcox	D
7	201	Valeri Vasiliev	D

2013

1	11	Samuel Morin	D
2	41	Robert Hagg	D
3	72	Tyrell Goulbourne	C
5	132	Terrance Amorosa	D
6	162	Merrick Madsen	G
7	192	David Drake	D

2014

1	17	Travis Sanheim	D
2	48	Nicolas Aube-Kubel	C/RW
3	86	Mark Friedman	D
5	138	Oskar Lindblom	LW
6	168	Radel Fazleev	LW
7	198	Jesper Pettersson	D

2015

1	7	Ivan Provorov	D
1	24	Travis Konecny	C
3	70	Felix Sandstrom	G
3	90	Matej Tomek	G
4	98	Samuel Dove-McFalls	LW
4	104	Mikhail Vorobyov	C
5	128	David Kase	C
6	158	Cooper Marody	RW
7	188	Ivan Fedotov	G

ALL-TIME FLYERS ROSTER 1967-2015

NO. POS. PLAYER SEASON(S)

A

25	C	ACTON, Keith	1988-93
36, 25	LW	ADAMS, Greg	1980-82
27	LW	AFANASENKOV, Dmitry	2006-07
42	RW	AKESON, Jason	2012-15
41	D	ALBERTS, Andrew	2008-09
19, 36	RW	ALLISON, Ray	1981-85, 86-87
11	RW	AMONTE, Tony	2002-04
37	D	ANDERSON, Shawn	1994-95
14	LW	ANDERSSON, Mikael	1998-00
7	C	ANGOTTI, Lou	1967-68
8	LW	ANTOSKI, Shawn	1994-96
58	LW	ARMSTRONG, Bill H.	1990-92
6	D	ARTHUR, Fred	1981-82
45	RW	ASHAM, Aaron	2008-10
4	D	ASHBEE, Barry	1970-74

B

44	D	BABYCH, Dave	1997-99
33	G	BACASHIHUA, Jason	2012
30	G	BACKLUND, Johan	2009-12
34, 35, 36, 9	D	BAILEY, Reid	1980-82
24	D	BALL, Terry	1967-68, 69-70
7	LW	BARBER, Bill	1972-85
23, 25	D	BARNES, Norm	1976-77, 79-81
8	D	BARON, Murray	1989-91
20, 34	RW	BARRIE, Len	1990-93
3	D	BARTULIS, Oskars	2009-12
32	D	BAST, Ryan	1998-00
21, 31, 5	D	BATHE, Frank	1977-84
5	D	BAUMGARTNER, Nolan	2006-07
35	G	BEAUREGARD, Stephane	1992-93
30, 35	G	BELHUMEUR, Michel	1972-73
78	LW	BELLEMARE, Pierre-Edouard	2014-*
22	LW	BENNETT, Harvey	1976-78
19	D	BENNING, Brian	1991-93
42	LW	BERANEK, Josef	1992-95
19, 42	C	BERGEN, Todd	1984-85
37, 19	C	BERGLUND, Bo	1985-86
19, 21	C	BERNIER, Serge	1968-72
34, 17, 12, 32	LW	BERUBE, Craig	1986-91, 98-00
11	C	BETTS, Blair	2009-12
46	C	BIGGS, Don	1989-90
43	G	BIRON, Martin	2006-09
8	LW	BLACKBURN, Don	1967-69
4, 23, 3	D	BLADON, Tom	1972-78
33	D	BLOSKI, Mike (DNP)	1985-86
35	G	BOBROVSKY, Sergei	2010-12
40, 10	LW	BOIVIN, Claude	1991-94
17, 5	RW	BOLAND, Mike.	1974-75
28	D	BOTELL, Mark	1981-82
33	G	BOUCHER, Brian	1999-02, 2009-11
21, 36	RW	BOULERICE, Jesse	2001-02, 2007-08
43	D	BOURDON, Marc-Andre	2011-2015
24	D	BOYNTON, Nick	2010-2011
28, 53, 8, 34	D	BOWEN, Jason	1992-97
87	LW	BRASHEAR, Donald	2001-06
55	RW	BRENDL, Pavel	2001-03
34	LW	BRICKLEY, Andy	1982-83
10	C	BRIDGMAN, Mel	1975-82
48	RW	BRIERE, Danny	2007-13
40, 3	D	BRIMANIS, Aris	1993-94, 95-97
17	C/LW	BRIND'AMOUR, Rod	1991-00
25, 3, 10	D	BROSSART, Willie	1970-73

NO. POS. PLAYER SEASON(S)

32, 21	RW	BROWN, Dave	1982-89, 91-95
3	D	BROWN, Larry	1971-72
30	G	BRYZGALOV, Ilya	2011-13
10	C	BULLARD, Mike	1988-90
28	C	BUREAU, Marc	1998-00
33, 41	G	BURKE, Sean	1997-98, 2003-04
2	D	BURT, Adam	1998-00
21, 28	D	BUSNIUK, Mike	1979-81
22, 26	C	BUTSAYEV, Viacheslav	1992-94
22	RW	BYERS, Mike	1968-69

C

19	LW	CALDER, Kyle	2006-07
28	RW	CALLANDER, Drew	1976-79
13	LW	CARCILLO, Dan	2008-11
29	D	CARKNER, Terry	1988-93
25	D	CARLE, Matt	2008-12
21	D	CARRUTHERS, Dwight	1967-68
35	G	CARON, Sebastien (DNP)	2010
18	LW	CARSON, Lindsay	1981-88
17	C	CARTER, Jeff	2005-11
32	G	CECHMANEK, Roman	2000-03
35	G	CHABOT, Frederic	1993-94
5	D	CHERRY, Dick	1968-70
19, 15	RW	CHOUNARD, Eric	2002-04, 05-06
40, 6	D	CHYCHRUN, Jeff	1986-91
36, 16	C	CLARKE, Bobby	1969-84
15, 10	C	CLEMENT, Bill	1971-75
5	D	COBURN, Braydon	2006-15
44, 9, 35, 29	D/LW	COCHRANE, Glen	1978-79, 81-84
77	D	COFFEY, Paul	1996-98
26	D	COLAIACOVO, Carlo	2014-15
23	RW	COLLINS, Bill	1976-77
89	C	COMRIE, Mike	2003-04
46, 15	RW	CONROY, Al	1991-94
22	C	CORKUM, Bob	1995-96
33, 32	LW	COTE, Riley	2006-10
52	C	COUSINS, Nick	2014-*
14	C	COUTURIER, Sean	2011-*
27	LW	COWICK, Bruce	1973-74
32	LW/C	Craven, Murray	1984-91
29, 15	C	CRISP, Terry	1972-77
44	D	CRONIN, Shawn	1992-93
3	D	CROSSMAN, Doug	1983-88
26	RW	CROWE, Phil	1995-96
14	C	CULLEN, Matt	2006-07
12	RW	CUMMINS, Jim	1993-94
21	C	CUNNINGHAM, Jimmy	1977-78

D

19, 11	LW	DAIGLE, Alexandre	1997-99
15	D	DAIGNEAULT, Jean-Jacques	1986-88
2	D	DAILEY, Bob	1976-82
24	C	DALLMAN, Rod	1991-92
49	G	D'AMOUR, Marc	1988-89
46, 14	RW	DANIELS, Kimbi	1990-92
8, 22	LW	DANIELS, Scott	1996-97
11, 14	C	DARBY, Craig	1996-98
29	LW	DEAN, Barry	1977-79
15	D	DEL ZOTTO, Michael	2014-*
43	D	DELMORE, Andy	1998-01
37	D	DESJARDINS, Eric	1994-06
20, 9	RW	DIMAIO, Rob	1993-96
15	RW	DIMITRAKOS, Niko	2005-07
20, 11	RW	DINEEN, Kevin	1991-96

ALL-TIME FLYERS ROSTER 1967-2015

NO.	POS.	PLAYER	SEASON(S)
45	LW	DIONNE, Gilbert	1994-96
20	RW	DIVISEK, Tomas	2000-02
7, 18	RW	DOBBIN, Brian	1986-92
20	C	DOPITA, Jiri	2001-02
24, 12	RW	DORNHOEFER, Gary	1967-78
34	C	DOWD, Jim	2007-08
9, 27	RW	DOWNIE, Steve	2007-09, 13-15
23	C	DROLET, Rene	1971-72
26	RW	DRUCE, John	1995-98
35	G	DUCHESNE, Jeremy	2009-10
19, 28, 25	D	DUCHESNE, Steve	1991-92, 98-99
32	C	DUNLOP, Blake	1977-79
28, 6	D	DUPONT, Andre	1972-80
66, 15, 18	LW	DUPRE, Yanick	1991-92, 94-96
9	D	DVORAK, Miroslav	1982-85
24, 29	D	DYKHUIS, Karl	1994-97, 98-00

E

55	LW	EAGER, Ben	2005-08
44	D	EATON, Mark	1999-00
21	D	EDESTRAND, Darryl	1969-70
9	C	EKLUND, Pelle	1985-94
23, 36	RW	ELLISON, Matt	2005-07
29	G	EMERY, Ray	2009-10, 14-15
26	D	EMINGER, Steve	2008-09
6, 8, 27	D	ERIKSSON, Thomas	1980-82, 83-86
42	G	ESCHE, Robert	2002-07
15	C	EVANS, Doug	1992-93
23, 25	C	EVANS, John	1978-79, 80-81, 82-83

F

15	RW	FALLOON, Pat	1995-98
36	LW	FAUST, Andre	1992-94
1	G	FAVELL, Doug	1967-73
52, 29	LW	FEDORUK, Todd	2000-04, 06-07
26	LW	FEDOTENKO, Ruslan	2000-02, 2012-13
18	RW	FEDYK, Brent	1992-96
39	D	FENYVES, Dave	1987-92
25	D	FINLEY, Jeff	1993-94
7, 15	C	FISHER, Craig	1989-91
8	D	FITZPATRICK, Rory	2007-08
32, 22, 34, 39	LW	FITZPATRICK, Ross	1982-86
9	LW	FLEMING, Reggie	1969-70
21	RW	FLETT, Bill	1971-74
43, 11	C	FLOCKHART, Ron	1980-83
22	D/LW	FOLEY, Rick	1971-72
48, 12	LW	FORBES, Colin	1996-99
21	C	FORSBERG, Peter	2005-07
44	D	FOSTER, Corey	1991-92
3	D	FOSTER, Kurtis	2011-13
35	G	FOSTER, Norm (DNP)	1993-94
29	LW	FOTIU, Nick	1987-88
45, 37	C	FREER, Mark	1986-92
51	D	FRITSCH, Jamie	2008-09
35	G	FROESE, Bob	1982-87

G

12	LW	GAGNE, Simon	1999-2010, 12-13
3	D	GALLEY, Garry	1991-95
30	G	GAMBLE, Bruce	1970-72
23	C	GARDNER, Dave	1979-80
23	D	GAUTHIER, Denis	2005-08
5	D	GAUTHIER, Jean	1967-68
20, 11	LW	GENDRON, Jean-Guy	1968-72
27	D	GERVAIS, Bruno	2012-15
75	D	GILL, HAL	2013-14

21	RW	GILLEN, Don	1979-80
34	LW	GILLIS, Jere	1986-87
30		GILLOW, Russ (DNP)	1971-72
49		GILMOUR, Darryl (DNP)	1987-88
56, 28	RW	GIROUX, Claude	2007-08
4, 23, 5, 29	D	GOODENOUGH, Larry	1974-77
22, 36	RW	GORENCE, Tom	1978-83
52	LW	GRANT, Triston	2006-08
55, 77	C	GRATTON, Chris	1997-99
46, 24	LW	GRATTON, Josh	2005-06, 2008-09
35	G	GREENLAY, Mike (DNP)	1994-95
65	LW	GREENTREE, Kyle	2007-08
15, 23, 9	RW	GREIG, Mark	1998-01, 2002-03
32	D	GRENIER, Martin	2006-08
8	D	GROSSMANN, Nicklas	2012-15
25, 34	RW	GUAY, Paul	1983-85
3	D	GUDAS, Radko	2014-00
65, 29	D	GUENIN, Nate	2006-09
29	D	GUSTAFSSON, Erik	2010-15

H

11, 36	C	HACHBORN, Len	1983-85
33	G	HACKETT, Jeff	2003-04
17, 23, 19	D	HALE, Larry	1968-72
18	RW	HALL, Adam	2012-15
5	D	HALLER, Kevin	1994-97
14	LW	HAMEL, Denis	2006-07
26	C	HANDZUS, Michal	2002-06
6	D	HANNA, John	1967-68
14, 16	RW	HANNIGAN, Pat	1967-69
34	RW	HARDING, Jeff	1988-90
25	D	HARRIS, Ted	1974-75
19	LW	HARTNELL, Scott	2007-15
2	D	HATCHER, Derian	2005-09
18	C	HAWERCHUK, Dale	1995-97
20	D	HAWGOOD, Greg	1992-94
38	RW	HEALY, Paul	1996-98
19	LW	HEISKALA, Earl	1968-71
27	G	HEXTALL, Ron	1986-92, 94-99
17	RW	HICKS, Wayne	1967-68
37, 15, 28, 36	LW	HILL, Al	1976-82, 86-88
3	D	HILLMAN, Larry	1969-71
6	D	HILLMAN, Wayne	1969-73
27	LW	HLAVAC, Jan	2001-02
10	LW	HLUSHKO, Todd	1993-94
18	C	HOEKSTRA, Ed	1967-68
24, 34, 35	D	HOFFMEYER, Bob	1981-83
68, 30	G	HOFFORT, Bruce	1989-92
41	D	HOLAN, Milos	1993-94
17	RW	HOLMGREN, Paul	1975-84
34, 22	C	HOLMSTROM, Ben	2010-15
24	D/RW	HOLT, Randy	1983-84
43, 21	LW	HORACEK, Tony	1989-92
17	D	HOSPODAR, Ed	1984-85, 86-87
26	C	HOSTAK, Martin	1990-92
35	G	HOULE, Martin	2006-08
2	D	HOWE, Mark	1982-92
8	LW	HOYDA, Dave	1977-79
21	C	HUBACEK, Petr	2000-01
47, 44	D	HUBER, Willie	1987-88
5, 2	D	HUFFMAN, Kerry	1986-92, 95-96
5	D	HUGHES, Brent	1970-73
8, 11	RW	HULL, Jody	1998-99, 99-01
23	D	HUSKINS, Kent	2012-13
40	G	HUTTON, Carter (DNP)	2010

ALL-TIME FLYERS ROSTER 1967-2015

NO.	POS.	PLAYER	SEASON(S)
26	D	HYNES, Gord	1992-93
J			
30	G	INNESS, Gary	1975-77
K			
68	RW	JAGR, Jaromir	2011-12
45, 14	RW	JENSEN, Chris	1989-92
33, 30	G	JENSEN, Darren	1984-86
21, 20	C	JOHNSON, Jimmy	1968-72
5	D	JOHNSON, Kim	2001-06
47	LW	JONES, Brad	1991-92
20	RW	JONES, Keith	1998-01
51, 29, 6	D	JONES, Randy	2003-09
43	D	JONSSON, Lars	2006-08
24, 2, 25	D	JOSEPH, Chris	1997-99
20	C	JOYAL, Eddie	1971-72
12	LW	JUHLIN, Patrik	1994-96
L			
18	RW	KALLIO, Tomi	2002-03
46, 37	LW	KALINSKI, Jon	2008-10
21, 28, 11	LW	KANE, Boyd	2003-04, 06-09
24	LW	KAPANEN, Sami	2002-08
15	C	KASPER, Steve	1991-93
36	RW	KAVANAGH, Pat	2005-06
23	LW/C	KEENAN, Larry	1971-72
9	LW	KELLY, Bob	1970-80
22	C	KENNEDY, Forbes	1967-70
12	C/RW	KERR, Tim	1980-91
26	C	KINDRACHUK, Orest	1972-78
20	RW	KLATT, Trent	1995-99
22, 9	RW	KNUBLE, Mike	2005-09, 2012-13
34	D	KONAN, Matthew	2012-15
6, 21	D	KORDIC, Dan	1991-92, 93-94, 95-99
25, 15	LW	KOVALENKO, Andrei	1998-99
2	D	KRAJICEK, Lukas	2010
13	D	KUBINA, Pavel	2012
2	D	KUCERA, Frantisek	1996-97
28, 3	D	KUKKONEN, Lasse	2006-09
35	G	KUNTAR, Les (DNP)	1994-95
36, 10, 8, 15	LW	KUSHNER, Dale	1990-92
L			
68, 36, 20	RW	LACOMBE, Normand	1990-91
15, 7	C	LACROIX, Andre	1967-71
32	LW	LACROIX, Daniel	1996-98
33	G	LaFOREST, Mark	1987-89
16	LW	LaFORGE, Claude	1967-68
5	RW	LAJEUNESSE, Serge	1973-75
9	R	LALIBERTE, David	2009-10
22	C	LAMB, Mark	1993-95
37	C	LAMOUREUX, Mitch	1987-89
18	C	LANGKOW, Daymond	1998-01
39	D	LANK, Jeff	1999-00
14	RW	LAPERRIERE, Ian	2009-12
13	C	LAPOINTE, Claude	2002-04
5	D	LAPOINTE, Rick	1976-79
33	G	LAROCQUE, Michel	1982-84
62, 11	D	LATAL, Jiri	1989-92
21	C	LAUGHTON, Scott	2012-15
38	D	LAURIDSEN, Oliver	2012-15
47	RW	LAW, Kirby	2000-01, 2002-04
18	LW	LAWLESS, Paul	1987-88
5, 27	RW	LEACH, Reggie	1974-82
40	C	LECAVALIER, Vincent	2013-15

NO.	POS.	PLAYER	SEASON(S)
10	LW	LeCLAIR, John	1994-04
23, 17	LW	LEFEBVRE, Guillaume	2001-03
49	G	LEIGHTON, Michael	2006-07, 2009-13
22	LW	LEINO, Ville	2009-11
28	G	LEMELIN, Rejean (DNP)	1977-78
18	LW	LESUK, Bill	1970-72
6	D	LILJA, Andreas	2011-13
31	G	LINDBERGH, Pelle	1981-86
88	C	LINDROS, Eric	1992-00
26, 14, 18	C	LINSEMAN, Ken	1978-82, 89-90
35	G	LITTLE, Neil	1996-04
23	LW	LOMAKIN, Andrei	1991-93
18	LW	LONSBERY, Ross	1971-78
15	RW	LUCAS, Danny	1978-79
15	RW	LUPUL, Joffrey	2007-09
M			
25	LW	MacADAM, Al	1973-74
47	D	MacDONALD, Andrew	2013-15
19, 21	LW	MacLEISH, Rick	1970-81, 83-84
34	C	MacNEIL, Ian	2002-03
19, 4, 21, 24	D	MacSWEYN, Ralph	1968-72
14	C	MacTAVISH, Craig	1994-96
20	LW	MAGUIRE, Kevin	1989-90
3, 25	D	MAIR, Jimmy	1970-72
43, 23	D	MALGUNAS, Stewart	1993-95
2	D	MALAKHOV, Vladimir	2003-04
28	C	MANDERVILLE, Kent	1999-02
15, 14	LW	MANELUK, Mike	1998-99, 99-00
23, 43	D	MANNING, Brandon	2012-15
8, 42	D	MANTHA, Moe	1988-89, 91-92
55	D	MARKOV, Danny	2003-04
8	D	MARSH, Brad	1981-88
46	D	MARSHALL, Kevin	2011-12
35	G	MASON, Steve	2012-15
24	D	McALLISTER, Chris	2000-03
9	LW	McAMMOND, Dean	2000-01
25, 36, 5	D	McCARTHY, Kevin	1977-79, 85-87
21	RW	McCARTHY, Sandy	1998-00
10	D	McCRIMMON, Brad	1982-87
27, 29	D	McGILL, Ryan	1992-95
3	D	McGILLIS, Dan	1997-03
15	LW	McGINN, Tye	2012-15
29	D	McILHARGEY, Jack	1974-77, 79-81
30, 24	G	McLEOD, Don	1971-72
23	C	MEEHAN, Gerry	1968-69
19	RW	MELLANBY, Scott	1985-91
40	RW	MELOCHE, Eric	2006-07
41	D	MESZAROS, Andrej	2010-14
13	C	METROPOLIT, Glen	2008-09
48, 34	D	MEYER, Freddy	2003-07
35, 13	RW	MICHAYLUK, Dave	1981-83
15	RW	MICKEL, Larry	1971-72
4	D	MISZUK, John	1968-70
26	D	MODRY, Jaroslav	2007-08
36	LW	MOKOSAK, Carl	1985-86
22	C	MONTGOMERY, Jim	1994-96
39	G	MOORE, Robbie	1978-80
21	RW	MORRISON, Gary	1979-82
8	RW	MORRISON, Lew	1969-72
33	G	MRAZEK, Jerome	1975-76
41	LW	MULVENNA, Glenn	1992-93
67	G	MUNROE, Scott(DNP)	2006-09
3	D	MURPHY, Gord	1988-92
39	C	MURRAY, Marty	2001-03

ALL-TIME FLYERS ROSTER 1967-2015

NO.	POS.	PLAYER	SEASON(S)
39	C	MURRAY, Mike	1987-88
23, 24	LW	MURRAY, Pat	1990-92
25, 24	D	MURRAY, Terry	1975-77, 78-79, 80-81
18	RW	MYHRES, Brantt	1997-98
31	G	MYRE, Phil	1979-81
N			
42	LW	NACHBAUR, Don	1985-90
5	D	NATTRESS, Ric	1992-93
93	C	NEDVED, Petr	2005-07
45	C	NEVBURY, Kris	2013-14
44	D	NIINIMAA, Janne	1996-98
30	G	NIITYMAKI, Antero	2003-09
14, 15	RW	NODL, Andreas	2008-11
22, 21, 14, 17	RW	NOLET, Simon	1967-74
O			
77	C	OATES, Adam	2001-02
29	LW	ODJICK, Gino	1999-01
6	D	O'DONNELL, Sean	2010-11
49	G	OUELLET, Maxime	2000-01
17	LW	OSBURN, Randy	1974-75
29	C	OTTO, Joel	1995-98
P			
21, 12, 32	RW	PADDOCK, John	1976-77, 79-80, 82-83
20, 18, 19	RW	PAIEMENT, Rosaire	1967-70
30, 1	G	PARENT, Bernie	1967-71, 73-79
77	D	PARENT, Ryan	2006-10
7	LW	PARIZEAU, Michel	1971-72
15	C	PARK, Richard	1998-99
12	C	PASLAWSKI, Greg	1992-93
6, 28	LW	PATERSON, Joe	1984-85
34	D	PATTERSON, Dennis	1979-80
41, 14	LW	PEDERSON, Mark	1990-93
33	G	PEETERS, Pete	1978-82, 89-91
49	G	PELLETIER, Jean-Marc	1998-00
19	D	PELLETIER, Roger	1967-68
22	RW	PELUSO, Mike	2003-04
15	C	PETERS, Garry	1967-71
8	D	PETIT, Michel	1996-97
41, 29, 45	D	PICARD, Alexandre	2005-08
42	LW	PICARD, Michel	2000-01
44	D	PITKANEN, Joni	2003-07
38	C	PLANTE, Derek	2000-01
25, 20	RW	PLANTE, Pierre	1971-73
11	LW	PLETKA, Vaclav	2001-02
25	LW	PODIEN, Shjon	1994-99
11	C	POTULNY, Ryan	2005-08
25	D	POTVIN, Jean	1971-73
34, 20	C	POULIN, Dave	1982-90
36	C	POWE, Darroll	2008-11
18	LW	PRESTON, Yves	1978-79, 80-81
25	C	PRIMEAU, Keith	1999-06
28, 54	D	PRINTZ, David	2005-07
20	D	PRONGER, Chris	2009-15
14, 26	LW	PROPP, Brian	1979-90
45, 40	C	PROSPAL, Vaclav	1996-98, 2007-08
27	C	PYORALA, Mika	2009-10
Q			
14, 10, 11	C	QUINN, Dan	1991-92, 95-96
R			
29	D	RACINE, Yves	1993-94
60	RW	RADUNS, Nate	2008-09
19	RW	RADIVOJEVIC, Branko	2003-06

NO.	POS.	PLAYER	SEASON(S)
12	LW	RAFFL, Michael	2013-14
28	D	RAGNARSSON, Marcus	2002-04
5	D	RAMAGE, Rob	1993-94
19	LW	RANHEIM, Paul	2000-03
3	D	RATHJE, Mike	2005-09
24	RW	READ, Matt	2011-12
14	LW	READY, Ryan	2005-06
8, 11	RW	RECCHI, Mark	1991-95, 98-04
26	RW	REID, Darren	2006-08
19	RW	RENNBERG, Mikael	1993-97, 98-00
33	G	RESCH, Glenn	1985-87
18	C	RICCI, Mike	1990-92
18	C	RICHARDS, Michael	2005-11
22	D	RICHARDSON, Luke	1997-02
34, 5	D	RICHTER, Dave	1985-86
36	C	RINALDO, Zac	2011-15
31	LW	RITCHIE, Bob	1976-77
36	D	ROBERTS, Gordie	1987-88
27	C	ROBITAILLE, Randy	2006-07
9	RW	ROCHEFORT, Leon	1967-69
97	C	ROENICK, Jeremy	2001-04
42	RW	ROMANIUK, Russ	1995-96
48, 34	D	ROOT, Bill	1987-88
37	D	ROSEHILL, Jay	2012-13
42	C	ROSS, Jared	2008-10
10	LW	ROUPE, Magnus	1987-88
33	G	ROUSSEL, Dominic	1991-96, 96-97
36, 3, 5	D	RUMBLE, Darren	1990-92, 95-97
40, 9, 15, 14	RW	RUZICKA, Stefan	2005-08
S			
47	D	SABOL, Shaun	1989-90
15	RW	SACCO, Joe	2002-03
25, 11	RW	SALESKI, Don	1971-79
28	D	SAMUELSSON, Kjell	1986-92, 95-98
55	D	SAMUELSSON, Ulf	1999-00
50	D	SANDELIN, Scott	1990-91
8	LW	SANDERSON, Geoff	2006-07
21, 24	RW	SARRAZIN, Dick	1968-70, 71-72
27	C	SAVAGE, Andre	2002-03
49	LW	SAVAGE, Brian	2005-06
47	D	SBISA, Luca	2008-09
10	C	SCHENN, Brayden	2011-12
22	D	SCHENN, Luke	2012-13
10	RW	SCHMAUTZ, Cliff	1970-71
22	LW	SCHOCK, Danny	1970-71
25, 8	LW	SCHULTZ, Dave	1971-76
55	D	SCHULTZ, Nick	2014-15
11	C	SEABROOKE, Glen	1986-89
21	LW	SECORD, Al	1988-89
36, 28	D	SEIDENBERG, Dennis	2002-06
10	LW	SELBY, Brit	1967-69
34, 44	C	SEMENTOV, Anatoli	1994-96
32	LW	SESTITO, Tom	2012-13
30	G	SETTLEMAYER, Dave (DNP)	1989-90
51, 11, 18, 32, 9	C	SHARP, Patrick	2002-06
45	LW	SHELLEY, Jody	2010-13
21	RW	SIKLENKA, Mike	2002-03
11	C	SILLINGER, Mike	1997-99
11	RW	SIM, Jon	2005-06
17	RW	SIMMONDS, Wayne	2011-12
48	LW	SIMPSON, Reid	1991-92
23	L/RW	SINISALO, Ilkka	1981-90
21	RW	SIROIS, Bob	1974-75
9, 27	C	SITTLER, Darryl	1982-84

ALL-TIME FLYERS ROSTER 1967-2015

NO.	POS.	PLAYER	SEASON(S)
15	C	SKALDE, Jarrod	2001-02
43	D	SKOLNEY, Wade	2005-06
40	D	SLOANE, David	2008-09
15, 45	D	SLANEY, John	2001-02, 2003-04
24	LW	SMITH, Derrick	1984-91
21	D	SMITH, Jason	2007-08
24, 5	D	SMITH, Steve	1981-82, 84-87
40, 6	D	SMYTH, Greg	1986-88
30	G	SNOW, Garth	1995-98
14	C	SNUGGERUD, Dave	1992-93
30	G	SODERSTROM, Tommy	1992-94
20	LW	SOMIK, Radovan	2002-04
30	G	ST.CROIX, Rick	1977-83
42, 22	D	ST.JACQUES, Bruno	2001-03
23	RW	STANKIEWICZ, Myron	1968-69
6	D	STANLEY, Allan	1968-69
28, 34, 29	D	STANLEY, Daryl	1983-84, 85-87
35	G	STEPHENSON, Wayne	1974-79
41	D	STEVENS, John	1986-88
25	LW	STEVENS, Kevin	2000-01
27	RW	STEVENSON, Turner	2005-06
44	C	STOCK, P.J.	2000-01
35	G	STORR, Jamie (DNP)	2005-06
44	C	STOTHERS, Mike	1984-88
19	C	STRATTON, Art	1967-69
32	D	STREIT, Mark	2013-*
15	LW	SULLIMAN, Doug	1988-90
11, 10	LW	SUTHERLAND, Bill	1967-71
15	RW	SUTTER, Rich	1983-86
14	C	SUTTER, Ron	1982-91
4	D	SUZOR, Mark	1976-77
3, 23	D	SVOBODA, Petr	1994-99
22	RW	SWARBRICK, George	1970-71
23	D	SYKORA, Michal	2000-01
26	D	SYVRET, Danny	2008-11, 2012-13

T

25, 27	C	TALBOT, Maxime	2011-14
30	G	TAYLOR, Bobby	1971-76
35, 15	C	TAYLOR, Mark	1981-83
5	D	TERTYSHNY, Dmitri	1998-99
6	D	THERIEN, Chris	1994-04, 2005-06
25	LW	THORESEN, Patrick	2007-08
17	RW	TIBBETTS, Billy	2001-02
2	D	TILEY, Brad	2000-01
3	D	TIMANDER, Mattias	2003-04
46	D	TIMONEN, Jussi	2006-07
44	D	TIMONEN, Kimmo	2007-15
14	C	TIPPETT, Dave	1993-94
22, 92	RW	TOCCHET, Rick	1984-92, 99-02
55	D	TOLLEFSEN, Ole-Kristian	2009-10
53	RW	TOLPEKO, Denis	2007-08
37	C	TOOKEY, Tim	1986-87

U

20, 18	C	UMBERGER, R.J.	2005-08, 14-*
9	RW	UPSHALL, Scottie	2006-09

V

23	D	VAANANEN, Ossi	2008-09
34	G	VANBIESBROUCK, John	1998-00
76	C	VANDEVELDE, Chris	2013-*
23, 26	D	VANDERMEER, Jim	2002-04, 2007-08

NO.	POS.	PLAYER	SEASON(S)
2	D	VANIMPE, Ed	1967-76
21	LW	van RIEMSDYK, James	2009-12
10	RW	VERSTEEG, Kris	2010-11
43, 28, 11	RW	VERVERGAERT, Dennis	1978-80
43	C	VILGRAIN, Claude	1993-94
24, 29	LW	VOPAT, Roman	1998-99
93	RW	VORACEK, Jakub	2011-*

W

8	D	WALKER, Matt	2010-13
36	C	WALZ, Wes	1991-93
18	LW	WARRINER, Todd	2002-03
38	C	WASHBURN, Steve	1999-00, 2000-01
20	D	WATSON, Jimmy	1972-82
3, 14	D	WATSON, Joe	1967-78
2	D	WEINRICH, Eric	2001-04
7	D	WELLS, Jay	1988-90
47	LW	WELLWOOD, Eric	2010-15
54	RW	WESENBERG, Brian	1998-00
8, 6	D	WESLEY, Blake	1979-81
14, 15	C	WHITE, Peter	1998-01, 2003-04
25	C	WHITE, Ryan	2014-*
15, 23	C	WHITE, Todd	1999-00
24	D	WILKIE, Bob	1993-94
35, 34	C	WILLIAMS, Gordie	1981-83
14	RW	WILLIAMS, Justin	2000-04
3	D	WILSON, Behn	1978-83
1	G	WILSON, Dunc	1969-70
32	RW	WINNES, Chris	1993-94
35	G	WREGGET, Ken	1988-92
18	LW	WRIGHT, Jamie	2002-03
20	LW	WRIGHT, Keith	1967-68
10, 15, 21, 20	C	WRIGHT, Larry	1971-73, 75-76

Y

61	C	YORK, Mike	2006-07
6	C	YOUNG, Tim	1984-85
30	G	YOUNG, Wendell	1987-88
2, 22	D	YUSHKEVICH, Dmitry	1992-95, 02-03

Z

24	D	ZALAPSKI, Zarley	1999-00
24	D	ZEIDEL, Larry	1967-69
26	LW	ZELEPUKIN, Valeri	1998-00
40	LW	ZENT, Jason	1998-00
72	G	ZEPP, Rob	2014-15
26	D	ZETTLER, Rob	1993-95
25	C	ZEZEL, Peter	1984-88
23	C	ZHAMNOV, Alexei	2003-04
93	RW	ZHERDEV, Nikolay	2010-11
77	D	ZHITNIK, Alexei	2006-07
29	LW	ZOLNIERCZYK, Harry	2011-13
42, 9	LW	ZUBRUS, Dainius	1996-99

■ Denotes Flyers retired number

**Still active on Flyers roster (DNP): Dressed, but did not play

ALL-TIME NUMERICAL ROSTER

#	POS.	PLAYER	SEASON(S)	#	POS.	PLAYER	SEASON(S)	#	POS.	PLAYER	SEASON(S)
1	G	FAVELL, Doug	1967-73	D	THERIEN, Chris	1994-04, 2005-06		RW	SALESKI, Don	1977-79	
	G	PARENT, Bernie	1972-79	D	WESLEY, Blake	1980-81		C	SEABROOKE, Glen	1986-89	
	G	PARENT, Bernie	1973-79	C	YOUNG, Tim	1984-85		C	SHARP, Patrick	2002-03	
	G	WILSON, Dunc	1969-70	7	C	ANGOTTI, Lou	1967-68	C	SILLINGER, Mike	1997-99	
2	D	BURT, Adam	1998-00	LW	BARBER, Bill	1972-83		RW	SIM, Jon	2005-06	
	D	DAILEY, Bob	1976-82	RW	DOBBIN, Brian	1986-88		LW	SUTHERLAND, Bill	1967-68	
	D	HATCHER, Derian	2005-09	C	FISHER, Craig	1989-90		RW	VERVERGAERT, Dennis	1979-80	
	D	HOWE, Mark	1982-92	C	LACROIX, Andre	1969-71	12	LW	BERUBE, Craig	1998-99	
	D	HUFFMAN, Kerry	1995-96	LW	PARIZEAU, Michel	1971-72		RW	CUMMINS, Jim	1993-94	
	D	JOSEPH, Chris	1998-99	D	WELLS, Jay	1988-90		RW	DORNHOEFER, Gary	1976-78	
	D	KRAJICEK, Lukas	2009-10	8	LW	ANTOSKI, Shawn	1994-96	LW	FORBES, Colin	1997-99	
	D	KUCERA, Frantisek	1996-97	D	BARON, Murray	1989-91		LW	GAGNE, Simon	1999-2010, 2012-13	
	D	MALAKHOV, Vladimir	2003-04	LW	BLACKBURN, Don	1967-69		LW	JUHLIN, Patrik	1994-96	
	D	TILEY, Brad	2000-01	D	BOWEN, Jason	1992-93		C/RW	KERR, Tim	1980-91	
	D	VAN IMPE, Ed	1967-76	LW	DANIELS, Scott	1996-97		RW	PADDOCK, John	1979-80	
	D	WEINRIK, Eric	2001-04	D	ERIKSSON, Thomas	1980-81		C	PASLAWSKI, Greg	1992-93	
	D	YUSHKEVICH, Dmitry	1992-95	D	FITZPATRICK, Rory	2007-08		LW	RAFFL, Michael	2013-14	
3	D	BARTULIS, Oskars	2009-12	LW	HOYDA, Dave	1977-79	13	LW	CARCILLO, Dan	2008-11	
	D	BLADON, Tom	1974-75	RW	HULL, Jody	1998-99		D	KUBINA, Pavel	2011-12	
	D	BRIMANIS, Aris	1996-97	D	GROSSMANN, Nicklas	2012-15		C	LAPORTE, Claude	2002-04	
	D	BROSSART, Willie	1972-73	LW	KUSHNER, Dale	1991-92		C	METROPOLIT, Glen	2008-09	
	D	BROWN, Larry	1971-72	D	MANTHA, Moe	1988-89		RW	MICHAEL, Mike	1982-83	
	D	CROSSMAN, Doug	1983-88	D	MARSH, Brad	1981-88	14	LW	ANDERSON, Mikael	1998-00	
	D	FOSTER, Kurtis	2012-13	RW	MORRISON, Lew	1969-72		C	COUTURIER, Sean	2011-12	
	D	GALLEY, Garry	1991-95	D	PETIT, Michel	1996-97		C	CULLEN, Matt	2006-07	
	D	GUDAS, Radko	2014-15	RW	RECCI, Mark	1991-95, 98-04		RW	DANIELS, Kimbi	1991-92	
	D	HILLMAN, Larry	1969-71	LW	SANDERSON, Geoff	2006-07		C	DARBY, Craig	1997-98	
	D	KUKKONEN, Lasse	2008-09	LW	SCHULTZ, Dave	1973-76		LW	HAMEL, Denis	2006-07	
	D	MAIR, Jimmy	1971-72	D	WALKER, Matt	2010-12		RW	HANNIGAN, Pat	1967-68	
	D	McGILLIS, Dan	1997-03	D	WESLEY, Blake	1979-80		RW	JENSEN, Chris	1991-92	
	D	MURPHY, Gord	1988-92	9	D/LW	COCHRANE, Glen	1978-79	C	LINSEMAN, Ken	1980-82	
	D	RATHJE, Mike	2005-09	RW	DIMAIO, Rob	1994-96		C	MacTAVISH, Craig	1994-96	
	D	RUMBLE, Darren	1995-96	RW	DOWNIE, Steve	2013-14		LW	MANELUK, Mike	1999-00	
	D	SVOBODA, Petr	1994-95	D	DVORAK, Miroslav	1982-85		RW	NODL, Andreas	2008-09	
	D	TIMANDER, Mattias	2003-04	C	EKLUND, Pelle	1985-94		RW	NOLET, Simon	1969-70	
	D	WATSON, Joe	1968-69	LW	FLEMING, Reggie	1969-70		RW	PEDERSON, Mark	1991-93	
	D	WILSON, Behn	1978-83	RW	GREIG, Mark	2002-03		LW	PROPP, Brian	1979-82	
4	D	ASHBEE, Barry	1970-74	LW	KELLY, Bob	1970-80		C	QUINN, Dan	1995-96	
	D	BLADON, Tom	1975-76	RW	KNUBLE, Mike	2012-13		LW	READY, Ryan	2005-06	
	D	GOODENOUGH, Larry	1976-77	R	LALIBERTE, David	2009-11		RW	RUZICKA, Stefan	2007-08	
	D	MacSWEENEY, Ralph	1969-70	LW	McAMMOND, Dean	2000-01		C	SNUGGERUD, Dave	1992-93	
	D	MISZUK, John	1968-70	RW	ROCHFORD, Leon	1967-69		C	SUTTER, Ron	1982-91	
	D	SUZOR, Mark	1976-77	RW	RUZICKA, Stefan	2006-07		C	TIPPETT, Dave	1993-94	
5	D	BATHE, Frank	1983-84	C	SHARP, Patrick	2005-06		D	WATSON, Joe	1970-78	
	D	BAUMGARTNER, Nolan	2006-07	C	SITTLE, Darryl	1982-83		C	WHITE, Peter	1998-99	
RW	BOLAND, MikeA.	1974-75		RW	UPSHALL, Scottie	2006-09		RW	WILLIAMS, Justin	2000-04	
	D	CERRY, Dick	1968-70	LW	ZUBRUS, Dainius	1998-99	15	RW	CHOQUINARD, Eric	2005-06	
	D	COBURN, Braydon	2006-15	LW	BOIVIN, Claude	1992-94		C	CLEMENT, Bill	1971-72	
	D	GAUTHIER, Jean	1967-68	C	BRIDGMAN, Mel	1975-82		RW	CONROY, Al	1993-94	
	D	GOODENOUGH, Larry	1974-75	D	BROSSART, Willie	1972-73		C	CRISP, Terry	1942-77	
	D	HALLER, Kevin	1994-97	C	BULLARD, Mike	1988-90		D	DAIGNEAULT, Jean-Jacques	1986-88	
	D	HUFFMAN, Kerry	1986-90	C	CLEMENT, Bill	1972-75		D	DELZOTTO, Michael	2014-15	
	D	HUFFMAN, Kerry	1986-87, 91-92	LW	KUSHNER, Dale	1990-91		RW	DIMITRAKOS, Niko	2005-07	
	D	HUGHES, Brent	1970-73	LW	LeCLAIR, John	1994-04		LW	DUPRE, Yanick	1994-95	
	D	JOHNSON, Kim	2001-06	D	McCRIMMON, Brad	1982-87		C	EVANS, Doug	1992-93	
RW	LAJEUNESSE, Serge	1973-75		C	QUINN, Dan	1991-92		RW	FALLOON, Pat	1995-98	
	D	LAPOINTE, Rick	1976-79	LW	ROUPE, Magnus	1987-88		C	FISHER, Craig	1990-91	
RW	LEACH, Reggie	1981-82		C	SCHENN, Brayden	2011-12		RW	GREIG, Mark	1998-00	
	D	McCARNEY, Kevin	1986-87	RW	SCHMAUTZ, Cliff	1970-71		RW	HANNIGAN, Pat	1968-69	
	D	NATTRESS, Ric	1992-93	LW	SELBY, Brit	1967-69		LW	HILL, Al	1980-81	
	D	RAMAGE, Rob	1993-94	LW	SUTHERLAND, Bill	1968-71		C	KASPER, Steve	1991-93	
	D	RICHTER, Dave	1985-86	RW	VERSTEEG, Kris	2010-11		LW	KOVALENKO, Andrei	1998-99	
	D	RUMBLE, Darren	1996-97	C	WRIGHT, Larry	1971-72		LW	KUSHNER, Dale	1991-92	
	D	SMITH, Steve	1984-87	11	RW	AMONTE, Tony	2002-04	C	LACROIX, Andre	1967-68	
	D	TERYSHNY, Dmitri	1998-99	C	BETTS, Blair	2009-11		RW	LUCAS, Danny	1978-79	
	D	ARTHUR, Fred	1981-82	LW	DAIGLE, Alexandre	1998-99		RW	LULL, Jeffrey	2007-09	
	D	CHYCHRUN, Jeff	1990-91	C	DARBY, Craig	1996-97		LW	MANELUK, Mike	1998-99	
	D	DUPONT, Andre	1974-80	RW	DINEEN, Kevin	1995-96		LW	McGINN, Tye	2012-14	
	D	ERIKSSON, Thomas	1981-82	C	FLOCKHART, Ron	1982-84		RW	MICKEY, Larry	1971-72	
	D	HANNA, John	1967-68	LW	GENDRON, Jean-Guy	1968-72		RW	NODL, Andreas	2009-12	
	D	HILLMAN, Wayne	1969-73	C	HACHBORN, Len	1984-85		C	PARK, Richard	1998-99	
	D	JONES, Randy	2003-04, 06-09	RW	HULL, Jody	1999-01		C	PETERS, Garry	1967-71	
	D	KORDIC, Dan	1991-92, 93-94	LW	KANE, Boyd	2008-09		RW	RUZICKA, Stefan	2006-07	
	D	LILJA, Andreas	2011-13	D	LATAL, Jiri	1989-92		RW	SACCO, Joe	2002-03	
	D	O'DONNELL, Sean	2010-11	LW	PLETKA, Vaclav	2001-02		C	SKALDE, Jarrod	2001-02	
LW	PATERSON, Joe	1984-85		C	POTULNY, Ryan	2005-08		D	SLANEY, John	2001-02	
	D	SMYTH, Greg	1987-88	C	QUINN, Dan	1995-96		LW	SULLIMAN, Doug	1988-90	
	D	STANLEY, Allan	1968-69	RW	RECCI, Mark	1998-99		RW	SUTTER, Rich	1983-86	

Retired Numbers

ALL-TIME NUMERICAL ROSTER

#	POS.	PLAYER	SEASON(S)	#	POS.	PLAYER	SEASON(S)	#	POS.	PLAYER	SEASON(S)
	C	TAYLOR, Mark	1982-84		D	PRONGER, Chris	2009-15		RW	STANKIEWICZ, Myron	1968-69
	C	WHITE, Peter	1999-00, 2003-04		LW	SOMIK, Radovan	2002-04		D	SVOBODA, Petr	1995-99
	C	WHITE, Todd	1999-00		C	UMBERGER, R.J.	2005-08		D	SYKORA, Michal	2000-01
	C	WRIGHT, Larry	1972-73		D	WATSON, Jimmy	1972-82		D	VAANANEN, Ossi	2008-09
16	C	CLARKE, Bobby	1969-84		LW	WRIGHT, Keith	1967-68		D	VANDERMEER, Jim	2002-04
	LW	LAFORECE, Claude	1967-68	21	D	BATHE, Frank	1977-78		C	WHITE, Todd	1999-00
17	LW	BERUBE, Craig	1988-91		C	BERNIER, Serge	1970-72		C	WRIGHT, Larry	1975-76
	RW	BOLAND, MikeA.	1974-75		RW	BOULERICE, Jesse	2001-02		C	ZHAMNOV, Alexei	2003-04
C/LW	BRIND'AMOUR, Rod	1991-00		RW	BROWN, Dave	1984-89, 92-95	24	D	BALL, Terry	1967-68, 69-70	
	C	CARTER, Jeff	2005-11		D	BUSNIUK, Mike	1979-80		D	BOYNONT, Nick	2010-11
	D	HALE, Larry	1968-69		D	CARRUTHERS, Dwight	1967-68		C	DALLMAN, Rod	1991-92
RW	HICKS, Wayne	1967-68		C	CUNNINGHAM, Jimmy	1977-78		RW	DORNHOEFER, Gary	1967-76	
RW	HOLMGREN, Paul	1975-84		D	EDESTRAND, Darryl	1969-70		D	DYKHUIS, Karl	1994-97	
	D	HOSPODAR, Ed	1984-85, 86-87		RW	FLETT, Bill	1971-74		LW	GRATTON, Josh	2008-09
	LW	LEFEVRE, Guillaume	2002-03		C	FORSBERG, Peter	2005-07		D	HOFFMEYER, Bob	1981-82
	RW	NOLET, Simon	1970-74		RW	GILLEN, Don	1979-80	D/RW	HOLT, Randy	1983-84	
	LW	OSBURN, Randy	1974-75		LW	HORACEK, Tony	1989-91		D	JOSEPH, Chris	1997-98
	RW	SIMMONDS, Wayne	2011-12		C	HUBACEK, Petr	2000-01		LW	KAPANEN, Sami	2002-08
	RW	TIBBETTS, Billy	2001-02		C	JOHNSON, Jimmy	1968-70		D	MacSWEYN, Ralph	1971-72
18	LW	CARSON, Lindsay	1981-88		LW	KANE, Boyd	2003-04		D	McALLISTER, Chris	2000-03
	RW	DOBBIN, Brian	1989-92		D	KORDIC, Dan	1995-99		G	McLEOD, Don	1971-72
	LW	DUPRE, Yanick	1995-96		LW	MacLEISH, Rick	1983-84		LW	MURRAY, Pat	1991-92
	RW	FEDYK, Brent	1992-96		D	MacSWEYN, Ralph	1970-71		D	MURRAY, Terry	1979-81
	RW	HALL, Adam	2012-14		RW	McCARTHY, Sandy	1998-00		RW	READ, Matt	2011-12
	C	HAWERCHUK, Dale	1995-97		RW	MORRISON, Gary	1979-82		RW	SARRAZIN, Dick	1971-72
	C	HOEKSTRA, Ed	1967-68		RW	NOLET, Simon	1968-69		LW	SMITH, Derrick	1984-91
	RW	KALLIO, Tomi	2002-03		RW	PADDOCK, John	1976-77		D	SMITH, Steve	1981-82
	C	LANGKOW, Daymond	1998-01		RW	SARRAZIN, Dick	1968-70		LW	VOPAT, Roman	1998-99
	LW	LAWLESS, Paul	1987-88		LW	SECORD, Al	1988-89		D	WILKIE, Bob	1993-94
	LW	LESUK, Bill	1970-72		RW	SIKLENKA, Mike	2002-03		D	ZALAPSKI, Zarley	1999-00
	C	LINSEMAN, Ken	1989-90		RW	SIROIS, Bob	1974-75		D	ZEIDEL, Larry	1967-69
	LW	LONSBERY, Ross	1971-78		D	SMITH, Jason	2007-08	25	C	ACTON, Keith	1988-93
	RW	MYHRIS, Brant	1997-98		LW	vanRIEMSDYK, James	2009-12		LW	ADAMS, Greg	1981-82
	RW	PAIEMENT, Rosaire	1968-69		C	WRIGHT, Larry	1975-76		D	BARNES, Norm	1979-81
	LW	PRESTON, Yves	1978-79, 80-81	22	LW	BENNETT, Harvey	1976-78		D	BROSSART, Willie	1970-71
	C	RICCI, Mike	1990-92		C	BUTSAYEV, Viacheslav	1992-93		D	CARLE, Matt	2008-12
	C	RICHARDS, Mike	2005-11		RW	BYERS, Mike	1968-69		D	DUCHESNE, Steve	1998-99
	C	SHARP, Patrick	2002-03		C	CORKUM, Bob	1995-96		C	EVANS, John	1982-83
	C	UMBERGER, R.J.	2014-15		LW	DANIELS, Scott	1996-97		D	FINLEY, Jeff	1993-94
	LW	WARRINER, Todd	2002-03		LW	FITZPATRICK, Ross	1983-84		RW	GAUL, Paul	1983-84
	LW	WRIGHT, Jamie	2002-03		D/LW	FOLEY, Rick	1971-72		D	HARRIS, Ted	1974-75
19	RW	ALLISON, Ray	1981-85		RW	GORENCE, Tom	1978-82		D	JOSEPH, Chris	1998-99
	D	BENNING, Brian	1991-93		C	HOLMSTROM, Ben	2011-12		LW	KOVALENKO, Andrei	1998-99
	C	BERGEN, Todd	1984-85		C	KENNEDY, Forbes	1967-70		LW	MacADAM, Al	1973-74
	C	BERGLUND, Bo	1985-86		RW	KNUBLE, Mike	2005-09		D	MAIR, Jimmy	1970-71
	C	BERNIER, Serge	1968-70		C	LAMB, Mark	1993-95		D	McCARTHY, Kevin	1977-79
	LW	CALDER, Kyle	2006-07		LW	LEINO, Ville	2009-11		D	MURRAY, Terry	1975-77
	RW	CHOUINARD, Eric	2002-04		C	MONTGOMERY, Jim	1994-96		RW	PLANTE, Pierre	1971-72
	LW	DAIGLE, Alexandre	1997-98		RW	NOLET, Simon	1967-68		LW	POTVIN, Shjon	1994-99
	D	DUCHESNE, Steve	1991-92, 98-99		RW	PELUSO, Mike	2003-04		D	POTVIN, Jean	1971-73
	D	HALE, Larry	1971-72		D	RICHARDSON, Luke	1997-02		C	PRIMEAU, Keith	1999-06
	LW	HARTNELL, Scott	2007-14		D	SCHENN, Luke	2012-13		RW	SALESKI, Don	1971-76
	LW	HEISKALA, Earl	1968-71		LW	SCHOCK, Danny	1970-71		LW	SCHULTZ, Dave	1971-72
	LW	MacLEISH, Rick	1970-81		D	ST.JACQUES, Bruno	2002-03		LW	STEVENS, Kevin	2000-01
	D	MacSWEYN, Ralph	1968-69		RW	SWARBRICK, George	1970-71		C	TALBOT, Maxime	2012-14
	RW	MELLANBY, Scott	1985-91		RW	TOCCHET, Rick	1984-92		LW	THORESEN, Patrick	2007-08
	RW	PAIEMENT, Rosaire	1969-70		D	YUSHKEVICH, Dmitry	2002-03		C	WHITE, Ryan	2014-15
	D	PELLETIER, Roger	1967-68		D	YUSHKEVICH, Dmitry	2002-03		C	ZEZEL, Peter	1984-88
	RW	RADIVOJEVIC, Branko	2003-06	23	D	BARNES, Norm	1976-77	26	C	BUTSAYEV, Viacheslav	1993-94
	LW	RANHEIM, Paul	2000-03		D	BLADON, Tom	1976-79		D	COLAIACOVU, Carlo	2014-15
	RW	RENBERG, Mikael	1993-97, 98-00		RW	COLLINS, Bill	1976-77		RW	CROWE, Phil	1995-96
	C	STRATTON, Art	1967-69		C	DROLET, Rene	1971-72		RW	DRUCE, John	1995-98
20	RW	BARRIE, Len	1989-90		RW	ELLISON, Matt	2005-06		D	EMINGER, Steve	2008-09
	RW	DiMAIO, Rob	1993-94		C	EVANS, John	1978-79, 80-81		LW	FEDOTENKO, Ruslan	2000-02
	RW	DINEEN, Kevin	1991-93		C	GARDNER, Dave	1979-80		D	GUSTAFSSON, Erik	2011-14
	RW	DIVISEK, Tomas	2000-02		D	GAUTHIER, Denis	2005-08		C	HANDZUS, Michal	2002-06
	C	DOPITA, Jiri	2001-02		D	GOODENOUGH, Larry	1975-76		C	HOSTAK, Martin	1990-92
	LW	GENDRON, Jean-Guy	1967-68		RW	GREIG, Mark	2000-01		D	HYNES, Gord	1992-93
	D	HAWGOOD, Greg	1992-94		D	HALE, Larry	1969-70		C	KINDRACHUK, Orest	1972-78
	C	JOHNSON, Jimmy	1970-72		D	HUSKINS, Kent	2012-13		C	LINSEMAN, Ken	1978-82
	RW	JONES, Keith	1998-01		LW	LEFEVRE, Guillaume	2001-02		D	MODRY, Jaroslav	2007-08
	C	JOYAL, Eddie	1971-72		LW	LOMAKIN, Andrei	1991-93		D	PICARD, Alexandre	2006-07
	RW	KLATT, Trent	1995-99		D	MALGUNAS, Stewart	1993-95		LW	PROPP, Brian	1982-90
	RW	LACOMBE, Normand	1990-91		D	MANNING, Brandon	2011-12		RW	REID, Darren	2006-08
	LW	MAGUIRE, Kevin	1989-90		C	MEEHAN, Gerry	1968-69		D	SVVRET, Danny	2008-10, 12-13
	RW	PAIEMENT, Rosaire	1967-68		LW	MURRAY, Pat	1990-91		D	VANDERMEER, Jim	2007-08
	RW	PLANTE, Pierre	1972-73		LW	SESTITO, Tom	2010-13		LW	ZELEPUKIN, Valeri	1998-00
	C	POULIN, Dave	1984-90		L/RW	SINISALO, Ilkka	1981-90		D	ZETTLER, Rob	1993-95

Retired Numbers

ALL-TIME NUMERICAL ROSTER

#	POS.	PLAYER	SEASON(S)	#	POS.	PLAYER	SEASON(S)	#	POS.	PLAYER	SEASON(S)
27	LW	AFANASENKOV, Dmitry	2006-07	32	D	BAST, Ryan	1998-00	4	D	BAILEY, Reid	1981-82
LW	COWICK, Bruce	1973-74	LW	BERUBE, Craig	1999-00	RW	BOULERICE, Jesse	2007-08			
RW	DOWNIE, Steve	2007-09	RW	BROWN, Dave	1982-83	C	CLARKE, Bobby	1981-82			
D	ERIKSSON, Thomas	1983-86	G	CECHMANEK, Roman	2000-03	RW	ELLISON, Matt	2006-07			
D	GERVAIS, Bruno	2012-13	LW	COTE, Riley	2007-09	LW	FAUST, Andre	1992-94			
G	HEXTALL, Ron	1986-92, 94-99	LW/C	CRAVEN, Murray	1984-91	RW	GORENCE, Tom	1982-83			
LW	HAVAC, Jan	2001-02	C	DUNLOP, Blake	1977-79	C	HACHBORN, Len	1983-84			
RW	LEACH, Reggie	1974-75, 80-81	LW	FITZPATRICK, Ross	1982-83	LW	HILL, Al	1987-88			
D	McGILL, Ryan	1992-94	D	GRENIER, Martin	2006-08	RW	KAVANAGH, Pat	2005-06			
C	PYORALA, Mika	2009-10	LW	LACROIX, Daniel	1996-98	RW	KUSHNER, Dale	1989-90			
C	ROBITAILLE, Randy	2006-07	D	MANNING, Brandon	2012-13	RW	LACOMBE, Normand	1989-90			
C	SAVAGE, Andre	2002-03	RW	PADDOCK, John	1982-83	D	McCARTHY, Kevin	1985-87			
C	SITTLER, Darryl	1983-84	LW	SESTITO, Tom	2011-13	LW	MOKOSAK, Carl	1985-86			
RW	STEVENSON, Turner	2005-06	C	SHARP, Patrick	2003-04	C	POWE, Darroll	2008-11			
C	TALBOT, Maxime	2011-14	D	STREIT, Mark	2013-14	C	RINALDO, Zac	2011-15			
28	D	BOTELL, Mark	1981-82	RW	WINNES, Chris	1993-94	D	ROBERTS, Gordie	1987-88		
D	BOWEN, Jason	1992-95	33	G	BACASHIHUA, Jason (DNP)	2011-12	D	RUMBLE, Darren	1990-91		
C	BUREAU, Marc	1998-00	G	BLOSKI, Mike (DNP)	1985-86	D	SEIDENBERG, Dennis	2002-04			
D	BUSNIUK, Mike	1980-81	G	BOUCHER, Brian	1999-02, 2009-11	C	WALZ, Wes	1991-93			
RW	CALLANDER, Drew	1976-79	G	BURKE, Sean	1997-98, 2003-04	37	D	ANDERSON, Shawn	1994-95		
D	DUCHESNE, Steve	1991-92	LW	COTE, Riley	2006-07	C	BERGLUND, Bo	1985-86			
D	DUPONT, Andre	1972-73	G	HACKETT, Jeff	2003-04	D	DESJARDINS, Eric	1994-96			
RW	GIROUX, Claude	2008-11	G	HEETER, Calvin	2013-14	C	FREER, Mark	1986-92			
LW	HILL, Al	1986-87	G	JENSEN, Darren	1984-85	LW	HILL, Al	1976-80			
LW	KANE, Boyd	2006-08	G	LaFOREST, Mark	1987-89	LW	KALINSKI, Jon	2009-11			
D	KUKKONEN, Lasse	2006-08	G	LAROCQUE, Michel	1982-84	C	LAMOREUX, Mitch	1987-89			
G	LEMELIN, Rejean (DNP)	1977-78	G	MRAZEK, Jerome	1975-76	D	ROSEHILL, Jay	2012-13			
C	MANDERVILLE, Kent	1999-02	G	PEETERS, Pete	1978-82, 89-91	C	TOOKEY, Tim	1986-87			
LW	PATERSON, Joe	1985-86	G	RESCH, Glenn	1985-87	38	RW	HEALY, Paul	1996-98		
D	PRINTZ, David	2005-06	G	ROUSSEL, Dominic	1991-96, 96-97	D	LAURIDSEN, Oliver	2012-15			
D	RAGNARSSON, Marcus	2002-04	34	D	BAILEY, Reid	1980-81	C	PLANTE, Derek	2000-01		
D	SAMUELSSON, Kjell	1986-92, 95-98	RW	BARRIE, Len	1992-93	C	WASHBURN, Steve	1999-00, 2000-01			
D	SEIDENBERG, Dennis	2005-06	LW	BERUBE, Craig	1986-88	39	D	FENYVES, Dave	1987-92		
D	STANLEY, Daryl	1983-84	D	BOWEN, Jason	1996-97	LW	FITZPATRICK, Ross	1985-86			
RW	VERVERGAERT, Dennis	1978-80	LW	BRICKLEY, Andy	1982-83	D	LANK, Jeff	1999-00			
29	D	CARKNER, Terry	1988-93	C	DOWD, Jim	2007-08	G	MOORE, Robbie	1978-80		
D/LW	COCHRANE, Glen	1982-85	LW	FITZPATRICK, Ross	1984-85	C	MURRAY, Marty	2001-03			
C	CRISP, Terry	1972-73	LW	GILLIS, Jere	1986-87	C	MURRAY, Mike	1987-88			
LW	DEAN, Barry	1977-79	RW	GUAY, Paul	1984-85	40	LW	BOIVIN, Claude	1991-92		
D	DYKHUIS, Karl	1998-00	RW	HARDING, Jeff	1988-90	D	BRIMANIS, Aris	1993-96			
G	EMERY, Ray	2009-10, 13-15	D	HOFFMEYER, Bob	1982-83	D	CHYCHURN, Jeff	1986-87			
LW	FEDORUK, Todd	2000-04, 06-07	C	HOLMSTROM, Ben	2010-14	G	HUTTON, Carter (DNP)	2009-10			
LW	FOTIU, Nick	1987-88	D	KONAN, Matt	2012-15	C	LECAVALIER, Vincent	2013-14			
D	GOODENOUGH, Larry	1975-76	C	MacNEIL, Ian	2002-03	RW	MELOCHE, Eric	2006-07			
D	GUENIN, Nate	2007-09	G	McLEOD, Don	1971-72	C	PROSPAL, Vaclav	2007-08			
D	GUSTAFSSON, Erik	2012-13	D	MEYER, Freddy	2005-07	RW	RUZICKA, Stefan	2005-06			
D	JONES, Randy	2005-06	D	PATTERSON, Dennis	1979-80	D	SLOANE, David	2008-09			
D	McGILL, Ryan	1994-95	C	POULIN, Dave	1982-83	D	SMYTH, Greg	1986-87			
D	McILHARGEY, Jack	1974-77, 79-81	D	RICHTER, Dave	1985-86	LW	ZENT, Jason	1998-00			
LW	ODJICK, Gino	1999-01	D	ROOT, Bill	1987-88	41	D	ALBERTS, Andrew	2008-09		
C	OTTO, Joel	1995-98	C	SEMONOV, Anatoli	1995-96	G	BURKE, Sean	2003-04			
D	PICARD, Alexandre	2006-07	D	STANLEY, Daryl	1984-85	D	HOLAN, Milos	1993-94			
D	RACINE, Yves	1993-94	G	VANBIESBROUCK, John	1998-00	D	MESZAROS, Andrej	2010-14			
D	STANLEY, Daryl	1985-87	C	WILLIAMS, Gordie	1982-83	LW	MULVENNA, Glenn	1992-93			
LW	VOPAT, Roman	1998-99	35	D	BAILEY, Reid	1981-82	LW	PEDERSON, Mark	1990-91		
LW	ZOLNIERCZYK, Harry	2011-13	G	BEAUREGARD, Stephane	1992-93	D	PICARD, Alexandre	2005-07			
29	G	BACKLUND, Johan	2009-12	G	BELHUMEUR, Michel	1972-73	D	STEVENS, John	1986-88		
G	BELHUMEUR, Michel	1972-73	G	BOBROVSKY, Sergei	2010-12	42	C	AKESON, Jason	2012-15		
G	BRYZAGALOV, Ilya	2011-13	G	CARON, Sebastien (DNP)	2009-10	LW	BERANEK, Josef	1992-95			
G	GAMBLE, Bruce	1970-72	G	CHABOT, Frederic	1993-94	C	BERGEN, Todd	1984-85			
G	GILLOW, Russ (DNP)	1971-72	D/LW	COCHRANE, Glen	1983-84	G	ESCHE, Robert	2002-07			
G	HOFFORT, Bruce	1990-92	G	DUCHESNE, Jeremy	2009-10	D	MANTHA, Moe	1991-92			
G	INNESS, Gary	1975-77	G	FOSTER, Norm (DNP)	1993-94	LW	NACHBAUR, Don	1985-90			
G	JENSEN, Darren	1985-86	G	FOSE, Bob	1982-87	LW	PICARD, Michel	2000-01			
G	McLEOD, Don	1971-72	G	GREENLAW, Mike (DNP)	1994-95	RW	ROMANIUK, Russ	1995-96			
G	NIITYMAKI, Antero	2003-09	D	HOFFMEYER, Bob	1982-83	C	ROSS, Jared	2008-10			
G	PARENT, Bernie	1967-71	G	HOULE, Martin	2006-08	D	ST-JACQUES, Bruno	2001-02			
G	PARENT, Bernie	1967-71	G	KUNTAR, Les (DNP)	1994-95	LW	ZUBRUS, Dainius	1996-97			
G	SETTLEMAYER, Dave (DNP)	1989-90	G	LITTLE, Neil	1996-04	43	G	BIRON, Martin	2006-09		
G	SNOW, Garth	1995-98	G	MASON, Steve	2012-13	D	BOURDON, Marc-Andre	2011-14			
G	SODERSTROM, Tommy	1992-94	RW	MICHAYLUK, Dave	1981-82	D	DELMORE, Andy	1998-01			
G	ST-CROIX, Rick	1977-83	G	STEPHENSON, Wayne	1974-79	C	FLOCKHART, Ron	1980-82			
G	TAYLOR, Bobby	1971-76	G	STORR, Jamie (DNP)	2005-06	LW	HORACEK, Tony	1991-92			
G	YOUNG, Wendell	1987-88	C	TAYLOR, Mark	1981-82	D	JONSSON, Lars	2006-08			
31	D	BATHE, Frank	1978-83	C	WILLIAMS, Gordie	1981-82	D	MALGUNAS, Stewart	1993-94		
G	LINDBERGH, Pelle	1981-86	G	WREGGET, Ken	1988-92	D	SKOLNEY, Wade	2005-06			
G	MYRE, Phil	1979-81	36	LW	ADAMS, Greg	1980-81	RW	VERVERGAERT, Dennis	1978-79		
LW	RITCHIE, Bob	1976-77	RW	ALLISON, Ray	1986-87	C	VILGRAIN, Claude	1993-94			

ALL-TIME NUMERICAL ROSTER

#	POS.	PLAYER	SEASON(S)	#	POS.	PLAYER	SEASON(S)	#	POS.	PLAYER	SEASON(S)
	D	MANNING, Brandon	2014-**		D	SABOL, Shaun	1989-90	56	RW	GIROUX, Claude	2007-08
44	D	BABYCH, Dave	1997-99		D	SBISA, Luca	2008-09	58	LW	ARMSTRONG, BillH.	1990-92
	D/LW	COCHRANE, Glen	1980-81		LW	WELLWOOD, Eric	2010-13	60	RW	RADUNS, Nate	2008-09
	D	CRONIN, Shawn	1992-93	48	C	BRIERE, Danny	2007-13	61	C	YORK, Mike	2006-07
	D	EATON, Mark	1999-00		LW	FORBES, Colin	1996-97	62	D	LATAL, Jiri	1989-90
	D	FOSTER, Corey	1991-92		D	MEYER, Freddy	2003-04	65	LW	GREENTREE, Kyle	2007-08
	D	HUBER, Willie	1987-88		D	ROOT, Bill	1987-88		D	GUENIN, Nate	2006-07
	D	NIINIMAA, Janne	1996-98		LW	SIMPSON, Reid	1991-92	66	LW	DUPRE, Yanick	1991-92
	D	PITKANEN, Joni	2003-07	49	G	D'AMOUR, Marc	1988-89	67	G	MUNROE, Scott(DNP)	2006-09
	C	SEMENOV, Anatoli	1994-95		G	GILMOUR, Darryl (DNP)	1987-88	68	G	HOFFORT, Bruce	1989-90
	C	STOCK, P.J.	2000-01		G	LEIGHTON, Michael	2006-07, 2009-13		RW	JAGR, Jaromir	2011-12
	C	STOTHERS, Mike	1984-88		G	OUELLET, Maxime	2000-01		RW	LACOMBE, Normand	1989-90
	D	TIMONEN, Kimmo	2007-14		G	PELLETIER, Jean-Marc	1998-00	72	G	ZEPP, Rob	2014-15
45	RW	ASHAM, Aaron	2008-10		LW	SAVAGE, Brian	2005-06	75	D	GILL, Hal	2013-14
	LW	DIONNE, Gilbert	1994-96	50	D	SANDELIN, Scott	1990-91	76	C	VANDEVELDE, Chris	2013-**
	C	FREER, Mark	1987-88	51	D	FRITSCH, Jamie	2008-09	77	D	COFFEY, Paul	1996-98
	RW	JENSEN, Chris	1989-91		D	JONES, Randy	2003-04		C	GRATTON, Chris	1998-99
	D	PICARD, Alexandre	2006-08		C	SHARP, Patrick	2002-03		C	OATES, Adam	2001-02
	C	PROSPAL, Vaclav	1996-97	52	C	COUSINS, Nick	2014-**		D	PARENT, Ryan	2006-10
	LW	SHELLEY, Jody	2010-13		LW	FEDORUK, Todd	2000-01		D	ZHITNIK, Alexei	2006-07
	LW	SLANEY, John	2003-04		LW	GRANT, Tristen	2006-08	78	LW	BELLEMARE, Pierre-Edouard	2014-**
46	C	BIGGS, Don	1989-90	53	D	BOWEN, Jason	1995-96	87	LW	BRASHEAR, Donald	2001-06
	RW	CONROY, Al	1991-93		RW	TOLPEKO, Denis	2007-08	88	C	LINDROS, Eric	1992-00
	RW	DANIELS, Kimbi	1990-91	54	D	PRINTZ, David	2006-07	89	C	COMRIE, Mike	2003-04
	LW	GRATTON, Josh	2005-06		RW	WESENBERG, Brian	1998-00	92	RW	TOCCHET, Rick	1999-02
	LW	KALINSKI, Jon	2008-09	55	RW	BRENDL, Pavel	2001-03	93	C	NEDVED, Petr	2005-07
	D	MARSHALL, Kevin	2011-12		LW	EAGER, Ben	2005-08		RW	VORACEK, Jakub	2011-**
	D	TIMONEN, Jussi	2006-07		C	GRATTON, Chris	1997-98		RW	ZHERDEV, Nikolay	2010-11
47	D	HUBER, Willie	1987-88		D	MARKOV, Danny	2003-04	97	C	ROENICK, Jeremy	2001-04
	LW	JONES, Brad	1991-92		D	SAMUELSSON, Ulf	1999-00				
	RW	LAW, Kirby	2000-01, 2002-04		D	SCHULTZ, Nick	2014-**				
	D	MacDONALD, Andrew	2013-**		D	TOLLEFSEN, Ole-Kristian	2009-10				

FLYERS HISTORY – STANLEY CUP TEAMS & "THE STREAK" TEAM

1973-74 STANLEY CUP CHAMPIONS

General Manager: Keith Allen **Coach:** Fred Shero

Barry Ashbee	Ross Lonsberry
Bill Barber	Al MacAdam
Tom Bladon	Rick MacLeish
Bobby Clarke - C	Simon Nolet
Bill Clement	Bernie Parent
Bruce Cowick	Don Saleski
Terry Crisp	Dave Schultz
Gary Dornhoefer	Bob Taylor
Andre Dupont	Ed Van Impe
Bill Flett	Jimmy Watson
Bob Kelly	Joe Watson
Orest Kindrachuk	

Trainers: Jim McKenzie, Frank Lewis

1974-75 STANLEY CUP CHAMPIONS

General Manager: Keith Allen **Coach:** Fred Shero

Bill Barber	Ross Lonsberry
Tom Bladon	Rick MacLeish
Bobby Clarke - C	Bernie Parent
Bill Clement	Don Saleski
Terry Crisp	Dave Schultz
Gary Dornhoefer	Wayne Stephenson
Andre Dupont	Bob Taylor
Larry Goodenough	Ed Van Impe
Ted Harris	Jimmy Watson
Bob Kelly	Joe Watson
Orest Kindrachuk	
Reggie Leach	

Trainers: Jim McKenzie, Frank Lewis

THE FLYERS STREAK

October 14, 1979 to January 6, 1980: 25 WINS - 0 LOSSES - 10 TIES

Longest undefeated streak of any team in the history of professional sports in North America

General Manager: Keith Allen **Coach:** Pat Quinn

Bill Barber	Bob Dailey	Reggie Leach	Pete Peeters
Norm Barnes	Andre Dupont	Ken Linseman	Brian Propp
Frank Bathe	Tom Gorence	Rick MacLeish	Dennis Ververgaert
Mel Bridgman - C	Al Hill	Phil Myre	Jimmy Watson
Mike Busniuk	Paul Holmgren	John Paddock	Behn Wilson
Bobby Clarke	Bob Kelly	Dennis Patterson	

COACHES

	SEASONS			
Keith Allen	1967-68	to	1968-69	
Vic Stasiuk	1969-70	to	1970-71	
Fred Shero	1971-72	to	1977-78	
Bob McCammon	1978-79			
Pat Quinn	1978-79	to	1981-82	
Bob McCammon	1981-82	to	1983-84	
Mike Keenan	1984-85	to	1987-88	
Paul Holmgren	1988-89	to	1991-92	
Bill Dineen	1991-92	to	1992-93	
Terry Simpson	1993-94			
Terry Murray	1994-95	to	1996-97	
Wayne Cashman	1997-98			
Roger Neilson	1997-98	to	1999-2000	
Craig Ramsay	1999-2000	to	2000-01	
Bill Barber	2000-01	to	2001-02	
Ken Hitchcock	2002-03	to	2006-07	
John Stevens	2006-07	to	2009-10	
Peter Laviolette	2009-10	to	2013-14	
Craig Berube	2013-14	to	2014-15	

CAPTAINS

	SEASONS			
Lou Angotti	1967-68			
Ed Van Impe	1968-69	to	1972-73	
Bobby Clarke	1972-73	to	1978-79	
Mel Bridgman	1979-80	to	1980-81	
Bill Barber	1981-82	to	1982-83	
Bobby Clarke	1982-83	to	1983-84	
Dave Poulin	1984-85	to	1989-90	
Ron Sutter	1989-90	to	1990-91	
Rick Tocchet	1991-92			
Kevin Dineen	1993-94			
Eric Lindros	1994-95	to	1999-2000	
Eric Desjardins	1999-2000	to	2001-02	
Keith Primeau	2001-02	to	2005-06	
Derian Hatcher	2005-06			
Peter Forsberg	2006-07			
Jason Smith	2007-08			
Mike Richards	2008-09	to	2010-11	
Chris Pronger	2011-12	to	2012-13	
Claude Giroux	2012-13	to	present	

GENERAL MANAGERS

	SEASONS			
Bud Poile	1967-68	to	1969-70	
Keith Allen	1969-70	to	1982-83	
Bob McCammon	1983-84			
Bob Clarke	1984-85	to	1989-90	
Russ Farwell	1990-91	to	1993-94	
Bob Clarke	1994-95	to	2006-07	
Paul Holmgren	2006-07	to	2013-14	
Ron Hextall	2013-14	to	present	

ALL-TIME FLYERS TRADES 1967-2015

OCTOBER 18, 1967: 1st Round in 1970 (Rick MacLeish) to Boston for Rosaire Paiment.

OCTOBER 23, 1967: Cash to Cleveland (AHL) for Larry Zeidel.

FEBRUARY 27, 1968: Wayne Hicks to Pittsburgh for Art Stratton.

MAY 20, 1968: Art Stratton and John Hanna to Seattle for Earl Heiskala.

JUNE 11, 1968: Lou Angotti and Ian Campbell to St. Louis for Darryl Edestrand and Jerry Melynk.

MARCH 2, 1969: Brit Selby and Forbes Kennedy to Toronto for Gerry Meehan and Mike Byers.

MAY 14, 1969: John Miszuk to Minnesota for Wayne Hillman; Ron Buchanan to St. Louis for cash.

JUNE 6, 1969: Don Blackburn and Leon Rochefort to NY Rangers for Reggie Flemming.

JUNE 10, 1969: Bob Barlow to Minnesota for cash.

JUNE 12, 1969: Cash to Montreal for Jean-Guy Gendron.

MAY 20, 1970: Mike Byers to Los Angeles for Brent Hughes.

MAY 22, 1970: Darryl Edestrand and Larry McKillop to Hershey (AHL) for Barry Ashbee.

JUNE 11, 1970: Terry Ball to Pittsburgh for George Swarbrick.



JANUARY 31, 1971: Mike Walton to Boston for Rick MacLeish and Danny Schock.

JANUARY 31, 1971: Bernie Parent and 2nd Round in 1971 (Rick Kehoe) to Toronto for Mike Walton, Bruce Gamble, and 1st Round in 1971 (Pierre Plante).

JUNE 13, 1971: Larry Hillman to Los Angeles for Larry Mickey.

OCTOBER 15, 1971: Andre Lacroix to Chicago for Rick Foley.

NOVEMBER 16, 1971: Larry Mickey to Buffalo for Larry Keenan.

JANUARY 28, 1972: Serge Bernier, Jimmy Johnson, Bill Lesuk to Los Angeles for Bill Flett, Ed Joyal, Ross Lonsberry, and Jean Potvin.

AUGUST 3, 1972: Cash to Boston for John McKenzie.

DECEMBER 14, 1972: Brent Hughes and Pierre Plante to St. Louis for Andre Dupont and 3rd Round in 1973 (Bob Stumpf).

MARCH 5, 1973: Jean Potvin and a player to be named later (Glen Irwin) to NY Islanders for Terry Crisp.

MAY 15, 1973: 1st Round in 1973 (Bob Neely) and future considerations (Doug Favell) to Toronto for the rights to Bernie Parent and 2nd Round in 1973 (Larry Goodenough).

MAY 15, 1973: Rick Foley to Detroit for Serje Lajeunesse.

MAY 23, 1973: Willie Brossart to Toronto for cash.

MAY 25, 1973: Bob Currier, Tom Trevelyan, Bob Hurlbust, and Jim Stanfield to San Diego (WHL) for Bruce Cowick.

JULY 27, 1973: Doug Favell to Toronto to complete May 15, 1973 trade.

MAY 24, 1974: Larry Wright, Al MacAdam, and 1st Round in 1974 (Ron Chipperfield) to California for Reggie Leach.

MAY 27, 1974: Bill Flett to Toronto for Dave Fortier and Randy Osburn.

SEPTEMBER 16, 1974: 2nd Round in 1975 (Jamie Masters) and rights to Randy Andreachuk to St. Louis for Wayne Stephenson.

SEPTEMBER 16, 1974: Cash to St. Louis for Ted Harris.

DECEMBER 11, 1974: George Pesut to California for Ron Chipperfield.

JUNE 4, 1975: Bill Clement, Don McLean, and 1st Round in 1975 (Alex Forsythe) to Washington for 1st Round in 1975 (Mel Bridgman).

DECEMBER 15, 1975: Bob Sirois to Washington for a player to be named later (John Paddock).

MARCH 9, 1976: Bobby Taylor and Ed Van Impe to Pittsburgh for Gary Inness.

SEPTEMBER 29, 1976: Dave Schultz to Los Angeles for 4th Round in 1977 (Yves Gaillemette) and 2nd Round in 1978 (later transferred to Colorado; Merlin Malinowski).

NOVEMBER 24, 1976: Cash to Washington for Harvey Bennett.

DECEMBER 4, 1976: Bill Collins to Washington for cash.

JANUARY 20, 1977: Larry Goodenough and Jack McIlhargey to Vancouver for Bob Dailey.

ALL-TIME FLYERS TRADES 1967-2015

FEBRUARY 17, 1977: Terry Murray, Bob Ritchie, Steve Coates, and Dave Kelly to Detroit for Rick Lapointe and Mike Korney.

JUNE 17, 1977: Steve Short to Los Angeles for future considerations (Paul Evans).

AUGUST 5, 1977: Mark Suzor to Colorado for Barry Dean.

OCTOBER 28, 1977: Harvey Bennett to Minnesota for Blake Dunlop and 3rd Round in 1978 (Gord Salt).

NOVEMBER 1, 1977: Cash to Detroit for Terry Murray.

NOVEMBER 3, 1977: Paul Evans from Los Angeles to complete June 17, 1977 trade.

JUNE 2, 1978: Fred Shero to NY Rangers for 1st Round in 1978 (Ken Linseman).

JUNE 14, 1978: Tom Bladen, Ross Lonsberry, and Orest Kindrachuk to Pittsburgh for 1st Round in 1978 (Behn Wilson) and future considerations.

AUGUST 31, 1978: Joe Watson to Colorado for cash.

DECEMBER 29, 1978: Drew Callander and Kevin McCarthy to Vancouver for Dennis Ververgaert.

MARCH 3, 1979: Don Saleski to Colorado for future considerations.

JUNE 7, 1979: Blake Dunlop and Rick Lapointe to St. Louis for Phil Myre.

AUGUST 16, 1979: Wayne Stephenson to Washington for 3rd Round in 1981 (Barry Tabobondung).

SEPTEMBER 4, 1979: Dennis Sobchuk to Detroit for 5th Round in 1981 (Dave Michayluk).

JANUARY 2, 1980: Cash to Vancouver for Jack McIlhargey.

JUNE 11, 1980: Barry Dean to Edmonton for Ron Areshenkoff and 10th Round in 1980 (Bob O'Brien).

AUGUST 11, 1980: John Paddock to Quebec for cash.

AUGUST 21, 1980: Bob Kelly to Washington for 3rd Round in 1982 (Bill Campbell).

SEPTEMBER 15, 1980: Andre Dupont to Quebec for cash and 7th Round in 1981 (Vladimir Svitek).

NOVEMBER 21, 1980: Norm Barnes and Jack McIlhargey to Hartford for 2nd Round in 1982 (later transferred to Toronto; Peter Ihnacek).

FEBRUARY 26, 1981: Phil Myre to Colorado for cash.

JULY 3, 1981: Rick MacLeish, Blake Wesley, Don Gillen, and 1st Round in 1982 (Paul Lawless), 2nd Round in 1982 (Mark Paterson), and 3rd Round in 1982 (Kevin Dineen) to Hartford for Ray Allison, Fred Arthur, 1st Round in 1982 (Ron Sutter), and 3rd Round in 1982 (Miroslav Dvorak).

NOVEMBER 11, 1981: Mel Bridgman to Calgary for Brad Marsh.

JANUARY 20, 1982: Rick Costello, Hartford's 2nd Round in 1982 (Peter Ihnacek), and future considerations (Ken Strong) to Toronto for Darryl Sittler.

JUNE 9, 1982: Pete Peeters to Boston for Brad McCrimmon.

AUGUST 20, 1982: Greg Adams, Ken Linseman, 1st Round in 1983 (David Jensen) and 3rd Round in 1983 (Leif Karlsson) to Hartford for Mark Howe and 3rd Round in 1983 (Derrick Smith).

OCTOBER 22, 1982: Peter Dineen to Edmonton for Bob Hoffmeyer.

JANUARY 11, 1983: Rick St. Croix to Toronto for Michel Larocque.

JUNE 8, 1983: Behn Wilson to Chicago for Doug Crossman and 2nd Round in 1984 (Scott Mellanby).

OCTOBER 23, 1983: Andy Brickley, Mark Taylor, Ron Flockhart, 1st Round in 1984 (Roger Belanger) and 3rd Round in 1984 (later transferred to Vancouver; Mike Stevens) to Pittsburgh for Rich Sutter, 2nd Round in 1984 (Greg Smyth), and 3rd Round in 1984 (David McLay).

JANUARY 5, 1984: Michel Larocque to St. Louis for cash.

JANUARY 8, 1984: Rick MacLeish to Detroit for future considerations.

FEBRUARY 23, 1984: Paul Holmgren to Minnesota for rights to Paul Guay and 3rd Round in 1985 (Darryl Gilmour).



SEPTEMBER 27, 1984: Sam St. Laurent to New Jersey for future considerations.

OCTOBER 10, 1984: Darryl Sittler to Detroit for Joe Paterson and Murray Craven.

OCTOBER 16, 1984: Future considerations to Winnipeg for Tim Young.

MARCH 12, 1985: Glen Cochrane to Vancouver for 3rd Round in 1986 (later transferred to Vancouver, Dan Gibson).

OCTOBER 11, 1985: Paul Guay and 4th Round in 1986 (Sylvain Couturier) to Los Angeles for Steve Seguin and 2nd Round in 1986 (Jukka Seppo).

ALL-TIME FLYERS TRADES 1967-2015

NOVEMBER 29, 1985: Ed Hospodar and Todd Bergen to Minnesota for Bo Berglund and Dave Richter.

DECEMBER 6, 1985: Len Hachborn to Los Angeles for cash.

DECEMBER 18, 1985: Joe Paterson to Los Angeles for 4th Round in 1986 (Mark Bar).

MARCH 11, 1986: 3rd Round in 1986 (Marc Laniel) to New Jersey for Glenn "Chico" Resch.

JUNE 6, 1986: Rich Sutter, Dave Richter, and Vancouver's earlier acquired 3rd Round in 1986 (Dan Gibson) to Vancouver for J.J. Daigneault, 2nd Round in 1986 (Kent Hawley), and 5th Round in 1987 (later transferred to Vancouver; Sean Fabian).

JUNE 21, 1986: 5th Round in 1986 (Todd McLellan) to New York Islanders for Mike Murray.

OCTOBER 30, 1986: Andre Villeneuve to Montreal for Dom Campedelli.

DECEMBER 18, 1986: Bob Froese to NY Rangers for Kjell Samuelsson and 2nd Round in 1989 (Patrik Juhlin).

MARCH 9, 1987: Dom Campedelli to Edmonton for Jeff Brubaker.

JUNE 13, 1987: 2nd Round in 1987 (Bob Wilkie) to Detroit for Mark Laforest.

JUNE 13, 1987: Vancouver's earlier acquired 5th Round in 1987 (Sean Fabian) to Vancouver for 5th Round in 1989 (later transferred to Vancouver; Peter White).

JULY 21, 1987: Jeff Brubaker to New York Rangers for cash.

AUGUST 26, 1987: Brad McCrimmon to Calgary for 1st Round in 1989 (later transferred to Toronto; Steve Bancroft) and 3rd Round in 1988 (Dominic Roussel).

AUGUST 31, 1987: Darren Jensen and Daryl Stanley to Vancouver for Wendell Young and 3rd Round in 1990 (Kimb Daniels).

DECEMBER 4, 1987: Mike Stothers to Toronto for 5th Round in 1989 (later transferred to Minnesota; Pat MacLeod).

JANUARY 22, 1988: Lindsay Carson to Hartford for Paul Lawless.

FEBRUARY 9, 1988: 4th Round in 1989 (Jean-Francois Quintin) to Minnesota for Gordie Roberts.

MARCH 1, 1988: Paul Lawless and Vancouver's earlier acquired 5th Round in 1989 (Peter White) to Vancouver for Willie Huber.

MARCH 8, 1988: Gordie Roberts to St. Louis for 5th Round in 1989 later upgraded to 4th Round in 1989 (Reid Simpson).

JUNE 21, 1988: Bill Root to Toronto for Mike Stothers.

JULY 25, 1988: Greg Smyth and 3rd Round in 1989 (John Tanner) to Quebec for Terry Carkner.

SEPTEMBER 1, 1988: Wendell Young and 7th Round in 1990 (Mika Valila) to Pittsburgh for 3rd Round in 1990 (Chris Therien).

SEPTEMBER 28, 1988: Michael Boyce to NY Rangers for Chris Jensen.

SEPTEMBER 29, 1988: Doug Crossman to Los Angeles for Jay Wells.

NOVEMBER 7, 1988: J.J. Daigneault to Montreal for Scott Sandelin.

NOVEMBER 29, 1988: Peter Zeliz to St. Louis for Mike Bullard.

DECEMBER 8, 1988: Toronto's earlier acquired 5th Round in 1989 (Pat MacLeod) to Minnesota for Moe Mantha.



DECEMBER 12, 1988: Future considerations to Winnipeg for Steve Fletcher.

FEBRUARY 7, 1989: 5th Round in 1989 (Keith Carney) to Toronto for Al Secord.

FEBRUARY 7, 1989: Dave Brown to Edmonton for Keith Acton and 6th Round in 1991 (Dimitri Yushkevich).

MARCH 6, 1989: 1st Round in 1989 (Rob Peterson) and Calgary's earlier acquired 1st Round in 1989 (Steve Bancroft) to Toronto for Ken Wregget.

JULY 21, 1989: Shawn Cronin to Winnipeg for future considerations.

AUGUST 28, 1989: 7th Round in 1991 to Toronto for the rights to Jiri Latal.

SEPTEMBER 8, 1989: Mark Laforest to Toronto for 6th Round in 1991 (later upgraded to 5th Round in 1991) and 7th Round in 1991 (previously traded to Toronto for rights to Jiri Latal; Andrei Lomakin).

SEPTEMBER 28, 1989: Pete Peeters and Keith Acton to - Winnipeg for future considerations.

ALL-TIME FLYERS TRADES 1967-2015

OCTOBER 3, 1989: 5th Round in 1991 (acquired earlier from Toronto; Juha Ylonen) and a conditional pick (acquired earlier from Winnipeg for Shawn Cronin) to Winnipeg for Pete Peeters and Keith Acton.

JANUARY 5, 1990: 4th Round in 1990 or 1991 (Oilers' option) to Edmonton for Norman Lacombe. The Oilers exercised the 1990 option and selected Joel Blain.



JANUARY 16, 1990: Dave Poulin to Boston for Ken Linseman.

MARCH 2, 1990: Brian Propp to Boston for 2nd Round in 1990 (Terran Sandwith).

MARCH 5, 1990: Jay Wells and 4th Round in 1991 (Peter Ambroziak) to Buffalo for Kevin Maguire and 2nd Round in 1990 (Mikael Renberg).

JUNE 16, 1990: Kevin Maguire and 8th Round in 1991 (Dimitri Mironov) to Toronto for 3rd Round in 1990 (Al Kinisky).

MARCH 5, 1991: 2nd Round in 1991 (Jim Campbell) to Montreal for Mark Pederson.

MAY 30, 1991: Scott Mellanby, Craig Berube and Craig Fisher to Edmonton for Dave Brown, Corey Foster and the rights to Jari Kurri.

MAY 30, 1991: Jeff Chychrun and the rights to Jari Kurri to Los Angeles for Steve Duchesne, Steve Kasper and 4th Round in 1991 (Aris Brimanis).

JULY 29, 1991: Rights to Mike Bullard to Toronto for 3rd Round in 1993 (Vaclav Prospal).

AUGUST 5, 1991: Shaun Sabol to New York Rangers for future considerations.

AUGUST 8, 1991: Don Biggs to New York Rangers for future considerations.

SEPTEMBER 22, 1991: Ron Sutter and Murray Baron to St. Louis for Rod Brind'Amour and Dan Quinn.

NOVEMBER 13, 1991: Murray Craven and 4th Round (Kevin Smyth) in 1992 to Hartford for Kevin Dineen.

JANUARY 2, 1992: Gord Murphy, Brian Dobbin and 3rd Round in 1992 (Sergi Zholtok) to Boston for Garry Galley, Wes Walz and exchange of Boston's 3rd round in 1993 (Milos Holan) for the Flyers' 4th round in 1993 (Charles Paquette).

FEBRUARY 7, 1992: Tony Horacek to Chicago for Ryan McGill.

FEBRUARY 19, 1992: Rick Tocchet, Kjell Samuelsson, Ken Wregget and 3rd Round (Dave Roche) to Pittsburgh for Mark Recchi, Brian Benning and Los Angeles' 1st Round in 1992 (Jason Bowen). (Benning and 1st Round were obtained by Pittsburgh in a separate transaction with Los Angeles.)

FEBRUARY 27, 1992: Future considerations to Winnipeg for Moe Mantha.

JUNE 20, 1992: Mike Ricci, Peter Forsberg, Steve Duchesne, Kerry Huffman, Ron Hextall, Chris Simon, Flyers 1st Round in 1993 (Jocelyn Thibault) and 1994 and \$15 million to Quebec for Eric Lindros.

OCTOBER 1, 1992: 4th Round in 1993 to Detroit for Brent Fedyk.

OCTOBER 1, 1992: 3rd Round in 1993 and 5th Round in 1994 to Winnipeg for Stephane Beauregard.

DECEMBER 8, 1992: Steve Kasper to Tampa Bay for Dan Vinchelette.

DECEMBER 18, 1992: Mark Pederson to San Jose for Dave Snuggerud.

JANUARY 16, 1993: Brian Benning to Edmonton for Josef Beranek and Greg Hawgood.

FEBRUARY 2, 1993: Future considerations to Detroit for Bob Wilkie.

MARCH 18, 1993: Greg Paslawski to Calgary for 9th Round in 1993 (E.J. Bradley).

JUNE 11, 1993: Stephane Beauregard to Winnipeg for 3rd Round in 1993 and 5th Round in 1994.

JUNE 20, 1993: Rights to Greg Johnson and 5th round in 1994 (Frederic Deschenes) to Detroit for Jim Cummins and the Flyers' 4th Round in 1993 (previously exchanged for Brent Fedyk).

AUGUST 5, 1993: Shawn Cronin to San Jose for future considerations.

SEPTEMBER 9, 1993: Fifth Round in 1995 (David Arsenault) to Detroit for Stewart Malgunas.

OCTOBER 5, 1993: Terry Carkner to Detroit for Yves Racine and 4th Round in 1994 (Sebastien Vallee).

NOVEMBER 28, 1993: Future considerations to Montreal for Rob Ramage.

NOVEMBER 30, 1993: Greg Hawgood to Florida for future considerations.

ALL-TIME FLYERS TRADES 1967-2015

FEBRUARY 1, 1994: Viacheslav Butsayev to San Jose for Rob Zettler.

FEBRUARY 21, 1994: Future considerations to Montreal for Frederic Chabot.

MARCH 5, 1994: Claude Boivin and the rights to Kirk Daubenspeck to Ottawa for Mark Lamb.

MARCH 18, 1994: Jim Cummins and 4th Round in 1995 to Tampa Bay for Rob DiMaio.

MARCH 21, 1994: Pelle Eklund to Dallas for 8th Round in 1994 (Raymond Giroux).

JUNE 15, 1994: Second Round in 1994 (Ryan Johnson) to Florida as compensation for Bob Clarke.

JUNE 29, 1994: Yves Racine to Montreal for Kevin Haller.

SEPTEMBER 6, 1994: Alexander Selivanov to Tampa Bay for Flyers' 4th Round in 1995 (Radovan Somik).

SEPTEMBER 22, 1994: Tommy Soderstrom to NY Islanders for Ron Hextall and 6th Round in 1995 (Dmitri Tertysny).

FEBRUARY 2, 1995: Scott LaGrand to Tampa Bay for Mike Greenlay.

FEBRUARY 9, 1995: Mark Recchi and 3rd Round in 1995 (Martin Hohenberger) to Montreal for Eric Desjardins, Gilbert Dionne and John LeClair.

FEBRUARY 10, 1995: Mark Lamb to Montreal for undisclosed amount of cash.

FEBRUARY 15, 1995: Josef Beranek to Vancouver for Shawn Antoski.



FEBRUARY 16, 1995: Bob Wilkie and 5th Round in 1997 (Kyle Calder) to Chicago for Karl Dykhuis.

MARCH 8, 1995: Milos Holan to Anaheim for Anatoli Semenov.

MARCH 13, 1995: Ryan McGill to Edmonton for Brad Zavisha and 6th Round in 1995 (Jamie Sokolsky).

APRIL 7, 1995: Garry Galley to Buffalo for Petr Svoboda.

JUNE 27, 1995: Rights to Jeff Finley to Winnipeg for Russ Romaniuk.

JULY 8, 1995: Rob Zettler to Toronto for 5th Round in 1996 (Per-Ragnar Bergqvist).

JULY 12, 1995: 3rd Round (later traded to Washington, Shawn McNeil) and 6th Round (Kai Fischer) in 1996 to Colorado for rights to Garth Snow.

AUGUST 30, 1995: Dimitri Yushkevich and 2nd Round in 1996 (Francis Larivee) to Toronto for 1st Round in 1996 (Dainius Zubrus), 2nd Round in 1997 (Jean-Marc Pelletier) and Los Angeles' 4th in 1996 (later traded to Los Angeles, Mikael Simons).

SEPTEMBER 20, 1995: Andre Faust to Winnipeg for 7th Round in 1997 (later traded to Anaheim).

NOVEMBER 16, 1995: 1st Round (later traded to Phoenix, Daniel Briere) and 4th Round in 1996 (later traded to Buffalo, Mike Martone) and Martin Spanhel to San Jose for Pat Falloon.

DECEMBER 13, 1995: Brent Fedyk to Dallas for Trent Klatt.

DECEMBER 28, 1995: Kevin Dineen to Hartford for future considerations.

JANUARY 23, 1996: Future considerations to Ottawa for Dan Quinn.

FEBRUARY 6, 1996: Chris Herperger and Winnipeg's 7th Round in 1997 (Tony Mohagen) to Anaheim for Bob Corkum.

FEBRUARY 27, 1996: Dominic Roussel to Winnipeg for Tim Cheveldae and 3rd Round in 1996 (Chester Gallant).

MARCH 15, 1996: Craig MacTavish to St. Louis for Dale Hawerchuk.

MARCH 19, 1996: 8th Round in 1996 (Sami Salo) to Ottawa for Kerry Huffman; Anatoli Semenov and rights to Mike Crowley to Anaheim for Brian Wessenberg; Kings' 4th in 1996 (Mikael Simons) to Los Angeles for John Druce and 7th Round in 1997 (Todd Fedoruk).

JULY 18, 1996: Future considerations to Washington for Frank Bialowas.

DECEMBER 15, 1996: Kevin Haller, 1st Round (later transferred to San Jose; Scott Hannan) and the Whalers' 7th Round in 1997 (Andrew Merrick) to Hartford for Paul Coffey and 3rd Round in 1997 (Kris Mallette).

MARCH 18, 1997: Future considerations to Vancouver for Frantisek Kucera.

JUNE 18, 1997: 7th Round in 1997 (Chad Hinz) to Edmonton for the rights to Martin Cerven.

JUNE 21, 1997: 3rd Round in 1997 (Steve Gainey) to Dallas for 2nd Round in 1998 (later traded to Ottawa; Chris Bala).

ALL-TIME FLYERS TRADES 1967-2015

AUGUST 20, 1997: Mikael Renberg and Karl Dykhuis to Tampa Bay for Flyers' first round picks in 1998 (Simon Gagne), 1999 (Maxime Ouellet), 2000 (Justin Williams), and 2001 (Jeff Woywitka).

OCTOBER 15, 1997: Jason Bowen to Edmonton for the rights to Brantt Myhres.

OCTOBER 21, 1997: Future considerations to Ottawa for Mike Maneluk.

JANUARY 17, 1998: Pat Falloon, Vaclav Prospal and a 2nd Round in 1998 (Chris Bala) to Ottawa for Alexandre Daigle.

FEBRUARY 5, 1998: A conditional 6th Round in 1998 (later traded to Flyers-upgraded to 5th Round; Garrett Prosofsky) to Vancouver for Mike Sillinger.

MARCH 4, 1998: Garth Snow to Vancouver for Sean Burke.

MARCH 9, 1998: 6th Round in 1999 (Tore Vikingstad) to St. Louis for Roger Neilson.

MARCH 24, 1998: 3rd Round in 1998 (Justin Morrison) to Vancouver for Dave Babych and the Flyers' 5th Round in 1998 (Garrett Prosofsky); Janne Niinimaa to Edmonton for Dan McGillis and a 2nd Round in 1998 (Jason Beckett).

JUNE 27, 1998: Paul Coffey to Chicago for NY Islanders' 5th Round in 1998 (Francis Belanger); 9th Round in 1999 (Jamie Chamberlain) to Dallas for 9th Round in 1998 (Sergei Skrobat); Dominic Roussel and Jeff Staples to Nashville for 7th Round in 1998 (Cam Ondrik).

AUGUST 6, 1998: Rights to Johan Hedberg to San Jose for 7th Round in 1999 (Pavel Kasparik).

AUGUST 25, 1998: Rights to Raymond Giroux to NY Islanders for 6th Round in 2000 (later transferred to Montreal; Scott Selig).

OCTOBER 5, 1998: Daniel Lacroix to Edmonton for Valeri Zelepukin.

OCTOBER 13, 1998: 3rd Round in 1999 (later transferred to NY Rangers; Patrick Aufiero) to Calgary for 8th Round in 1999 (David Nystrom) and future considerations.

OCTOBER 19, 1998: Trent Klatt to Vancouver for 6th Round in 2000 (later transferred to Atlanta; Jeff Dwyer).

NOVEMBER 12, 1998: Shjon Podein to Colorado for Keith Jones.

NOVEMBER 17, 1998: Mike Maneluk to Chicago for Roman Vopat.

DECEMBER 12, 1998: Chris Gratton and Mike Sillinger to Tampa Bay for Mikael Renberg and Daymond Langkow.

DECEMBER 28, 1998: Petr Svoboda to Tampa Bay for Karl Dykhuis.

JANUARY 8, 1999: Frank Bialowas to Chicago for Dennis Bonvie.

JANUARY 26, 1999: Sergei Klimentiev to Nashville for cash.

JANUARY 29, 1999: Alexandre Daigle to Edmonton for Andrei Kovalenko.

FEBRUARY 10, 1999: Future considerations to Pittsburgh for Sean O'Brien.

MARCH 6, 1999: Andrei Kovalenko to Carolina for Adam Burt.

MARCH 10, 1999: Dainius Zubrus, 2nd Round in 1999 (Matt Carikner) and the NY Islanders' 6th Round in 2000 (Scott Selig) to Montreal for Mark Recchi.

MARCH 20, 1999: Colin Forbes and 5th Round in 1999 (Michal Lanicek) to Tampa Bay for Sandy McCarthy and Mikael Andersson.

MARCH 23, 1999: Cash to Washington for Craig Berube; Dave Babych and 5th Round in 2000 (Nathan Marsters) to Los Angeles for Steve Duchesne.

MAY 25, 1999: 8th Round in 1999 (Antti Jokela) to Carolina for Francis Lessard.

JUNE 1, 1999: Rights to Pat Kavanagh to Vancouver for 6th Round in 1999 (Konstantin Rudenko).

SEPTEMBER 27, 1999: Paul Healy to Nashville for Matt Henderson.

OCTOBER 15, 1999: Future considerations to Atlanta for Jody Hull.



OCTOBER 20, 1999: Karl Dykhuis to Montreal for future considerations.

NOVEMBER 16, 1999: 7th Round in 2001 to Nashville for Steve Washburn.

NOVEMBER 30, 1999: Rastislav Pavlikovsky on loan from the Ottawa Senators.

DECEMBER 9, 1999: Brian Wessenberg to Atlanta for Eric Bertrand.

JANUARY 23, 2000: Rod Brind'Amour, Jean-Marc Pelletier, and 2nd Round in 2000 to Carolina (later transferred to Colorado; Agris Saviels) for Keith Primeau and 5th Round in 2000 (later transferred to NY Islanders; Kristofer Ottoson).

JANUARY 26, 2000: Conditional pick in 2001 to Chicago for Todd White.

ALL-TIME FLYERS TRADES 1967-2015

FEBRUARY 14, 2000: Future considerations to Nashville for Eric Bertrand.

FEBRUARY 15, 2000: Mikael Andersson and Carolina's 5th Round in 2000 (Kristofer Ottoson) to NY Islanders for Gino Odjick.

MARCH 6, 2000: Marc Bureau to Calgary for Travis Brigley and 6th Round in 2001 (Andrei Razin).

MARCH 8, 2000: Mikael Renberg to Phoenix for Rick Tocchet.

MARCH 14, 2000: Sandy McCarthy to Carolina for Kent Manderville; 6th Round (originally acquired from Vancouver; Jeff Dwyer) in 2000 and 6th Round in 2001 (Pasi Nurminen) to Atlanta for Kirby Law.

MAY 31, 2000: 8th Round in 2002 (later transferred to Tampa Bay, Darren Reid) to Carolina for Paul Ranheim.

JUNE 12, 2000: 9th Round in 2000 (Arne Ramholt) to Chicago for Mark Janssens.

JUNE 25, 2000: John Vanbiesbrouck to NY Islanders for 4th Round in 2001 (later transferred to Nashville, Jordin Tootoo); 4th Round in 2000 (Johan Hagglund) to Tampa Bay for 6th Round in 2000 (Roman Cechmanek), 7th Round in 2000 (John Eichelberger) and 9th Round in 2000 (Milan Kopecky).

SEPTEMBER 26, 2000: Regan Kelly to Toronto for Chris McAllister.

SEPTEMBER 29, 2000: Mark Eaton to Nashville for Detroit's 3rd Round in 2001 (Patrick Sharp).

DECEMBER 7, 2000: Gino Odjick to Montreal for P.J. Stock and 6th Round in 2001 (Dennis Seidenberg).

JANUARY 14, 2001: Kevin Stevens to Pittsburgh for John Slaney.

FEBRUARY 13, 2001: 9th Round in 2001 (Marcel Rodman) to Boston for the rights to unsigned draft pick Matt Zultek.

MARCH 13, 2001: 3rd Round in 2001 (later transferred to Toronto, Nicolas Corbeil) to Chicago for Dean McAmmond.

MARCH 13, 2001: Dean Melanson to Washington for Matt Herr.

MAY 24, 2001: Mikhail Chernov to Nashville for Mike Watt.

JUNE 23, 2001: 2nd Round in 2001 (later transferred to Calgary, Andrei Medvedev) to Florida for the rights to Jiri Dopita; 1st Round in 2001 (Tim Gleason) to Ottawa for 1st Round (Jeff Woywitka) and 7th Round (David Printz) in 2001 and Tampa Bay's 2nd Round in 2002 (later transferred to Dallas through Tampa Bay, Tobias Stephan).

JUNE 24, 2001: New York Islanders' 4th Round in 2001 (Jordin Tootoo) to Nashville for 4th Round (later transferred to Carolina, Rob Zepp), 5th Round (Jussi Timonen) and 7th Round (Thierry Douville) in 2001; Nashville's 4th Round in 2001 (Rob Zepp) to Carolina for 3rd Round in 2002 (later transferred to Carolina, Jesse Lane); 4th Round (Aaron Lobb), a compensatory 5th Round (Paul Lynch) and 7th Round (Dennis Packard) in 2001 to Tampa Bay for 3rd Round in 2002 (later transferred Vancouver, Brett Skinner); 8th Round in 2001 (J.F. Soucy) and 9th Round in 2002 (John Toffey) to Tampa Bay for 7th Round in 2002 (Mathieu Brunelle); Dean McAmmond to Calgary for 4th Round in 2002 (Rosario Ruggieri).

JULY 2, 2001: Daymond Langkow to Phoenix for 2nd Round in 2002 (later transferred to San Jose through Tampa Bay, Dan Spang) and 1st Round in 2003 (Jeff Carter).

JULY 31, 2001: Andy Delmore to Nashville for 3rd Round in 2002 (later transferred to Phoenix, Joe Callahan).

AUGUST 20, 2001: Rights to restricted free agent center Eric Lindros to New York Rangers for Pavel Brendl, Jan Hlavac, Kim Johnsson and 3rd Round in 2003 (Stefan Ruzicka).

DECEMBER 17, 2001: Jan Hlavac and Tampa Bay's 3rd Round in 2002 (Brett Skinner) to Vancouver for Donald Brashear and 6th Round in 2002 (later transferred to Columbus, Jaroslav Balastik).

JANUARY 11, 2002: Petr Hubacek and Jason Beckett to Nashville for Yves Sarault.

FEBRUARY 13, 2002: Jesse Boulerice to Carolina for Greg Koehler.

MARCH 5, 2002: Joe DiPenta to Atlanta for Jarrod Skalde.

MARCH 15, 2002: Francis Lessard to Atlanta for David Harlock, 3rd Round (later transferred to Phoenix, Tyler Redenbach) and 7th Round in 2003 (later transferred to San Jose, Joe Pavelski).

MARCH 17, 2002: Kent Manderville to Pittsburgh for Billy Tibbetts.

MARCH 19, 2002: Maxime Ouellet, 1st Round (later transferred to Dallas, Martin Vagner), 2nd Round (Maxime Daigneault) and 3rd Round (Derek Krestanovich) in 2002 to Washington for Adam Oates.

JUNE 12, 2002: Brian Boucher and Nashville's 3rd Round in 2002 (Joe Callahan) to Phoenix for Michal Handzus and Robert Esche.

JUNE 18, 2002: Jiri Dopita to Edmonton for 3rd Round in 2003 (Ryan Potulny).

JUNE 21, 2002: Ruslan Fedotenko, Tampa Bay's 2nd Round in 2002 (later transferred to Dallas, Tobias Stephan) and Phoenix's 2nd in 2002 (later transferred to San Jose, Dan Spang) to Tampa Bay for 1st Round in 2002 (Joni Pitkanen).

JUNE 22, 2002: Carolina's 3rd Round in 2002 (Jesse Lane) to Carolina for 6th Round in 2002 (Nikita Korovkin) and 3rd Round in 2003 (Colin Fraser).

JUNE 23, 2002: Vancouver's 6th Round in 2002 (Jaroslav Balastik) and 7th Round in 2002 (Steven Goertzen) to Columbus for 5th Round in 2003 (David Tremblay).

DECEMBER 6, 2002: Dan McGillis to San Jose for Marcus Ragnarsson.

DECEMBER 19, 2002: Paul Ranheim to Phoenix for conditional pick in 2004.

JANUARY 22, 2003: Future considerations to Calgary for Jamie Wright.

JANUARY 29, 2003: 2nd Round in 2003 (Maxim Lapierre) to Montreal for Eric Chouinard.

ALL-TIME FLYERS TRADES 1967-2015

FEBRUARY 5, 2003: Chris McAllister to Colorado for 6th Round in 2003 (Ville Hostikka); future considerations to Vancouver for Todd Warriner.



FEBRUARY 7, 2003: Pavel Brendl and Bruno St. Jacques to Carolina for Sami Kapanen and Ryan Bast.

MARCH 1, 2003: 4th Round in 2003 (later transferred to Boston, Patrik Valcák) and 7th Round in 2004 (Daniel Taylor) to Los Angeles for Dmitry Yushkevich.

MARCH 9, 2003: 5th Round in 2003 (later transferred to Pittsburgh, Evgeni Isakov) to NY Islanders for Claude Lapointe.

MARCH 10, 2003: Guillaume Lefebvre, Atlanta's 3rd Round in 2003 (later transferred to Phoenix, Tyler Redenbach) and 2nd Round in 2004 (later transferred to NY Rangers, Brandon Dubinsky) to Phoenix for Tony Amonte.

MARCH 11, 2003: Future considerations to Chicago for Peter White.

MAY 28, 2003: Roman Cechmanek to Los Angeles for 2nd Round in 2004 (later transferred to Chicago, Bryan Bickell).

JUNE 22, 2003: Atlanta's 7th Round in 2003 (Joe Pavelski) to San Jose for 6th Round in 2004 (later transferred to Tampa Bay, Karri Ramo); Marty Murray to Carolina for 6th Round in 2004 (Frederik Cabana); 7th Round in 2003 (Dany Roussin) to Florida for 6th Round in 2004 (Ladislav Scurko); 8th Round in 2003 (Raimonds Danilics) to Tampa Bay for 7th Round in 2004 (later transferred to NY Islanders, Chris Campoli); 9th Round in 2003 (Zbynek Hrdel) to Tampa Bay for 9th Round in 2004 (John Carter).

JUNE 30, 2003: Rights to Dmitry Yushkevich to Washington for a conditional 7th Round in 2004.

DECEMBER 16, 2003: Jeff Woywitka, 1st Round in 2004 (Rob Schremp) and 3rd Round in 2005 (Danny Syvret) to Edmonton for Mike Comrie.

DECEMBER 17, 2003: Eric Chouinard to Minnesota for 5th Round in 2004 (Chris Zarb).

JANUARY 20, 2004: Justin Williams to Carolina for Danny Markov.

JANUARY 22, 2004: Tampa Bay's 7th Round in 2004 (Chris Campoli) to NY Islanders for Mattias Timander.

FEBRUARY 9, 2004: Eric Weinrich to St. Louis for 5th Round in 2004 (Gino Pisellini); Mike Comrie to Phoenix for Sean Burke, Branko Radivojevic and Ben Eager.

FEBRUARY 16, 2004: Mike Siklenka to Dallas for Steve Gainey.

FEBRUARY 19, 2004: Jim Vandermeer, Colin Fraser and Los Angeles' 2nd Round in 2004 (Bryan Bickell) to Chicago for Alexei Zhamnov and Washington's 4th Round in 2004 (R.J. Anderson).

MARCH 8, 2004: Rick Kozak and 2nd Round in 2005 (later transferred to Atlanta, Ondrej Pavelec) to NY Rangers for Vladimir Malakhov; Chris Therien to Dallas for Phoenix's 8th Round in 2004 (Martin Houle) and Dallas' 3rd Round in 2005 (later transferred to Tampa Bay, Chris Lawrence).

JUNE 27, 2004: 5th Round in 2004 (Brandon Elliott), 6th Round in 2004 (Jan Zapletal) and San Jose's 6th Round in 2004 (Karri Ramo) to Tampa Bay for 3rd Round in 2005 (Oskars Bartulis).

JULY 29, 2005: Todd Fedoruk to Anaheim for a second round pick in the 2005 NHL Entry Draft (later transferred to Phoenix, Pier-Olivier Pelletier).

JULY 30, 2005: 1st Round in 2005 (Kenndal McArdle) to Florida for 1st Round in 2005 (Steve Downie) and 2nd Round in 2006 (later transferred to Detroit through Phoenix, Cory Emmerton); Anaheim's 2nd Round in 2005 (Pier-Olivier Pelletier) to Phoenix in exchange for Columbus' 4th Round in 2005 (Jeremy Duchesne) and the Coyotes' 2nd Round in 2006 (Andreas Nodl); Dallas' 3rd Round in 2005 (Chris Lawrence) and the Flyers' 4th Round in 2005 (Blair Jones) to Tampa Bay in exchange for a 2nd Round in 2006 (later transferred to Detroit through Phoenix, Shawn Matthias).

AUGUST 2, 2005: Danny Markov to Nashville for a 3rd Round in 2006 (later transferred to Los Angeles, Bud Holloway).

AUGUST 4, 2005: Jeremy Roenick and Nashville's 3rd Round in 2006 (Bud Holloway) to Los Angeles for future considerations.

DECEMBER 5, 2005: Patrick Sharp and Eric Meloche to Chicago for Matt Ellison and 3rd Round in 2006 (later transferred to Montreal, Ryan White).

DECEMBER 28, 2005: Eric Chouinard to Phoenix for Kiel McLeod.

JANUARY 20, 2006: Dennis Seidenberg and 4th Round in 2006 (later transferred to NY Islanders, Tomas Marcinko) to Phoenix for Petr Nedved and 4th Round in 2006 (Joonas Lehtivuori). In addition, the Flyers had the right to switch their third round pick in the 2007 NHL Entry Draft for Phoenix's third round pick in the 2007 NHL Entry Draft (did not exercise option - later transferred to NY Islanders, Mark Katic).

ALL-TIME FLYERS TRADES 1967-2015

JANUARY 23, 2006: Jon Sim to Florida for 6th Round in 2007 (Patrick Maroon).

MARCH 9, 2006: Josh Gratton, Florida's 2nd Round in 2006 (later transferred to Detroit, Cory Emmerton) and Tampa Bay's 2nd Round in 2006 (later transferred to Detroit, Shawn Matthias) to Phoenix for Denis Gauthier; 3rd Round in 2006 (later transferred to Columbus, Tommy Sestito) to San Jose for Niko Dimitrakos.

JUNE 24, 2006: Chicago's 3rd Round in 2006 (Ryan White) to Montreal in exchange for 3rd Round (Jonathan Matsumoto) and 4th Round (Jakub Kovar) in 2006.

AUGUST 2, 2006: Rights to Vaclav Pletka to Chicago for Eric Meloche.

AUGUST 4, 2006: Michal Handzus to Chicago for Kyle Calder.

NOVEMBER 9, 2006: Daniel Corso to Tampa Bay for Darren Reid.

NOVEMBER 13, 2006: 4th Round in 2007 (Justin Vaive) to Anaheim for Todd Fedoruk.

DECEMBER 16, 2006: Freddy Meyer and 3rd Round in 2007 (Mark Katic) to NY Islanders for Alexei Zhitnik.

DECEMBER 20, 2006: Randy Robitaille and 5th Round in 2008 (Matthew Martin) to NY Islanders for Mike York.

FEBRUARY 15, 2007: Peter Forsberg to Nashville for Scottie Upshall, Ryan Parent and 1st Round (later transferred back to Nashville, Jonathon Blum) and 3rd Round (later transferred to Washington, Phil Desimone) in 2007.

FEBRUARY 24, 2007: Alexei Zhitnik to Atlanta for Braydon Coburn.

FEBRUARY 26, 2007: Kyle Calder to Chicago for Lasse Kukkonen and 3rd Round in 2007 (Garrett Klotz).

FEBRUARY 27, 2007: 2nd Round in 2007 (T.J. Brennan) to Buffalo for Martin Biron.

JUNE 4, 2007: Matt Ellison to Nashville for future considerations.

JUNE 18, 2007: Nashville's 1st Round in 2007 (Jonathon Blum) returned to Nashville for rights to Kimmo Timonen and Scott Hartnell.

JUNE 23, 2007: Nashville's 3rd Round in 2007 (Phil Desimone) and a 2nd Round in 2008 (Dmitri Kugryshev) to Washington for Carolina's 2nd Round in 2007 (Kevin Marshall).

JULY 1, 2007: Joni Pitkanen, Geoff Sanderson and 3rd Round in 2009 (Cameron Abney) to Edmonton for Joffrey Lupul and Jason Smith.

DECEMBER 10, 2007: Jussi Timonen to Dallas for conditional pick in 2009.

DECEMBER 18, 2007: Ben Eager to Chicago for Jim Vandermeer.

FEBRUARY 19, 2008: 3rd Round in 2008 (Geordie Wudrick) to Los Angeles for Jaroslav Modry.

FEBRUARY 20, 2008: Jim Vandermeer to Calgary for 3rd Round in 2009 (Adam Morrison).

FEBRUARY 25, 2008: Alexandre Picard and 2nd Round in 2009 (Richard Panik) to Tampa Bay for Vaclav Prospal.

JUNE 6, 2008: Ryan Potulny to Edmonton for Danny Syvret.

JUNE 18, 2008: Rights to Vaclav Prospal to Tampa Bay for Nashville's 7th Round in 2008 (Joachim Eriksson) and a conditional 4th Round in 2009.

JUNE 20, 2008: Rights to R.J. Umberger and 4th Round in 2008 (Drew Olson) to Columbus for Colorado's 1st Round in 2008 (previously acquired, Luca Sbisa) and 3rd Round in 2008 (Marc-Andre Bourdon); 1st Round in 2008 (John Carlson) to Washington for Steve Eminger and 3rd Round in 2008 (Jacob DeSerres).

JUNE 21, 2008: 7th Round in 2008 (Nick Pryor) to Anaheim for 7th Round in 2009 (Oliver Lauridsen).

JUNE 24, 2008: Triston Grant and 7th Round in 2009 (later transferred to St. Louis, Maxwell Tardy) to Nashville for Janne Niskala.

JUNE 30, 2008: Kyle Greentree to Calgary for Tim Ramholt; Janne Niskala to Tampa Bay for 6th Round in 2009 (Dave Labrecque).

JULY 1, 2008: Denis Gauthier and 2nd Round in 2010 (later transferred to Minnesota, Jason Zucker) to Los Angeles for Patrik Hersley and Ned Lukacevic.

OCTOBER 13, 2008: 4th round in 2009 (Lane MacDermid) and Ned Lukacevic to Boston for Andrew Alberts.

OCTOBER 30, 2008: Tim Ramholt to Nashville for Josh Gratton.

NOVEMBER 3, 2008: Steve Eminger, Steve Downie, and Tampa Bay's 4th Round in 2009 (previously acquired, Alex Hutchings) to Tampa Bay for Matt Carle and San Jose's 3rd Round in 2009 (previously acquired, Simon Bertilsson).

MARCH 4, 2009: Scottie Upshall and 2nd Round in 2011 to Phoenix for Daniel Carcillo.

MARCH 4, 2009: 6th round in 2009 to San Jose for D Kyle McLaren (Trade was later nullified).

JUNE 26, 2009: Joffrey Lupul, Luca Sbisa, 1st Round in 2009 (John Moore), 1st-Round in 2010 (Emerson Etem) and a conditional 3rd round in 2010 (conditions not met) to Anaheim for Chris Pronger and Ryan Dingle.

OCTOBER 20, 2009: Michael Ratchuk to Columbus for Stefan Legein.

ALL-TIME FLYERS TRADES 1967-2015

FEBRUARY 6, 2010: Ole-Kristian Tollefsen and 5th round in 2011 to Detroit for Ville Leino.

JUNE 18, 2010: Ryan Parent to Nashville for Dan Hamhuis.

JUNE 25, 2010: Dan Hamhuis to Pittsburgh for 3rd round in 2011 (later transferred to Phoenix, Harrison Ruopp).

JUNE 26, 2010: Jonathan Matsumoto to Carolina for Washington's 7th round in 2010 (Ricard Bildstrand).

JULY 1, 2010: 2nd round in 2012 (later transferred to Nashville, Colton Sissons) to Tampa Bay for Andrej Meszaros.

JULY 19, 2010: Simon Gagne to Tampa Bay for Matt Walker and 4th round in 2011 (Marcel Noebels).

NOVEMBER 21, 2010: Patrick Maroon and David Laliberte to Anaheim for Danny Syvret and Rob Bordson.

FEBRUARY 14, 2011: 1st (Stuart Percy) and 3rd round (Josh Leivo) in 2011 to Toronto for Kris Versteeg.

FEBRUARY 28, 2011: Greg Moore and rights to Michael Chaput to Columbus for Tom Sestito.

JUNE 7, 2011: Matt Clackson, Pittsburgh's 3rd round in 2011 (previously acquired, Harrison Ruopp) and 3rd round in 2012 (later transferred to Pittsburgh, Oskar Sundqvist) to Phoenix for Ilya Bryzgalov.

JUNE 23, 2011: Jeff Carter to Columbus for Jakub Voracek, 1st round (Sean Couturier) and 3rd round (Nick Cousins) in 2011.

JUNE 23, 2011: Michael Richards and Rob Bordson to Los Angeles for Wayne Simmonds, Brayden Schenn and 2nd round in 2012 (later transferred to Dallas, Devin Shore).

JUNE 27, 2011: Darroll Powe to Minnesota for 3rd round in 2013 (later transferred to Pittsburgh via Dallas, Jake Guentzell).

JULY 1, 2011: Kris Versteeg to Florida for 2nd round (later transferred to Tampa Bay, Brian Hart) and San Jose's 3rd round in 2012 (Shayne Gostisbehere).

FEBRUARY 16, 2012: Los Angeles's 2nd round in 2012 (previously acquired, Devin Shore) and Minnesota's 3rd round in 2013 to Dallas (later transferred to Pittsburgh, Jake Guentzell), for Nicklas Grossmann.

FEBRUARY 18, 2012: Jonathan Kalinski, Florida's 2nd round in 2012 (previously acquired, Brian Hart) and 4th round in 2013 (later transferred to Ottawa, Tobias Lindberg) to Tampa Bay for Pavel Kubina.

JUNE 22, 2012: Sergei Bobrovsky to Columbus for Ottawa's 2nd round in 2012 (Anthony Stolarz), Vancouver's 4th round in 2012 (Taylor Leier) and Phoenix's 4th round in 2013 (later transferred to Los Angeles, Justin Auger).

JUNE 23, 2012: James van Riemsdyk to Toronto for Luke Schenn.

JANUARY 13, 2013: Luke Pither to Carolina for Brian Boucher and Mark Alt.

FEBRUARY 25, 2013: Mike Testwuide to Calgary for Mitch Wahl.

FEBRUARY 26, 2013: Phoenix's 4th round in 2013 (previously acquired, Justin Auger) to Los Angeles for Simon Gagne.

MARCH 12, 2013: 7th round in 2014 (conditions not met) to Detroit for Kent Huskins; Matthew Ford to Columbus for future considerations.

APRIL 1, 2013: Harry Zolnierczyk to Anaheim for Jay Rosehill.

APRIL 3, 2013: Michael Leighton and 3rd round in 2015 (later transferred to Toronto, Martins Dzierkals) to Columbus for Steve Mason.

JUNE 12, 2013: Shane Harper and 4th round in 2014 (Devon Toews) to NY Islanders for Mark Streit.

JULY 1, 2013: Danny Syvret to NY Rangers for Kris Newbury.

OCTOBER 21, 2013: Max Talbot to Colorado for Steve Downie.

MARCH 4, 2014: Matt Mangene, 3rd round in 2014 (Ilya Sorokon) and 2nd round in 2015 (later transferred to Boston, Brandon Carlo) to NY Islanders for Andrew MacDonald.

MARCH 5, 2014: Andrej Meszaros to Boston for 3rd round in 2014 (Mark Friedman).

JUNE 23, 2014: Scott Hartnell to Columbus for R.J. Umberger and 4th round in 2015 (later transferred to Los Angeles, Austin Wagner).

JULY 2, 2014: Tye McGinn to San Jose for 3rd round in 2015 (Felix Sandstrom).

FEBRUARY 15, 2015: Kimmo Timonen to Chicago for 2nd round in 2015 (later transferred to Toronto, Jeremy Bracco) and 2nd round in 2016.

MARCH 2, 2015: Braydon Coburn to Tampa Bay for Radko Gudas, 1st round in 2015 (later transferred to Columbus via Toronto, Gabriel Carlsson) and 3rd round in 2015 (Matej Tomek).

JUNE 26, 2015: Tampa Bay's 1st round in 2015 (previously acquired; later transferred to Columbus, Gabriel Carlsson) and Chicago's 2nd round in 2015 (previously acquired, Jeremy Bracco) to Toronto for Nashville's 1st round in 2015 (previously acquired, Travis Konecny).

JUNE 27, 2015: Nicklas Grossmann and Chris Pronger to Arizona for Sam Gagner and a conditional draft pick in 2016 or 2017; Columbus's 4th round in 2015 (previously acquired, Austin Wagner) to Los Angeles for 4th round in 2015 (Mikhail Vorobiov) and 6th round in 2016.

JUNE 30, 2015: Zac Rinaldo to Boston for 3rd round in 2017.

(Special thanks to Peter Anson for his help in updating this information.)

FLYERS HONOR ROLL

FLYERS BANNER YEARS

1967-68	West Division Champions
1973-74	West Division Champions
1974-75	Stanley Cup Champions Patrick Division Champions Campbell Conference Champions Most Points in NHL
1975-76	Stanley Cup Champions Patrick Division Champions Campbell Conference Champions
1976-77	Patrick Division Champions Campbell Conference Champions
1979-80	Patrick Division Champions Campbell Conference Champions Most Points in NHL
1982-83	Patrick Division Champions
1984-85	Patrick Division Champions Wales Conference Champions Most Points in NHL
1985-86	Patrick Division Champions
1986-87	Patrick Division Champions Wales Conference Champions
1994-95	Atlantic Division Champions
1995-96	Atlantic Division Champions
1996-97	Eastern Conference Champions
1999-00	Atlantic Division Champions
2001-02	Atlantic Division Champions
2003-04	Atlantic Division Champions
2009-10	Eastern Conference Champions
2010-11	Atlantic Division Champions

FLYERS IN THE MID-SEASON NHL ALL-STAR GAME

1967-68	Leon Rochefort
1968-69	Bernie Parent, Ed Van Impe
1969-70	Bobby Clarke, Bernie Parent
1970-71	Bobby Clarke
1971-72	Bobby Clarke, Simon Nolet
1972-73	Bobby Clarke, Gary Dornhoefer
1973-74	Bobby Clarke, Bernie Parent, Ed Van Impe, Joe Watson
1974-75	Bill Barber, Bobby Clarke, Bernie Parent, Fred Shero (Coach), Ed Van Impe, Jimmy Watson
1975-76	Bill Barber, Andre Dupont, Reggie Leach, *Rick MacLeish, Fred Shero (Coach), Wayne Stephenson, Jimmy Watson
1976-77	Tom Bladon, Bobby Clarke, Gary Dornhoefer, Rick MacLeish, Bernie Parent, Fred Shero (Coach), Jimmy Watson, Joe Watson
1977-78	Bill Barber, Tom Bladon, Bobby Clarke, Bob Dailey, Fred Shero (Coach), Wayne Stephenson, Jimmy Watson
1978-79	** Bill Barber, Bobby Clarke
1979-80	Bill Barber, Norm Barnes, Reggie Leach, Rick MacLeish, Pete Peeters, Brian Propp, Jimmy Watson
1980-81	Bill Barber, Bob Dailey, Paul Holmgren, Pete Peeters, Pat Quinn (Coach), Behn Wilson
1981-82	Bill Barber, Brian Propp
1982-83	Mark Howe, Pelle Lindbergh, Darryl Sittler

1983-84	Tim Kerr, Brian Propp
1984-85	Tim Kerr, Pelle Lindbergh
1985-86	Bob Froese, Mark Howe, Mike Keenan (Coach), Tim Kerr, E.J. McGuire (Assistant Coach), Dave Poulin, Brian Propp
1986-87	*** Ron Hextall, Mark Howe, Tim Kerr, Dave Poulin
1987-88	Ron Hextall, Mark Howe, Mike Keenan (Coach), E.J. McGuire (Assistant Coach), Dave Poulin, Kjell Samuelsson
1988-89	Rick Tocchet
1989-90	Brian Propp, Rick Tocchet
1990-91	Rick Tocchet
1991-92	Rod Brind'Amour
1992-93	Mark Recchi
1993-94	Garry Galley, Eric Lindros, Mark Recchi
1994-95	No game was played
1995-96	Eric Desjardins, John LeClair, Eric Lindros, Craig MacTavish
1996-97	Paul Coffey, Dale Hawerchuk, John LeClair, Eric Lindros
1997-98	John LeClair, Eric Lindros
1998-99	John LeClair, Eric Lindros
1999-00	Eric Desjardins, John LeClair, Eric Lindros, Mark Recchi
2000-01	Roman Cechmanek, Simon Gagne
2001-02	Jeremy Roenick
2002-03	Ken Hitchcock (Assistant Coach), Jeremy Roenick
2003-04	Ken Hitchcock (Assistant Coach), Keith Primeau, Jeremy Roenick
2005-06	No game was played
2006-07	Simon Gagne
2007-08	Mike Richards, Kimmo Timonen
2008-09	Jeff Carter
2010-11	Danny Briere, Claude Giroux, Peter Laviolette (co-coach)
2011-12	Claude Giroux, Scott Hartnell, Kimmo Timonen
2012-13	No game was played
2013-14	No game was played
2014-15	Claude Giroux, Jake Voracek

* Alternate for Bobby Clarke

** NHL Challenge Cup

*** Rendezvous '87

FLYERS INDUCTED INTO HOCKEY HALL OF FAME

1984	Sept.	Bernie Parent
1987	June	Bobby Clarke
1988	Sept.	Ed Snider
1990	Sept.	Bill Barber
1992	Sept.	Keith Allen
1997	Nov.	Gene Hart
2002	Nov.	Roger Neilson
2011	Nov.	Mark Howe
2013	Nov.	Fred Shero

FLYERS HONOR ROLL

FLYERS INDUCTED INTO UNITED STATES HOCKEY HALL OF FAME

2003 - Mark Howe
 2007 - John Vanbiesbrouck
 2009 - Tony Amonte
 2009 - John LeClair
 2010 - Derian Hatcher
 2010 - Jeremy Roenick
 2011 - Mike "Doc" Emrick
 2011 - Ed Snider

RETIRED NUMBERS

Bernie Parent - 1
 Mark Howe - 2
 Barry Ashbee - 4
 Bill Barber - 7
 Bobby Clarke - 16

FLYERS MAJOR AWARD WINNERS

ALLEN, Keith	1987-88	Lester Patrick Trophy
BARBER, Bill	2000-01	Jack Adams Award
CECHMANEK, Roman	2002-03	William M. Jennings Trophy
CLARKE, Bobby	1971-72	Bill Masterton Memorial Trophy
	1972-73	Hart Memorial Trophy
		Lester B. Pearson Award
	1974-75	Hart Memorial Trophy
	1975-76	Hart Memorial Trophy
	1979-80	Lester Patrick Trophy
	1982-83	Frank J. Selke Trophy
ESCHE, Robert	2002-03	William M. Jennings Trophy
FROESE, Bob	1985-86	William M. Jennings Trophy
HEXTALL, Ron	1986-87	Vezina Trophy
		Conn Smythe Trophy
HOLMGREN, Paul	2014-15	Lester Patrick Trophy
HOWE, Mark	1985-86	Emery Edge Award
JENSEN, Darren	1985-86	William M. Jennings Trophy
KEENAN, Mike	1984-85	Jack Adams Award
KERR, Tim	1988-89	Bill Masterton Memorial Trophy
LAPERRIERE, Ian	2010-11	Bill Masterton Memorial Trophy
LEACH, Reggie	1975-76	Conn Smythe Trophy
LeCLAIR, John	1996-97	Bud Ice Plus/Minus Award
	1998-99	Bud Ice Plus/Minus Award
LINDBERGH, Pelle	1984-85	Vezina Trophy
LINDROS, Eric	1994-95	Hart Memorial Trophy
		Lester B. Pearson Award
PARENT, Bernie	1973-74	Vezina Trophy
		Conn Smythe Trophy
	1974-75	Vezina Trophy
		Conn Smythe Trophy
POULIN, Dave	1986-87	Frank J. Selke Trophy
QUINN, Pat	1979-80	Jack Adams Award
SHERO, Fred	1973-74	Jack Adams Award
	1979-80	Lester Patrick Trophy
SNIDER, Ed	1979-80	Lester Patrick Trophy

NHL MILESTONE AWARD WINNERS

AMONTE, TONY: - 1,000 GAMES	LECAVALIER, VINCENT - 400 GOALS
BARBER, BILL: - 400 GOALS	MacTAVISH, CRAIG: - 1,000 GAMES
BIRON, MARTIN - 25 SHUTOUTS	PARENT, BERNIE: - 25 SHUTOUTS - 500 GAMES
BRYZGALOV, ILYA - 25 SHUTOUTS	RECCHI, MARK: - 1,000 POINTS - 600 ASSISTS - 400 GOALS - 1,000 GAMES
CLARKE, BOBBY: - 600 ASSISTS - 1,000 POINTS - 1,000 GAMES	RICHARDSON, LUKE: - 1,000 GAMES
DESJARDINS, ERIC - 1,000 GAMES	ROENICK, JEREMY: - 1,000 POINTS - 600 ASSISTS - 1,000 GAMES
FORSBERG, PETER: - 600 ASSISTS	SITTLER, DARRYL: - 400 GOALS - 1,000 GAMES - 1,000 POINTS - 600 ASSISTS
HACKETT, JEFF: - 500 GAMES	TIMONEN, KIMMO - 1,000 GAMES
HATCHER, DERIAN: - 1,000 GAMES	WEINRICH, ERIC: - 1,000 GAMES
HEXTALL, RON: - 500 GAMES	ZHITNIK, ALEXEI: - 1,000 GAMES
HITCHCOCK, KEN: - 750 GAMES COACHED	
LAVIOLETTE, PETER - 750 GAMES COACHED	

FLYERS HONOR ROLL

FLYERS NHL ALL-STARS

Selected at the end of the season by the representatives of the Professional Hockey Writers' Association in each of the NHL cities.

ASHBEE, Barry	1973-74	2nd Team, Defense
BARBER, Bill	1975-76	1st Team, Left Wing
	1978-79	2nd Team, Left Wing
	1980-81	2nd Team, Left Wing
CECHMANEK, Roman	2000-01	2nd Team, Goal
CLARKE, Bobby	1972-73	2nd Team, Center
	1973-74	2nd Team, Center
	1974-75	1st Team, Center
	1975-76	1st Team, Center
DESJARDINS, Eric	1998-99	2nd Team, Defense
	1999-00	2nd Team, Defense
FROESE, Bob	1985-86	2nd Team, Goal
HEXTALL, Ron	1986-87	1st Team, Goal
HOWE, Mark	1982-83	1st Team, Defense
	1985-86	1st Team, Defense
	1986-87	1st Team, Defense
KERR, Tim	1986-87	2nd Team, Right Wing
LEACH, Reggie	1975-76	2nd Team, Right Wing
LECLAIR, John	1994-95	1st Team, Left Wing
	1995-96	2nd Team, Left Wing
	1996-97	2nd Team, Left Wing
	1997-98	1st Team, Left Wing
	1998-99	2nd Team, Left Wing
LINDBERGH, Pelle	1984-85	1st Team, Goal
LINDROS, Eric	1994-95	1st Team, Center
	1995-96	2nd Team, Center
PARENT, Bernie	1973-74	1st Team, Goal
	1974-75	1st Team, Goal
RECCHI, Mark	1991-92	2nd Team, Right Wing
VORACEK, Jakub	2014-15	1st Team, Right Wing

50-GOAL CLUB

1972-73	Rick MacLeish	50
1975-76	Reggie Leach	61
1975-76	Bill Barber	50
1979-80	Reggie Leach	50
1983-84	Tim Kerr	54
1984-85	Tim Kerr	54
1985-86	Tim Kerr	58
1986-87	Tim Kerr	58
1992-93	Mark Recchi	53
1995-96	John LeClair	51
1996-97	John LeClair	50
1997-98	John LeClair	51

BOBBY CLARKE TROPHY

Awarded annually to the Flyers Most Valuable Player by a selected panel of sportswriters and sportscasters.

1984-85	Pelle Lindbergh	1999-2000	Mark Recchi
1985-86	Mark Howe	2000-01	Roman Cechmanek
1986-87	Ron Hextall	2001-02	Jeremy Roenick
1987-88	Ron Hextall	2002-03	Roman Cechmanek
1988-89	Ron Hextall	2003-04	Mark Recchi
1989-90	Rick Tocchet	2005-06	Simon Gagne
1990-91	Pelle Eklund	2006-07	Simon Gagne
1991-92	Rod Brind'Amour	2007-08	Mike Richards
1992-93	Mark Recchi	2008-09	Mike Richards
1993-94	Eric Lindros	2009-10	Chris Pronger
1994-95	Eric Lindros	2010-11	Claude Giroux
1995-96	Eric Lindros	2011-12	Claude Giroux
1996-97	John LeClair	2012-13	Jakub Voracek
1997-98	John LeClair	2013-14	Claude Giroux
1998-99	Eric Lindros	2014-15	Jakub Voracek

BARRY ASHBEE TROPHY

Awarded annually to the most outstanding Flyers defenseman as selected by a panel of sportswriters and sportscasters.

1974-75	Joe Watson	1994-95	Eric Desjardins
1975-76	Jimmy Watson	1995-96	Eric Desjardins
1976-77	Andre Dupont	1996-97	Eric Desjardins
1977-78	Jimmy Watson	1997-98	Eric Desjardins
1978-79	Bob Dailey	1998-99	Eric Desjardins
1979-80	Norm Barnes	1999-2000	Eric Desjardins
1980-81	Bob Dailey	2000-01	Dan McGillis
1981-82	Frank Bathe	2001-02	Kim Johnsson
1982-83	Mark Howe	2002-03	Eric Desjardins
1983-84	Miroslav Dvorak	2003-04	Kim Johnsson
1984-85	Brad McCrimmon	2005-06	Joni Pitkanen
1985-86	Mark Howe	2006-07	Derian Hatcher
1986-87	Mark Howe	2007-08	Kimmo Timonen
1987-88	Mark Howe	2008-09	Kimmo Timonen
1988-89	Kjell Samuelsson	2009-10	Chris Pronger
1989-90	Gord Murphy	2010-11	Andrej Meszaros
1990-91	Kjell Samuelsson	2011-12	Kimmo Timonen
1991-92	Steve Duchesne	2012-13	Kimmo Timonen
1992-93	Garry Galley	2013-14	Kimmo Timonen
1993-94	Garry Galley	2014-15	Mark Streit

FLYERS HALL OF FAME

1988 Mar.	Bobby Clarke, Bernie Parent
1989 Mar.	Keith Allen, Bill Barber, Ed Snider
1990 Mar.	Rick MacLeish, Fred Shero
1991 Mar.	Barry Ashbee (posthumous), Gary Dornhoefer
1992 Feb.	Gene Hart, Reggie Leach
1993 Apr.	Joe Scott, Ed Van Impe
1994 Mar.	Tim Kerr
1996 Feb.	Joe Watson
1999 Mar.	Brian Propp
2001 Mar.	Mark Howe
2004 Mar.	Dave Poulin
2008 Feb.	Ron Hextall
2009 Nov.	Dave Schultz
2014 Nov.	Eric Lindros, John LeClair
2015 Feb.	Eric Desjardins
2015 Nov.	Rod Brind'Amour
2016 Feb.	Jim Watson

100-POINT CLUB

1972-73	Bobby Clarke	104
1972-73	Rick MacLeish	100
1974-75	Bobby Clarke	116
1975-76	Bobby Clarke	119
1975-76	Bill Barber	112
1992-93	Mark Recchi	123
1993-94	Mark Recchi	107
1995-96	Eric Lindros	115

FLYERS HONOR ROLL

YANICK DUPRE CLASS GUY MEMORIAL AWARD

The award honors the memory of Yanick Dupre, who died on August 16, 1997 at the age of 24 after a 16-month battle with leukemia. Dupre played parts of three seasons with the Flyers (1991-92, 1994-95 and 1995-96), recording two goals and 16 penalty minutes in 35 games. He was originally drafted by the Flyers in the third round (50th overall) of the 1991 NHL Entry Draft. This award is presented annually to the Flyer who best illustrates character, dignity and respect for the sport both on and off the ice.

1976-77	Gary Dornhoefer	1995-96	Ron Hextall
1977-78	Joe Watson	1996-97	Shjon Podein
1978-79	Bernie Parent	1997-98	Trent Klatt
1979-80	Andre Dupont	1998-99	Eric Desjardins
1980-81	Bill Barber	1999-2000	Keith Jones
1981-82	Bobby Clarke	2000-01	Keith Primeau
1982-83	Mark Howe	2001-02	Jeremy Roenick
1983-84	Dave Poulin	2002-03	Robert Esche
1984-85	Brad Marsh	2003-04	Sami Kapanen
1985-86	Murray Craven	2005-06	Peter Forsberg
1986-87	Glenn "Chico" Resch	2006-07	Mike Knuble
1987-88	Rick Tocchet	2007-08	Martin Biron
1988-89	Ron Sutter	2008-09	Danny Briere
1989-90	Craig Berube	2009-10	Ian Laperriere
1990-91	Gord Murphy	2010-11	Brian Boucher
1991-92	Kevin Dineen	2011-12	Jaromir Jagr
1992-93	Mark Recchi	2012-13	Scott Hartnell
1993-94	Garry Galley	2013-14	Jake Voracek
1994-95	Mikael Renberg	2014-15	Mark Streit

PELLE LINDBERGH MEMORIAL TROPHY

Awarded annually to the Flyer who has most improved from the previous season, as voted by his teammates.

1993-94	Mikael Renberg	2005-06	Joni Pitkanen
1994-95	John LeClair	2006-07	Ben Eager
1995-96	Shjon Podein	2007-08	Braydon Coburn and Riley Cote
1996-97	Trent Klatt	2008-09	Darroll Powe
1997-98	Colin Forbes	2009-10	Matt Carle
1998-99	Daymond Langkow	2010-11	Andreas Nodl
1999-2000	Luke Richardson	2011-12	Scott Hartnell
2000-01	Simon Gagne and Dan McGillis	2012-13	Jakub Voracek
2001-02	Justin Williams	2013-14	Michael Raffl
2002-03	Donald Brashear	2014-15	Chris VandeVelde
2003-04	Robert Esche		

TOYOTA CUP

Awarded annually to the Flyer who accumulated the most points associated with being selected as a "Star of the Game". Five points were awarded for being selected First Star, three points were awarded for a Second Star performance and one point was awarded for a Third Star selection. The Tri-State Toyota Dealers make a donation in the name of the winner to the player's favorite charity.

2000-01	Roman Cechmanek	2008-09	Jeff Carter
2001-02	Simon Gagne	2009-10	Mike Richards
2002-03	Keith Primeau	2010-11	Danny Briere
2003-04	Mark Recchi	2011-12	Claude Giroux
2005-06	Simon Gagne	2012-13	Claude Giroux
2006-07	Simon Gagne	2013-14	Claude Giroux
2007-08	Martin Biron	2014-15	Claude Giroux

GENE HART MEMORIAL AWARD

Awarded annually to the Flyer who plays with the most "heart" has as voted by Philadelphia Flyers Fan Club Board of Directors at their monthly meetings. The award honors the memory of longtime Flyers broadcaster Gene Hart. For 28 years, Flyers broadcaster Gene Hart called the organization's most thrilling moments, and in the process, helped spawn generations of devoted fans. Hart's contributions to the sport were recognized with his induction into the Flyers Hall of Fame in 1992 and the Hockey Hall of Fame in 1997.

2006-07	Sami Kapanen
2007-08	Mike Richards
2008-09	Scott Hartnell
2009-10	Ian Laperriere
2010-11	Claude Giroux
2011-12	Wayne Simmonds
2012-13	Zac Rinaldo
2013-14	Steve Mason
2014-15	Jakub Voracek

BARRY ASHBEER AWARD

Was presented by the Philadelphia Flyers to the Hershey Bears player who best exemplifies the qualities of the late Flyers defenseman, Barry Ashbee: perseverance, sportsmanship and dedication to hockey. From 1996-97 to 2008-09, this award was presented by the Flyers to the Philadelphia Phantoms best defenseman.

1988	Al Hill	1999	Mark Eaton
1989	Don Nachbaur	2000	Jeff Torgy
1990	Mike Stothers	2001	Brad Tiley
1991	Tim Tookey	2002	John Slaney
1992	Dave Fenyves	2003	Brad Tiley
1993	Chris Jensen	2004	John Slaney
1994	Mitch Lamoureux	2005	Dennis Seidenberg
1995	Mike McHugh	2006	John Slaney
1996	Clayton Norris	2007	John Slaney
1997	John Stevens	2008	Denis Gauthier
1998	Jamie Heward	2009	Danny Syvret

ALL-TIME FLYERS HISTORIC MOMENTS

JUNE 5, 1967: The National Hockey League announced that the league awarded expansion franchises to California, Los Angeles, Minnesota, Philadelphia, Pittsburgh and St. Louis.

JUNE 6, 1967: The Flyers selected 20 players in the National Hockey League Expansion Draft.

OCTOBER 11, 1967: The Flyers meet the California Seals at Oakland in their first game ever, dropping a 5-1 decision.

OCTOBER 18, 1967: The Flyers win their first game ever, 2-1, at St. Louis.

OCTOBER 19, 1967: Flyers play their first game ever at the Spectrum, defeating the Pittsburgh Penguins, 1-0, on a goal by Bill Sutherland. Goaltender Doug Favell recorded the shutout.

NOVEMBER 4, 1967: Leon Rochefort records the Flyers' first ever hat trick, leading Philadelphia to a 4-1 win at Montreal.

JANUARY 16, 1968: Leon Rochefort becomes the first Flyer to participate in a mid-season NHL All-Star Game.

MARCH 1, 1968: Roof of the Spectrum blows off, forcing the Flyers to play the final month of the season "on the road."

MARCH 30, 1968: The Flyers win West Division Championship with a record of 31-32-11 in their first year of existence.

APRIL 4, 1968: Flyers play their first ever playoff game, dropping a 1-0 decision to the St. Louis Blues at the Spectrum.

NOVEMBER 7, 1968: Red Berenson scores six goals as the visiting St. Louis Blues defeat the Flyers, 8-0, at the Spectrum.

JANUARY 30, 1969: The Flyers suffer worst defeat ever, a 12-0 loss to the Chicago Blackhawks at the Spectrum.

JUNE 12, 1969: The Flyers draft Bobby Clarke from the Flint Bombers in the 2nd round (17th overall) of the 1969 NHL Amateur Draft.

OCTOBER 11, 1969: Bobby Clarke plays in his first NHL game.

APRIL 4, 1970: Needing a win or a tie in any of their final six games of the season to make the playoffs, the Flyers lost their 6th consecutive game, 1-0, on a goal by Minnesota's Barry Gibbs on a dump-in play from his own blue line at 7:48 of the third period. Flyers goaltender Bernie Parent lost sight of the puck in the afternoon sun shining through one of the Spectrum's exits.

JANUARY 31, 1971: Flyers trade goaltender Bernie Parent to Toronto along with their 2nd choice in the 1971 NHL Draft for Bruce Gamble, Mike Walton and Toronto's 1st choice (Pierre Plante) in 1971 draft. In addition, the Flyers trade Mike Walton to the Boston Bruins in exchange for Rick MacLeish and Danny Schock.

OCTOBER 28, 1971: Flyers record their 100th regular season win, 3-2, over the Vancouver Canucks at the Spectrum.

FEBRUARY 8, 1972: Goaltender Bruce Gamble suffers what later was diagnosed as a heart attack in the first period of the Flyers game at Vancouver. He continued to play and recorded a 3-1 win.

APRIL 1, 1972: Flyers honor retiring goaltender Bruce Gamble at the Spectrum.



APRIL 2, 1972: At Buffalo, the Sabres' Gerry Meehan scores the game-winning goal with four seconds to play in the final game of the regular season to eliminate the Flyers from the playoffs. The Flyers needed a win or a tie to earn a playoff berth.

JUNE 7, 1972: Bobby Clarke receives the Bill Masterton Memorial Trophy for perseverance, dedication and sportsmanship, becoming the first Flyer to receive an individual NHL award.

JANUARY 17, 1973: Bobby Clarke is named the team's third captain, becoming the youngest captain in NHL history (at age 23).

MARCH 29, 1973: Bobby Clarke becomes the first Flyer, and 9th player in NHL history, to record 100 points in a season with a third-period goal in the Flyers' 4-2 win over the Atlanta Flames at the Spectrum.

APRIL 1, 1973: Rick MacLeish becomes the first Flyer, and 8th player in NHL history, to record 50 goals in one season in a 5-4 loss at Pittsburgh. The goal also was MacLeish's 100th point of the season.

APRIL 10, 1973: Gary Dornhoefer scores the game-winning goal at 8:35 of the first overtime period to give the Flyers a 3-2 win over the visiting Minnesota North Stars, and a 3-2 edge in their best of seven Quarterfinal series. Flyers go on to win series in six games – their first ever playoff series victory.

MAY 15, 1973: Flyers acquire Bernie Parent's NHL rights and Toronto Maple Leafs' 2nd round draft choice (Larry Goodenough) in 1973 in exchange for Doug Favell and Flyers' first round draft choice (Bob Neely) in 1973.

JUNE, 1973: Bobby Clarke receives the Hart Trophy as the NHL's Most Valuable Player, and the Lester B. Pearson Award.

ALL-TIME FLYERS HISTORIC MOMENTS

OCTOBER 11, 1973: Kate Smith appears live at the Spectrum for the first time to perform "God Bless America." Flyers win 1973-74 season opener, 2-0, over Doug Favell and the Toronto Maple Leafs.

MARCH 7, 1974: Bill Clement attempts Flyers' first-ever penalty shot, which was stopped by Detroit's Jim Rutherford.

MARCH 12, 1974: Flyers record their 200th all-time regular season win, 2-1, at Long Island vs. the Islanders.

MAY 9, 1974: Bobby Clarke scores the game-winning goal in Game 2 of the 1974 Stanley Cup Finals at Bruins at 12:01 of the first overtime period. The 3-2 victory evened the Final series at 1-1, and was the Flyers' first victory in Boston since November 12, 1967 (0-16-2).

MAY 19, 1974: Flyers become first expansion team to win the Stanley Cup, defeating the Boston Bruins, 1-0, in Game 6 of the Finals on a goal by Rick MacLeish at the Spectrum. Kate Smith performs "God Bless America" in person at the Spectrum. Goaltender Bernie Parent wins the Conn Smythe Trophy as playoff MVP.

MAY 24, 1974: Flyers obtain Reggie Leach from the California Seals in exchange for Larry Wright, Al MacAdam and the Flyers' first round pick in 1974.



JUNE, 1974: Bernie Parent receives Vezina Trophy as NHL's top goaltender (shared with Tony Esposito), and Fred Shero receives Jack Adams Trophy as NHL Coach of the Year.

JUNE 4, 1974: Flyers defenseman Barry Ashbee, who was forced to leave Game Four after being struck in the eye by a puck in the Flyers' seven-game semi-final series win over the New York Rangers in April of 1974, at the Spectrum, retires.

APRIL 3, 1975: Flyers honor defenseman Barry Ashbee and retire his Jersey No. 4.

MAY 13, 1975: Flyers defeat the New York Islanders, 4-1, in Game 7 of the Semifinals to advance to the Stanley Cup Finals for the second straight season. Kate Smith performs "God Bless America" in person at the Spectrum.

MAY 27, 1975: Flyers defeat the Buffalo Sabres, 2-0, in Game 6 of the Stanley Cup Finals at Buffalo to win their second consecutive Stanley Cup Championship. Goaltender Bernie Parent again wins the Conn Smythe Trophy as the playoff MVP, becoming the first player in NHL history to win the award in consecutive seasons.

JUNE 18, 1975: Bobby Clarke receives his second Hart Trophy as NHL MVP, and Bernie Parent is awarded Vezina Trophy for allowing the fewest number of goals.

JANUARY 11, 1976: Flyers become the first NHL team to defeat the visiting Soviet Army team from the USSR, 4-1, at the Spectrum. Joe Watson scores a shorthanded goal in the contest.

FEBRUARY 29, 1976: Flyers record their 300th all-time regular season victory, defeating the California Seals, 6-1, at the Spectrum.

APRIL 1, 1976: Reggie Leach records his 60th goal of the season, becoming only the 2nd player in NHL history to reach that plateau (Phil Esposito was the other), in the Flyers' 11-2 victory over the Washington Capitals at the Spectrum.

APRIL 3, 1976: Bobby Clarke establishes a team record for points in a season, 119, with an assist on Bill Barber's 50th goal. Barber's goal gave the "LCB" line an NHL record total of 141 goals.

MAY 6, 1976: Reggie Leach scores 5 goals in the Flyers' 6-3 win over the Boston Bruins in Game 5 of the 1975-76 Semifinals at the Spectrum.

MAY 16, 1976: Visiting Montreal Canadiens defeat the Flyers in Game 4 of the Stanley Cup Finals, 5-3, to win the Stanley Cup at the Spectrum. Reggie Leach wins Conn Smythe Trophy as playoff MVP.

MAY, 1976: Reggie Leach scores 19 playoff goals in 16 games giving him 80 goals (61 in regular season) on the season – becoming the first player in NHL history ever to reach that plateau.

JUNE 7, 1976: Bobby Clarke receives Hart Trophy as NHL MVP for the third time in four seasons, becoming only the fifth three-time winner in NHL history.

FEBRUARY 1, 1977: Flyers' wives sponsor first Fight For Lives Carnival. Since that time, there have been 30 Carnivals, raising a total of over \$20 million for cancer and blood disease research and treatment.

FEBRUARY 14, 1977: Al Hill sets NHL record for points by a player in his first NHL game (5) with two goals and three assists in the Flyers' 6-4 victory over the St. Louis Blues at the Spectrum.

MAY 12, 1977: Former Flyers defenseman Barry Ashbee passes away after bout with leukemia.

ALL-TIME FLYERS HISTORIC MOMENTS

DECEMBER 11, 1977: Flyers defenseman Tom Bladen sets NHL record for points by a defenseman (8) in one game with four goals and four assists in the Flyers' 11-1 victory over the Cleveland Barons at the Spectrum.

MARCH 23, 1978: Flyers record 400th all-time regular season victory, defeating the Toronto Maple Leafs, 4-1, at the Spectrum.

APRIL 9, 1978: Flyers honor retiring forward Gary Dornhoefer at the Spectrum.

OCTOBER 11, 1979: Flyers honor retiring goaltender Bernie Parent, who was forced to retire after being inadvertently struck in the eye with a stick on February 17, 1979 vs. the NY Rangers at the Spectrum. In 486 career games with the Flyers, Parent was 232-141-103 with a 2.42 GAA and 50 shutouts. Jersey No. 1 retired.

OCTOBER 14, 1979: Flyers defeat Toronto Maple Leafs, 4-3, at the Spectrum in the first game of a historic 35-game undefeated streak.

DECEMBER 22, 1979: Flyers defeat Bruins, 5-2, at Boston to set a new NHL record of 29 consecutive games without a loss.

JANUARY 6, 1980: Flyers defeat Sabres, 4-2, at Buffalo for 35th consecutive game without a loss — the longest such streak in professional sports history (The streak ends on January 7 as the Flyers lost at Minnesota, 7-1).

MARCH 3, 1980: Flyers honor retired defenseman Joe Watson at the Spectrum.

MARCH 10, 1980: Bobby Clarke and Ed Snider receive Lester Patrick Award for outstanding service to hockey in the United States.

APRIL 3, 1980: Reggie Leach's three goals in a 4-2 victory over Washington give him 50 for the season, making him the first Flyer to reach that plateau in two different years.

MAY 24, 1980: New York Islanders defeat Flyers, 5-4 in overtime, to capture Stanley Cup championship at Long Island.

JUNE, 1980: Pat Quinn receives Jack Adams Award as NHL Coach of the Year.

NOVEMBER 2, 1980: Flyers record 500th all-time regular season victory, defeating the Boston Bruins, 4-2, at the Spectrum. At the time, no other expansion team had won as many as 400 games.

MARCH 19, 1981: Bobby Clarke records his 1,000th NHL point, becoming the 15th player in NHL history to reach that plateau, with a third-period goal in the Flyers' 5-3 win over the Bruins at the Spectrum.

JANUARY 14, 1982: Flyers play host to 10,000,000th all-time fan in defeating the Edmonton Oilers, 8-2, at the Spectrum.

AUGUST 19, 1982: Flyers obtain Mark Howe and a third round pick in 1983 (Derrick Smith) from Hartford in exchange for Ken Linseman, Greg Adams and the Flyers' first and third round picks in 1982.

OCTOBER 23, 1982: Bobby Clarke plays in his 1,000th NHL game, a 4-2 loss to the Penguins at Pittsburgh.

JANUARY 20, 1983: Flyers record their 600th all-time regular season victory, 5-2, over the Calgary Flames at the Spectrum.

APRIL 14, 1983: Jay Snider is named team president and becomes the youngest person to hold such a position in the history of professional sports (at age 26).

JUNE 7, 1983: Bobby Clarke receives Frank J. Selke Trophy as NHL's top defensive forward.



OCTOBER 9, 1983: Bill Barber records his 400th NHL goal, becoming the 19th player in NHL history to reach that plateau, in the Flyers' 7-1 victory over the Pittsburgh Penguins at the Spectrum.

MARCH 22, 1984: Flyers set club record with 13 goals in one game in 13-4 victory over the Pittsburgh Penguins at the Spectrum.

APRIL 7, 1984: Bobby Clarke plays in his last NHL game (playoff contest) vs. the Washington Capitals.

MAY 15, 1984: Bobby Clarke announces his retirement from hockey, and is named Vice President and General Manager of the Flyers.

MAY 24, 1984: Mike Keenan named head coach of the Flyers.

SEPTEMBER 25, 1984: Bernie Parent inducted into Hockey Hall of Fame, becoming first member of Flyers organization to be so honored.

OCTOBER 18, 1984: Flyers tie club record with 13 goals in one game in 13-2 victory over the Vancouver Canucks at the Spectrum.

ALL-TIME FLYERS HISTORIC MOMENTS

NOVEMBER 15, 1984: Flyers honor retiring center Bobby Clarke at the Spectrum. Clarke finished his 15-year NHL career as the Flyers' all-time leading scorer with 358 goals and 852 assists for 1210 points in 1144 games. Jersey No. 16 retired. Kate Smith's recording of "God Bless America" is played prior to the game as the Flyers defeat the Hartford Whalers, improving their record to 55-9-2 in games which her version of "God Bless America" has been played.

FEBRUARY 24, 1985: Flyers record 700th all-time regular season win, a 4-1 victory over the Calgary Flames at the Spectrum.

MARCH 5, 1985: Dave Poulin's overtime goal gives the Flyers a 5-4 win over the NY Islanders and starts an 11-game winning streak as part of the Flyers' 16-1-0 stretch run.

MARCH 16, 1985: Ron Sutter records the 5,000th all-time goal in Flyers history in the first period of the Flyers' 6-1 victory over the Maple Leafs at Toronto.

APRIL 4, 1985: Goaltender Pelle Lindbergh is named the first recipient of the Bobby Clarke Trophy as the Flyers' MVP.

APRIL 13, 1985: Tim Kerr sets NHL playoff marks of most goals in one period (4) and fastest four goals by one player (8:16) in second period of Flyers' 6-5 Division Semifinal victory over the Rangers in New York.

MAY 16, 1985: Dave Poulin scores while Flyers are two men short to boost Philadelphia to a 3-0 victory over Quebec, clinching Wales Conference Championship series in six games. It is the Flyers' fifth conference title in the eleven years the NHL has been structured by conferences.

MAY 30, 1985: Edmonton Oilers defeat Flyers, 8-3, in Game 5 of the Final series to capture their second consecutive Stanley Cup Championship.

JUNE 12, 1985: Pelle Lindbergh wins Vezina Trophy as top goaltender in NHL and Mike Keenan garners Jack Adams Award as NHL Coach of the Year.

AUGUST 22, 1985: Bill Barber announces his retirement after 12 NHL seasons, all as a Flyer.

NOVEMBER 14, 1985: Flyers honor the memory of Pelle Lindbergh who was fatally injured in an automobile accident on November 10, 1985.

NOVEMBER 17, 1985: Flyers win club record 13th consecutive game, 5-4, over the Islanders at the Spectrum on an overtime goal by Murray Craven. The 13 consecutive wins match the fourth-longest streak in NHL history.

MARCH 6, 1986: Flyers honor retiring left wing Bill Barber at the Spectrum. Barber retires as the Flyers' all-time leading goal scorer, and second-leading point scorer with 420 goals and 463 assists for 883 points in 903 games.

APRIL 6, 1986: Tim Kerr sets a new NHL record with his 34th power play goal of the season, as the Flyers beat the Capitals, 5-3.

APRIL 6, 1986: Flyers defeat Washington Capitals, 5-3, to win division title for third time in four seasons and ninth time in the club's 19-year history. The win also enables the Flyers to tie the club record of 53 wins in a season, set in 1984-85.

MAY 21, 1986: Bob Froese and Darren Jensen share Jennings Trophy as the goaltenders for the team with the lowest goals-against average during the regular season, and Mark Howe receives the Emery Edge Award as the player with the top plus/minus rating in the NHL.

OCTOBER 9, 1986: Rookie goaltender Ron Hextall makes his NHL debut vs. the Edmonton Oilers, winning 2-1.

JANUARY 15, 1987: The Flyers defeat the Montreal Canadiens, 6-3, at the Spectrum to record the 800th victory in franchise history.

JANUARY 21, 1987: Mark Howe records his 1000th point as a professional hockey player.

MARCH 16, 1987: The Flyers clinch their third consecutive Patrick Division Championship. It is the Flyers' eighth division title in the 13 years since the four division alignment was established.

MARCH 17, 1987: Tim Kerr records a Flyers-record fourth consecutive 50-goal season.



MAY 14, 1987: The Flyers defeat the Montreal Canadiens, 4-3, at the Forum to capture their second Prince of Wales Conference Championship in three years.

MAY 28, 1987: J.J. Daigneault scores at 14:28 of the third period to give the Flyers a 3-2 victory over the Edmonton Oilers in Game 6 of the Stanley Cup Finals. All three of the Flyers victories in the round have come after the Oilers have taken a 2-0 lead in each game. Brian Propp's crucial third-period power play goal gives him 28 points for the playoff year, a new Flyers record.

MAY 31, 1987: The Edmonton Oilers defeat the Flyers, 3-1, in Game 7 of the Finals to win the Stanley Cup. It is the first Final-series seventh game since 1971. Ron Hextall is awarded the Conn Smythe Trophy as playoff MVP. Hextall also establishes a new NHL record for minutes played in a playoff year with 1540. Pelle Eklund's first period assist gave him 20 on the playoff year, a new Flyers record.

ALL-TIME FLYERS HISTORIC MOMENTS

JUNE 10, 1987: Ron Hextall wins the Vezina Trophy as the league's best goaltender and is named an NHL First Team All-Star and to the NHL All-Rookie Team. Dave Poulin is awarded the Frank J. Selke Trophy as the league's best defensive forward, and Mark Howe is named an NHL First-Team All-Star.

JUNE 15, 1987: Bobby Clarke is inducted into the Hockey Hall of Fame.

OCTOBER 8, 1987: The Kate Smith statue is dedicated outside the Spectrum.

DECEMBER 8, 1987: Ron Hextall becomes the first NHL goalie to score a goal by shooting the puck into the opposing net as the Flyers defeat Boston, 5-2, at the Spectrum.

FEBRUARY 8, 1988: Keith Allen is awarded the Lester Patrick Trophy.

MARCH 22, 1988: Bob Clarke and Bernie Parent are made charter inductees of the Flyers' Hall of Fame.

APRIL 10, 1988: Murray Craven's OT goal caps a dramatic 5-4 Flyers victory over the Capitals in Game 4 of the Patrick Division Semifinals. The Flyers overcame a 4-1 deficit with under ten minutes to play in the third period.

JUNE 1, 1988: Paul Holmgren becomes the first former Flyer to be named the team's head coach.

SEPTEMBER 7, 1988: Ed Snider is inducted into the Hockey Hall of Fame.

NOVEMBER 24, 1989: The Flyers defeat the Edmonton Oilers, 5-1, at the Spectrum to record the 900th win in franchise history.

MARCH 16, 1989: Bill Barber, Keith Allen and Ed Snider are inducted into the Flyers' Hall of Fame.

APRIL 2, 1989: Rick Tocchet records his 45th goal of the season, becoming one of only eight Flyers to join the 40-goal club.

APRIL 11, 1989: Ron Hextall scores his second career goal and becomes the first goalie to record a playoff goal, as the Flyers defeat Washington, 8-5, at the Capital Centre.

APRIL 29, 1989: Ken Wregget, starting in place of the injured Ron Hextall, leads the Flyers to a 4-1 victory over the Pittsburgh Penguins in Game 7 of the Patrick Division Finals. It is the Flyers' tenth trip to the Semifinals in 17 years.

JUNE 16, 1989: Tim Kerr is awarded the Bill Masterton Memorial Trophy.

MARCH 22, 1990: Fred Shero and Rick MacLeish are inducted into the Flyers' Hall of Fame.

APRIL 16, 1990: Bob Clarke is fired as the Flyers' General Manager, ending his 21-year association with the franchise.

JUNE 16, 1990: The Flyers make Mike Ricci their first selection (4th overall) in the NHL Entry Draft. It is the Flyers' highest selection since Ron Sutter was taken with the same pick in 1982.

SEPTEMBER 24, 1990: Bill Barber is inducted into the Hockey Hall of Fame.

OCTOBER 11, 1990: Bill Barber's jersey number 7 is retired by the Flyers.

MARCH 21, 1991: Gary Dornhoefer and, posthumously, Barry Ashbee are inducted into the Flyers' Hall of Fame.

OCTOBER 4, 1991: The Flyers open their 25th anniversary season against the Capitals in Washington.

JANUARY 17-18, 1992: The Flyers and the City of Philadelphia host the NHL All-Star Weekend. Friday night featured the NHL Heroes of Hockey Game and the NHL All-Star Skills Competition. On Saturday, the Campbell Conference defeated the Wales Conference by the score of 10-6 in the 43rd NHL All-Star Game. Center Rod Brind'Amour was the Flyers' lone representative on the Wales Conference squad.

FEBRUARY 13, 1992: Gene Hart and Reggie Leach are inducted into the Flyers' Hall of Fame.

APRIL 1, 1992: The NHL Players Association goes on strike for the first time in league's 75-year history.

APRIL 10, 1992: The NHL players and owners reach a settlement, ending the 10-day players strike.

JUNE 10, 1992: Bob Clarke rejoins the Flyers as Senior Vice President.

JUNE 30, 1992: The Flyers are awarded the rights to 19-year-old Eric Lindros by arbitrator Larry Bertuzzi. In one of the most publicized trades in hockey history, the Flyers sent goaltender Ron Hextall, defensemen Steve Duchesne and Kerry Huffman, centers Mike Ricci and Peter Forsberg, left wing Chris Simon, No. 1 draft picks in 1993 and 1994 and \$15 million to the Quebec Nordiques in return for Eric Lindros.

JULY 15, 1992: The Flyers complete the biggest transaction in team history by signing center Eric Lindros to an unprecedented six-year contract.

SEPTEMBER 21, 1992: Keith Allen becomes the fifth member of the Flyers organization inducted into the Hockey Hall of Fame, joining Bernie Parent, Bobby Clarke, Ed Snider and Bill Barber.

JANUARY 9, 1993: The Flyers record the 1,000th win in team history vs. the NY Rangers.

MARCH 7, 1993: Right wing Mark Recchi records his 100th point of the season at the New Jersey Devils, becoming the fourth player in Flyers history to record 100 or more points in a season.

MARCH 13, 1993: The Flyers vs. Los Angeles Kings game held at the Spectrum is postponed, following the first period, due to severe weather and blizzard conditions which caused a pane of glass on the Spectrum concourse to break. The game was replayed, in its entirety, on April 1, 1993.

ALL-TIME FLYERS HISTORIC MOMENTS

MARCH 14, 1993: The Flyers at Whalers game in Hartford is postponed due to severe weather. The game was played, in its entirety, on April 16, 1993 at the Hartford Civic Center.

MARCH 24, 1993: Center Eric Lindros scores his 35th goal of the season at the New York Rangers, passing Brian Propp (34), to break the team record for most goals in a season by a rookie. Lindros finished the season with 41 goals.

APRIL 1, 1993: Right wing Mark Recchi scores his 50th goal of the season vs. the Los Angeles Kings, becoming the fifth player in Flyers history to score 50 or more goals in a season.

APRIL 8, 1993: Joe Scott and Ed Van Impe are inducted into the Flyers' Hall of Fame.

APRIL 12, 1993: Mark Recchi collects an assist vs. the New York Rangers, breaking Bobby Clarke's team record for most points (119 in 1975-76). Recchi finished the season with 123 points.

OCTOBER 21, 1993: The scheduled Flyers vs. NY Islanders game is moved to October 22 to avoid a conflict with Game Five of the 1993 World Series.

MARCH 1, 1994: Jay Snider resigns as president of the Flyers.

MARCH 8, 1994: Tim Kerr is inducted into the Flyers' Hall of Fame.

MARCH 31, 1994: Mikael Renberg scores a goal vs. Calgary, breaking Dave Poulin's team record for points in a season by a rookie (76 in 1983-84). Renberg finishes the season with 82 points.

APRIL 12, 1994: Mikael Renberg is named the first recipient of the Pelle Lindbergh Memorial Trophy as the Flyers' most improved player, as voted by his teammates.

JUNE 15, 1994: Bob Clarke is named team president and general manager.

SEPTEMBER 6, 1994: Eric Lindros is named the eleventh team captain in club history. At 21 years old, Lindros becomes the youngest captain in Flyers history.

SEPTEMBER 30, 1994: NHL Commissioner Gary Bettman announced the postponement of the start of the 1994-95 regular season due to a failure to come to terms on a new Collective Bargaining Agreement between the League and the NHL Players' Association.

JANUARY 13, 1995: NHL Commissioner Gary Bettman and NHL Players' Association Executive Director Bob Goodenow announced that they have reached an agreement on a new Collective Bargaining Agreement and that a 48-game season would begin on January 20.

MAY 7, 1995: Flyers defeat Buffalo, 4-3, in overtime in Game One of Eastern Conference Quarterfinals. The win was the Flyers' first playoff victory since a 2-1 overtime victory at Montreal in Game Five of Wales Conference Finals on May 9, 1989.

JULY 6, 1995: Eric Lindros is named the winner of the 1994-95 Hart Memorial Trophy as the NHL's MVP. Lindros becomes the second Flyer to capture the award (Bob Clarke in 1972-73, 1974-75 and 1975-76). Lindros and John LeClair were named to the NHL First All-Star Team.

DECEMBER 18, 1995: The Flyers acquire an expansion franchise in the American Hockey League to commence operations with the start of the 1996-97 season. The Philadelphia Phantoms replaced the Hershey Bears as the Flyers' top minor league affiliate.



FEBRUARY 22, 1996: Joe Watson is inducted into the Flyers' Hall of Fame.

MARCH 19, 1996: Ed Snider, Pat Croce and Comcast Corporation announce the formation of the Comcast-Spectacor Venture that will create a super-regional sports partnership for the Delaware Valley. The venture will own and operate the Philadelphia 76ers basketball team, the Philadelphia Flyers hockey team, the CoreStates Spectrum and the new CoreStates Center. The transaction was finalized on July 17, 1996.

MARCH 25, 1996: Ron Hextall stops all 21 Hartford shots to record his second consecutive shutout. He was the first Flyers goaltender to record shutouts in consecutive regular season games since Bernie Parent on October 11 and 13, 1973. Eric Lindros registers a goal and two assists in the game to break the 100-point plateau for the first time in his career. Lindros is the fifth Flyer to eclipse the 100-point barrier.

APRIL 10, 1996: John LeClair records his 50th goal of the season at New Jersey, becoming the sixth player in the Flyers history to score 50 or more goals in a season.

APRIL 11, 1996: The Flyers defeat the Montreal Canadiens, 3-2, in the team's final regular season home game at the Spectrum. John LeClair's second-period goal was the game-winning goal and the final Flyers goal scored in a regular season game at the Spectrum.

APRIL 16, 1996: Ron Hextall records his 36th playoff win as a Flyer, setting a new team record for career playoff wins (passing Bernie Parent - 35) in Game One of the Eastern Conference Quarterfinals vs. Tampa Bay.

ALL-TIME FLYERS HISTORIC MOMENTS

MAY 12, 1996: Mike Hough's goal at 8:05 of the second overtime period gives the Florida Panthers a 2-1 win over the Flyers in Game Five and a three-games-to-two lead in their Eastern Conference Semifinal series. The Panthers won the series in six games. Game Five was the Flyers' final game at the Spectrum.

AUGUST 31, 1996: The CoreStates Center opens with a contest between USA and Canada in the inaugural World Cup of Hockey Tournament. USA won the game, 5-3, in front of a sold-out crowd.

OCTOBER 5, 1996: The Flyers play their first regular season game at the CoreStates Center. The Florida Panthers won the game, 3-1, but right wing Dainiuis Zubrus became the youngest player in Flyers history at 18 years, three months and 20 days old on opening night. Zubrus also recorded his first NHL goal in the game.

OCTOBER 7, 1996: The Flyers record the 700th home win in franchise history with 3-1 win vs. New Jersey.

DECEMBER 22, 1996: Chicago's Sergei Krivokrasov scores at 2:38 of the first period to end the Flyers' team record shutout streak at 265 minutes and eight seconds and their streak of four consecutive shutouts.

JANUARY 29, 1997: Rod Brind'Amour plays in his 288th consecutive game for the Flyers, breaking the team record for most consecutive games played.

FEBRUARY 2, 1997: The 21st Annual Flyers' Wives Fight for Lives Carnival raises \$1,024,455. It was the first time that the Carnival topped the \$1 million mark in proceeds.

APRIL 13, 1997: John LeClair records his 50th goal of the season to become only the second player in Flyers history to reach the 50-goal mark in consecutive seasons.

APRIL 26, 1997: The Flyers defeat the Pittsburgh Penguins, 6-3, in Game Five of the Eastern Conference Quarterfinals and win the series, four games to one. Mario Lemieux scored a goal in his last NHL game before returning to play in the 2000-01 season. Rod Brind'Amour recorded two shorthanded goals in the first period, tying the NHL record for most shorthanded goals in a period and a game. At 54 seconds apart, Brind'Amour's two shorthanded goals were the second fastest scored by one player in NHL Playoff history.

MAY 23, 1997: Eric Lindros scores the game-winning goal with 6.8 seconds remaining in regulation as the Flyers defeated the NY Rangers, 3-2, in Game Four of the Eastern Conference Finals. It was the latest game-winning goal in Flyers Playoff history.

MAY 31, 1997: The Flyers fall to the Detroit Red Wings in Game One of the Stanley Cup Finals, 4-2, in front of 20,291 fans at the CoreStates Center. At the time, it is the largest single-game home attendance in team history.

NOVEMBER 17, 1997: Gene Hart is enshrined into the Hockey Hall of Fame after his selection as the recipient of the Foster Hewitt Memorial Award. He became the sixth member of the Flyers organization to be so honored.

FEBRUARY 8-24, 1998: The NHL suspends operations for 17 days to allow NHL player participation in the 1998 Winter Olympic Games in Nagano, Japan. Ten members of the Flyers organization take part (Canada: Bob Clarke - GM, Wayne Cashman - Assistant Coach, Rod Brind'Amour, Eric Desjardins, Eric Lindros; USA: Paul Holmgren - Assistant Coach, John LeClair, Joel Otto; Czech Republic: Petr Svoboda; Finland: Janne Niinimaa).

FEBRUARY 28, 1998: Eric Lindros scores the game-winning goal at NY Rangers, his 500th point in the NHL. He became the fifth fastest to reach 500 points in NHL history (in 352 games; Wayne Gretzky - 234 games; Mario Lemieux - 287 games; Peter Stastny - 322 games and Mike Bossy - 349 games).

APRIL 13, 1998: John LeClair records his 50th goal of the season at Buffalo. He became the first American-born player to reach the 50-goal mark three times and the second Flyer to record three consecutive 50-goal seasons (Tim Kerr 1983-84 through 1986-87).

JUNE 10, 1998: The Philadelphia Phantoms, the Flyers' American Hockey League affiliate, defeat the Saint John Flames, 6-1, to capture the Calder Cup championship, four games to two. The Phantoms became the fourth Flyers affiliate to capture the Calder Cup; joining the 1988 Hershey Bears and back-to-back titles by the Maine Mariners in 1978 and 1979.

JULY 15, 1998: Comcast-Spectacor announces the change of its arena names to the First Union Center and the First Union Spectrum.



NOVEMBER 20, 1998: Goaltender Ron Hextall allows one goal on 19 shots to record a 3-1 win at Carolina to register his 233rd win as a Flyer. With the win, Hextall moves past Bernie Parent into first place on the Flyers' All-Time List in wins.

JANUARY 16, 1999: Toronto Maple Leaf Steve Sullivan's goal at 6:31 of the first period ends John Vanbiesbrouck's team record shutout streak at 218 minutes and 42 seconds from January 3 through 16.

FEBRUARY 20, 1999: Center Eric Lindros was scoreless at Ottawa, ending his 18-game point-scoring streak from January 7 through February 18 (14G,21A). Lindros tied Bobby Clarke for the longest such streak in team history.

ALL-TIME FLYERS HISTORIC MOMENTS

MARCH 4, 1999: Brian Propp was inducted into the Flyers' Hall of Fame.

MARCH 13, 1999: Goaltender Ron Hextall plays his 487th game as a Flyer in a game at Pittsburgh, moving him past Bernie Parent into first place on the Flyers' All-Time Games Played List.

MARCH 21, 1999: The Flyers defeated the Detroit Red Wings, 5-4, at the First Union Center, ending a team record 12-game winless streak from February 24 through March 16 (0-8-4). The Flyers also posted a 15-game undefeated streak from December 12, 1998 through January 13, 1999 (10-0-5). The Flyers became the only team in NHL history to record both a streak of 10-or-more games undefeated and a streak of 10-or-more games winless in the same season.


APRIL 18, 1999: Eric Desjardins is awarded his fifth consecutive Barry Ashbee Trophy as the most outstanding Flyers defenseman and the first Yanick Dupre Memorial Class Guy Award winner as the Flyer who best illustrates character, dignity and respect for the sport both on and off the ice, as selected by the Philadelphia Chapter of the Professional Hockey Writers' Association. Desjardins' fifth Barry Ashbee Trophy is the most by any defenseman in team history. The Yanick Dupre Memorial Class Guy Award honors the memory of Yanick Dupre who died on August 16, 1997, after a 16-month battle against leukemia. Dupre played parts of three seasons with the Flyers (1991-92, 1994-95 and 1995-96).

JULY 14, 1999: Gene Hart, "Voice of the Flyers", dies at the age of 68. The Flyers hold a memorial service at the First Union Center on Sunday, July 18, to honor Hart for his contributions to the organization and the City of Philadelphia over his 32-year career.

JULY 23, 1999: Flyers defenseman Dmitri Tertysny is fatally injured in a boating accident at the age of 22. Tertysny recorded 10 points (2G,8A) in 62 games during his rookie season of 1998-99. The Flyers and Phantoms played a benefit game in his memory on September 21 of that year, with all net proceeds placed in a scholarship fund for the unborn son of Dmitri and his widow, Polina. The Flyers win the game, 6-1.

OCTOBER 2, 1999: Mark Eaton appeared in his first NHL game, becoming the first Philadelphia-area native to play for the Flyers. Rod Brind'Amour misseed the game because of a fracture in his left foot, ending his franchise record of 484 consecutive games played.

OCTOBER 24, 1999: John Vanbiesbrouck records his third consecutive shutout, a career first, and becomes only the fourth goaltender during the 1990s to post three consecutive shutouts. In all, he will not allow a goal in 227 minutes, 40 seconds (parts of five games, 10/17/99-10/26/99) to set a team record for one goalie and a personal best.



DECEMBER 6, 1999: Ed Snider receives the Anti-Defamation League's prestigious Americanism Award.

JANUARY 2, 2000: Eric Desjardins registers three assists, which gives him 231 points as a Flyer and places him second among defensemen on the team's career list (Mark Howe, 480).

JANUARY 8, 2000: Rod Brind'Amour records his 600th point as a Flyer, becoming only the seventh player in team history to reach that plateau.

MARCH 21, 2000: Rick Tocchet is assessed five penalty minutes for fighting, giving him 1,700 PIM as a Flyer, the first player in franchise history to reach that mark.

MARCH 27, 2000: Eric Desjardins is named the 12th captain in Flyers history.

APRIL 6, 2000: Eric Desjardins is awarded his sixth consecutive Barry Ashbee Trophy as the team's most outstanding defenseman. No other Flyers defenseman has won the award more than four times.

APRIL 8, 2000: John LeClair scores his 40th goal, becoming the first player in Flyers history to score 40 or more goals in five consecutive seasons.

APRIL 9, 2000: The Flyers defeat the New York Rangers, 4-1, and capture their 13th division championship.

MAY 2, 2000: Andy Delmore scores his first two career playoff goals, including the game winner in overtime, to give the Flyers a 4-3 win at Pittsburgh in Game Three of the Eastern Conference Semifinals. He is the first Flyers rookie defenseman to score two goals in a playoff game.

MAY 4, 2000: Keith Primeau scores at 12:01 of the fifth overtime period to give the Flyers a 2-1 win at Pittsburgh in Game Four of the Eastern Conference Semifinals. It is the longest game in modern NHL history (152:01). Only a pair of six-overtime playoff contests in the 1930s were longer. In addition, the game's elapsed time of six hours, 56 minutes sets an NHL record. The Flyers' 72 shots and the game's combined 130 shots both set team records for an overtime game.

MAY 7, 2000: Andy Delmore becomes the first NHL rookie defenseman to record a hat trick in a postseason game as the Flyers defeat Pittsburgh, 6-3, in Game Five of the Eastern Conference Semifinals. Mark Recchi records a goal and four assists, tying Flyers records for assists and points in a playoff game.

DECEMBER 10, 2000: The Flyers named Bill Barber the 14th head coach in team history, replacing Craig Ramsay. The Flyers defeat the New York Islanders, 5-2, at the First Union Center for Barber's first win as head coach.

ALL-TIME FLYERS HISTORIC MOMENTS

DECEMBER 28, 2000: The Flyers lose 4-3 at Tampa Bay. The loss ends the Flyers' eight-game undefeated streak (5-0-3-0) under Head Coach Bill Barber. It is the second best start of an NHL head coaching career and the longest undefeated streak following an in-season coaching change in NHL history.

MARCH 13, 2001: Mark Recchi posted a goal and two assists in 5-2 win vs. St. Louis. His goal vs. St. Louis was his 1,000 career NHL point (60th player in NHL history to reach this milestone).

MARCH 15, 2001: Mark Howe, the leading scorer among defensemen in Flyers history, became the 17th member of the organization to be inducted into the Flyers Hall of Fame in an on-ice ceremony at the First Union Center prior to the Flyers' game vs. the Minnesota Wild.

MARCH 31, 2001: Goaltender Roman Cechmanek stopped all 21 shots faced to record a 1-0 win vs. the Detroit Red Wings. It was his 10th shutout of the season; the second most by a rookie or first-year goalie since Tony Esposito posted 15 shutouts during the 1969-70 season. His 10 shutouts are the most by a Flyers goaltender since Bernie Parent registered 12 during the 1974-75 season.

APRIL 8, 2001: Flyers win 2-1 at Buffalo. With the win, the Flyers recorded 100 points for the 14th time in 34 seasons. This game marked the end of the Flyers' regular use of orange jerseys on the road. Starting with the 2001-02 season, the Flyers began wearing their black jersey for road contests.

JUNE 14, 2001: The Flyers signed left wing John LeClair to a new five-year contract.

JUNE 14, 2001: Head Coach Bill Barber wins the Jack Adams Award as "the NHL coach adjudged to have contributed the most to his team's success." Barber is the first winner to receive this award after taking his position in-season and the eighth head coach to win in his first NHL season.



AUGUST 20, 2001: The Flyers trade the rights to restricted free agent center Eric Lindros to the New York Rangers in exchange for right wing Pavel Brendl, left wing Jan Hlavac, defenseman Kim Johnsson and a third round pick in the 2003 NHL Entry Draft.

SEPTEMBER 20, 2001: The Flyers and New York Rangers skate to a 2-2 tie in a preseason game that was suspended after two periods so everyone in attendance at the First Union Center could watch President George W. Bush's address to Congress which was televised live in the arena. Through the generosity of the fans, players and ownership, the Flyers raised \$120,000 for the Twin Towers Fund. The \$120,000 donation represented the monies collected after the Flyers matched \$2 for every \$1 donated by the fans attending the game and the monies raised through the auction of game-used jerseys and sticks from the game.

OCTOBER 23, 2001: Keith Primeau is named the 13th captain in Flyers history.

OCTOBER 31, 2001: The Flyers "unretire" their orange road jersey for their game against the Pittsburgh Penguins at the First Union Center and raised \$67,947 through the on-line jersey auction. Proceeds from the auction increased the Flyers' contribution to the Twin Towers Fund to over \$187,000. The Flyers defeated the Penguins, 3-0. With the shutout, Brian Boucher became the first goaltender in Flyers history to record a shutout on consecutive days. He had recorded a 3-0 win at Washington on October 30.

DECEMBER 8, 2001: Jenny Barber, wife of Head Coach Bill Barber, passes away after a lengthy battle against cancer.

DECEMBER 18, 2001: Flyers right wing Mark Recchi records his 400th career goal in the Flyers' 6-3 win against the St. Louis Blues at the First Union Center.

JANUARY 30, 2002: Flyers center Jeremy Roenick scores a goal in the Flyers' 3-1 loss to the Senators in Ottawa to reach 1000 career points.

MARCH 23, 2002: Flyers right wing Mark Recchi played his 1000th NHL game when the Flyers visited Pittsburgh. Recchi posted two assists in the 4-4 tie.

APRIL 24, 2002: The Ottawa Senators defeat the Flyers, 3-0, at the Corel Centre. The loss is the Flyers' third consecutive 3-0 loss. It is the first time in Flyers history that the team has been shut out three consecutive games in a single playoff season and three times in one playoff series.

APRIL 26, 2002: The Ottawa Senators defeated the Flyers, 2-1, in overtime to win their Eastern Conference Quarterfinal series, four games to one. The two goals scored by the Flyers in the series set an NHL record for fewest goals by one team in a five-game series.

APRIL 30, 2002: Bill Barber is relieved of his duties as Flyers head coach. Barber compiled a 73-46-17 record in 136 regular season games over two seasons (2000-01 and 2001-02).

JUNE 23, 2002: Joe Scott, a founding partner and Chairman of the Board, Emeritus of the Flyers, passes away at the age of 93.

OCTOBER 26, 2002: First period goals by Justin Williams (at 0:16) and Michal Handzus (at 0:31) in the Flyers' 6-2 win at the NY Islanders sets a club record for the fastest two goals from the start of a game. They were the third fastest two goals from the start of a game by one team in NHL history.

ALL-TIME FLYERS HISTORIC MOMENTS

NOVEMBER 29, 2002: The Flyers debut their new all-orange alternate jersey in a 3-0 loss against the Toronto Maple Leafs at the First Union Center.

DECEMBER 5, 2002: Michal Handzus scores on a penalty shot in overtime against Dan Blackburn to give the Flyers a 3-2 win over the NY Rangers. Handzus' penalty shot attempt was the first by a Flyer in regular season overtime (it was only the second successful penalty shot attempt in regular season overtime in NHL history).



MARCH 31, 2003: Eric Weinrich records an assist in the Flyers' 6-1 win at Pittsburgh, his 1,000th career NHL game. He became the third Flyer to reach the NHL Milestone of 1,000 games played this season, joining Jeremy Roenick (vs. Boston on November 16) and Eric Desjardins (at Atlanta on December 18).

APRIL 6, 2003: The Flyers win at Florida, 6-2, and finish the season tied for the fewest goals against in the NHL with the New Jersey Devils (both teams allowed 166). Esche and Roman Cechmanek share the William M. Jennings Trophy with the Devils' Martin Brodeur. It is the second time that the Flyers have won the award (Bob Froese and Darren Jensen for the 1985-86 season).

APRIL 16, 2003: Mark Recchi scored at 13:54 of the third overtime period to give the Flyers a 3-2 win at Toronto in Game Four and even their Eastern Conference Quarterfinals series at two games apiece. The Flyers' 75 shots on goal was a new team record for most shots in an overtime game and tied for the most shots in a playoff game since the 1967-68 expansion (Washington recorded 75 shots against the NY Islanders in a game that went four overtimes on April 18, 1987). With 53:54 minutes played, it was the second longest overtime game in Flyers history (behind 92:01 minutes played at Pittsburgh on May 4, 2000).

APRIL 22, 2003: The Flyers defeat the Toronto Maple Leafs, 6-1, in Game Seven of their Eastern Conference Quarterfinal series. The Flyers won the second longest series in NHL history. The two teams played 532:05 minutes in the series, trailing only the 553:08 minutes played by the Boston Bruins and NY Rangers in their 1939 semifinal series. The series featured three multiple-overtime games, only the second series in NHL history to do so (NY Rangers and New Jersey Devils played three multiple-overtime games in their 1994 Eastern Conference Final series).

JULY 18, 2003: Comcast-Spectacor announces the change of its arena names to the Wachovia Center and Wachovia Spectrum.

OCTOBER 16, 2003: Flyers and San Jose Sharks skate to 0-0 tie at HP Pavilion at San Jose. Flyers goaltender Jeff Hackett stopped all 27 shots faced to record the shutout. The scoreless tie was the first for the Flyers in a road game since December 4, 1982 (0-0 tie at Pittsburgh). For Hackett, it was his second consecutive shutout (Hackett shutout the Buffalo Sabres on October 9 in the Flyers' 2-0 win). He is the first goaltender in Flyers history to record a shutout in each of his first two career starts as a Flyer. This is the second time in franchise history that a goaltender had opened a season with two consecutive shutouts (Bernie Parent opened the 1973-74 season with a 2-0 win vs. Toronto on October 11 and a 6-0 win at NY Islanders on October 13).

DECEMBER 13, 2003: The New Jersey Devils defeat the Flyers at the Wachovia Center, 2-0, ending the team's 14-game undefeated streak at home (12-0-2). The 14-game undefeated streak at home is the second longest undefeated streak at home to start a season in franchise history. The Flyers went 26 games undefeated at home (19-0-7) to start the 1979-80 season.

JANUARY 16, 2004: The Flyers defeat the Toronto Maple Leafs, 4-1. Each of the 18 skaters in the game for the Flyers posted at least a +1 rating, the first time that the feat had occurred since the Flyers defeated the Pittsburgh Penguins, 11-4, on March 10, 1985.

FEBRUARY 4, 2004: The Flyers defeat the Washington Capitals, 5-1. Goaltender Antero Niittymaki stopped 19 of 20 shots faced to record the win in his first career NHL game. He was the first Flyers goaltender to win his NHL debut since Dominic Roussel, who defeated the Quebec Nordiques on October 17, 1991, 5-3.

FEBRUARY 21, 2004: The Flyers defeat the Atlanta Thrashers, 5-4. Simon Gagne scored a goal on a penalty shot with 1:01 left to play in the third period to give the Flyers a 5-4 lead. The Flyers scored three of their goals on the same penalty as Ronald Petrovicky was serving a five minute major for charging. It was the third time in team history that the Flyers scored three goals on the same penalty.

MARCH 3, 2004: Prior to the Flyers' 5-2 win against the Nashville Predators, Dave Poulin becomes the 18th member of the organization to be inducted into the Flyers Hall of Fame.

MARCH 5, 2004: The Flyers defeat the Ottawa Senators, 5-3. Defenseman Danny Markov's goal at 16:10 of the first period was the 10,000th goal in franchise history (seventh team in NHL history and first expansion team to reach mark). Tony Amonte reached the NHL Milestone of 1,000 games played with his appearance in the game. The Senators and Flyers combined to record 419 penalty minutes in the game, including 409 in the third period, to set NHL records for most penalty minutes, both teams, one game and most penalty minutes, both teams, one period. The Flyers also set NHL records for most penalty minutes, one team, one game (213) and most penalty minutes, one team, one period (209).

ALL-TIME FLYERS HISTORIC MOMENTS

MARCH 25, 2004: Right wing Mark Recchi records his 1200th career NHL point with an assist in the Flyers' 4-2 loss against the New York Islanders. (40th player in NHL history to reach mark).

MAY 4, 2004: Jeremy Roenick's second goal of the game at 7:39 of overtime gives the Flyers a 3-2 win over the Maple Leafs in Toronto in Game Six of their Eastern Conference Semifinal series and a four-games-to-two series victory.

MAY 15, 2004: Flyers defeat the Tampa Bay Lightning at the Wachovia Center, 3-2, in Game Four of the Eastern Conference Finals. Every fan in attendance received an "Orange Crush" T-shirt as they entered the building.

SEPTEMBER 15, 2004: The National Hockey League's Board of Governors unanimously reconfirms that NHL teams, upon the expiration of the Collective Bargaining Agreement at midnight, would not play again until there is a new economic system.

FEBRUARY 16, 2005: The National Hockey League announces that, because a new collective bargaining agreement has not been realized, it no longer is practical to conduct an abbreviated 2004-05 season.

JUNE 10, 2005: The Philadelphia Phantoms, the Flyers' American Hockey League affiliate, defeat the Chicago Wolves, 5-2, to capture the Calder Cup Championship, four games to none. It is the second championship in franchise history (also won the Calder Cup in 1998).

JULY 22, 2005: The National Hockey League's Board of Governors ratifies the terms of the Collective Bargaining Agreement negotiated with the NHL Players' Association, ending a 310-day work stoppage.

NOVEMBER 5, 2005: The Flyers defeat the Atlanta Thrashers at the Wachovia Center, 4-3. The team welcomed the 25-millionth fan in team history prior to the game.

DECEMBER 3, 2005: In the first shootout in team history, the Flyers fall 4-3 at Nashville.

JANUARY 12, 2006: The Flyers lose at Detroit, 6-3, in the last game of an 11-game road trip from December 23 through January 12 that was the longest road trip in team history. Their eight wins in the 11 games was just the ninth time in NHL history that a team recorded six-or-more wins in a single road trip and their 17 points in the 11 games (8-2-1 record) were the most points by one team in a single road trip in NHL history.

JANUARY 14, 2006: 19,953 fans attend the Flyers' 4-3 overtime loss vs. Colorado to set a new team record for attendance at a regular season game.

MARCH 21, 2006: Flyers Head Coach Ken Hitchcock becomes the fifth fastest coach to reach 400 career NHL wins with the Flyers' 2-1 win vs. New Jersey on March 21.

APRIL 18, 2006: R.J. Umberger scores a goal in the Flyers' 4-1 win at NY Islanders. The goal was Umberger's 20th goal of the season. For the first time in team history, the Flyers had two rookies score at least 20 goals in a season (Jeff Carter - 23 and R.J. Umberger - 20).

OCTOBER 22, 2006: Flyers announce the resignation of General Manager Bob Clarke and the firing of Head Coach Ken Hitchcock. Paul Holmgren is named interim general manager and John Stevens is named head coach.

APRIL 7, 2007: Sami Kapanen is named the winner of the inaugural winner of the Gene Hart Memorial Award. This award will be presented annually to the Flyer with the most heart as voted by Philadelphia Flyers Fan Club members at each general meeting throughout the season. In addition to the award, a donation for \$1,500 will be made to the player's favorite charity.

OCTOBER 18, 2007: The Flyers defeat the New Jersey Devils at Wachovia Center, 4-0. Goaltender Martin Biron stopped all 38 shots faced to post the shutout. The shutout was Biron's second consecutive shutout, the Flyers' first shutout of the Devils since Feb. 27, 2001, and the Flyers' first shutout of the Devils in Philadelphia since Jan. 6, 1987.

FEBRUARY 6, 2008: Prior to the Flyers' 4-3 loss to the Washington Capitals, Ron Hextall becomes the 19th member of the organization to be inducted into the Flyers Hall of Fame.

APRIL 17, 2008: Mike Knuble scores 6:40 into the second overtime period to give the Flyers a 4-3 win over the Capitals at the Wachovia Center in Game Four of their Eastern Conference Quarterfinal series. The game (86:40) was the longest playoff game played at the Wachovia Center, the third longest home game in Flyers history, and longest home playoff game won by the Flyers in team history (Flyers lost to Boston on April 26, 1977, 5-4 - 90:07 and to Florida on May 12, 1996, 2-1 - 88:05).



APRIL 22, 2008: Joffrey Lupul scores a power play goal 6:06 into the first overtime period to give the Flyers a 3-2 win over the Capitals and a four-games-to-three series victory over Washington. It marked just the second time in Flyers history that they have played a Game Seven that went into overtime, and first time that they won (only other time was against Washington, 5-4 loss on April 16, 1988).

JULY 15, 2008: Comcast-Spectacor, the Philadelphia based sports and entertainment firm which owns the arena, announces that the Wachovia Spectrum will close at the conclusion of the 2008-09 hockey and soccer seasons. The Flyers played at the Spectrum for 29 seasons, from the 1967-68 through the 1995-96 seasons, and compiled a 719-305-146 record in 1,170 regular season games and an 85-56 record in 141 playoff games.

ALL-TIME FLYERS HISTORIC MOMENTS

SEPTEMBER 27, 2008: The Flyers play one final game at the Wachovia Spectrum vs. an NHL opponent when they faced off against the Carolina Hurricanes in a preseason match up. The Flyers defeated the Hurricanes by a score of 4-2.

OCTOBER 7, 2008: The Flyers played an exhibition game against their American Hockey League affiliate, the Philadelphia Phantoms, at the Wachovia Spectrum. The Flyers were defeated by the Phantoms, 4-2.

DECEMBER 11, 2008: Trailing 5-1 in the third period, the Flyers mount the greatest third period comeback in team history by scoring four unanswered goals to force overtime and eventually defeat the Carolina Hurricanes in a shootout by a score of 6-5. Scott Hartnell recorded his fourth career hat trick, while Simon Gagne scored the game-tying goal with 1:44 to go in regulation and the decisive goal in the shootout to give the Flyers the victory.

FEBRUARY 4, 2009: After 13 seasons of ownership, Comcast-Spectacor announces the sale of the Philadelphia Phantoms, the Flyers American Hockey League affiliate, to the Brooks Group of Pittsburgh, PA, owners of other minor league hockey and baseball teams.

FEBRUARY 15, 2009: At 1:18 of the second period, Mike Richards scores a shorthanded goal with his team down two men in a game against the New York Rangers. It was the third time in his career that Richards had scored while the Flyers were killing off a 5-on-3, making him the first player in NHL history to accomplish that feat. The Flyers defeated the Rangers, 5-2, at Madison Square Garden.

FEBRUARY 21, 2009: Mike Richards records a shorthanded goal for the third consecutive game, becoming the first player in over 10 years to accomplish the feat (Joe Sakic, Oct. 15-24, 1998). The Flyers dropped the contest, 5-4, to the Pittsburgh Penguins.

APRIL 11, 2009: A goal by Joffrey Lupul gives the Flyers six 25-goal scorers for the 2008-09 season, which made the Flyers the first team to accomplish that feat since the Calgary Flames in 1993-94.

JUNE 27, 2009: In a blockbuster draft-day trade, the Flyers acquire defenseman Chris Pronger from the Anaheim Ducks. The Flyers sent Joffrey Lupul, Luca Sbisa, and three draft picks to the Ducks for Pronger and forward Ryan Dingle.

OCTOBER 31, 2009: The Flyers' former home, the Spectrum, officially closes following its last public event, a Pearl Jam concert.

NOVEMBER 16, 2009: Prior to the Flyers' 3-2 victory to the New Jersey Devils, Dave "The Hammer" Schultz becomes the 20th member of the Flyers organization to be inducted into the Flyers Hall of Fame.

NOVEMBER 19, 2009: Flyers rookie James van Riemsdyk scores the game-winning goal in a 3-2 victory at Los Angeles. It was his third straight game-winning goal, tying an NHL record for consecutive game-winning goals by a rookie.

DECEMBER 4, 2009: John Stevens is relieved of his duties as head coach and replaced by Peter Laviolette.

JANUARY 1, 2010: On New Year's Day, the Flyers play the Boston Bruins in the 2010 Winter Classic at historic Fenway Park in Boston, MA. Danny Syvret scored his first NHL goal and the Flyers led most of the game, but the Bruins tied it late in the third period and eventually won the game 2-1 in overtime.

FEBRUARY 13-28, 2010: The NHL season goes on hiatus for two weeks to allow players to participate in the 2010 Winter Olympics in Vancouver. Chris Pronger and Mike Richards won gold medals playing for Team Canada. Kimmo Timonen won a bronze medal for Finland, and Oskars Bartulis represented Team Latvia.



APRIL 11, 2010: Claude Giroux's shootout goal and Brian Boucher's third-round save give the Flyers a 2-1 shootout win over the New York Rangers, clinching an Eastern Conference playoff berth on the last day of the season. With his club trailing late in the third period, Matt Carle scored the game-tying goal to force overtime and the eventual shootout. Danny Briere also scored in the shootout, while Boucher shut the door on two of three Rangers shooters.

MAY 14, 2010: After falling into a 0-3 series deficit in the Eastern Conference Semifinals vs. Boston Bruins, the Flyers win four games in a row to defeat the Bruins four games to three and advance to the Eastern Conference Finals. The Flyers trailed Game 7 3-0 in the first period, but charged back to tie the game. Simon Gagne then scored the game-winning goal with 7:08 remaining in the third period. They became the third team in NHL history to overcome a 3-0 series deficit.

MAY 22, 2010: Michael Leighton posts a 3-0 shutout at Montreal in Game 4 of the Eastern Conference Final, his third shutout of the series. He became the first goaltender in franchise history to record three shutouts in a single playoff series.

MAY 24, 2010: The Flyers win the Prince of Wales Trophy as Eastern Conference Champions with a 4-2 win over the Montreal Canadiens in Game 5 of the Eastern Conference Finals. The four-games-to-one series win sent the Flyers to the Stanley Cup Final for the first time since 1997.

ALL-TIME FLYERS HISTORIC MOMENTS

JUNE 2, 2010: Claude Giroux scores the game-winning goal in overtime of Game 3 of the Stanley Cup Final to give the Flyers a 3-2 win in front of a record sellout crowd of 20,297 at the Wachovia Center. It was the first win in a Stanley Cup Final game for the Flyers since Game 6 of the 1987 Final at the Spectrum.

JUNE 9, 2010: Patrick Kane scores the game-winning goal in overtime as the Chicago Blackhawks defeat the Flyers 4-3 in Game 6 of the Final to win the Stanley Cup. The crowd of 20,327 set a new Flyers record for home attendance in a single game and created a new single-season attendance record of 1,020,699. Flyers center Danny Briere recorded a goal and two assists to reach 30 points for the playoffs (12G, 18), breaking the Flyers all-time scoring record for a single playoff year.

JULY 27, 2010: Comcast-Spectacor announces the change of its arena name to the Wells Fargo Center.

OCTOBER 11, 2010: The Flyers raise their 2009-10 Eastern Conference championship banner to the rafters of the Wells Fargo Center prior to their home opener against the Colorado Avalanche.

NOVEMBER 23, 2010: Following a public ceremony, exterior demolition officially begins on the Flyers' former home, the Spectrum. Ed Snider, Bob Clarke, Bernie Parent and Julius Erving were among those who spoke at the ceremony.

JANUARY 25, 2011: The Flyers pick up their 1000th home-ice win with a 5-2 victory over Montreal. They become the first expansion-era team to reach the milestone.

APRIL 9, 2011: The Flyers welcome 19,909 to the Wells Fargo Center for the regular season finale vs. the New York Islanders. The crowd gives the Flyers a total regular season attendance mark of 808,301, which sets a new franchise record for total attendance in a regular season. The Flyers beat the Islanders 7-4 for their 47th win of the season, the most of any Flyers team since the 1985-86 squad.

JUNE 23, 2011: The Flyers stage one of the bigger days of transactions in their history, dealing Mike Richards to Los Angeles and Jeff Carter to Columbus while announcing the signing of Ilya Bryzgalov. The moves brought the Flyers Brayden Schenn, Wayne Simmonds, Jakub Voracek and draft picks that became Sean Couturier and Nick Cousins.

DECEMBER 31, 2011: The Flyers Alumni defeat the New York Rangers Alumni 3-1 before a crowd of 45,808 at Citizens Bank Park in the first of the three games comprising the 2012 NHL Winter Classic. Bernie Parent started for the Flyers and stopped six shots in 5:32 of play, including a Ron Duguay breakaway. John LeClair scored the Flyers' first goal on a setup by Eric Lindros, while Shjon Podein and Mark Howe provided the other Flyers goals.

JANUARY 2, 2012: The Flyers take a 2-0 lead but can't hold off a hard-charging New York Rangers squad and drop a 3-2 decision in the 2012 NHL Winter Classic. A crowd of 46,967 became the largest crowd ever to witness a Flyers game, eclipsing the 38,112 that saw the Flyers fall 2-1 to Boston in overtime in the 2010 Winter Classic. Brayden Schenn and Claude Giroux scored for the Flyers.

MARCH 6, 2012: The Flyers retire Mark Howe's #2 in a pregame ceremony before a 3-2 win over Detroit. Howe becomes just the fifth Flyer so honored and the first since Bill Barber in 1990.

APRIL 11, 2012: The Flyers come back from a 3-0 hole to defeat Pittsburgh 4-3 in overtime in Game 1 of the Eastern Conference Quarterfinals. It was the sixth time in their history the Flyers had erased a 3-0 deficit to win a playoff game. Brayden Schenn posted a goal and two assists, becoming just the eighth Flyers rookie ever to record a three-point playoff game.

APRIL 13, 2012: Claude Giroux sets a franchise record with six points as the Flyers beat Pittsburgh 8-5 in Game 2. Sean Couturier posted a four-point night, tying the franchise record for most points by a rookie in a playoff game. Both Giroux and Couturier had hat tricks, marking the first time in team history that two Flyers have had a hat trick in the same playoff game, and it was the first time since 1989 that the Flyers had scored eight goals in a playoff game.

APRIL 15, 2012: The Flyers beat Pittsburgh 8-4 in Game 3, setting a franchise record for most goals in two consecutive playoff games. The closest previous occasion was the 1981 preliminary round, when they beat Quebec 6-4 in Game 1 and 8-5 in Game 2. The Flyers set a new franchise record for most goals scored in the first three games of a playoff series (20). Danny Briere picked up his 100th career playoff point today in his 100th career playoff game.



APRIL 22, 2012: The Flyers beat Pittsburgh 5-1 in Game 6 to advance to the second round of the playoffs for the 22nd time, and third year in a row. Claude Giroux finished the series with 14 points, becoming just the second Flyer ever to reach that total in a single playoff series (Tim Kerr, 15, 1989 PDSF). The Flyers set a franchise record with 12 power play goals in the series.

APRIL 29, 2012: Danny Briere scores his 48th and 49th career playoff goals, including his ninth career playoff game-winner as the Flyers beat New Jersey in Game 1 of the Eastern Conference Semifinals. Briere moved into second place all-time in Flyers history in that category behind only Rick MacLeish.

MAY 3, 2012: Danny Briere records his 50th career playoff goal in the third period of a 4-3 overtime loss to New Jersey in Game 3. His two points in the game give him 71 playoff points as a Flyer and move him past both Reggie Leach and Tim Kerr into sixth place on the Flyers' all-time playoff scoring list.

ALL-TIME FLYERS HISTORIC MOMENTS

SEPTEMBER 16, 2012: The Collective Bargaining Agreement between the National Hockey League and the NHL Players Association expires without a new agreement in place, necessitating the postponement of NHL training camps and eventually the start of the 2012-13 NHL season, which was originally scheduled to open on October 11.

JANUARY 6, 2013: The NHL and NHLPA announce they have reached an agreement on the framework of a new Collective Bargaining Agreement.

JANUARY 12, 2013: The NHL and NHLPA sign a Memorandum of Understanding on a new 10-year Collective Bargaining Agreement that expires in 2022, ending a 119-day work stoppage. Training camps open the following day.

MARCH 18, 2013: Kimmo Timonen plays his 1000th career game in a 4-2 loss at Tampa Bay. The Flyers honored Timonen prior to their next home game on March 26.

APRIL 19, 2013: On an off-night, the Flyers were mathematically eliminated from playoff contention when the New York Rangers defeated Buffalo 8-4. It marked just the ninth time in franchise history and second time in the last 18 years that the Flyers did not make the playoffs.

OCTOBER 7, 2013: After an 0-3 start to the season, Peter Laviolette is relieved of his duties as head coach and is replaced by assistant coach Craig Berube.

JANUARY 21, 2014: A winter storm dumps more than 13 inches of snow on Philadelphia and forces the postponement of the Flyers' game against Carolina to a day later. It marked the first time in Flyers history that a game had ever been completely postponed due to snow, and the first weather-related postponement since the blizzard of March 1993, when a game at the Spectrum was called off after the first period when two panes of glass broke on the concourse. Carolina won 3-2 on the makeup date.

FEBRUARY 4, 2014: Keith Allen, the first head coach of the Flyers who became the general manager that built the organization's Stanley Cup championship teams of 1974 and 1975, passes away at the age of 90.

FEBRUARY 9-25, 2014: The NHL suspends operations for the 2014 Winter Olympics in Sochi, Russia. Five Flyers represented their countries – Kimmo Timonen (Finland), Jakub Voracek (Czech Rep), Andrej Meszaros (Slovakia), Mark Streit (Switzerland) and Michael Raffl (Austria). Timonen won his fourth Olympic medal (third bronze to go with one silver).

APRIL 8, 2014: The Flyers clinch a spot in the 2014 Stanley Cup Playoffs with a 5-2 win at Florida, officially completing a comeback from a 3-9 start to the season. They qualify for the playoffs for the 37th time in their 45 years of play and the 17th time in the last 19 seasons.

MAY 7, 2014: Paul Holmgren is promoted to president of the Flyers, and Ron Hextall is promoted to general manager.

JUNE 27-28, 2014: The National Hockey League converges upon Philadelphia for the 2014 NHL Entry Draft. It's the first time in team history that the Flyers have hosted the event.

OCTOBER 17, 2014: The Lehigh Valley Phantoms play their first-ever regular season game at the new PPL Center in Allentown, PA. The team relocated to Allentown in the offseason after four seasons in Glens Falls, NY playing as the Adirondack Phantoms. Lehigh Valley picked up a 4-3 win against the new Adirondack Flames, who replaced them in Glens Falls.

DECEMBER 21, 2014: Rob Zepp picks up the win in his NHL debut as the Flyers win 4-3 in overtime at Winnipeg. Zepp became the oldest Flyer in franchise history to make his NHL debut and became the 12th goaltender in NHL history to make his debut after his 33rd birthday and the first since 1972-73. He also became the oldest goaltender to win his NHL debut since 1926.

MARCH 29, 2015: The Flyers are eliminated from playoff contention on an off-night when Boston picks up a 2-1 win at New Jersey. They missed the playoffs for just the 10th time in franchise history.

APRIL 17, 2015: Craig Berube is relieved of his duties as head coach.

MAY 18, 2015: Dave Hakstol is hired as the 19th head coach in Flyers history.



KATE SMITH SINGS "GOD BLESS AMERICA"

Over 38 years ago, on December 11, 1969, Kate Smith's recording of "God Bless America" was first played at a Flyers game. The Flyers beat the Toronto Maple Leafs, 6-3, at the Spectrum that night. That's where it all began, and "God Bless America" became "our song." Smith was enchanted by this flamboyant hockey team that found her rendition of the American folk classic to be a good luck charm. So much so that she performed the song live at the Spectrum on four occasions:

LIVE PERFORMANCES AT THE SPECTRUM

October 11, 1973 vs. Toronto – Flyers 2, Toronto 0

Stanley Cup-Winning Game

May 19, 1974 vs. Boston – Flyers 1, Boston 0

Game 7 of Stanley Cup Semifinals

May 13, 1975 vs. NY Islanders – Flyers 4, Islanders 1

Game 4 of Stanley Cup Finals

May 16, 1976 vs. Montreal – Canadiens 5, Flyers 3

Though Smith's record with the Flyers is impressive, there were a few losses along the way. The first was a 1-0 defeat at the hands of the Minnesota North Stars on April 4, 1970. Wins and losses aside, to the Flyers organization, Ms. Smith and her song are really something special.

ALL-TIME RECORD: 97-28-4



FLYERS PLAYOFF RECORDS VS. NHL TEAMS 1967-2015

TEAM GP W L PCT GF GA

BOSTON BRUINS SERIES RECORD: 3-3

HOME	15	8	7	.533	44	44
AWAY	16	5	11	.313	42	56
TOTALS	31	13	18	.419	86	100

BUFFALO SABRES SERIES RECORD: 6-3

HOME	27	19	8	.704	90	66
ROAD	23	10	13	.435	56	75
TOTALS	50	29	21	.580	146	141

CALGARY/ATLANTA SERIES RECORD: 1-1

HOME	6	4	2	.667	27	15
AWAY	5	3	2	.600	16	13
TOTALS	11	7	4	.636	43	28

CHICAGO BLACKHAWKS SERIES RECORD: 0-2

HOME	5	2	3	.400	16	10
AWAY	5	0	5	.000	14	26
TOTALS	10	2	8	.100	30	36

COLORADO/QUEBEC SERIES RECORD: 2-0

HOME	6	5	1	.833	29	18
AWAY	5	2	3	.400	10	11
TOTALS	11	7	4	.636	39	29

DALLAS/MINNESOTA SERIES RECORD: 2-0

HOME	6	4	2	.667	26	15
AWAY	5	4	1	.800	15	11
TOTALS	11	8	3	.727	41	26

DETROIT RED WINGS SERIES RECORD: 0-1

HOME	2	0	2	.000	4	8
AWAY	2	0	2	.000	2	8
TOTALS	4	0	4	.000	6	16

EDMONTON OILERS SERIES RECORD: 1-2

HOME	7	5	2	.714	23	17
AWAY	8	2	6	.250	21	32
TOTALS	15	7	8	.467	44	49

FLORIDA PANTHERS SERIES RECORD: 0-1

HOME	3	1	2	.333	4	6
AWAY	3	1	2	.333	7	9
TOTALS	6	2	4	.333	11	15

MONTREAL CANADIENS SERIES RECORD: 3-3

HOME	15	6	9	.400	38	45
AWAY	16	9	7	.563	51	48
TOTALS	31	15	16	.484	89	93

TEAM GP W L PCT GF GA

NEW JERSEY/COLORADO SERIES RECORD: 3-3

HOME	16	8	8	.533	37	45
AWAY	14	8	6	.466	38	32
TOTALS	30	16	14	.499	75	77

NEW YORK ISLANDERS SERIES RECORD: 3-1

HOME	14	10	4	.714	51	29
AWAY	11	4	7	.364	32	40
TOTALS	25	14	11	.560	83	69

NEW YORK RANGERS SERIES RECORD: 6-4

HOME	30	19	11	.633	100	92
AWAY	24	11	13	.458	73	80
TOTALS	54	30	24	.556	173	172

OTTAWA SENATORS SERIES RECORD: 0-2

HOME	6	2	4	.333	6	13
ROAD	5	1	4	.200	6	15
TOTALS	11	3	8	.273	12	28

PITTSBURGH PENGUINS SERIES RECORD: 4-2

HOME	17	10	7	.588	65	54
AWAY	18	9	9	.500	56	61
TOTALS	35	19	16	.544	121	115

ST. LOUIS BLUES SERIES RECORD: 0-2

HOME	6	2	4	.333	12	15
AWAY	5	1	4	.200	8	19
TOTALS	11	3	8	.273	20	34

TAMPA BAY LIGHTNING SERIES RECORD: 1-1

HOME	6	4	2	.667	21	16
AWAY	7	3	4	.429	24	18
TOTALS	13	7	6	.538	45	34

TORONTO MAPLE LEAFS SERIES RECORD: 5-1

HOME	19	14	5	.737	70	33
ROAD	17	8	9	.471	49	52
TOTALS	36	22	14	.611	119	85

VANCOUVER CANUCKS SERIES RECORD: 1-0

HOME	2	1	1	.500	9	5
AWAY	1	1	0	1.000	6	4
TOTALS	3	2	1	.667	15	9

WASHINGTON CAPITALS SERIES RECORD: 2-2

HOME	10	6	4	.600	36	38
AWAY	13	5	8	.385	42	47
TOTALS	23	11	12	.478	78	85

FLYERS ALL-TIME PLAYOFF RECORD

SERIES RECORD: 53-41

HOME	218	130	88	.596	708	568
AWAY	203	87	116	.429	549	642
TOTALS	421	217	204	.515	1,235	1,210

PLAYOFF SERIES HISTORY VS. EACH TEAM

TEAM	YEAR	SERIES	WINNER	W	L	GF	GA
Boston	1974	Stanley Cup Final	Flyers	4	2	15	13
	1976	Semifinals	Flyers	4	1	19	12
	1977	Semifinals	Bruins	0	4	8	14
	1978	Semifinals	Bruins	1	4	15	21
	*2010	Conf. Semifinals	Flyers	4	3	22	20
	2011	Conf. Semifinals	Bruins	0	4	7	20
Buffalo	1975	Stanley Cup Final	Flyers	4	2	19	12
	1978	Quarterfinals	Flyers	4	1	16	11
	1995	Conf. Quarterfinals	Flyers	4	1	18	13
	1997	Conf. Semifinals	Flyers	4	1	21	13
	1998	Conf. Quarterfinals	Sabres	1	4	9	18
	2000	Conf. Quarterfinals	Flyers	4	1	14	8
	2001	Conf. Quarterfinals	Sabres	2	4	13	21
	2006	Conf. Quarterfinals	Sabres	2	4	14	27
Calgary	2011	Conf. Quarterfinals	Flyers	4	3	22	18
	1974	Quarterfinals	Flyers	4	0	17	6
Chicago	1981	Quarterfinals	Flames	3	4	26	22
	1971	Quarterfinals	Blackhawks	0	4	8	20
Colorado	2010	Stanley Cup Final	Blackhawks	2	4	22	25
	1981	Prelimin. Round	Flyers	3	2	22	17
Dallas/Minnesota	1985	Conf. Finals	Flyers	4	2	17	12
	1973	Quarterfinals	Flyers	4	2	14	12
Detroit	1980	Semifinals	Flyers	4	1	27	14
	1997	Finals	Red Wings	0	4	6	16
Edmonton	1980	Prelimin. Round	Flyers	3	0	12	6
	1985	Stanley Cup Final	Oilers	1	4	14	21
Florida	1987	Stanley Cup Final	Oilers	3	4	18	22
	1996	Conf. Semifinals	Panthers	2	4	11	15
Montreal	1973	Semifinals	Canadiens	1	4	13	19
	1976	Stanley Cup Final	Canadiens	0	4	9	14
	1987	Conf. Finals	Flyers	4	2	22	22
	1989	Conf. Finals	Canadiens	2	4	8	17
	2008	Conf. Semifinals	Flyers	4	1	20	14
	2010	Conf. Finals	Flyers	4	1	17	7
	1978	Prelimin. Round	Flyers	2	0	6	3
	1995	Conf. Finals	Devils	2	4	14	20
New Jersey	2000	Conf. Finals	Devils	3	4	15	18
	2004	Conf. Quarterfinals	Flyers	4	1	14	9
	2010	Conf. Quarterfinals	Flyers	4	1	15	9
	2012	Conf. Semifinals	Devils	1	4	11	18
NY Islanders	1975	Semifinals	Flyers	4	3	19	16
	1980	Stanley Cup Final	Islanders	2	4	25	26
	1985	Division Finals	Flyers	4	1	16	11
NY Rangers	1987	Division Finals	Flyers	4	3	23	16
	1974	Semifinals	Flyers	4	3	22	17
	1979	Quarterfinals	Rangers	1	4	8	28
	1980	Quarterfinals	Flyers	4	1	14	7
	1982	Division Semifinals	Rangers	1	3	15	19
	1983	Division Semifinals	Rangers	0	3	9	18
	1985	Division Semifinals	Flyers	3	0	14	10
	1986	Division Semifinals	Rangers	2	3	15	18
	1987	Division Semifinals	Flyers	4	2	22	13
	1995	Conf. Semifinals	Flyers	4	0	18	10
	1997	Conf. Finals	Flyers	4	1	20	13
Ottawa	2014	Quarterfinals	Rangers	3	4	16	19
	2002	Conf. Quarterfinals	Senators	1	4	2	11
Pittsburgh	2003	Conf. Semifinals	Senators	2	4	10	17
	1989	Division Finals	Flyers	4	3	31	24
	1997	Conf. Quarterfinals	Flyers	4	1	20	13
	2000	Conf. Semifinals	Flyers	4	2	15	14
	2008	Conf. Finals	Penguins	1	4	9	20
St. Louis	2009	Conf. Quarterfinals	Penguins	2	4	16	18
	2012	Conf. Quarterfinals	Flyers	4	2	30	26
	1968	Quarterfinals	Blues	3	4	17	17
	1969	Quarterfinals	Blues	0	4	3	17

PLAYOFF SERIES HISTORY VS. EACH TEAM

TEAM	YEAR	SERIES	WINNER	W	L	GF	GA
Tampa Bay	1996	Conf. Quarterfinals	Flyers	4	2	26	13
	2004	Conf. Finals	Lightning	3	4	19	21
Toronto	1975	Quarterfinals	Flyers	4	0	15	6
	1976	Quarterfinals	Flyers	4	3	33	23
	1977	Quarterfinals	Flyers	4	2	19	18
	1999	Conf. Quarterfinals	Maple Leafs	2	4	11	9
	2003	Conf. Quarterfinals	Flyers	4	3	24	16
Vancouver	2004	Conf. Semifinals	Flyers	4	2	17	13
	1979	Prelimin. Round	Flyers	2	1	15	9
Washington	1984	Division Semifinals	Capitals	0	3	5	15
	1988	Division Semifinals	Capitals	3	4	25	31
	1989	Division Semifinals	Flyers	4	2	25	19
	2008	Conf. Quarterfinals	Flyers	4	3	23	20

*Flyers overcame an 0-3 series deficit to win the series 4 games to 3, becoming the fourth team in pro sports history and third team in NHL history to do so.

TEAM	SERIES	W	L	GP	W	L	GF	GA	LAST	RND	RESULT
Boston	6	3	3	31	13	18	86	100	2011	SF	L4-0
Buffalo	9	6	3	50	29	21	146	141	2011	CQF	W4-3
Calgary*	2	1	1	11	7	4	43	28	1981	QF	L3-4
Chicago	2	0	2	10	2	8	30	45	2010	F	L2-4
Colorado	2	2	0	11	7	4	39	29	1985	CF	W4-2
Dallas**	2	2	0	11	8	3	41	26	1980	SF	W4-1
Detroit	1	0	1	4	0	4	6	16	1997	F	L0-4
Edmonton	3	1	2	15	7	8	44	49	1987	F	L3-4
Florida	1	0	1	6	2	4	11	15	1996	CSF	L2-4
Montreal	6	3	3	31	15	16	89	93	2010	CF	W4-1
New Jersey***	6	3	3	30	16	14	75	77	2010	CQF	W4-1
NY Islanders	4	3	1	25	14	11	83	69	1987	DF	W4-3
NY Rangers	11	6	5	54	30	24	173	172	2014	QF	L3-4
Ottawa	2	0	2	11	3	8	12	28	2003	CSF	L2-4
Pittsburgh	6	4	2	35	19	16	121	115	2009	CQF	L2-4
St. Louis	2	0	2	11	3	8	20	34	1969	QF	L0-4
Tampa Bay	2	1	1	13	7	6	45	34	2004	CF	L3-4
Toronto	6	5	1	36	22	14	119	85	2004	CSF	W4-2
Vancouver	1	1	0	3	2	1	15	9	1979	PR	W2-1
Washington	4	2	2	23	11	12	78	85	2008	CQF	W4-3

PR - PRELIMINARY ROUND

DSF – DIVISION SEMIFINAL

DF – DIVISION FINAL

CQF – CONFERENCE QUARTERFINAL

CSF – CONFERENCE SEMIFINAL

QF – QUARTERFINAL

SF – SEMIFINAL

CF – CONFERENCE FINAL

F – FINAL

*INCLUDES SERIES VS. ATLANTA FLAMES **INCLUDES SERIES VS. MINNESOTA NORTH STARS ***INCLUDES SERIES VS. COLORADO ROCKIES

TEAM	HOME			ROAD			OVERALL		
	GP	W	L	GP	W	L	GP	W	L
Boston	5	2	3	3	1	2	8	3	5
Buffalo	5	1	4	5	1	4	10	2	8
Calgary/Atlanta	0	0	0	1	1	0	1	1	0
Chicago	2	1	1	0	0	0	2	1	1
Colorado/Quebec	0	0	0	2	0	2	2	0	2
Dallas/Minnesota	1	1	0	0	0	0	1	1	0
Edmonton	1	1	0	2	1	1	3	2	1
Florida	1	0	1	1	0	1	2	0	2
Montreal	1	1	0	4	2	2	5	3	2
New Jersey/Colorado	3	3	0	2	1	1	5	4	1
NY Islanders	2	1	1	2	0	2	4	1	3
NY Rangers	4	4	0	1	0	1	5	4	1
Ottawa	3	1	2	0	0	0	3	1	2
Pittsburgh	1	0	1	4	3	1	5	3	2
St. Louis	0	0	0	2	1	1	2	1	1
Tampa Bay	2	1	1	1	0	1	3	1	2
Toronto	0	0	0	8	5	3	8	5	3
Washington	3	2	1	2	1	1	5	3	2
TOTALS	32	20	13	40	17	26	72	37	39

FLYERS STANLEY CUP PLAYOFF RESULTS-1967-2015

1968

QUARTERFINALS (3-4)

4/4	St. Louis	1	at	FLYERS	0	L
4/6	St. Louis	3	at	FLYERS	4	W
4/10	FLYERS	2	at	St. Louis	3-OT	L
4/11	FLYERS	2	at	St. Louis	5	L
4/13	St. Louis	1	at	FLYERS	6	W
4/16	FLYERS	2	at	St. Louis	1-OT	W
4/18	St. Louis	3	at	FLYERS	1	L

1969

QUARTERFINALS (0-4)

4/2	FLYERS	2	at	St. Louis	5	L
4/3	FLYERS	0	at	St. Louis	5	L
4/5	St. Louis	3	at	FLYERS	0	L
4/6	St. Louis	4	at	FLYERS	1	L

1970 MISSED PLAYOFFS

1971

QUARTERFINALS (0-4)

4/7	FLYERS	2	at	Chicago	5	L
4/8	FLYERS	2	at	Chicago	6	L
4/10	Chicago	3	at	FLYERS	2	L
4/11	Chicago	6	at	FLYERS	2	L

1972 MISSED PLAYOFFS

1973

QUARTERFINALS (4-2)

4/4	Minnesota	3	at	FLYERS	0	L
4/5	Minnesota	1	at	FLYERS	4	W
4/7	FLYERS	0	at	Minnesota	5	L
4/8	FLYERS	3	at	Minnesota	0	W
4/10	Minnesota	2	at	FLYERS	3-OT	W
4/12	FLYERS	4	at	Minnesota	1	W

SEMIFINALS (1-4)

4/14	FLYERS	5	at	Montreal	4-OT	W
4/16	FLYERS	3	at	Montreal	4-OT	L
4/19	Montreal	2	at	FLYERS	1	L
4/22	Montreal	4	at	FLYERS	1	L
4/24	FLYERS	3	at	Montreal	5	L

1974

QUARTERFINALS (4-0)

4/9	Atlanta	1	at	FLYERS	4	W
4/11	Atlanta	1	at	FLYERS	5	W
4/12	FLYERS	4	at	Atlanta	1	W
4/14	FLYERS	4	at	Atlanta	3-OT	W

SEMIFINAL (4-3)

4/20	NY Rangers	0	at	FLYERS	4	W
4/23	NY Rangers	2	at	FLYERS	5	W
4/25	FLYERS	3	at	NY Rangers	5	L
4/28	FLYERS	1	at	NY Rangers	2-OT	L
4/30	NY Rangers	1	at	FLYERS	4	W
5/2	FLYERS	1	at	NY Rangers	4	L
5/5	NY Rangers	3	at	FLYERS	4	W

STANLEY CUP FINAL (4-2)

5/7	FLYERS	2	at	Boston	3	L
5/9	FLYERS	3	at	Boston	2-OT	W
5/12	Boston	1	at	FLYERS	4	W
5/14	Boston	2	at	FLYERS	4	W
5/16	FLYERS	1	at	Boston	5	L
5/19	Boston	0	at	FLYERS	1	W

FLYERS WIN STANLEY CUP

1975

QUARTERFINALS (4-0)

4/13	Toronto	3	at	FLYERS	6	W
4/15	Toronto	0	at	FLYERS	3	W
4/17	FLYERS	2	at	Toronto	0	W
4/19	FLYERS	4	at	Toronto	3-OT	W

SEMIFINALS (4-3)

4/29	NY Islanders	0	at	FLYERS	4	W
5/1	NY Islanders	4	at	FLYERS	5-OT	W
5/4	FLYERS	1	at	NY Islanders	0	W
5/7	FLYERS	3	at	NY Islanders	4-OT	L
5/8	NY Islanders	5	at	FLYERS	1	L
5/11	FLYERS	1	at	NY Islanders	2	L
5/13	NY Islanders	1	at	FLYERS	4	W

FINALS (4-2)

5/15	Buffalo	1	at	FLYERS	4	W
5/18	Buffalo	1	at	FLYERS	2	W
5/20	FLYERS	4	at	Buffalo	5-OT	L
5/22	FLYERS	2	at	Buffalo	4	L
5/25	Buffalo	1	at	FLYERS	5	W
5/27	FLYERS	2	at	Buffalo	0	W

FLYERS WIN STANLEY CUP

1976

QUARTERFINALS (4-3)

4/12	Toronto	1	at	FLYERS	4	W
4/13	Toronto	1	at	FLYERS	3	W
4/15	FLYERS	4	at	Toronto	5	L
4/17	FLYERS	3	at	Toronto	4	L
4/20	Toronto	1	at	FLYERS	7	W
4/22	FLYERS	5	at	Toronto	8	L
4/25	Toronto	3	at	FLYERS	7	W

SEMIFINALS (4-1)

4/27	Boston	4	at	FLYERS	2	L
4/29	Boston	1	at	FLYERS	2-OT	W
5/2	FLYERS	5	at	Boston	2	W
5/4	FLYERS	4	at	Boston	2	W
5/6	Boston	3	at	FLYERS	6	W

STANLEY CUP FINAL (0-4)

5/9	FLYERS	3	at	Montreal	4	L
5/11	FLYERS	1	at	Montreal	2	L
5/13	Montreal	3	at	FLYERS	2	L
5/16	Montreal	5	at	FLYERS	3	L

FLYERS STANLEY CUP PLAYOFF RESULTS-1967-2015

1977

QUARTERFINALS (4-2)

4/11	Toronto	3	at	FLYERS	2	L
4/13	Toronto	4	at	FLYERS	1	L
4/15	FLYERS	4	at	Toronto	3-OT	W
4/17	FLYERS	6	at	Toronto	5-OT	W
4/19	Toronto	0	at	FLYERS	2	W
4/21	FLYERS	4	at	Toronto	3	W

SEMIFINALS (0-4)

4/24	Boston	4	at	FLYERS	3-OT	L
4/26	Boston	5	at	FLYERS	4-OT	L
4/28	FLYERS	1	at	Boston	2	L
5/1	FLYERS	0	at	Boston	3	L

1978

PRELIMINARY ROUND (2-0)

4/11	Colorado	2	at	FLYERS	3-OT	W
4/13	FLYERS	3	at	Colorado	1	W

QUARTERFINALS (4-1)

4/17	Buffalo	1	at	FLYERS	4	W
4/19	Buffalo	2	at	FLYERS	3	W
4/22	FLYERS	1	at	Buffalo	4	L
4/23	FLYERS	4	at	Buffalo	2	W
4/25	Buffalo	2	at	FLYERS	4	W

SEMIFINALS (1-4)

5/2	FLYERS	2	at	Boston	3-OT	L
5/4	FLYERS	5	at	Boston	7	L
5/7	Boston	1	at	FLYERS	3	W
5/9	Boston	4	at	FLYERS	2	L
5/11	FLYERS	3	at	Boston	6	L

1979

PRELIMINARY ROUND (2-1)

4/10	Vancouver	3	at	FLYERS	2	L
4/12	FLYERS	6	at	Vancouver	4	W
4/14	Vancouver	2	at	FLYERS	7	W

QUARTERFINALS(1-4)

4/16	NY Rangers	2	at	FLYERS	3-OT	W
4/18	NY Rangers	7	at	FLYERS	1	L
4/20	FLYERS	1	at	NY Rangers	5	L
4/22	FLYERS	0	at	NY Rangers	6	L
4/24	NY Rangers	8	at	FLYERS	3	L

1980

PRELIMINARY ROUND (3-0)

4/8	Edmonton	3	at	FLYERS	4-OT	W
4/9	Edmonton	1	at	FLYERS	5	W
4/11	FLYERS	3	at	Edmonton	2-OT	W

QUARTERFINALS(4-1)

4/16	NY Rangers	1	at	FLYERS	2	W
4/17	NY Rangers	1	at	FLYERS	4	W
4/19	FLYERS	3	at	NY Rangers	0	W
4/20	FLYERS	2	at	NY Rangers	4	L
4/22	NY Rangers	1	at	FLYERS	3	W

SEMIFINALS (4-1)

4/29	Minnesota	6	at	FLYERS	5	L
5/1	Minnesota	0	at	FLYERS	7	W
5/4	FLYERS	5	at	Minnesota	3	W
5/6	FLYERS	3	at	Minnesota	2	W
5/8	Minnesota	3	at	FLYERS	7	W

STANLEY CUP FINAL (2-4)

5/13	NY Islanders	4	at	FLYERS	3-OT	L
5/15	NY Islanders	3	at	FLYERS	8	W
5/17	FLYERS	2	at	NY Islanders	6	L
5/19	FLYERS	2	at	NY Islanders	5	L
5/22	NY Islanders	3	at	FLYERS	6	W
5/24	FLYERS	4	at	NY Islanders	5-OT	L

1981

PRELIMINARY ROUND (3-2)

4/8	Quebec	4	at	FLYERS	6	W
4/9	Quebec	5	at	FLYERS	8	W
4/11	FLYERS	0	at	Quebec	2	L
4/12	FLYERS	3	at	Quebec	4-OT	L
4/14	Quebec	2	at	FLYERS	5	W

QUARTERFINALS (3-4)

4/16	Calgary	0	at	FLYERS	4	W
4/17	Calgary	5	at	FLYERS	4	L
4/19	FLYERS	1	at	Calgary	2	L
4/20	FLYERS	4	at	Calgary	5	L
4/22	Calgary	4	at	FLYERS	9	W
4/24	FLYERS	3	at	Calgary	2	W
4/26	Calgary	4	at	FLYERS	1	L

1982

PATRICK DIVISION SEMIFINALS (1-3)

4/7	FLYERS	4	at	NY Rangers	1	W
4/8	FLYERS	3	at	NY Rangers	7	L
4/10	NY Rangers	4	at	FLYERS	3	L
4/11	NY Rangers	7	at	FLYERS	5	L

1983

PATRICK DIVISION SEMIFINALS (0-3)

4/5	NY Rangers	5	at	FLYERS	3	L
4/7	NY Rangers	4	at	FLYERS	3	L
4/9	FLYERS	3	at	NY Rangers	9	L

1984

PATRICK DIVISION SEMIFINALS (0-3)

4/4	FLYERS	2	at	Washington	4	L
4/5	FLYERS	2	at	Washington	6	L
4/7	Washington	5	at	FLYERS	1	L

1985

PATRICK DIVISION SEMIFINALS (3-0)

4/10	NY Rangers	4	at	FLYERS	5-OT	W
4/11	NY Rangers	1	at	FLYERS	3	W
4/13	FLYERS	6	at	NY Rangers	5	W

PATRICK DIVISION FINALS (4-1)

4/18	NY Islanders	0	at	FLYERS	3	W
4/21	NY Islanders	2	at	FLYERS	5	W
4/23	FLYERS	5	at	NY Islanders	3	W
4/25	FLYERS	2	at	NY Islanders	6	L
4/28	NY Islanders	0	at	FLYERS	1	W

WALES CONFERENCE FINALS (4-2)

5/5	FLYERS	1	at	Quebec	2-OT	L
5/7	FLYERS	4	at	Quebec	2	W
5/9	Quebec	2	at	FLYERS	4	W
5/12	Quebec	5	at	FLYERS	3	L
5/14	FLYERS	2	at	Quebec	1	W
5/16	Quebec	0	at	FLYERS	3	W

FLYERS STANLEY CUP PLAYOFF RESULTS-1967-2015

STANLEY CUP FINAL (1-4)

5/21	Edmonton	1	at	FLYERS	4	W
5/23	Edmonton	3	at	FLYERS	1	L
5/25	FLYERS	3	at	Edmonton	4	L
5/28	FLYERS	3	at	Edmonton	5	L
5/30	FLYERS	3	at	Edmonton	8	L

1986

PATRICK DIVISION SEMIFINALS (2-3)

4/9	NY Rangers	6	at	FLYERS	2	L
4/10	NY Rangers	1	at	FLYERS	2	W
4/12	FLYERS	2	at	NY Rangers	5	L
4/14	FLYERS	7	at	NY Rangers	1	W
4/15	NY Rangers	5	at	FLYERS	2	L

1987

PATRICK DIVISION SEMIFINALS (4-2)

4/8	NY Rangers	3	at	FLYERS	0	L
4/9	NY Rangers	3	at	FLYERS	8	W
4/11	FLYERS	3	at	NY Rangers	0	W
4/12	FLYERS	3	at	NY Rangers	6	L
4/14	NY Rangers	1	at	FLYERS	3	W
4/16	FLYERS	5	at	NY Rangers	0	W

PATRICK DIVISION FINALS (4-3)

4/20	NY Islanders	2	at	FLYERS	4	W
4/22	NY Islanders	2	at	FLYERS	1	L
4/24	FLYERS	4	at	NY Islanders	1	W
4/26	FLYERS	6	at	NY Islanders	4	W
4/28	NY Islanders	2	at	FLYERS	1	L
4/30	FLYERS	2	at	NY Islanders	4	L
5/2	NY Islanders	1	at	FLYERS	5	W

WALES CONFERENCE FINALS (4-2)

5/4	Montreal	3	at	FLYERS	4-OT	W
5/6	Montreal	5	at	FLYERS	2	L
5/8	FLYERS	4	at	Montreal	3	W
5/10	FLYERS	6	at	Montreal	3	W
5/12	Montreal	5	at	FLYERS	2	L
5/14	FLYERS	4	at	Montreal	3	W

STANLEY CUP FINAL (3-4)

5/17	FLYERS	2	at	Edmonton	4	L
5/20	FLYERS	2	at	Edmonton	3-OT	L
5/22	Edmonton	3	at	FLYERS	5	W
5/24	Edmonton	4	at	FLYERS	1	L
5/26	FLYERS	4	at	Edmonton	3	W
5/28	Edmonton	2	at	FLYERS	3	W
5/31	FLYERS	1	at	Edmonton	3	L

1988

PATRICK DIVISION SEMIFINALS (3-4)

4/6	FLYERS	4	at	Washington	2	W
4/7	FLYERS	4	at	Washington	5	L
4/9	Washington	3	at	FLYERS	4	W
4/10	Washington	4	at	FLYERS	5-OT	W
4/12	FLYERS	2	at	Washington	5	L
4/14	Washington	7	at	FLYERS	2	L
4/16	FLYERS	4	at	Washington	5-OT	L

1989

PATRICK DIVISION SEMIFINALS (4-2)

4/5	FLYERS	2	at	Washington	3	L
4/6	FLYERS	3	at	Washington	2	W
4/8	Washington	4	at	FLYERS	3-OT	L
4/9	Washington	2	at	FLYERS	5	W
4/11	FLYERS	8	at	Washington	5	W
4/13	Washington	3	at	FLYERS	4	W

PATRICK DIVISION FINALS (4-3)

4/17	FLYERS	3	at	Pittsburgh	4	L
4/19	FLYERS	4	at	Pittsburgh	2	W
4/21	Pittsburgh	4	at	FLYERS	3-OT	L
4/23	Pittsburgh	1	at	FLYERS	4	W
4/25	FLYERS	7	at	Pittsburgh	10	L
4/27	Pittsburgh	2	at	FLYERS	6	W
4/29	FLYERS	4	at	Pittsburgh	1	W

WALES CONFERENCE FINALS (2-4)

5/1	FLYERS	3	at	Montreal	1	W
5/3	FLYERS	0	at	Montreal	3	L
5/5	Montreal	5	at	FLYERS	1	L
5/7	Montreal	3	at	FLYERS	0	L
5/9	FLYERS	2	at	Montreal	1-OT	W
5/11	Montreal	4	at	FLYERS	2	L

1990 MISSED PLAYOFFS

1991 MISSED PLAYOFFS

1992 MISSED PLAYOFFS

1993 MISSED PLAYOFFS

1994 MISSED PLAYOFFS

1995

EASTERN CONFERENCE QUARTERFINALS (4-1)

5/7	Buffalo	3	at	FLYERS	4-OT	W
5/8	Buffalo	1	at	FLYERS	3	W
5/10	FLYERS	1	at	Buffalo	3	L
5/12	FLYERS	4	at	Buffalo	2	W
5/14	Buffalo	4	at	FLYERS	6	W

EASTERN CONFERENCE SEMIFINALS (4-0)

5/21	NY Rangers	4	at	FLYERS	5-OT	W
5/22	NY Rangers	3	at	FLYERS	4-OT	W
5/24	FLYERS	5	at	NY Rangers	2	W
5/26	FLYERS	4	at	NY Rangers	1	W

EASTERN CONFERENCE FINALS (2-4)

6/3	New Jersey	4	at	FLYERS	1	L
6/5	New Jersey	5	at	FLYERS	2	L
6/7	FLYERS	3	at	New Jersey	2-OT	W
6/10	FLYERS	4	at	New Jersey	2	W
6/11	New Jersey	3	at	FLYERS	2	L
6/13	FLYERS	2	at	New Jersey	4	L

1996

EASTERN CONFERENCE QUARTERFINALS (4-2)

4/16	Tampa Bay	3	at	FLYERS	7	W
4/18	Tampa Bay	2	at	FLYERS	1-OT	L
4/21	FLYERS	4	at	Tampa Bay	5-OT	L
4/23	FLYERS	4	at	Tampa Bay	1	W
4/25	Tampa Bay	1	at	FLYERS	4	W
4/27	FLYERS	6	at	Tampa Bay	1	W

FLYERS STANLEY CUP PLAYOFF RESULTS-1967-2015

EASTERN CONFERENCE SEMIFINALS (2-4)

5/2	Florida	2	at	FLYERS	0	L
5/4	Florida	2	at	FLYERS	3	W
5/7	FLYERS	3	at	Florida	1	W
5/9	FLYERS	3	at	Florida	4-OT	L
5/12	Florida	2	at	FLYERS	1-OT	L
5/14	FLYERS	1	at	Florida	4	L

1997

EASTERN CONFERENCE QUARTERFINALS (4-1)

4/17	Pittsburgh	1	at	FLYERS	5	W
4/19	Pittsburgh	2	at	FLYERS	3	W
4/21	FLYERS	5	at	Pittsburgh	3	W
4/23	FLYERS	1	at	Pittsburgh	4	L
4/26	Pittsburgh	3	at	FLYERS	6	W

EASTERN CONFERENCE SEMIFINALS (4-1)

5/3	FLYERS	5	at	Buffalo	3	W
5/5	FLYERS	2	at	Buffalo	1	W
5/7	Buffalo	1	at	FLYERS	4	W
5/9	Buffalo	5	at	FLYERS	4-OT	L
5/11	FLYERS	6	at	Buffalo	3	W

EASTERN CONFERENCE FINALS (4-1)

5/16	NY Rangers	1	at	FLYERS	3	W
5/18	NY Rangers	5	at	FLYERS	4	L
5/20	FLYERS	6	at	NY Rangers	3	W
5/23	FLYERS	3	at	NY Rangers	2	W
5/25	NY Rangers	2	at	FLYERS	4	W

STANLEY CUP FINALS (0-4)

5/31	Detroit	4	at	FLYERS	2	L
6/3	Detroit	4	at	FLYERS	2	L
6/5	FLYERS	1	at	Detroit	6	L
6/7	FLYERS	1	at	Detroit	2	L

1998

EASTERN CONFERENCE QUARTERFINALS (1-4)

4/22	Buffalo	3	at	FLYERS	2	L
4/24	Buffalo	2	at	FLYERS	3	W
4/27	FLYERS	1	at	Buffalo	6	L
4/29	FLYERS	1	at	Buffalo	4	L
5/1	Buffalo	3	at	FLYERS	2-OT	L

1999

EASTERN CONFERENCE QUARTERFINALS (2-4)

4/22	FLYERS	3	at	Toronto	0	W
4/24	FLYERS	1	at	Toronto	2	L
4/26	Toronto	2	at	FLYERS	1	L
4/28	Toronto	2	at	FLYERS	5	W
4/30	FLYERS	1	at	Toronto	2-OT	L
5/2	Toronto	1	at	FLYERS	0	L

2000

EASTERN CONFERENCE QUARTERFINALS (4-1)

4/13	Buffalo	2	at	FLYERS	3	W
4/14	Buffalo	1	at	FLYERS	2	W
4/16	FLYERS	2	at	Buffalo	0	W
4/18	FLYERS	2	at	Buffalo	3-OT	L
4/20	Buffalo	2	at	FLYERS	5	W

EASTERN CONFERENCE SEMIFINALS (4-2)

4/27	Pittsburgh	2	at	FLYERS	0	L
4/29	Pittsburgh	4	at	FLYERS	1	L
5/2	FLYERS	4	at	Pittsburgh	3-OT	W
5/4	FLYERS	2	at	Pittsburgh	1-5OT	W
5/7	Pittsburgh	3	at	FLYERS	6	W
5/9	FLYERS	2	at	Pittsburgh	1	W

EASTERN CONFERENCE FINALS (3-4)

5/14	New Jersey	4	at	FLYERS	1	L
5/16	New Jersey	3	at	FLYERS	4	W
5/18	FLYERS	4	at	New Jersey	2	W
5/20	FLYERS	3	at	New Jersey	1	W
5/22	New Jersey	4	at	FLYERS	1	L
5/24	FLYERS	1	at	New Jersey	2	L
5/26	New Jersey	2	at	FLYERS	1	L

2001

EASTERN CONFERENCE QUARTERFINALS (2-4)

4/11	Buffalo	2	at	FLYERS	1	L
4/14	Buffalo	4	at	FLYERS	3-OT	L
4/16	FLYERS	3	at	Buffalo	2	W
4/17	FLYERS	3	at	Buffalo	4-OT	L
4/19	Buffalo	1	at	FLYERS	3	W
4/21	FLYERS	0	at	Buffalo	8	L

2002

EASTERN CONFERENCE QUARTERFINALS (1-4)

4/17	Ottawa	0	at	FLYERS	1-OT	W
4/20	Ottawa	3	at	FLYERS	0	L
4/22	FLYERS	0	at	Ottawa	3	L
4/24	FLYERS	0	at	Ottawa	3	L
4/26	Ottawa	2	at	FLYERS	1-OT	L

2003

EASTERN CONFERENCE QUARTERFINALS (4-3)

4/9	Toronto	5	at	FLYERS	3	L
4/11	Toronto	1	at	FLYERS	4	W
4/14	FLYERS	3	at	Toronto	4-2OT	L
4/16	FLYERS	3	at	Toronto	2-3OT	W
4/19	Toronto	1	at	FLYERS	4	W
4/21	FLYERS	1	at	Toronto	2-2OT	L
4/22	Toronto	1	at	FLYERS	6	W

EASTERN CONFERENCE SEMIFINALS (2-4)

4/25	FLYERS	2	at	Ottawa	4	L
4/27	FLYERS	2	at	Ottawa	0	W
4/29	Ottawa	3	at	FLYERS	2-OT	L
5/1	Ottawa	0	at	FLYERS	1	W
5/3	FLYERS	2	at	Ottawa	5	L
5/5	Ottawa	5	at	FLYERS	1	L

2004

EASTERN CONFERENCE QUARTERFINALS (4-1)

4/8	New Jersey	2	at	FLYERS	3	W
4/10	New Jersey	2	at	FLYERS	3	W
4/12	FLYERS	2	at	New Jersey	4	L
4/14	FLYERS	3	at	New Jersey	0	W
4/17	New Jersey	1	at	FLYERS	3	W

EASTERN CONFERENCE SEMIFINALS (4-2)

4/22	Toronto	1	at	FLYERS	3	W
4/25	Toronto	1	at	FLYERS	2	W
4/28	FLYERS	1	at	Toronto	4	L
4/30	FLYERS	1	at	Toronto	3	L
5/2	Toronto	2	at	FLYERS	7	W
5/4	FLYERS	3	at	Toronto	2-OT	W

FLYERS STANLEY CUP PLAYOFF RESULTS-1967-2015

EASTERN CONFERENCE FINALS (3-4)

5/8	FLYERS	1	at	Tampa Bay	3	L
5/10	FLYERS	6	at	Tampa Bay	2	W
5/13	Tampa Bay	4	at	FLYERS	1	L
5/15	Tampa Bay	2	at	FLYERS	3	W
5/18	FLYERS	2	at	Tampa Bay	4	L
5/20	Tampa Bay	4	at	FLYERS	5-OT	W
5/22	FLYERS	1	at	Tampa Bay	2	L

2006

EASTERN CONFERENCE QUARTERFINALS (2-4)

4/22	FLYERS	2	at	Buffalo	3-2OT	L
4/24	FLYERS	2	at	Buffalo	8	L
4/26	Buffalo	2	at	FLYERS	4	W
4/28	Buffalo	4	at	FLYERS	5	W
4/30	FLYERS	0	at	Buffalo	3	L
5/2	Buffalo	7	at	FLYERS	1	L

2007 MISSED PLAYOFFS

2008

EASTERN CONFERENCE QUARTERFINALS (4-3)

4/11	FLYERS	4	at	Washington	5	L
4/13	FLYERS	2	at	Washington	0	W
4/15	Washington	3	at	FLYERS	6	W
4/17	Washington	3	at	FLYERS	4-2OT	W
4/19	FLYERS	2	at	Washington	3	L
4/21	Washington	4	at	FLYERS	2	L
4/22	FLYERS	3	at	Washington	2-OT	W

EASTERN CONFERENCE SEMIFINALS (4-1)

4/24	FLYERS	3	at	Montreal	4-OT	L
4/26	FLYERS	4	at	Montreal	2	W
4/28	Montreal	2	at	FLYERS	3	W
4/30	Montreal	2	at	FLYERS	4	W
5/3	FLYERS	6	at	Montreal	4	W

EASTERN CONFERENCE FINALS (1-4)

5/9	FLYERS	2	at	Pittsburgh	4	L
5/11	FLYERS	2	at	Pittsburgh	4	L
5/13	Pittsburgh	4	at	FLYERS	1	L
5/15	Pittsburgh	2	at	FLYERS	4	W
5/18	FLYERS	0	at	Pittsburgh	6	L

2009

EASTERN CONFERENCE QUARTERFINALS (2-4)

4/15	FLYERS	1	at	Pittsburgh	4	L
4/17	FLYERS	2	at	Pittsburgh	3-OT	L
4/19	Pittsburgh	3	at	FLYERS	6	W
4/21	Pittsburgh	3	at	FLYERS	1	L
4/23	FLYERS	3	at	Pittsburgh	0	W
4/25	Pittsburgh	5	at	FLYERS	3	L

2010

EASTERN CONFERENCE QUARTERFINALS (4-1)

4/14	FLYERS	2	at	New Jersey	1	W
4/16	FLYERS	3	at	New Jersey	5	L
4/18	New Jersey	2	at	FLYERS	3-OT	W
4/20	New Jersey	1	at	FLYERS	4	W
4/22	FLYERS	3	at	New Jersey	0	W

EASTERN CONFERENCE SEMIFINALS (4-3)

5/1	FLYERS	4	at	Boston	5-OT	L
5/3	FLYERS	2	at	Boston	3	L
5/5	Boston	4	at	FLYERS	1	L
5/7	Boston	4	at	FLYERS	5-OT	W
5/10	FLYERS	4	at	Boston	0	W
5/12	Boston	1	at	FLYERS	2	W
5/14	FLYERS	4	at	Boston	3	W

EASTERN CONFERENCE FINALS (4-1)

5/16	Montreal	0	at	FLYERS	6	W
5/18	Montreal	0	at	FLYERS	3	W
5/20	FLYERS	1	at	Montreal	5	L
5/22	FLYERS	3	at	Montreal	0	W
5/24	Montreal	2	at	FLYERS	4	W

STANLEY CUP FINAL (2-4)

5/29	FLYERS	5	at	Chicago	6	L
5/31	FLYERS	1	at	Chicago	2	L
6/2	Chicago	3	at	FLYERS	4-OT	W
6/4	Chicago	3	at	FLYERS	5	W
6/6	FLYERS	4	at	Chicago	7	L
6/9	Chicago	4	at	FLYERS	3-OT	L

2011

EASTERN CONFERENCE QUARTERFINALS (4-3)

4/14	Buffalo	1	at	FLYERS	0	L
4/16	Buffalo	4	at	FLYERS	5	W
4/18	FLYERS	4	at	Buffalo	2	W
4/20	FLYERS	0	at	Buffalo	1	L
4/22	Buffalo	4	at	FLYERS	3-OT	L
4/24	FLYERS	5	at	Buffalo	4-OT	W
4/26	Buffalo	2	at	FLYERS	5	W

EASTERN CONFERENCE SEMIFINALS (0-4)

4/30	Boston	7	at	FLYERS	3	L
5/2	Boston	3	at	FLYERS	2-OT	L
5/4	FLYERS	1	at	Boston	5	L
5/6	FLYERS	1	at	Boston	5	L

2012

EASTERN CONFERENCE QUARTERFINALS (4-2)

4/11	FLYERS	4	at	Pittsburgh	3-OT	W
4/13	FLYERS	8	at	Pittsburgh	5	W
4/15	Pittsburgh	4	at	FLYERS	8	W
4/18	Pittsburgh	10	at	FLYERS	3	L
4/20	FLYERS	2	at	Pittsburgh	3	L
4/22	Pittsburgh	1	at	FLYERS	5	W

EASTERN CONFERENCE SEMIFINALS (1-4)

4/29	New Jersey	3	at	FLYERS	4-OT	W
5/1	New Jersey	4	at	FLYERS	1	L
5/3	FLYERS	3	at	New Jersey	4-OT	L
5/6	FLYERS	2	at	New Jersey	4	L
5/8	New Jersey	3	at	FLYERS	1	L

2013 MISSED PLAYOFFS

FLYERS STANLEY CUP PLAYOFF RESULTS-1967-2015

2014

EASTERN CONFERENCE QUARTERFINALS

4/17	FLYERS	1	at	NY Rangers	4	L
4/20	FLYERS	4	at	NY Rangers	2	W
4/22	NY Rangers	4	at	FLYERS	1	L
4/25	NY Rangers	1	at	FLYERS	2	W
4/27	FLYERS	2	at	NY Rangers	4	L
4/29	NY Rangers	2	at	FLYERS	5	W
4/30	FLYERS	1	at	NY Rangers	2	L

2015 MISSED PLAYOFFS

FLYERS ALL-TIME PLAYOFF SCORING- 1967-2015

POS	PLAYER	GP	G	A	PTS	PIM	POS	PLAYER	GP	G	A	PTS	PIM
C	B. Clarke	136	42	77	119	152	C	M. Handzus	37	7	13	20	18
LW	B. Propp	116	52	60	112	121	C	T. Crisp	47	7	13	20	8
LW	B. Barber	129	53	55	108	109	RW	S. Kapanen	53	9	10	19	16
C	R. MacLeish	108	53	52	105	38	LW	A. Hill	51	8	11	19	43
LW	J. LeClair	116	35	39	74	68	C	D. Langkow	28	7	11	18	27
C	D. Briere	68	37	35	72	64	D	L. Goodenough	21	3	15	18	8
RW	T. Kerr	73	39	31	70	58	D	C. Pronger	26	4	14	18	36
RW	R. Leach	91	47	22	69	22	D	B. Marsh	66	5	12	17	95
*RW	C. Giroux	57	23	38	61	33	C	V. Prospal	22	4	13	17	10
RW	R. Tocchet	95	27	33	60	349	*C	R. J. Umberger	22	11	5	16	12
C	E. Lindros	50	24	33	57	118	D	K. Dykhuis	50	7	9	16	42
C	K. Linseman	41	11	42	53	135	LW	D. Schultz	61	7	9	16	363
D	M. Howe	82	8	45	53	30	C	D. Hawerchuk	29	5	11	16	12
C	R. Brind'Amour	57	24	27	51	31	D	K. Samuelsson	70	4	12	16	98
D	E. Desjardins	97	14	37	51	38	RW	T. Gorence	37	9	6	15	47
RW	P. Holmgren	67	19	31	50	181	RW	T. Amonte	31	4	11	15	10
C	M. Richards	63	16	34	50	49	D	Joe Watson	84	3	12	15	82
LW	S. Gagne	90	32	15	47	26	LW	J. van Riemsdyk	39	11	4	15	10
C	M. Bridgman	74	13	30	43	201	LW	S. Podein	51	6	8	14	86
C	P. Eklund	57	10	33	43	4	RW	M. Knuble	24	6	8	14	16
LW	S. Hartnell	75	16	25	41	112	D	D. McGillis	40	5	9	14	48
LW	R. Lonsberry	83	19	22	41	74	C	A. Zhamnov	18	4	10	14	8
D	B. Dailey	56	10	30	40	91	D	P. Svoboda	45	1	13	14	50
RW	M. Recchi	65	19	20	39	18	*RW	J. Voracek	18	4	10	14	12
C	D. Poulin	63	17	22	39	53	D	B. McCrimmon	46	7	6	13	55
D	Jim Watson	101	5	34	39	89	C	T. Bergen	17	4	9	13	8
RW	G. Dornhoefer	80	17	19	36	203	C	J. Otto	35	4	9	13	19
C	O. Kindrachuk	69	16	19	35	46	RW	B. Flett	28	3	10	13	21
RW	M. Renberg	50	14	20	34	24	D	J. Niinimaa	19	1	12	13	16
C	K. Primeau	58	12	22	34	63	RW	T. Klatt	36	8	4	12	12
C	Ron Sutter	69	6	27	33	149	RW	J. Lupul	18	5	7	12	4
D	B. Wilson	43	8	24	32	122	*C	B. Schenn	18	3	9	12	16
D	T. Bladon	78	8	24	32	68	C	M. Bullard	19	3	9	12	32
RW	I. Sinisalo	66	21	10	31	6	D	C. Therien	99	2	10	12	68
C	P. Zezel	56	10	21	31	49	D	E. VanImpe	57	1	11	12	121
D	D. Crossman	60	9	22	31	81	LW	L. Carson	44	3	8	11	56
RW	D. Saleski	82	13	17	30	131	*RW	W. Simmonds	18	5	6	11	58
D	A. Dupont	108	13	15	28	306	LW	D. Carcillo	33	5	6	11	69
D	M. Carle	51	3	23	26	18	D	D. Yushkevich	28	2	9	11	14
LW	V. Leino	30	10	16	26	6	D	K. Johnsson	33	2	9	11	18
LW	D. Smith	75	13	11	24	70	RW	K. Dineen	15	6	4	10	18
LW	M. Craven	44	9	15	24	28	RW	D. Zubrus	24	5	5	10	14
LW	B. Kelly	101	9	14	23	172	RW	A. Asham	29	5	4	9	16
D	K. Timonen	71	2	21	23	67	RW	P. Falloon	26	6	3	9	4
D	B. Coburn	72	2	21	23	55	RW	S. Nolet	31	6	3	9	8
C	J. Carter	47	13	3	21	34	RW	K. Jones	24	5	4	9	28
C	J. Roenick	36	7	14	21	30	D	K. Haller	21	4	5	9	18
RW	S. Mellanby	50	9	11	20	90	D	G. Murphy	19	2	7	9	13

FLYERS ALL-TIME PLAYOFF SCORING- 1967-2015

POS	PLAYER	GP	G	A	PTS	PIM
D	P. Coffey	17	1	8	9	6
D	A. Delmore	20	6	2	8	16
C	P. Forsberg	6	4	4	8	6
*RW	M. Read	18	4	4	8	8
RW	J. Jagr	11	1	7	8	2
C	D. Sittler	10	4	3	7	17
LW	J. Paterson	17	3	4	7	70
RW	S. Upshall	17	3	4	7	44
C	A. Lacroix	15	2	5	7	0
D	M. Busniuk	25	2	5	7	34
LW	D. Brashear	37	2	5	7	101
D	A. Meszaros	12	2	4	6	8
C	M. Talbot	11	4	2	6	10
RW	K. Versteeg	11	1	5	6	12
LW	B. Sutherland	11	2	4	6	0
C	A. Semenov	15	2	4	6	0
C	R. DiMaio	18	2	4	6	4
D	M. Timander	18	2	4	6	6
D	V. Malakhov	17	1	5	6	12
RW	J. Williams	17	1	5	6	12
D	T. Carkner	19	1	5	6	28
D	M. Ragnarsson	27	1	5	6	20
C	D. Powe	40	1	4	5	17
RW	Rich Sutter	19	5	0	5	44
C	C. Lapointe	14	2	3	5	14
C	K. Acton	16	2	3	5	18
D	E. Weinrich	18	2	3	5	16
C	F. Kennedy	7	1	4	5	14
C	D. Quinn	12	1	4	5	6
C	C. MacTavish	15	1	4	5	20
D	D. Hatcher	21	1	4	5	50
G	R. Hextall	84	1	4	5	111
D	J. Pitkanen	21	0	5	5	8
*C	S. Couturier	18	3	1	4	8
C	G. Peters	8	2	2	4	31
RW	B. Fedyk	9	2	2	4	8
C	R. Flockhart	9	2	2	4	6
RW	R. Allison	10	2	2	4	20
LW	R. Somik	15	2	2	4	10
D	T. Murray	18	2	2	4	10
LW	V. Zelepkun	22	2	2	4	16
RW	D. Brown	54	2	2	4	173
D	J. Gauthier	7	1	3	4	6
C	T. Tooke	10	1	3	4	2
C	K. Manderville	24	1	3	4	24
D	F. Bathe	27	1	3	4	42
LW	A. Secord	14	0	4	4	31
D	T. Harris	16	0	4	4	4
D	B. Ashbee	17	0	4	4	22
D	R. Lapointe	29	0	4	4	40
D	L. Krajicek	22	0	3	3	8
RW	R. Paiement	3	3	0	3	0
LW	D. Blackburn	11	3	0	3	10
RW	J. Akeson	7	2	1	3	4
D	E. Gustafsson	9	2	1	3	4
RW	B. Radivojevic	23	2	1	3	32
D	J. Mair	3	1	2	3	4
LW	C. LaForge	5	1	2	3	15
RW	P. Hannigan	7	1	2	3	9
*D	M. Streit	7	1	2	3	0
C	B. Corkum	12	1	2	3	6

POS	PLAYER	GP	G	A	PTS	PIM
C	J. Dowd	17	1	2	3	4
RW	J. Druce	17	1	2	3	6
D	D. Markov	18	1	2	3	25
LW	S. Antoski	20	1	2	3	38
RW	N. Zherdev	11	1	2	3	2
C	L. Hachborn	7	0	3	3	7
D	J. Modry	9	0	3	3	0
D	J. Miszuk	11	0	3	3	11
D	T. Eriksson	19	0	3	3	12
D	R. Jones	22	0	3	3	4
D	J. McIlhargey	24	0	3	3	66
RW	J. Paddock	3	2	0	2	0
C	C. Gratton	5	2	0	2	10
C	P. Nedved	6	2	0	2	8
RW	L. Rochefort	10	2	0	2	2
C	B. Clement	18	2	0	2	12
LW	C. Berube	45	2	0	2	100
C	S. Bernier	4	1	1	2	0
*D	A. MacDonald	7	1	1	2	8
LW	B. Selby	7	1	1	2	4
C	B. Dunlop	8	1	1	2	4
C	D. Nachbaur	9	1	1	2	17
D	G. Cochrane	11	1	1	2	24
LW	R. Fedotenko	11	1	1	2	6
D	E. Hospodar	23	1	1	2	71
C	B. Betts	34	1	1	2	4
D	L. Hillman	4	0	2	2	2
RW	A. Daigle	5	0	2	2	0
C	A. Oates	5	0	2	2	0
RW	D. Ververgaert	5	0	2	2	2
C	M. Bureau	6	0	2	2	2
D	S. Duchesne	6	0	2	2	2
C	J. Johnson	7	0	2	2	2
LW	P. Ranheim	11	0	2	2	2
G	G. Snow	13	0	2	2	11
D	R. Bailey	14	0	2	2	23
D	L. Kukkonen	14	0	2	2	6
D	R. Parent	27	1	1	2	8
LW	P. Thoresen	14	0	2	2	4
D	J. Smith	17	0	2	2	4
D	M. Dvorak	18	0	2	2	6
D	J. Wells	18	0	2	2	51
D	J. Chychrun	19	0	2	2	65
C	P. White	19	0	2	2	0
RW	I. Laperriere	13	0	1	1	6
C	M. Sillinger	3	1	0	1	0
D	D. Cherry	4	1	0	1	4
LW	B. Lesuk	4	1	0	1	8
D	D. Babych	5	1	0	1	4
*D	L. Schenn	7	1	0	1	0
C	J. Ross	9	1	0	1	0
LW	B. Savage	6	1	0	1	4
C	J. Montgomery	8	1	0	1	2
D	J. J. Daigneault	9	1	0	1	0
LW	D. Kordic	12	1	0	1	22
C	P. Sharp	12	1	0	1	2
LW	P. Juhlin	13	1	0	1	2
D	B. Hoffmeyer	3	0	1	1	25
D	A. Stanley	3	0	1	1	4
RW	M. Beyers	4	0	1	1	0
RW	M. Greig	5	0	1	1	0

FLYERS ALL-TIME PLAYOFF SCORING- 1967-2015

POS	PLAYER	GP	G	A	PTS	PIM
D	P. Kubina	5	0	1	1	12
G	R. Moore	5	0	1	1	0
RW	G. Morrison	5	0	1	1	2
C	D. Plante	5	0	1	1	0
D	A. Alberts	6	0	1	1	10
LW	M. Andersson	6	0	1	1	2
RW	S. Downie	6	0	1	1	10
D	D. Gauthier	6	0	1	1	19
LW	S. McCarthy	6	0	1	1	0
D	F. Meyer	6	0	1	1	8
D	M. Sykora	6	0	1	1	0
RW	A. Hall	7	0	1	1	7
C	E. Hoekstra	7	0	1	1	0
*LW	M. Raffl	7	0	1	1	0
D	L. Zeidel	7	0	1	1	12
LW	J. Gendron	8	0	1	1	6
D	J. Vandermeer	8	0	1	1	9
C	M. Murray	9	0	1	1	4
D	K. McCarthy	10	0	1	1	8
G	B. Froese	12	0	1	1	2
D	N. Grossmann	13	0	1	1	10
C	D. Lacroix	16	0	1	1	26
D	A. Burt	17	0	1	1	8
G	M. Biron	23	0	1	1	2
G	P. Lindbergh	23	0	1	1	8
G	W. Stephenson	23	0	1	1	2
RW	J. Hull	30	0	1	1	8
D	L. Richardson	34	0	1	1	49
G	M. Belhumeur	1	0	0	0	0
D	M.A. Bourdon	1	0	0	0	0
D	H. Gill	1	0	0	0	0
D	C. Joseph	1	0	0	0	2
RW	D. Laliberte	1	0	0	0	2
RW	A. MacAdam	1	0	0	0	0
D	M. Mantha	1	0	0	0	0
LW	R. Romaniuk	1	0	0	0	0
G	D. Roussel	1	0	0	0	0
D	L. Sbisá	1	0	0	0	2
D	J. Slaney	1	0	0	0	0
LW	M. Stankewicz	1	0	0	0	0
D	D. Tertyshny	1	0	0	0	2
D	R. Zettler	1	0	0	0	2
RW	P. Brendl	2	0	0	0	0
LW	J. Shelley	2	0	0	0	2
RW	B. Dobbin	2	0	0	0	17
LW	B. Eager	2	0	0	0	26
G	B. Gamble	2	0	0	0	0
G	M. Laforest	2	0	0	0	10
D	C. McAllister	2	0	0	0	0
G	A. Niittymäki	2	0	0	0	0
D	B. Root	2	0	0	0	0
RW	P. J. Stock	2	0	0	0	0
LW	R. Cote	3	0	0	0	0
RW	G. Dionne	3	0	0	0	4
RW	P. Guay	3	0	0	0	4
D	M. Petit	3	0	0	0	6
G	G. Resch	3	0	0	0	0
D	D. Seidenberg	3	0	0	0	0
D	F. Arthur	4	0	0	0	2
C	H. Bennett	4	0	0	0	2
D	B. Hughes	4	0	0	0	6

POS	PLAYER	GP	G	A	PTS	PIM
LW	D. McAmmond	4	0	0	0	2
C	G. Meehan	4	0	0	0	0
RW	L. Morrison	4	0	0	0	2
RW	J. Sacco	4	0	0	0	0
RW	D. Sarrazin	4	0	0	0	0
LW	D. Sulliman	4	0	0	0	0
RW	N. Dimitrakos	5	0	0	0	2
D	W. Huber	5	0	0	0	2
D	D. Richter	5	0	0	0	21
D	M. Stothers	5	0	0	0	11
C	A. Stratton	5	0	0	0	0
G	K. Wregget	5	0	0	0	16
G	S. Burke	6	0	0	0	0
G	P. Myre	6	0	0	0	0
D	M. Rathje	6	0	0	0	6
D	G. Smyth	6	0	0	0	40
G	J. Vanbiesbrouck	6	0	0	0	2
C	L. Angotti	7	0	0	0	2
D	O. Bartulis	7	0	0	0	4
D	M. Eaton	7	0	0	0	0
LW	T. Fedoruk	7	0	0	0	22
LW	B. Cowick	8	0	0	0	9
LW	C. Forbes	8	0	0	0	2
D	L. Hale	8	0	0	0	12
D	W. Hillman	8	0	0	0	0
D	K. Huffman	8	0	0	0	2
D	R. MacSweyn	8	0	0	0	6
D	A. Lilja	10	0	0	0	6
G	R. St. Croix	10	0	0	0	0
D	D. Syvret	10	0	0	0	0
LW	E. Vellwood	11	0	0	0	2
RW	A. Nodl	12	0	0	0	0
D	N. Barnes	12	0	0	0	8
LW	D. Hoyda	12	0	0	0	17
C	Z. Rinaldo	14	0	0	0	64
G	D. Favell	16	0	0	0	2
D	D. Stanley	17	0	0	0	30
G	P. Peeters	20	0	0	0	2
G	B. Boucher	21	0	0	0	0
G	R. Cechmanek	23	0	0	0	0
G	R. Esche	25	0	0	0	10
G	B. Parent	63	0	0	0	8

*Still active on Flyers roster

FLYERS ALL-TIME PLAYOFF GOALTENDER RECORDS-1967-2015

PLAYER	GP	MINS	GA	SO	AVG	W	L
Johan Backlund	1	1	0	0	0.00	0	0
Dominic Roussel	1	23	0	0	0.00	0	0
Mark LaForest	2	48	1	0	1.25	1	0
John Vanbiesbrouck	6	369	9	1	1.46	2	4
*Steve Mason	5	243	8	0	1.97	2	2
Brian Boucher	42	2,384	94	2	3.13	21	18
Ken Wregget	5	268	10	0	2.24	2	2
Roman Cechmanek	23	1,441	56	3	2.33	9	14
Bernie Parent	63	3,824	152	6	2.38	35	28
Michael Leighton	15	827	35	3	3.43	8	4
Phil Myre	6	384	16	1	2.50	5	1
Robert Esche	25	1,405	64	1	2.73	13	11
Glenn Resch	3	43	2	0	2.79	0	0
Garth Snow	13	700	33	0	2.83	8	4
Wayne Stephenson	23	1,362	65	2	2.86	10	10
Martin Biron	23	1,423	68	2	2.87	11	12
Ron Hextall	84	4,926	242	2	2.95	45	36
Rick St.Croix	10	561	28	1	2.99	4	6
Doug Favell	16	969	50	1	3.10	6	10
Pelle Lindbergh	23	1,214	63	3	3.11	12	10
Pete Peeters	20	1,199	66	1	3.30	11	8
Ilya Bryzgalov	11	642	37	0	3.46	5	7
Ray Emery	3	172	10	0	3.49	1	2
Sean Burke	6	323	18	0	3.54	1	4
Bob Froese	12	593	37	0	3.74	2	6
Robbie Moore	5	268	18	0	4.03	3	2
Antero Niittymaki	2	73	5	0	4.11	0	0
Sergei Bobrovsky	7	223	15	0	5.67	0	2
Bruce Gamble	2	120	12	0	6.00	0	2
Michel Belhumeur	1	10	1	0	6.00	0	0

*Still active on Flyers roster

FLYERS ALL-TIME PLAYOFF LEADERS-1967-2015

POINTS BY POSITION

CENTER	GP	G	A	PTS
Bobby Clarke	136	42	77	119
Rick MacLeish	108	53	52	105
Danny Briere	68	37	35	72
*Claude Giroux	57	23	38	61
Eric Lindros	50	24	33	57
Ken Linseman	41	11	42	53
Rod Brind'Amour	57	24	27	51
RIGHT WING				
Tim Kerr	73	39	31	70
Reggie Leach	91	47	22	69
Rick Tocchet	95	27	33	60
Paul Holmgren	67	19	31	50
Mark Recchi	65	19	20	39
LEFT WING				
Brian Propp	116	52	60	112
Bill Barber	129	53	55	108
John LeClair	116	35	39	74
Simon Gagne	71	23	12	47
Scott Hartnell	75	16	25	41
Ross Lonsberry	83	19	22	41
DEFENSE				
Mark Howe	82	8	45	53
Eric Desjardins	97	14	37	51
Bob Dailey	56	10	30	40
Jim Watson	101	5	34	39
Behn Wilson	43	8	24	32
Tom Bladon	78	8	24	32

CATEGORY LEADERS

GOAL LEADERS	
Bill Barber.....	53
Rick MacLeish.....	53
Brian Propp.....	52
Reggie Leach.....	47
Bobby Clarke.....	42
ASSIST LEADERS	
Bobby Clarke.....	77
Brian Propp.....	60
Bill Barber.....	55
Rick MacLeish.....	52
Mark Howe.....	45
GAMES PLAYED	
Bobby Clarke.....	136
Bill Barber.....	129
John LeClair.....	116
Brian Propp.....	116
Rick MacLeish.....	108
Andre Dupont.....	108
GOALTENDER WINS	
Ron Hextall.....	45
Bernie Parent.....	35
Brian Boucher.....	21
Robert Esche.....	13
Pelle Lindbergh.....	12
Martin Biron.....	11
Pete Peeters.....	11

FLYERS ALL-TIME PLAYOFF GAME-WINNING-GOALS-1967-2015

Rick MacLeish.....	10#	Trent Klatt.....	2	Kim Johnsson.....	1
Reggie Leach.....	8	Daymond Langkow.....	2	Sami Kapanen.....	1
John LeClair.....	8	Ville Leino.....	3	Mike Knuble.....	1
Danny Briere.....	9	Brad McCrimmon.....	2	Joffrey Lupul.....	1
Bobby Clarke.....	7	Shjon Podein.....	2	Danny Markov.....	1
Brian Propp.....	7	Jeremy Roenick.....	2	Scott Mellanby.....	1
Bill Barber.....	6	Derrick Smith.....	2	Gord Murphy.....	1
Simon Gagne.....	6	RJ Umberger.....	2	Don Nachbaur.....	1
Tim Kerr.....	6	*Jakub Voracek.....	2	Janne Niinimaa.....	1
Rick Tocchet.....	6	Behn Wilson.....	2	Joel Otto.....	1
Ken Linseman.....	5	Peter Zedel.....	2	Rosaire Paiement.....	1
Ross Lonsberry.....	5	Shawn Antoski.....	1	Marcus Ragnarsson.....	1
Ilkka Sinisalo.....	5	Arron Asham.....	1	*Matt Read.....	1
Eric Desjardins.....	4	Todd Bergen.....	1	Michael Richards.....	1
Gary Dornhoefer.....	4	Craig Berube.....	1	Leon Rochefort.....	1
Eric Lindros.....	4	Don Blackburn.....	1	Kjell Samuelsson.....	1
Keith Primeau.....	4	Tom Bladon.....	1	*Luke Schenn.....	1
Mel Bridgman.....	3	Braydon Coburn.....	1	Dave Schultz.....	1
Orest Kindrachuk.....	3	Terry Crisp.....	1	Ron Sutter.....	1
Dave Poulin.....	3	JJ Daigneault.....	1	Chris Therien.....	1
Mark Recchi.....	3	Rob DiMaio.....	1	Mattias Timander.....	1
Don Saleski.....	3	Kevin Dineen.....	1	Scottie Upshall.....	1
Rod Brind'Amour.....	2	Pelle Eklund.....	1	James van Riemsdyk.....	1
Jeff Carter.....	2	Ruslan Fedotenko.....	1	Jim Watson.....	1
Murray Craven.....	2	Bill Flett.....	1	Justin Williams.....	1
Bob Dailey.....	2	Erik Gustafsson.....	1	Dmitry Yushkevich.....	1
Andy Delmore.....	2	Kevin Haller.....	1	Alexei Zhamnov.....	1
Andre Dupont.....	2	Michal Handzus.....	1	Nikolay Zherdev.....	1
Karl Dykhuis.....	2	Scott Hartnell.....	1	Valeri Zelepukin.....	1
Peter Forsberg.....	2	Dale Hawerchuk.....	1	Dainius Zubrus.....	1
*Claude Giroux.....	2	Al Hill.....	1		
Paul Holmgren.....	2	Mark Howe.....	1		
Bob Kelly.....	2#	Jaromir Jagr.....	1		

Includes Stanley Cup Winner

* Still Active On Flyers Roster

FLYERS PLAYOFF RECORDS-1967-2015

FLYERS STANLEY CUP RECORDS

YEARS IN PLAYOFFS	— 37 of 47 years (of play)
GAMES PLAYED	— 421
GAMES WON	— 217
GAMES LOST	— 204
SERIES PLAYED	— 78
SERIES WON	— 43
SERIES LOST	— 35
FINALS APPEARANCES	— 8

CHRONOLOGY

1968	FLYERS LOST QUARTERFINAL SERIES TO ST. LOUIS, 4-3
1969	FLYERS LOST QUARTERFINAL SERIES TO ST. LOUIS, 4-0
1970	FLYERS MISSED PLAYOFFS
1971	FLYERS LOST QUARTERFINAL SERIES TO CHICAGO, 4-0
1972	FLYERS MISSED PLAYOFFS
1973	FLYERS WON QUARTERFINAL SERIES FROM MINNESOTA, 4-2 FLYERS LOST SEMIFINAL SERIES TO MONTREAL, 4-1
1974	FLYERS WON QUARTERFINAL SERIES FROM ATLANTA, 4-0 FLYERS WON SEMIFINAL SERIES FROM NY RANGERS, 4-3 FLYERS WON FINAL SERIES FROM BOSTON, 4-2 FOR THE STANLEY CUP
1975	FLYERS WON QUARTERFINAL SERIES FROM TORONTO, 4-0 FLYERS WON SEMIFINAL SERIES FROM NY ISLANDERS, 4-3 FLYERS WON FINAL SERIES FROM BUFFALO, 4-2 FOR THE STANLEY CUP

1976	FLYERS WON QUARTERFINAL SERIES FROM TORONTO, 4-3 FLYERS WON SEMIFINAL SERIES FROM BOSTON, 4-1 FLYERS LOST FINAL SERIES TO MONTREAL, 4-0
1977	FLYERS WON QUARTERFINAL SERIES FROM TORONTO, 4-2 FLYERS LOST SEMIFINAL SERIES TO BOSTON, 4-0
1978	FLYERS WON PRELIMINARY SERIES FROM COLORADO, 2-0 FLYERS WON QUARTERFINAL SERIES FROM BUFFALO, 4-1 FLYERS LOST SEMIFINAL SERIES TO BOSTON, 4-1
1979	FLYERS WON PRELIMINARY SERIES FROM VANCOUVER, 2-1 FLYERS LOST QUARTERFINAL SERIES TO NY RANGERS, 4-1
1980	FLYERS WON PRELIMINARY SERIES FROM EDMONTON, 3-0 FLYERS WON QUARTERFINAL SERIES FROM NY RANGERS, 4-1 FLYERS WON SEMIFINAL SERIES FROM MINNESOTA, 4-1 FLYERS LOST FINAL SERIES TO NY ISLANDERS, 4-2
1981	FLYERS WON PRELIMINARY SERIES FROM QUEBEC, 3-2 FLYERS LOST QUARTERFINAL SERIES TO CALGARY, 4-3
1982	FLYERS LOST DIVISIONAL SEMIFINAL SERIES TO NY RANGERS, 3-1
1983	FLYERS LOST DIVISIONAL SEMIFINAL SERIES TO NY RANGERS, 3-0
1984	FLYERS LOST DIVISIONAL SEMIFINAL SERIES TO WASHINGTON, 3-0

FLYERS PLAYOFF RECORDS-1967-2015

- 1985 FLYERS WON DIVISIONAL SEMIFINAL SERIES FROM NY RANGERS, 3-0
FLYERS WON DIVISIONAL FINAL SERIES FROM NY ISLANDERS, 4-1
FLYERS WON CONFERENCE FINAL SERIES FROM QUEBEC, 4-2
FLYERS LOST FINAL SERIES TO EDMONTON, 4-1
- 1986 FLYERS LOST DIVISIONAL SEMIFINAL SERIES TO NY RANGERS, 3-2
- 1987 FLYERS WON DIVISIONAL SEMIFINAL SERIES FROM NY RANGERS, 4-2
FLYERS WON DIVISIONAL FINAL SERIES FROM NY ISLANDERS, 4-3
FLYERS WON CONFERENCE FINAL SERIES FROM MONTREAL, 4-2
FLYERS LOST FINAL SERIES TO EDMONTON, 4-3
- 1988 FLYERS LOST DIVISIONAL SEMIFINAL SERIES TO WASHINGTON, 4-3
- 1989 FLYERS WON DIVISIONAL SEMIFINAL SERIES FROM WASHINGTON, 4-2
FLYERS WON DIVISIONAL FINAL SERIES FROM PITTSBURGH, 4-3
FLYERS LOST CONFERENCE FINAL SERIES TO MONTREAL, 4-2
- 1990 FLYERS MISSED PLAYOFFS
- 1991 FLYERS MISSED PLAYOFFS
- 1992 FLYERS MISSED PLAYOFFS
- 1993 FLYERS MISSED PLAYOFFS
- 1994 FLYERS MISSED PLAYOFFS
- 1995 FLYERS WON CONFERENCE QUARTERFINAL SERIES FROM BUFFALO, 4-1
FLYERS WON CONFERENCE SEMIFINAL SERIES FROM NY RANGERS, 4-0
FLYERS LOST CONFERENCE FINAL TO NEW JERSEY, 4-2
- 1996 FLYERS WON CONFERENCE QUARTERFINAL SERIES FROM TAMPA BAY, 4-2
FLYERS LOST CONFERENCE SEMIFINAL SERIES TO FLORIDA, 4-2
- 1997 FLYERS WON CONFERENCE QUARTERFINAL SERIES FROM PITTSBURGH, 4-1
FLYERS WON CONFERENCE SEMIFINAL SERIES FROM BUFFALO, 4-1
FLYERS WON CONFERENCE FINAL SERIES FROM NY RANGERS, 4-1
FLYERS LOST FINAL SERIES TO DETROIT, 4-0
- 1998 FLYERS LOST CONFERENCE QUARTERFINAL SERIES TO BUFFALO, 4-1
- 1999 FLYERS LOST CONFERENCE QUARTERFINAL SERIES TO TORONTO, 4-2
- 2000 FLYERS WON CONFERENCE QUARTERFINAL SERIES FROM BUFFALO, 4-1
FLYERS WON CONFERENCE SEMIFINAL SERIES FROM PITTSBURGH, 4-2
FLYERS LOST CONFERENCE FINAL SERIES TO NEW JERSEY, 4-3
- 2001 FLYERS LOST CONFERENCE QUARTERFINAL SERIES TO BUFFALO, 4-2
- 2002 FLYERS LOST CONFERENCE QUARTERFINAL SERIES TO OTTAWA, 4-1
- 2003 FLYERS WON CONFERENCE QUARTERFINAL SERIES FROM TORONTO, 4-3
FLYERS LOST CONFERENCE SEMIFINAL SERIES TO OTTAWA, 4-2
- 2004 FLYERS WON CONFERENCE QUARTERFINAL SERIES FROM NEW JERSEY, 4-1
FLYERS WON CONFERENCE SEMIFINAL SERIES FROM TORONTO, 4-2
FLYERS LOST CONFERENCE FINAL SERIES TO TAMPA BAY, 4-3
- 2006 FLYERS LOST CONFERENCE QUARTERFINAL SERIES TO BUFFALO, 4-2
- 2007 FLYERS MISSED PLAYOFFS
- 2008 FLYERS WON CONFERENCE QUARTERFINAL SERIES FROM WASHINGTON, 4-3
FLYERS WON CONFERENCE SEMIFINAL SERIES FROM MONTREAL, 4-1
FLYERS LOST CONFERENCE FINAL SERIES TO PITTSBURGH, 4-1
- 2009 FLYERS LOST CONFERENCE QUARTERFINAL SERIES TO PITTSBURGH, 4-2
- 2010 FLYERS WON CONFERENCE QUARTERFINAL SERIES FROM NEW JERSEY, 4-1
FLYERS WON CONFERENCE SEMIFINAL SERIES FROM BOSTON, 4-3
FLYERS WON CONFERENCE FINAL SERIES FROM MONTREAL, 4-1
FLYERS LOST FINAL SERIES TO CHICAGO, 4-2
- 2011 FLYERS WON CONFERENCE QUARTERFINAL SERIES FROM BUFFALO, 4-3
FLYERS LOST CONFERENCE SEMIFINAL SERIES TO BOSTON, 4-0
- 2012 FLYERS WON CONFERENCE QUARTERFINAL SERIES FROM PITTSBURGH 4-2
FLYERS LOST CONFERENCE SEMIFINAL SERIES TO NEW JERSEY 4-1
- 2013 FLYERS MISSED PLAYOFFS
- 2014 FLYERS LOST CONFERENCE QUARTERFINAL SERIES TO NY RANGERS 4-3
- 2015 FLYERS MISSED PLAYOFFS
- TEAM RECORDS: PLAYOFF STREAKS**
- LONGEST...**
- WIN STREAK-8 GAMES
1974 Finals #6 through 1975 Semifinals #3 May 19, 1974 through May 4, 1975
- WIN STREAK AT HOME-13 GAMES
1974 Quarterfinals #1 through 1975 Semifinals #2 April 9, 1974 through May 1, 1975
- WIN STREAK ON ROAD-5 GAMES
1995 Conference Quarterfinals #4 through Conference Finals #4 May 12, 1995 through June 10, 1995
1997 Conference Semifinals #1 through Conference Finals #4 May 3, 1997 through May 23, 1997
2000 Conference Semifinals #3 through Conference Finals #4 May 2, 2000 through May 20, 2000
- LOSING STREAK -- 10 GAMES
1968 Quarterfinals #7 through 1973 Quarterfinals #1 April 18, 1968 through April 4, 1973
- LOSING STREAK AT HOME -- 6 GAMES
1981 Quarterfinals #7 through 1984 Division Semifinals #3 April 26, 1981 through April 7, 1984

FLYERS PLAYOFF RECORDS-1967-2015

LOSING STREAK ON ROAD -- 7 GAMES

1980 Finals #3 through 1981 Quarterfinals #4 May 17, 1980 through April 20, 1981

TEAM RECORDS: PLAYOFF YEAR

MOST...

GAMES PLAYED*	– 26,	1987
GOALS	– 85,	1974
ASSISTS	– 132,	1987
GOALS AGAINST	– 73,	1987
PENALTY MINUTES	– 714,	1987
POWER PLAY GOALS	– 23,	2010
SHORTHANDED GOALS	– 8,	1989
SHUTOUTS	– 5,	1975, 2010

TEAM RECORDS: PLAYOFF SERIES

MOST...

GOALS-33	vs. Toronto, 1976 Quarterfinals
GOALS, TWO-GAME SERIES-6	vs. Colorado, 1978 Preliminary series
GOALS, THREE-GAME SERIES-15	vs. Vancouver, 1979 Preliminary series
GOALS, FOUR-GAME SERIES-18	vs. Toronto, 1975 Quarterfinals vs. NY Rangers, 1995 Conference Semifinals
GOALS, FIVE-GAME SERIES-27	vs. Minnesota, 1980 Semifinals
GOALS, SIX-GAME SERIES – 30	vs. Pittsburgh, 2012 Conference Quarterfinals
GOALS, SEVEN-GAME SERIES-33	vs. Toronto, 1976 Quarterfinals
GOALS AGAINST-28	vs. NY Rangers, 1979 Quarterfinals
GOALS AGAINST, TWO-GAME SERIES-3	vs. Colorado, 1978 Preliminary series
GOALS AGAINST, THREE-GAME SERIES-18	vs. NY Rangers, 1983 Preliminary series
GOALS AGAINST, FOUR-GAME SERIES-20	vs. Chicago, 1971 Quarterfinals
GOALS AGAINST, FIVE-GAME SERIES-28	vs. NY Rangers, 1979 Quarterfinals
GOALS AGAINST, SIX-GAME SERIES – 26	vs. NY Islanders, 1980 Finals vs. Pittsburgh, 2012 Conference Quarterfinals
GOALS AGAINST, SEVEN-GAME SERIES-23	vs. Toronto, 1976 Quarterfinals
GOALS, BOTH TEAMS-56	vs. Toronto (FLYERS 33/Toronto 23), 1976 Quarterfinals vs. Pittsburgh (Flyers 30/Pittsburgh 36), 2012 Quarterfinals
GOALS, BOTH TEAMS, TWO-GAME SERIES-9	vs. Colorado (FLYERS 6/Colorado 3), 1978 Preliminary series
GOALS, BOTH TEAMS, THREE-GAME SERIES-27	vs. NY Rangers (FLYERS 9/Rangers 18), 1983 Division Semifinals
GOALS, BOTH TEAMS, FOUR-GAME SERIES-34	vs. NY Rangers (Rangers 19/FLYERS 15), 1982 Division Semifinals

GOALS, BOTH TEAMS, FIVE-GAME SERIES-41

vs. Minnesota (FLYERS 27/Minnesota 14), 1980 Semifinals

GOALS, BOTH TEAMS, SIX-GAME SERIES – 56

vs. Pittsburgh (Flyers 30/Penguins 26), 2012 Quarterfinals

GOALS, BOTH TEAMS, SEVEN-GAME SERIES-56

vs. Toronto (FLYERS 33/Toronto 23), 1976 Quarterfinals

PENALTIES-95

vs. Washington, 1988 Division Semifinals

PENALTIES BY OPPONENT-82

vs. Washington, 1988 Division Semifinals

PENALTIES, BOTH TEAMS-177

vs. Washington, 1988 Division Semifinals

PENALTY MINUTES-298

vs. Washington, 1988 Division Semifinals

PENALTY MINUTES BY OPPONENT-230

vs. Toronto, 1976 Quarterfinals

PENALTY MINUTES, BOTH TEAMS-525

vs. Toronto, 1976 Quarterfinals

POWER PLAY GOALS – 12

vs. Pittsburgh, 2012 Conference Quarterfinals

POWER PLAY GOALS AGAINST**-15

vs. NY Islanders, 1980 Finals

POWER PLAY GOALS, BOTH TEAMS**-21

vs. NY Islanders (Islanders 15/FLYERS 6), 1980 Finals

vs. Pittsburgh (FLYERS 11/Pittsburgh 10), 1989 Division Finals

SHORTHANDED GOALS-4

vs. Pittsburgh, 1989 Division Finals

SHUTOUTS-3

vs. Montreal, 2010 Conf. Finals

SHUTOUTS AGAINST-3

vs. Ottawa, 2002 Eastern Conference Quarterfinals

FEWEST...

GOALS-2

vs. Ottawa, 2002 Eastern Conference Quarterfinals

GOALS, TWO-GAME SERIES-6

vs. Colorado, 1978 Preliminary series

GOALS, THREE-GAME SERIES-5

vs. Washington, 1984 Division Semifinals

GOALS, FOUR-GAME SERIES-3

vs. St. Louis, 1969 Quarterfinals

GOALS, FIVE-GAME SERIES*-2

vs. Ottawa, 2002 Eastern Conference Quarterfinals

GOALS, SIX-GAME SERIES-10

vs. Ottawa, 2003 Eastern Conference Semifinals

GOALS, SEVEN-GAME SERIES-15

vs. New Jersey, 2000 Conference Finals

GOALS AGAINST-3

vs. Colorado, 1978 Preliminary series

GOALS AGAINST, TWO-GAME SERIES-3

vs. Colorado, 1978 Preliminary series

GOALS AGAINST, THREE-GAME SERIES-6

vs. Edmonton, 1980 Preliminary series

GOALS AGAINST, FOUR-GAME SERIES-6

vs. Atlanta, 1974 Quarterfinals

vs. Toronto, 1975 Quarterfinals

FLYERS PLAYOFF RECORDS-1967-2015

GOALS AGAINST, FIVE-GAME SERIES-7

vs. Montreal, 2010 Conf. Finals
vs. NY Rangers, 1980 Quarterfinals

GOALS AGAINST, SIX-GAME SERIES-9

vs. Toronto, 1999 Conference Quarterfinals

GOALS AGAINST, SEVEN-GAME SERIES-16

vs. NY Islanders, 1975 Semifinals
vs. Toronto, 2003 Eastern Conference Quarterfinals

GOALS, BOTH TEAMS-9

vs. Colorado (FLYERS 6/Colorado 3), 1978 Preliminary series

GOALS, BOTH TEAMS, TWO-GAME SERIES-9

vs. Colorado (FLYERS 6/Colorado 3), 1978 Preliminary series

GOALS, BOTH TEAMS, THREE-GAME SERIES-18

vs. Edmonton (FLYERS 12/Edmonton 6), 1980 Preliminary series

GOALS, BOTH TEAMS, FOUR-GAME SERIES-20

vs. St. Louis (St. Louis 17/FLYERS 3), 1969 Quarterfinals

GOALS, BOTH TEAMS, FIVE-GAME SERIES-13

vs. Ottawa (FLYERS 2/Senators 11), 2002 Eastern Conference Quarterfinals

GOALS, BOTH TEAMS, SIX-GAME SERIES-20

vs. Toronto (FLYERS 11/Toronto 9), 1999 Conference Quarterfinals

GOALS, BOTH TEAMS, SEVEN-GAME SERIES-33

vs. New Jersey (New Jersey 18/FLYERS 15), 2000 Conference Finals

PENALTY MINUTES-29

vs. Colorado, 1978 Preliminary series

TEAM RECORDS: PLAYOFF GAME

MOST...

DECISIVE WIN-7-0

vs. Minnesota, 1980 Semifinals #2, May 1, 1980

DECISIVE WIN AT HOME-7-0

vs. Minnesota, 1980 Semifinals #2, May 1, 1980

DECISIVE WIN ON ROAD-7-1

vs. NY Rangers, 1986 Division Semifinals #4, April 14, 1986

DECISIVE LOSS-8-0

at Buffalo, 2001 Conf. Quarterfinals #6, April 21, 2001

DECISIVE LOSS AT HOME-7-1

vs. NY Rangers, 1979 Quarterfinals #2, April 18, 1979

DECISIVE LOSS ON ROAD-8-0

at Buffalo, 2001 Conf. Quarterfinals #6, April 21, 2001

GOALS-9

vs. Calgary, 1981 Quarterfinals #5, April 22, 1981

GOALS AGAINST-10

vs. Pittsburgh, 1989 Division Finals, #5, April 25, 1989
vs. Pittsburgh, 2012 Quarterfinals, #4, April 18, 2012

GOALS, BOTH TEAMS-17

at Pittsburgh (Pittsburgh 10/FLYERS 7), 1989 Division Finals, #5, April 25, 1989

POWER PLAY GOALS, BOTH TEAMS-7

vs. NY Rangers, 1985 Division Semifinals #3, April 13, 1985
at New York, FLYERS 6 (4 PP goals), Rangers 5 (3 PP goals)
vs. Pittsburgh, 2012 Conference Quarterfinals #4, April 18, 2012, vs. Pittsburgh, Pittsburgh 10 (4 PP goals), Flyers 3 (3 PP goals)

PENALTY MINUTES-107

vs. Toronto, 1976 Quarterfinals #3, April 15, 1976

PENALTY MINUTES BY OPPONENT-94

vs. Toronto, 1976 Quarterfinals #6, April 22, 1976

PENALTY MINUTES, BOTH TEAMS-185

vs. Toronto (Toronto 94/FLYERS 91), 1976 Quarterfinals #6, April 22, 1976

SHOTS ON GOAL-53

at Pittsburgh, 1997 Conference Quarterfinals #3, April 21, 1997

SHOTS ON GOAL AGAINST-64

vs. St. Louis, 1968 Quarterfinals #6, April 16, 1968

SHOTS ON GOAL DURING AN OVERTIME GAME-75

at Toronto (3-OT), 2003 Conference Quarterfinals #4, April 16, 2003

SHOTS ON GOAL, BOTH TEAMS-107

vs. St. Louis (St. Louis 64/FLYERS 43), 1968 Quarterfinals #6, April 16, 1968

SHOTS ON GOAL DURING AN OVERTIME GAME, BOTH TEAMS-130

at Pittsburgh-50T (FLYERS 72/Pittsburgh 58) 2000 Conference Semifinal #4, May 4, 2000

FEWEST...

SHOTS ON GOAL-13

at New Jersey, 2000 Conference Final #6, May 24, 2000

SHOTS ON GOAL, BOTH TEAMS-33

vs. Florida (FLYERS 18/Florida 15) 1996 Conference Semifinals #1, May 2, 1996

FASTEST...

GOAL AGAINST-15 seconds

at Pittsburgh, Sydney Crosby
2012 Conference Quarterfinals #2, April 13, 2012

TWO GOALS, FLYERS-13 seconds

vs. Toronto, GARY DORNHOEFER, 11:24 of 2nd period
and DON SALESKI, 11:37 of 2nd period.
1976 Quarterfinals, Game 5, April 20, 1976

THREE GOALS, BOTH TEAMS-31 SECONDS

vs. Edmonton, Wayne Gretzky, 1:10 of 1st period
Wayne Gretzky, 1:25 of 1st period
DERRICK SMITH, 1:41 of 1st period
1985 Finals #3, May 25, 1985

FOUR GOALS, BOTH TEAMS*-1 minute 33 seconds

vs. Toronto, DON SALESKI, 10:03 of 2nd period
Bob Neely, 10:42 of 2nd period
GARY DORNHOEFER, 11:24 of 2nd period
DON SALESKI, 11:37 of 2nd period
1976 Quarterfinals #5, April 20, 1976

FIVE GOALS, BOTH TEAMS-3 minutes 20 seconds

vs. Minnesota, Paul Shmyr, 13:20 of 1st period
Steve Christoff, 13:59 of 1st period
KEN LINSEMAN, 14:54 of 1st period
TOM GORENCE, 15:36 of 1st period
KEN LINSEMAN, 16:40 of 1st period
1980 Semifinals #1, April 29, 1980

LONGEST...

GAME-152 minutes, 1 second

at Pittsburgh, 2000 Conference Semifinal #4, May 4, 2000

GAME AT HOME-90 minutes 7 seconds

vs. Boston, 1977 Semifinals #2, April 26, 1977

GAME ON ROAD-152 minutes, 1 second at Pittsburgh, 2000

Conference Semifinal #4, May 4, 2000

FLYERS PLAYOFF RECORDS-1967-2015

TEAM RECORDS FOR ONE PERIOD

MOST...

GOALS-5

- vs. Toronto, 2nd period, 1976 Quarterfinals #7, April 25, 1976
- vs. Calgary, 1st period, 1981 Quarterfinals #5, April 22, 1981
- vs. NY Rangers, 2nd period, 1985 Division Semifinals #3, April 13, 1985
- vs. NY Rangers, 2nd period, 1986 Division Semifinals #4, April 14, 1986
- vs. NY Rangers, 3rd period, 1987 Division Semifinals #2, April 9, 1987

GOALS AGAINST-6

- vs. NY Rangers, 3rd period, 1979 Quarterfinals #5, April 24, 1979
- vs. Pittsburgh, 1st period, 1989 Division Finals #5, April 25, 1989

GOALS, BOTH TEAMS**-9

- vs. NY Rangers (Rangers 6/FLYERS 3), 3rd period, 1979 Quarterfinals #5, April 24, 1979

SHOTS ON GOAL, HOME-20

- vs. Toronto, 2nd period, 1976 Quarterfinals #7, April 25, 1976
- vs. Minnesota, 2nd period, 1980 Semifinals #2, May 1, 1980

SHOTS ON GOAL, AWAY-28

- at Pittsburgh 1997 Conference Quarterfinals #3, April 21, 1997

SHOTS ON GOAL AGAINST, HOME-20

- vs. Pittsburgh, 2nd period, 2009 Conference Quarterfinals #6, April 25, 2009

SHOTS ON GOAL AGAINST, AWAY-27

- vs. Toronto, 2nd period, 1976 Quarterfinals #3, April 15, 1976
- vs. Islanders, 2nd period, 1985 Division Finals #3, April 23, 1985

SHOTS ON GOAL, BOTH TEAMS-39

- at Pittsburgh, (FLYERS 28/Pittsburgh 11), 1st period, 1997 Conference Quarterfinals #3, April 21, 1997

FEWEST...

SHOTS ON GOAL-1

- vs. NY Rangers, 1st overtime period, 1979 Quarterfinals #1, April 16, 1979
- vs. NY Islanders, 1st overtime period, 1980 Finals #1, May 13, 1980
- vs. Quebec, 1st overtime period, 1981 Preliminary series #4, April 12, 1981
- vs. Toronto, 2nd period, 2004 Conference Semifinals #2, April 25, 2004

SHOTS ON GOAL, 20-MINUTE PERIOD-1

- vs. Toronto, 2nd period, 2004 Conference Semifinals #2, April 25, 2004

SHOTS ON GOAL AGAINST**-0

- vs. Colorado, 1st overtime period, 1978 Preliminary series #1, April 11, 1978

SHOTS ON GOAL AGAINST, 20-MINUTE PERIOD-1

- vs. Boston, 3rd period, 1977 Semifinals #2, April 26, 1977 at Montreal, 2nd period, 2010 Conf. Final #4, May 22, 2010

INDIVIDUAL RECORDS: PLAYOFF CAREER

MOST...

POINTS-119

- Bobby Clarke

ASSISTS-77

- Bobby Clarke

PENALTY MINUTES-363

- Dave Schultz

GOALS-53

- Rick MacLeish
- Bill Barber

YEARS IN PLAYOFFS-13

- Bobby Clarke

GAMES PLAYED-136

- Bobby Clarke

HAT TRICKS-3

- Rick MacLeish
- Tim Kerr

INDIVIDUAL RECORDS: PLAYOFF YEAR

MOST...

ASSISTS-20

- Pelle Eklund, 1987

GOALS**-19

- Reggie Leach, 1976

POINTS-30

- Danny Briere, 2010

PENALTY MINUTES-139

- Dave Schultz, 1974

SHORTHANDED GOALS**-3

- Bill Barber, 1980

HAT TRICKS-2

- Rick MacLeish, 1975

SHUTOUTS-4

- Bernie Parent, 1975

MINUTES PLAYED BY A

- GOALIE-1,540
- Ron Hextall, 1987

INDIVIDUAL RECORDS: PLAYOFF SERIES

MOST...

ASSISTS-9

- Danny Briere vs. Chicago, 2010 Stanley Cup Final

ASSISTS AGAINST-9

- Darryl Sittler, Toronto, 1977 Quarterfinals

GOALS-10

- Tim Kerr vs. Pittsburgh, 1989 Division Finals

POWER PLAY GOALS-5

- Tim Kerr vs. Pittsburgh, 1989 Division Finals

SHORTHANDED GOALS**-3

- Bill Barber vs. Minnesota, 1980 Semifinals

GOALS AGAINST-7

- Wayne Gretzky, Edmonton, 1985 Finals

PENALTY MINUTES*-116

- Dave Schultz vs. Toronto, 1976 Quarterfinals

PENALTY MINUTES BY OPPONENT-72

- Dave Williams, Toronto, 1976 Quarterfinals

POINTS-15

- Tim Kerr vs. Pittsburgh, 1989 Division Finals

POINTS AGAINST-11

- Mike Bossy, NY Islanders (4 Goals/7 Assists), 1980 Finals
- Darryl Sittler, Toronto (2 Goals/9 Assists), 1977 Quarterfinals
- Wayne Gretzky, Edmonton (7 Goals/4 Assists), 1985 Finals

SHUTOUTS-3

- Michael Leighton vs. Montreal, 2010 Conf. Finals

FLYERS PLAYOFF RECORDS-1967-2015

INDIVIDUAL RECORDS: PLAYOFF GAME

MOST...

ASSISTS-4

Bobby Clarke vs. Boston, 1976 Semifinal #5, May 6, 1976
 Bob Dailey vs. Minnesota, 1980 Semifinal #2, May 1, 1980
 Ken Linseman vs. Calgary, 1981 Quarterfinal #5, April 22, 1981
 Brian Propp vs. Edmonton, 1987 Final #5, May 26, 1987
 Mark Recchi vs. Pittsburgh, 2000 Conference Semifinal #5, May 7, 2000
 Matt Carle vs. Boston, 2010 Conference Semifinal #4, May 7, 2010

GOALS-5**

Reggie Leach vs. Boston, 1976 Semifinals #5, May 6, 1976

GOALS AGAINST-5**

Darryl Sittler, Toronto, 1976 Quarterfinals #6, April 22, 1976
 Mario Lemieux, Pittsburgh, 1989 Division Finals #5, April 25, 1989

PENALTY MINUTES*-42

Dave Schultz vs. Toronto, 1976 Quarterfinals #6, April 22, 1976

PENALTY MINUTES BY OPPONENT-34

Dave Williams, Toronto, Quarterfinals #6, April 22, 1976

POINTS - 6

Claude Giroux (3 Goals/3 Assists) vs. Pittsburgh, 2012 Quarterfinals #2, April 13, 2012

POINTS BY A ROOKIE

Peter Zezel, (1 Goals/3 Assists), 1985 Division Semifinals #3, April 13, 1985 vs. NY Rangers
 Sean Couturier, (3 Goals/1 Assists), 2012 Conference Quarterfinals #2, April 13, 2012 vs. Pittsburgh

POINTS AGAINST-8**

Mario Lemieux, Pittsburgh (5 Goals/3 Assists), 1989 Division Finals #5, April 25, 1989

POWER PLAY GOALS-3**

Tim Kerr vs. NY Rangers, 2nd period, 1985 Division Semifinals #3, April 13, 1985

FASTEST...

TWO GOALS-41 seconds

Eric Lindros at Buffalo, 8:32 of 2nd period, 9:13 of 2nd period, 1997 Conference Semifinals #5, May 11, 1997

THREE GOALS-3 minutes 24 seconds

Tim Kerr vs NY Rangers, 14:58 of 2nd period, 16:42 of 2nd period, 18:22 of 2nd period, 1985 Division Semifinals #3, April 13, 1985

FOUR GOALS*-8 minutes 16 seconds

Tim Kerr vs. NY Rangers, 10:06 of 2nd period, 14:58 of 2nd period, 16:42 of 2nd period, 18:22 of 2nd period, 1985 Division Semifinals #3, April 13, 1985

INDIVIDUAL RECORDS: PLAYOFF PERIOD

MOST...

ASSISTS-3**

Barry Ashbee vs. Minnesota, 2nd period, 1973 Quarterfinals #2, April 5, 1973
 Ken Linseman vs. Calgary, 1st period, 1981 Quarterfinals #5, April 22, 1981
 Peter Zezel vs. NY Rangers, 2nd period, 1985 Division Semifinals #3, April 13, 1985
 Tim Kerr vs. NY Islanders, 1st period, 1985 Division Finals #2, April 21, 1985
 Paul Coffey vs. Buffalo, 1st period, 1997 Conference Semifinals #3, May 7, 1997
 Rod Brind'Amour at Buffalo, 2nd period, 1997 Conference Semifinals #5, May 11, 1997

GOALS-4**

Tim Kerr at NY Rangers, 2nd period, 1985 Division Semifinals #3, April 13, 1985

POWER PLAY GOALS*-3

Tim Kerr at NY Rangers, 2nd period, 1985 Division Semifinals #3, April 13, 1985

POINTS-4**

Tim Kerr at NY Rangers, 2nd period, 1985 Division Semifinals #3, April 13, 1985

INDIVIDUAL RECORDS: MISCELLANEOUS

LOWEST GOALS AGAINST AVERAGE, PLAYOFF YEAR - 1.35 Bernie Parent, 1968

MOST CONSECUTIVE GAMES SCORING A GOAL*-10

Reggie Leach, April 17, 1976 to May 9, 1976

FASTEST GOAL FROM START OF PERIOD (other than first)*-6 sec.

Pelle Eklund, 2nd period, 1989 Division Finals #5, April 25, 1989

*NHL Record **Ties NHL Record

THE FLYERS ARE 9-7 IN 7TH GAMES:

April 18, 1968	St. Louis	3	at	FLYERS	1	L
May 5, 1974	NY Rangers	3	at	FLYERS	4	W
May 13, 1975	NY Islanders	1	at	FLYERS	4	W
April 25, 1976	Toronto	3	at	FLYERS	7	W
April 26, 1981	Calgary	4	at	FLYERS	1	L
May 2, 1987	NY Islanders	1	at	FLYERS	5	W
May 31, 1987	FLYERS	1	at	Edmonton	3	L
April 16, 1988	FLYERS	4	at	Washington	5	L(OT)
April 29, 1989	FLYERS	4	at	Pittsburgh	1	W
May 26, 2000	New Jersey	2	at	FLYERS	1	L
April 22, 2003	Toronto	1	at	FLYERS	6	W
May 22, 2004	FLYERS	1	at	Tampa Bay	2	L
April 22, 2008	FLYERS	3	at	Washington	2	W(OT)
May 14, 2010	FLYERS	4	at	Boston	3	W
April 26, 2011	Buffalo	2	at	FLYERS	5	W
April 30, 2014	Flyers	1	at	NY Rangers	2	L

FLYERS PLAYOFF OVERTIME RESULTS 1967-2015

GOAL SCORER	DATE	SCORE	OPPONENT	TIME	RECORD
Larry Keenan	Apr. 10, 1968	2-3	@ St. Louis	24:10	0-1
Don Blackburn	Apr. 16, 1968	2-1	@ St. Louis	31:18	1-1
Gary Dornhoefer	Apr. 10, 1973	3-2	vs. Minnesota	8:35	2-1
Rick MacLeish	Apr. 14, 1973	5-4	@ Montreal	2:56	3-1
Larry Robinson	Apr. 16, 1973	3-4	@ Montreal	6:45	3-2
Dave Schultz	Apr. 14, 1974	4-3	@ Atlanta	5:40	4-2
Rod Gilbert	Apr. 28, 1974	1-2	@ NY Rangers	4:20	4-3
Bobby Clarke	May 9, 1974	3-2	@ Boston	12:01	5-3
Andre Dupont	Apr. 19, 1975	4-3	@ Toronto	1:45	6-3
Bobby Clarke	May 1, 1975	5-4	vs. NY Islanders	2:56	7-3
Jude Drouin	May 7, 1975	3-4	@ NY Islanders	1:53	7-4
Rene Robert	May 20, 1975	4-5	@ Buffalo	18:29	7-5
Reggie Leach	Apr. 29, 1976	2-1	vs. Boston	13:38	8-5
Rick MacLeish	Apr. 15, 1977	4-3	@ Toronto	2:55	9-5
Reggie Leach	Apr. 17, 1977	6-5	@ Toronto	19:10	10-5
Rick Middleton	Apr. 24, 1977	3-4	vs. Boston	2:57	10-6
Terry O'Reilly	Apr. 26, 1977	4-5	vs. Boston	30:07	10-7
Mel Bridgman	Apr. 11, 1978	3-2	vs. Colorado	0:23	11-7
Rick Middleton	May 2, 1978	2-3	@ Boston	1:43	11-8
Ken Linseman	Apr. 16, 1979	3-2	vs. NY Rangers	10:44	12-8
Bobby Clarke	Apr. 8, 1980	4-3	vs. Edmonton	8:06	13-8
Ken Linseman	Apr. 11, 1980	3-2	@ Edmonton	23:56	14-8
Denis Potvin	May 13, 1980	3-4	vs. NY Islanders	4:07	14-9
Bobby Nystrom	May 24, 1980	4-5	@ NY Islanders	7:11	14-10
Dale Hunter	Apr. 12, 1981	3-4	@ Quebec	0:37	14-11
Mark Howe	Apr. 10, 1985	5-4	vs. NY Rangers	8:01	15-11
Peter Statsny	May 5, 1985	1-2	@ Quebec	6:20	15-12
Ilkka Sinisalo	May 4, 1987	4-3	vs. Montreal	9:11	16-12
Jari Kurri	May 20, 1987	2-3	@ Edmonton	6:50	16-13
Murray Craven	Apr. 10, 1988	5-4	vs. Washington	1:18	17-13
Dale Hunter	Apr. 16, 1988	4-5	@ Washington	5:57	17-14
Kelly Miller	Apr. 8, 1989	3-4	vs. Washington	0:51	17-15
Phil Bourque	Apr. 21, 1989	3-4	vs. Pittsburgh	12:08	17-16
Dave Poulin	May 9, 1989	2-1	@ Montreal	5:02	18-16
Karl Dykhuis	May 7, 1995	4-3	vs. Buffalo	10:06	19-16
Eric Desjardins	May 21, 1995	5-4	vs. NY Rangers	7:03	20-16
Kevin Haller	May 22, 1995	4-3	vs. NY Rangers	0:25	21-16
Eric Lindros	June 7, 1995	3-2	@ New Jersey	4:19	22-16
Brian Bellows	Apr. 18, 1996	1-2	vs. Tampa Bay	9:05	22-17
Alexander Selivanov	Apr. 21, 1996	4-5	@ Tampa Bay	2:04	22-18
Dave Lowry	May 9, 1996	3-4	@ Florida	4:06	22-19
Mike Hough	May 12, 1996	1-2	vs. Florida	28:05	22-20
Ed Ronan	May 9, 1997	4-5	vs. Buffalo	6:24	22-21
Michal Grosek	May 1, 1998	2-3	vs. Buffalo	5:40	22-22
Yanic Perreault	Apr. 30, 1999	1-2	@ Toronto	11:51	22-23
Stu Barnes	Apr. 18, 2000	2-3	@ Buffalo	4:42	22-24
Andy Delmore	May 2, 2000	4-3	@ Pittsburgh	11:01	23-24
Keith Primeau	May 4, 2000	2-1	@ Pittsburgh	92:01	24-24
Jay McKee	Apr. 14, 2001	3-4	vs. Buffalo	18:02	24-25
Curtis Brown	Apr. 17, 2001	3-4	@ Buffalo	6:13	24-26
Ruslan Fedotenko	Apr. 17, 2002	1-0	vs. Ottawa	7:47	25-26
Martin Havlat	Apr. 26, 2002	1-2	vs. Ottawa	7:33	25-27
Tomas Kaberle	Apr. 14, 2003	3-4	@ Toronto	27:20	25-28
Mark Recchi	Apr. 16, 2003	3-2	@ Toronto	53:54	26-28
Travis Green	Apr. 21, 2003	1-2	@ Toronto	30:51	26-29
Wade Redden	Apr. 29, 2003	2-3	vs. Ottawa	6:43	26-30
Jeremy Roenick	May 4, 2004	3-2	@ Toronto	7:39	27-30
Simon Gagne	May 20, 2004	5-4	vs. Tampa Bay	18:18	28-30
Daniel Briere	Apr. 22, 2006	2-3	@ Buffalo	27:31	28-31
Mike Knuble	Apr. 17, 2008	4-3	vs. Washington	26:40	29-31
Joffrey Lupul	Apr. 22, 2008	3-2	@ Washington	6:06	30-31
Tom Kostopoulos	Apr. 24, 2008	3-4	@ Montreal	0:48	30-32
Bill Guerin	Apr. 17, 2009	2-3	@ Pittsburgh	18:29	30-33
Dan Carcillo	Apr. 18, 2010	3-2	vs. New Jersey	3:35	31-33
Marc Savard	May 1, 2010	4-5	@ Boston	13:52	31-34
Simon Gagne	May 7, 2010	5-4	vs. Boston	14:40	32-34
Claude Giroux	June 2, 2010	4-3	vs. Chicago	5:59	33-34
Patrick Kane	June 9, 2010	4-3	vs. Chicago	4:06	33-35
Tyler Ennis	April 22, 2011	3-4	vs. Buffalo	5:31	33-36
Ville Leino	April 24, 2011	5-4	@ Buffalo	4:43	34-36
David Krejci	May 2, 2011	2-3	vs. Boston	14:00	34-37
Jakub Voracek	April 11, 2012	4-3	@ Pittsburgh	2:23	35-37
Danny Briere	April 29, 2012	4-3	vs. New Jersey	4:36	36-37
Alexei Ponikarovsky	May 3, 2012	4-3	at New Jersey	17:21	36-38

Longest OT game: Home: 30:07, April 26, 1977, Boston 5-FLYERS 4 - Goal scored by Terry O'Reilly
Away: 92:01, May 4, 2000, FLYERS 2-Pittsburgh 1 - Goal scored by Keith Primeau

Shortest OT game: Home: 0:23, April 11, 1978, FLYERS 3-Colorado 2 - Goal scored by Mel Bridgman
Away: 0:37, April 12, 1981, Quebec 4-FLYERS 3 - Goal scored by Dale Hunter

FLYERS PLAYOFF HAT TRICKS 1967-2015

YEAR	PLAYER	DATE	SCORE	GOALTENDER(S)
1967-68	R. Paernent	April 13	St. Louis 1 at FLYERS 6	G. Hall
1973-74	R. MacLeish (a)	April 11	Atlanta 1 at FLYERS 5	P. Myre
1974-75	R. MacLeish	April 13	Toronto 3 at FLYERS 6	G. McRae
	R. MacLeish	May 13	NY Islanders 1 at FLYERS 4	G. Reach
1975-76	D. Saleski	April 20	Toronto 1 at FLYERS 7	W. Thomas
	R. Leach(b)	May 6	Boston 3 at FLYERS 6	G. Gilbert
1979-80	B. Barber(c)	May 4	FLYERS 5 at Minnesota 3	G. Meloche
	P. Holmgren	May 15	NY Islanders 3 at FLYERS 8	B. Smith(2), G. Resch
1980-81	B. Barber	April 9	Quebec 5 at FLYERS 8	D. Bouchard
	B. Propp(a)	April 22	Calgary 4 at FLYERS 9	P. Riggan
1984-85	T. Kerr(a,c)	April 13	FLYERS 6 at NY Rangers 5	G. Hanlon
	B. Propp(a)	April 21	NY Islanders at FLYERS 5	B. Smith
1985-86	P. Zezel	April 14	FLYERS 7 at NY Rangers 1	J. Vanbiesbrouck
1986-87	T. Kerr	April 20	NY Islanders 2 at FLYERS 4	K. Hrudey
	P. Eklund	May 10	FLYERS 6 at Montreal 3	B. Hayward(1), P. Roy (2)
1988-89	T. Kerr(a)	April 19	FLYERS 4 at Pittsburgh 2	T. Barrasso
1994-95	J. LeClair	May 21	NY Rangers 4 at FLYERS 5 (OT)	M. Richter
1996-97	E. Lindros	May 20	FLYERS 6 at NY Rangers 3	M. Richter (2), ENG(1)
1999-00	A. Delmore	May 7	Pittsburgh 3 at FLYERS 6	R. Tugnutt (2), P. Skudra (1)
2003-04	K. Primeau	May 2	Toronto 2 at FLYERS 7	E. Belfour (2), T. Kidd (1)
2011-12	S. Couturier (a)	April 13	FLYERS 8 at Pittsburgh 5	M. Fleury
	C. Giroux	April 13	FLYERS 8 at Pittsburgh 5	M. Fleury
2013-14	W. Simmonds	April 29	NY Rangers 2 at FLYERS 5	H. Lundqvist

(a) Natural Hat Trick, (b) Five Goals, (c) Four Goals

YEAR	PLAYER	DATE	SCORE	GOALTENDER(S)
1970-71	J. Pappin	April 11	Chicago 6 at FLYERS 2	B. Gamble
1975-76	D. Sittler(a)	April 22	FLYERS 5 at Toronto 8	B. Parent
1976-77	L. McDonald(b)	April 17	FLYERS 6 at Toronto 5	W. Stephenson
1979-80	R. Duguay	April 20	FLYERS 2 at NY Rangers 4	P. Peters
1984-85	W. Gretzky	May 25	FLYERS 3 at Edmonton 4	P. Lindbergh
1988-89	M. Lemieux(a)	April 25	FLYERS 7 at Pittsburgh 10	R. Hextall(4), ENG(1)
1996-97	W. Gretzky	May 18	NY Rangers 5 at FLYERS 4	G. Snow
2002-03	A. Mogilny	April 9	Toronto 5 at FLYERS 3	R. Cechmanek(2), ENG(1)
2005-06	J.P. Dumont	April 24	FLYERS 2 at Buffalo 8	R. Esche(2), A. Niittymaki(1)
	J. Pominville	April 24	FLYERS 2 at Buffalo 8	R. Esche(1), A. Niittymaki(2)

(a) Five Goals, (b) Four Goals

FLYERS PLAYOFF PENALTY SHOTS 1967-2015

PLAYER	DATE	OPPONENT	H/A	GOALTENDER	RESULT
Bill Barber	May 7, 1975	NY Islanders	Away	Glenn Resch	No Goal
Ron Sutter	May 28, 1985	Edmonton	Away	Grant Fuhr	No Goal
Dave Poulin	May 30, 1985	Edmonton	Away	Grant Fuhr	No Goal
Eric Lindros	May 11, 1997	Buffalo	Away	Steve Shields	Goal
Eric Desjardins	April 16, 2000	Buffalo	Away	Dominik Hasek	No Goal
Mark Recchi	April 11, 2001	Buffalo	Home	Dominik Hasek	No Goal
Michael Richards	April 15, 2008	Washington	Home	Cristobal Huet	Goal
Ville Leino	May 12, 2010	Boston	Home	Tuukka Rask	No Goal

PLAYER	DATE	OPPONENT	H/A	GOALTENDER	RESULT
Mats Sundin	April 22, 1999	Toronto	Away	John Vanbiesbrouck	No Goal
Robert Reichel	April 21, 2003	Toronto	Away	Roman Cechmanek	No Goal
Derek Roy	April 28, 2006	Buffalo	Home	Robert Esche	No Goal
Andrei Kostitsyn	April 24, 2008	Montreal	Away	Martin Biron	No Goal

FOR

YEAR	DATE	OPPONENT	SCORE	FLYERS GOALIE
1973	April 8	Minnesota	3-0	Favell
1974	April 20	NY RANGERS	4-0	Parent
	May 19	BOSTON	1-0	Parent
1975	April 15	TORONTO	3-0	Parent
	April 17	Toronto	2-0	Parent
	April 29	NY ISLANDERS	4-0	Stephenson
	May 4	NY Islanders	1-0	Parent
	May 27	Buffalo	2-0	Parent
1977	April 19	TORONTO	2-0	Stephenson
1980	April 19	NY Rangers	3-0	Peeters
	May 1	MINNESOTA	7-0	Myre
1981	April 16	Calgary	4-0	St. Croix
1985	April 18	NY ISLANDERS	3-0	Lindbergh
	April 28	NY ISLANDERS	1-0	Lindbergh
	May 16	QUEBEC	3-0	Lindbergh
1987	April 11	NY RANGERS	3-0	Hextall
	April 16	NY RANGERS	5-0	Hextall
1999	April 22	Toronto	3-0	Vanbiesbrouck
2000	April 16	Buffalo	2-0	Boucher
2002	April 17	OTTAWA	1-0 (OT)	Cechmanek
2003	April 27	Ottawa	2-0	Cechmanek
	May 1	OTTAWA	1-0	Cechmanek
2004	April 14	New Jersey	3-0	Esche
2008	April 13	Washington	2-0	Biron
2009	April 23	Pittsburgh	3-0	Biron
2010	April 22	New Jersey	3-0	Boucher
	May 10	Boston	4-0	Boucher/Leighton
	May 16	MONTREAL	6-0	Leighton
	May 18	MONTREAL	3-0	Leighton
	May 22	Montreal	3-0	Leighton

AGAINST

YEAR	DATE	OPPONENT	SCORE	FLYERS GOALIE
1967-68	April 4	ST. LOUIS	1-0	G. Hall
1968-69	April 3	St. Louis	5-0	J. Plante
	April 5	ST. LOUIS	3-0	J. Plante
1972-73	April 4	MINNESOTA	3-0	C. Maniago
	April 7	Minnesota	5-0	C. Maniago
1976-77	May 1	Boston	3-0	G. Cheevers
1978-79	April 22	NY Rangers	6-0	J. Oavidson
1980-81	April 11	Quebec	2-0	D. Bouchard
1986-87	April 8	NY RANGERS	3-0	J. Vanbiesbrouck
1988-89	May 3	Montreal	3-0	P. Roy
	May 7	MONTREAL	3-0	P. Roy
1995-96	May 2	FLORIDA	2-0	J. Vanbiesbrouck
1998-99	May 2	TORONTO	1-0	C. Joseph
1999-00	April 27	PITTSBURGH	2-0	R. Tugnut
2000-01	April 21	Buffalo	8-0	D. Hasek
2001-02	April 20	OTTAWA	3-0	P. Lalime
	April 22	Ottawa	3-0	P. Lalime
	April 24	Ottawa	3-0	P. Lalime
2005-06	April 30	Buffalo	3-0	R. Miller
2007-08	May 18	Pittsburgh	6-0	M. Fleury
2010-11	April 14	BUFFALO	1-0	R. Miller
	April 20	Buffalo	1-0	R. Miller

HOME GAMES IN CAPS

FLYERS COMMUNITY RELATIONS & YOUTH AND AMATEUR HOCKEY

Community Relations

The Philadelphia Flyers are dedicated to improving the Greater Philadelphia Region, which has supported us so well over the years, through our leadership of and assistance with various community events and programs. The Community Relations and Fan Development Departments focus their efforts on programs that assist in the development and positive growth of children, using the sport of hockey as the means to touch the lives of others.

Specific community activities include hospital visits, youth hockey clinics, holiday volunteering, educational assemblies and seminars, and donations of autographed and promotional items to charitable organizations. With support from the entire Flyers organization, we strive to make our community a better place to live.

Flyers Hometown Hero

The Flyers Hometown Hero Program was developed to recognize a local individual for their military service to our country. The Flyers are now accepting nominations for the 2015-16 season. The program awards each Hometown Hero with two tickets to a Flyers home game, a special personalized Flyers military jersey and recognition for their service on the Arenavision scoreboard.



FACE OFF FOR FITNESS

Face off for Fitness

"Face Off for Fitness" is a program designed to show children the importance of choosing a healthy lifestyle. Members of the Philadelphia Flyers Community Relations staff take this message to area schools, recreation centers, and after-school programs to educate children on the benefits of eating healthy and exercising. Fun activities along with players favorite nutritional recipies are used to increase nutritional awareness and encourage children to make proper decisions based on their knowledge of a healthy lifestyle. For more information, or to book a FOFF program, please call us at **215-218-4334** or email us at **Jason_Tempesta@comcastspectacor.com**.

Holiday Initiatives

During the Holidays the Philadelphia Flyers organization takes a leading role in the community while engaging our fan base in the effort as well! Previous initiatives have included the player's Holiday visit to the Children's Hospital of Philadelphia, a "pre-game meal" at the Ronald McDonald House, and "trick-or-treating" through St. Christopher's Hospital for Children. This past season the Flyers also teamed up with the Salvation Army and Child Abuse Prevention Effort to build a toy mountain of gifts donated by the Flyers themselves and fans of the community.

FLYERS COMMUNITY RELATIONS & YOUTH AND AMATEUR HOCKEY

Awareness Nights

The Community Relations Department embraces the role of community leader and uses that position to address and create awareness to existing and new initiatives. Past awareness nights have touched on Breast Cancer, Diabetes, Autism, and Heart Health. The Flyers are also involved with local initiatives such as Philadelphia Animal Wellness Society (PAWS), promoting the adoption and well being of homeless animals, Greater Philadelphia Cares Coat Drive, and Philabundance Food Drive.



Make Reading Your Goal

Throughout the season the Flyers Community Relations staff visits elementary schools throughout the Delaware Valley to promote literacy and to teach kids the importance of reading outside the classroom. This program was designed to teach kids in grades K-3 that reading can be fun and looks to improve childrens' literacy levels as well as show the value of accomplishing goals. Special guest readers of the program have included current Flyers players, Flyers wives, alumni, broadcasters and Flyers Ice Team Members.



For additional information or to request a Flyers reading appearance please contact the Flyers Community Relations Department at **215-218-4334** or email us at **Jason_Tempesta@comcastspectacor.com**

Fan Club

One option the Flyers offer to be a part of the team is the Philadelphia Flyers Fan Club. This is an exciting way for fans to get more involved in the team and to receive exclusive news and invitations to several offers and events throughout the year. These many special features are offered only to the Fan Club. As a member of the Philadelphia Flyers Fan Club, you are entitled to:

- Newsletter, "The Puck"
- Monthly Meetings
- Exclusive Trips
- An Annual Luncheon and/or Dinner with the Flyers Organization
- Road Game Viewing Parties

To find out more information please visit **www.flyersfanclub.org**, or contact MaryAnn Corner at:

MaryAnn Corner
PFCC Corresponding Secretary
3601 South Broad Street
Philadelphia, PA 19148

FLYERS COMMUNITY RELATIONS & YOUTH AND AMATEUR HOCKEY

Get Well Cards / Birthday Cards

The Philadelphia Flyers are pleased to send get-well cards or birthday wishes to any fan that is sick, in the hospital, or celebrating a birthday. Because it is not always possible to send a player on a hospital visit, the Flyers are more than happy to send some get-well cheer to your friend or family member with an autographed get-well card or birthday card for someone's special day.

If you know of a Flyers fan that is in need of a get well wish, please call us at **(215) 952-5763** or email us at: flyerscommunity@comcastspectacor.com, or write to us at:

Philadelphia Flyers
Attn: Community Relations
3601 South Broad Street
Philadelphia, PA 19148

Please be sure to include the name of the person receiving the card, and an address to send it to. Please provide a home address rather than a hospital address because often times rooms change or patients are released and the card may be misplaced.



Flyers Inflatable

The Flyers have an interactive inflatable game that travels to various events to help bring hockey awareness to communities throughout the Delaware Valley. The Flyers inflatable game is a 16' x 16' x 8' slap shot cage that allows fans to take their best shot at beating a stationary goalie. The Flyers inflatable is perfect for any event, large or small.

For more information, or to book an inflatable appearance, please call us at: **(215) 952-5763**.

Hooked on Hockey

Hooked on Hockey is a fun program that seeks to create hockey awareness among children throughout the Delaware Valley. During each Hooked on Hockey clinic, Flyers staff members teach kids basic hockey skills in an enjoyable environment. This summer program introduces children to street hockey while providing them with the fundamentals that will translate to hockey at any level. Each Hooked on Hockey event includes an introduction of basic hockey fundamentals such as stick handling, passing, and shooting through scrimmages, skill competitions, and other fun activities. Flyers Ambassador of Hockey, Bob "The Hound" Kelly, and members of the CR Staff host the event and interact with participants throughout the session. In support of this grassroots initiative, the Flyers will contribute Mylec hockey sticks to all participants in an effort to keep children "hooked on hockey." The Flyers visited 30 locations and got over 3,000 kids "hooked on hockey" during the summer of 2015.



For additional information, or to book a Hooked on Hockey event for 2015-16, please call us at **(215) 952-5763** or email us at: Jason_Tempesta@comcastspectacor.com.

FLYERS COMMUNITY RELATIONS & YOUTH AND AMATEUR HOCKEY



Flyers School Assembly Program

The Flyers School Assembly Program was designed to teach children in grades 1-6 the importance of using teamwork to achieve their goals in school, sports, and at home. Flyers Ambassador of Hockey, Bob "The Hound" Kelly, along with members of the CR staff educate students on the meaning of teamwork and why working together can be so important. Kelly also discusses his

playing career with the Philadelphia Flyers and the need for safety while playing sports. The program uses creative videos, interactive games and presentations to keep children involved and enthused. All students in attendance receive special Flyers giveaways as well as an interactive Flyers activity book. Over the course of the 2014-15 school year, the Flyers School Assembly Program visited 70 schools and reached over 22,000 students throughout the Greater Philadelphia region.

For more information on booking a Flyers School Assembly for the 2015-2016 school year, please call the Community Relations Department at: (215) 952-5763 or e-mail flyersassembly@comcastspectacor.com.

Bob "The Hound" Kelly

Bob "The Hound" Kelly serves as the Philadelphia Flyers Ambassador of Hockey. During his twelve year playing career, Kelly played 10 seasons for the Philadelphia Flyers. Kelly, a member of both Flyers' Stanley Cup winning teams in '74 and '75, scored the game-winning goal in game six of the Stanley Cup finals against the Buffalo Sabres to clinch the Stanley Cup for the Flyers on May 27, 1975. Kelly was also a member of the Flyers team that put together a 35 game unbeaten streak during the 1979-80 season; a record that has yet to be broken. Kelly retired from professional hockey in 1982 and has served as the Flyers Ambassador of Hockey since 2003.



Kelly remains committed to the Flyers organization today, and works to spread his love of both hockey and the Flyers while assisting the community. As the Ambassador of Hockey, Kelly visits schools, hospitals, golf outings, and other charitable events to support the surrounding community. Kelly works closely with the CR Department to help the sport of hockey grow by conducting in-line and on-ice hockey clinics. He is an integral part of both the School Assembly Program and the Hooked on Hockey street hockey clinic.

If you are interested in having any of our ambassadors make an appearance at your event, please email us at: flyerscommunity@comcastspectacor.com or send a letter addressed to:

Philadelphia Flyers
Attn: Community Relations
3601 South Broad Street
Philadelphia, PA 19148

If you are interested in a school assembly with Kelly or a Hooked on Hockey clinic, please see the appropriate sections.

FLYERS COMMUNITY RELATIONS & YOUTH AND AMATEUR HOCKEY

Donation and Appearance Requests

The Philadelphia Flyers are committed to positively influencing and supporting the community beyond the game of hockey. In keeping with Flyers tradition, we have a responsibility to give back to the community that has supported us for so many years. With that in mind, we are happy to help you or your charity reach your goals as often as possible. If you have a fundraiser and are seeking an item to auction, raffle off, or to be used as a door prize, please write to us. We will do our best to accommodate your request in a timely manner. Please understand that due to the large volume of requests received, all requests must be made 4-6 weeks in advance of the fundraiser date. Please submit requests on organization or event letterhead to:

Philadelphia Flyers
Attn: Community Relations
3601 South Broad Street
Philadelphia, PA 19148

Please be sure to include the following information with your request, failure to include the required items may result in denial. The Donation Policy can also be found online under the Community tab / Community Relations. All requests must include:

Description/mission of the organization
Date, time, and location of the event
Event purpose/ beneficiary
How the item will be used (raffle, door prize, auction, ect.)
Contact name, telephone number, and complete street address

Our players and all of the members of the Flyers organization are committed to assisting the community in whatever ways possible. While the organization and players work to bring home the Stanley Cup, they also recognize their roles as public figures. The Flyers commitment to community involvement inspires players, alumni, and other members of the Flyers' organization to try and accommodate as many public appearances as possible. Please be aware that some appearances may require a fee.

All appearance requests for players, Ambassador of Hockey Bob Kelly, or Flyers Alumni, should be made in writing and addressed to:

Philadelphia Flyers
Attn: Community Relations
3601 South Broad Street
Philadelphia, PA 19148

You may also contact us by phone **(215) 952-5763**
or by email at: **flyerscommunity@comcastspectacor.com**

Our Area of Focus: The Flyers organization places priority on supporting communities where our fans and employees live and work. We support many organizations and charities, including groups assisting disadvantaged youths, educational development, and youth hockey programs. Preference is given to organizations meeting the above criteria. The Philadelphia Flyers are unable to accommodate out-of-area requests, monetary donations, ticket donations, or charitable sponsorships.

FLYERS COMMUNITY RELATIONS & YOUTH AND AMATEUR HOCKEY



For over 40 years, the Philadelphia Flyers have been innovators in the promotion and growth of youth hockey in the Delaware Valley. The Flyers' Youth and Amateur Hockey Department has become the area's driving force behind ice hockey. Originally an information and statistics bureau, the department has expanded to include programs aimed at helping the sport to grow at all levels. With the help of corporate sponsorship, the Flyers are able

to reach out into the community and help nearly 50,000 youth hockey players every year while exposing the sport to hundreds of thousands of people on an annual basis.

In addition to being a source of information about ice hockey in the Delaware Valley, the department runs various instructional and recreational programs, each aimed at a different level of interest.

Flyers Alumni Fantasy Camp

The inaugural Flyers Alumni Fantasy Camp took place in August, 2015 in Atlantic City, N.J. Fantasy Camp offers adult hockey players the opportunity to skate alongside Flyers legends. The camp consists of practice sessions led by Flyers Alumni, skills competitions, a round-robin tournament, and various off-ice social activities. Proceeds from Fantasy Camp benefit the Flyers Alumni Association and Flyers Charities.



Flyers Cup

Each year at the end of high school hockey season, the top 52 local teams compete in the Flyers Cup tournament to determine which schools will represent the Philadelphia region in the Pennsylvania State Championships.

Flyers Quebec Pee Wee Team

Every February, a group of local 12-year-old hockey players represents the Flyers at the most significant minor hockey tournament in the world – the Quebec International Pee Wee Tournament. About 2,300 young hockey players from 16 countries go to Quebec to participate for the "World Championships of Pee Wee Hockey." The tournament takes place during a period of 11 days, with over 200,000 fans attending every year. The 2016 Flyers Quebec Pee Wee Team consists of the top Philadelphia-area players born in 2003.



FLYERS COMMUNITY RELATIONS & YOUTH AND AMATEUR HOCKEY

Flyers On-Ice Clinics

The Flyers are committed to teaching local youth hockey players basic hockey skills. The Flyers on-ice clinics help children learn the fundamentals of ice hockey while using fun and interactive drills. The Youth and Amateur Hockey Coaching Staff along with Flyers Ambassador of Hockey Bob "The Hound" Kelly, conduct a two-hour clinic. The Clinic is divided into two one-hour sessions, providing each group with a chance to participate on-ice. Each participant will receive an autographed puck, Flyers gifts, the memory of a fun time on the ice, and a better understanding of the game of hockey.

.....

Flyers Youth Hockey Shootout

The Flyers Youth Hockey Shootout gives young players a chance to show off their skills in a competitive and fun event. The competition is open to children under the age of 14, and takes place during intermission of a Flyers home game. Players compete in a penalty shootout with the winning team advancing in the round robin competition. Interested organizations are entered into a pool, and eight teams from the Squirt, Pee Wee, and Bantam categories are randomly selected to participate throughout the season.

.....

Mites on Ice

Mites on Ice is an opportunity for local hockey players in the Mite and Squirt age bracket to participate in an on-ice scrimmage during intermission of a Flyers home game. The program allows children from various club and in-house leagues throughout the Delaware Valley to play in front of a capacity crowd. For most children, this is their first time feeling the thrill of skating on the same ice as their favorite team. They get to experience the same things their favorite players experience each time they take the ice at the Wells Fargo Center. All participants receive a free Flyers jersey, and unforgettable memories.



To find out more about the **Youth Hockey Shootout** or **Mites on Ice**, please call the Youth and Amateur Hockey office at (215) 952-5276 or email Robert_Baer@comcastspectacor.com.

.....

Flyers Pre-and-Post Hockey Games

The Philadelphia Flyers are now offering a chance for local teams to participate in a hockey game before or after select Flyers home games at the Wells Fargo Center. Just by purchasing group tickets to Flyers home games, teams will have an opportunity to play on the same ice as their Flyers' heroes. For further information, please call the Youth and Amateur Hockey office at (215) 952-5276 or email Robert_Baer@comcastspectacor.com.

.....



PA State High School Championship

The Flyers Youth and Amateur Hockey Department acts as the area coordinator for the Pennsylvania State High School Championships. The three game event takes place in the early spring, immediately following the Flyers Cup Scholastic Championships at Pegula Ice Arena at Penn State University.

FLYERS COMMUNITY RELATIONS & YOUTH AND AMATEUR HOCKEY



Hockey Week Across Philadelphia

USA Hockey is leading the hockey community in a nationwide celebration of the sport in "Hockey Weekend Across America." The Philadelphia Flyers support this effort with a week of events across the Greater Philadelphia Region to increase public awareness of hockey and provide opportunities for those who have not played hockey to try it.

Flyers Coaching Symposium

Every year the Flyers conduct a symposium for hockey coaches in the Delaware Valley. The symposium is designed to teach local coaches advanced coaching techniques that can be applied to all age levels, and give them an in-depth hockey analysis. The Flyers have a commitment to youth hockey, and that starts at the coaching level. It is important to encourage good habits and techniques in coaches who are responsible for impressionable children in the community. This symposium is targeted to coaches of all hockey levels. Guest speakers have included current Flyers coaches and training staff, the Flyers Youth and Amateur Hockey Staff, college coaches, and nutritionists.

Flyers Sled Hockey Team

Formed in October of 2010, the Flyers Sled Hockey team features top local sled hockey players, including several players that have competed for the U.S. National team.



SPORTS MEDICINE GLOSSARY

ABDUCTION: Movement of a joint away from the center of the body.

ACETABULAR LABRUM: The cartilage flap that is at the edge of the hip joint socket.

ACETABULUM: The "socket" of the hip joint.

AC JOINT (ACROMIOCLAVICULAR JOINT): Joint of the shoulder where acromion process of the shoulder blade and the distal end of the collarbone meet; most shoulder separations occur at this point.

ADDUCTION: Movement of a joint toward the center of the body.

ADHESION: Abnormal adherence of collagen fibers to surrounding structures during immobilization following trauma or as a complication of surgery which restricts normal elasticity of the structures involved; or scar tissue which forms after trauma or surgery which can restrict normal motion.

AEROBIC: Exercise in which energy needed is supplied by oxygen inspired and is required for sustained periods of vigorous exercise with a continually high pulse rate.

ANABOLIC STEROIDS: Steroids that promote tissue growth by creating protein in an attempt to enhance muscle growth. The main anabolic steroid is testosterone (male sex hormone).

ANAEROBIC: Exercise without the use of oxygen as an energy source; short bursts of vigorous exercise.

ANTERIOR: Front of the body.

ANTERIOR CRUCIATE LIGAMENT (ACL): A primary stabilizing ligament within the center of the knee joint that prevents hyperextension and excessive rotation of the joint. A complete tear of the ACL necessitating reconstruction could require up to 12 months of rehabilitation.

ANTI INFLAMMATORY: Any agent, which prevents inflammation, such as aspirin or ibuprofen.

ARTERIOGRAM: A film demonstrating arteries after injection of a dye.

ARTHROGRAM: X ray technique for joints using air and/or dye injected into the affected area; useful in diagnosing meniscus tears of the knee and rotator cuff tears of the shoulder. May be done in combination with plain x-rays, a CAT scan, or with an MRI scan. At the hip, or other joints, a local anesthetic may also be injected to clinically determine whether pain originates from structures within the joint.

ARTHROSCOPE: An instrument used to visualize the interior of a joint cavity.

ARTHROSCOPY: A surgical examination of the internal structures of a joint by means of observation through an arthroscope. An arthroscopic procedure can be used to remove or repair damaged tissue or as a diagnostic procedure in order to inspect the extent of any damage or confirm a diagnosis.

ATROPHY: To shrivel or shrink from disuse; as in muscular atrophy.

BAKER'S CYST: Localized swelling of a bursa sac in the back of the knee as a result of fluid that has escaped from the knee capsule. A Baker's cyst indicates that there is a trauma inside the knee joint that leads to excessive fluid production.

BONE SCAN: An imaging procedure in which a radioactive labeled substance is injected into the body to determine the status of a bone injury. If the radioactive substance is taken up by the bone at the injury site, the injury will show as a 'hot spot' on the scan image. The bone scan is particularly useful in the diagnosis of stress fractures.

BRACHIAL PLEXUS: The confluence of nerve roots, after leaving the cervical vertebrae that eventually form the individual nerves to the arms.

BURNER: An injury to the nerves to the arms, at the neck or brachial plexus, from a traumatic stretching or compression of the nerves. Symptoms typically last minutes to hours.

BURSA: A fluid filled sac located in areas where friction is likely to occur. The bursa sac minimizes the friction, for example, between a tendon and bone.

CARDIAC ATRIUM: One of the two small pumping chambers in the heart.

CARDIAC VENTRICLE: One of the two large, strong pumping chambers of the heart.

CARPAL BONES: The bones that are in the wrist between the metacarpals and the radius and ulna from the forearm.

CARPAL TUNNEL: Anatomical "tunnel" at the palm side of the wrist made from the wrist bones and ligamentous tissue. The median nerve runs through there, supplying the thumb, index finger and middle finger with sensory and motor nerves. Carpal tunnel syndrome refers to symptoms in the hand of numbness, tingling and pain due to compression on the median nerve.

CARTILAGE: Smooth, slippery substance preventing two ends of bones from rubbing together and grating. Most joints use this to cover bones next to each other. A meniscus is made of cartilage.

CAT SCAN (COMPUTERIZED TOMOGRAPHY): Use of a computer to produce a cross-sectional view of the anatomical part being investigated from x ray data.

CELLULITIS: Infection in the surface layers of the skin.

CHONDROMALACIA: Roughening of the articular cartilage. Best known for the roughening of the underside of the kneecap, which can occur in any kneecap injury.

CLAVICLE: Collarbone; the bone connecting the breastbone with the shoulder blade.

CLOSED REDUCTION: Re-alignment of a fracture or dislocation without surgery.

COCCYX: The 'tailbone,' a group of four vertebrae that are fused together to form a small triangular bone, located at the terminal end of the spine.

SPORTS MEDICINE GLOSSARY

CONCUSSION: Jarring injury of the brain resulting in dysfunction. It can be graded as mild, moderate or severe, depending on loss of consciousness, amnesia and loss of equilibrium. Also known as MTBI (minimally traumatic brain injury). Defined as an alteration in neurological function due to trauma to the brain.

CONTUSION: An injury to a muscle and tissues caused by a blow from a blunt object.

CORTICOSTEROIDS: Used to suppress joint inflammation and inflammation in a bursa or near tendons.

COSTOCHONDRAL JUNCTION: Where the rib bone turns into rib cartilage at the front area of the chest.

COSTO-STERNAL JOINT: The joint where the ribs meet the breast bone.

CRYOTHERAPY: A treatment with the use of cold.

CYST: Abnormal sac containing liquid or semi solid matter.

DEGENERATIVE JOINT DISEASE: Changes in the joint surfaces as a result of repetitive trauma and "wear and tear".

DELTOID LIGAMENT: Ligament that connects the tibia to bones of the medial aspect of the foot and is primarily responsible for stability of the ankle on the medial side. Is sprained less frequently than other ankle ligaments.

DELTOID MUSCLE: Muscles at the top of the arm, just below the shoulder, responsible for shoulder motions in the front, side and back.

DISC, INTERVERTEBRAL: A flat, rounded plate between each vertebrae of the spine. The disc consists of a thick fiber ring, which surrounds a soft gel like interior. It functions as a cushion and shock absorber for the spinal column.

DISLOCATION: Complete displacement of joint surfaces.

DYSEQUILIBRIUM: Disordered sense of balance, without true vertigo.

ELECTROENCEPHALOGRAPH (EEG): A test of brain waves to look for areas that can cause seizures or other abnormalities.

ELECTROMYOGRAM (EMG): Test to determine nerve function.

EPICONDYLITIS: Inflammation of tendons at the elbow due to overuse. Common in tennis players (outer part of elbow) and golfers (inner part of elbow).

ETIOLOGY: Study of the cause of injury and disease.

EXTENSION: Action of straightening of a joint as achieved by an extensor muscle.

FASCIA: A connective tissue sheath consisting of fibrous tissue and fat which unites the skin to the underlying tissue.

FAT PERCENTAGE: The amount of body weight that is adipose, fat tissue. Fat percentage can be calculated by underwater weighing, measuring select skin-fold thickness or by analyzing electrical impedance.

FEMORAL HEAD: The "ball" of the hip joint.

FEMUR: Thighbone; longest bone in the body.

FIBULA: Smaller of the two bones in the lower leg; runs from the knee to the ankle along the outside of the lower leg.

FLEXIBILITY: The ability of muscle to relax and yield to stretch forces.

FLEXION: Action of bending of a joint as achieved by a flexor muscle.

FRACTURE: Breach in continuity of a bone. Types of fractures include simple, compound, comminuted, greenstick, incomplete, impacted, longitudinal, oblique, open, stress or transverse.

GADOLINIUM: The "dye" used for MRI scans.

GAMEKEEPER'S THUMB: A stretch of the ulnar collateral ligament of the thumb that loosens the joint at the base of the thumb.

GLENOHUMERAL: The shoulder girdle; consists of the glenoid capsule, head of the humerus and labrum.

GLENOID: Cavity of the scapula into which the head of the humerus fits to form the shoulder girdle.

GLENOID LABRUM: A rim of fibrocartilaginous tissue attached around the margin of the glenoid fossa.

GRADE ONE INJURY: A mild injury in which ligament, tendon or other musculoskeletal tissue may have been stretched, but not torn or otherwise disrupted.

GRADE TWO INJURY: A moderate injury in which musculoskeletal tissue has been partially, but not totally torn, causing appreciable limitation in function of the injured tissue.

GRADE THREE INJURY: A severe injury in which tissue loss has been significant, and in many cases, totally torn or otherwise disrupted, causing a virtual loss of function.

GROIN: Junction of the thigh and abdomen, location of muscles that rotate, flex and adduct the hip.

HAMMER TOE: Condition when the first digit of a toe is at a different angle than the remaining digits of the same toe.

HAMSTRING: Category of muscle that runs from the buttocks to the knee along the back of the thigh. It functions to flex the knee and is often times injured as a result of improper conditioning or lack of muscle flexibility.

HEMARTHROSIS: Accumulation of blood within a joint as a result of an acute injury.

HEMATOMA: Mass produced by an accumulation of coagulated blood in a cavity or in soft tissues.

HIGH ANKLE SPRAIN: Disruption of thick connective tissue between the tibia and fibula above the ankle joint. Often caused by a hyperextension of the ankle.

HIP POINTER: Contusion to the iliac crest.

HYDROTHERAPY: Treatment using water.

HYPEREXTENSION: Extreme extension of a limb or body part.

HYPHEMA: Small amounts of blood in the front chamber of the eye caused by trauma.

ICE AND STIMULATION: Use of ice to reduce inflammation and muscle stimulation by surface electrodes to maintain muscle strength used in rehabilitation of injury.

SPORTS MEDICINE GLOSSARY

ILIOFEMORAL BAND: A thick, wide fascial layer that runs from the iliac crest to the knee joint on the outside of the thigh.

IMPACT @: The computerized neuropsychological testing program, developed at the University of Pittsburgh that the NHL has adopted for the 2007-08 season.

IMPINGEMENT: A pinching of a structure, such as rotator cuff impingement sign when the shoulder is raised in certain directions which cause shoulder and upper arm pain. Also seen at the labrum of the hip.

INFLAMMATION: The body's natural response to injury in which the injury site might display various degrees of pain, swelling, heat, redness and/or loss of function.

ISOMETRIC CONTRACTION: Muscular contraction in which tension is developed but no mechanical work is done.

LABRUM (LABRUM GLENOIDALE): The cartilage of the glenoid cavity in the shoulder. A lip edged or lip like structure.

LATERAL: On the outer side of a body structure, furthest from the midline of the body.

LATERAL COLLATERAL LIGAMENT (LCL): Ligament of the knee along the outer aspect that connects the femur to the fibula. It provides lateral stability to the joint.

LIGAMENT: Band of fibrous tissue that connects bone to bone or bone to cartilage and supports and strengthens joints.

MAGNETIC RESONANCE IMAGING (MRI): Imaging procedure in which a radio frequency pulse causes certain electrical elements of the injured tissue to react to this pulse and through this process a computer display and permanent film establish a visual image. MRI does not require radiation and is very useful in the diagnosis of soft tissue, disc and meniscus injuries.

MANDIBLE: Jaw bone.

MEDIAL: On the inner side of a body structure, closest to the midline of the body.

MEDIAL COLLATERAL LIGAMENT (MCL): Ligament of knee along the inner aspect that connects the femur to the tibia.

MENISCUS: Crescent-shaped cartilage, usually pertaining to the knee joint; also known as cartilage. There are two menisci in the knee - medial and lateral. These work to absorb weight within the knee and provide stability.

METACARPALS: Five long bones of the hand, joining the fingers to the wrist.

METATARSALS: Five long bones of the foot, running from the ankle to the toes.

MRSA (METHICILLIN RESISTANT STAPH AUREUS): A skin bacteria that has become resistant to common penicillins and related antibiotics which can be involved in skin and blood stream infections.

MSSA (METHICILLIN SENSITIVE STAPH AUREUS): A skin bacteria that is still sensitive to common penicillins and related antibiotics.

MYOSITIS: Inflammation of a muscle.

NEUROPRAXIA: A temporary dysfunction of a peripheral nerve.

NEUROPSYCHOLOGICAL TESTING: Written or computerized tests which measure memory functions, reaction speeds, and learning functions of the brain. In sports, commonly performed as a part of the clinical evaluation of concussion.

OPEN REDUCTION: Re-alignment of a fracture or dislocation with surgery.

ORBIT: The complex of facial bones creating the socket for the eyeball, its nerves and muscles, in the skull.

ORTHOTIC: Any device applied to or around the body of physical impairment of disability. Commonly used to control foot mechanics.

OSTEITIS PUBIS: An inflammation in the joint of the pelvic bones just above the genital area.

OSTEOCHONDRITIS DESSICANS: A piece of bone and/or cartilage loosened from its attachment after trauma and a cause of a lesion.

OSTEOMYELITIS: An inflammatory disease of bone caused usually by infection with streptococcus or staphylococcus bacteria.

PATELLA: The kneecap. The patella functions to protect the distal end of the femur as well as increase the mechanical advantage and force generating capacities of the quadriceps muscle group.

PHOTOREFRACTIVE KERATECTOMY (PRK): Type of laser eye surgery used to correct mild to moderate nearsightedness, farsightedness, and/or astigmatism.

PLANTAR FASCIITIS: Inflammation of the plantar (a thick tissue on the bottom of the foot which helps create the arch) fascia; associated with overuse or acute foot injury.

PNEUMOTHORAX: Air inside the chest cavity and outside of the lung. Can be associated with chest trauma. Can be associated with collapse of the lung.

POSTERIOR: Back of the body.

POSTERIOR CRUCIATE LIGAMENT (PCL): A primary stabilizing ligament of the knee that provides significant stability and prevents displacement of the tibia backward within the knee joint. A complete tear of this ligament necessitating reconstruction could require up to 12 months of rehabilitation.

QUADRICEP MUSCLES: A group of four muscles of the front thigh that run from the hip and form a common tendon at the patella; they are responsible for knee extension.

RADIUS: Bone in the forearm from elbow to the thumb side of the wrist.

RECONSTRUCTION: Surgical rebuilding of a joint using natural, artificial or transplanted materials.

SPORTS MEDICINE GLOSSARY

ROTATOR CUFF: Comprised of four muscles in the shoulder area that can be irritated by overuse. The muscles are the supraspinatus (most commonly injured), infraspinatus, teres minor and subscapularis.

SACROILIAC: Junction of the sacrum, the lower back bone, with the pelvis.

SACRUM: Group of five fused vertebrae located just below the lumbar vertebrae of the lower back, which form part of the pelvis.

SCAPULA: Shoulder blade.

SCIATICA: Irritation of the sciatic nerve resulting in pain or tingling running down the inside of the leg.

SCIATIC NERVE: Major nerve that carries impulses for muscular action and sensations between the low back and thigh and lower leg; it is the longest nerve in the body.

SHIN SPLINT: A catch all syndrome describing pain in the shin that is not a fracture or tumor and cannot be defined otherwise.

SPLEEN: Large, solid organ responsible for the normal production and destruction of blood cells located under the left rib cage.

SPONDYLOSIS: Abnormal vertebral fixation or immobility, or a general term for arthritis of the spine.

SPORTS HERNIA (PREVIOUSLY KNOWN AS A HOCKEY HERNIA): Not a true tear, or hole, in the abdominal lining, but rather a weakened, possibly inflamed, area in the lower abdominal region from repetitive use of powerful lower abdominal and groin muscles. Seen especially in athletes engaged in ice hockey, soccer or football.

SPRAIN: Injury resulting from the stretching or twisting of the joint and causes various degrees of stretching or tearing of a ligament or other soft tissue at the joint.

STERNOCLAVICULAR JOINT: The joint where the collar bone meets the breast bone.

STERNUM: The breast bone.

STINGER: Same as a "burner".

STRAIN: Injury resulting from a pulling or torsion to the muscle or tendon that causes various degrees of stretching or tearing to the muscle or tendon tissue.

STRESS FRACTURE: A hair line type of break in a bone. Caused by overuse.

SUBCONJUNCTIVAL HEMORRHAGE: A broken blood vessel over the white of the eye. Does not affect vision.

SUBLUXATION: Partial dislocation of a joint. The term usually implies that the joint can return to a normal position without formal reduction.

SULFA ANTIBIOTICS: A group of medications used to treat bacterial illnesses. Used as one of the first choices against MRSA.

SYNOVIAL FLUID: Lubricating fluid for joints and tendons, produced in synovium, or the inner lining of a joint.

SYNOVITIS: Inflammation of the synovial lining of a joint.

TALUS: The ankle bone that articulates with the tibia and fibula to form the ankle joint.

TARSALS: Group of seven bones of the foot consisting of the calcaneus, talus, cuboid and three cuneiform bones.

TENDINITIS: Inflammation of the tendon and/or tendon sheath, caused by chronic overuse or sudden injury.

TENDON: Tissue that connects muscle to bone.

TENOSYNOVITIS: Swelling or inflammation of a tendon sheath caused by calcium deposits, repeated strain or trauma.

TIBIA: Shin bone; larger of the two bones of the lower leg and is the weight bearing bone of the shin.

TISSUE GLUE: A substance similar to "Crazy glue" that can be used instead of sutures or staples to close simple cuts to the skin.

TRANSCUTANEOUS ELECTRICAL NERVE STIMULATOR (TENS): An electrical modality that sends a mild current through pads at the injury site which stimulates the brain to release the natural analgesic endorphin.

TRANSVERSE PROCESS: Small lateral projection off the right and left side of each vertebrae that functions as an attachment site for muscles and ligaments of the spine.

TRICEPS: Muscle of the back of the upper arm, primarily responsible for extending the elbow.

ULNA: Inner bone of the forearm that runs from the tip of the elbow to the little finger side of the wrist.

ULNAR NERVE: Nerve in the elbow commonly irritated from excessive throwing.

ULTRASOUND: An electrical modality that transmits a sound wave through an applicator into the skin to the soft tissue in order to heat the local area for relaxing the injured tissue and/or disperse edema...Also a type of imaging study for certain body areas.

V O₂ MAX: A measure of aerobic fitness, measuring the maximal uptake of oxygen a person can achieve with exercise.

VERTEBRA: The bones that make the spinal column. Divided into cervical (neck), thoracic (chest) and lumbar (low back) regions.


VERTIGO: Dizziness with a sensation of the world spinning around a person. Can be caused by trauma, viral illnesses, or occurs spontaneously.

"WIND KNOCKED OUT": Syndrome describing a contraction of the abdominal nerve trunk, the solar plexus, as a result of an abdominal contusion.

ZYGOMA: The cheek bone.

Edited by Dr. Gary W. Dorshimer and Flyers Athletic Trainer & Strength and Conditioning Coach Jim McCrossin

NHL INFORMATION

WESTERN CONFERENCE		EASTERN CONFERENCE	
PACIFIC	CENTRAL	ATLANTIC	METROPOLITAN
 ANAHEIM	 CHICAGO	 BOSTON	 CAROLINA
 CALGARY	 COLORADO	 BUFFALO	 COLUMBUS
 EDMONTON	 DALLAS	 DETROIT	 NJ DEVILS
 LOS ANGELES	 MINNESOTA	 FLORIDA	 NY ISLANDERS
 PHOENIX	 NASHVILLE	 MONTRÉAL	 NY RANGERS
 SAN JOSE	 ST. LOUIS	 OTTAWA	 PHILADELPHIA
 VANCOUVER	 WINNIPEG	 TAMPA BAY	 PITTSBURGH
		 TORONTO	 WASHINGTON

In 2013-14, The League went to a realigned format for geographic purposes and has decided to stick with geographic names for the four new divisions. Three of the four names are carryovers from the old six-division alignment, but the League added a new name to the mix.

The four division names are Atlantic, Metropolitan, Central and Pacific. The Atlantic and Metropolitan divisions make up the Eastern Conference and each division has eight teams. The Central and Pacific divisions make up the Western Conference and have seven teams in each division.

The Atlantic Division teams are: Boston Bruins, Buffalo Sabres, Detroit Red Wings, Florida Panthers, Montreal Canadiens, Ottawa Senators, Tampa Bay Lightning and Toronto Maple Leafs.

The Red Wings moved from the Western Conference to the Eastern.

The Metropolitan Division includes the three New York-area teams -- New York Rangers, New York Islanders and New Jersey Devils -- along with the Washington Capitals, Pittsburgh Penguins, Philadelphia Flyers, Carolina Hurricanes and Columbus Blue Jackets, who are joining the Red Wings in the move east.

The new Central Division in the Western Conference includes the Chicago Blackhawks, St. Louis Blues, Nashville Predators, Minnesota Wild, Colorado Avalanche, Dallas Stars and Winnipeg Jets, who moved from the Eastern Conference to the Western.

The new Pacific Division includes the Los Angeles Kings, Anaheim Ducks, Phoenix Coyotes, San Jose Sharks, Vancouver Canucks, Calgary Flames and Edmonton Oilers.

THE STANLEY CUP PLAYOFFS will still consist of 16 teams, eight from each conference, but it will be division-based and a wild-card system has been added.

The top three teams in each division will make up the first 12 teams in the playoffs. The remaining four spots will be filled by the next two highest-placed finishers in each conference -- regardless of division -- based on regular-season points. It will be possible for one division to send five teams to the postseason while the other sends three.

The seeding of the wild-card teams within each divisional playoff will be determined by regular-season points. The division winner with the most points in the conference will be matched against the wild-card team with the fewest points; the division winner with the second-most points in the conference will play the wild-card team with the second-fewest points.

The teams finishing second and third in each division will play in the first round of the playoffs. The winners of each series will play for berths in the conference championship series.

The winners of the conference championships advance to the Stanley Cup Final.

2015-2016 NHL OFFICIALS

REFEREES

NAME	NUMBER
*Brenk, Jake	42
Charron, Francis	6
*Chmielewski, Tom	43
Dwyer, Gord	19
Furlatt, Eric	27
*Hanson, Trevor	47
Hasenfratz, Mike	2
Hebert, Ghislain	22
Hebert, Jean	15
Jackson, Dave	8
Joannette, Marc	25
Kimmerly, Greg	18
Kowal, Tom	32
Kozari, Steve	40
L'Ecuyer, Frederick	17
LaRue, Dennis	14
Lee, Chris	28
Leggo, Mike	3
*Lemelin, Mark	41
*Lewis, Dave	46
Luxmore, Thomas John	21
Martell, Rob	26
McCauley, Wes	4
*McIsaac, Jon	45
Meier, Brad	34
Morton, Dean	36
*Nicholson, Kendrick	44
O'Halloran, Dan	13
O'Rourke, Dan	9
Peel, Tim	20
Pochmara, Brian	16
Pollock, Kevin	33
*Rank, Garrett	48
Rehman, Kyle	37
*Romasko, Evgeny	39
Rooney, Chris	5
Skilliter, Graham	24
St. Pierre, Justin	12
St-Laurent, Francois	38
Sutherland, Kelly	11
Walsh, Ian	29
Watson, Brad	23

LINESMEN

NAME	NUMBER
*Alphonso, Shandor	52
Amell, Derek	75
Barton, Steve	59
*Berg, Devin	87
Brisebois, David	96
Cameron, Lonnie	74
Cherrey, Scott	50
Cormier, Michel	76
Cvik, Mike	88
Devorski, Greg	54
Driscoll, Scott	68
Galloway, Ryan	82
*Gawryletz, Brandon	64
Gibbons, Ryan	58
Gibbs, Darren	66
*Grandt, John	98
Henderson, Don	91
Heyer, Shane	55
Kovachik, Brad	71
*Knorr, Trent	63
Lazarowich, Brad	86
Mach, Brian	78
MacPherson, Matt	83
McElman, Andy	90
Miller, Steve	89
Murchison, Kiel	79
Murphy, Brian	93
Murray, Jonny	95
Nansen, Derek	70
Nelson, Thor	80
Nowak, Tim	77
Pancich, Bryan	94
Racicot, Pierre	65
Rody, Vaughan	73
Sericolo, Anthony	84
Sharrers, Jay	57
Shewchyk, Mark	92
Wheler, Mark	56
*Minor League Officials	

2015-2016 NHL KEY DATES

SEPTEMBER

- 2-4 NHL/NHLPA Rookie Orientation Program (Leesburg, Va.)
- 7-9 NHL/NHLPA Player Media Tour (Toronto, Ont.)
- 9 NHL PR Directors Meeting (Toronto, Ont.)
- 9-10 NHL Broadcast Meetings (Toronto, Ont.)
- 12-14 NHL Officials Training Camp (Buffalo, N.Y.)
- 10 Rookie camps open
- 17 Training camps open
- 20 Preseason schedule begins
- 21 NHL Alumni Awards Gala Dinner – Honorees: Mark Messier, Gerry Sillers and Pete Tucker (Toronto, Ont.)
- 21 2015 Kraft Hockeyville™ Canada: San Jose Sharks vs. Vancouver Canucks (North Saanich, B.C.)
- 24 CCM/USA Hockey All-American Prospects Game (First Niagara Center, Buffalo, N.Y.)
- 29 2015 Kraft Hockeyville™ USA: Tampa Bay Lightning vs. Pittsburgh Penguins (Johnstown, Pa.)
- 29 NHL Board of Governors Meeting (New York, N.Y.)

OCTOBER

- 6 Opening day playing rosters set (5:00 p.m. ET)
- 7 Opening night: 2015-16 NHL Regular Season begins
- 7 2015 Molson Canadian NHL Face-Off™
- 7 Blackhawks raise Stanley Cup banner: New York Rangers at Chicago Blackhawks
- 9 New York Islanders play first NHL game at Barclays Center vs. Chicago Blackhawks (Brooklyn, N.Y.)
- 19 – Nov. 13 Hockey Fights Cancer Awareness campaign

NOVEMBER

- 6 Hockey Hall of Fame Game: Detroit Red Wings at Toronto Maple Leafs (Air Canada Centre, Toronto, Ont.)
- 9 Hockey Hall of Fame induction ceremony (Toronto, Ont.) Inductees: Sergei Fedorov, Phil Housley, Nicklas Lidstrom, Chris Pronger, Angela Ruggiero (Player category); Bill Hay, Peter Karmanos Jr. (Builder category); Media honorees: Bob McKenzie, Nick Nickson.
- 10 NHL General Managers' Meeting (Toronto, Ont.)
- 26 NHL Founders Day (1917)
- 27 2015 Discover NHL Thanksgiving Showdown™: New York Rangers at Boston Bruins (1:00 p.m. ET)

DECEMBER

- 1 Signing deadline for Group 2 free agents (5:00 p.m. ET)
- 7-8 NHL Board of Governors Meeting (Pebble Beach, Calif.)
- 17 U.S. Hockey Hall of Fame induction (Inductees: Ron DeGregorio, Chris Drury, Angela Ruggiero, Mathieu Schneider) & Celebration of Lester Patrick (Recipients: Bob Crocker, Jeremy Jacobs) (Boston, Mass.).
- 19-27 Holiday roster freeze in effect: For all players on an NHL active roster, injured reserve, or with non-roster and injured non-roster status as of midnight (local time) Dec. 19, a roster freeze shall apply through midnight (local time) Dec. 27, with respect to waivers, trades and loans, subject to the exceptions provided for in CBA Article 16.5 (d).
- 23-25 Holiday break (no scheduled practices – dressing rooms closed)
- 26 – Jan. 5 IIHF World Junior Championship (Helsinki, Finland)

JANUARY

- 1 2016 Bridgestone NHL Winter Classic®: Montreal Canadiens vs. Boston Bruins (Gillette Stadium, Foxborough, Mass.)
- 12 USHL/NHL Top Prospects Game (Omaha, Nebr.) Week of 18th NHL Central Scouting Mid-Season Rankings release
- 28 CHL/NHL Top Prospects Game (Pacific Coliseum, Vancouver, B.C.)
- 28 – Feb. 1 NHL All-Star Break (no games played)
- 28-31 No scheduled practices – dressing rooms closed
- 30 NHL All-Star Skills Competition™ (Bridgestone Arena, Nashville, Tenn.)
- 31 2016 NHL All-Star Game (Bridgestone Arena, Nashville, Tenn.)
- 31 – Feb. 1 AHL All-Star Classic (Syracuse, N.Y.)

2015-2016 NHL KEY DATES

FEBRUARY

1	Hockey is for Everyone Month begins
2	NHL Regular Season resumes
5-6	ECHL Hockey Heritage Weekend (host: Kalamazoo, Mich.)
6	16th Annual Scotiabank Hockey Day in Canada (host: Kamloops, B.C.)
21	2016 Coors Light NHL Stadium Series™: Chicago Blackhawks vs. Minnesota Wild (TCF Bank Stadium, Minneapolis, Min.)
19-21	9th Annual Hockey Weekend Across America presented by CCM (USA Hockey)
27	2016 Coors Light NHL Stadium Series™: Detroit Red Wings vs. Colorado Avalanche (Coors Field, Denver, Colo.)
29	Trade deadline (3:00 p.m. ET)

MARCH

1	Deadline for each national association to announce at least 16 members of its 2016 World Cup of Hockey roster
14-16	NHL General Managers' Meeting (Boca Raton, Fla.)

APRIL

7-9	NCAA Frozen Four (Amalie Arena, Tampa Bay, Fla.)
9	Last day of regular season (all teams in action)
Week of 11th	NHL Central Scouting Final Rankings release
13	Stanley Cup Playoffs begin
14-24	IIHF Under-18 World Championship (Grand Forks, N.D.)
29-May 15	IIHF World Championship (Moscow and St. Petersburg, Russia)
TBA	NHL Draft Lottery

MAY

19-29	CHL Memorial Cup (Red Deer, Alta.)
29-June 4	NHL Scouting Combine (Buffalo, N.Y.)

JUNE

1	Deadline for each national association to announce balance of its team's roster (20 skaters and three goalies total) for 2016 World Cup of Hockey
18	Last possible day for 2016 Stanley Cup Final
TBA	Deadline for first club-elected salary arbitration (later of June 15 or 48 hours after the conclusion of the Stanley Cup Final, 5:00 p.m. ET)
TBA	NHL Awards
24-25	NHL Draft (First Niagara Center, Buffalo, N.Y.)

JULY

1	Free agency begins (12:00 p.m. ET)
5	Deadline for player-elected salary arbitration notification (5:00 p.m. ET)
6	Deadline for club-elected salary arbitration notification (5:00 p.m. ET)
20-Aug. 4	Salary arbitration hearings held

AUGUST

6	Deadline for salary arbitration decisions to be rendered
---	----------------------------------------------------------

PHILADELPHIA FLYERS MEDIA INFORMATION & WELLS FARGO CENTER INFORMATION

EXECUTIVE OFFICES:

Broad Street entrance, West side (215) 465-4500.

WELLS FARGO CENTER BOX OFFICE:

Broad Street South side, Box Office is open:

Weekdays	9 am to 6 pm
Saturdays	10 am to 4:30 pm
Sundays & Holidays	Event days only

Tickets for all Wells Fargo Complex events can be purchased at the Wells Fargo Center Box Office and WellsFargoCenterPhilly.com.

TICKETS FOR UPCOMING EVENTS:

Main Concourse Level, opposite Section 104.

WILL CALL:

Wells Fargo Center Box Office, Designated Windows.

GUEST SERVICES CENTERS:

Main Concourse Level in the Broad Street Atrium.
Mezzanine Concourse Level, Broad Street South side.

SECURITY OFFICE:

Main Concourse Level, Broad Street West side.

FIRST AID ROOM:

Main Concourse Level, 11th Street North side.

PUBLIC TELEPHONES:

Main Concourse and Mezzanine Levels, various locations.

SMOKING POLICY:

Wells Fargo Center is a smoke-free facility.

TELEPHONE SERVICE:

Requests for telephone lines in press box or other areas should be directed to Shirley Posey in the Wells Fargo Center Operations Department at (215) 389-9475.

FLYERS MEDIA WEBSITE:

The Flyers PR department maintains a password-protected media information page. Updated on a daily basis, this page contains archived press releases, postgame notes & quotes, practice schedules, teleconference transcripts, and much more. For login information, please contact a member of the Flyers PR department.

CREDENTIALS:

Credentials are required for access into the building. Season passes are issued to those media members who regularly cover the Flyers. Individual game passes may be applied for by contacting the Flyers Public Relations Department via email at Brian_Smith@comcastspectacor.com at least 24 hours prior to a game. Press box space is limited. For this reason, the Flyers ask that any media member holding a season pass and not covering a game to notify the Flyers Public Relations Office by NOON on the day of the game at (215) 389-9554, especially during the latter part of the regular season and the playoffs.

BLOGGERS & WEBSITE MEDIA (unaffiliated with a traditional media outlet):

The Flyers have in the past granted game-by-game credentials to selected blogs and websites. Due to space constraints in the Flyers locker room and in the press box, the Flyers are no longer granting credentials to blogs other than the ones that have regularly attended in the past.

Bloggers are welcome to contact the Flyers PR department at (215) 389-9554 to be added to the team's postgame distribution lists, which include postgame quotes and statistical information.

PHOTOGRAPHERS:

Photographers from accredited magazines, newspapers and wire services may shoot from designated areas. Positions are assigned on a period-by-period basis by Sean Jack, Press Box Steward. Those photographers who need access to strobes must contact the Flyers Public Relations Department at least 24 hours prior to a game at (215) 952-5780.

PRESS PARKING:

Media members attending a Flyers game at the Wells Fargo Center should park in F-lot, located north of the Wells Fargo Center along 11th Street. Access to this lot is by permit only. Media members who cover the Flyers on a regular basis will receive parking passes. Parking space is limited and is on a first come, first-served basis.

PRESS ENTRANCE:

Media members attending Flyers games at the Wells Fargo Center should enter the building on the North side of the Building through the press entrance, which is located on the Main Concourse level and is marked as Stairwell 18. All media members are asked to have their passes ready to present to security at the entrance.

LOWER PRESS:

Lower press is located in the Northeast corner of the Event Floor Level (Level One). Game notes, press kits and food are available to the media in the press lounge during the course of an event. Storage and working space is also made available for media members' use in the press lounge. Meals are served two hours before face-off time. Refreshments are available during the game.

LOCKER ROOMS:

The locker rooms are located on the West side (Broad Street) of the Event Level. Unless otherwise indicated, locker rooms are open to the media after the game only. All media members are asked to have their passes ready to present to security at the entrance. No autographs are permitted in the locker room area.

PRESS BOX:

The press box, located on the East side (11th Street) of the Balcony Level (Level Seven), is accessible from both the press lounge and from the concourse via a press elevator, located in the Northeast corner of the building. The following services are provided to all media members in the press box:

1. Pre-game and post-game information, statistics and summaries
2. Updates during the game regarding statistics & officiating decisions and other items of interest.
3. Closed circuit television monitors of game action
4. Work area

TELEVISION TRUCKS:

Television stations/networks covering events at the Wells Fargo Center should contact Chris Corey (215-952-5364; Chris_Corey@comcastspectacor.com) of the Electronic Media Department with technical requirements and Ben Schlegel (215-952-5786; Ben_Schlegel@comcast-spectacor.com) in the Operations Department regarding parking and security. Television trucks will be able to park and connect to the Wells Fargo Center on the north side of the Event Level. Trucks should enter the Wells Fargo Center from the 11th Street entrance and proceed to the loading dock area.

MEDIA SERVICES STAFF:

Sr. Director of Communications..... Zack Hill
Director, Public Relations..... Joe Siville
Manager, Broadcasting & Media Services..... Brian Smith
Press Box Steward..... Sean Jack
Event Manager..... Ben Schlegel

Press Box Phone..... (215) 336-3600 ext. 2115

FLYERS MEDIA

PHILADELPHIA FLYERS PUBLIC RELATIONS CONTACTS



Zack Hill
Senior Director,
Communications



Joe Siville
Director,
Public Relations



Brian Smith
Manager, Broadcasting
& Media Services

PHILADELPHIA FLYERS MEDIA



Sam Carchidi
Philadelphia Inquirer



Wayne Fish
Bucks County
Courier Times



Dan Gelston
Associated Press



Dave Isaac
Camden Courier Post



Tim Panaccio
CSNPhilly.com



Rob Parent
Delaware County Times



Jeff Neiburg
Philadelphia Daily News



Jay Greenberg
Philadelphiaflyers.com



Randy Miller
NJ.com

NOTES

This image shows a single sheet of white paper with horizontal ruling lines. The lines are evenly spaced and run across the width of the page. There are no margins, text, or other markings on the paper.

This image shows a single sheet of white paper with horizontal ruling lines. The lines are evenly spaced and run across the width of the page. There are no margins, text, or other markings on the paper.

This image shows a single sheet of white paper with horizontal ruling lines. The lines are evenly spaced and run across the width of the page. There are no margins, text, or other markings on the paper.

NOTES

This image shows a single sheet of white paper with horizontal ruling lines. The lines are evenly spaced and run across the width of the page. There are no margins, text, or other markings on the paper.



2015-16 PHILADELPHIA FLYERS SEASON SCHEDULE

OCTOBER

SUN	MON	TUE	WED	THU	FRI	SAT
				1	2	3
4	5	6	7	8 TBL 7:30 CSN	9	10 FLA 7:00 CSN
11	12 FLA 7:00 CSN	13	14 CHI 8:00 NBCSN	15	16	17
18	19	20 DAL 7:30 CSN	21 BOS 8:00 NBCSN	22	23	24 NYR 7:00 CSN
25	26	27 BUF 7:00 CSN	28	29 NJD 7:00 CSN	30 BUF 7:00 CSN	31

NOVEMBER

SUN	MON	TUE	WED	THU	FRI	SAT
1	2 VAN 10:00 TCN	3 EDM 9:00 CSN	4	5 CGY 9:00 CSN	6	7 WPG 7:00 TCN
8	9	10 COL 7:00 CSN	11	12 WSH 7:00 CSN	13	14 CAR 7:00 CSN
15	16	17 LAK 7:00 CSN	18	19 SJS 7:00 CSN	20	21 OTT 7:00 TCN
22	23 CAR 7:00 CSN	24	25 NYI 7:30 TCN	26	27 NSH 3:30 CSN	28 NYR 1:30 CSN
29	30					

DECEMBER

SUN	MON	TUE	WED	THU	FRI	SAT
		1 OTT 7:30 TCN	2	3	4 NJD 7:00 CSN	5 CBJ 7:30 CSN
6	7	8 NYI 7:00 CSN	9	10 STL 8:00 CSN	11 DAL 8:30 TCN	12
13	14	15 CAR 7:00 CSN	16	17 VAN 7:00 CSN	18	19 CBJ 7:00 CSN
20	21 STL 7:00 CSN	22	23	24	25	26
27 ANA 8:00 TCN	28	29	30 SJS 10:30 CSN	31		

AWAY GAME

HOME GAME



FLYERS WIVES
CARNIVAL



FLYERS 5K

JANUARY

SUN	MON	TUE	WED	THU	FRI	SAT
					1	2 LAK 4:00 CSN
3	4	5 MTL 7:30 CSN	6	7 MIN 8:00 TCN	8	9 NYI 1:00 CSN
10	11	12	13 BOS 8:00 NBCSN	14	15	16 NYR 1:00 CSN
17 DET 7:30 NBCSN	18	19 TOR 7:00 CSN	20	21 PIT 7:00 CSN	22	23 NYI 7:30 TCN
24	25 BOS 7:00 CSN	26	27 WSH 8:00 NBCSN	28	29	30

FEBRUARY

SUN	MON	TUE	WED	THU	FRI	SAT
	1	2 MTL 7:30 CSN	3	4 NSH 8:00 CSN	5	6 NYR 1:00 CSN
7 WSH 12:00 NBC	8	9 ANA 7:00 CSN	10	11 BUF 7:00 CSN	12	13 NJD 1:00 CSN
14 NYR 7:30 NBCSN	15	16 NJD 7:00 TCN	17	18	19 MTL 7:30 CSN	20 TOR 7:00 CSN
21	22	23 CAR 7:00 TCN	24	25 MIN 7:00 CSN	26	27 ARI 1:00 CSN
28	29 CGY 7:00 CSN					

MARCH

SUN	MON	TUE	WED	THU	FRI	SAT
		1	2	3 EDM 7:00 CSN	4	5 CBJ 7:00 CSN
6	7 TBL 7:00 CSN	8	9	10	11 TBL 7:30 CSN	12 FLA 7:00 CSN
13	14	15 DET 7:30 CSN	16 CHI 8:00 NBCSN	17	18	19 PIT 1:00 CSN
20	21 NYI 7:30 CSN	22 CBJ 7:00 CSN	23	24 COL 9:00 CSN	25	26 ARI 10:00 TCN
27	28 WPG 7:00 CSN	29	30 WSH 8:00 NBCSN	31		

APRIL

SUN	MON	TUE	WED	THU	FRI	SAT
					1	2 OTT 1:00 CSN
3 PIT 3:00 CSN	4	5	6 DET 8:00 NBCSN	7 TOR 7:00 CSN	8	9 PIT 3:00 NBC

All times are Eastern, PM except where noted and are subject to change.
CSN = Comcast Sportsnet TCN = The Comcast Network NBC = NBC Sports NBCSN = NBC Sports Network

PHILADELPHIAFLYERS.COM



PhiladelphiaFlyers



@NHLFlyers